

Case No. : <u>GTS20230629015-1-13</u>
Ambient Condition: <u>23</u> °C, <u>48</u> %RH, Atmos100.1Kpa,
Test Date: <u>2023.7.18</u> Test Engineer: <u>Evan Ouyang</u>

Appendix E.1: Emission Bandwidth

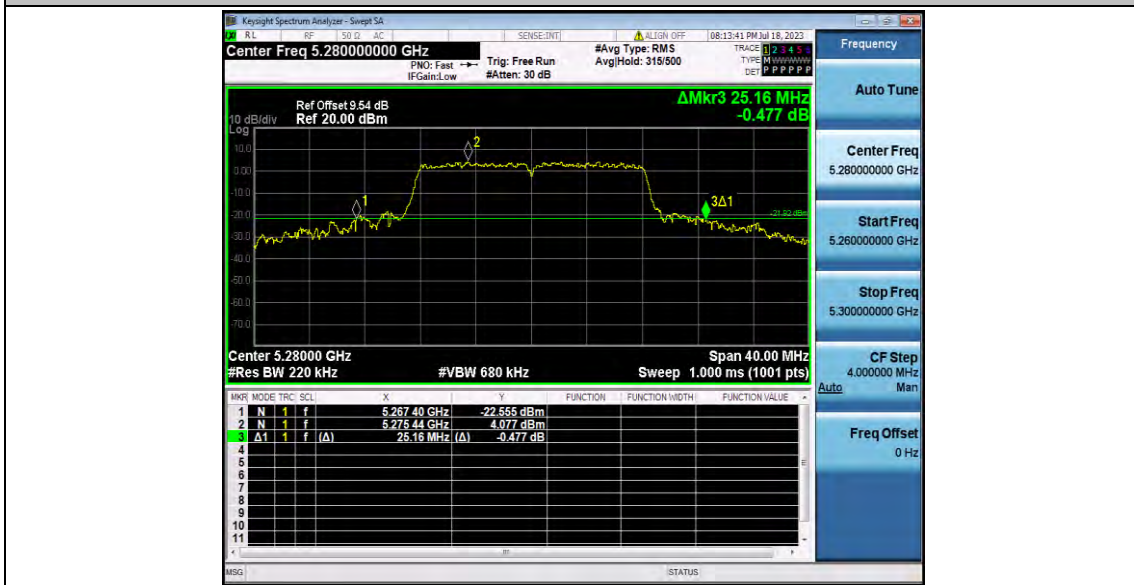
Test Result

Test Mode	Antenna	Frequency[MHz]	26db EBW [MHz]	FL[MHz]	FH[MHz]	Limit[MHz]	Verdict
11A	Ant1	5260	28.920	5247.120	5276.040	---	---
		5280	25.160	5267.400	5292.560	---	---
		5320	18.640	5310.640	5329.280	---	---
11N20SISO	Ant1	5260	23.960	5249.920	5273.880	---	---
		5280	22.120	5269.960	5292.080	---	---
		5320	19.640	5310.280	5329.920	---	---
11N40SISO	Ant1	5270	43.040	5249.600	5292.640	---	---
		5310	41.040	5289.680	5330.720	---	---
11AC20SISO	Ant1	5260	24.080	5249.880	5273.960	---	---
		5280	22.320	5269.920	5292.240	---	---
		5320	19.560	5310.240	5329.800	---	---
11AC40SISO	Ant1	5270	42.800	5249.520	5292.320	---	---
		5310	41.280	5289.600	5330.880	---	---
11AC80SISO	Ant1	5290	80.960	5249.520	5330.480	---	---

Test Graphs



11A_Ant1_5260



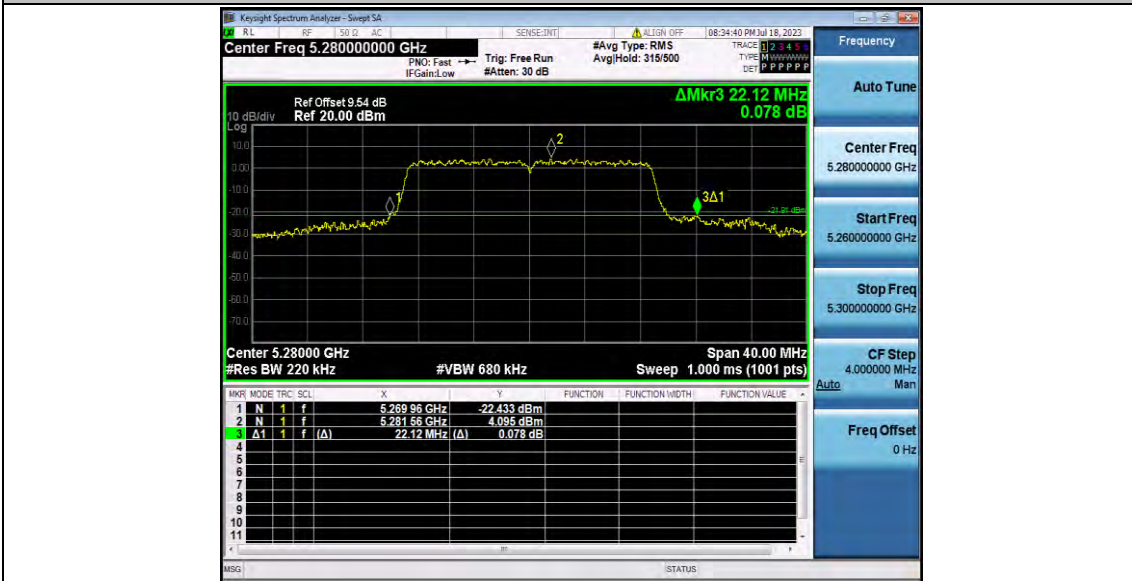
11A_Ant1_5280



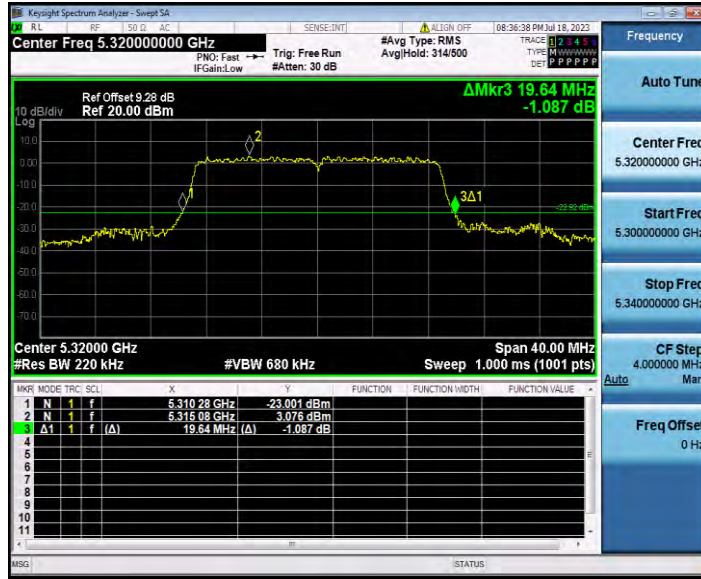
11A_Ant1_5320



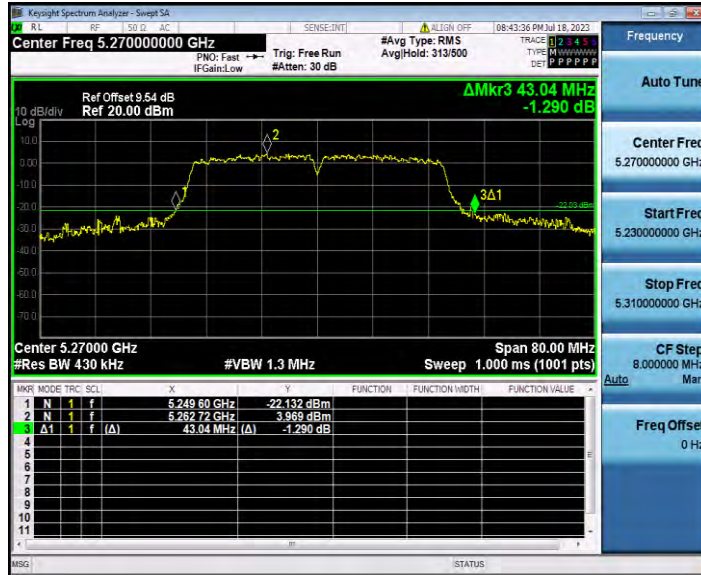
11N20SISO_Ant1_5260



11N20SISO_Ant1_5280



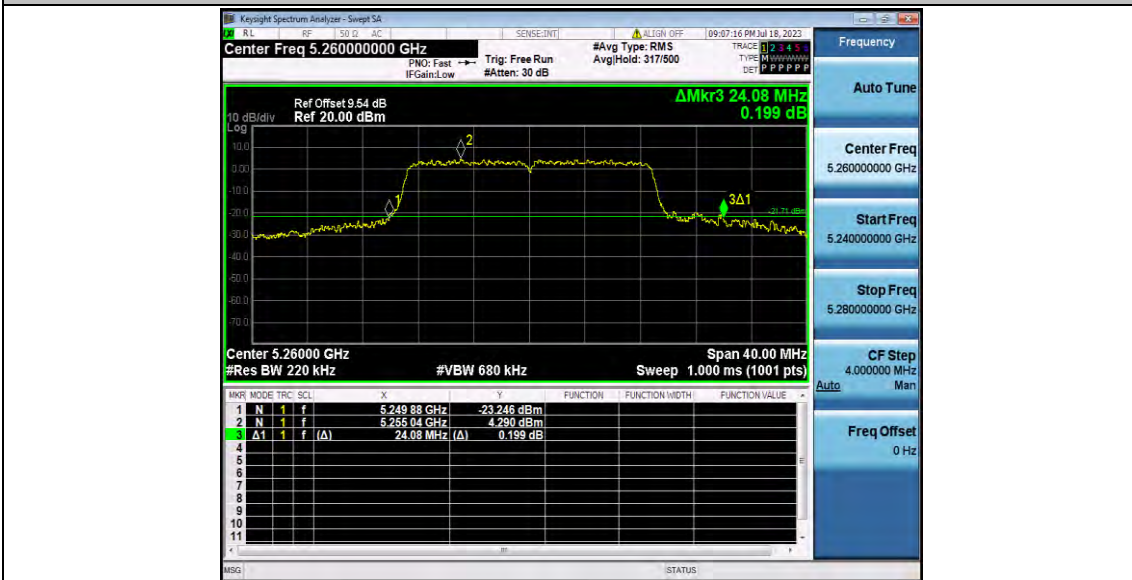
11N20SISO_Ant1_5320



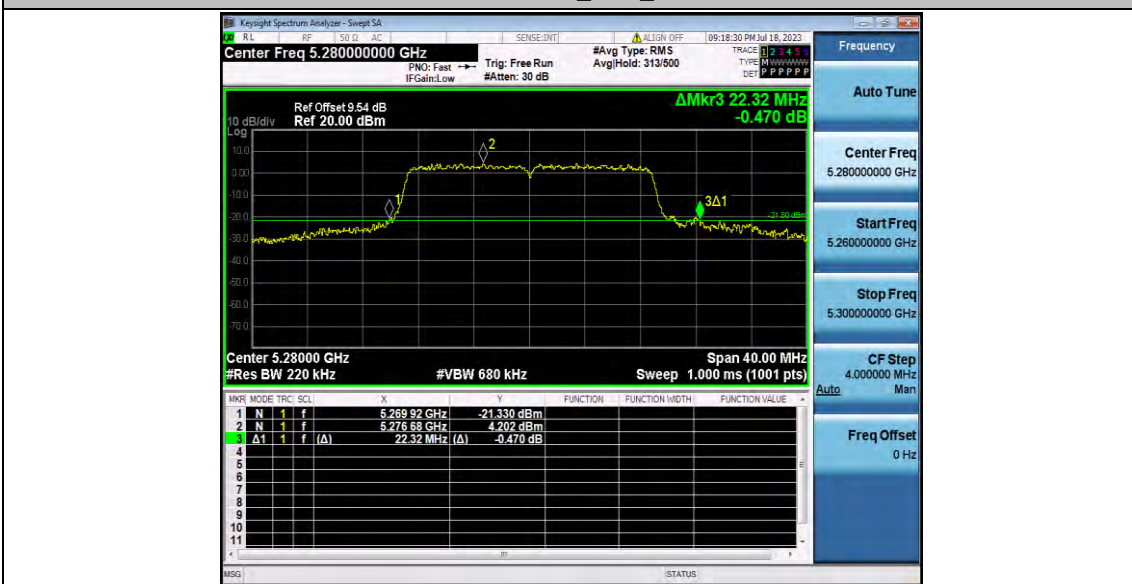
11N40SISO_Ant1_5270



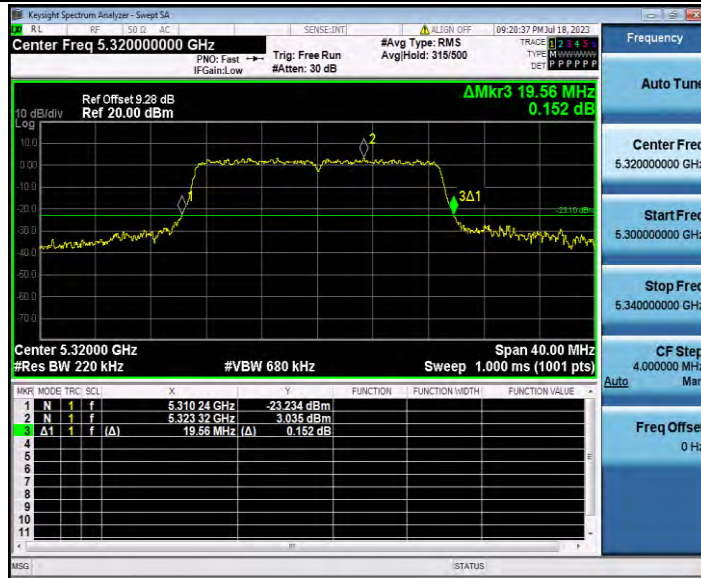
11N40SISO_Ant1_5310



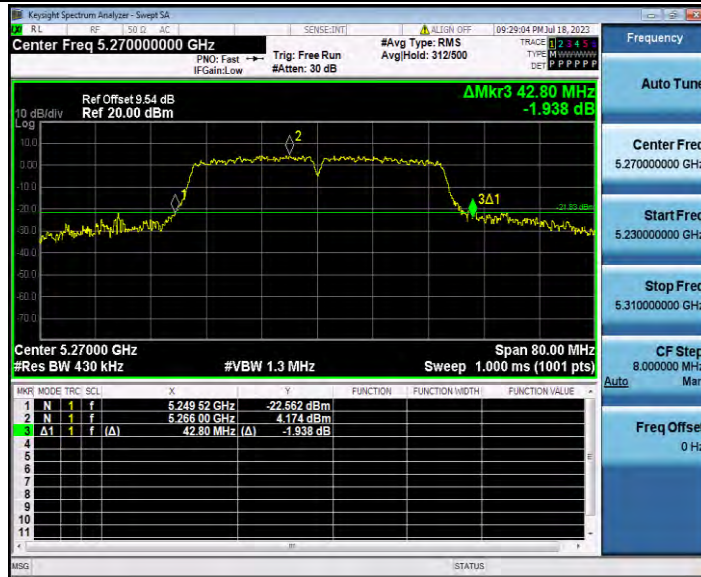
11AC20SISO_Ant1_5260



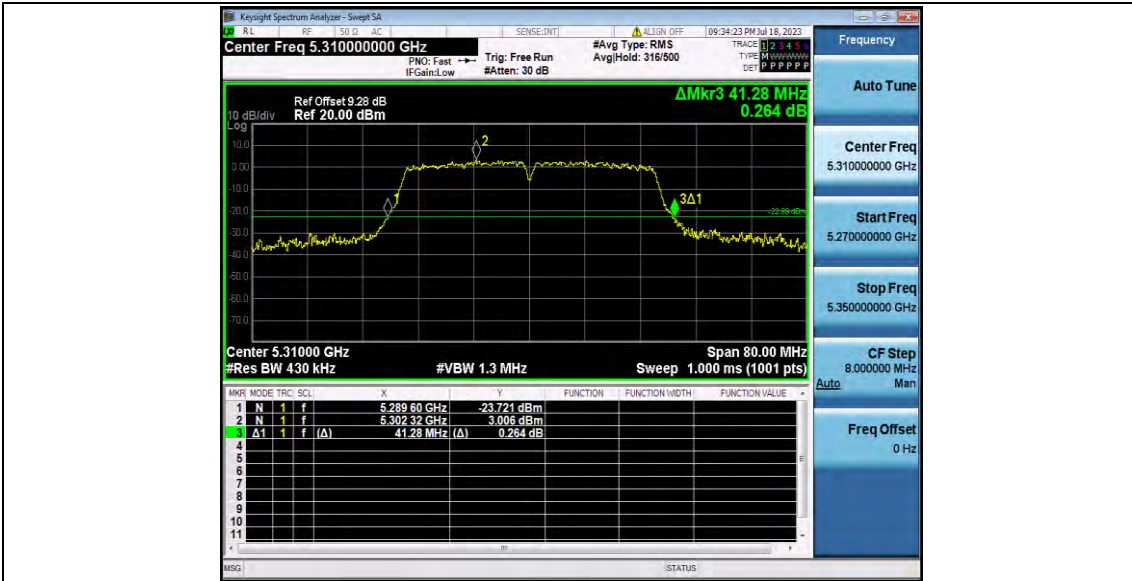
11AC20SISO_Ant1_5280



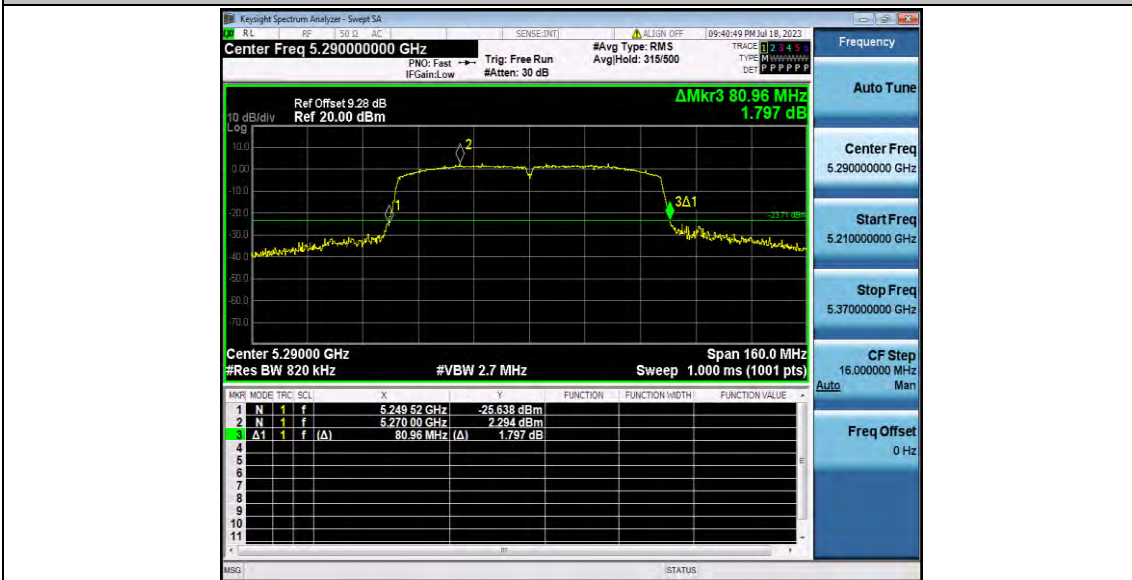
11AC20SISO_Ant1_5320



11AC40SISO_Ant1_5270



11AC40SISO_Ant1_5310



11AC80SISO_Ant1_5290

Appendix E.2: Occupied channel bandwidth

Test Result

Test Mode	Antenna	Frequency[MHz]	OCB [MHz]	FL[MHz]	FH[MHz]	Limit[MHz]	Verdict
11A	Ant1	5260	16.881	5251.571	5268.452	---	---
		5280	16.721	5271.653	5288.374	---	---
		5320	16.568	5311.734	5328.302	---	---
11N20SISO	Ant1	5260	17.745	5251.189	5268.934	---	---
		5280	17.722	5271.199	5288.921	---	---
		5320	17.643	5311.219	5328.862	---	---
11N40SISO	Ant1	5270	36.516	5251.869	5288.385	---	---
		5310	36.399	5291.886	5328.285	---	---
11AC20SISO	Ant1	5260	17.740	5251.198	5268.938	---	---
		5280	17.739	5271.189	5288.928	---	---
		5320	17.647	5311.219	5328.866	---	---
11AC40SISO	Ant1	5270	36.516	5251.883	5288.399	---	---
		5310	36.358	5291.933	5328.291	---	---
11AC80SISO	Ant1	5290	74.637	5252.782	5327.419	---	---

Test Graphs



11A_Ant1_5260



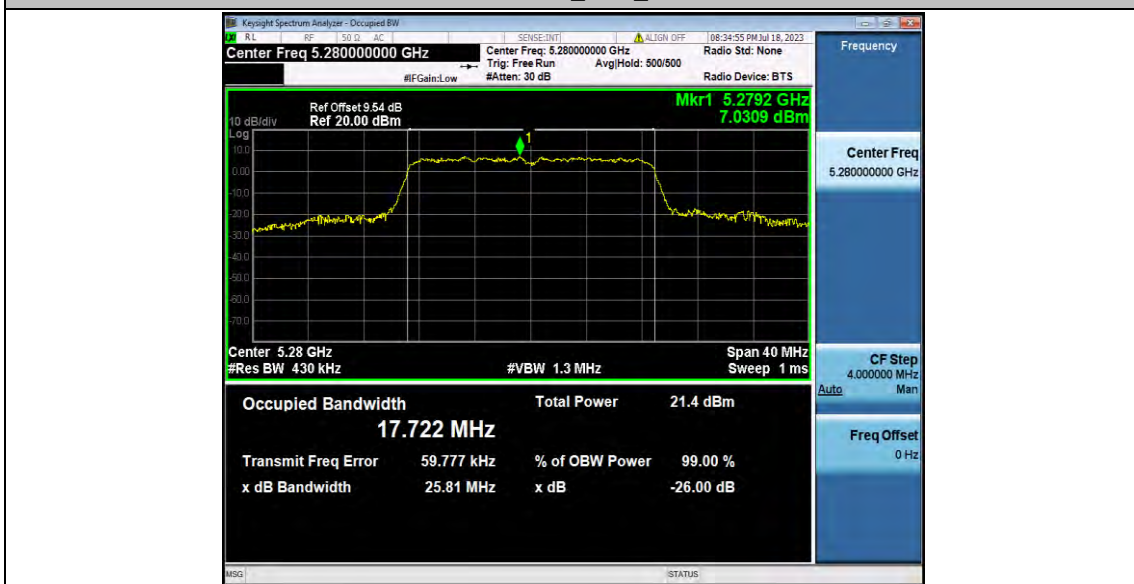
11A_Ant1_5280



11A_Ant1_5320



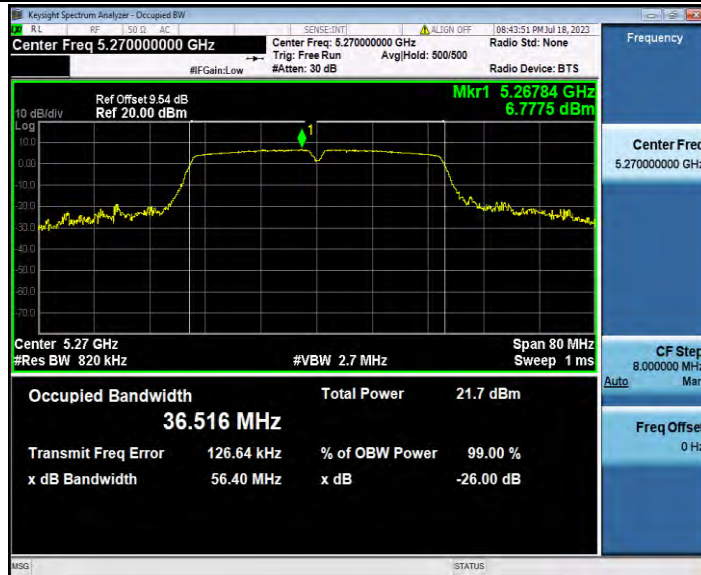
11N20SISO_Ant1_5260



11N20SISO_Ant1_5280



11N20SISO_Ant1_5320



11N40SISO_Ant1_5270



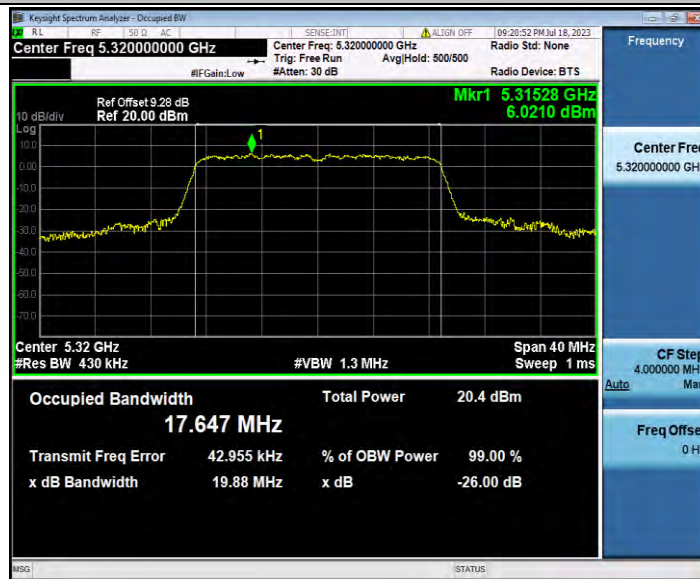
11N40SISO_Ant1_5310



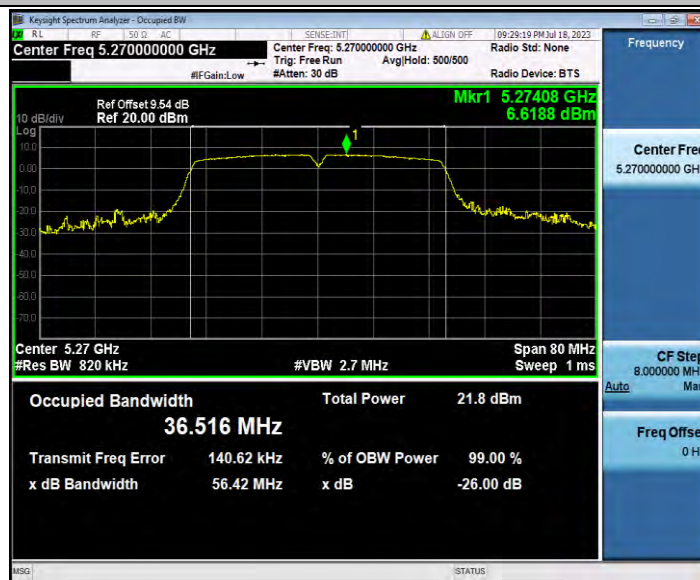
11AC20SISO_Ant1_5260



11AC20SISO_Ant1_5280



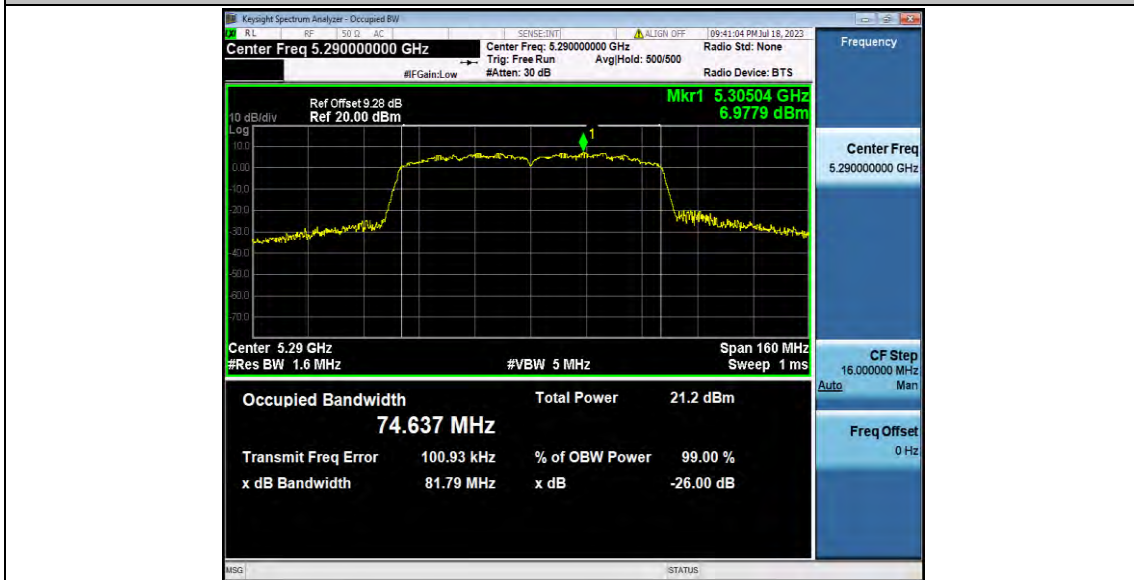
11AC20SISO_Ant1_5320



11AC40SISO_Ant1_5270



11AC40SISO_Ant1_5310



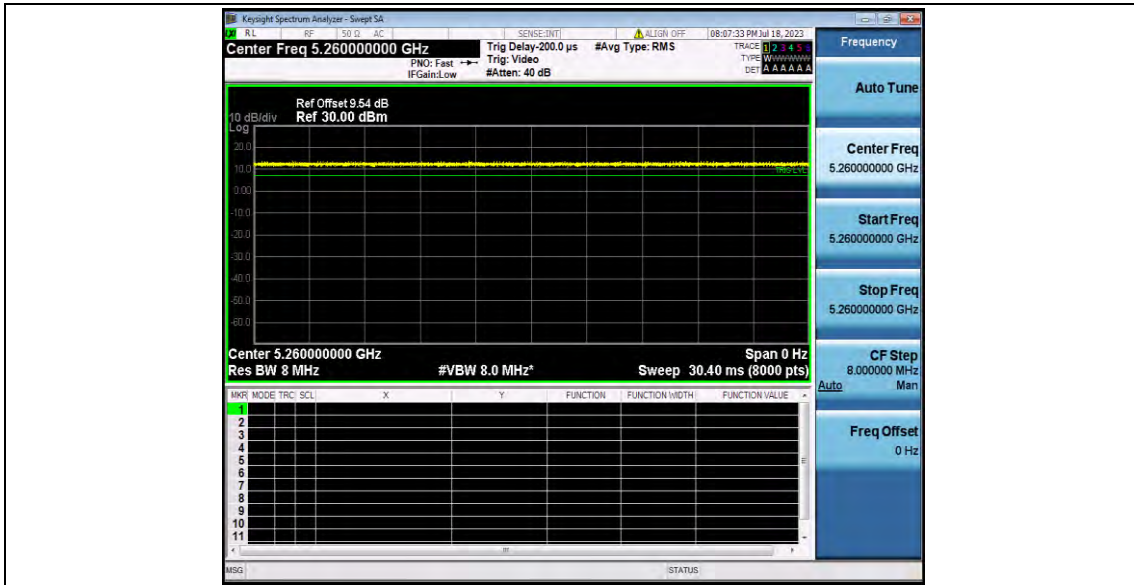
11AC80SISO_Ant1_5290

Appendix E.3: Duty Cycle

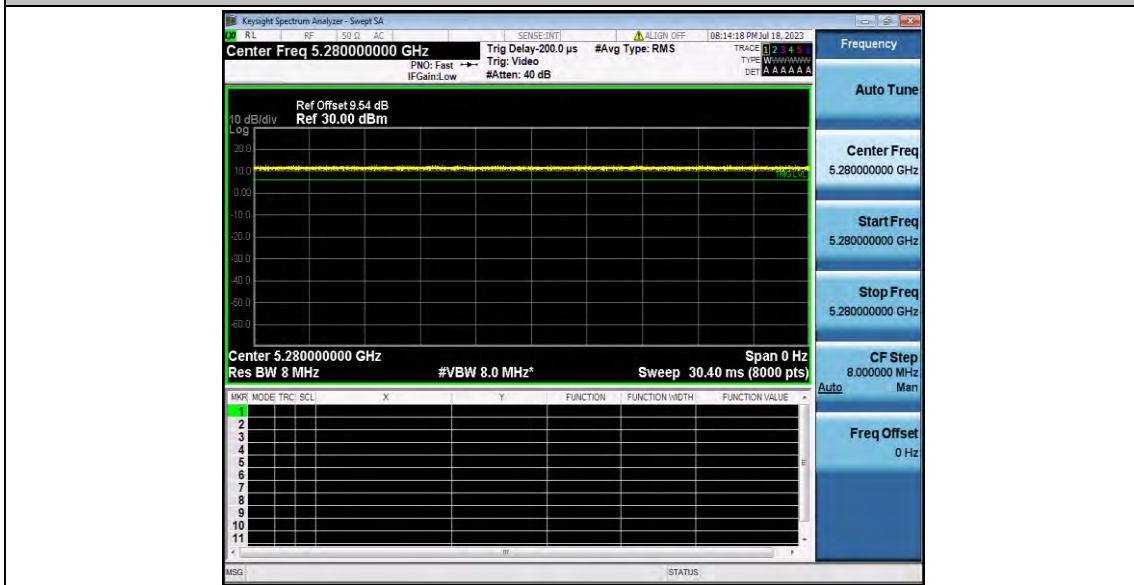
Test Result

Test Mode	Antenna	Frequency[MHz]	Transmission Duration [ms]	Transmission Period [ms]	Duty Cycle [%]
11A	Ant1	5260	30.00	30.00	100.00
		5280	30.00	30.00	100.00
		5320	30.00	30.00	100.00
11N20SISO	Ant1	5260	30.00	30.00	100.00
		5280	30.00	30.00	100.00
		5320	30.00	30.00	100.00
11N40SISO	Ant1	5270	30.00	30.00	100.00
		5310	30.00	30.00	100.00
11AC20SISO	Ant1	5260	30.00	30.00	100.00
		5280	30.00	30.00	100.00
		5320	30.00	30.00	100.00
11AC40SISO	Ant1	5270	30.00	30.00	100.00
		5310	30.00	30.00	100.00
11AC80SISO	Ant1	5290	30.00	30.00	100.00

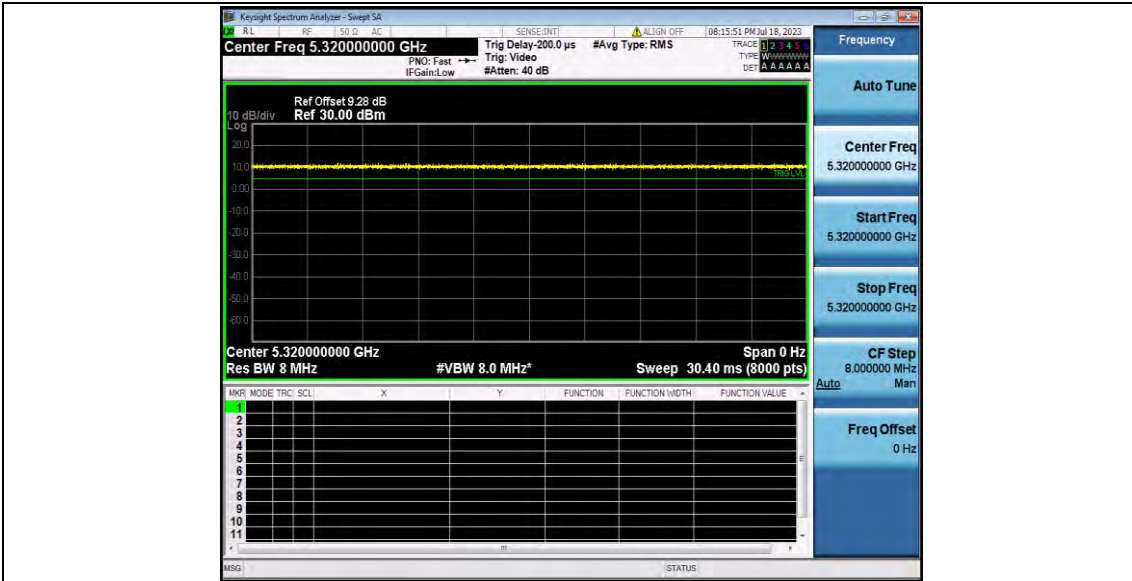
Test Graphs



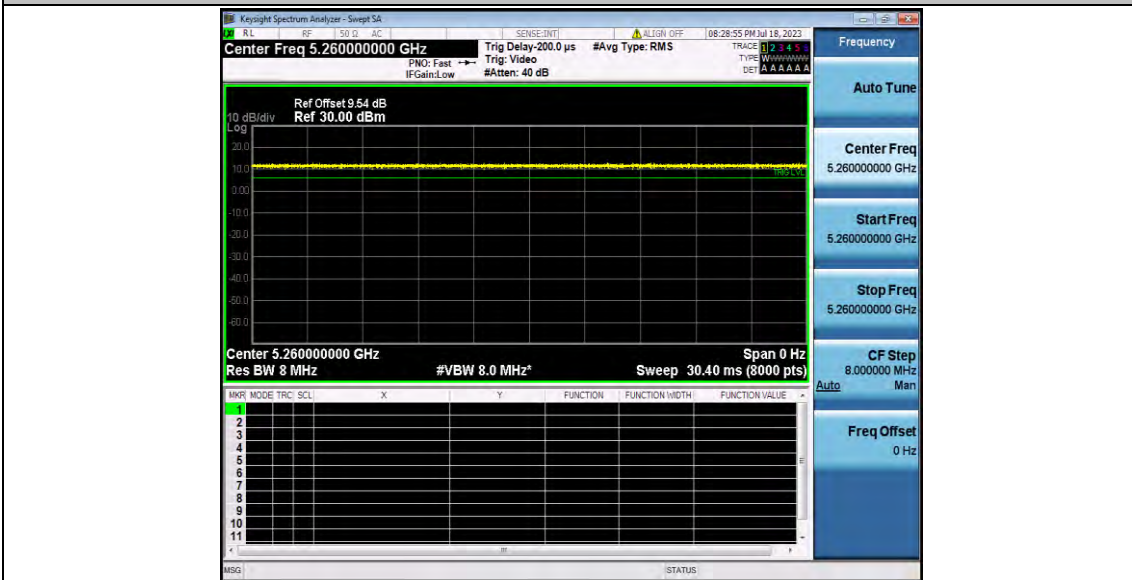
11A_Ant1_5260



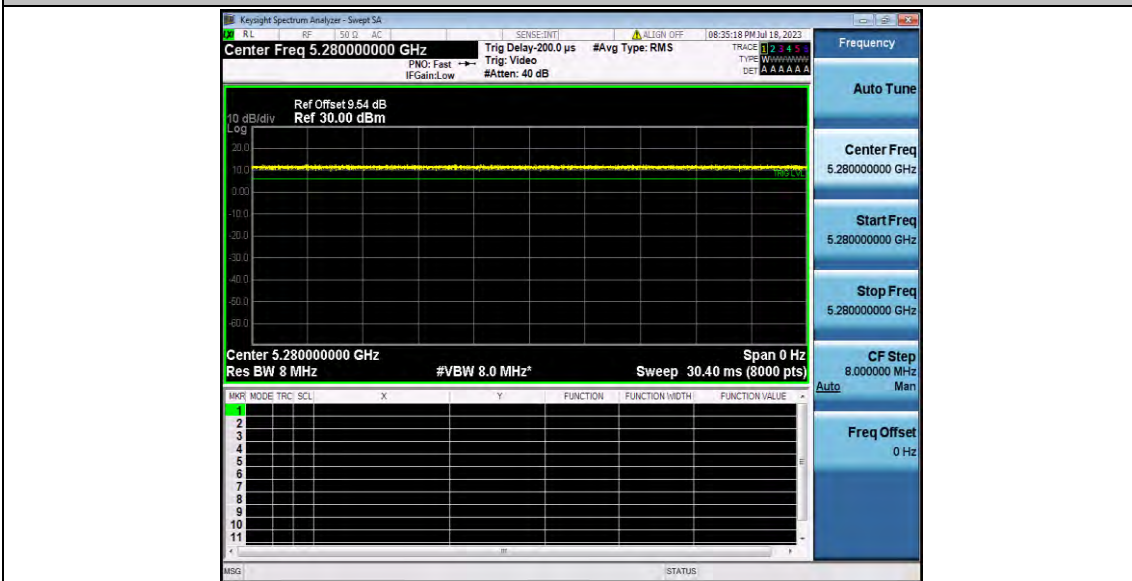
11A_Ant1_5280



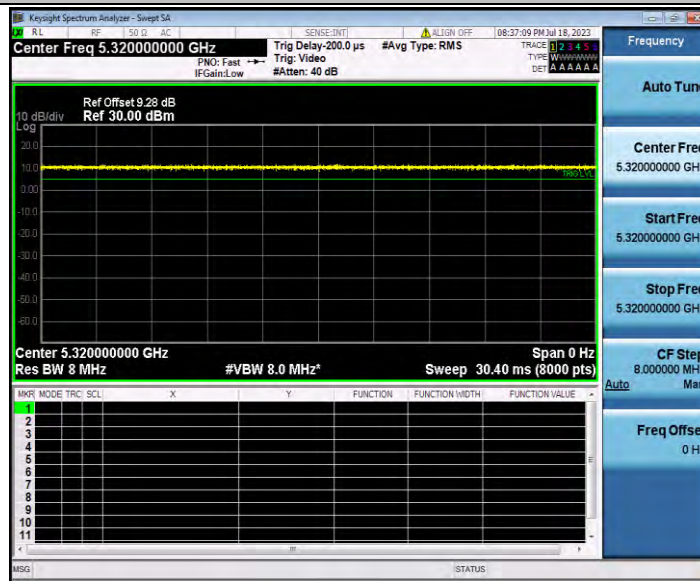
11A_Ant1_5320



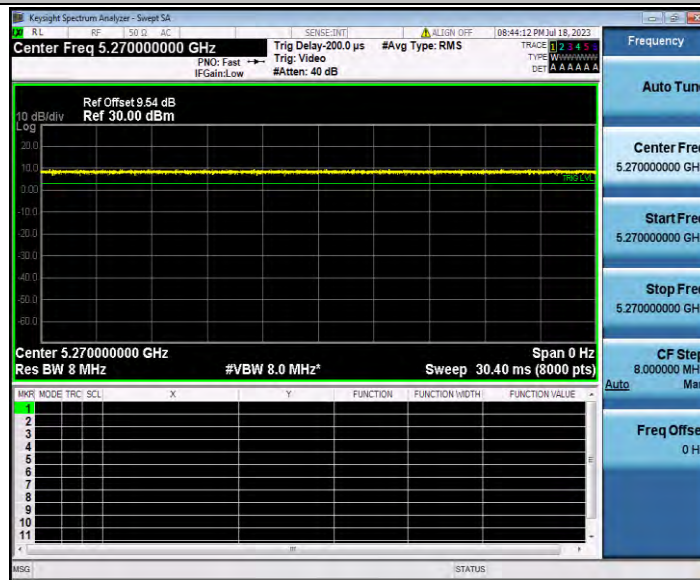
11N20SISO_Ant1_5260



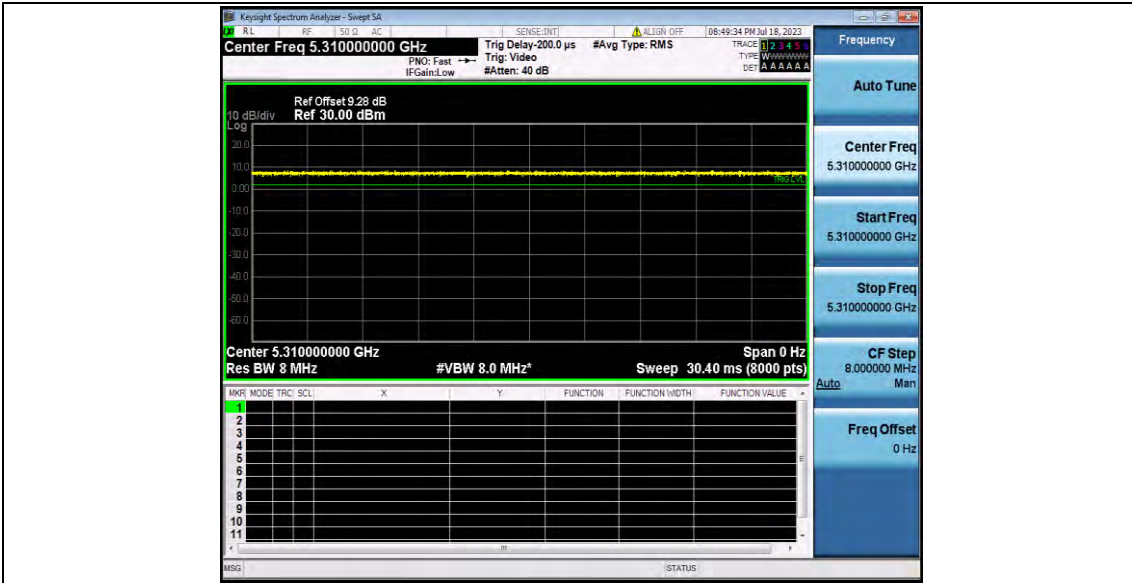
11N20SISO_Ant1_5280



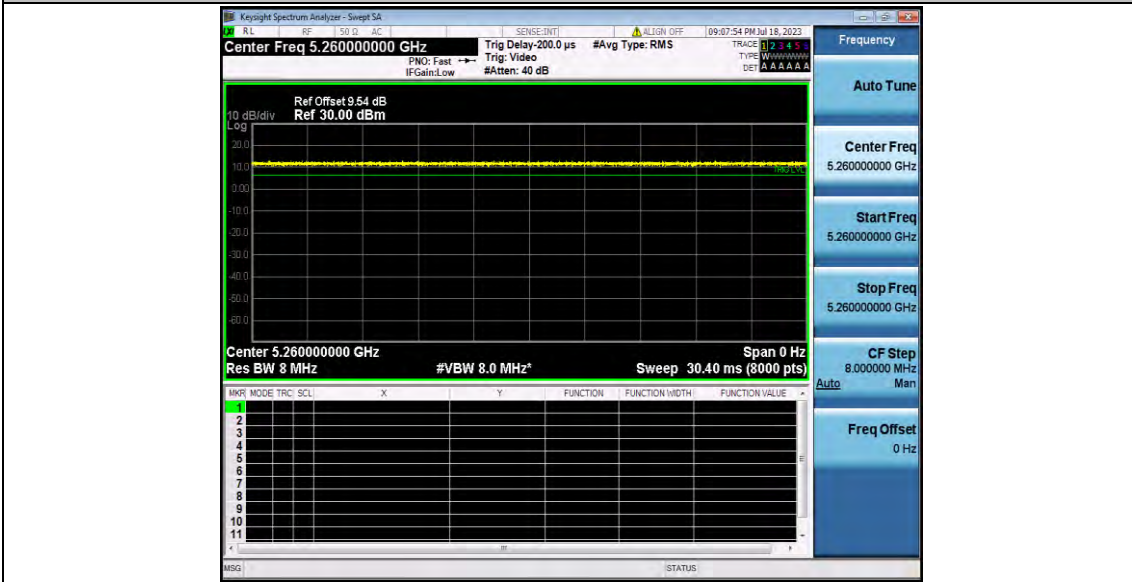
11N20SISO_Ant1_5320



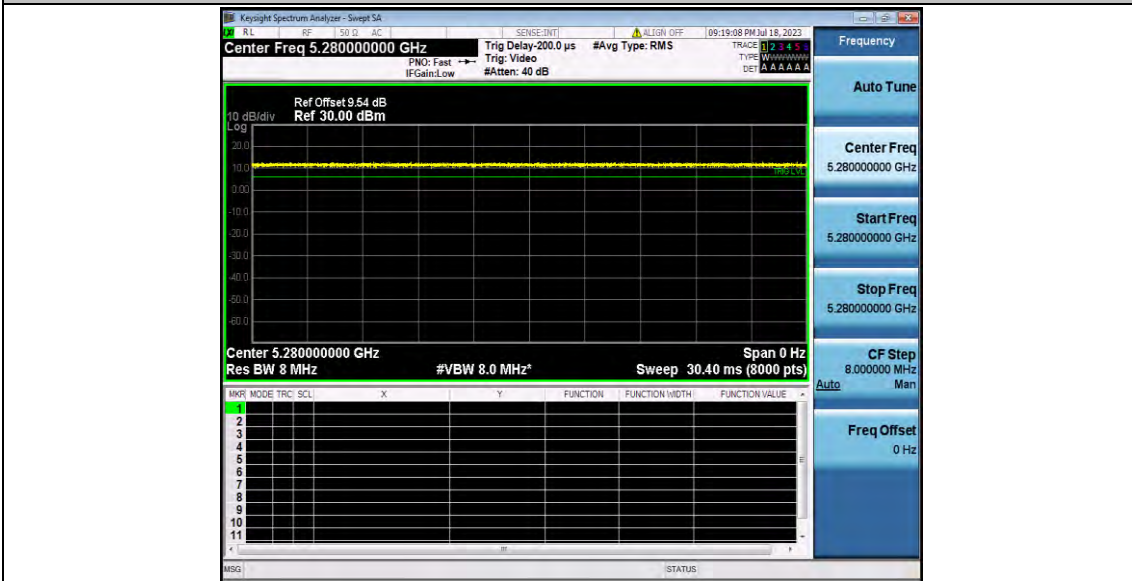
11N40SISO_Ant1_5270



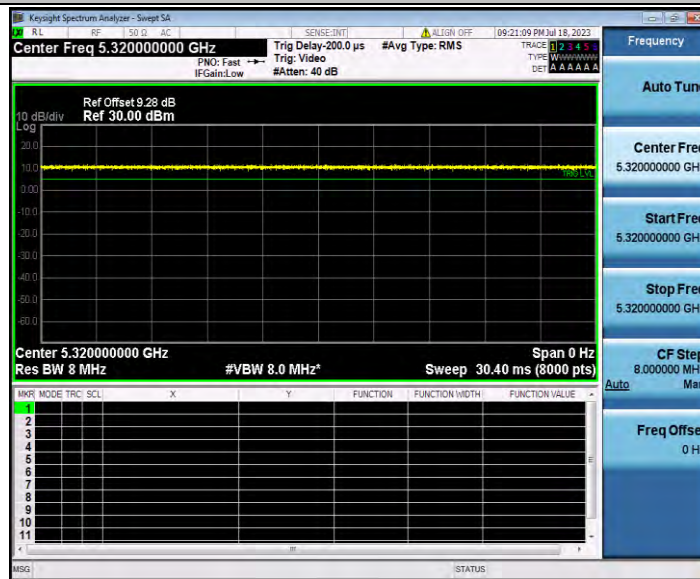
11N40SISO_Ant1_5310



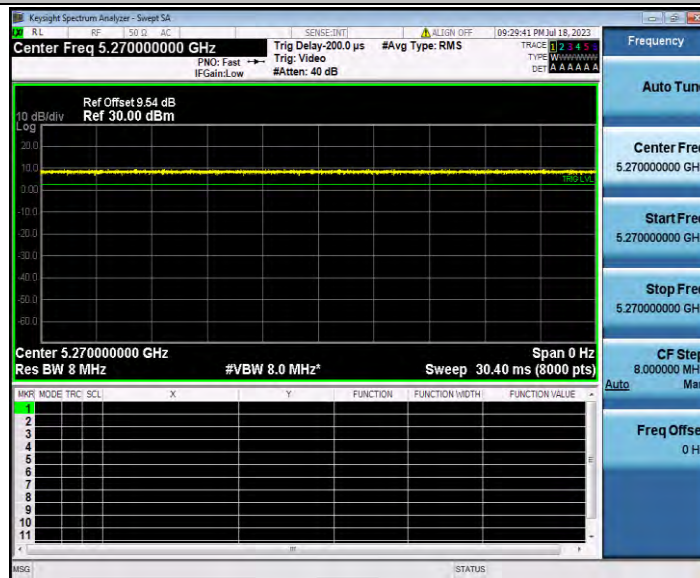
11AC20SISO_Ant1_5260



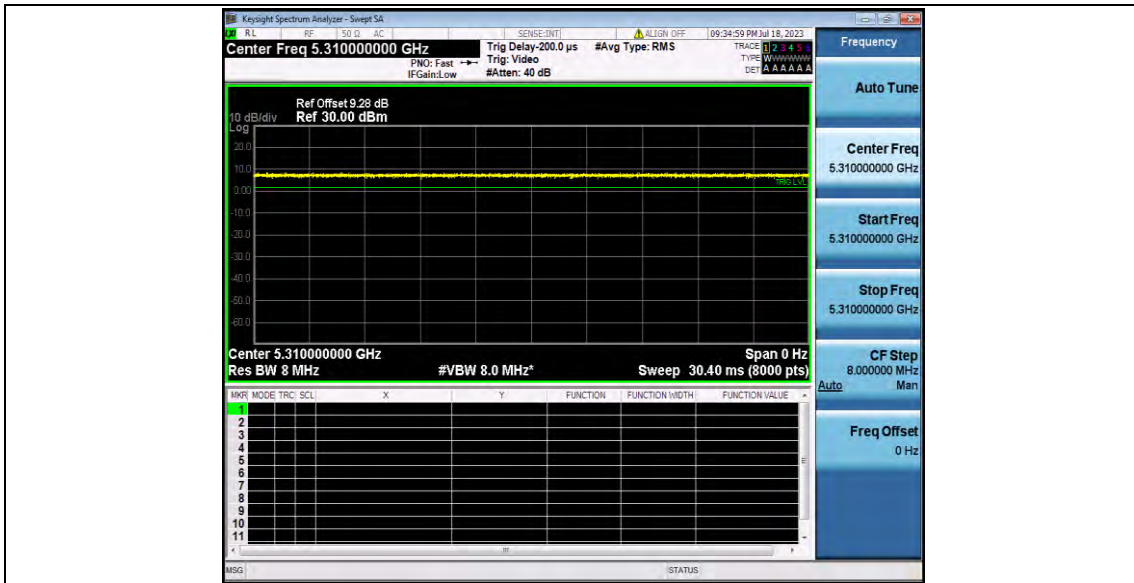
11AC20SISO_Ant1_5280



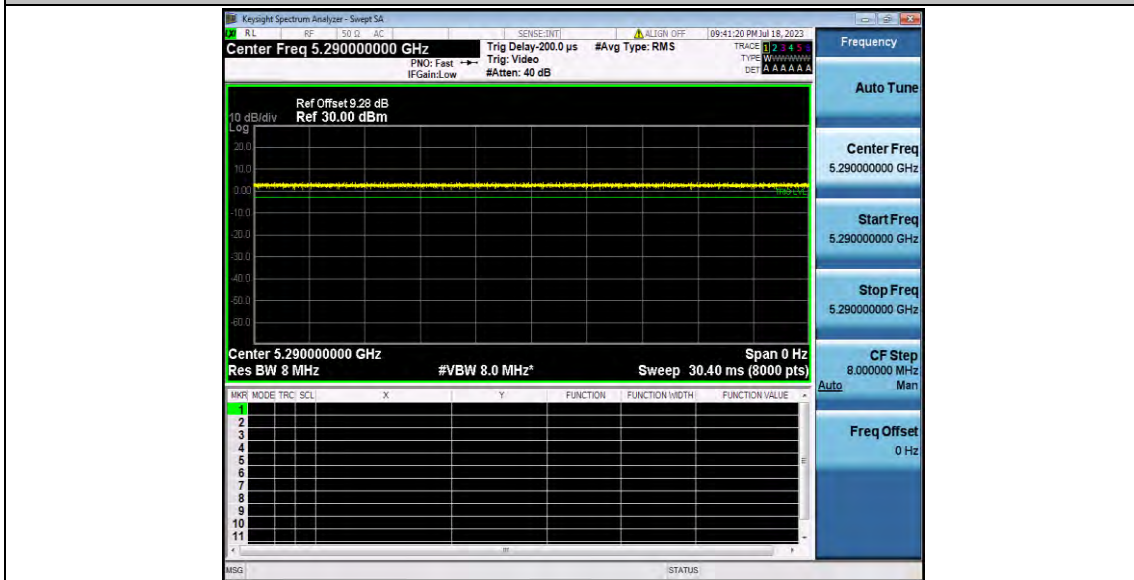
11AC20SISO_Ant1_5320



11AC40SISO_Ant1_5270



11AC40SISO_Ant1_5310



11AC80SISO_Ant1_5290

Appendix E.4: Maximum conducted output power

Test Result Channel Power

Test Mode	Antenna	Frequency[MHz]	Channel Power [dBm]	Duty Cycle [%]	DC Factor [dBm]	Result [dBm]	Limit [dBm]	Verdict
11A	Ant1	5260	15.36	100.00	0.00	15.36	≤23.98	PASS
		5280	14.51	100.00	0.00	14.51	≤23.98	PASS
		5320	13.34	100.00	0.00	13.34	≤23.70	PASS
11N20SISO	Ant1	5260	14.94	100.00	0.00	14.94	≤23.98	PASS
		5280	14.76	100.00	0.00	14.76	≤23.98	PASS
		5320	13.77	100.00	0.00	13.77	≤23.93	PASS
11N40SISO	Ant1	5270	14.49	100.00	0.00	14.49	≤23.98	PASS
		5310	13.42	100.00	0.00	13.42	≤23.98	PASS
11AC20SISO	Ant1	5260	15.04	100.00	0.00	15.04	≤23.98	PASS
		5280	14.93	100.00	0.00	14.93	≤23.98	PASS
		5320	13.85	100.00	0.00	13.85	≤23.91	PASS
11AC40SISO	Ant1	5270	14.52	100.00	0.00	14.52	≤23.98	PASS
		5310	13.40	100.00	0.00	13.40	≤23.98	PASS
11AC80SISO	Ant1	5290	12.39	100.00	0.00	12.39	≤23.98	PASS

Note: The Duty Cycle Factor is compensated in the graph.

Appendix E.5: Maximum power spectral density

Test Result

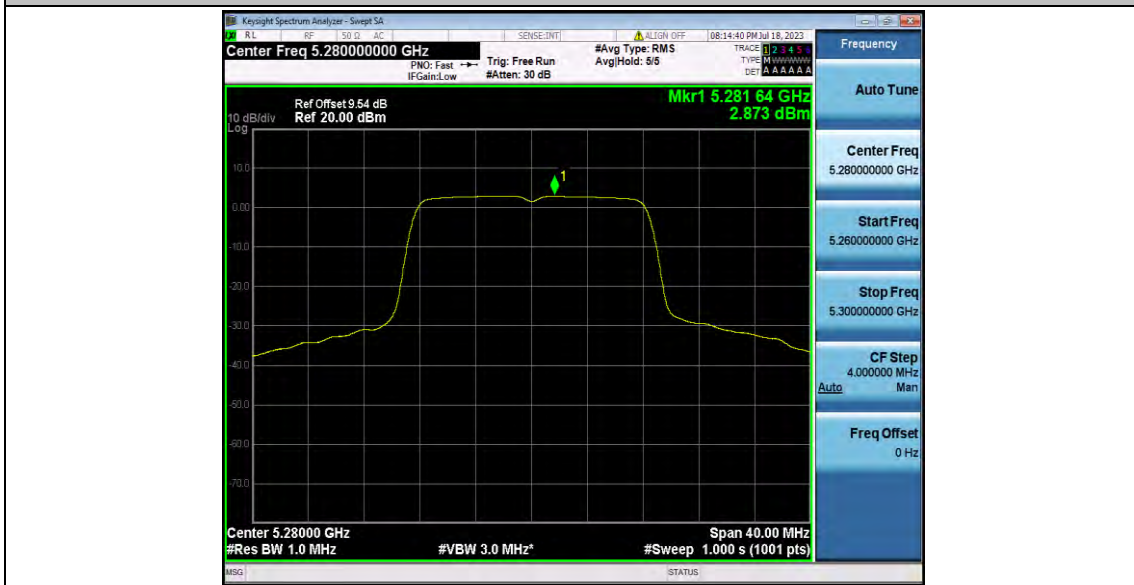
Test Mode	Antenna	Frequency[MHz]	Result [dBm/MHz]	Limit[dBm/MHz]	Verdict
11A	Ant1	5260	3.66	≤11.00	PASS
		5280	2.87	≤11.00	PASS
		5320	1.71	≤11.00	PASS
11N20SISO	Ant1	5260	3	≤11.00	PASS
		5280	2.81	≤11.00	PASS
		5320	1.83	≤11.00	PASS
11N40SISO	Ant1	5270	0.1	≤11.00	PASS
		5310	-0.97	≤11.00	PASS
11AC20SISO	Ant1	5260	3.12	≤11.00	PASS
		5280	2.99	≤11.00	PASS
		5320	1.93	≤11.00	PASS
11AC40SISO	Ant1	5270	0.13	≤11.00	PASS
		5310	-0.99	≤11.00	PASS
11AC80SISO	Ant1	5290	-5.14	≤11.00	PASS

Note: 1.The Result and Limit Unit is dBm/500 kHz in the band 5.725–5.85 GHz.
2.The Duty Cycle Factor and RBW Factor is compensated in the graph.

Test Graphs



11A_Ant1_5260



11A_Ant1_5280



11A_Ant1_5320



11N20SISO_Ant1_5260



11N20SISO_Ant1_5280



11N20SISO_Ant1_5320



11N40SISO_Ant1_5270



11N40SISO_Ant1_5310



11AC20SISO_Ant1_5260



11AC20SISO_Ant1_5280



11AC20SISO_Ant1_5320



11AC40SISO_Ant1_5270



11AC40SISO_Ant1_5310



11AC80SISO_Ant1_5290

Appendix E.6: Band edge measurements

Test Result B2

Test Mode	Antenna	ChName	Frequency[MHz]	Result[dBm]	Limit[dBm]	Verdict
11A	Ant1	Low	5260	-38.03	≤ -27	PASS
		High	5320	-37.72	≤ -27	PASS
11N20SISO	Ant1	Low	5260	-38.06	≤ -27	PASS
		High	5320	-34.17	≤ -27	PASS
11N40SISO	Ant1	Low	5270	-37.69	≤ -27	PASS
		High	5310	-30.07	≤ -27	PASS
11AC20SISO	Ant1	Low	5260	-37.42	≤ -27	PASS
		High	5320	-35.05	≤ -27	PASS
11AC40SISO	Ant1	Low	5270	-37.36	≤ -27	PASS
		High	5310	-30.25	≤ -27	PASS
11AC80SISO	Ant1	Low	5290	-38.19	≤ -27	PASS
		High	5290	-29.46	≤ -27	PASS

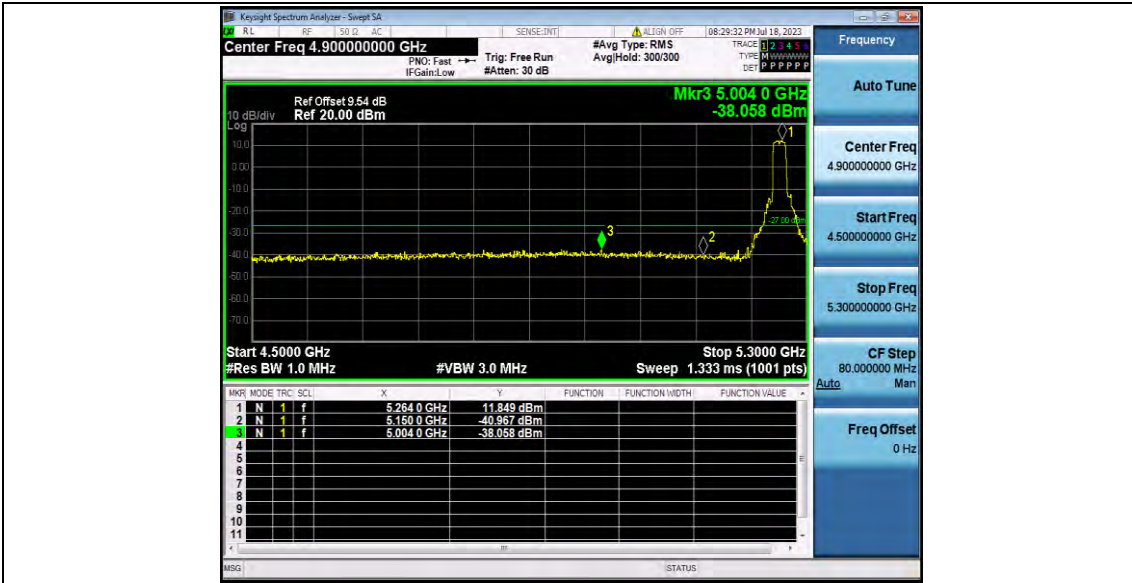
Test Graphs B2



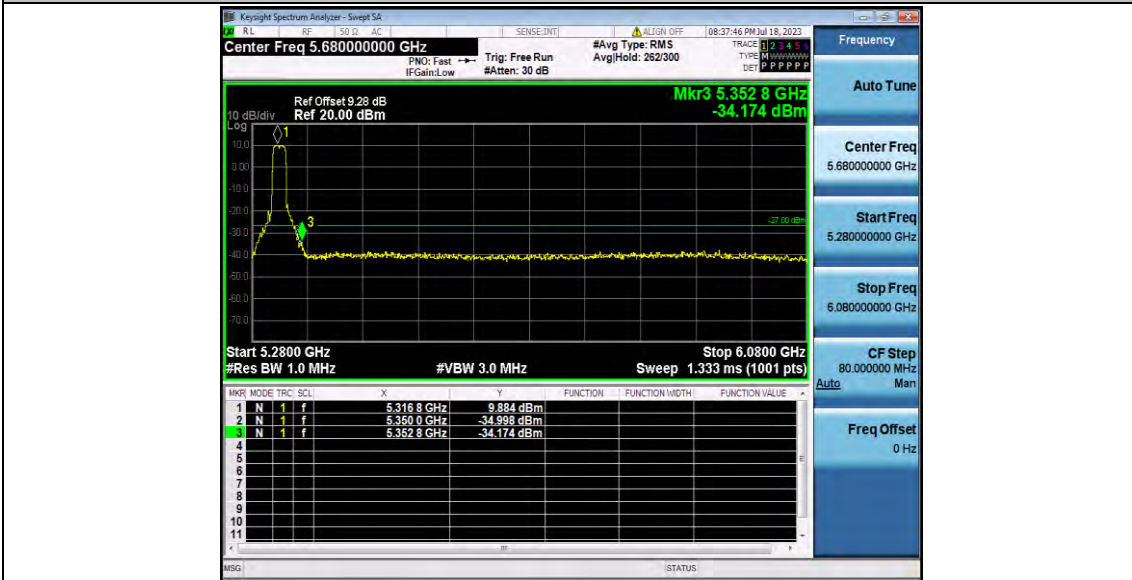
11A_Ant1_Low_5260



11A_Ant1_High_5320



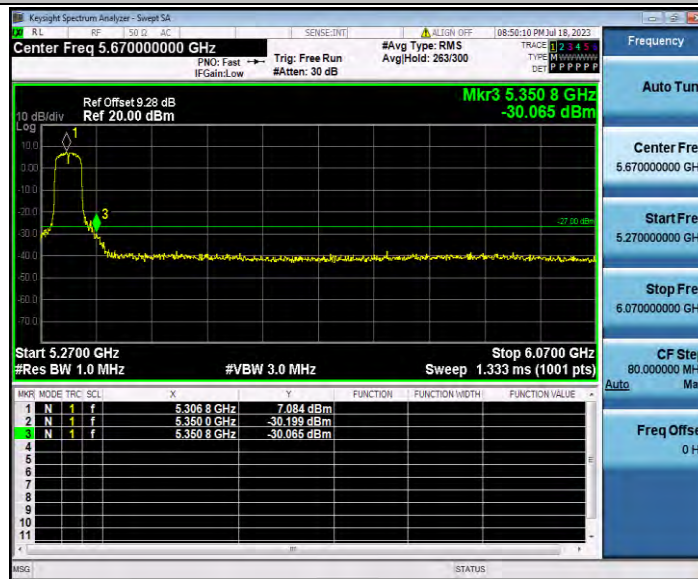
11N20SISO_Ant1_Low_5260



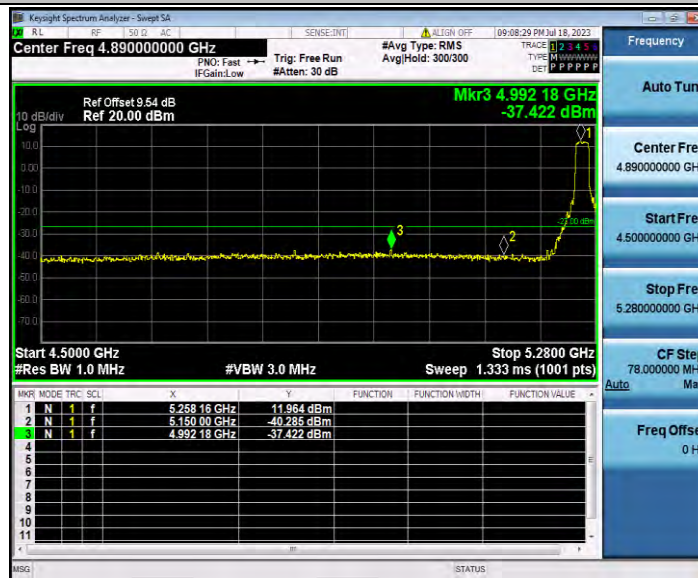
11N20SISO_Ant1_High_5320



11N40SISO_Ant1_Low_5270



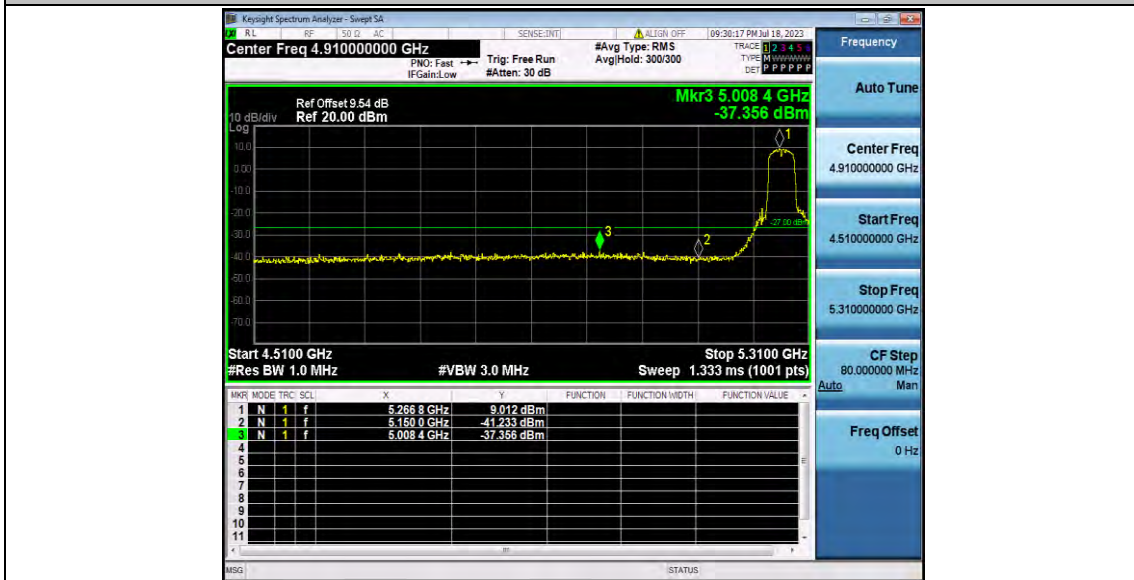
11N40SISO_Ant1_High_5310



11AC20SISO_Ant1_Low_5260



11AC20SISO_Ant1_High_5320



11AC40SISO_Ant1_Low_5270



11AC40SISO_Ant1_High_5310



11AC80SISO_Ant1_Low_5290



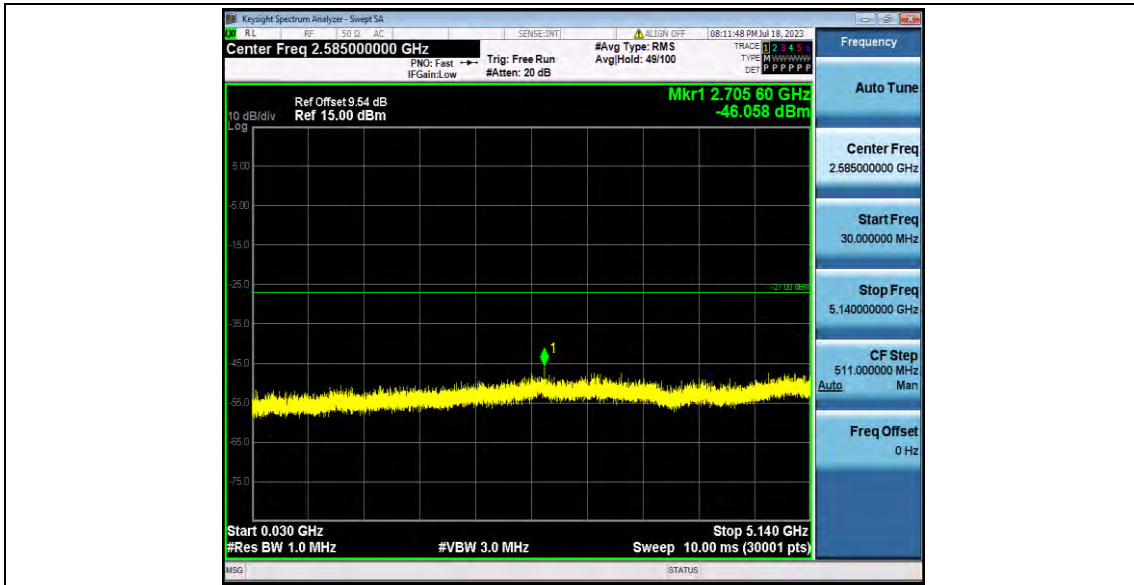
11AC80SISO_Ant1_High_5290

Appendix E.7: Conducted Spurious Emission

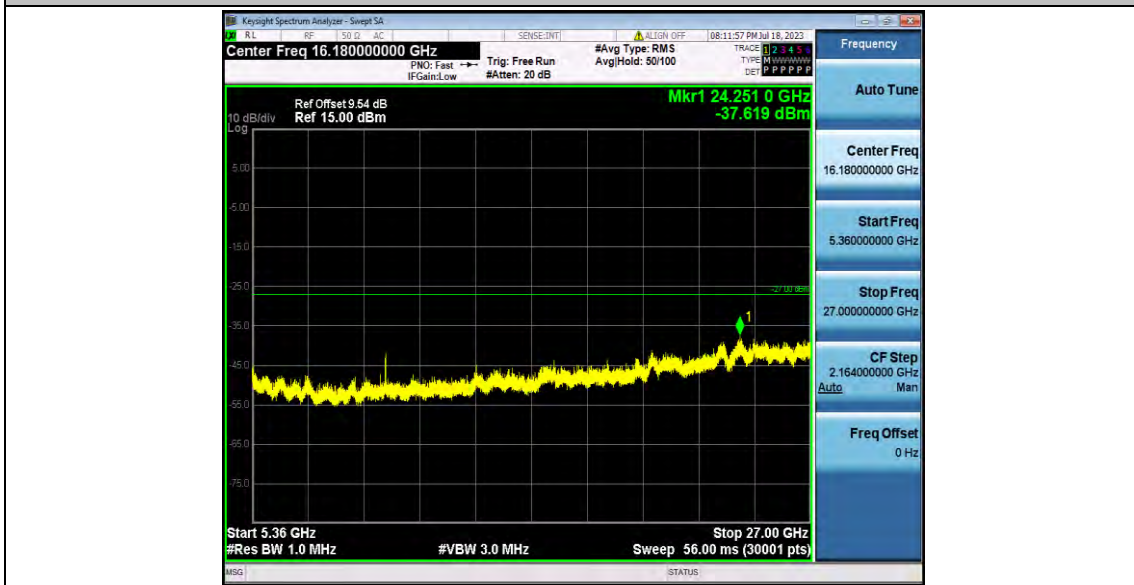
Test Result

Test Mode	Antenna	Frequency[MHz]	FreqRange [MHz]	Max. Fre [MHz]	Max. Level [dBm]	Limit [dBm]	Verdict
11A	Ant1	5260	30~5140	2705.6	-46.06	≤-27	PASS
			5360~40000	24251	-37.62	≤-27	PASS
		5280	30~5140	4927.76	-47.27	≤-27	PASS
			5360~40000	24860.53	-38.16	≤-27	PASS
		5320	30~5140	2673.06	-46.51	≤-27	PASS
			5360~40000	26927.87	-37.83	≤-27	PASS
11N20SISO	Ant1	5260	30~5140	3279.28	-46.38	≤-27	PASS
			5360~40000	24290.67	-37.83	≤-27	PASS
		5280	30~5140	4973.75	-46.84	≤-27	PASS
			5360~40000	26064.43	-38.1	≤-27	PASS
		5320	30~5140	2338.87	-46.58	≤-27	PASS
			5360~40000	24279.13	-38.5	≤-27	PASS
11N40SISO	Ant1	5270	30~5140	4912.43	-47.28	≤-27	PASS
			5360~40000	26033.41	-38.36	≤-27	PASS
		5310	30~5140	3297.67	-47.38	≤-27	PASS
			5360~40000	24867.02	-37.68	≤-27	PASS
11AC20SISO	Ant1	5260	30~5140	3154.59	-47.14	≤-27	PASS
			5360~40000	26591	-37.15	≤-27	PASS
		5280	30~5140	5001.69	-47.02	≤-27	PASS
			5360~40000	24248.11	-38.22	≤-27	PASS
		5320	30~5140	3028.72	-47.53	≤-27	PASS
			5360~40000	26644.38	-37.56	≤-27	PASS
11AC40SISO	Ant1	5270	30~5140	3159.19	-46.54	≤-27	PASS
			5360~40000	24208.44	-37.82	≤-27	PASS
		5310	30~5140	4943.09	-47.18	≤-27	PASS
			5360~40000	5361.44	-37.68	≤-27	PASS
11AC80SISO	Ant1	5290	30~5140	2692.99	-47.62	≤-27	PASS
			5360~40000	5362.16	-34.62	≤-27	PASS

Test Graphs



11A_Ant1_5260_30~5140



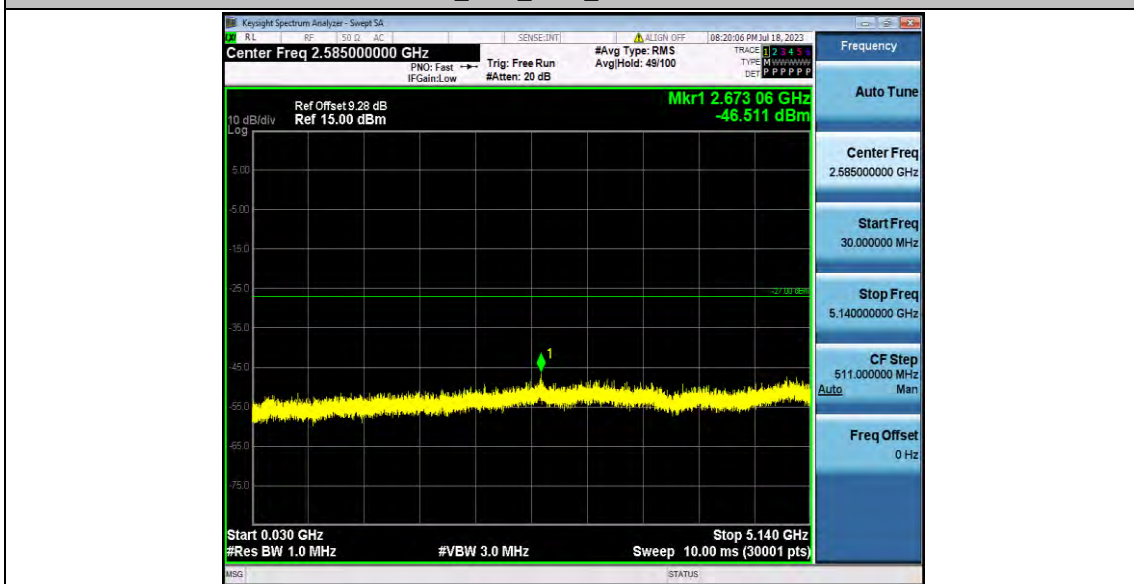
11A_Ant1_5260_5360~40000



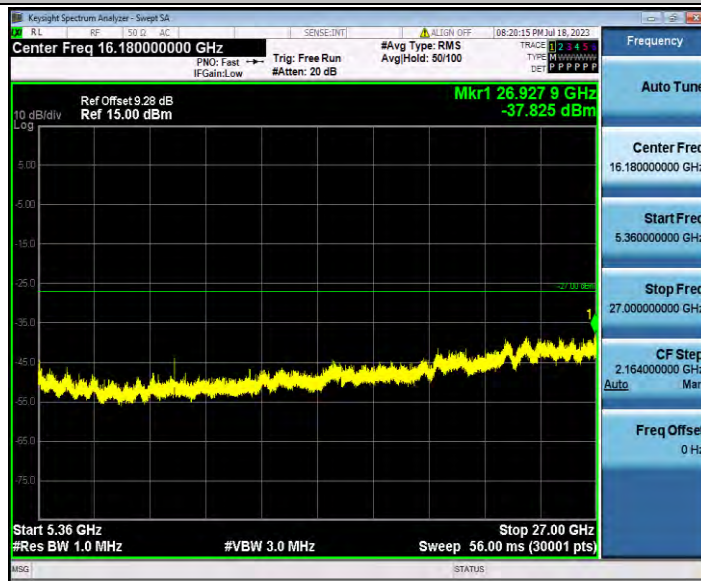
11A_Ant1_5280_30~5140



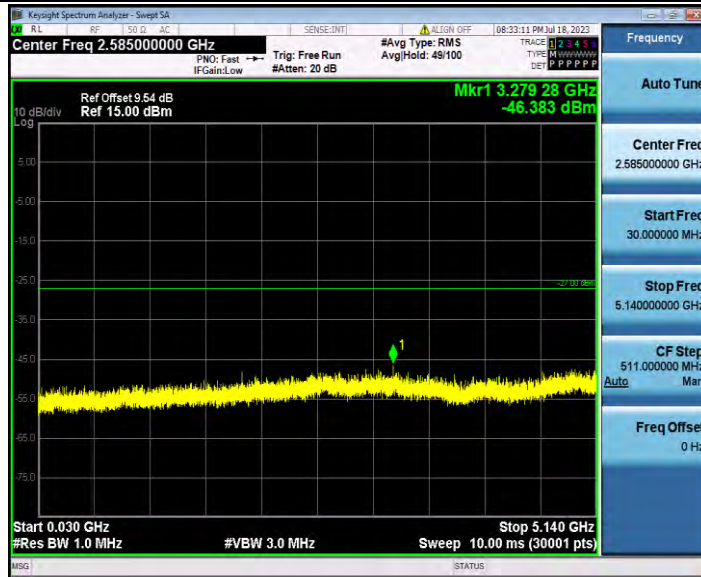
11A_Ant1_5280_5360~40000



11A_Ant1_5320_30~5140



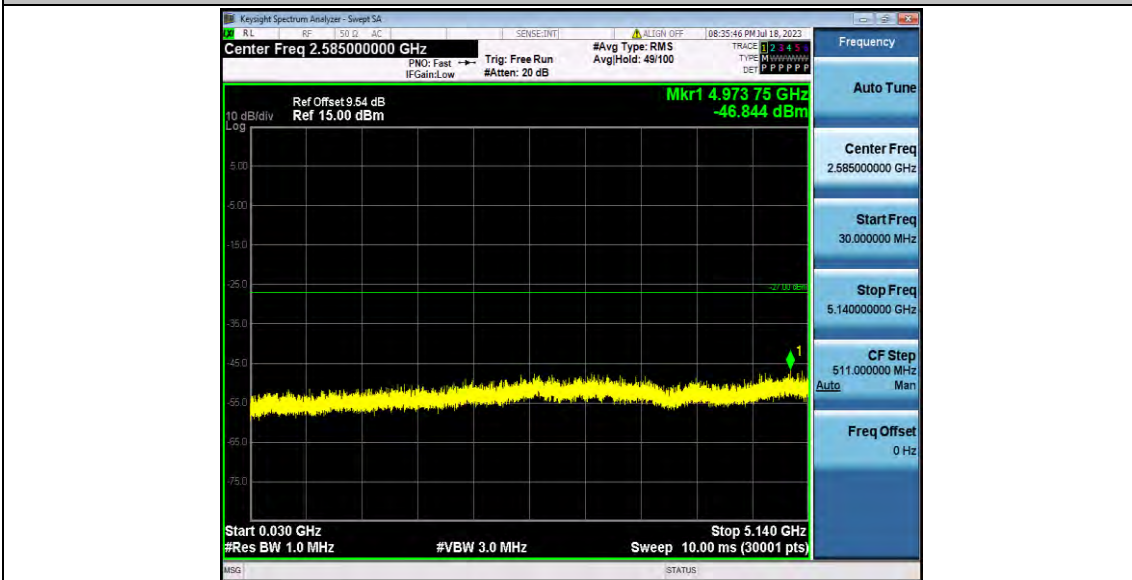
11A_Ant1_5320_5360~40000



11N20SISO_Ant1_5260_30~5140



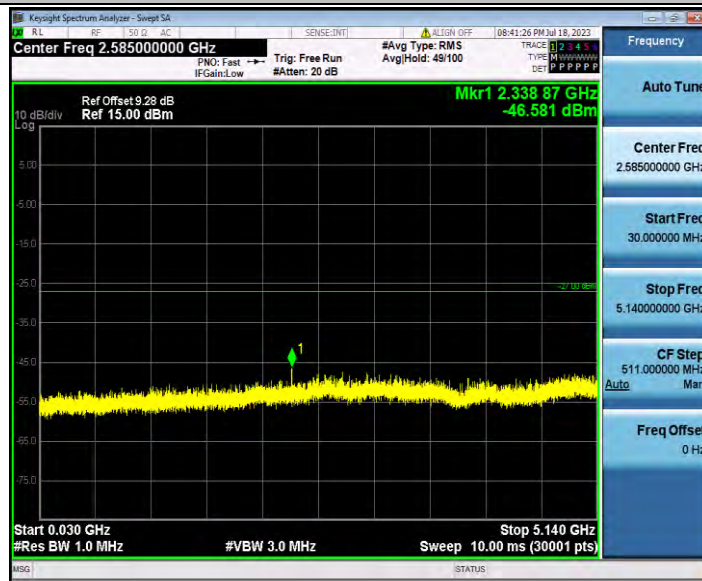
11N20SISO_Ant1_5260_5360~40000



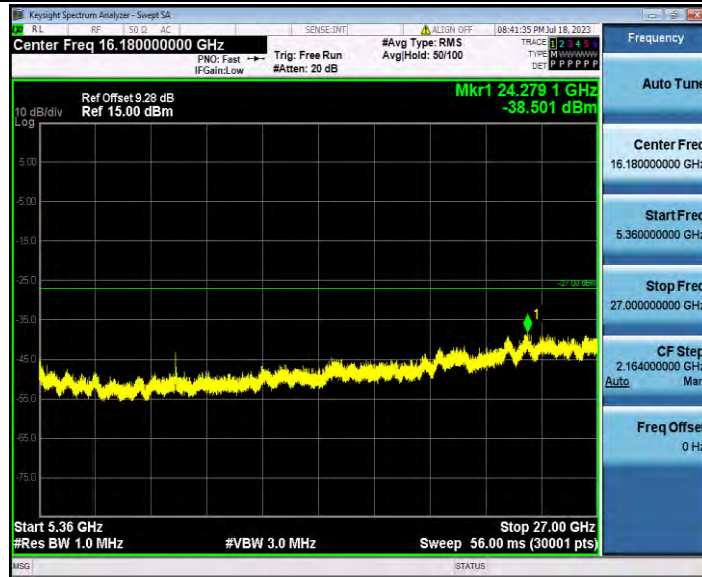
11N20SISO_Ant1_5280_30~5140



11N20SISO_Ant1_5280_5360~40000



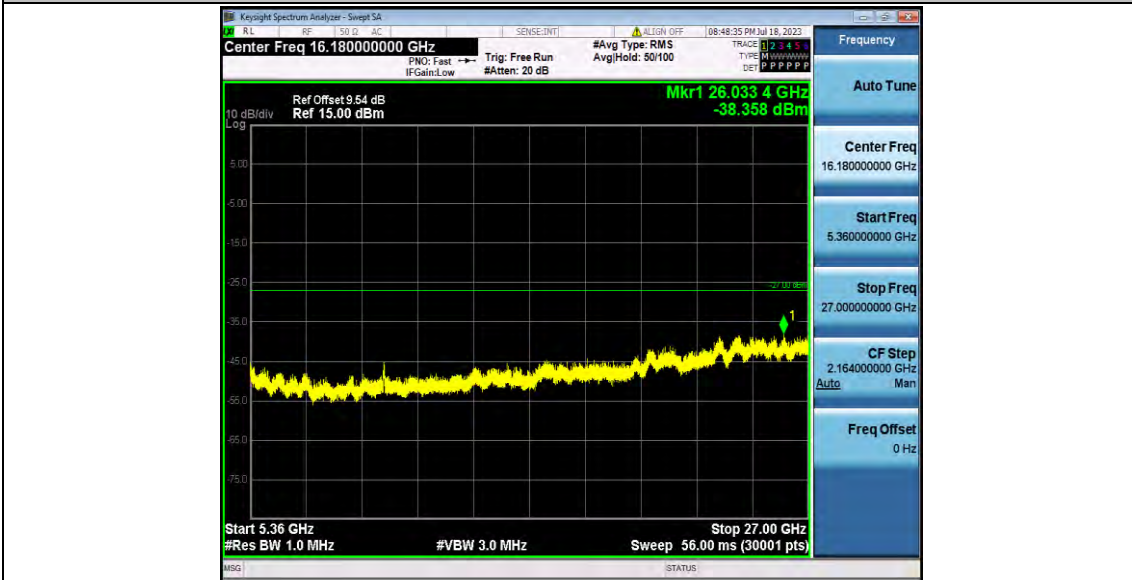
11N20SISO_Ant1_5320_30~5140



11N20SISO_Ant1_5320_5360~40000



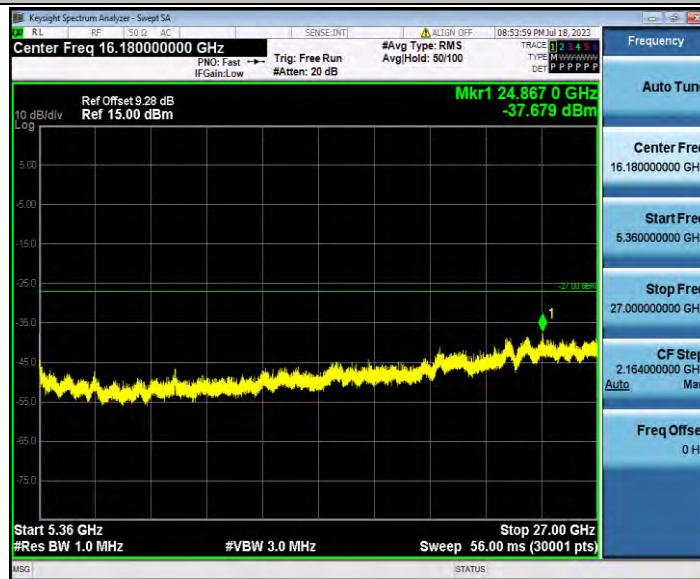
11N40SISO_Ant1_5270_30~5140



11N40SISO_Ant1_5270_5360~40000



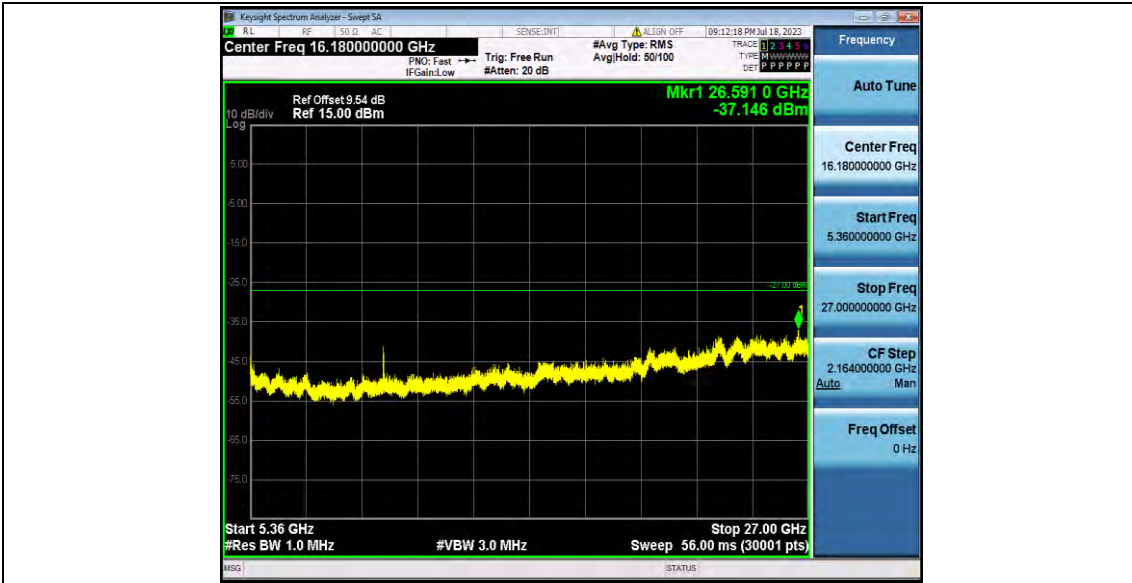
11N40SISO_Ant1_5310_30~5140



11N40SISO_Ant1_5310_5360~40000



11AC20SISO_Ant1_5260_30~5140



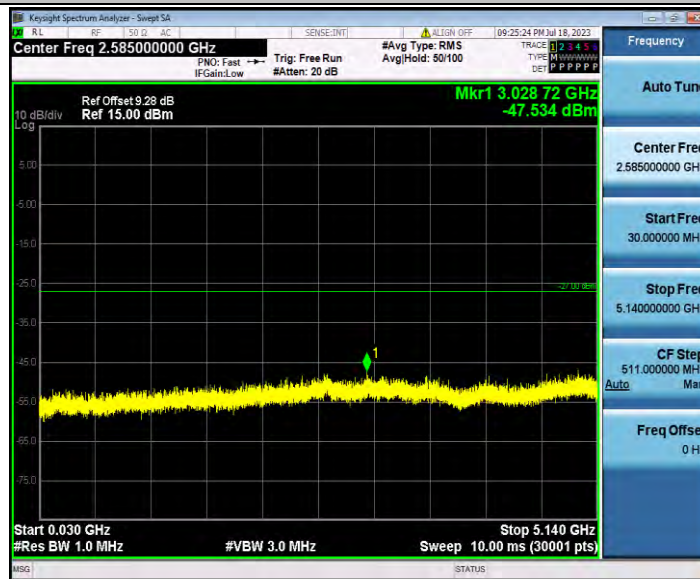
11AC20SISO_Ant1_5260_5360~40000



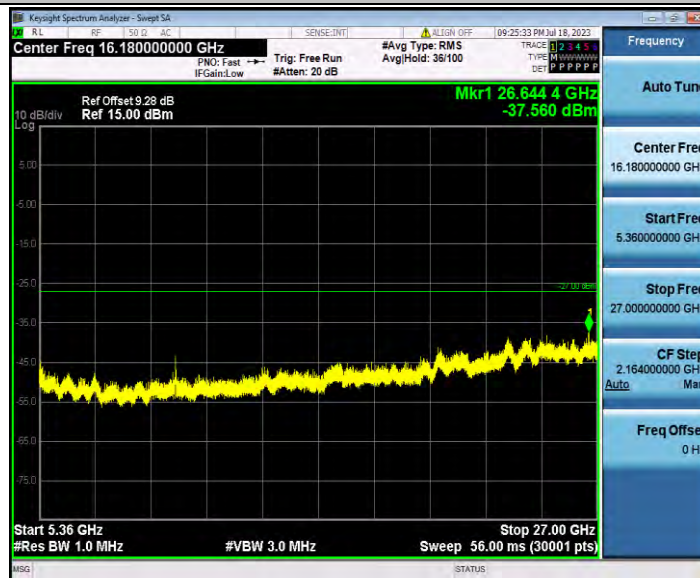
11AC20SISO_Ant1_5280_30~5140



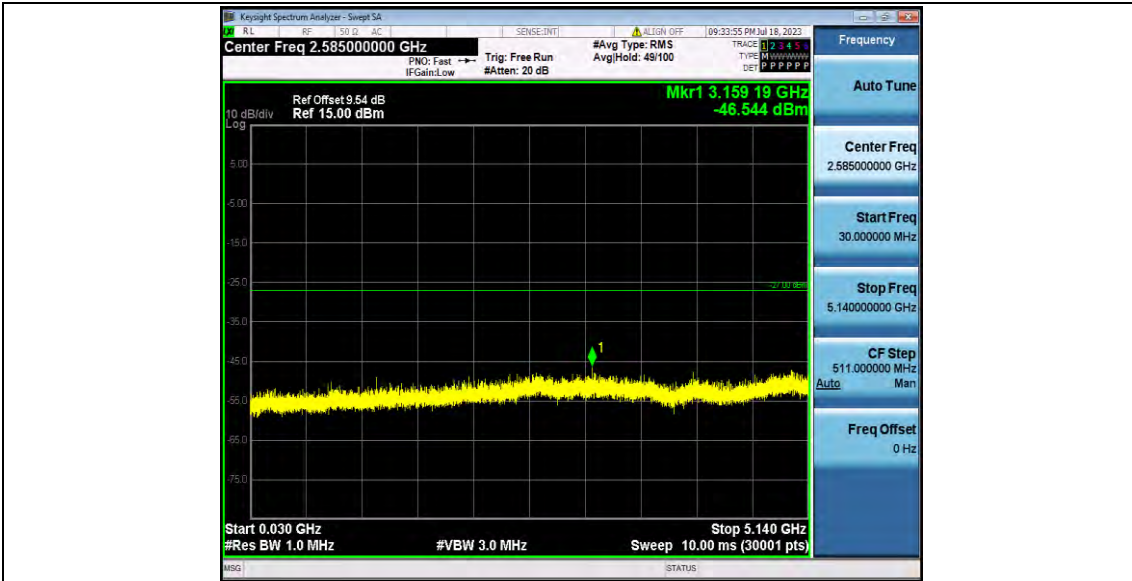
11AC20SISO_Ant1_5280_5360~40000



11AC20SISO_Ant1_5320_30~5140



11AC20SISO_Ant1_5320_5360~40000



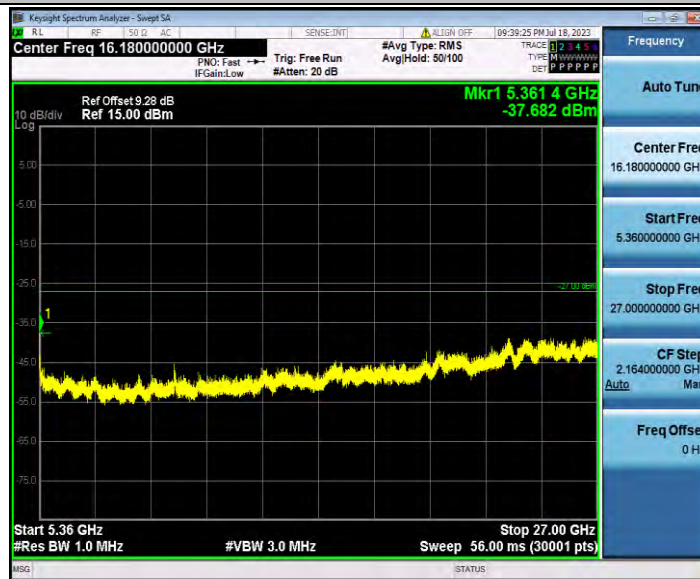
11AC40SISO_Ant1_5270_30~5140



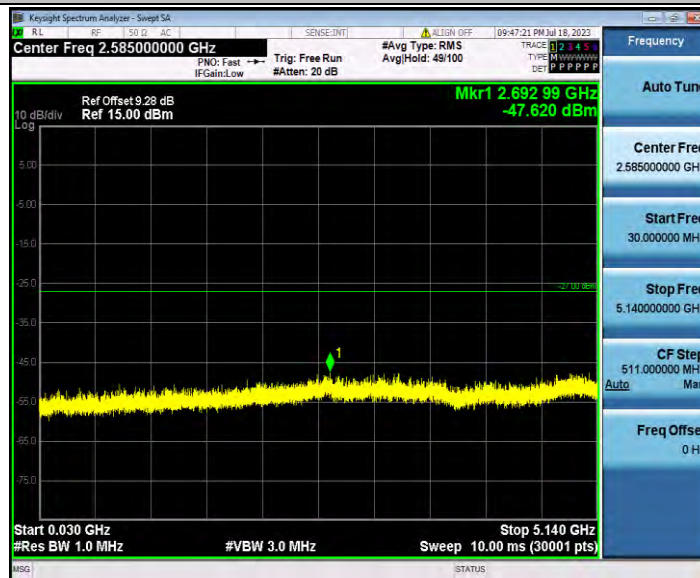
11AC40SISO_Ant1_5270_5360~40000



11AC40SISO_Ant1_5310_30~5140



11AC40SISO_Ant1_5310_5360~40000



11AC80SISO_Ant1_5290_30~5140

