



Appendix B

RF Test Data for BT LE (Conducted Measurement)

Product Name: SMART PROJECTOR

Test Model: L010

Environmental Conditions

| | |
|--------------------|------------------|
| Temperature: | 23.8° C |
| Relative Humidity: | 52.1% |
| ATM Pressure: | 100.0 kPa |
| Test Engineer: | Nick Peng |
| | <i>Nick Peng</i> |
| Supervised by: | Ling Zhu |
| | <i>Ling Zhu</i> |





B.1 -6dB Bandwidth

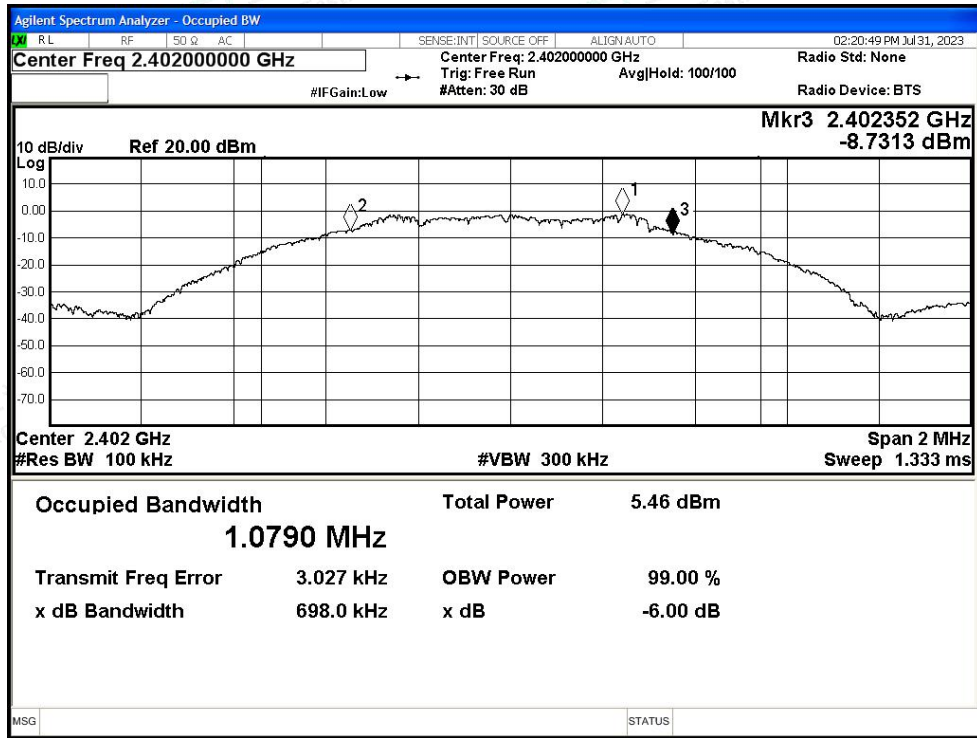
| Condition | Mode | Frequency (MHz) | Antenna | -6 dB Bandwidth (MHz) | Limit -6 dB Bandwidth (MHz) | Verdict |
|-----------|--------|-----------------|---------|-----------------------|-----------------------------|---------|
| NVNT | BLE 1M | 2402 | Ant1 | 0.698 | 0.5 | Pass |
| NVNT | BLE 1M | 2440 | Ant1 | 0.703 | 0.5 | Pass |
| NVNT | BLE 1M | 2480 | Ant1 | 0.699 | 0.5 | Pass |



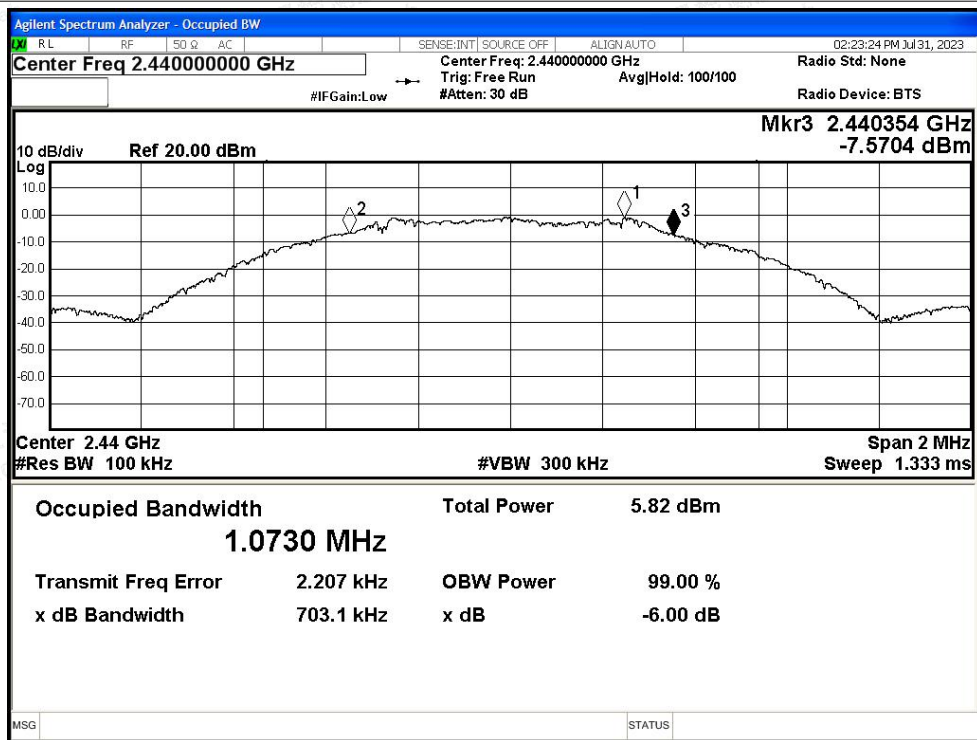


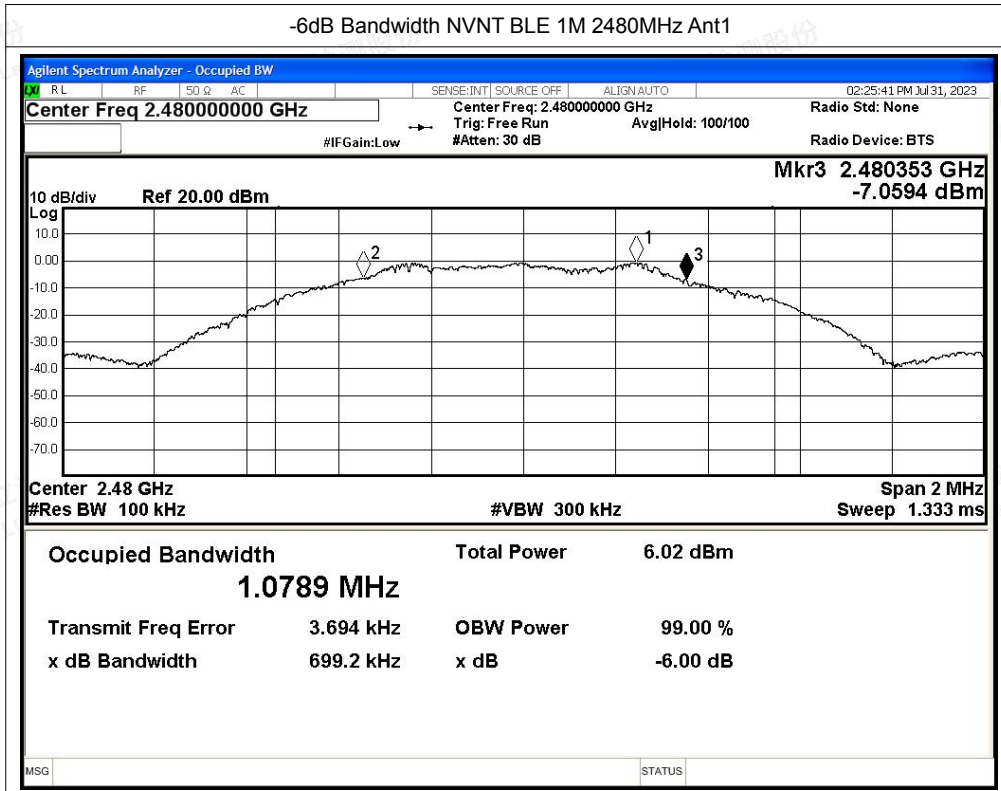
Test Graphs

-6dB Bandwidth NVNT BLE 1M 2402MHz Ant1



-6dB Bandwidth NVNT BLE 1M 2440MHz Ant1







B.2 Maximum Conducted Output Power

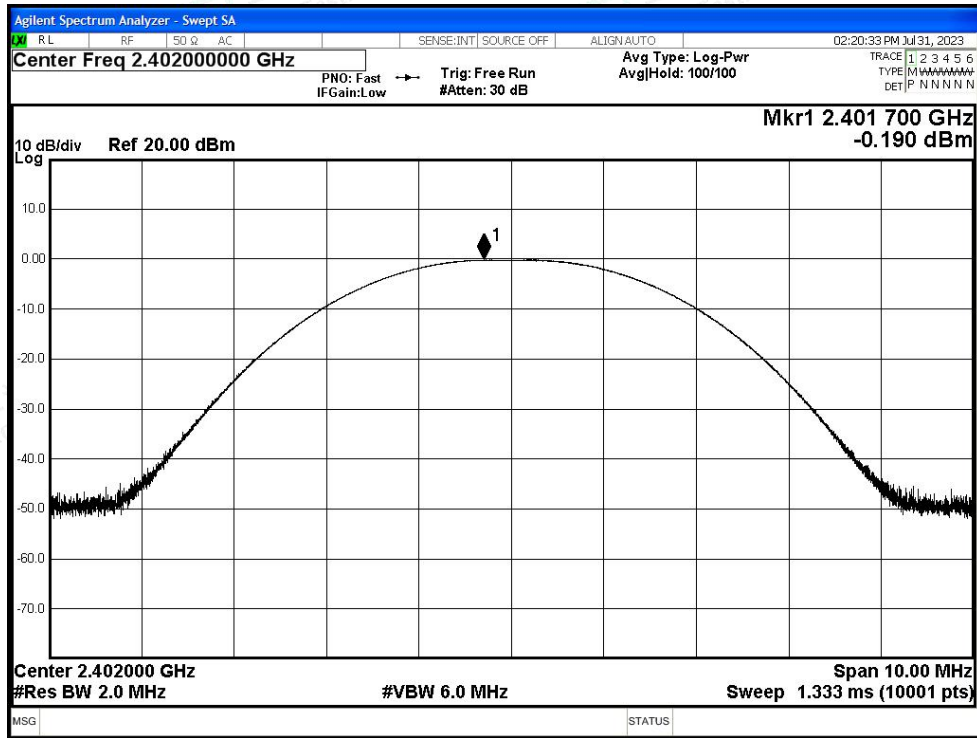
| Condition | Mode | Frequency (MHz) | Antenna | Total Power (dBm) | Limit (dBm) | Verdict |
|-----------|--------|-----------------|---------|-------------------|-------------|---------|
| NVNT | BLE 1M | 2402 | Ant1 | -0.19 | 30 | Pass |
| NVNT | BLE 1M | 2440 | Ant1 | 0.2 | 30 | Pass |
| NVNT | BLE 1M | 2480 | Ant1 | 0.33 | 30 | Pass |



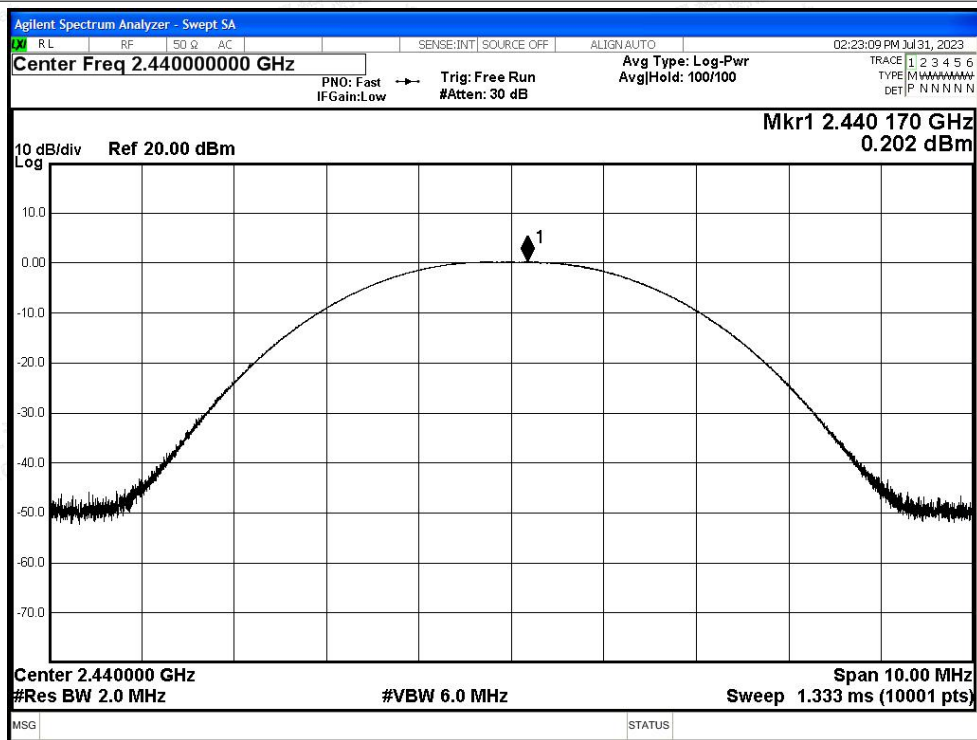


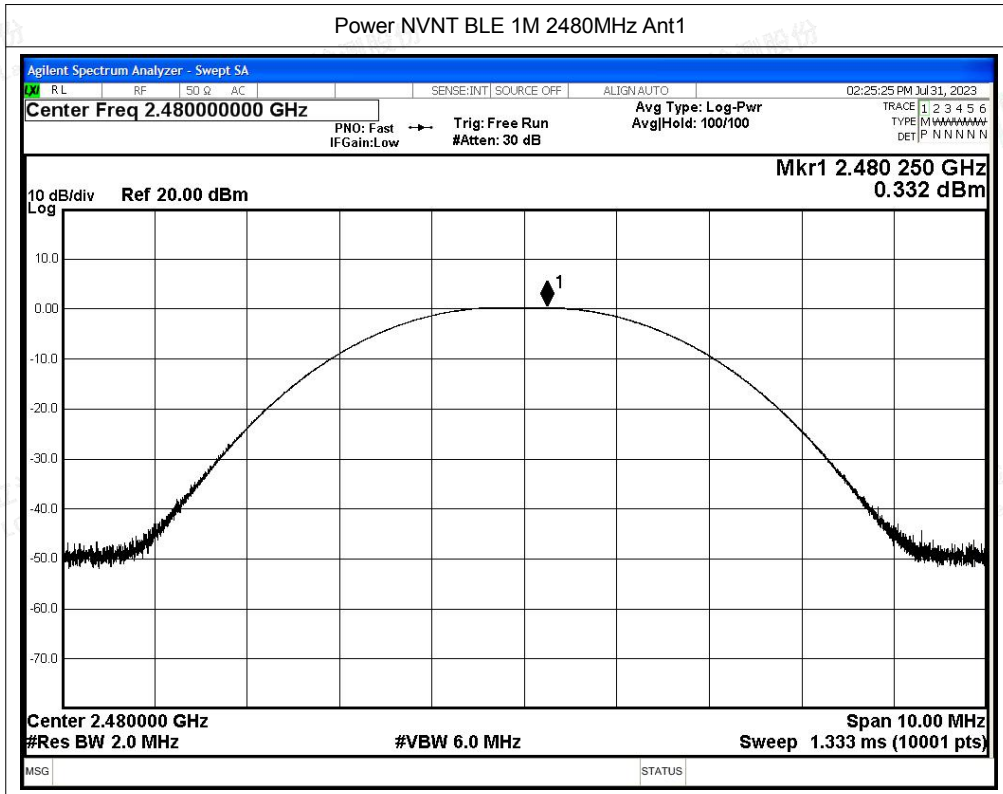
Test Graphs

Power NVNT BLE 1M 2402MHz Ant1



Power NVNT BLE 1M 2440MHz Ant1







B.3 Maximum Power Spectral Density Level

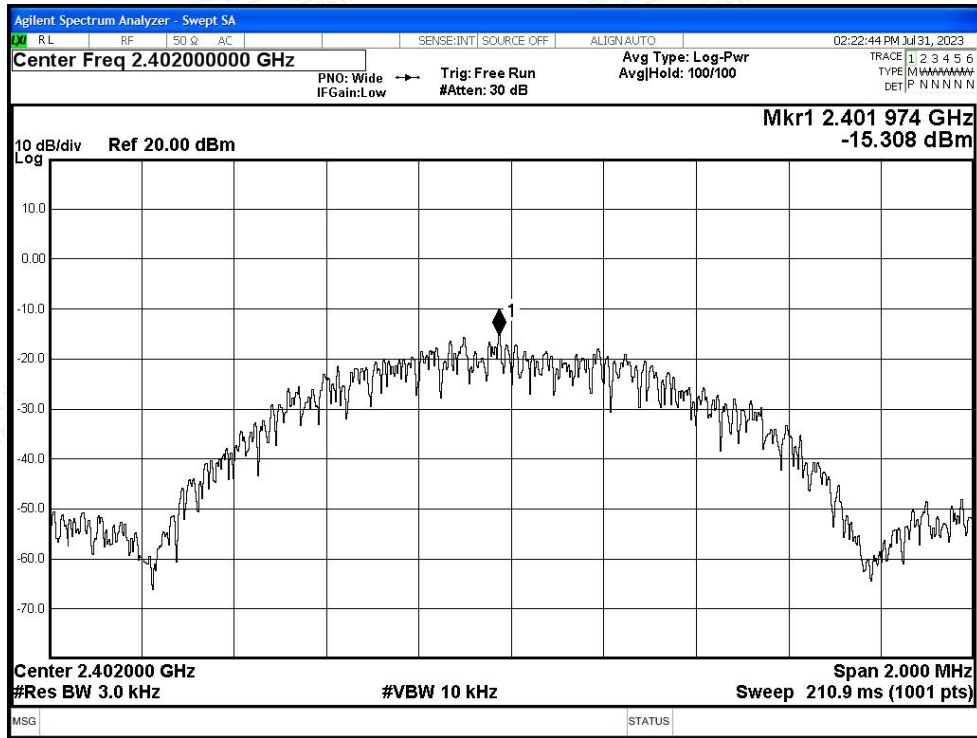
| Condition | Mode | Frequency (MHz) | Antenna | Total PSD (dBm/3kHz) | Limit (dBm/3kHz) | Verdict |
|-----------|--------|-----------------|---------|----------------------|------------------|---------|
| NVNT | BLE 1M | 2402 | Ant1 | -15.31 | 8 | Pass |
| NVNT | BLE 1M | 2440 | Ant1 | -14.94 | 8 | Pass |
| NVNT | BLE 1M | 2480 | Ant1 | -14.78 | 8 | Pass |



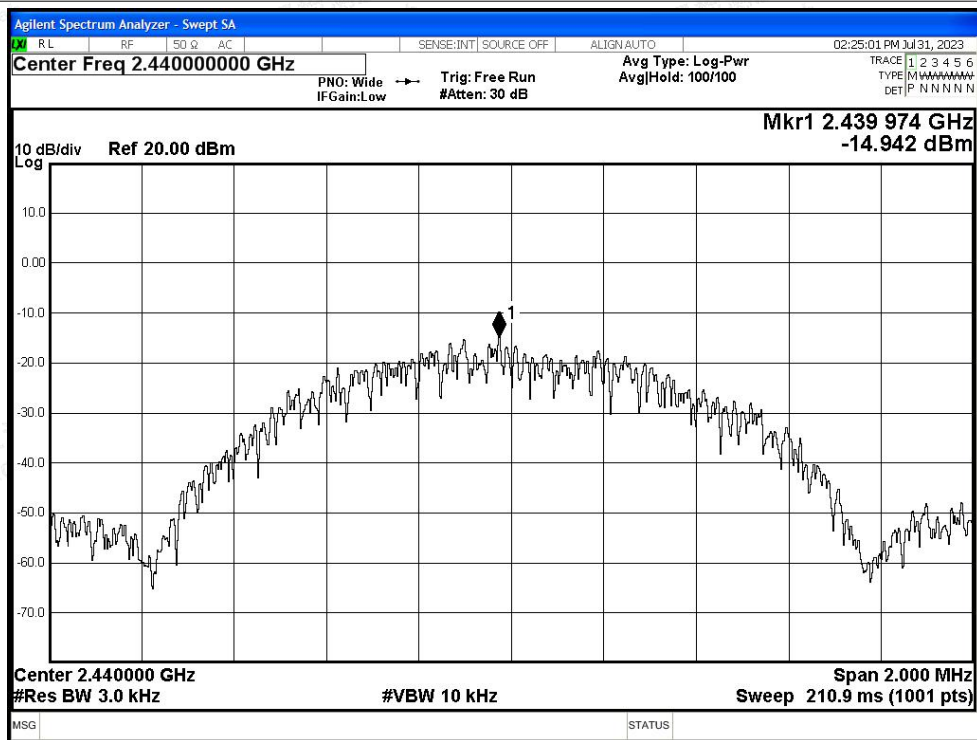


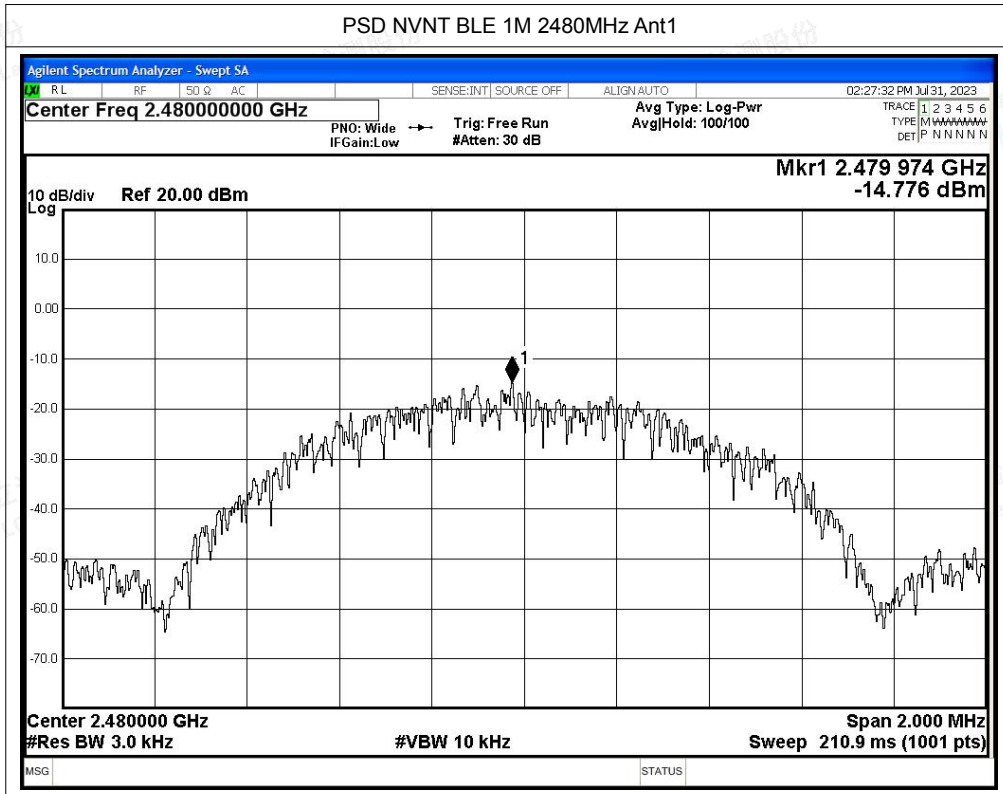
Test Graphs

PSD NVNT BLE 1M 2402MHz Ant1



PSD NVNT BLE 1M 2440MHz Ant1







B.4 Band Edge

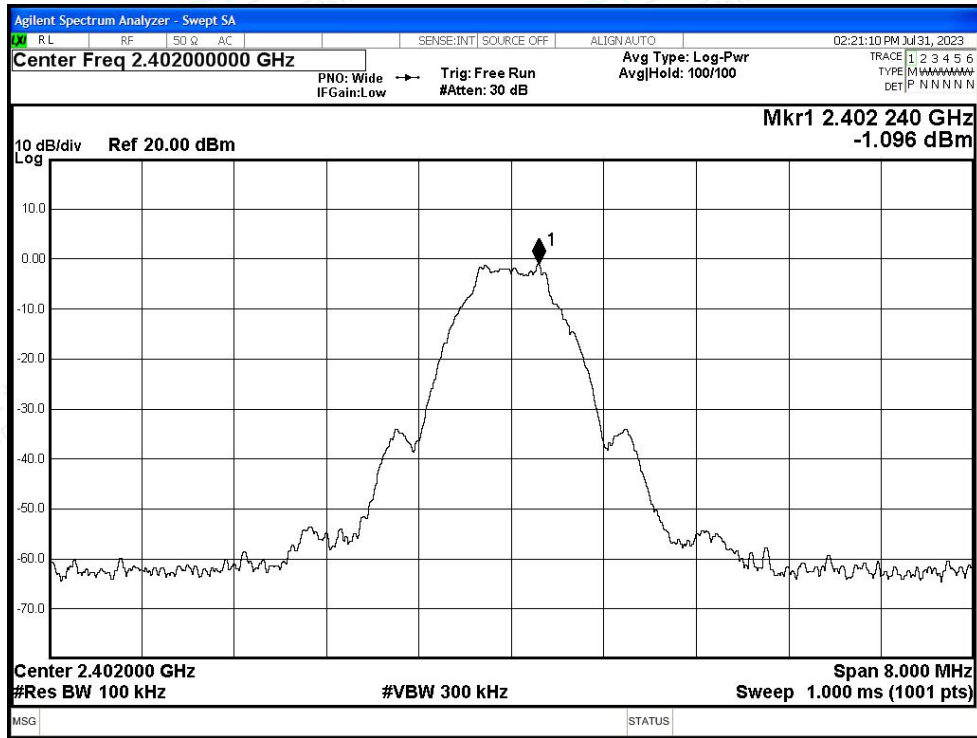
| Condition | Mode | Frequency (MHz) | Antenna | Max Value (dBc) | Limit (dBc) | Verdict |
|-----------|--------|-----------------|---------|-----------------|-------------|---------|
| NVNT | BLE 1M | 2402 | Ant1 | -57.62 | -20 | Pass |
| NVNT | BLE 1M | 2480 | Ant1 | -58.34 | -20 | Pass |



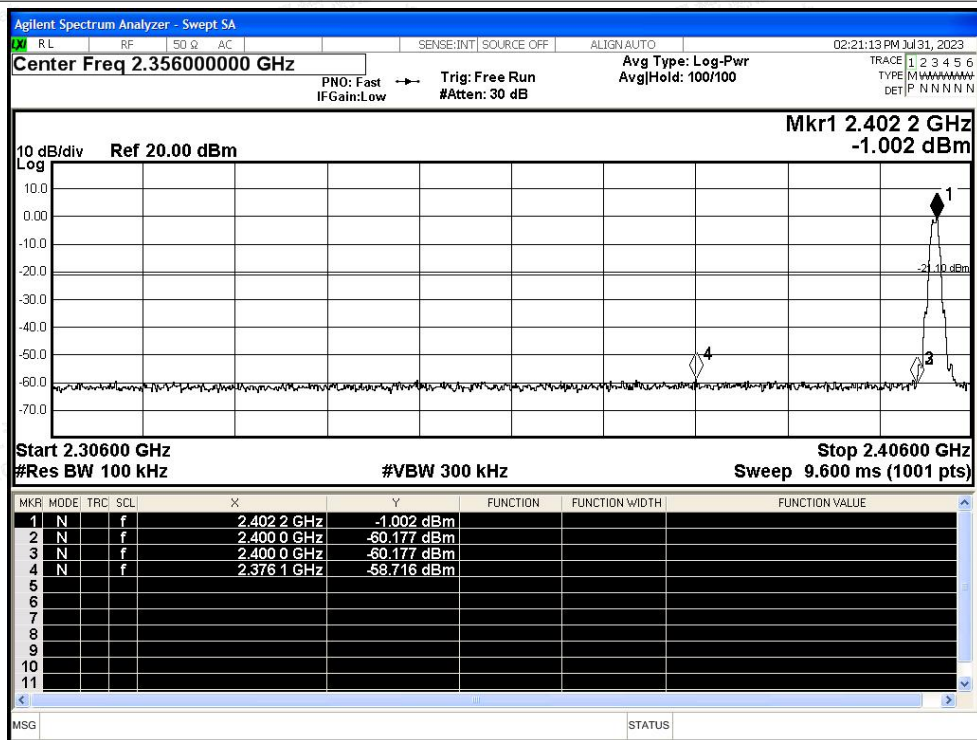


Test Graphs

Band Edge NVNT BLE 1M 2402MHz Ant1 Ref

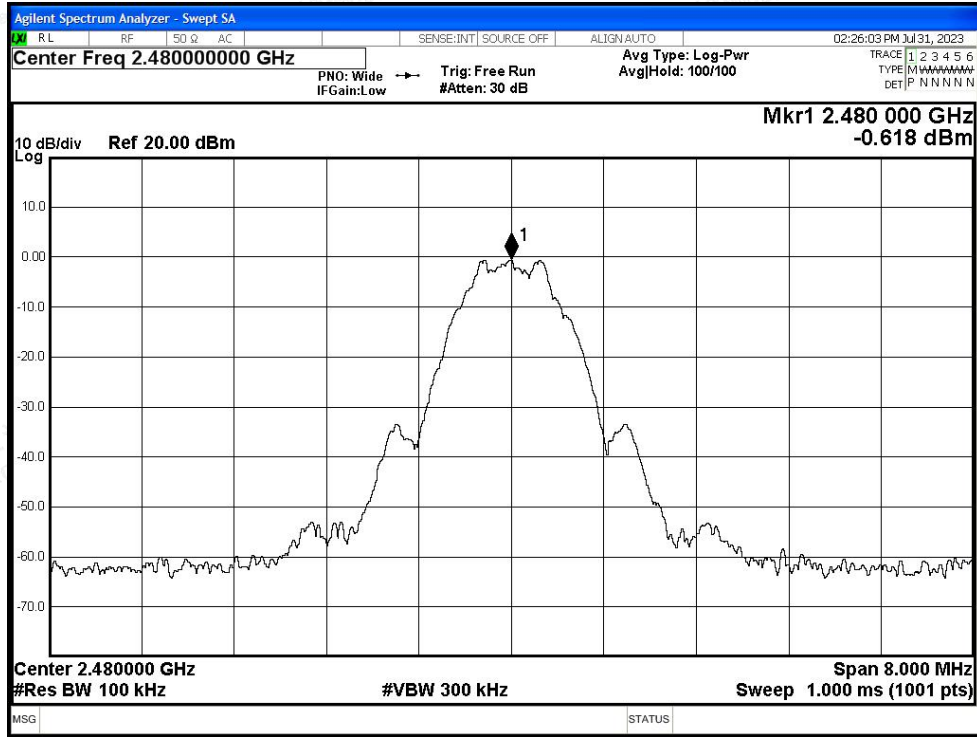


Band Edge NVNT BLE 1M 2402MHz Ant1 Emission

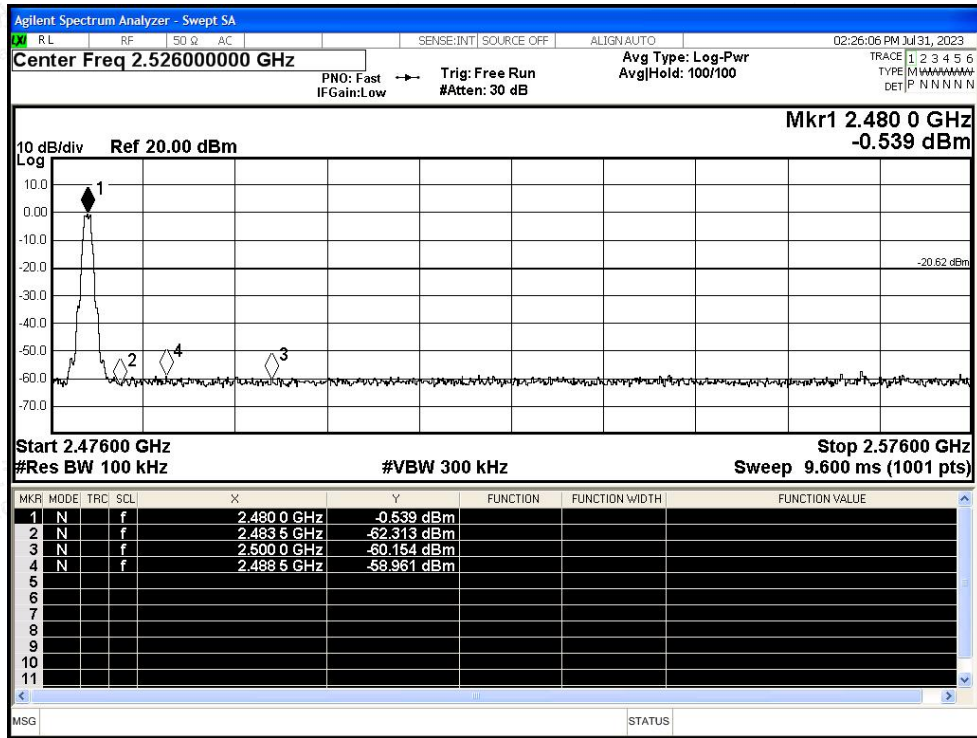




Band Edge NVNT BLE 1M 2480MHz Ant1 Ref



Band Edge NVNT BLE 1M 2480MHz Ant1 Emission





B.5 Conducted RF Spurious Emission

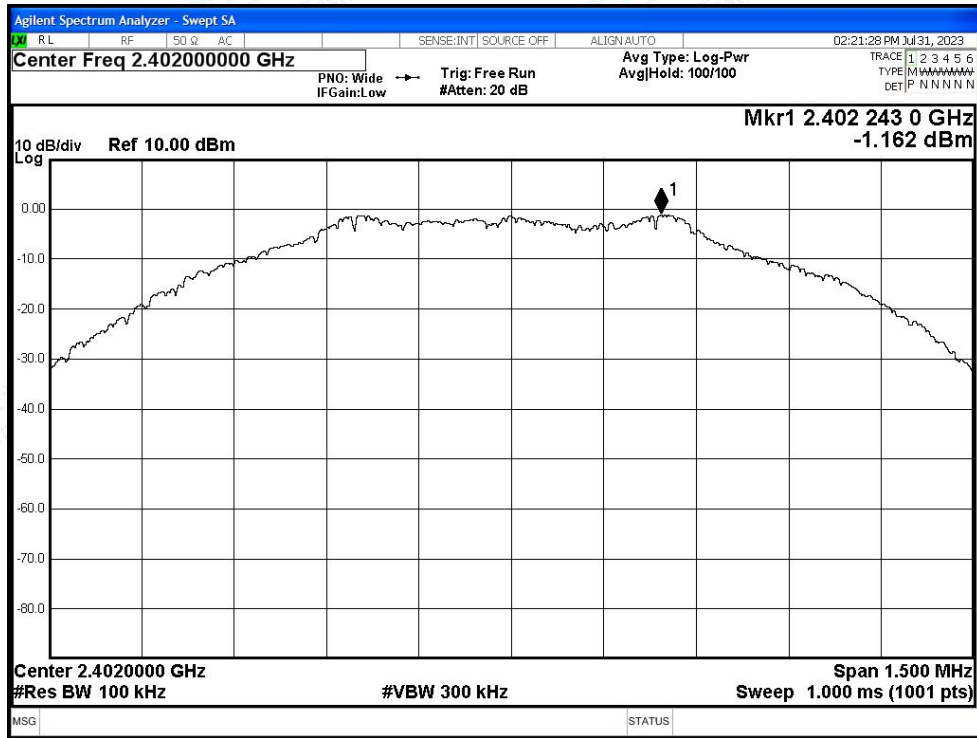
| Condition | Mode | Frequency (MHz) | Antenna | Max Value (dBc) | Limit (dBc) | Verdict |
|-----------|--------|-----------------|---------|-----------------|-------------|---------|
| NVNT | BLE 1M | 2402 | Ant1 | -56.04 | -20 | Pass |
| NVNT | BLE 1M | 2440 | Ant1 | -52.12 | -20 | Pass |
| NVNT | BLE 1M | 2480 | Ant1 | -56.99 | -20 | Pass |



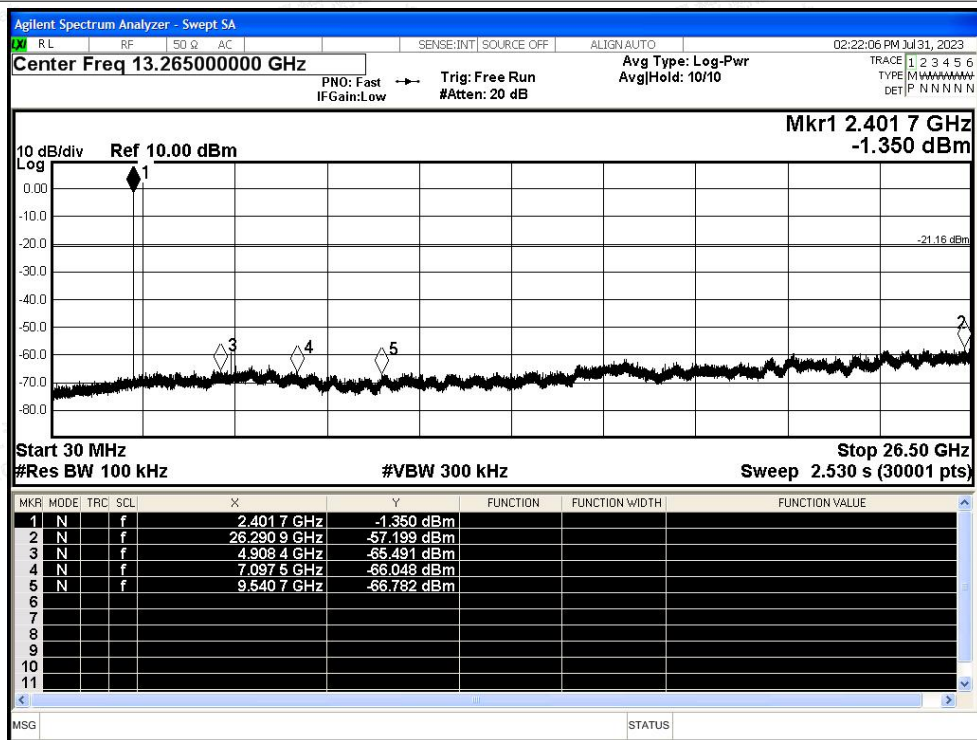


Test Graphs

Tx. Spurious NVNT BLE 1M 2402MHz Ant1 Ref

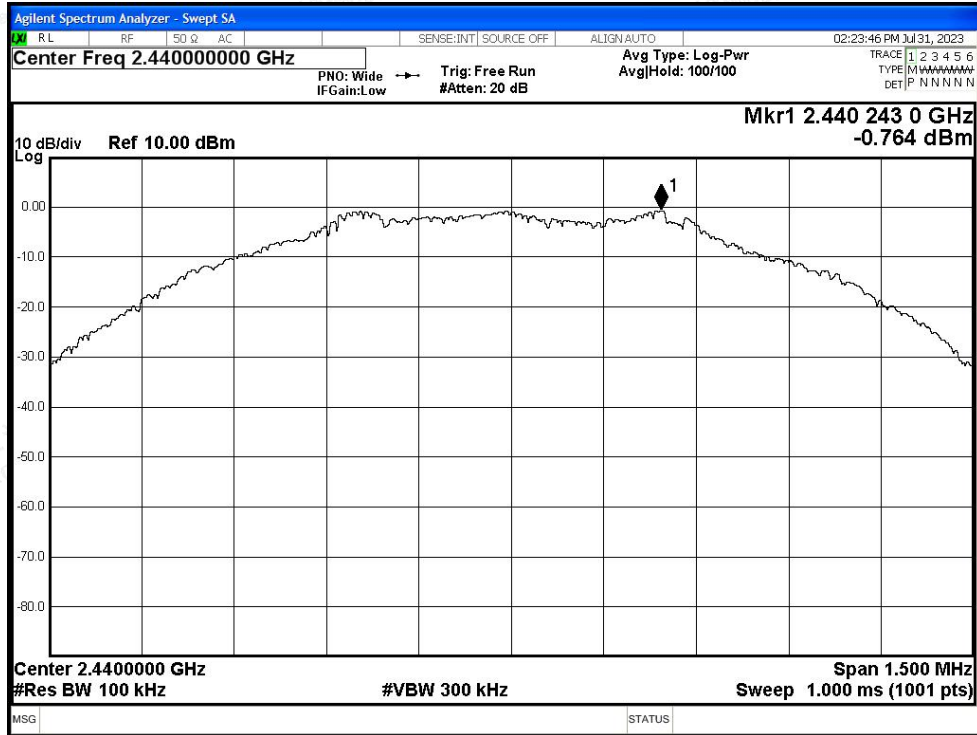


Tx. Spurious NVNT BLE 1M 2402MHz Ant1 Emission

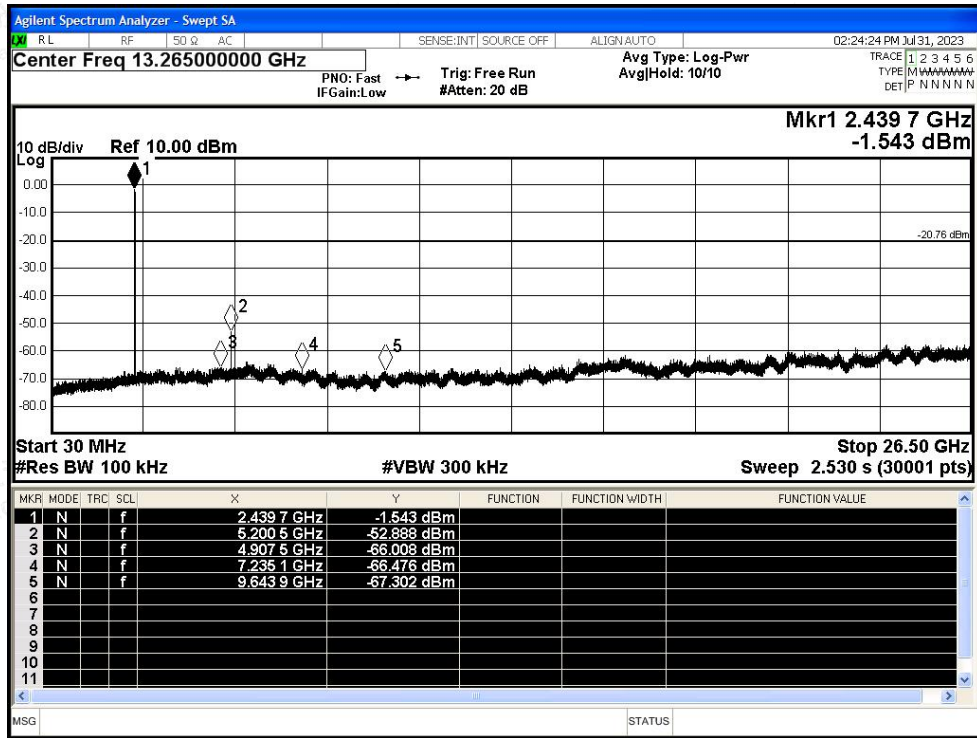




Tx. Spurious NVNT BLE 1M 2440MHz Ant1 Ref



Tx. Spurious NVNT BLE 1M 2440MHz Ant1 Emission

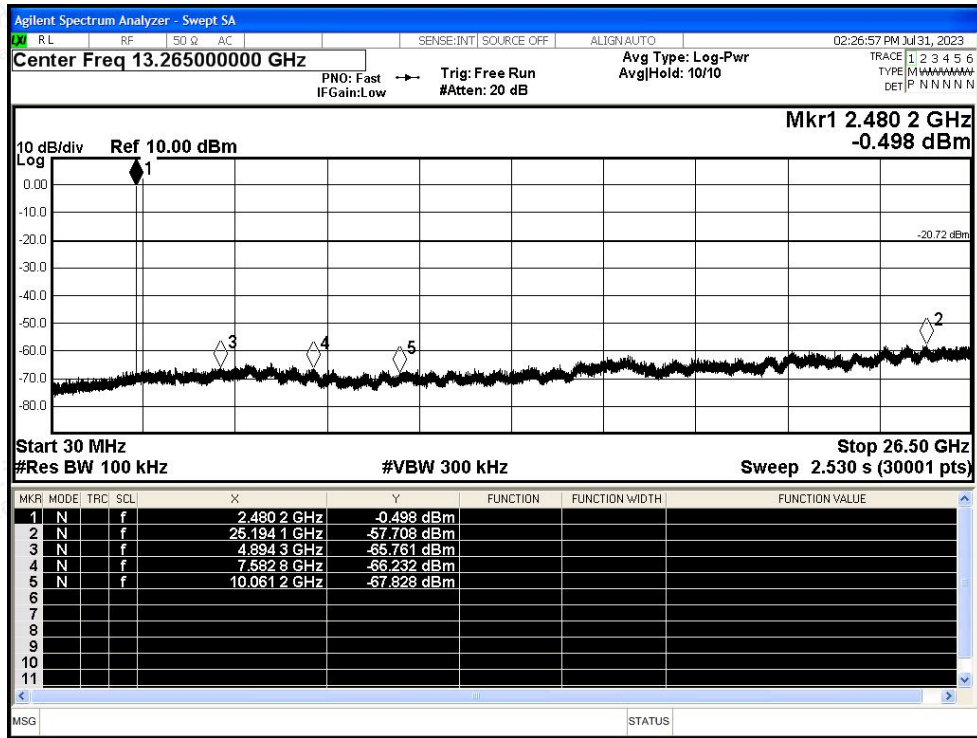




Tx. Spurious NVNT BLE 1M 2480MHz Ant1 Ref



Tx. Spurious NVNT BLE 1M 2480MHz Ant1 Emission





B.6 Duty Cycle

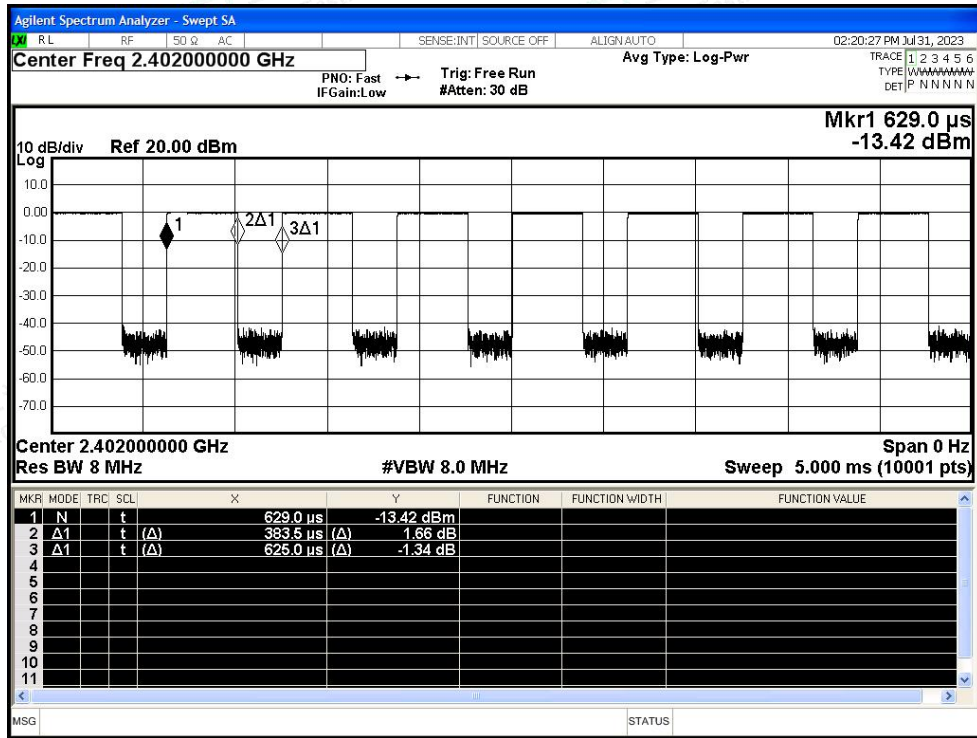
| Condition | Mode | Frequency (MHz) | Antenna | Duty Cycle (%) | Correction Factor (dB) | 1/T (kHz) |
|-----------|--------|-----------------|---------|----------------|------------------------|-----------|
| NVNT | BLE 1M | 2402 | Ant1 | 61.36 | 2.12 | 2.61 |
| NVNT | BLE 1M | 2440 | Ant1 | 61.44 | 2.12 | 2.6 |
| NVNT | BLE 1M | 2480 | Ant1 | 61.44 | 2.12 | 2.6 |



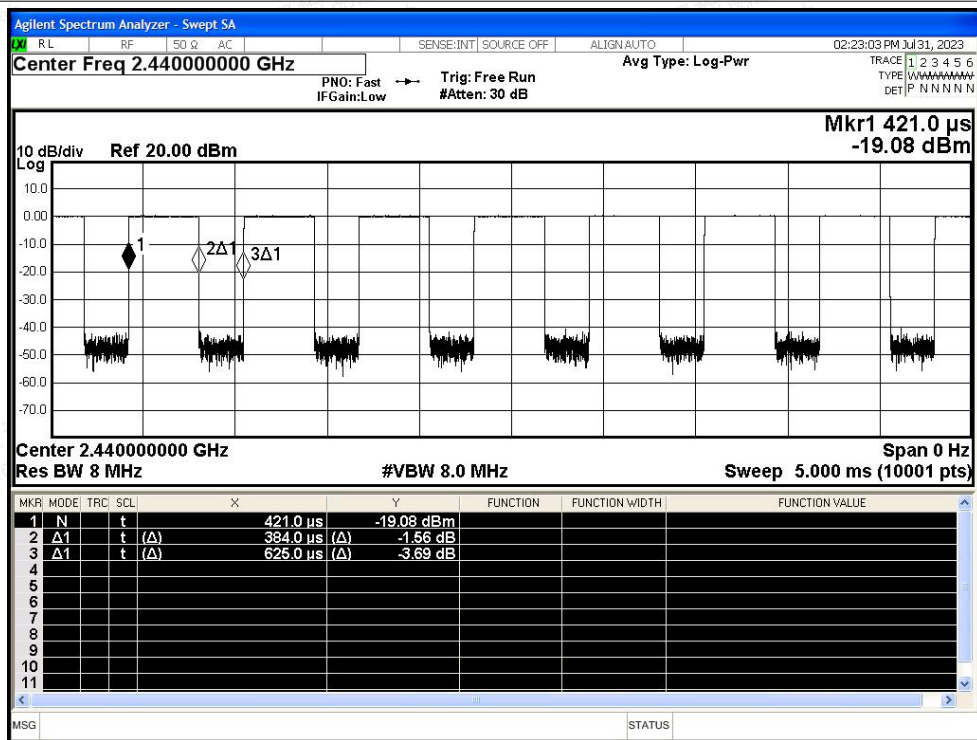


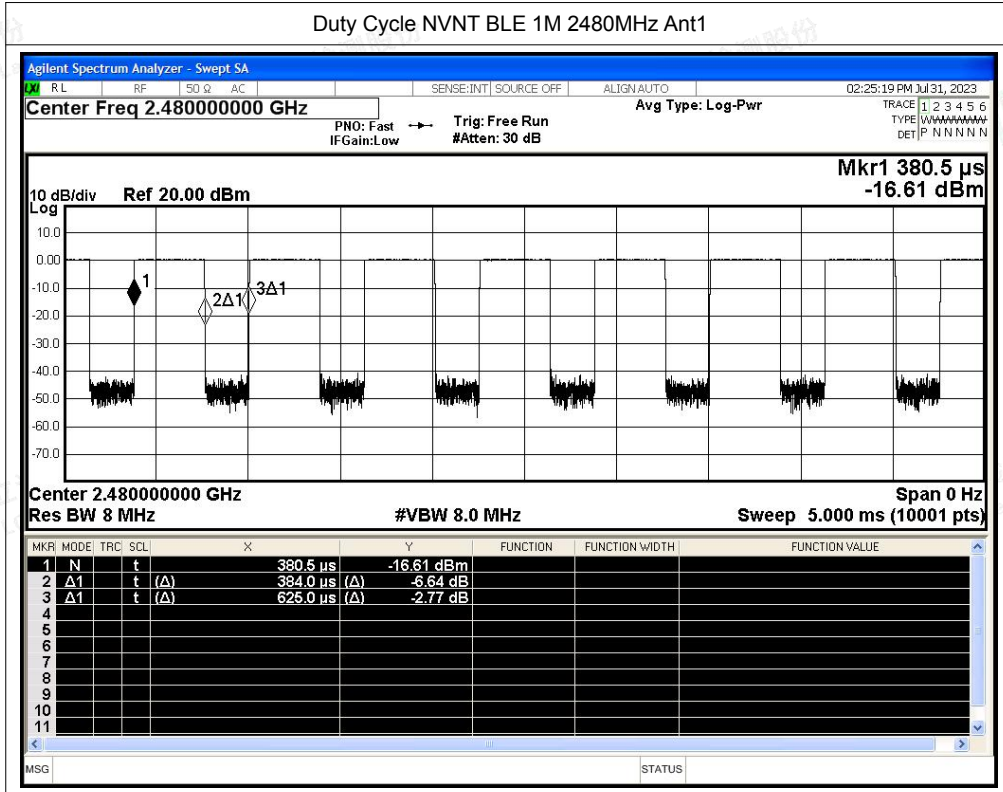
Test Graphs

Duty Cycle NVNT BLE 1M 2402MHz Ant1



Duty Cycle NVNT BLE 1M 2440MHz Ant1







B.7 Restrict Band

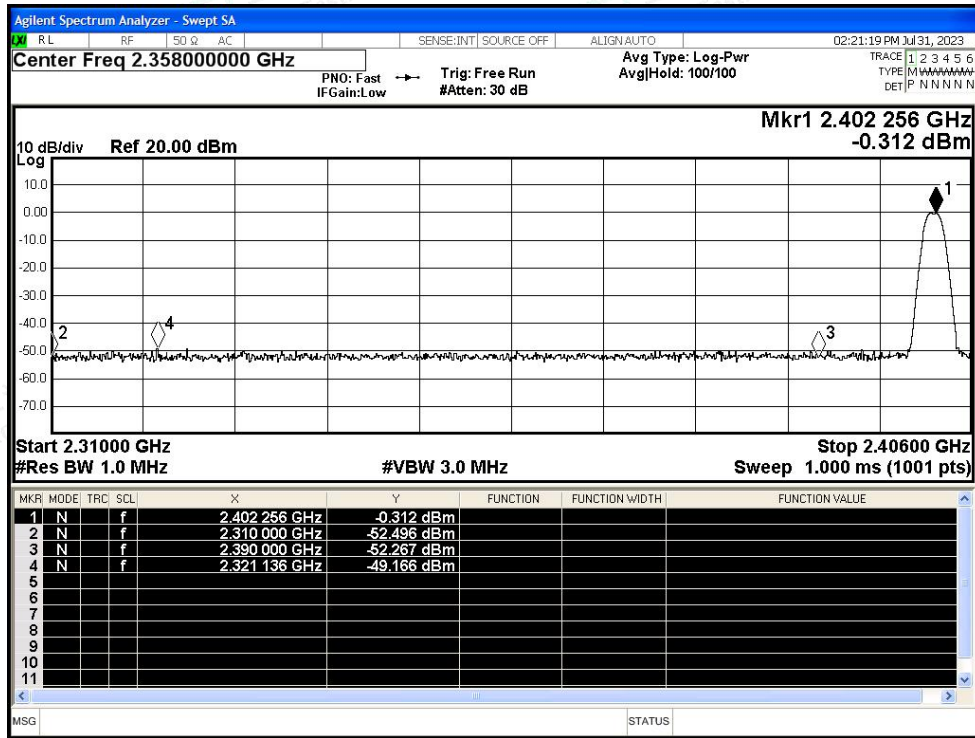
| Condition | Mode | Frequency (MHz) | Antenna | Spur Freq (MHz) | Power (dBm) | Gain (dBi) | E (dBuV/m) | Detector | Limit (dBuV/m) | Verdict |
|-----------|--------|-----------------|---------|-----------------|-------------|------------|------------|----------|----------------|---------|
| NVNT | BLE 1M | 2402 | Ant1 | 2310 | -52.5 | 2 | 44.76 | Peak | 74 | Pass |
| NVNT | BLE 1M | 2402 | Ant1 | 2310 | -61.15 | 2 | 36.11 | Average | 54 | Pass |
| NVNT | BLE 1M | 2402 | Ant1 | 2321.136 | -49.17 | 2 | 48.09 | Peak | 74 | Pass |
| NVNT | BLE 1M | 2402 | Ant1 | 2380.368 | -60.51 | 2 | 36.75 | Average | 54 | Pass |
| NVNT | BLE 1M | 2402 | Ant1 | 2390 | -52.27 | 2 | 44.99 | Peak | 74 | Pass |
| NVNT | BLE 1M | 2402 | Ant1 | 2390 | -60.96 | 2 | 36.3 | Average | 54 | Pass |
| NVNT | BLE 1M | 2480 | Ant1 | 2483.5 | -52.45 | 2 | 44.81 | Peak | 74 | Pass |
| NVNT | BLE 1M | 2480 | Ant1 | 2483.5 | -60.28 | 2 | 36.98 | Average | 54 | Pass |
| NVNT | BLE 1M | 2480 | Ant1 | 2499.952 | -48.32 | 2 | 48.94 | Peak | 74 | Pass |
| NVNT | BLE 1M | 2480 | Ant1 | 2483.704 | -59.87 | 2 | 37.39 | Average | 54 | Pass |
| NVNT | BLE 1M | 2480 | Ant1 | 2500 | -50.47 | 2 | 46.79 | Peak | 74 | Pass |
| NVNT | BLE 1M | 2480 | Ant1 | 2500 | -60.78 | 2 | 36.48 | Average | 54 | Pass |



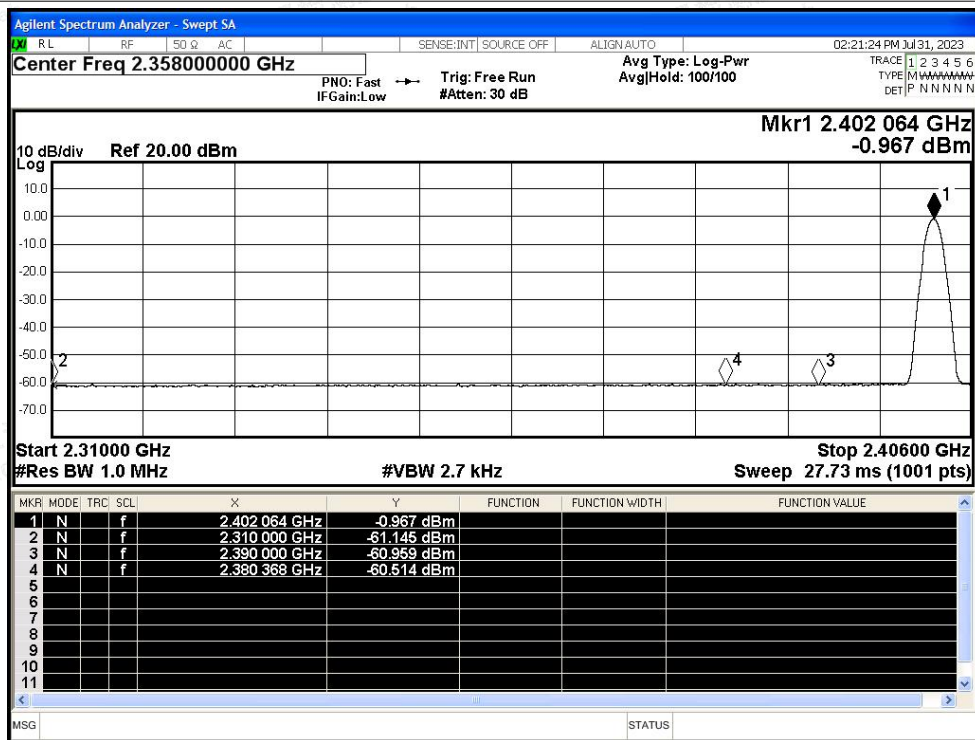


Test Graphs

Restrict Band NVNT BLE 1M 2402MHz Ant1 Peak

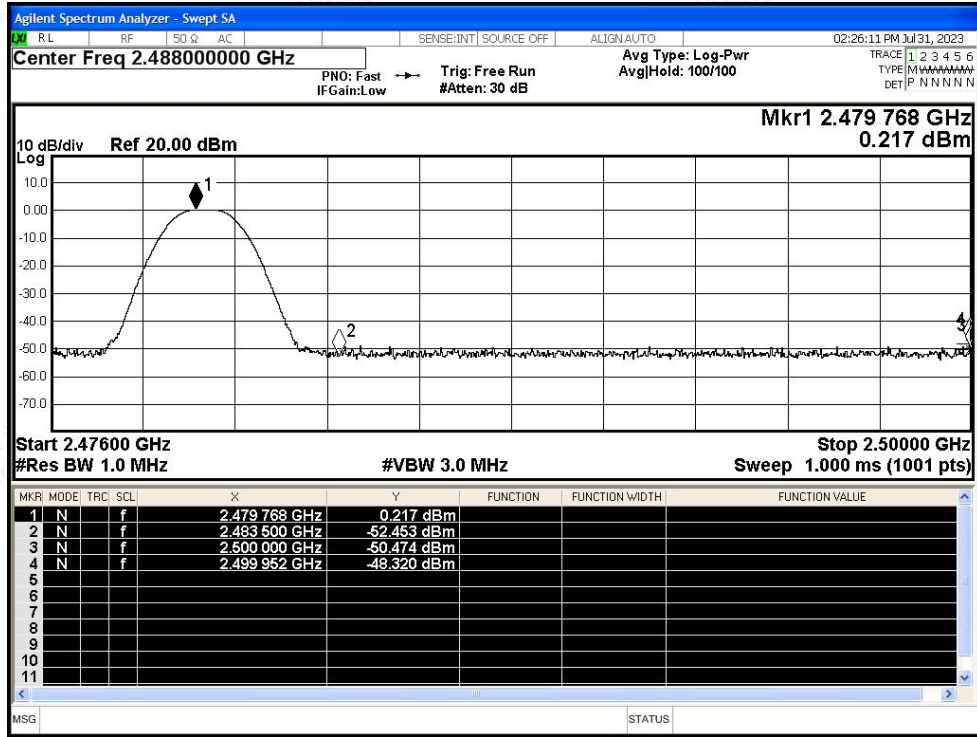


Restrict Band NVNT BLE 1M 2402MHz Ant1 Average





Restrict Band NVNT BLE 1M 2480MHz Ant1 Peak



Restrict Band NVNT BLE 1M 2480MHz Ant1 Average

