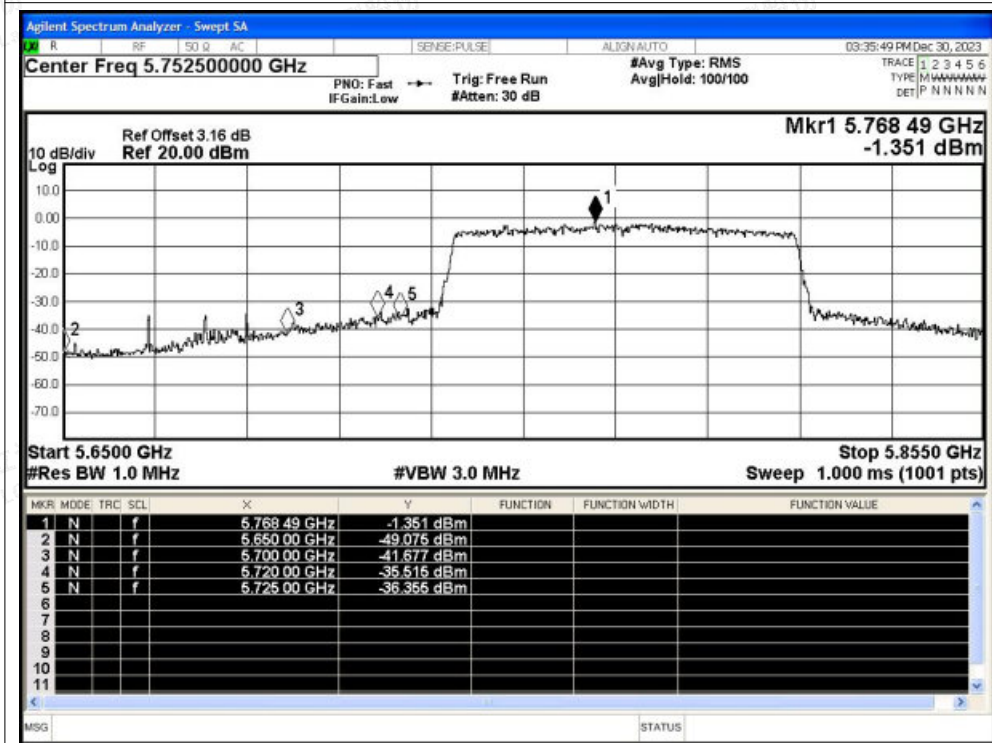
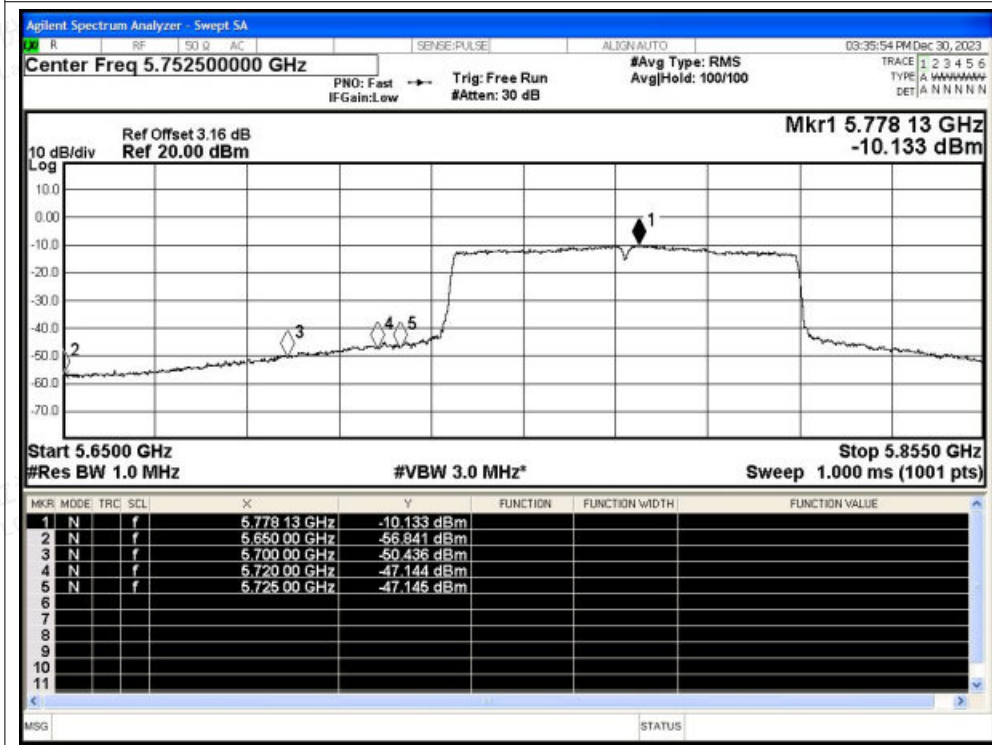




Restrict Band NVNT ac80 5775MHz Ant0 Peak

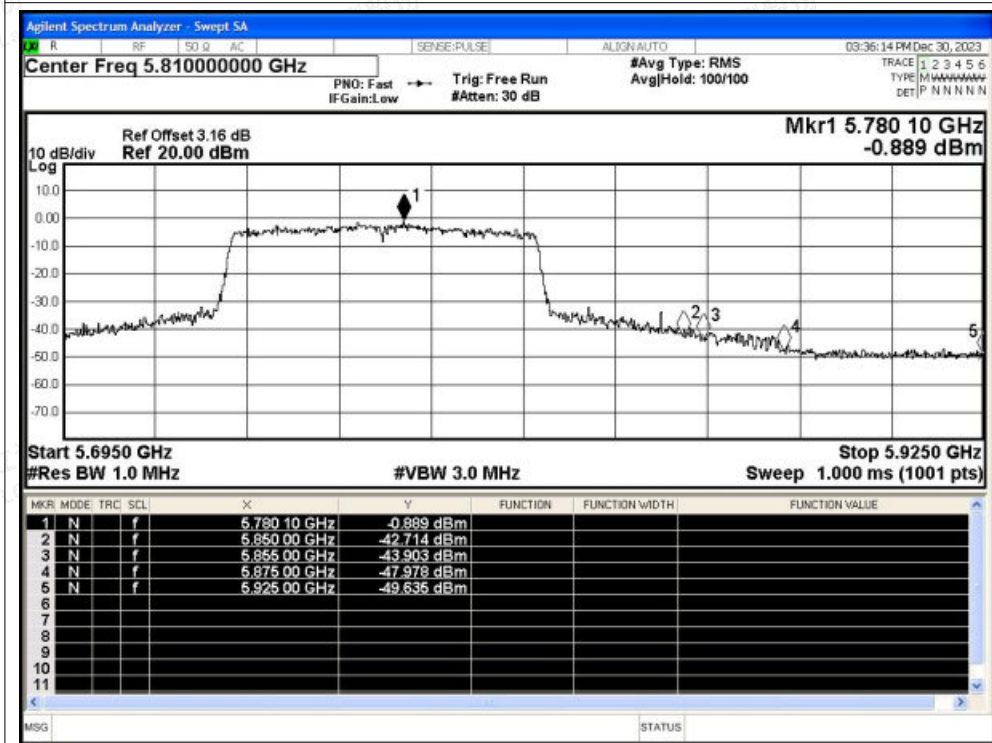


Restrict Band NVNT ac80 5775MHz Ant0 Average

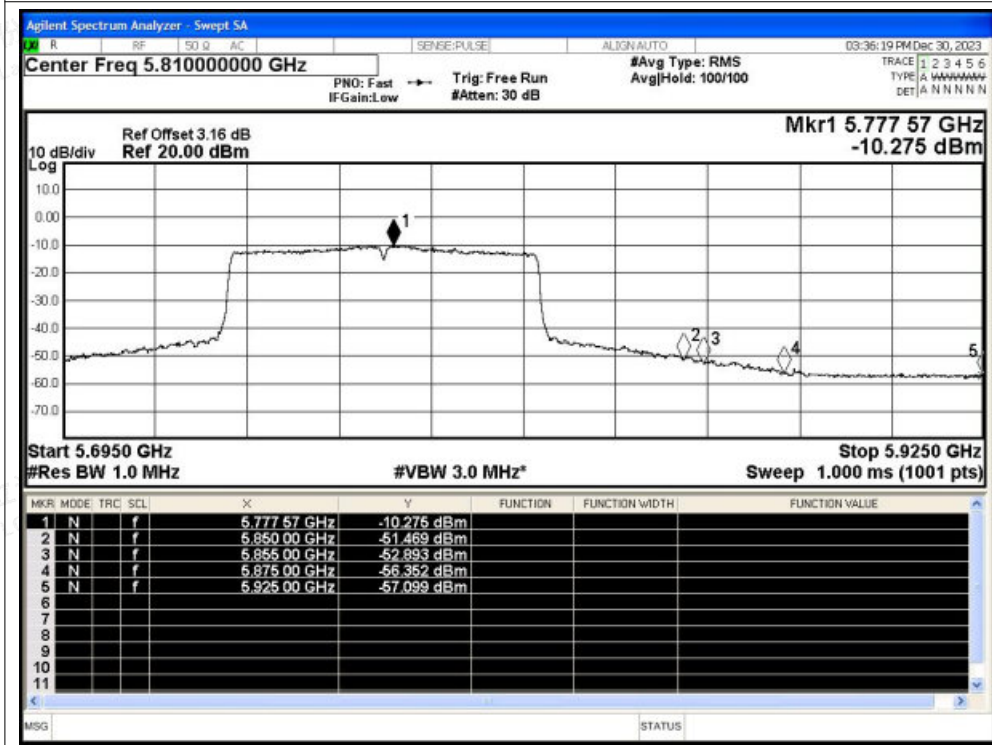




Restrict Band NVNT ac80 5775MHz Ant0 Peak



Restrict Band NVNT ac80 5775MHz Ant0 Average





Condition	Mode	Frequency (MHz)	Antenna	Spur Freq (MHz)	Power (dBm)	Gain (dBi)	Duty Factor (dB)	EIRP Power (dBm)	Detector	Limit (dBm)	Verdict
NVNT	a	5745	Ant1	5650	-47.89	2.18	-	-45.71	Peak	-27	Pass
NVNT	a	5745	Ant1	5650	-55.8	2.18	0.1	-53.52	Average	-27	Pass
NVNT	a	5745	Ant1	5700	-48.56	2.18	-	-46.38	Peak	10	Pass
NVNT	a	5745	Ant1	5700	-55.04	2.18	0.1	-52.76	Average	10	Pass
NVNT	a	5745	Ant1	5720	-45.89	2.18	-	-43.71	Peak	15.6	Pass
NVNT	a	5745	Ant1	5720	-53.8	2.18	0.1	-51.52	Average	15.6	Pass
NVNT	a	5745	Ant1	5725	-35.17	2.18	-	-32.99	Peak	27	Pass
NVNT	a	5745	Ant1	5725	-47.28	2.18	0.1	-45.00	Average	27	Pass
NVNT	a	5825	Ant1	5850	-42.75	2.18	-	-40.57	Peak	27	Pass
NVNT	a	5825	Ant1	5850	-54.12	2.18	0.11	-51.83	Average	27	Pass
NVNT	a	5825	Ant1	5855	-48.55	2.18	-	-46.37	Peak	15.6	Pass
NVNT	a	5825	Ant1	5855	-55.87	2.18	0.11	-53.58	Average	15.6	Pass
NVNT	a	5825	Ant1	5875	-47.49	2.18	-	-45.31	Peak	10	Pass
NVNT	a	5825	Ant1	5875	-56.06	2.18	0.11	-53.77	Average	10	Pass
NVNT	a	5825	Ant1	5925	-49.05	2.18	-	-46.87	Peak	-27	Pass
NVNT	a	5825	Ant1	5925	-55.81	2.18	0.11	-53.52	Average	-27	Pass
NVNT	n20	5745	Ant1	5650	-48.72	2.18	-	-46.54	Peak	-27	Pass
NVNT	n20	5745	Ant1	5650	-55.96	2.18	0.12	-53.66	Average	-27	Pass
NVNT	n20	5745	Ant1	5700	-47.34	2.18	-	-45.16	Peak	10	Pass
NVNT	n20	5745	Ant1	5700	-55.01	2.18	0.12	-52.71	Average	10	Pass
NVNT	n20	5745	Ant1	5720	-43.93	2.18	-	-41.75	Peak	15.6	Pass
NVNT	n20	5745	Ant1	5720	-53.74	2.18	0.12	-51.44	Average	15.6	Pass
NVNT	n20	5745	Ant1	5725	-30.41	2.18	-	-28.23	Peak	27	Pass
NVNT	n20	5745	Ant1	5725	-46.58	2.18	0.12	-44.28	Average	27	Pass
NVNT	n20	5825	Ant1	5850	-44.71	2.18	-	-42.53	Peak	27	Pass
NVNT	n20	5825	Ant1	5850	-53.77	2.18	0.12	-51.47	Average	27	Pass
NVNT	n20	5825	Ant1	5855	-47.71	2.18	-	-45.53	Peak	15.6	Pass
NVNT	n20	5825	Ant1	5855	-55.05	2.18	0.12	-52.75	Average	15.6	Pass
NVNT	n20	5825	Ant1	5875	-47.19	2.18	-	-45.01	Peak	10	Pass
NVNT	n20	5825	Ant1	5875	-56.02	2.18	0.12	-53.72	Average	10	Pass
NVNT	n20	5825	Ant1	5925	-48.66	2.18	-	-46.48	Peak	-27	Pass
NVNT	n20	5825	Ant1	5925	-56.74	2.18	0.12	-54.44	Average	-27	Pass
NVNT	n40	5755	Ant1	5650	-48.38	2.18	-	-46.20	Peak	-27	Pass
NVNT	n40	5755	Ant1	5650	-56.08	2.18	0.23	-53.67	Average	-27	Pass
NVNT	n40	5755	Ant1	5700	-47.67	2.18	-	-45.49	Peak	10	Pass
NVNT	n40	5755	Ant1	5700	-54.8	2.18	0.23	-52.39	Average	10	Pass
NVNT	n40	5755	Ant1	5720	-28.55	2.18	-	-26.37	Peak	15.6	Pass
NVNT	n40	5755	Ant1	5720	-46.13	2.18	0.23	-43.72	Average	15.6	Pass



Shenzhen LCS Compliance Testing Laboratory Ltd.

Add: 101, 201 Bldg A & 301 Bldg C, Juji Industrial Park Yabianxueziwei, Shajing Street, Baoan District, Shenzhen, 518000, China

Tel: +(86) 0755-82591330 | E-mail: webmaster@lcs-cert.com | Web: www.lcs-cert.com

Scan code to check authenticity



NVNT	n40	5755	Ant1	5725	-34.48	2.18	-	-32.30	Peak	27	Pass
NVNT	n40	5755	Ant1	5725	-42.91	2.18	0.23	-40.50	Average	27	Pass
NVNT	n40	5795	Ant1	5850	-45.99	2.18	-	-43.81	Peak	27	Pass
NVNT	n40	5795	Ant1	5850	-56.09	2.18	0.23	-53.68	Average	27	Pass
NVNT	n40	5795	Ant1	5855	-49.15	2.18	-	-46.97	Peak	15.6	Pass
NVNT	n40	5795	Ant1	5855	-56.34	2.18	0.23	-53.93	Average	15.6	Pass
NVNT	n40	5795	Ant1	5875	-49.19	2.18	-	-47.01	Peak	10	Pass
NVNT	n40	5795	Ant1	5875	-56.71	2.18	0.23	-54.30	Average	10	Pass
NVNT	n40	5795	Ant1	5925	-50.34	2.18	-	-48.16	Peak	-27	Pass
NVNT	n40	5795	Ant1	5925	-57.1	2.18	0.23	-54.69	Average	-27	Pass
NVNT	ac20	5745	Ant1	5650	-45.45	2.18	-	-43.27	Peak	-27	Pass
NVNT	ac20	5745	Ant1	5650	-55.38	2.18	0.11	-53.09	Average	-27	Pass
NVNT	ac20	5745	Ant1	5700	-44.92	2.18	-	-42.74	Peak	10	Pass
NVNT	ac20	5745	Ant1	5700	-54.66	2.18	0.11	-52.37	Average	10	Pass
NVNT	ac20	5745	Ant1	5720	-40.37	2.18	-	-38.19	Peak	15.6	Pass
NVNT	ac20	5745	Ant1	5720	-52.07	2.18	0.11	-49.78	Average	15.6	Pass
NVNT	ac20	5745	Ant1	5725	-32.37	2.18	-	-30.19	Peak	27	Pass
NVNT	ac20	5745	Ant1	5725	-44.31	2.18	0.11	-42.02	Average	27	Pass
NVNT	ac20	5825	Ant1	5850	-41.88	2.18	-	-39.70	Peak	27	Pass
NVNT	ac20	5825	Ant1	5850	-53.81	2.18	0.11	-51.52	Average	27	Pass
NVNT	ac20	5825	Ant1	5855	-47.27	2.18	-	-45.09	Peak	15.6	Pass
NVNT	ac20	5825	Ant1	5855	-54.7	2.18	0.11	-52.41	Average	15.6	Pass
NVNT	ac20	5825	Ant1	5875	-48.34	2.18	-	-46.16	Peak	10	Pass
NVNT	ac20	5825	Ant1	5875	-55.83	2.18	0.11	-53.54	Average	10	Pass
NVNT	ac20	5825	Ant1	5925	-49.11	2.18	-	-46.93	Peak	-27	Pass
NVNT	ac20	5825	Ant1	5925	-56.86	2.18	0.11	-54.57	Average	-27	Pass
NVNT	ac40	5755	Ant1	5650	-49.07	2.18	-	-46.89	Peak	-27	Pass
NVNT	ac40	5755	Ant1	5650	-55.93	2.18	0.23	-53.52	Average	-27	Pass
NVNT	ac40	5755	Ant1	5700	-48.1	2.18	-	-45.92	Peak	10	Pass
NVNT	ac40	5755	Ant1	5700	-55.24	2.18	0.23	-52.83	Average	10	Pass
NVNT	ac40	5755	Ant1	5720	-32.17	2.18	-	-29.99	Peak	15.6	Pass
NVNT	ac40	5755	Ant1	5720	-45.36	2.18	0.23	-42.95	Average	15.6	Pass
NVNT	ac40	5755	Ant1	5725	-29.06	2.18	-	-26.88	Peak	27	Pass
NVNT	ac40	5755	Ant1	5725	-41.43	2.18	0.23	-39.02	Average	27	Pass
NVNT	ac40	5795	Ant1	5850	-48.57	2.18	-	-46.39	Peak	27	Pass
NVNT	ac40	5795	Ant1	5850	-56.77	2.18	0.22	-54.37	Average	27	Pass
NVNT	ac40	5795	Ant1	5855	-48.26	2.18	-	-46.08	Peak	15.6	Pass
NVNT	ac40	5795	Ant1	5855	-56.88	2.18	0.22	-54.48	Average	15.6	Pass
NVNT	ac40	5795	Ant1	5875	-49.29	2.18	-	-47.11	Peak	10	Pass
NVNT	ac40	5795	Ant1	5875	-57.38	2.18	0.22	-54.98	Average	10	Pass
NVNT	ac40	5795	Ant1	5925	-49.87	2.18	-	-47.69	Peak	-27	Pass
NVNT	ac40	5795	Ant1	5925	-56.9	2.18	0.22	-54.50	Average	-27	Pass
NVNT	ac80	5775	Ant1	5650	-49.23	2.18	-	-47.05	Peak	-27	Pass



Shenzhen LCS Compliance Testing Laboratory Ltd.

Add: 101, 201 Bldg A & 301 Bldg C, Juji Industrial Park Yabianxueziwei, Shajing Street, Baoan District, Shenzhen, 518000, China

Tel: +(86) 0755-82591330 | E-mail: webmaster@lcs-cert.com | Web: www.lcs-cert.com

Scan code to check authenticity



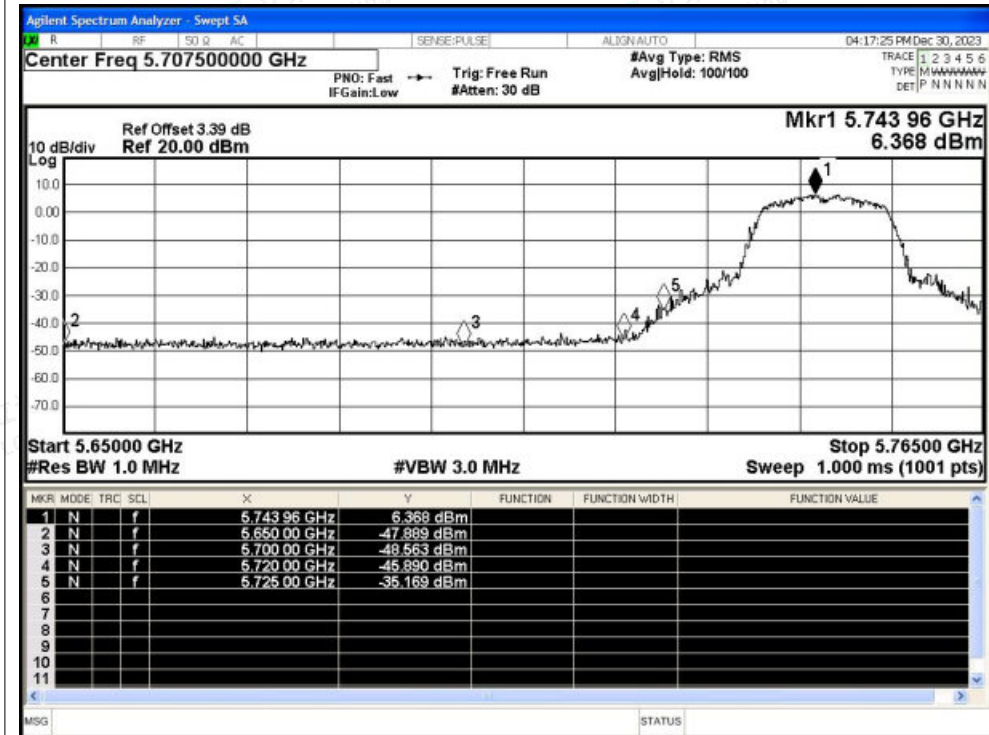
NVNT	ac80	5775	Ant1	5650	-57.16	2.18	0.45	-54.53	Average	-27	Pass
NVNT	ac80	5775	Ant1	5700	-42.93	2.18	-	-40.75	Peak	10	Pass
NVNT	ac80	5775	Ant1	5700	-50.26	2.18	0.45	-47.63	Average	10	Pass
NVNT	ac80	5775	Ant1	5720	-35.63	2.18	-	-33.45	Peak	15.6	Pass
NVNT	ac80	5775	Ant1	5720	-46.94	2.18	0.45	-44.31	Average	15.6	Pass
NVNT	ac80	5775	Ant1	5725	-36.79	2.18	-	-34.61	Peak	27	Pass
NVNT	ac80	5775	Ant1	5725	-45.66	2.18	0.45	-43.03	Average	27	Pass
NVNT	ac80	5775	Ant1	5850	-39.28	2.18	-	-37.10	Peak	27	Pass
NVNT	ac80	5775	Ant1	5850	-50.66	2.18	0.45	-48.03	Average	27	Pass
NVNT	ac80	5775	Ant1	5855	-42.71	2.18	-	-40.53	Peak	15.6	Pass
NVNT	ac80	5775	Ant1	5855	-52.27	2.18	0.45	-49.64	Average	15.6	Pass
NVNT	ac80	5775	Ant1	5875	-47.4	2.18	-	-45.22	Peak	10	Pass
NVNT	ac80	5775	Ant1	5875	-56.14	2.18	0.45	-53.51	Average	10	Pass
NVNT	ac80	5775	Ant1	5925	-49.1	2.18	-	-46.92	Peak	-27	Pass
NVNT	ac80	5775	Ant1	5925	-57.64	2.18	0.45	-55.01	Average	-27	Pass



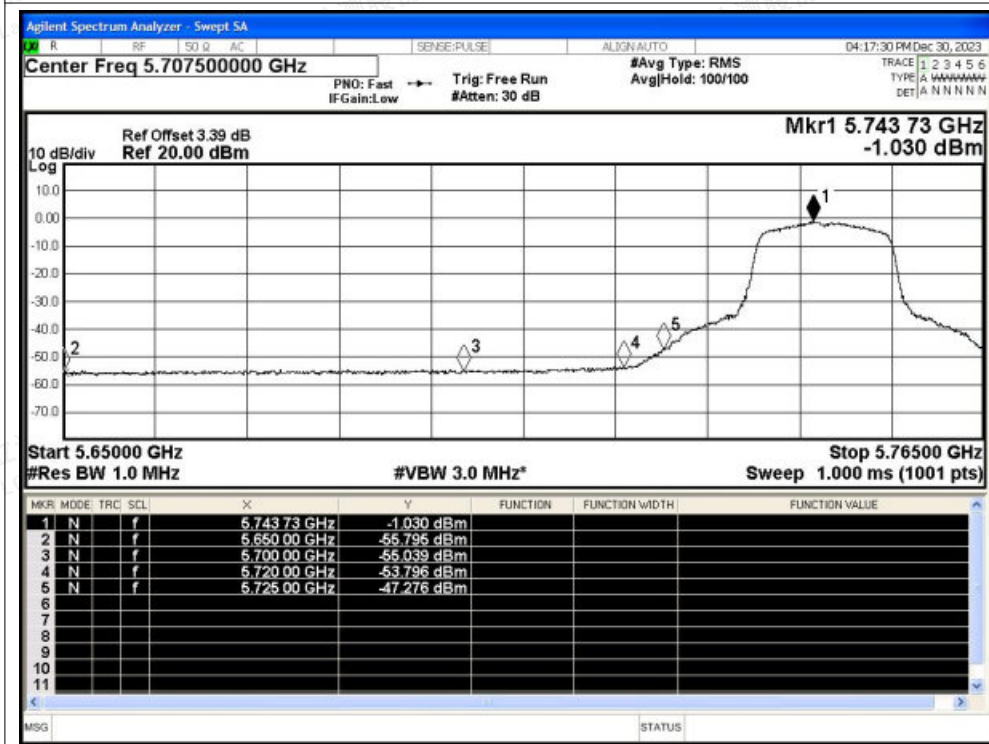


Test Graphs

Restrict Band NVNT a 5745MHz Ant1 Peak

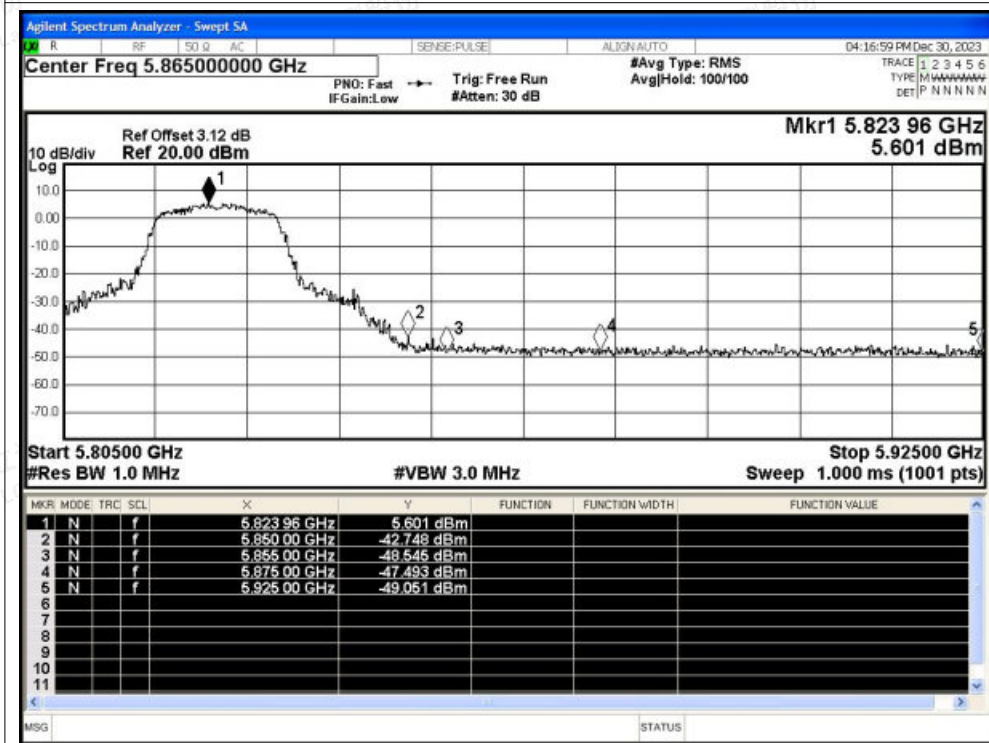


Restrict Band NVNT a 5745MHz Ant1 Average

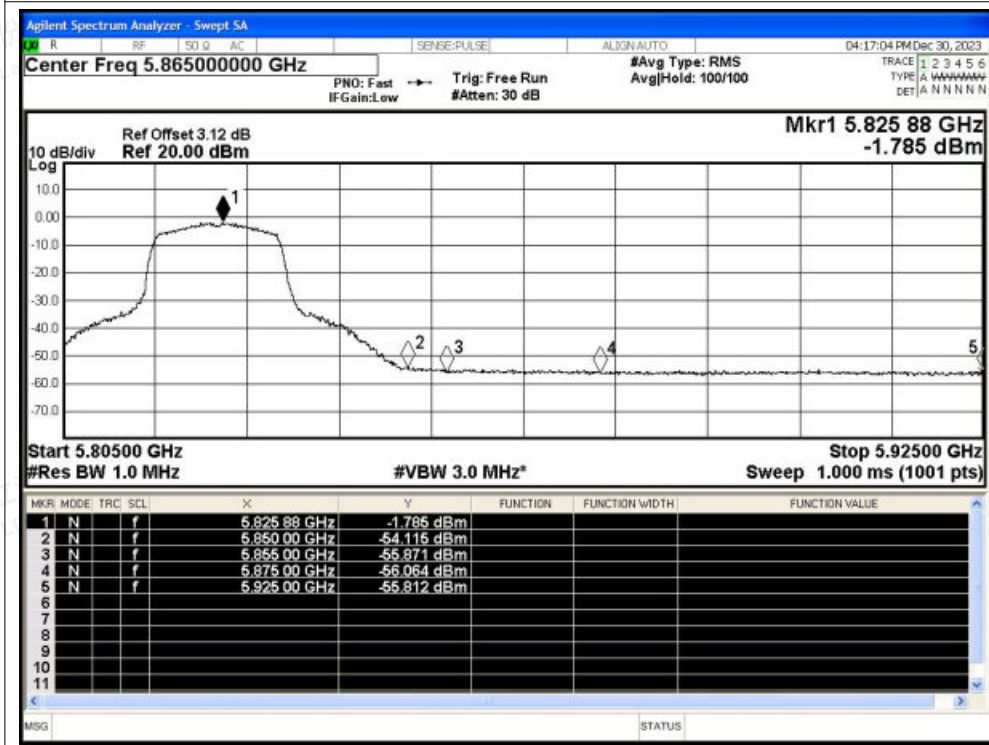




Restrict Band NVNT a 5825MHz Ant1 Peak

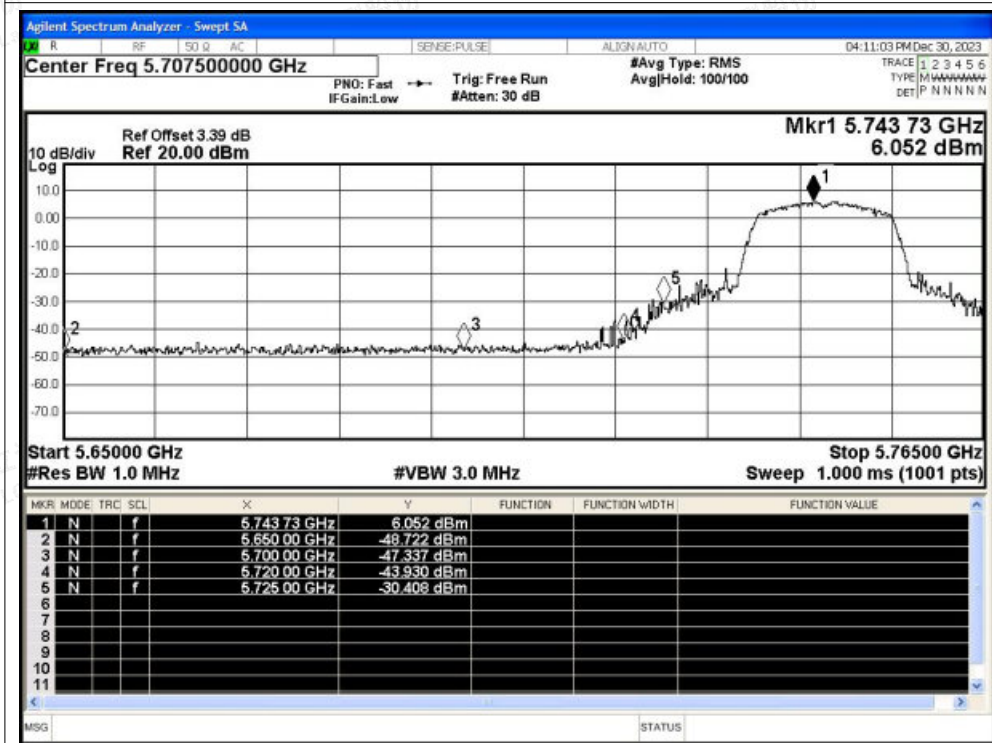


Restrict Band NVNT a 5825MHz Ant1 Average

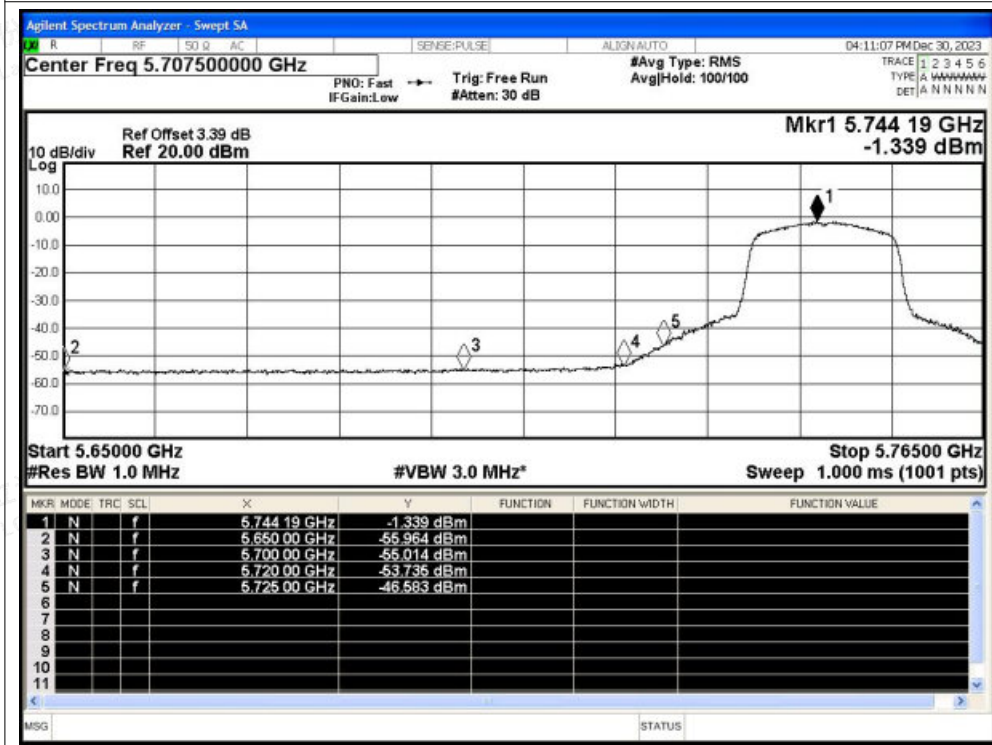




Restrict Band NVNT n20 5745MHz Ant1 Peak

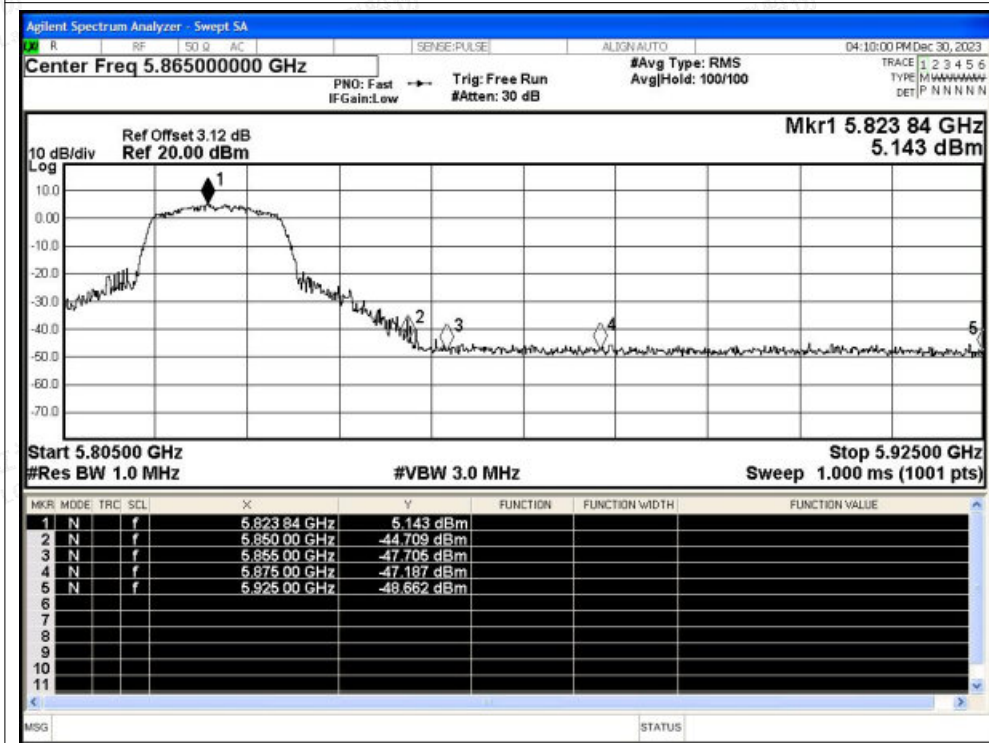


Restrict Band NVNT n20 5745MHz Ant1 Average

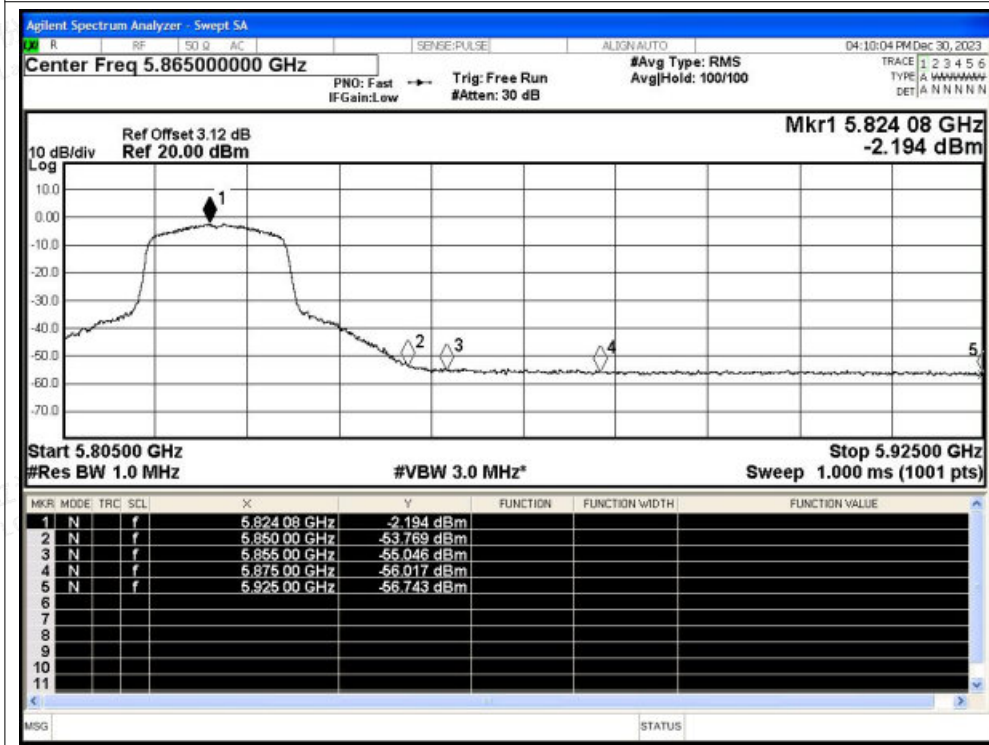




Restrict Band NVNT n20 5825MHz Ant1 Peak

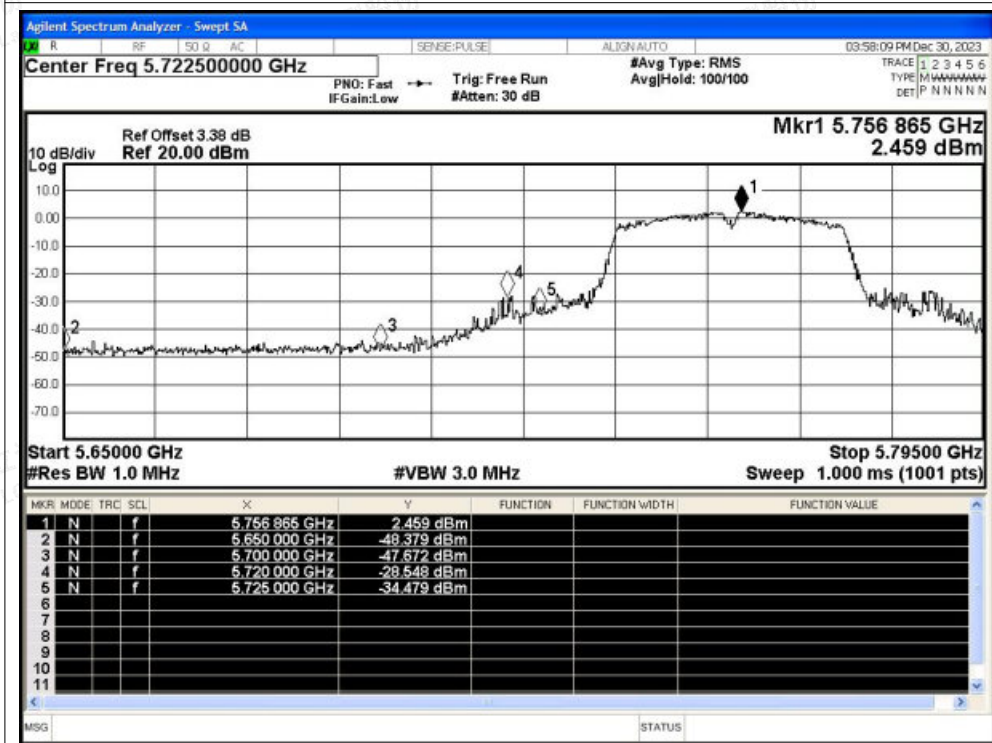


Restrict Band NVNT n20 5825MHz Ant1 Average

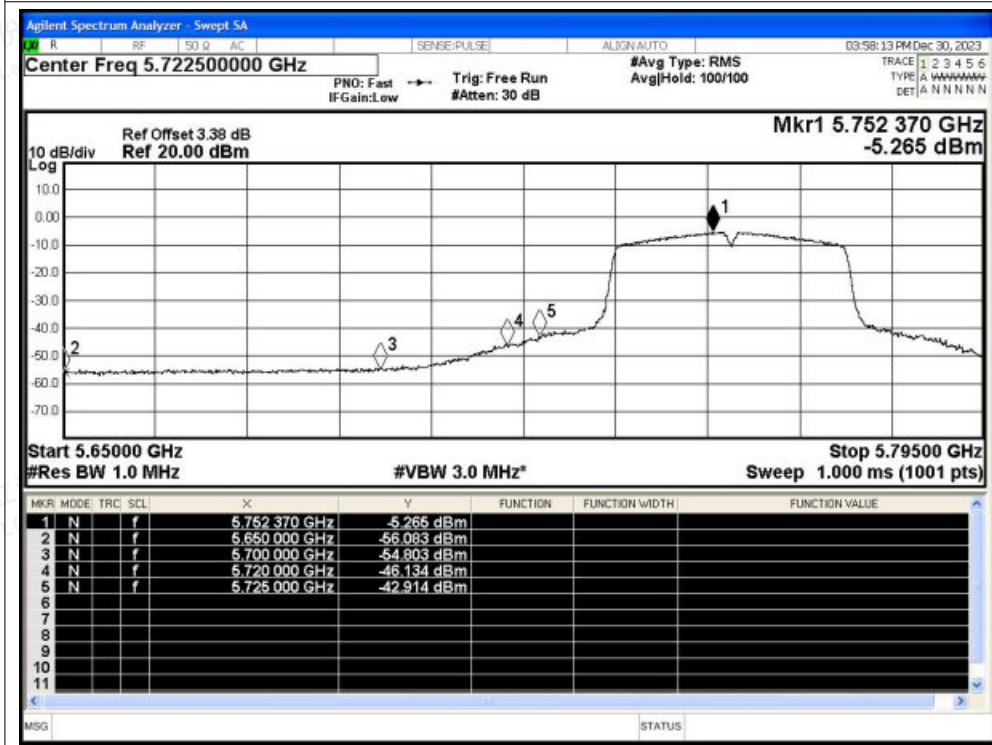




Restrict Band NVNT n40 5755MHz Ant1 Peak

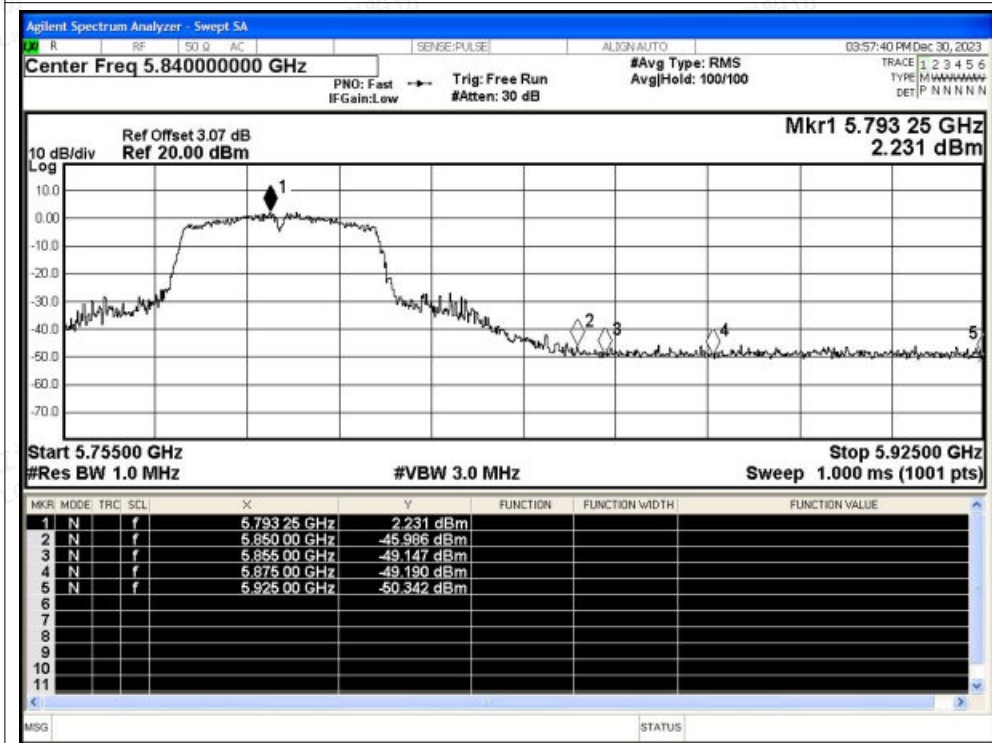


Restrict Band NVNT n40 5755MHz Ant1 Average

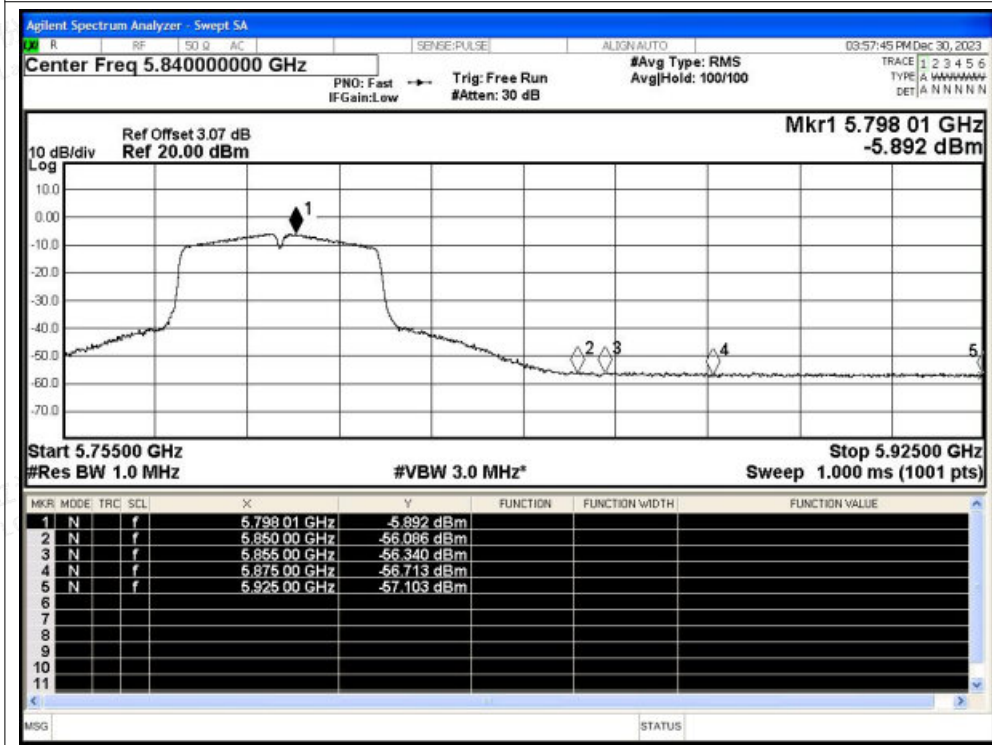




Restrict Band NVNT n40 5795MHz Ant1 Peak

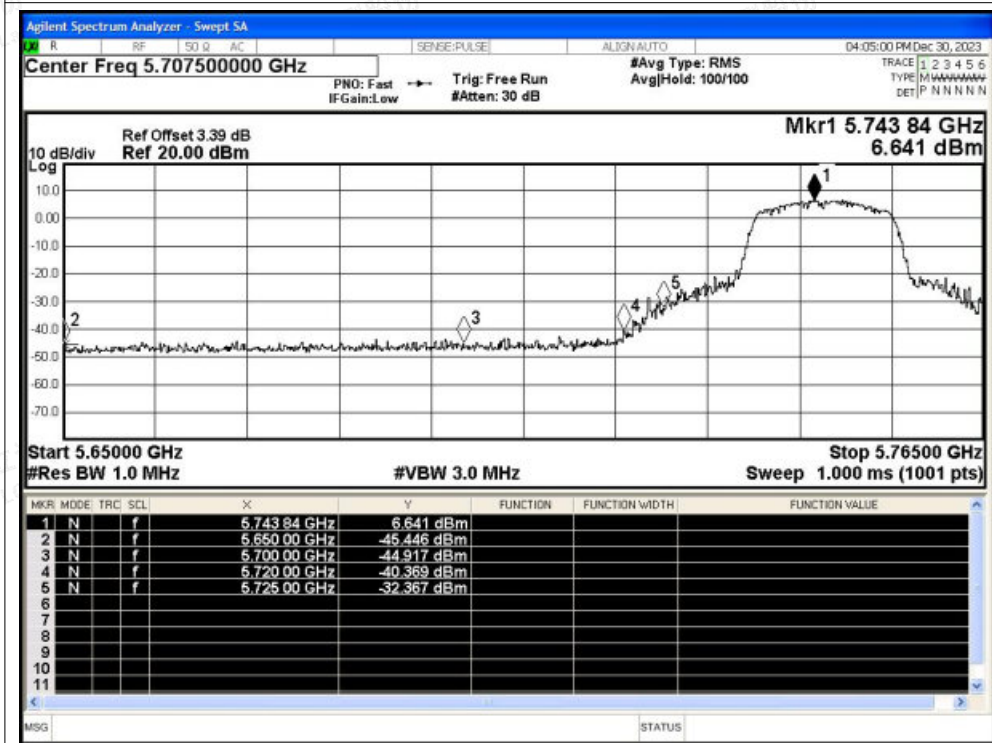


Restrict Band NVNT n40 5795MHz Ant1 Average

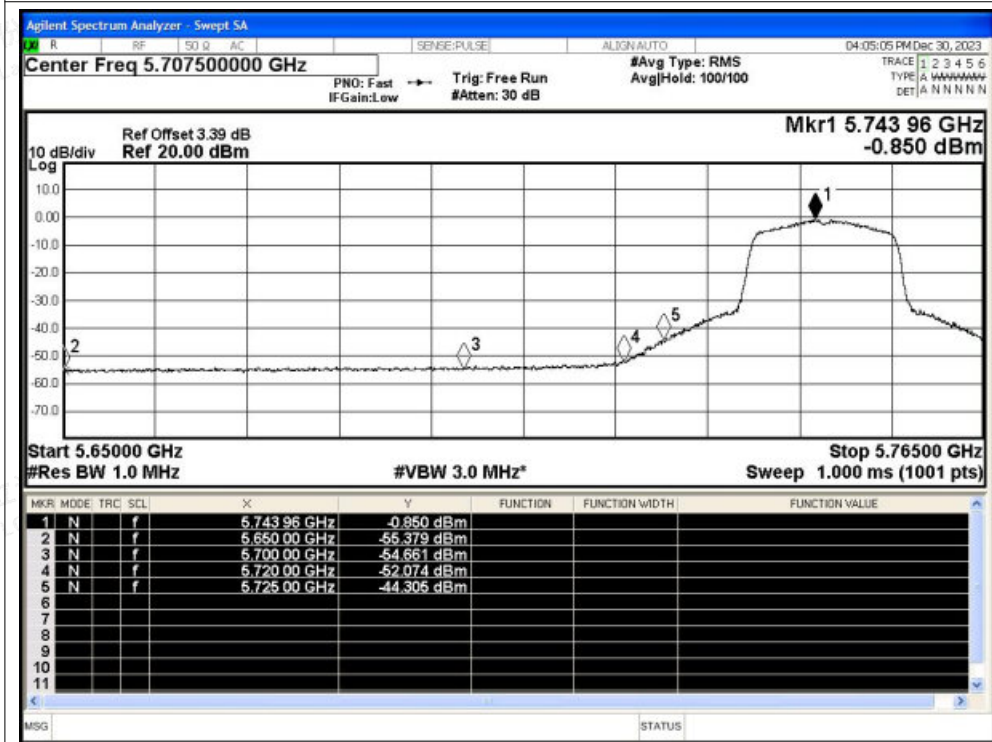




Restrict Band NVNT ac20 5745MHz Ant1 Peak

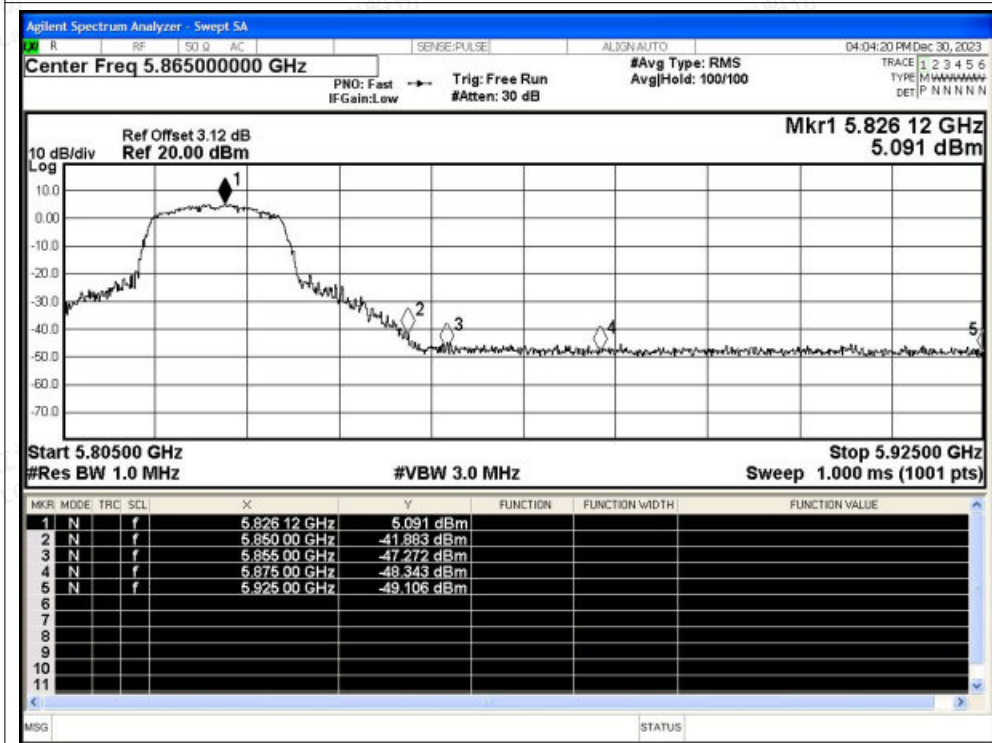


Restrict Band NVNT ac20 5745MHz Ant1 Average

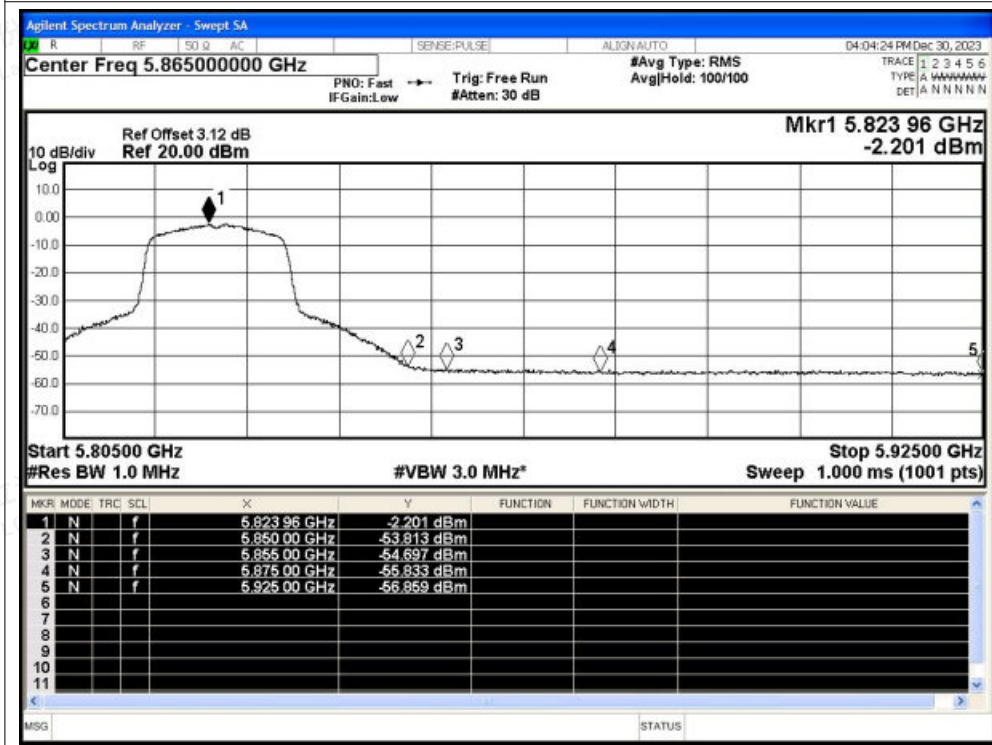




Restrict Band NVNT ac20 5825MHz Ant1 Peak

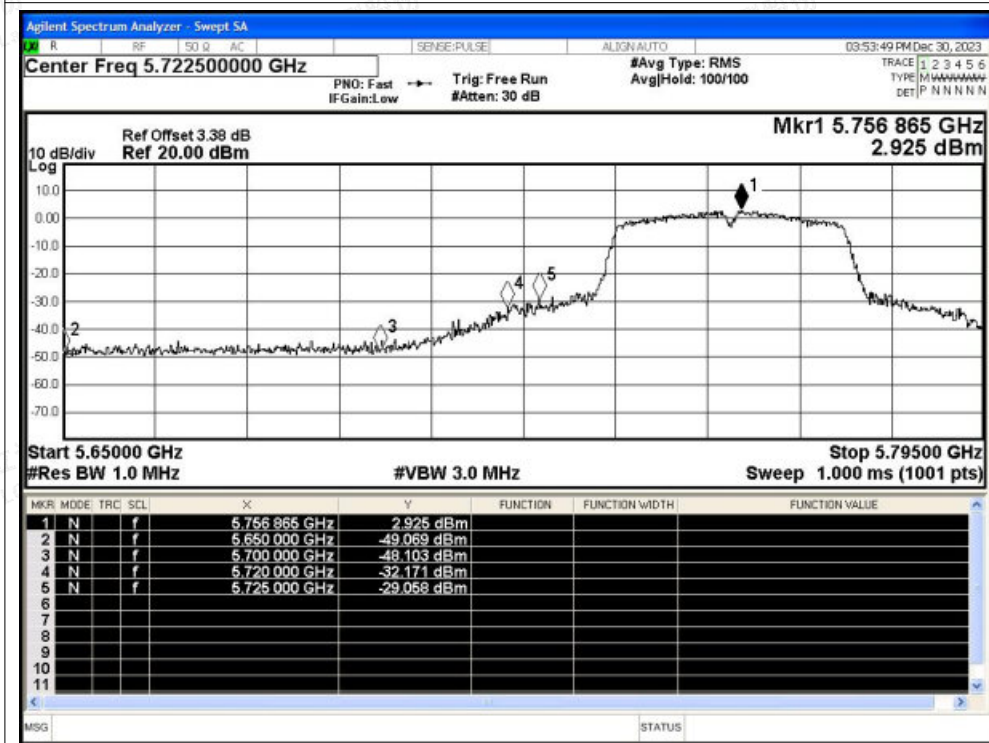


Restrict Band NVNT ac20 5825MHz Ant1 Average

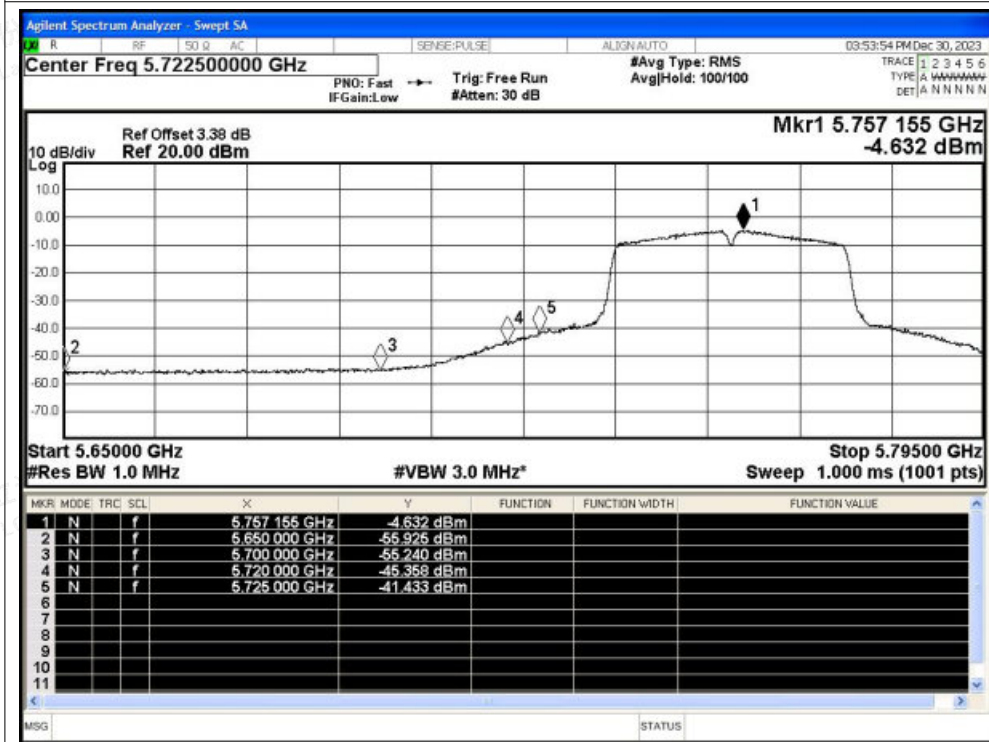




Restrict Band NVNT ac40 5755MHz Ant1 Peak

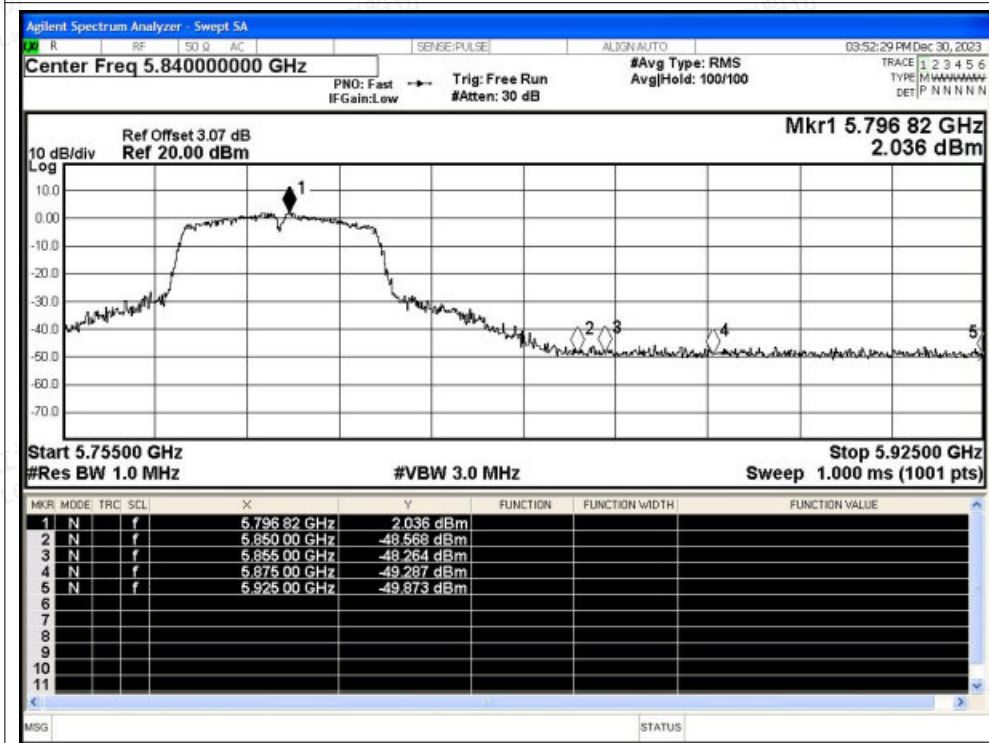


Restrict Band NVNT ac40 5755MHz Ant1 Average

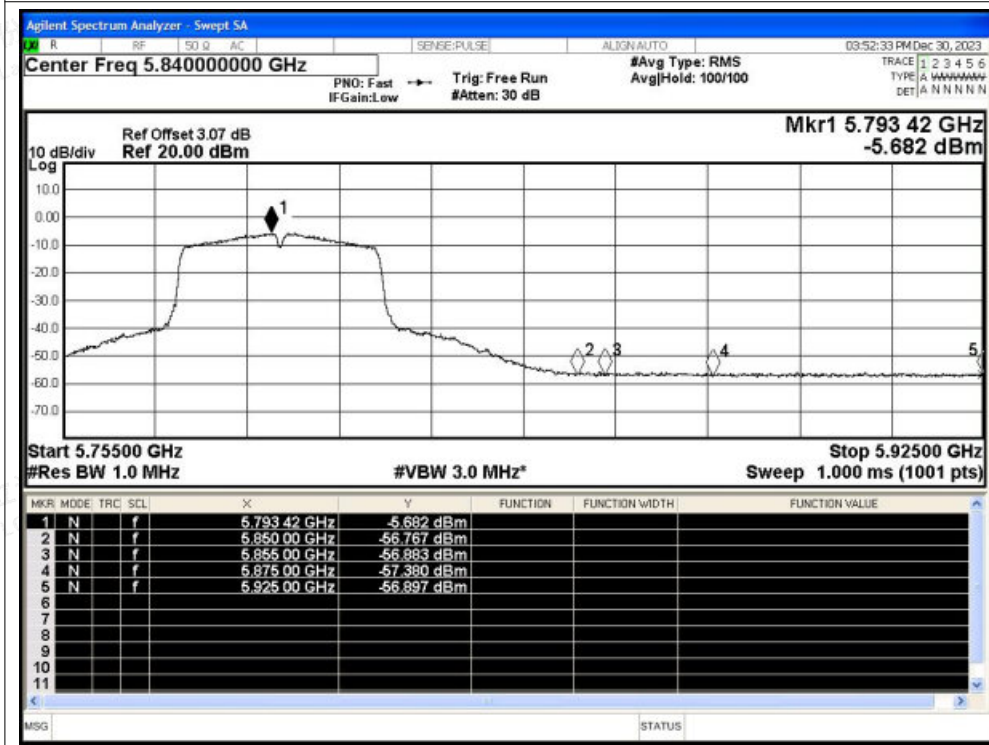




Restrict Band NVNT ac40 5795MHz Ant1 Peak

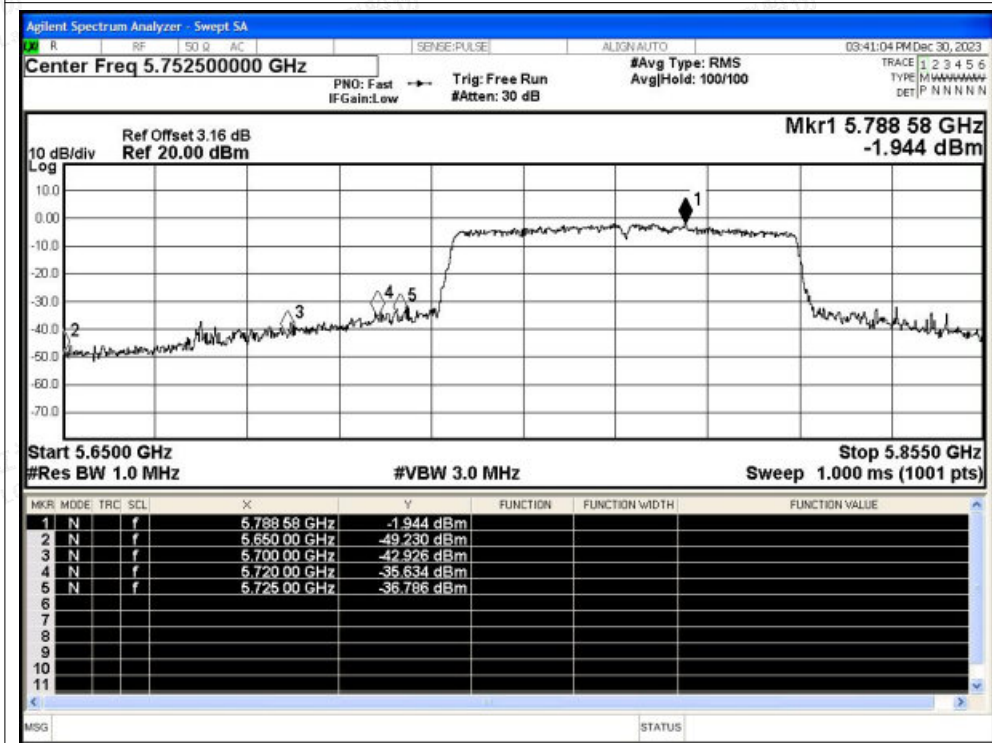


Restrict Band NVNT ac40 5795MHz Ant1 Average

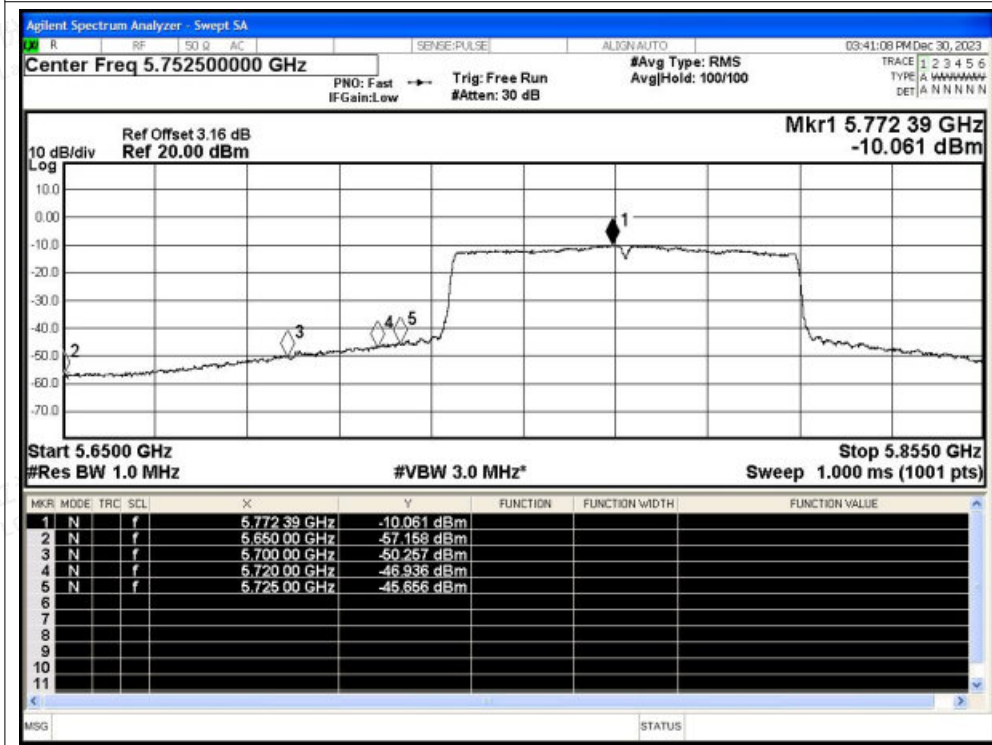




Restrict Band NVNT ac80 5775MHz Ant1 Peak

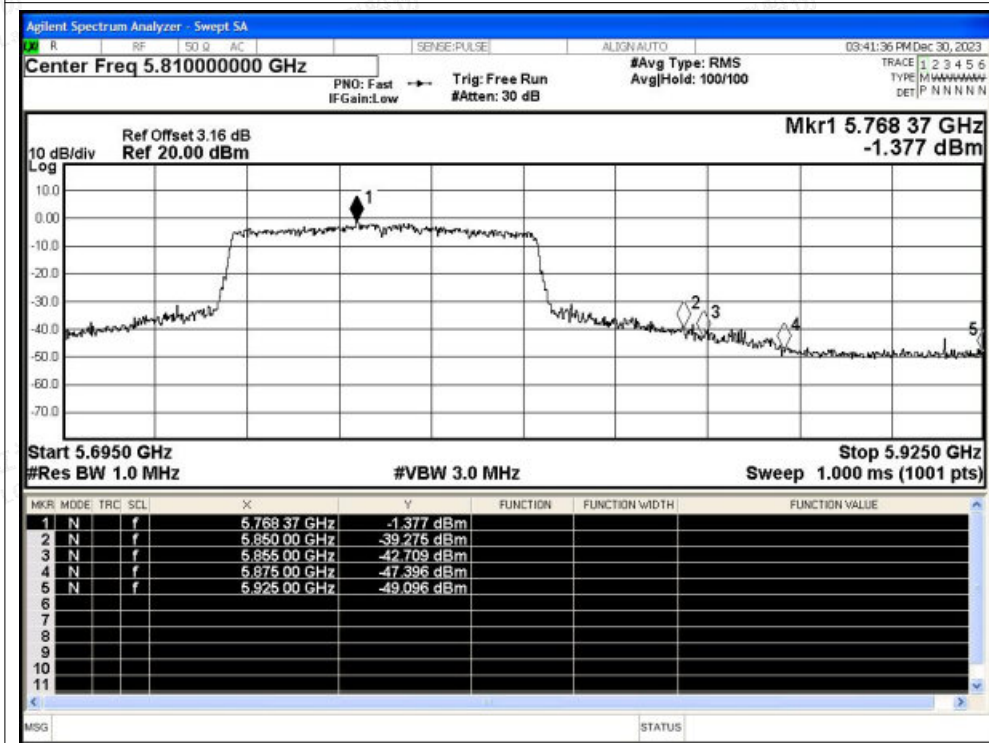


Restrict Band NVNT ac80 5775MHz Ant1 Average

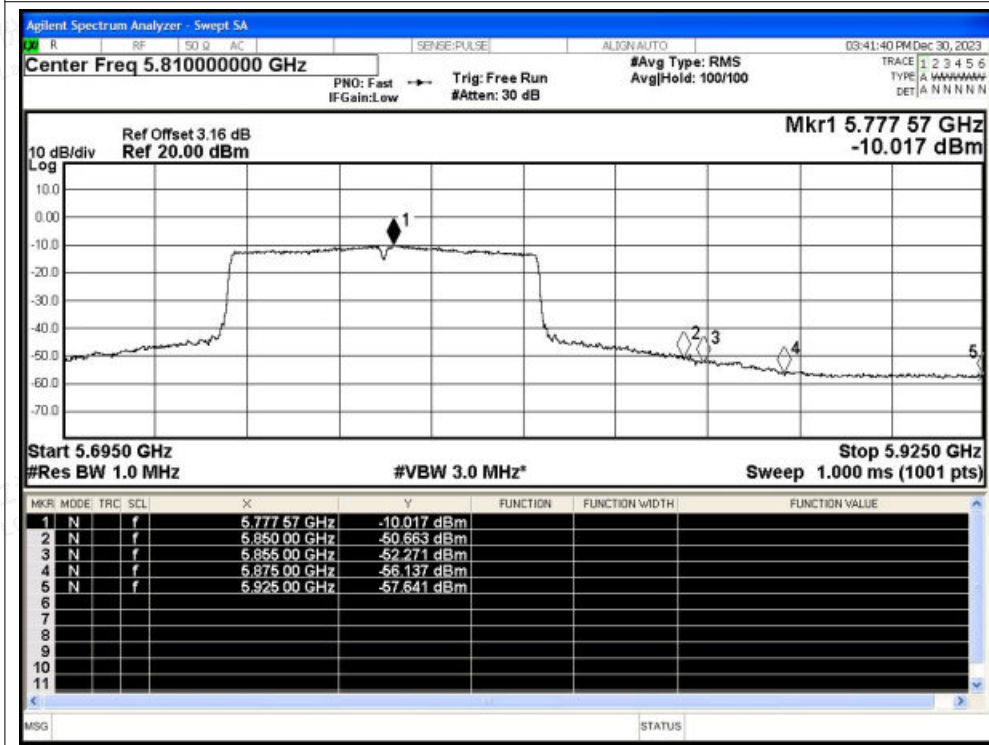




Restrict Band NVNT ac80 5775MHz Ant1 Peak



Restrict Band NVNT ac80 5775MHz Ant1 Average





MIMO

Condition	Mode	Frequency (MHz)	ANT0 Power (dBm)	ANT1 Power (dBm)	Gain (dBi)	EIRP Power (dBm)	Detector	Limit (dBm)	Verdict
NVNT	n20	5745	-47.95	-48.72	5.19	-40.12	Peak	-27	Pass
NVNT	n20	5745	-55.21	-55.96	5.19	-47.37	Average	-27	Pass
NVNT	n20	5745	-46.93	-47.34	5.19	-38.93	Peak	10	Pass
NVNT	n20	5745	-54.19	-55.01	5.19	-46.38	Average	10	Pass
NVNT	n20	5745	-34.77	-43.93	5.19	-29.08	Peak	15.6	Pass
NVNT	n20	5745	-52.41	-53.74	5.19	-44.82	Average	15.6	Pass
NVNT	n20	5745	-34.99	-30.41	5.19	-23.92	Peak	27	Pass
NVNT	n20	5745	-43.88	-46.58	5.19	-36.82	Average	27	Pass
NVNT	n20	5825	-40.05	-44.71	5.19	-33.58	Peak	27	Pass
NVNT	n20	5825	-53.13	-53.77	5.19	-45.24	Average	27	Pass
NVNT	n20	5825	-47.22	-47.71	5.19	-39.26	Peak	15.6	Pass
NVNT	n20	5825	-55.16	-55.05	5.19	-46.9	Average	15.6	Pass
NVNT	n20	5825	-48.45	-47.19	5.19	-39.57	Peak	10	Pass
NVNT	n20	5825	-56.09	-56.02	5.19	-47.85	Average	10	Pass
NVNT	n20	5825	-48.29	-48.66	5.19	-40.27	Peak	-27	Pass
NVNT	n20	5825	-56.33	-56.74	5.19	-48.33	Average	-27	Pass
NVNT	n40	5755	-48.01	-48.38	5.19	-39.99	Peak	-27	Pass
NVNT	n40	5755	-55.89	-56.08	5.19	-47.78	Average	-27	Pass
NVNT	n40	5755	-46.76	-47.67	5.19	-38.99	Peak	10	Pass
NVNT	n40	5755	-55.03	-54.8	5.19	-46.71	Average	10	Pass
NVNT	n40	5755	-28.14	-28.55	5.19	-20.14	Peak	15.6	Pass
NVNT	n40	5755	-45.87	-46.13	5.19	-37.8	Average	15.6	Pass
NVNT	n40	5755	-33.93	-34.48	5.19	-26	Peak	27	Pass
NVNT	n40	5755	-42.57	-42.91	5.19	-34.54	Average	27	Pass
NVNT	n40	5795	-48.42	-45.99	5.19	-38.84	Peak	27	Pass
NVNT	n40	5795	-56.38	-56.09	5.19	-48.03	Average	27	Pass
NVNT	n40	5795	-46.73	-49.15	5.19	-39.57	Peak	15.6	Pass
NVNT	n40	5795	-56.37	-56.34	5.19	-48.15	Average	15.6	Pass
NVNT	n40	5795	-48	-49.19	5.19	-40.35	Peak	10	Pass
NVNT	n40	5795	-56.72	-56.71	5.19	-48.51	Average	10	Pass
NVNT	n40	5795	-48.52	-50.34	5.19	-41.14	Peak	-27	Pass
NVNT	n40	5795	-57.19	-57.1	5.19	-48.94	Average	-27	Pass
NVNT	ac20	5745	-47.95	-45.45	5.19	-38.32	Peak	-27	Pass
NVNT	ac20	5745	-55.76	-55.38	5.19	-47.37	Average	-27	Pass
NVNT	ac20	5745	-46.34	-44.92	5.19	-37.37	Peak	10	Pass
NVNT	ac20	5745	-55.24	-54.66	5.19	-46.74	Average	10	Pass
NVNT	ac20	5745	-43.49	-40.37	5.19	-33.46	Peak	15.6	Pass
NVNT	ac20	5745	-52.48	-52.07	5.19	-44.07	Average	15.6	Pass
NVNT	ac20	5745	-35.28	-32.37	5.19	-25.39	Peak	27	Pass





NVNT	ac20	5745	-46.51	-44.31	5.19	-37.07	Average	27	Pass
NVNT	ac20	5825	-45.77	-41.88	5.19	-35.2	Peak	27	Pass
NVNT	ac20	5825	-53.44	-53.81	5.19	-45.42	Average	27	Pass
NVNT	ac20	5825	-47.85	-47.27	5.19	-39.35	Peak	15.6	Pass
NVNT	ac20	5825	-55.37	-54.7	5.19	-46.82	Average	15.6	Pass
NVNT	ac20	5825	-47.94	-48.34	5.19	-39.94	Peak	10	Pass
NVNT	ac20	5825	-55.73	-55.83	5.19	-47.58	Average	10	Pass
NVNT	ac20	5825	-49.42	-49.11	5.19	-41.06	Peak	-27	Pass
NVNT	ac20	5825	-55.89	-56.86	5.19	-48.15	Average	-27	Pass
NVNT	ac40	5755	-48.4	-49.07	5.19	-40.52	Peak	-27	Pass
NVNT	ac40	5755	-55.69	-55.93	5.19	-47.61	Average	-27	Pass
NVNT	ac40	5755	-46.99	-48.1	5.19	-39.31	Peak	10	Pass
NVNT	ac40	5755	-54.88	-55.24	5.19	-46.86	Average	10	Pass
NVNT	ac40	5755	-33.43	-32.17	5.19	-24.55	Peak	15.6	Pass
NVNT	ac40	5755	-45.69	-45.36	5.19	-37.32	Average	15.6	Pass
NVNT	ac40	5755	-31.67	-29.06	5.19	-21.97	Peak	27	Pass
NVNT	ac40	5755	-41.6	-41.43	5.19	-33.31	Average	27	Pass
NVNT	ac40	5795	-48.55	-48.57	5.19	-40.36	Peak	27	Pass
NVNT	ac40	5795	-56.75	-56.77	5.19	-48.56	Average	27	Pass
NVNT	ac40	5795	-48.42	-48.26	5.19	-40.14	Peak	15.6	Pass
NVNT	ac40	5795	-56.6	-56.88	5.19	-48.54	Average	15.6	Pass
NVNT	ac40	5795	-48.71	-49.29	5.19	-40.79	Peak	10	Pass
NVNT	ac40	5795	-57.04	-57.38	5.19	-49.01	Average	10	Pass
NVNT	ac40	5795	-49.01	-49.87	5.19	-41.22	Peak	-27	Pass
NVNT	ac40	5795	-56.94	-56.9	5.19	-48.72	Average	-27	Pass
NVNT	ac80	5775	-49.08	-49.23	5.19	-40.95	Peak	-27	Pass
NVNT	ac80	5775	-56.84	-57.16	5.19	-48.8	Average	-27	Pass
NVNT	ac80	5775	-41.68	-42.93	5.19	-34.06	Peak	10	Pass
NVNT	ac80	5775	-50.44	-50.26	5.19	-42.15	Average	10	Pass
NVNT	ac80	5775	-35.52	-35.63	5.19	-27.37	Peak	15.6	Pass
NVNT	ac80	5775	-47.14	-46.94	5.19	-38.84	Average	15.6	Pass
NVNT	ac80	5775	-36.35	-36.79	5.19	-28.36	Peak	27	Pass
NVNT	ac80	5775	-47.15	-45.66	5.19	-38.14	Average	27	Pass
NVNT	ac80	5775	-42.71	-39.28	5.19	-32.46	Peak	27	Pass
NVNT	ac80	5775	-51.47	-50.66	5.19	-42.85	Average	27	Pass
NVNT	ac80	5775	-43.9	-42.71	5.19	-35.06	Peak	15.6	Pass
NVNT	ac80	5775	-52.89	-52.27	5.19	-44.37	Average	15.6	Pass
NVNT	ac80	5775	-47.98	-47.4	5.19	-39.48	Peak	10	Pass
NVNT	ac80	5775	-56.35	-56.14	5.19	-48.04	Average	10	Pass
NVNT	ac80	5775	-49.64	-49.1	5.19	-41.16	Peak	-27	Pass
NVNT	ac80	5775	-57.1	-57.64	5.19	-49.16	Average	-27	Pass





E.5 Frequency Stability

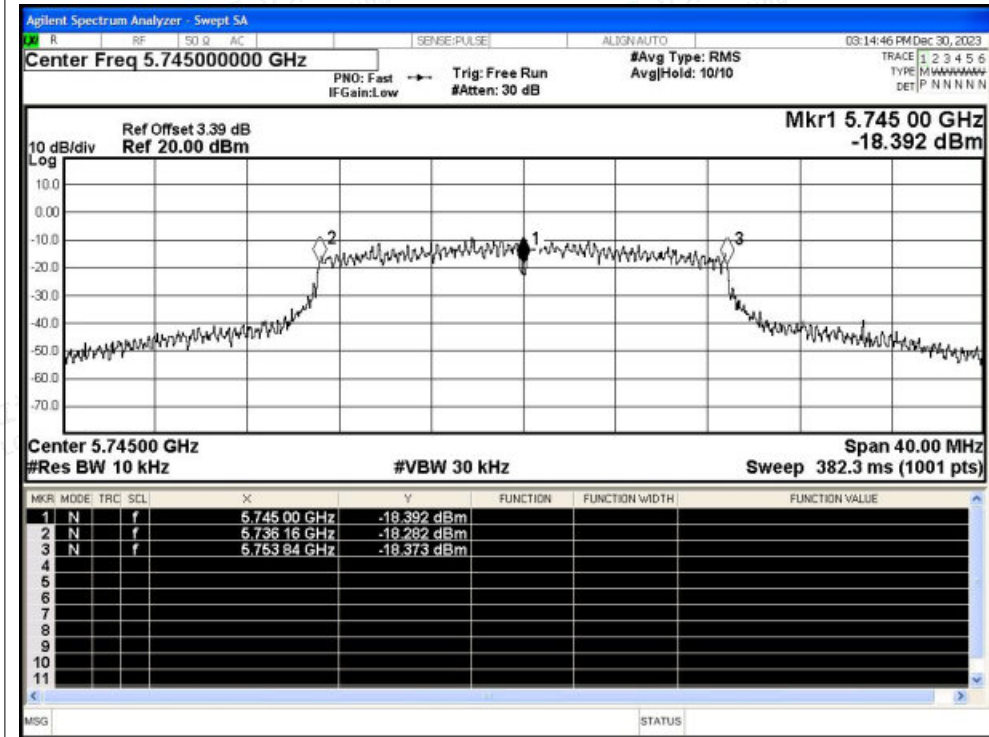
Condition	Mode	Frequency (MHz)	Antenna	Measured Frequency (MHz)	Frequency Error (Hz)	Deviation (ppm)	Limit (ppm)	Verdict
NVNT	ac20	5745	Ant0	5745	0	0	25	Pass
NVNT	ac20	5785	Ant0	5785	0	0	25	Pass
NVNT	ac20	5825	Ant0	5825	0	0	25	Pass
NVNT	ac40	5755	Ant0	5755	0	0	25	Pass
NVNT	ac40	5795	Ant0	5795	0	0	25	Pass
NVNT	ac80	5775	Ant0	5775	0	0	25	Pass



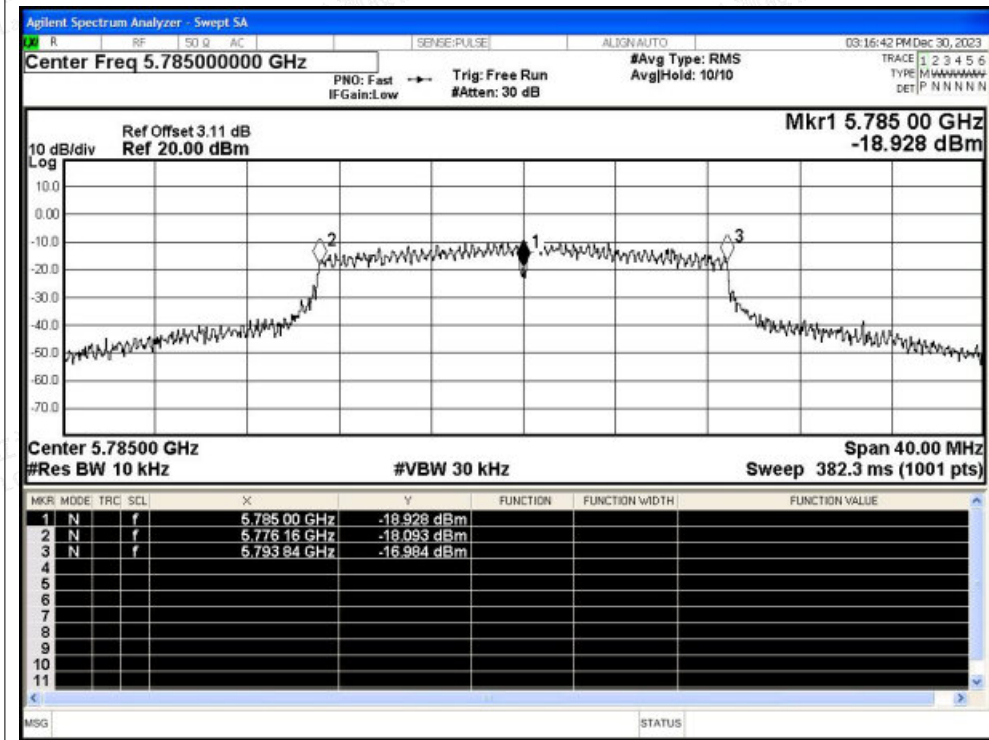


Test Graphs

Freq. Stability NVNT ac20 5745MHz Ant0

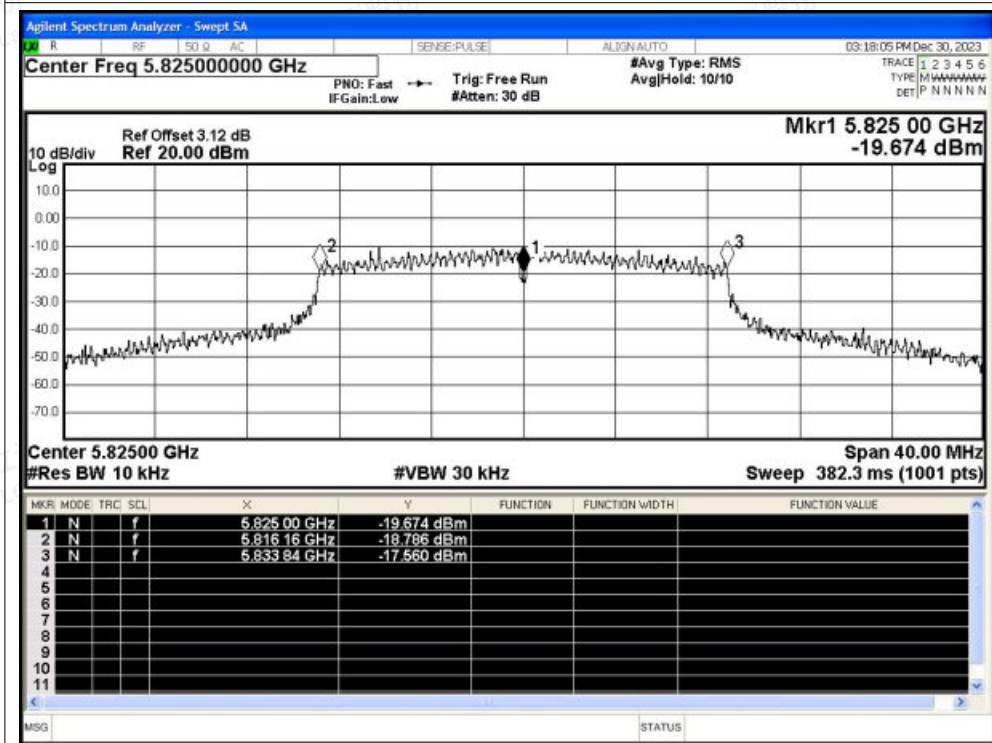


Freq. Stability NVNT ac20 5785MHz Ant0

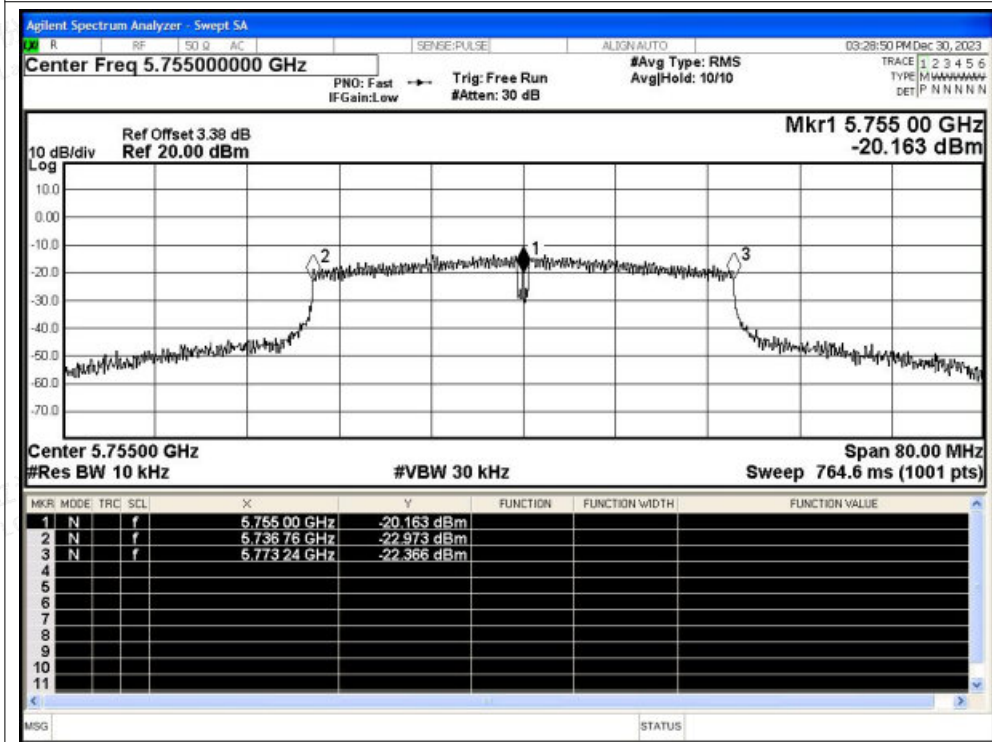




Freq. Stability NVNT ac20 5825MHz Ant0

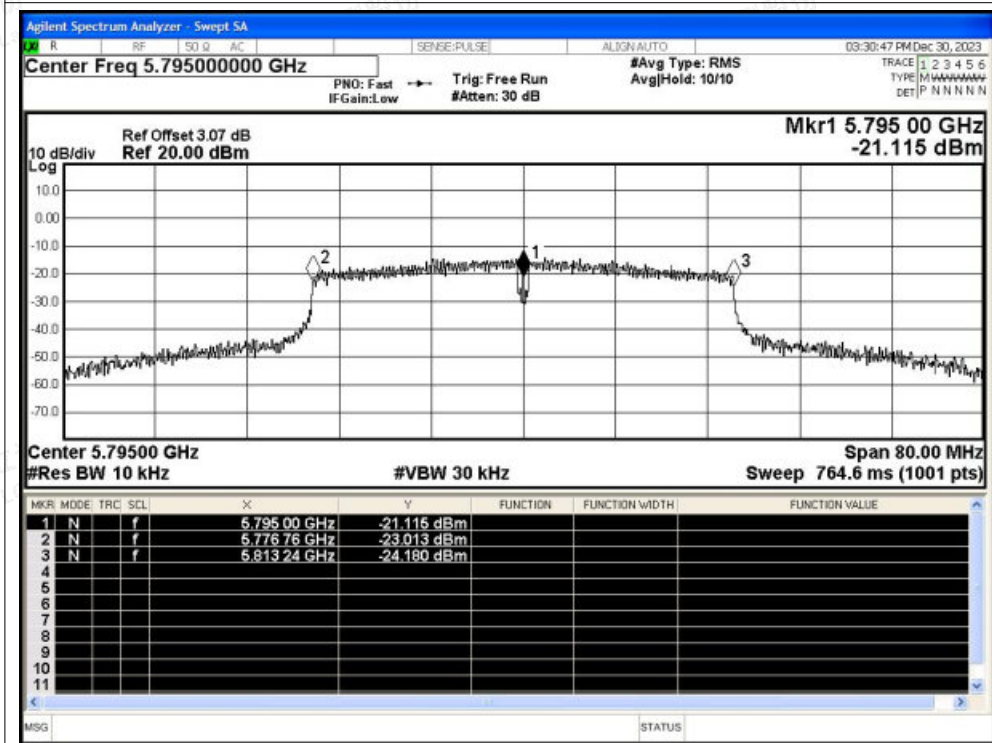


Freq. Stability NVNT ac40 5755MHz Ant0

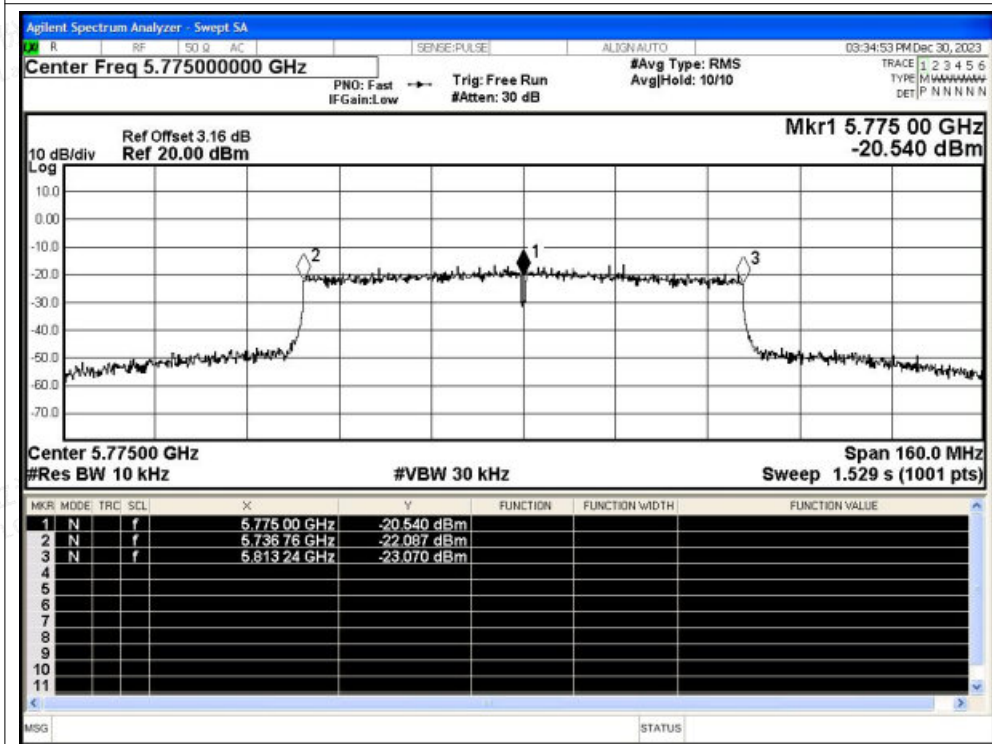




Freq. Stability NVNT ac40 5795MHz Ant0



Freq. Stability NVNT ac80 5775MHz Ant0





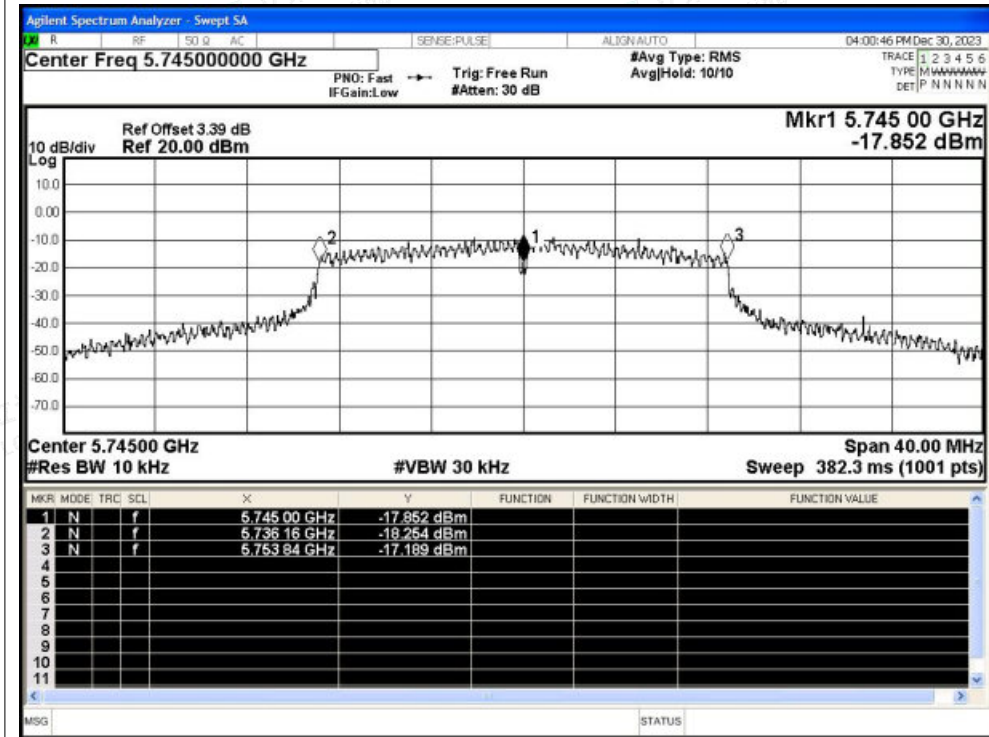
Condition	Mode	Frequency (MHz)	Antenna	Measured Frequency (MHz)	Frequency Error (Hz)	Deviation (ppm)	Limit (ppm)	Verdict
NVNT	ac20	5745	Ant1	5745	0	0	25	Pass
NVNT	ac20	5785	Ant1	5785	0	0	25	Pass
NVNT	ac20	5825	Ant1	5825.02	20000	3.43	25	Pass
NVNT	ac40	5755	Ant1	5755	0	0	25	Pass
NVNT	ac40	5795	Ant1	5795.04	40000	6.9	25	Pass
NVNT	ac80	5775	Ant1	5775	0	0	25	Pass



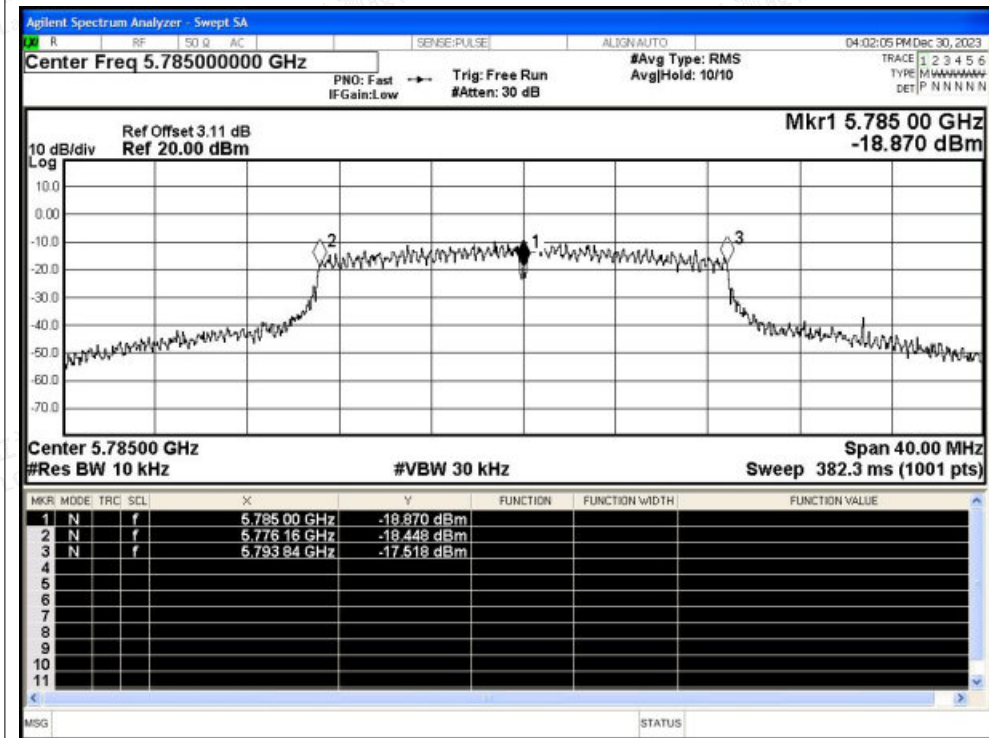


Test Graphs

Freq. Stability NVNT ac20 5745MHz Ant1

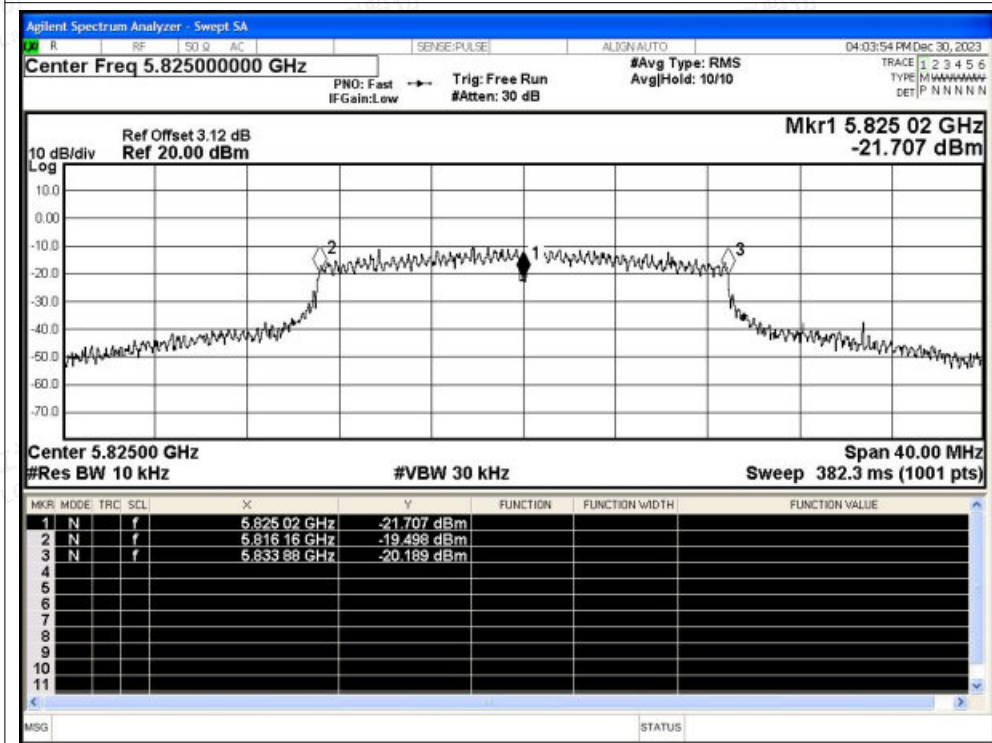


Freq. Stability NVNT ac20 5785MHz Ant1

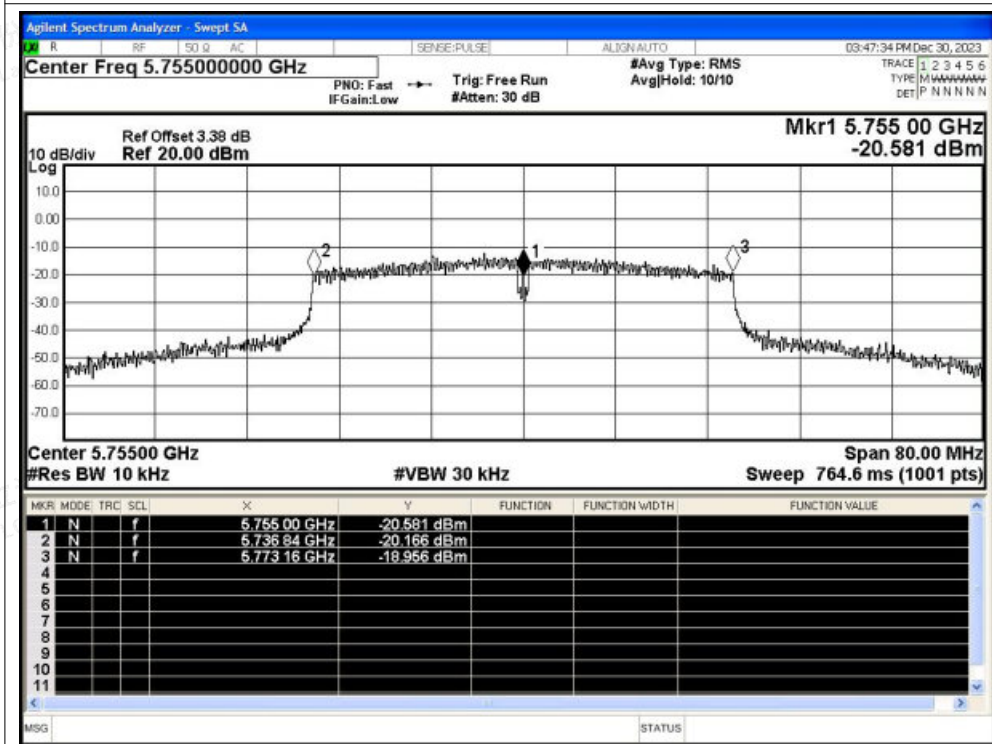




Freq. Stability NVNT ac20 5825MHz Ant1

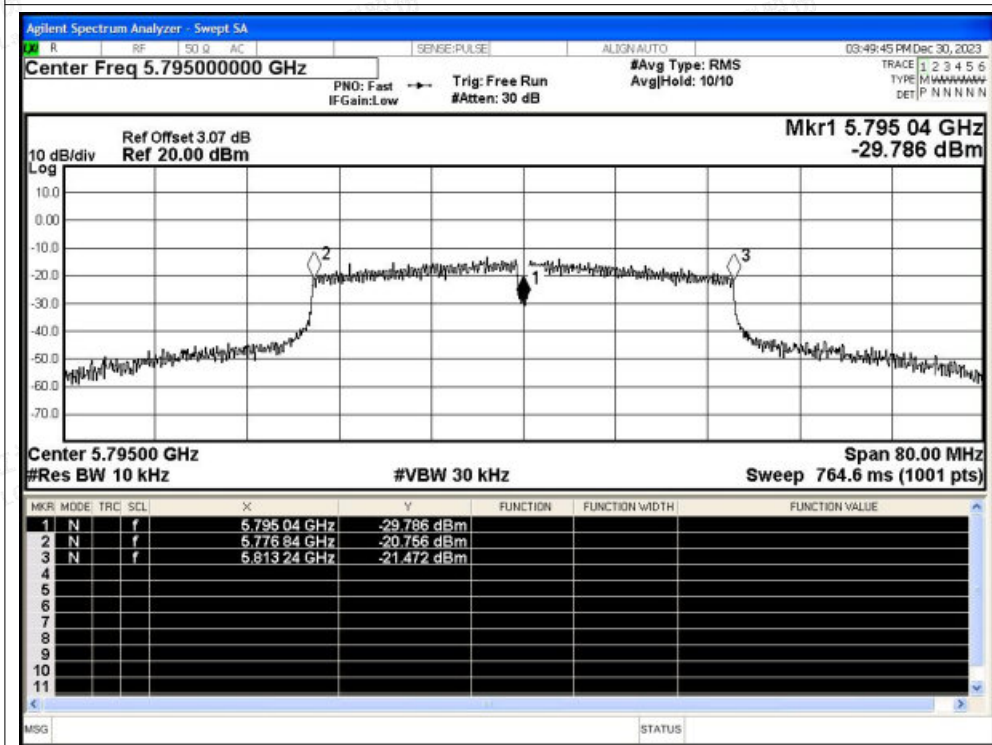


Freq. Stability NVNT ac40 5755MHz Ant1

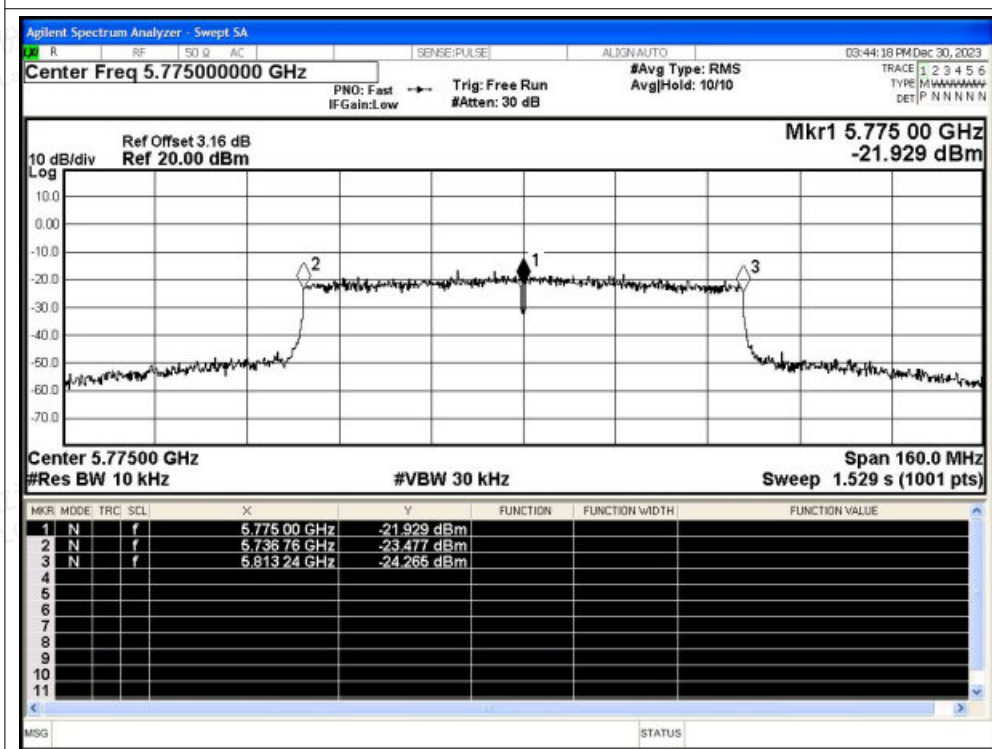




Freq. Stability NVNT ac40 5795MHz Ant1



Freq. Stability NVNT ac80 5775MHz Ant1





E.6 Duty Cycle

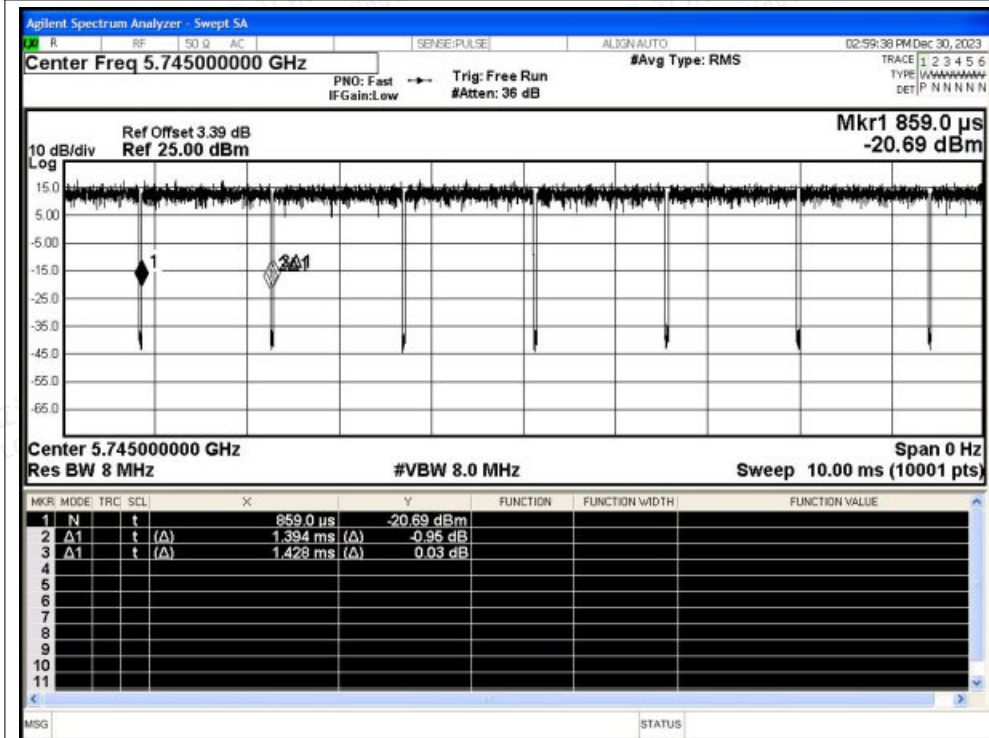
Condition	Mode	Frequency (MHz)	Antenna	Duty Cycle (%)	Correction Factor (dB)	1/T (kHz)
NVNT	a	5745	Ant0	97.62	0.1	0.72
NVNT	a	5785	Ant0	97.55	0.11	0.72
NVNT	a	5825	Ant0	97.55	0.11	0.72
NVNT	n20	5745	Ant0	97.36	0.12	0.78
NVNT	n20	5785	Ant0	97.36	0.12	0.78
NVNT	n20	5825	Ant0	97.36	0.12	0.78
NVNT	n40	5755	Ant0	94.79	0.23	1.57
NVNT	n40	5795	Ant0	94.79	0.23	1.57
NVNT	ac20	5745	Ant0	97.41	0.11	0.76
NVNT	ac20	5785	Ant0	97.4	0.11	0.76
NVNT	ac20	5825	Ant0	97.4	0.11	0.76
NVNT	ac40	5755	Ant0	94.91	0.23	1.53
NVNT	ac40	5795	Ant0	94.91	0.23	1.53
NVNT	ac80	5775	Ant0	90.25	0.45	3.09



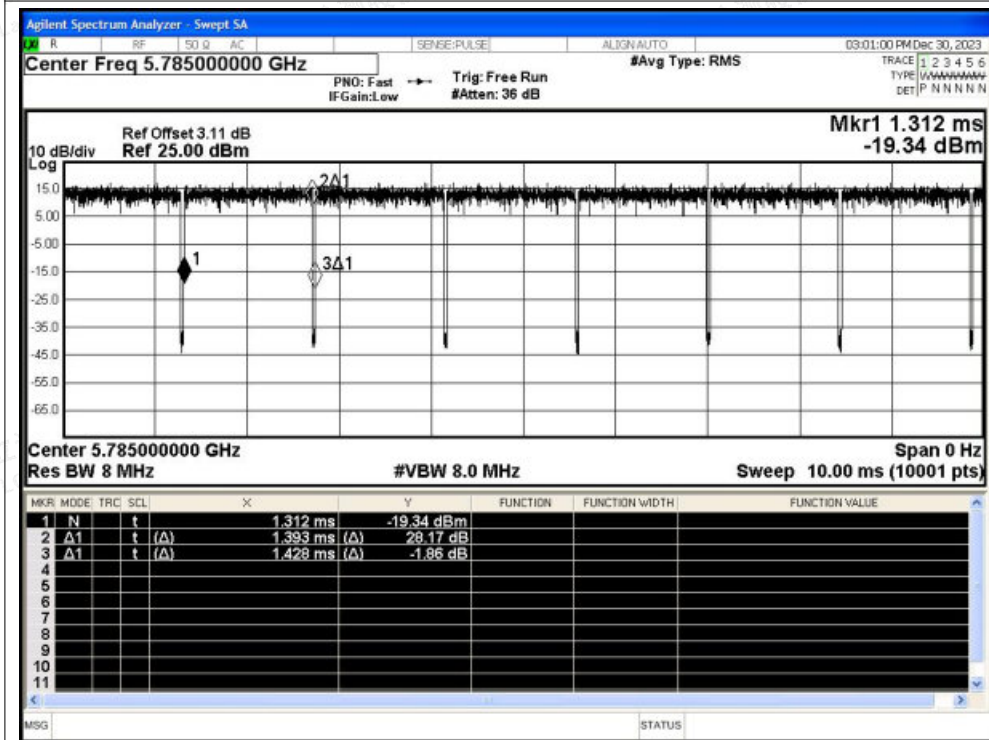


Test Graphs

Duty Cycle NVNT a 5745MHz Ant0

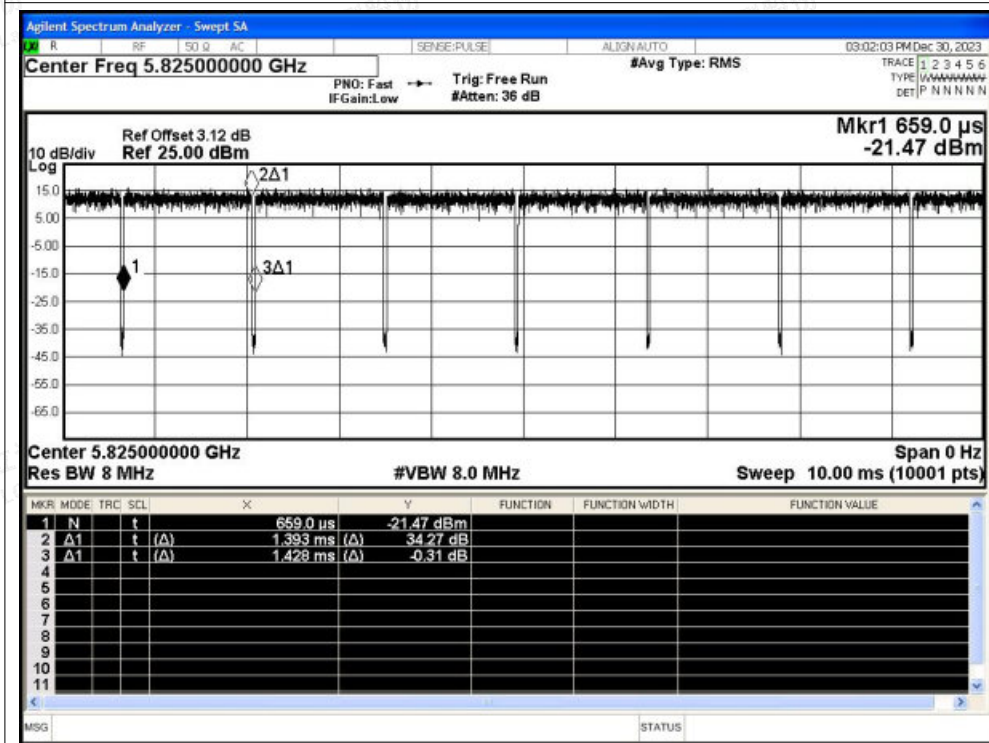


Duty Cycle NVNT a 5785MHz Ant0

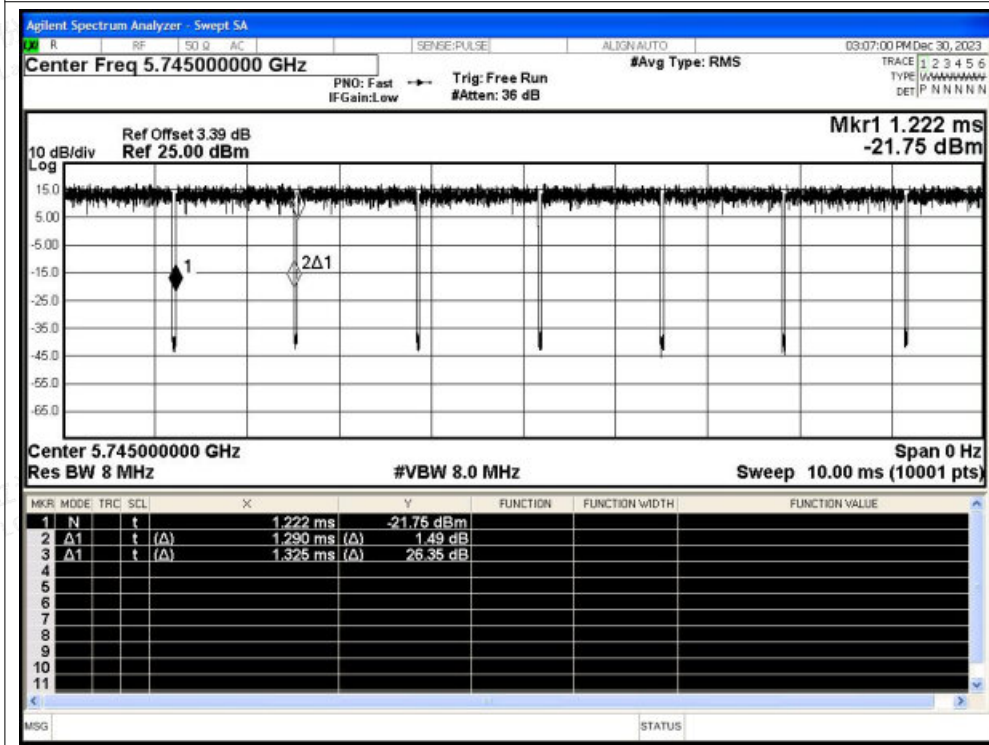




Duty Cycle NVNT a 5825MHz Ant0

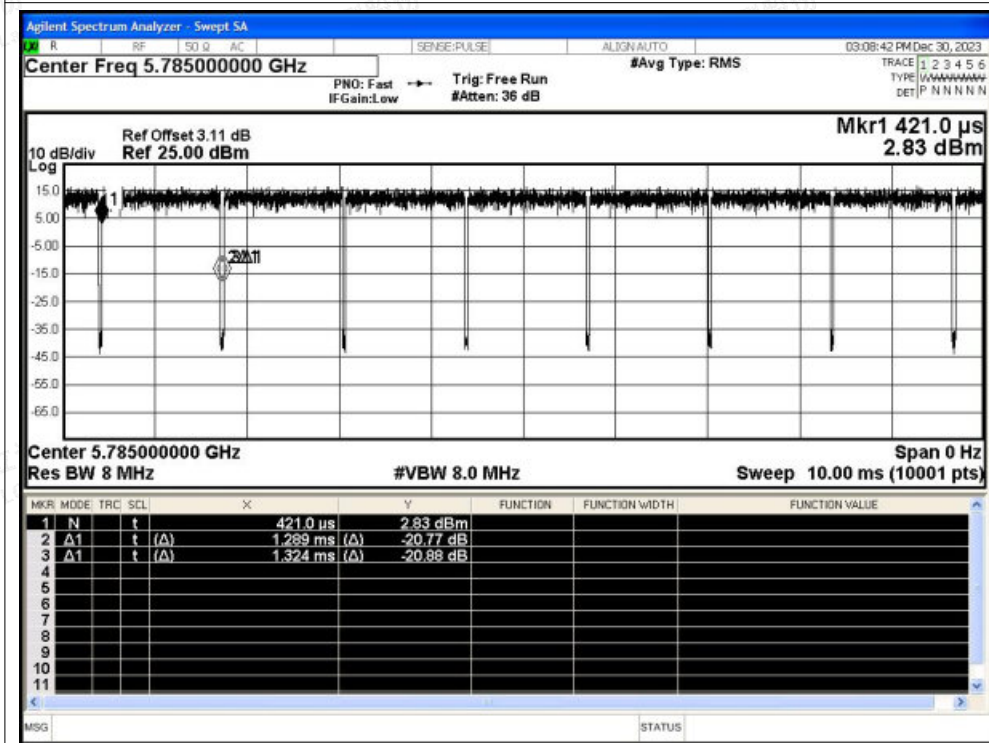


Duty Cycle NVNT n20 5745MHz Ant0

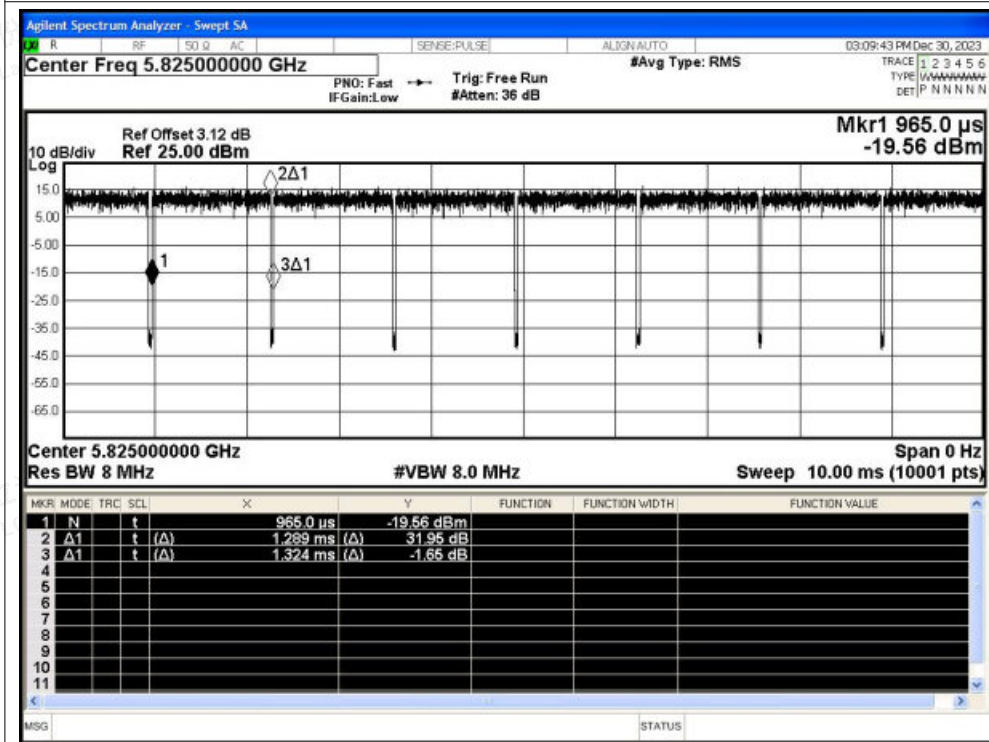




Duty Cycle NVNT n20 5785MHz Ant0

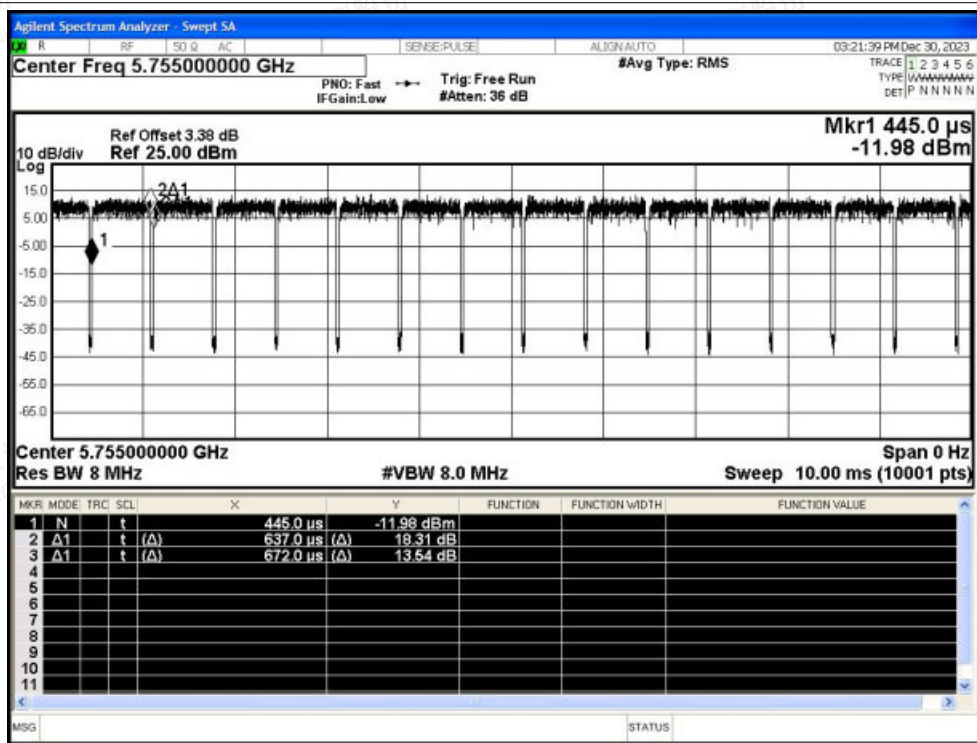


Duty Cycle NVNT n20 5825MHz Ant0

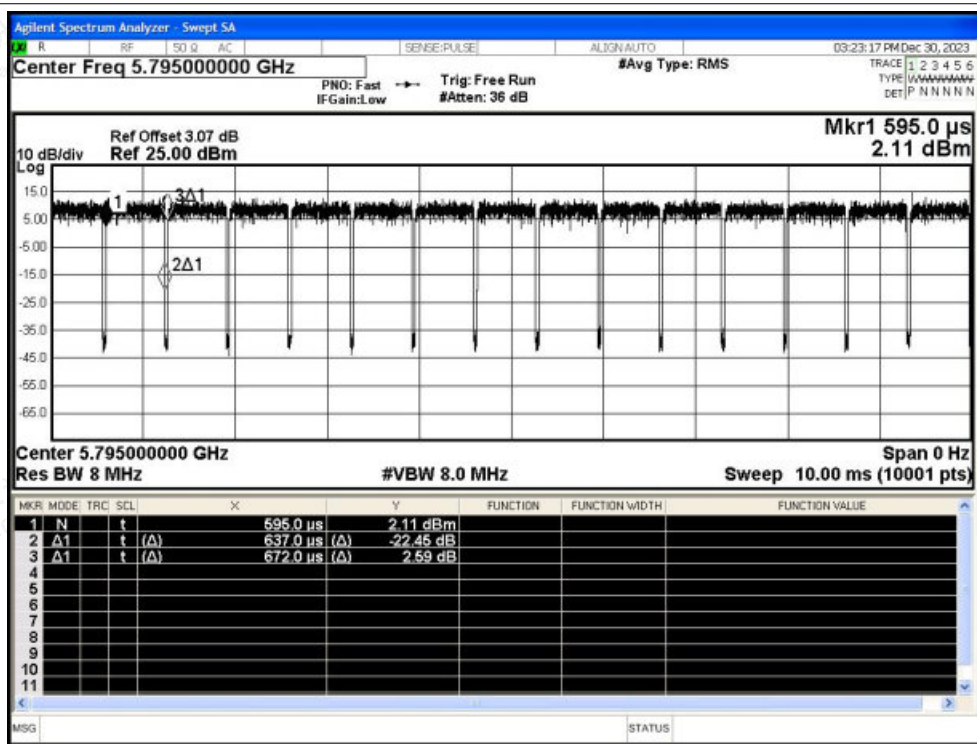




Duty Cycle NVNT n40 5755MHz Ant0

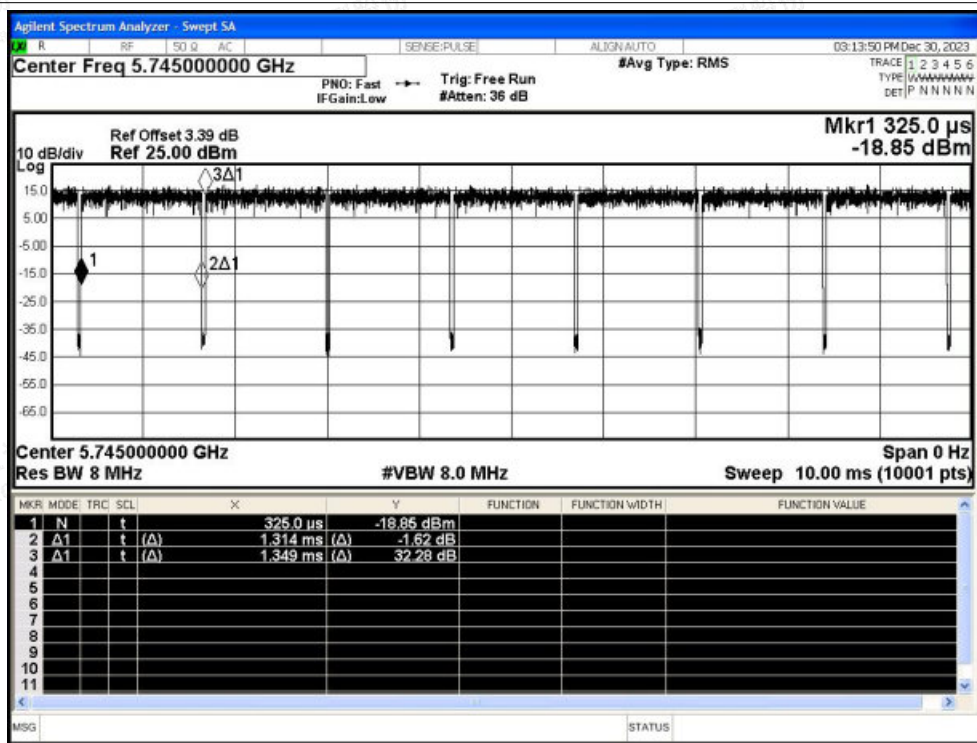


Duty Cycle NVNT n40 5795MHz Ant0

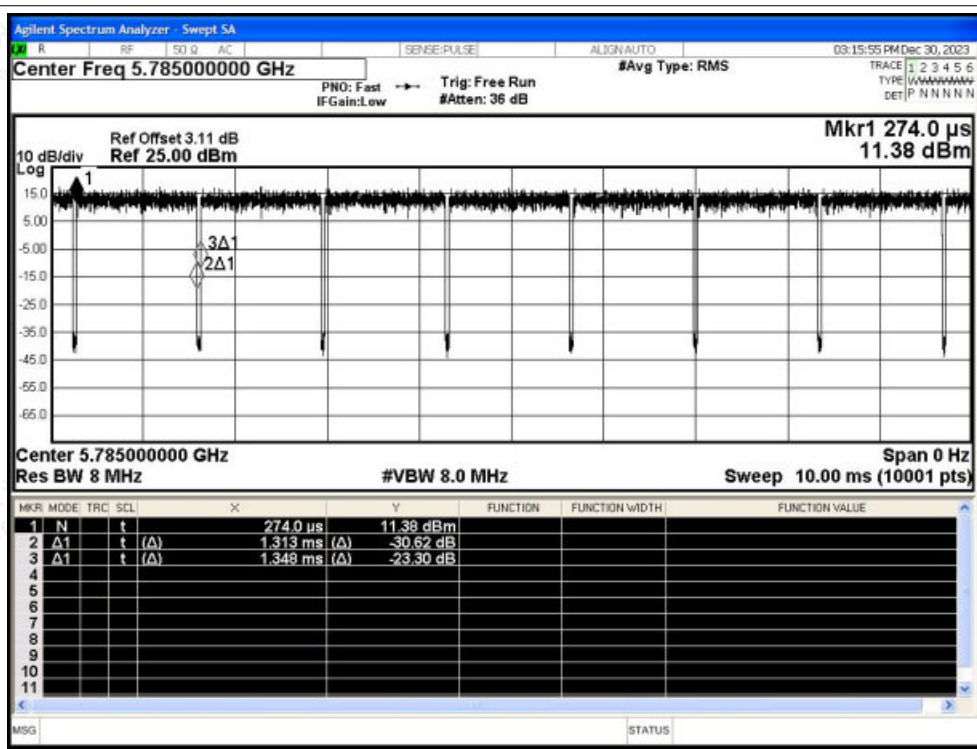




Duty Cycle NVNT ac20 5745MHz Ant0

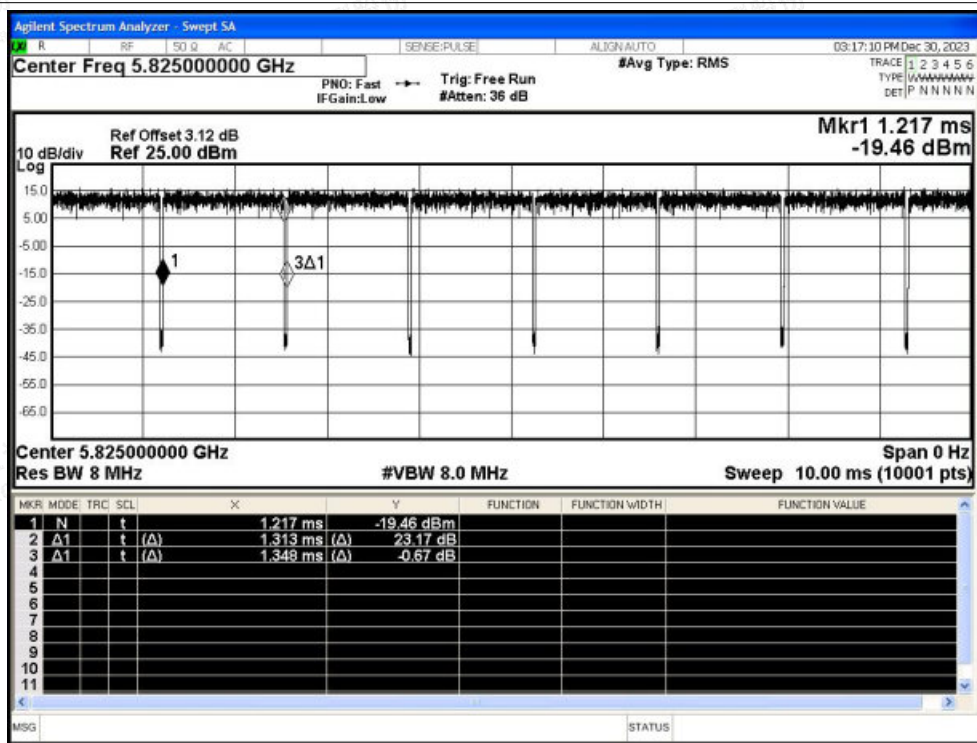


Duty Cycle NVNT ac20 5785MHz Ant0

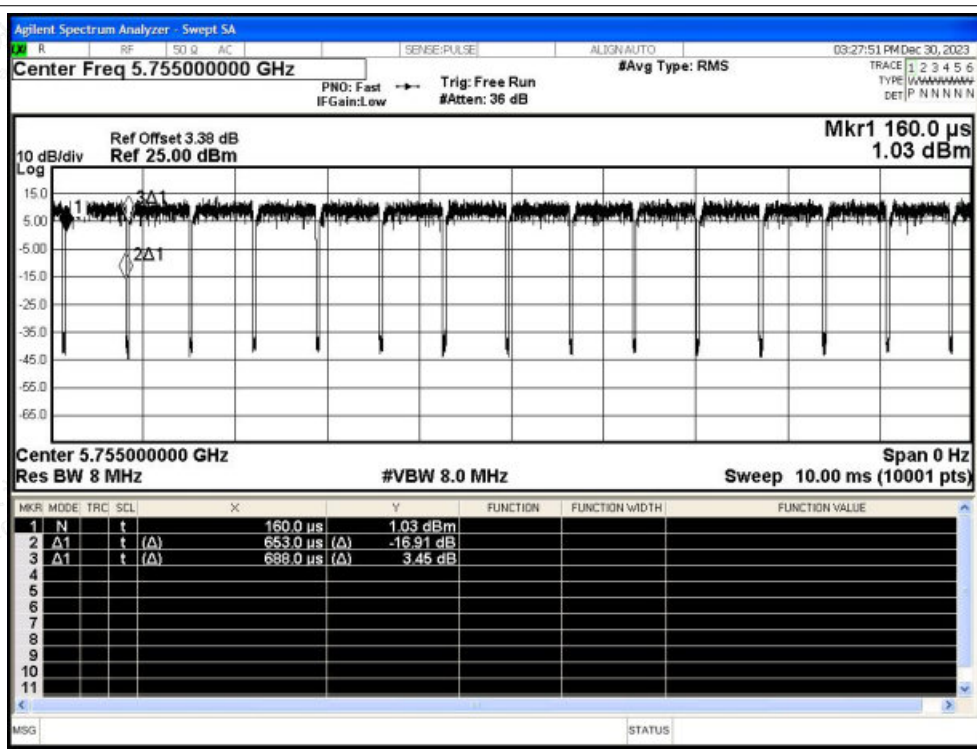




Duty Cycle NVNT ac20 5825MHz Ant0

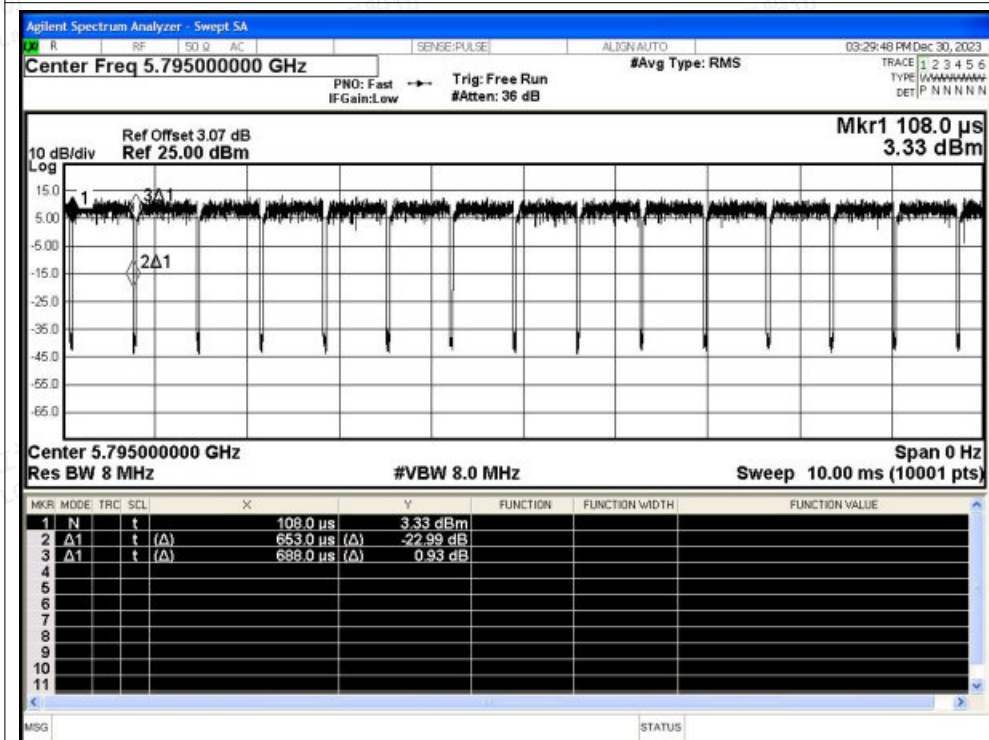


Duty Cycle NVNT ac40 5755MHz Ant0

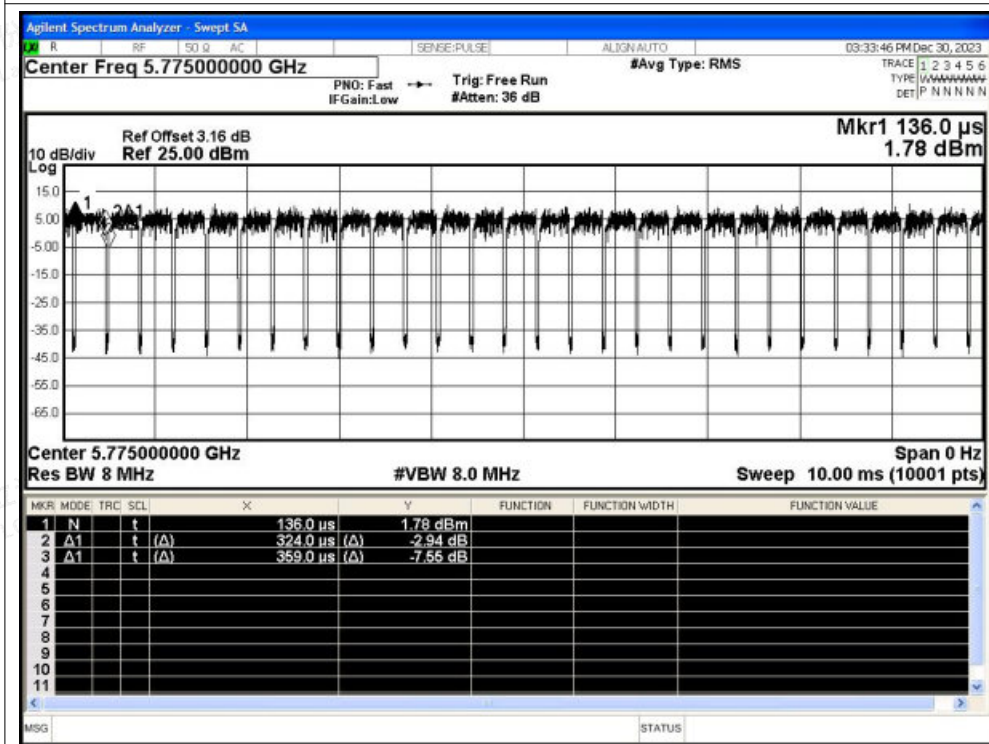




Duty Cycle NVNT ac40 5795MHz Ant0



Duty Cycle NVNT ac80 5775MHz Ant0





Condition	Mode	Frequency (MHz)	Antenna	Duty Cycle (%)	Correction Factor (dB)	1/T (kHz)
NVNT	a	5745	Ant1	97.62	0.1	0.72
NVNT	a	5785	Ant1	97.62	0.1	0.72
NVNT	a	5825	Ant1	97.55	0.11	0.72
NVNT	n20	5745	Ant1	97.36	0.12	0.78
NVNT	n20	5785	Ant1	97.43	0.11	0.78
NVNT	n20	5825	Ant1	97.36	0.12	0.78
NVNT	n40	5755	Ant1	94.79	0.23	1.57
NVNT	n40	5795	Ant1	94.79	0.23	1.57
NVNT	ac20	5745	Ant1	97.4	0.11	0.76
NVNT	ac20	5785	Ant1	97.41	0.11	0.76
NVNT	ac20	5825	Ant1	97.4	0.11	0.76
NVNT	ac40	5755	Ant1	94.91	0.23	1.53
NVNT	ac40	5795	Ant1	95.05	0.22	1.53
NVNT	ac80	5775	Ant1	90.25	0.45	3.09



Shenzhen LCS Compliance Testing Laboratory Ltd.

Add: 101, 201 Bldg A & 301 Bldg C, Juji Industrial Park Yabianxueziwei, Shajing Street, Baoan District, Shenzhen, 518000, China

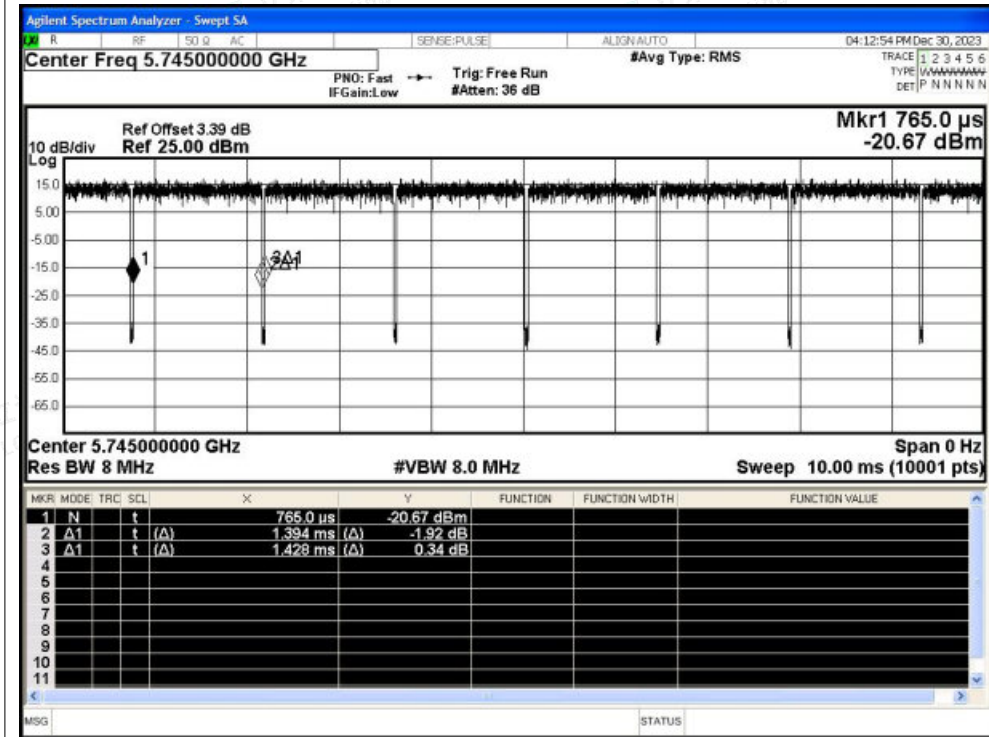
Tel: +(86) 0755-82591330 | E-mail: webmaster@lcs-cert.com | Web: www.lcs-cert.com

Scan code to check authenticity

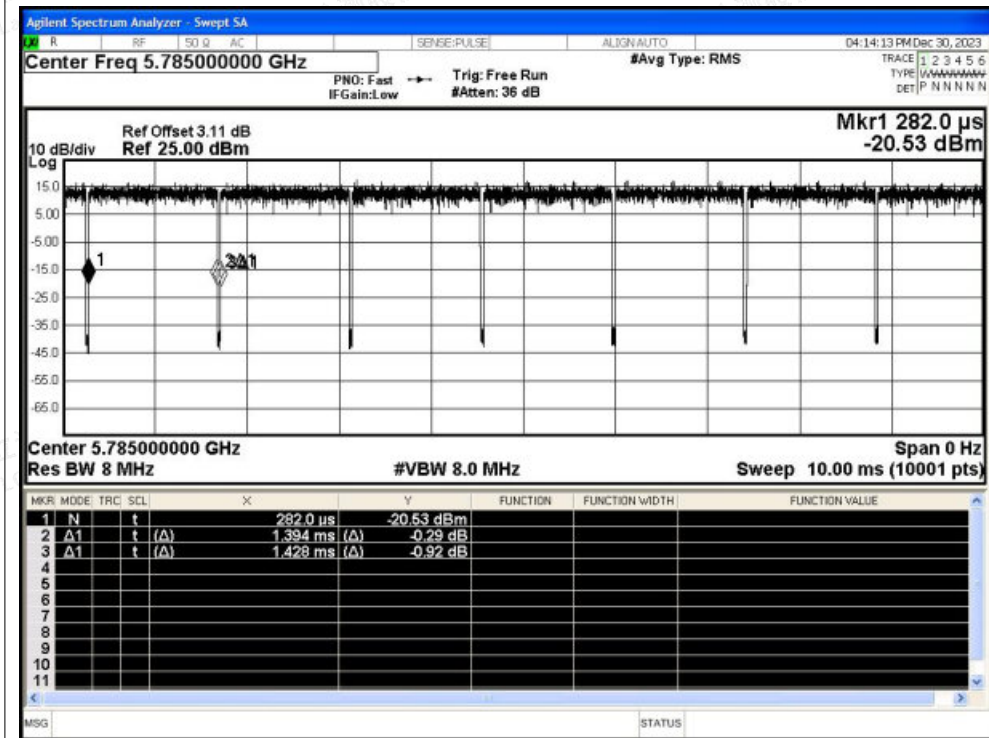


Test Graphs

Duty Cycle NVNT a 5745MHz Ant1

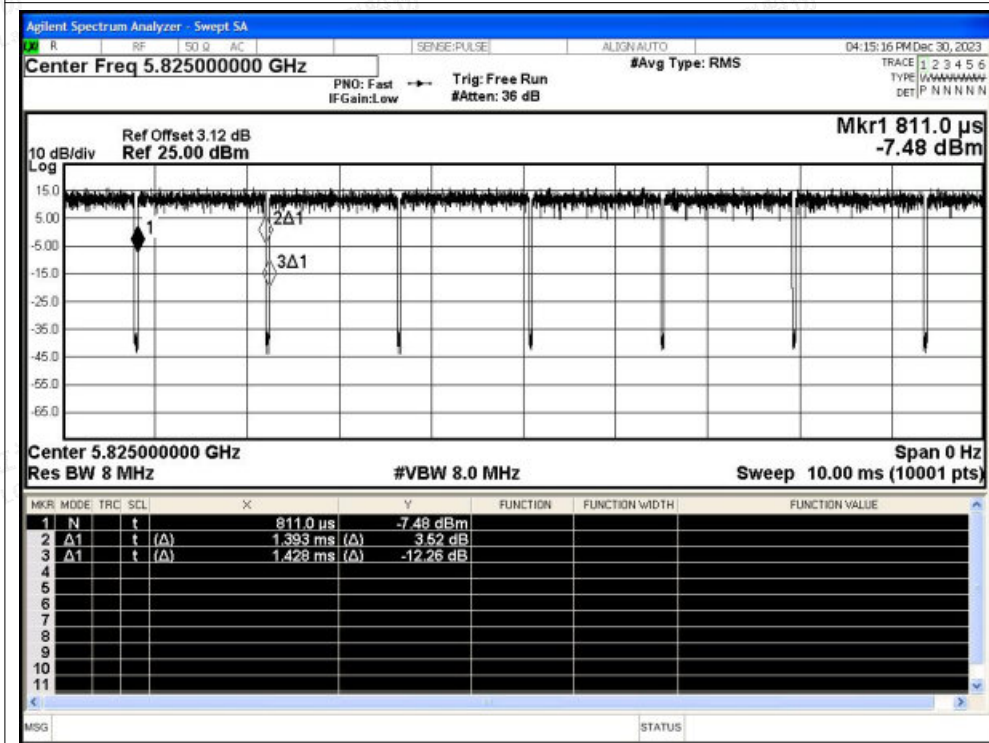


Duty Cycle NVNT a 5785MHz Ant1

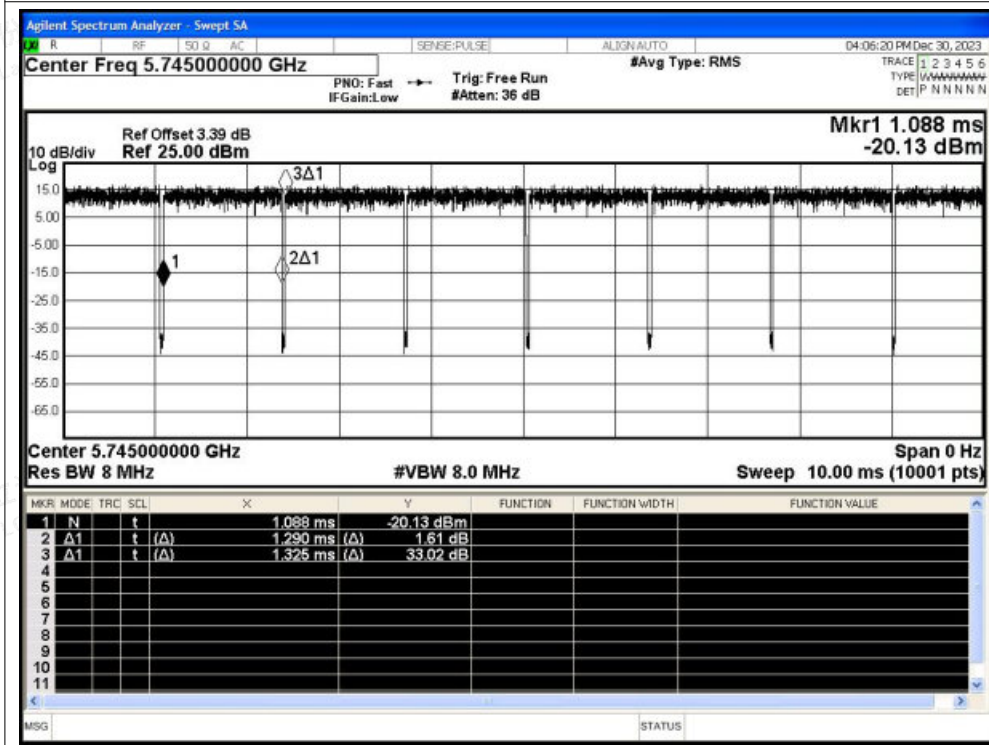




Duty Cycle NVNT a 5825MHz Ant1

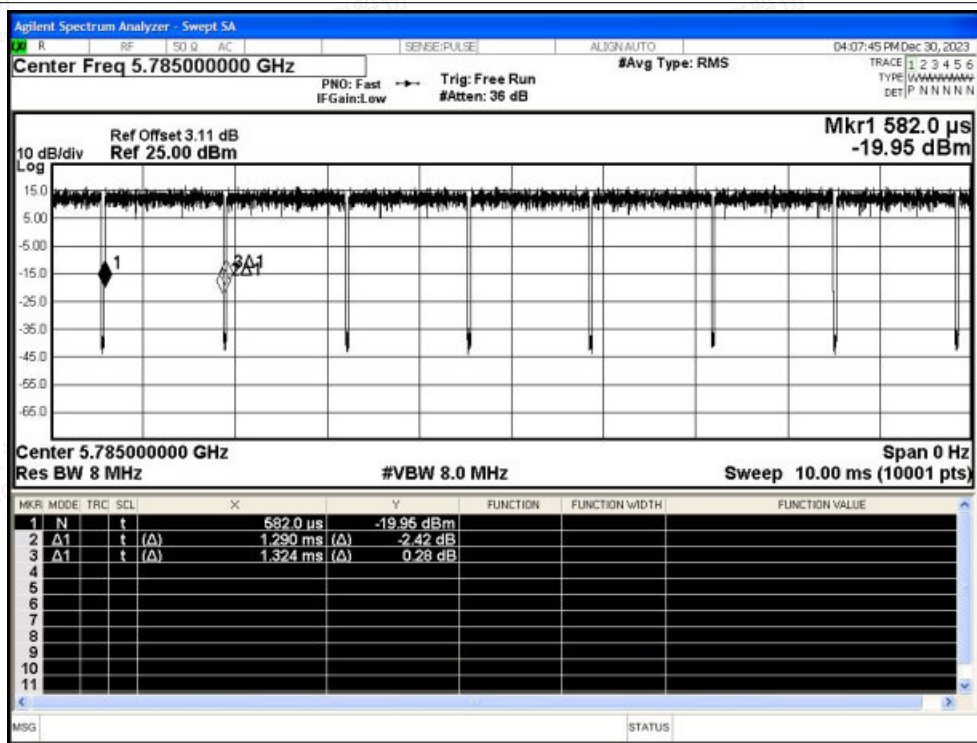


Duty Cycle NVNT n20 5745MHz Ant1

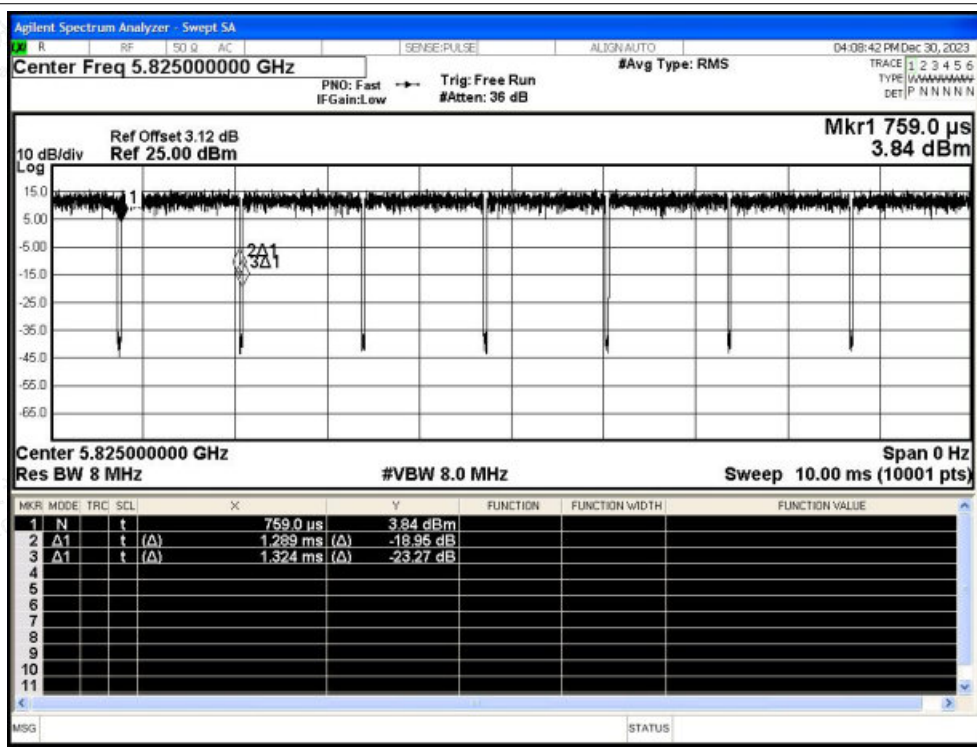




Duty Cycle NVNT n20 5785MHz Ant1

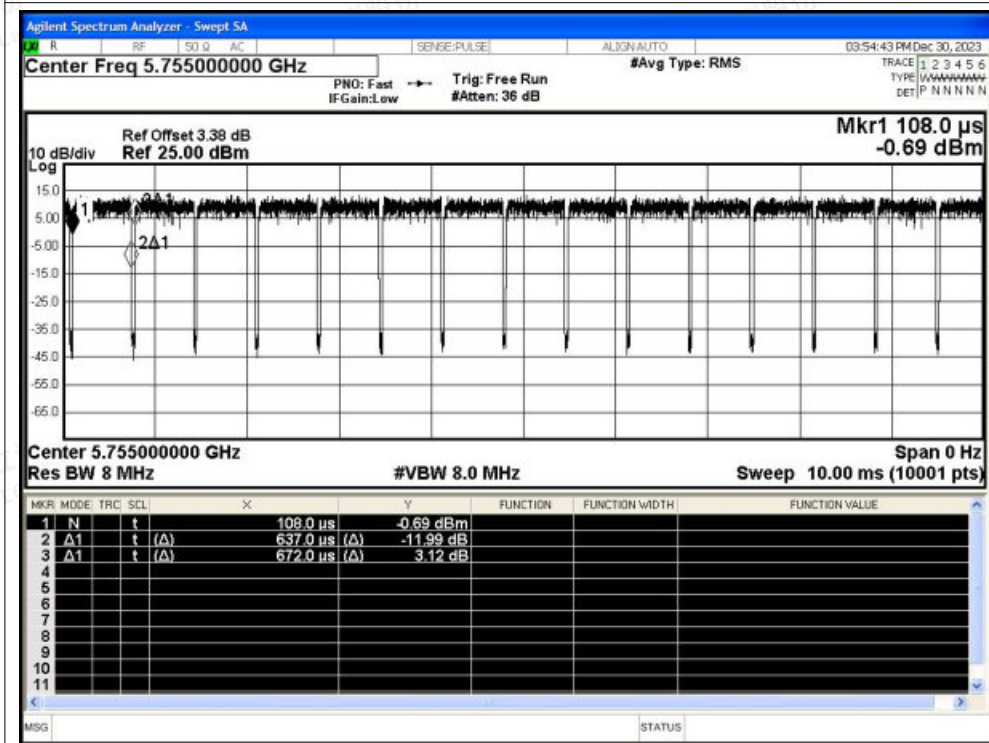


Duty Cycle NVNT n20 5825MHz Ant1

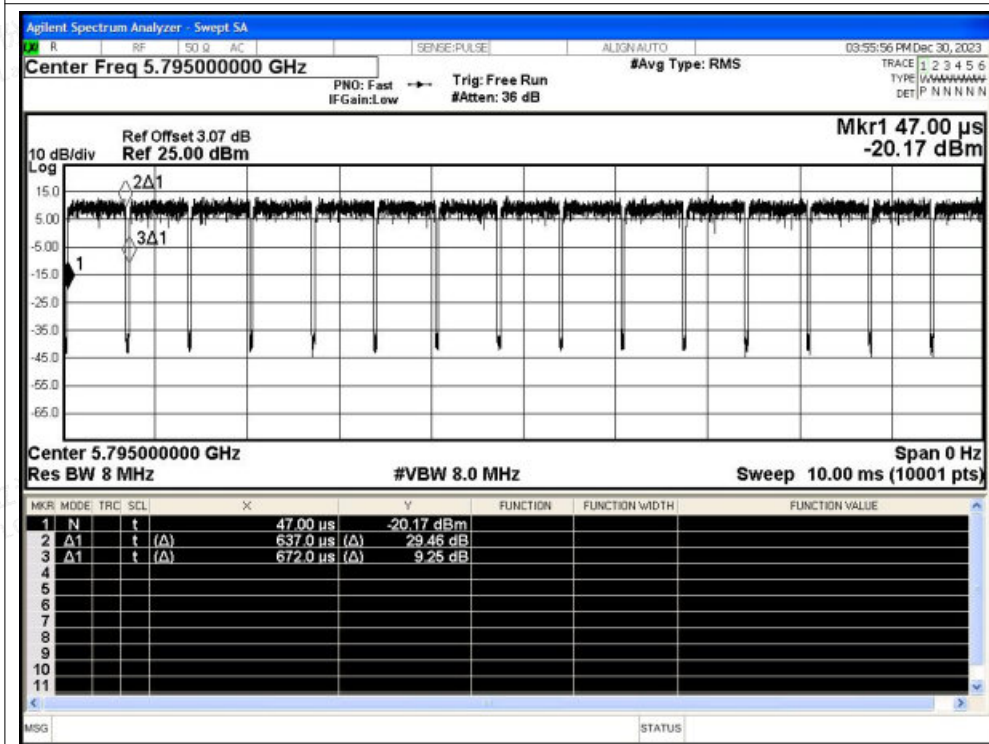




Duty Cycle NVNT n40 5755MHz Ant1

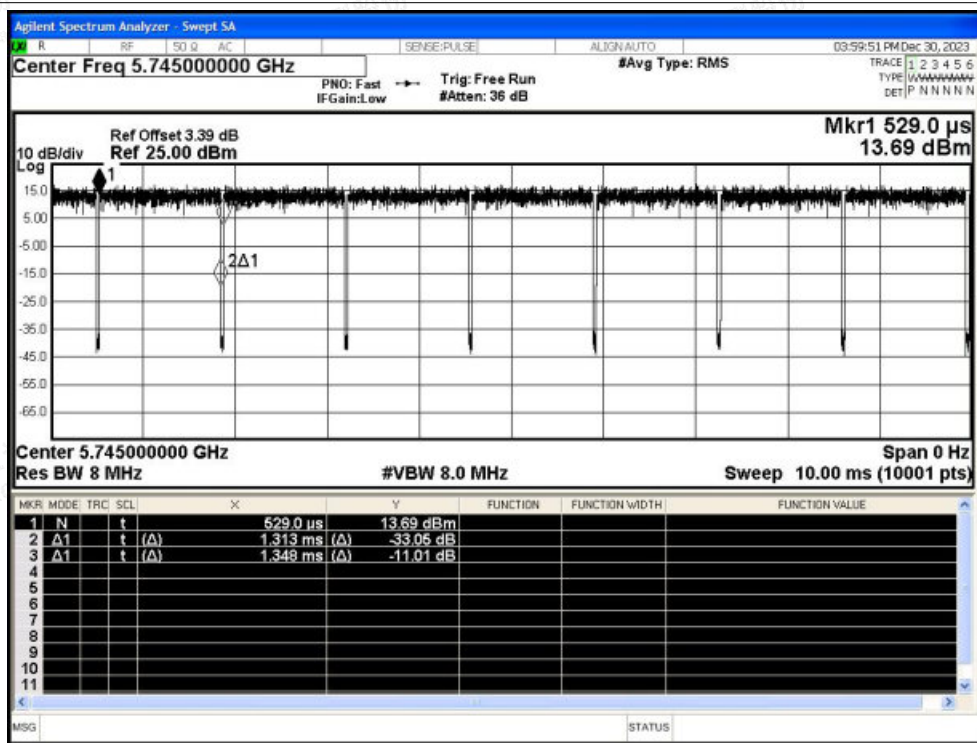


Duty Cycle NVNT n40 5795MHz Ant1

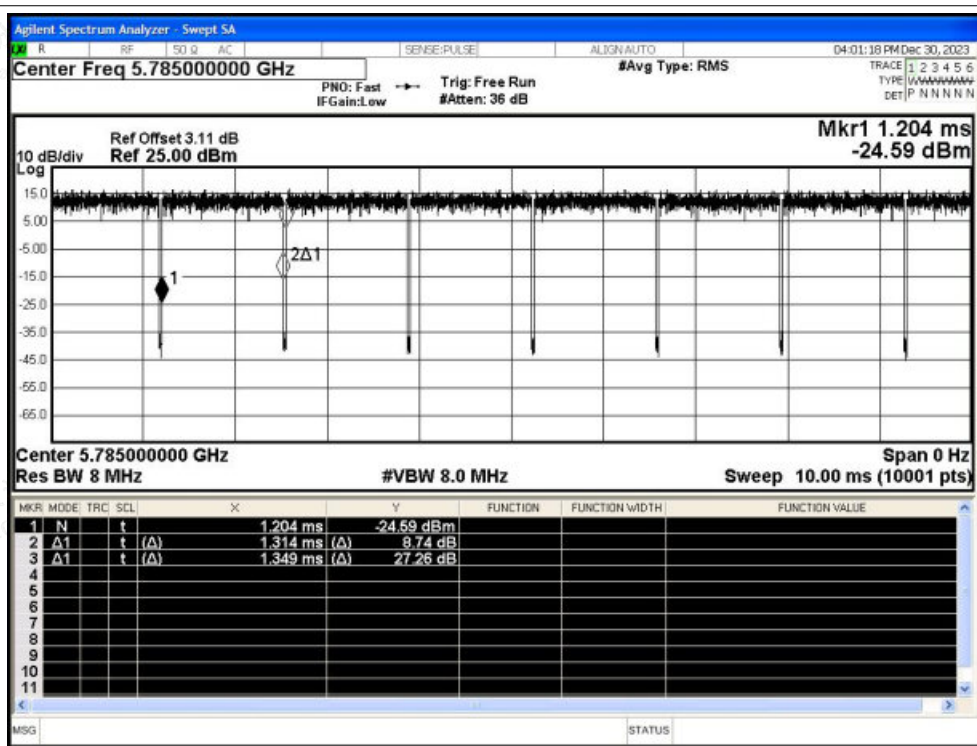




Duty Cycle NVNT ac20 5745MHz Ant1

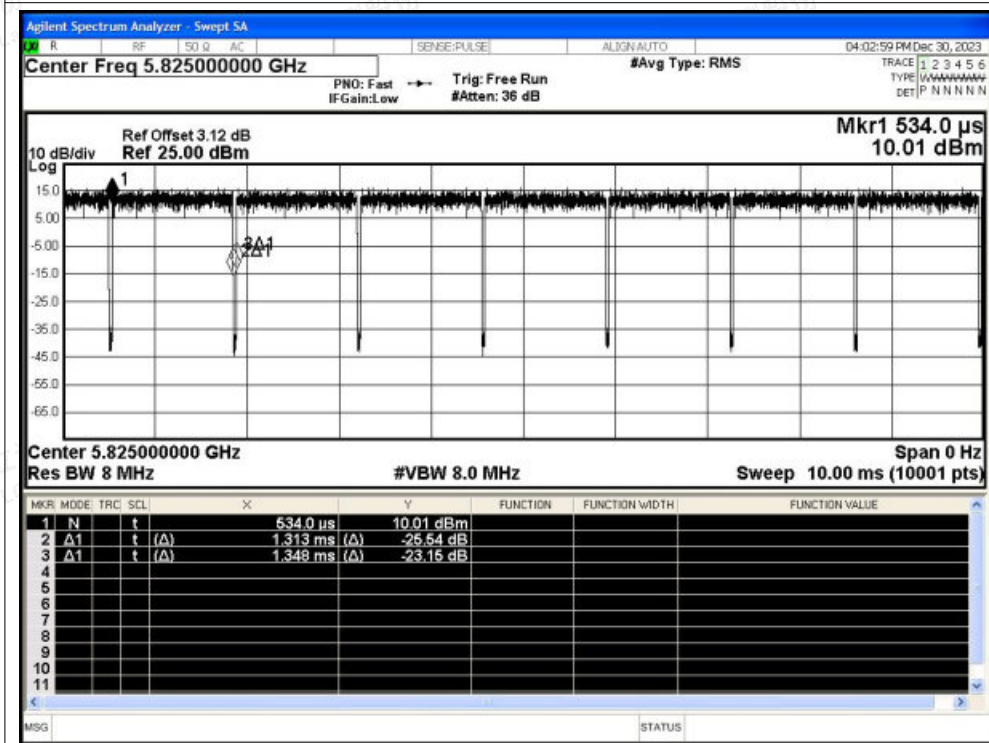


Duty Cycle NVNT ac20 5785MHz Ant1

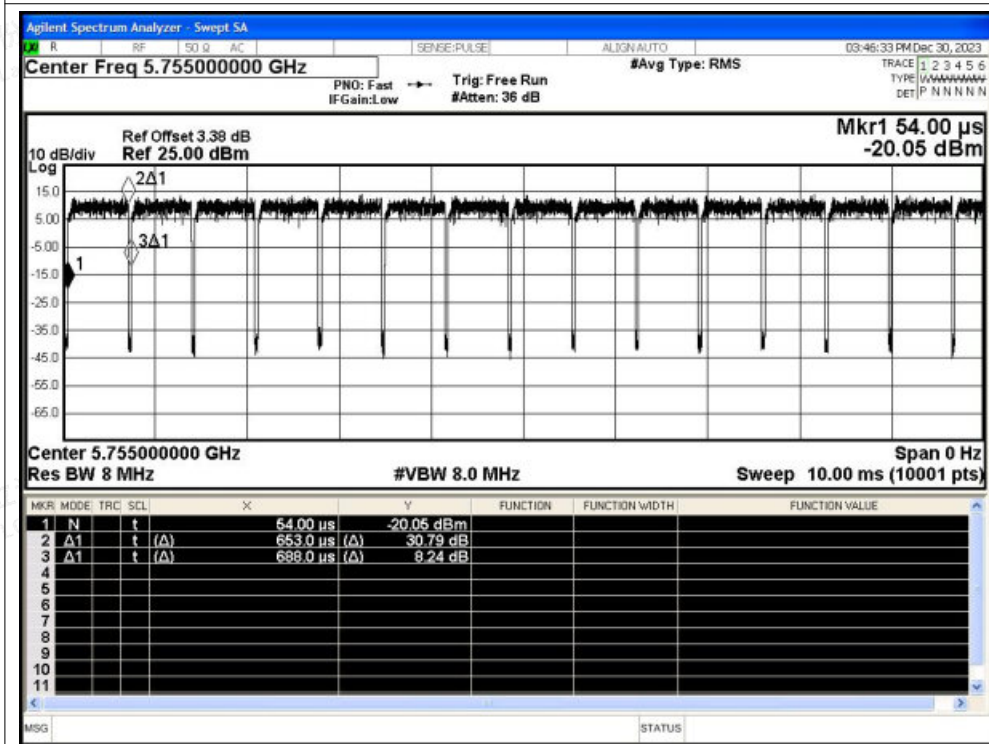




Duty Cycle NVNT ac20 5825MHz Ant1

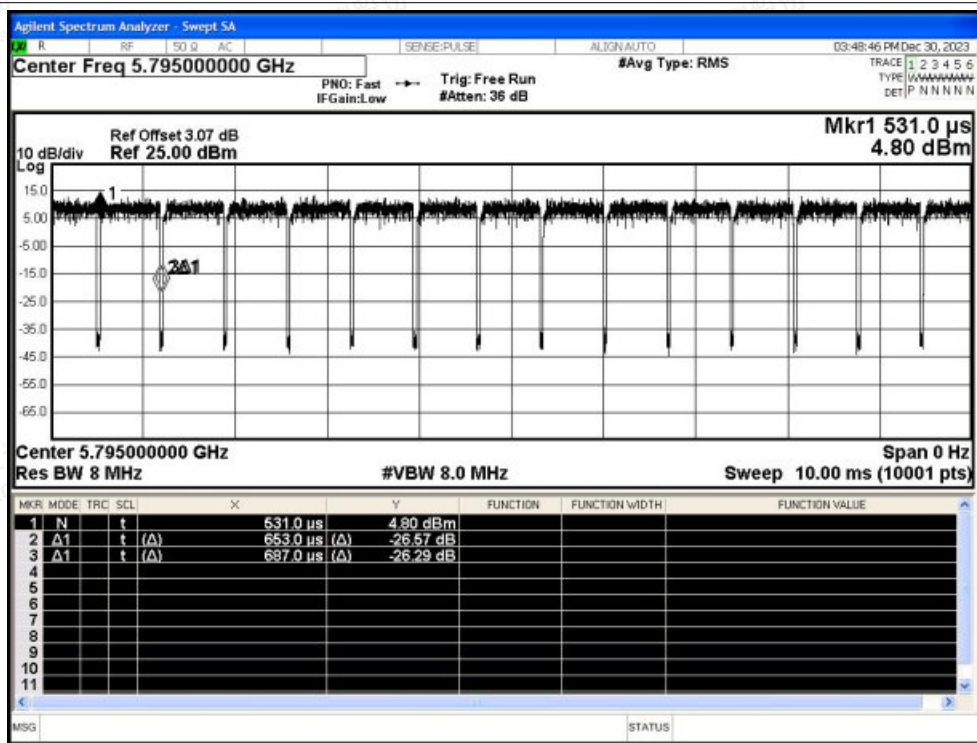


Duty Cycle NVNT ac40 5755MHz Ant1





Duty Cycle NVNT ac40 5795MHz Ant1



Duty Cycle NVNT ac80 5775MHz Ant1

