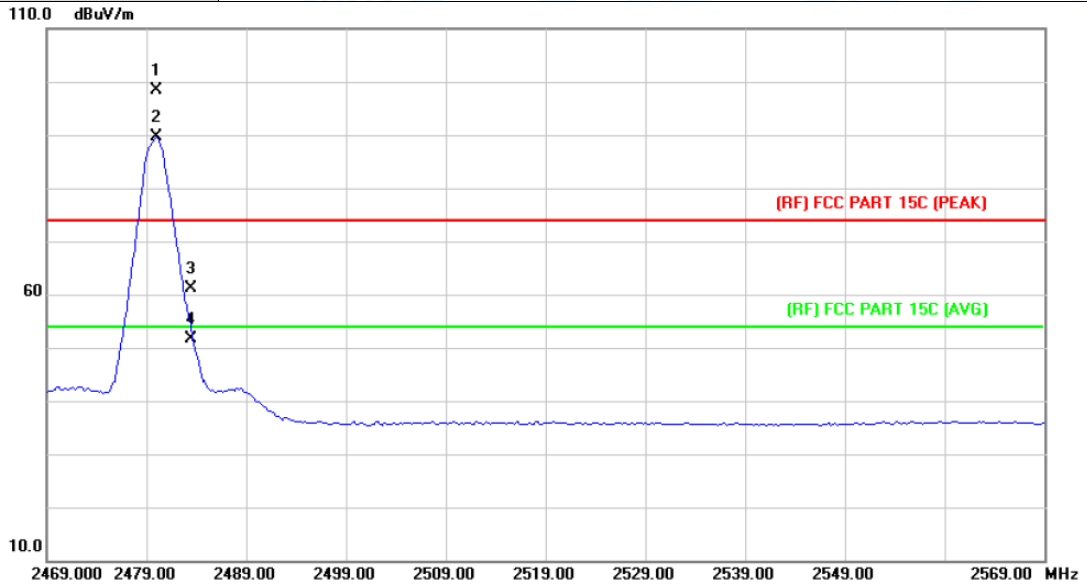


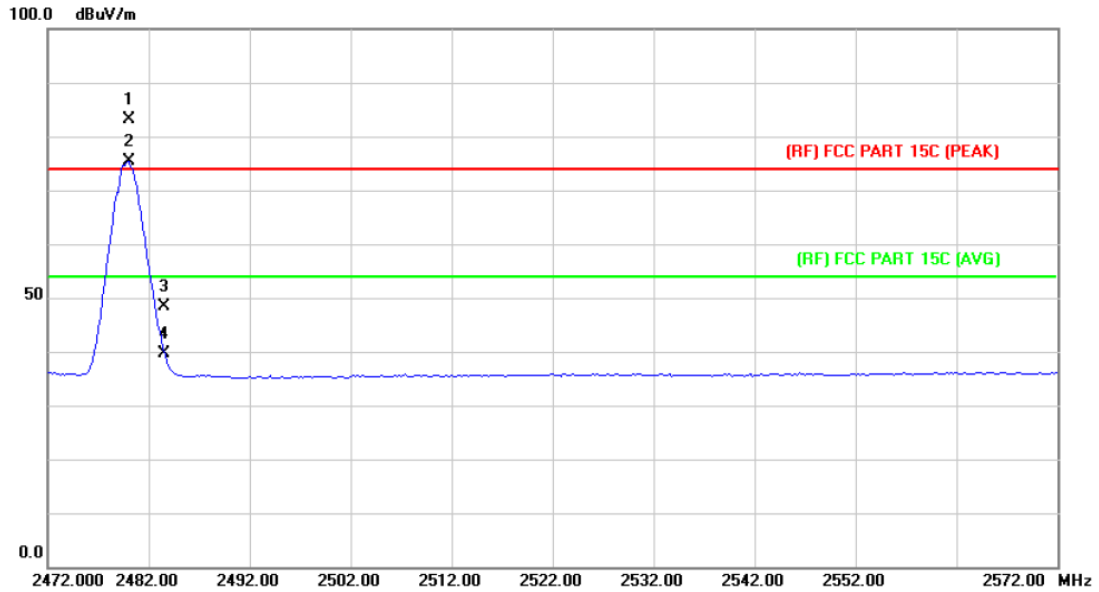
| | | | |
|----------------------|--------------------------------------|---------------------------|-----|
| Temperature: | 25°C | Relative Humidity: | 55% |
| Test Voltage: | AC 120V/60Hz | | |
| Ant. Pol. | Horizontal | | |
| Test Mode: | TX 8-DPSK Mode 2480MHz(Laser Camera) | | |
| Remark: | Only worse case is reported | | |



| No. | Mk. | Freq. | Reading Level | Correct Factor | Measurement | Limit | Over | |
|-----|-----|----------|---------------|----------------|-------------|-----------------------|--------|----------|
| | | MHz | dBuV | dB/m | dBuV/m | dBuV/m | dB | Detector |
| 1 | X | 2480.000 | 96.31 | 2.07 | 98.38 | Fundamental Frequency | | peak |
| 2 | * | 2480.000 | 87.44 | 2.07 | 89.51 | Fundamental Frequency | | AVG |
| 3 | | 2483.500 | 59.08 | 2.10 | 61.18 | 74.00 | -12.82 | peak |
| 4 | | 2483.500 | 49.46 | 2.10 | 51.56 | 54.00 | -2.44 | AVG |

Emission Level= Read Level+ Correct Factor

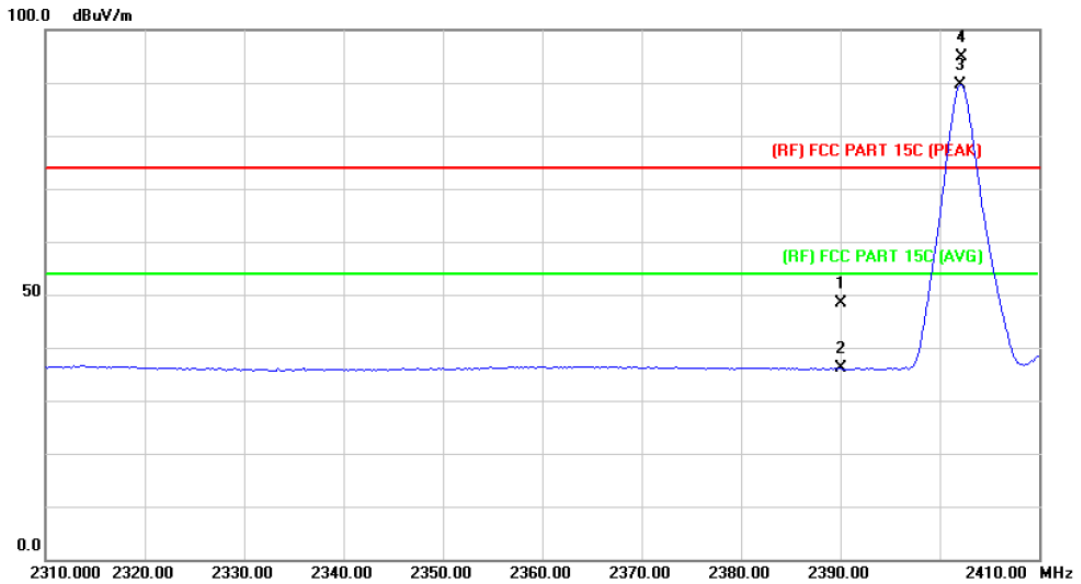
| | | | |
|----------------------|--------------------------------------|---------------------------|-----|
| Temperature: | 25°C | Relative Humidity: | 55% |
| Test Voltage: | AC 120V/60Hz | | |
| Ant. Pol. | Vertical | | |
| Test Mode: | TX 8-DPSK Mode 2480MHz(Laser Camera) | | |
| Remark: | Only worse case is reported | | |



| No. | Mk. | Freq. MHz | Reading Level dBuV | Correct Factor dB/m | Measure- ment dBuV/m | Limit dBuV/m | Over dB | Detector |
|-----|-----|--------------|--------------------------|---------------------------|----------------------------|-----------------------|------------|----------|
| 1 | X | 2480.000 | 81.14 | 2.07 | 83.21 | Fundamental Frequency | | peak |
| 2 | * | 2480.000 | 73.43 | 2.07 | 75.50 | Fundamental Frequency | | AVG |
| 3 | | 2483.500 | 46.25 | 2.10 | 48.35 | 74.00 | -25.65 | peak |
| 4 | | 2483.500 | 37.47 | 2.10 | 39.57 | 54.00 | -14.43 | AVG |

Emission Level= Read Level+ Correct Factor

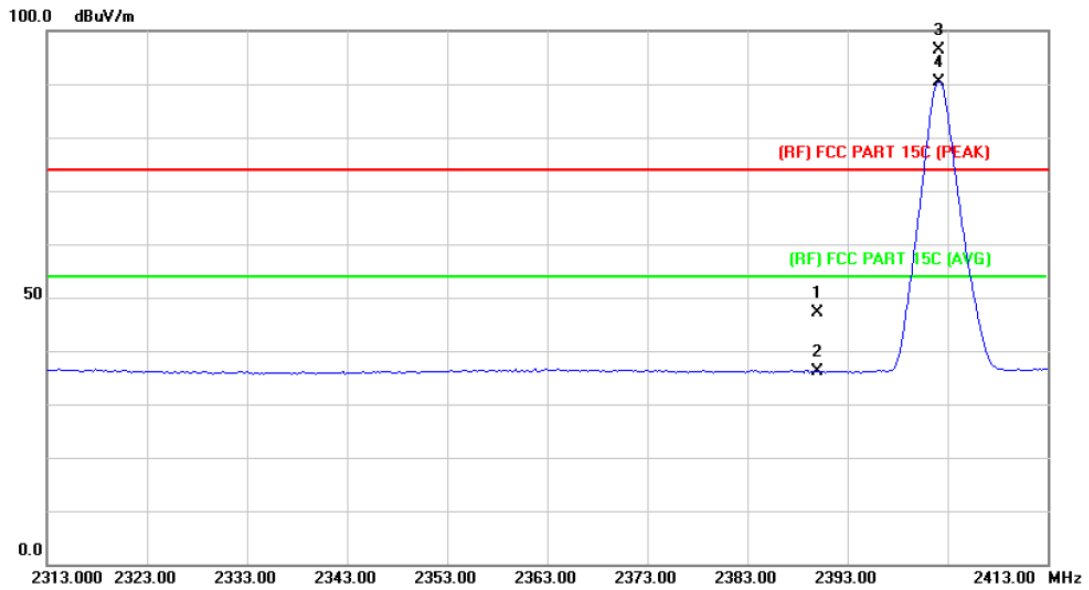
| | | | |
|----------------------|--------------------------------------|---------------------------|-----|
| Temperature: | 25°C | Relative Humidity: | 55% |
| Test Voltage: | AC 120V/60Hz | | |
| Ant. Pol. | Horizontal | | |
| Test Mode: | TX GFSK Mode 2402MHz(Control Screen) | | |
| Remark: | Only worse case is reported | | |



| No. | Mk. | Freq. MHz | Reading Level dBuV | Correct Factor dB/m | Measure- ment dBuV/m | Limit dBuV/m | Over dB | Detector |
|-----|-----|--------------|--------------------------|---------------------------|----------------------------|-----------------------|------------|----------|
| 1 | | 2390.000 | 45.36 | 2.91 | 48.27 | 74.00 | -25.73 | peak |
| 2 | | 2390.000 | 33.13 | 2.91 | 36.04 | 54.00 | -17.96 | AVG |
| 3 | * | 2402.000 | 86.67 | 2.95 | 89.62 | Fundamental Frequency | | AVG |
| 4 | X | 2402.200 | 91.99 | 2.95 | 94.94 | Fundamental Frequency | | peak |

Emission Level= Read Level+ Correct Factor

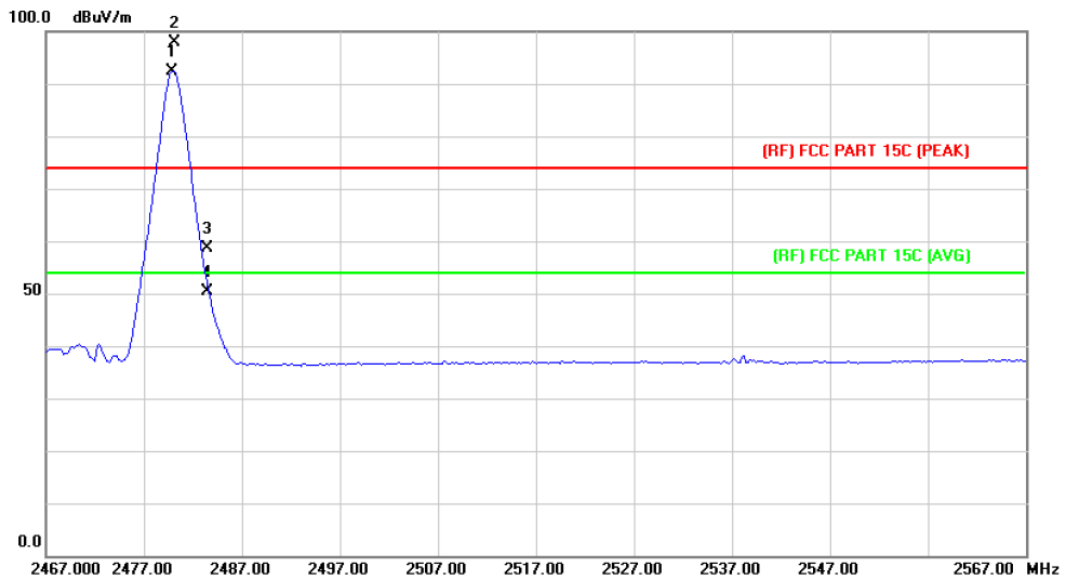
| | | | |
|----------------------|--------------------------------------|---------------------------|-----|
| Temperature: | 25°C | Relative Humidity: | 55% |
| Test Voltage: | AC 120V/60Hz | | |
| Ant. Pol. | Vertical | | |
| Test Mode: | TX GFSK Mode 2402MHz(Control Screen) | | |
| Remark: | Only worse case is reported | | |



| No. | Mk. | Freq. | Reading Level | Correct Factor | Measurement | Limit | Over | Detector |
|-----|-----|----------|---------------|----------------|-------------|-----------------------|--------|----------|
| | | MHz | dBuV | dB/m | dBuV/m | dBuV/m | dB | |
| 1 | | 2390.000 | 44.27 | 2.91 | 47.18 | 74.00 | -26.82 | peak |
| 2 | | 2390.000 | 33.10 | 2.91 | 36.01 | 54.00 | -17.99 | AVG |
| 3 | X | 2402.200 | 93.47 | 2.95 | 96.42 | Fundamental Frequency | | peak |
| 4 | * | 2402.200 | 87.52 | 2.95 | 90.47 | Fundamental Frequency | | AVG |

Emission Level= Read Level+ Correct Factor

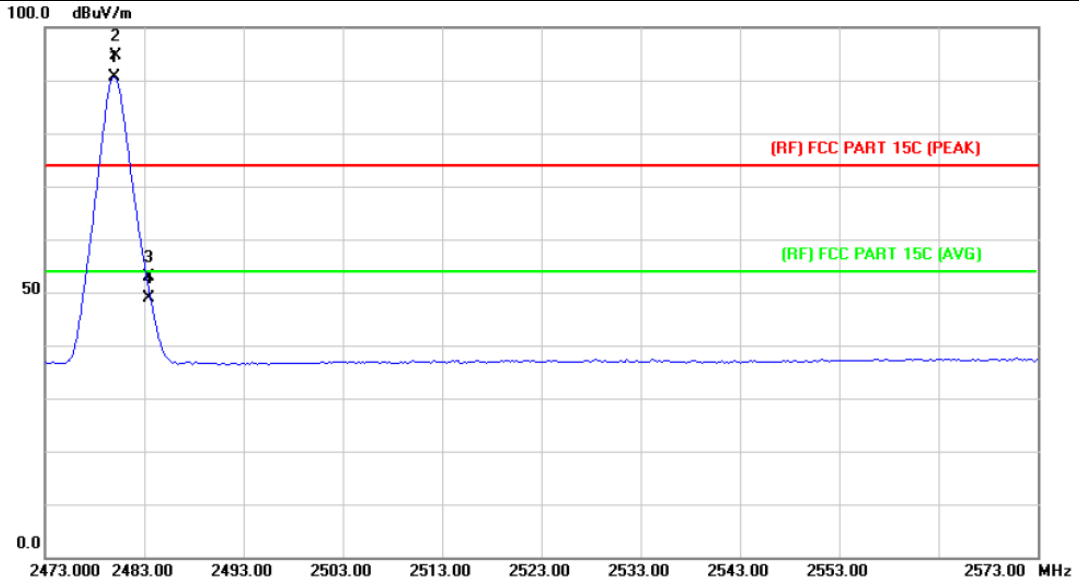
| | | | |
|----------------------|---------------------------------------|---------------------------|-----|
| Temperature: | 25°C | Relative Humidity: | 55% |
| Test Voltage: | AC 120V/60Hz | | |
| Ant. Pol. | Horizontal | | |
| Test Mode: | TX GFSK Mode 2480 MHz(Control Screen) | | |
| Remark: | Only worse case is reported | | |



| No. | Mk. | Freq. MHz | Reading Level dBuV | Correct Factor dB/m | Measure- ment dBuV/m | Limit dBuV/m | Over dB | Detector |
|-----|-----|--------------|--------------------------|---------------------------|----------------------------|-----------------------|------------|----------|
| 1 | * | 2479.800 | 89.00 | 3.38 | 92.38 | Fundamental Frequency | | AVG |
| 2 | X | 2480.200 | 94.60 | 3.38 | 97.98 | Fundamental Frequency | | peak |
| 3 | | 2483.500 | 55.15 | 3.40 | 58.55 | 74.00 | -15.45 | peak |
| 4 | | 2483.500 | 46.97 | 3.40 | 50.37 | 54.00 | -3.63 | AVG |

Emission Level= Read Level+ Correct Factor

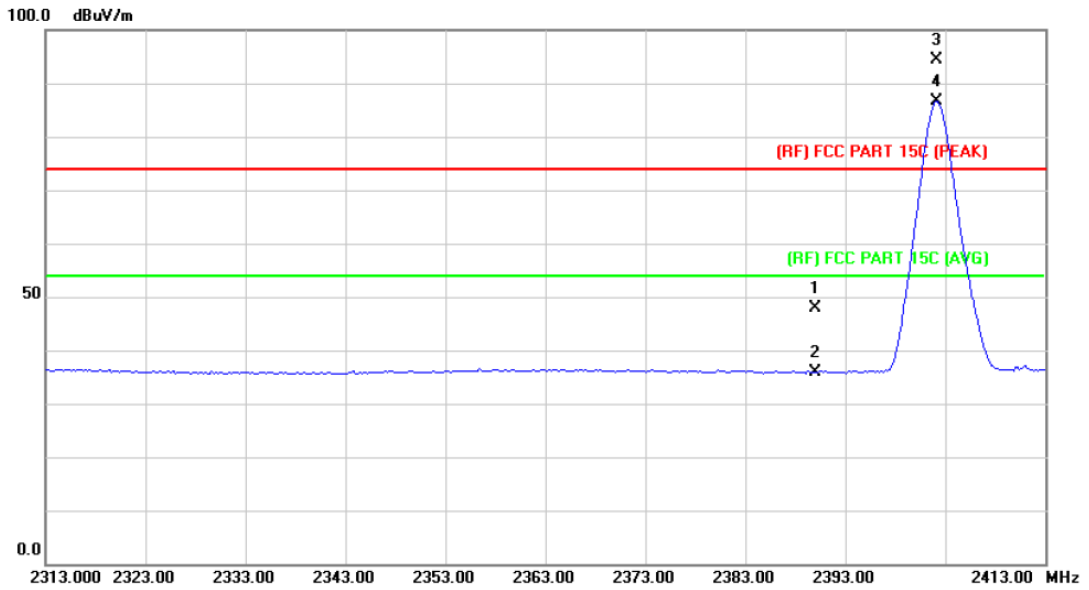
| | | | |
|----------------------|---------------------------------------|---------------------------|-----|
| Temperature: | 25°C | Relative Humidity: | 55% |
| Test Voltage: | AC 120V/60Hz | | |
| Ant. Pol. | Vertical | | |
| Test Mode: | TX GFSK Mode 2480 MHz(Control Screen) | | |
| Remark: | Only worse case is reported | | |



| No. | Mk. | Freq. | Reading Level | Correct Factor | Measurement | Limit | Over | Detector |
|-----|-----|----------|---------------|----------------|-------------|-----------------------|--------|----------|
| | | MHz | dBuV | dB/m | dBuV/m | dBuV/m | dB | |
| 1 | * | 2480.000 | 87.23 | 3.38 | 90.61 | Fundamental Frequency | | AVG |
| 2 | X | 2480.200 | 91.30 | 3.38 | 94.68 | Fundamental Frequency | | peak |
| 3 | | 2483.500 | 49.38 | 3.40 | 52.78 | 74.00 | -21.22 | peak |
| 4 | | 2483.500 | 45.60 | 3.40 | 49.00 | 54.00 | -5.00 | AVG |

Emission Level= Read Level+ Correct Factor

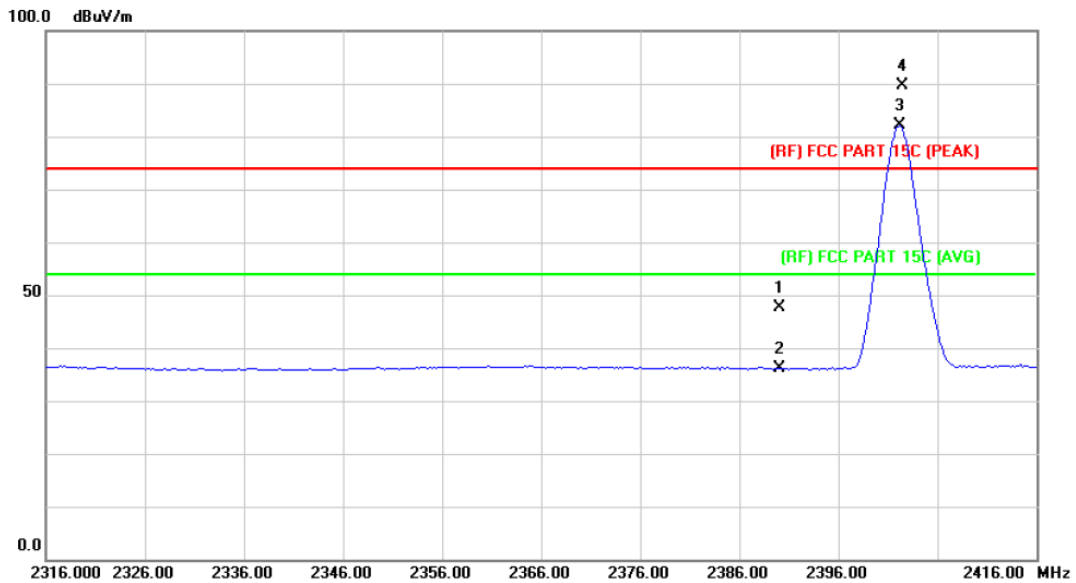
| | | | |
|----------------------|--|---------------------------|-----|
| Temperature: | 25°C | Relative Humidity: | 55% |
| Test Voltage: | AC 120V/60Hz | | |
| Ant. Pol. | Horizontal | | |
| Test Mode: | TX π /4-DQPSK Mode 2402MHz(Control Screen) | | |
| Remark: | Only worse case is reported | | |



| No. | Mk. | Freq. MHz | Reading Level dBuV | Correct Factor dB/m | Measure- ment dBuV/m | Limit dBuV/m | Over dB | Detector |
|-----|-----|--------------|--------------------------|---------------------------|----------------------------|-----------------------|------------|----------|
| 1 | | 2390.000 | 44.94 | 2.91 | 47.85 | 74.00 | -26.15 | peak |
| 2 | | 2390.000 | 33.01 | 2.91 | 35.92 | 54.00 | -18.08 | AVG |
| 3 | X | 2402.200 | 91.47 | 2.95 | 94.42 | Fundamental Frequency | | peak |
| 4 | * | 2402.200 | 83.74 | 2.95 | 86.69 | Fundamental Frequency | | AVG |

Emission Level= Read Level+ Correct Factor

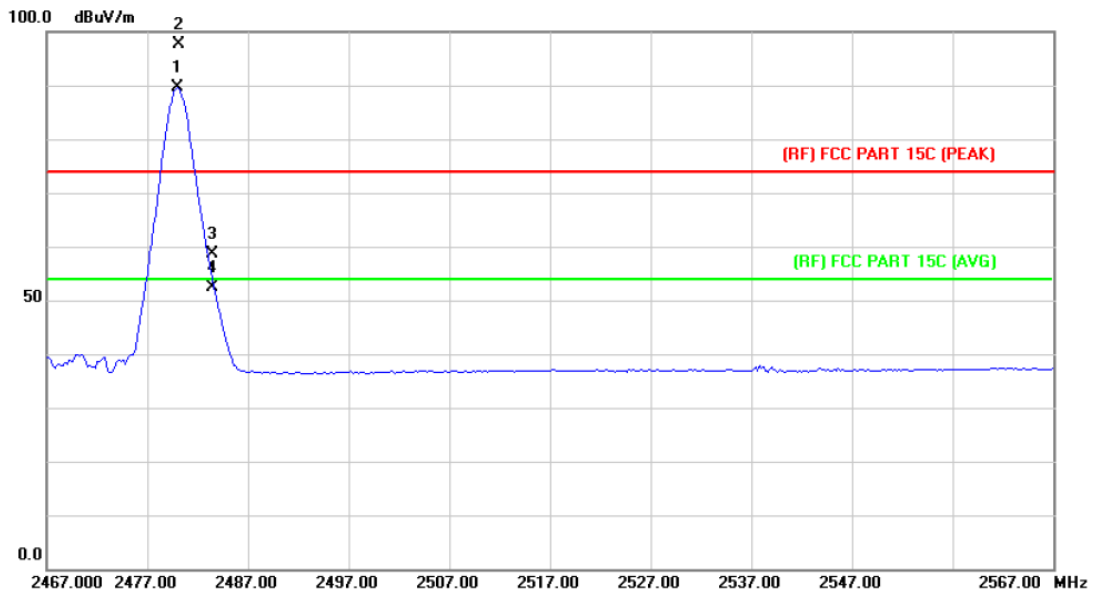
| | | | |
|----------------------|--|---------------------------|-----|
| Temperature: | 25°C | Relative Humidity: | 55% |
| Test Voltage: | AC 120V/60Hz | | |
| Ant. Pol. | Vertical | | |
| Test Mode: | TX π /4-DQPSK Mode 2402MHz(Control Screen) | | |
| Remark: | Only worse case is reported | | |



| No. | Mk. | Freq. MHz | Reading Level dBuV | Correct Factor dB/m | Measure- ment dBuV/m | Limit dBuV/m | Over dB | Detector |
|-----|-----|--------------|--------------------------|---------------------------|----------------------------|-----------------------|------------|----------|
| 1 | | 2390.000 | 44.66 | 2.91 | 47.57 | 74.00 | -26.43 | peak |
| 2 | | 2390.000 | 33.17 | 2.91 | 36.08 | 54.00 | -17.92 | AVG |
| 3 | * | 2402.200 | 79.09 | 2.95 | 82.04 | Fundamental Frequency | | AVG |
| 4 | X | 2402.400 | 86.62 | 2.95 | 89.57 | Fundamental Frequency | | peak |

Emission Level= Read Level+ Correct Factor

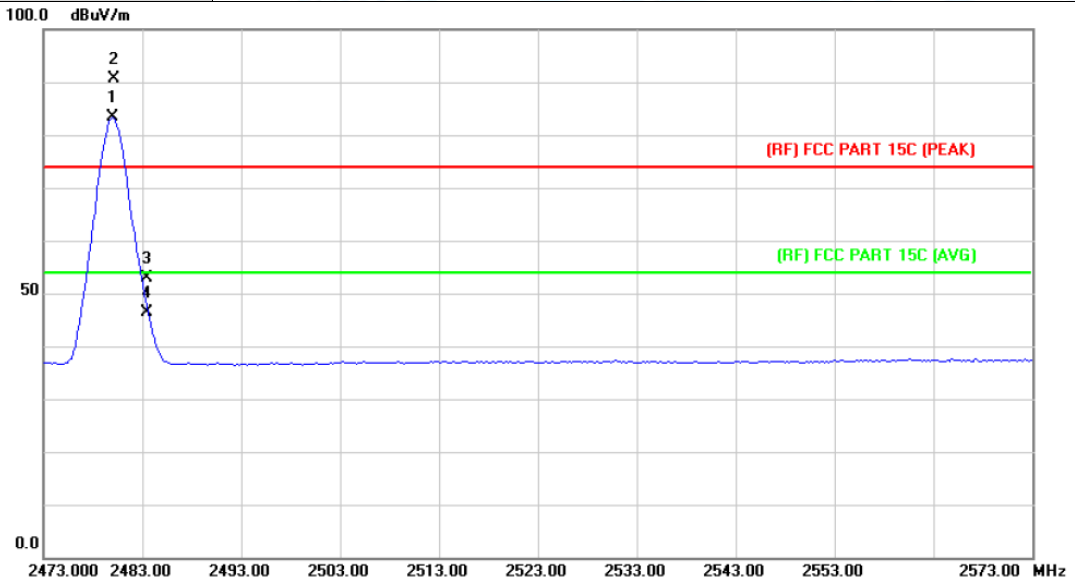
| | | | |
|----------------------|--|---------------------------|-----|
| Temperature: | 25°C | Relative Humidity: | 55% |
| Test Voltage: | AC 120V/60Hz | | |
| Ant. Pol. | Horizontal | | |
| Test Mode: | TX π /4-DQPSK Mode 2480MHz(Control Screen) | | |
| Remark: | Only worse case is reported | | |



| No. | Mk. | Freq. MHz | Reading Level dBuV | Correct Factor dB/m | Measure- ment dBuV/m | Limit dBuV/m | Over dB | Detector |
|-----|-----|--------------|--------------------------|---------------------------|----------------------------|-----------------------|------------|----------|
| 1 | * | 2480.000 | 86.22 | 3.38 | 89.60 | Fundamental Frequency | | AVG |
| 2 | X | 2480.200 | 94.16 | 3.38 | 97.54 | Fundamental Frequency | | peak |
| 3 | | 2483.500 | 55.18 | 3.40 | 58.58 | 74.00 | -15.42 | peak |
| 4 | | 2483.500 | 49.02 | 3.40 | 52.42 | 54.00 | -1.58 | AVG |

Emission Level= Read Level+ Correct Factor

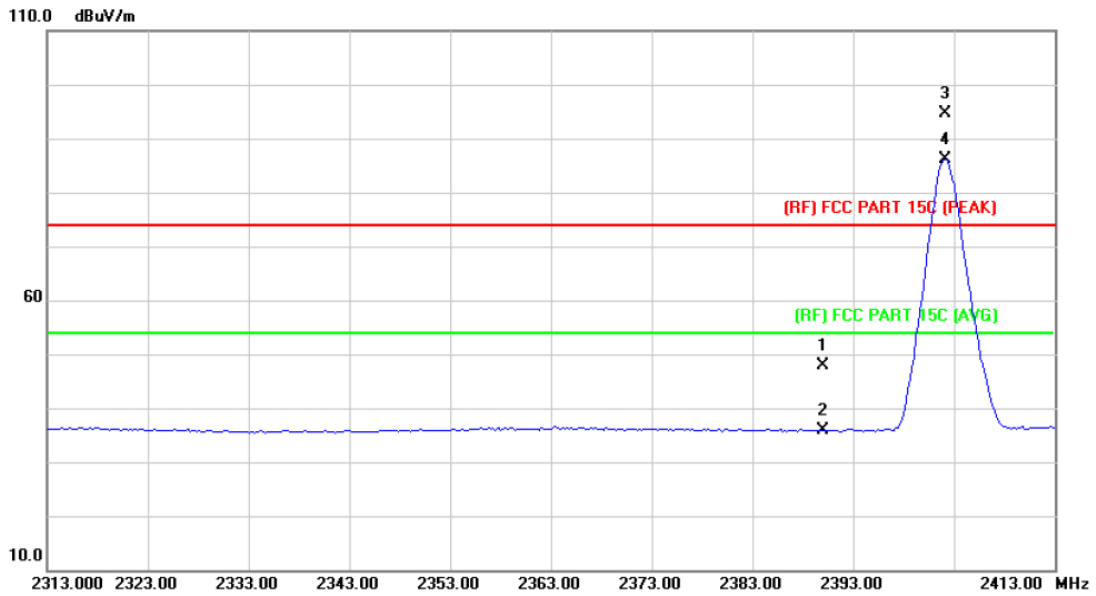
| | | | |
|----------------------|--|---------------------------|-----|
| Temperature: | 25°C | Relative Humidity: | 55% |
| Test Voltage: | AC 120V/60Hz | | |
| Ant. Pol. | Vertical | | |
| Test Mode: | TX π /4-DQPSK Mode 2480MHz(Control Screen) | | |
| Remark: | Only worse case is reported | | |



| No. | Mk. | Freq. MHz | Reading Level dBuV | Correct Factor dB/m | Measure- ment dBuV/m | Limit dBuV/m | Over dB | Detector |
|-----|-----|--------------|--------------------------|---------------------------|----------------------------|-----------------------|------------|----------|
| 1 | * | 2480.000 | 79.88 | 3.38 | 83.26 | Fundamental Frequency | | AVG |
| 2 | X | 2480.200 | 87.32 | 3.38 | 90.70 | Fundamental Frequency | | peak |
| 3 | | 2483.500 | 49.57 | 3.40 | 52.97 | 74.00 | -21.03 | peak |
| 4 | | 2483.500 | 43.01 | 3.40 | 46.41 | 54.00 | -7.59 | AVG |

Emission Level= Read Level+ Correct Factor

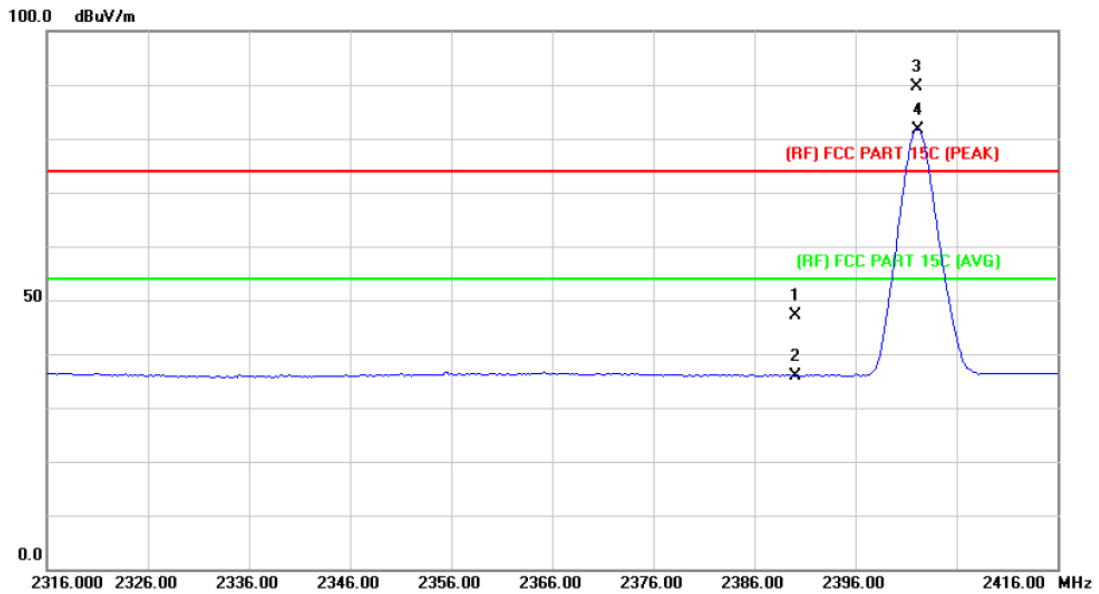
| | | | |
|----------------------|--|---------------------------|-----|
| Temperature: | 25°C | Relative Humidity: | 55% |
| Test Voltage: | AC 120V/60Hz | | |
| Ant. Pol. | Horizontal | | |
| Test Mode: | TX 8-DPSK Mode 2402MHz(Control Screen) | | |
| Remark: | Only worse case is reported | | |



| No. | Mk. | Freq. MHz | Reading Level dBuV | Correct Factor dB/m | Measure- ment dBuV/m | Limit dBuV/m | Over dB | Detector |
|-----|-----|--------------|--------------------------|---------------------------|----------------------------|-----------------------|------------|----------|
| 1 | | 2390.000 | 44.88 | 2.91 | 47.79 | 74.00 | -26.21 | peak |
| 2 | | 2390.000 | 32.89 | 2.91 | 35.80 | 54.00 | -18.20 | AVG |
| 3 | X | 2402.200 | 91.70 | 2.95 | 94.65 | Fundamental Frequency | | peak |
| 4 | * | 2402.200 | 83.25 | 2.95 | 86.20 | Fundamental Frequency | | AVG |

Emission Level= Read Level+ Correct Factor

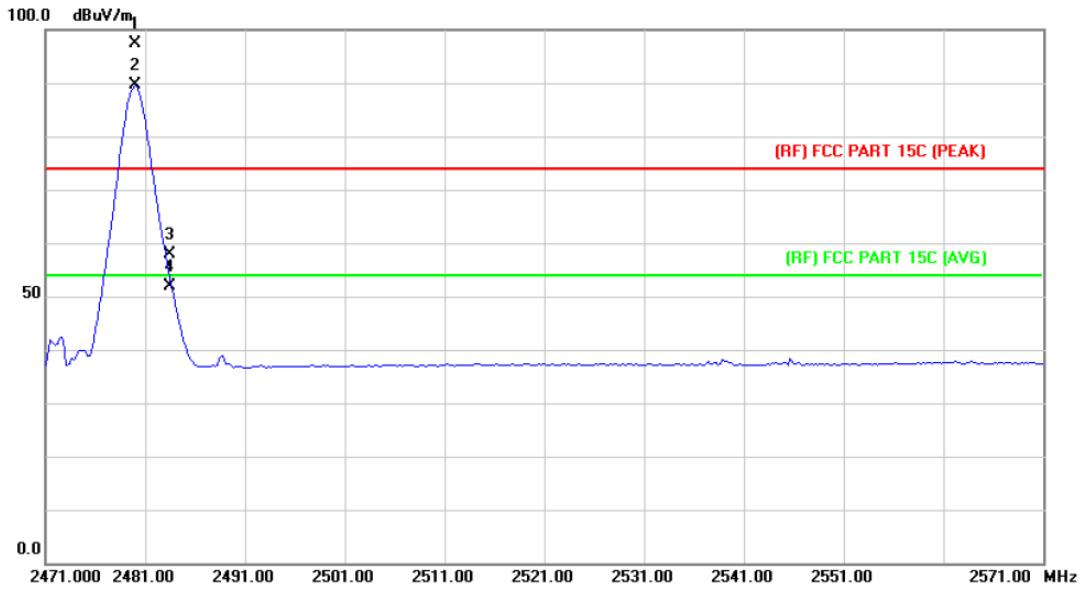
| | | | |
|----------------------|--|---------------------------|-----|
| Temperature: | 25°C | Relative Humidity: | 55% |
| Test Voltage: | AC 120V/60Hz | | |
| Ant. Pol. | Vertical | | |
| Test Mode: | TX 8-DPSK Mode 2402MHz(Control Screen) | | |
| Remark: | Only worse case is reported | | |



| No. | Mk. | Freq. MHz | Reading Level dBuV | Correct Factor dB/m | Measure- ment dBuV/m | Limit dBuV/m | Over dB | Detector |
|-----|-----|--------------|--------------------------|---------------------------|----------------------------|-----------------------|------------|----------|
| 1 | | 2390.000 | 44.23 | 2.91 | 47.14 | 74.00 | -26.86 | peak |
| 2 | | 2390.000 | 32.95 | 2.91 | 35.86 | 54.00 | -18.14 | AVG |
| 3 | X | 2402.000 | 86.65 | 2.95 | 89.60 | Fundamental Frequency | | peak |
| 4 | * | 2402.200 | 78.80 | 2.95 | 81.75 | Fundamental Frequency | | AVG |

Emission Level= Read Level+ Correct Factor

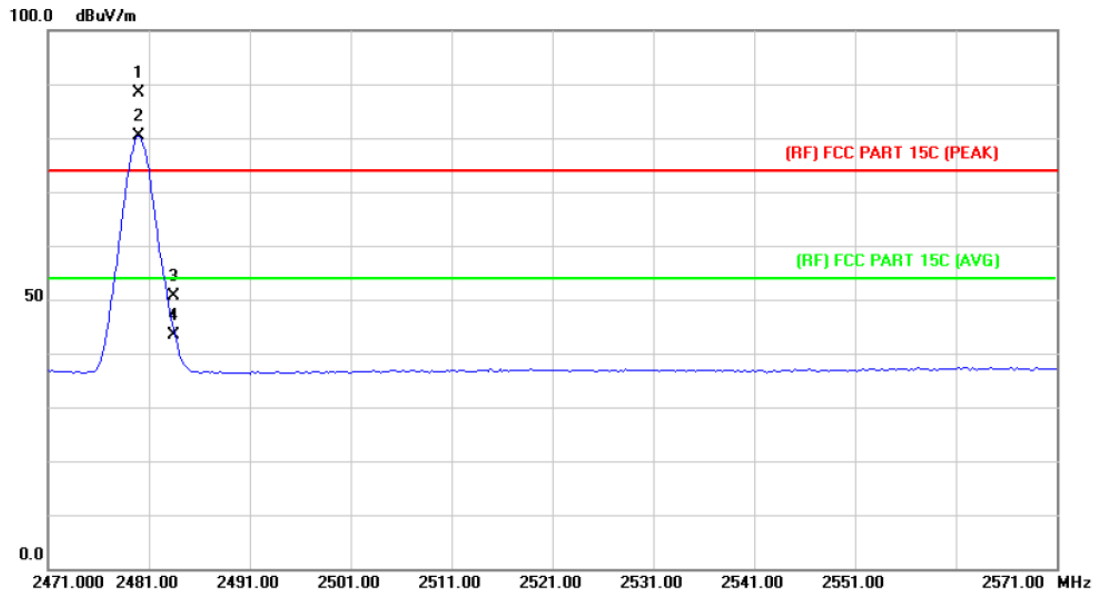
| | | | |
|----------------------|--|---------------------------|-----|
| Temperature: | 25°C | Relative Humidity: | 55% |
| Test Voltage: | AC 120V/60Hz | | |
| Ant. Pol. | Horizontal | | |
| Test Mode: | TX 8-DPSK Mode 2480MHz(Control Screen) | | |
| Remark: | Only worse case is reported | | |



| No. | Mk. | Freq. MHz | Reading Level dBuV | Correct Factor dB/m | Measure- ment dBuV/m | Limit dBuV/m | Over dB | Detector |
|-----|-----|--------------|--------------------------|---------------------------|----------------------------|-----------------------|------------|----------|
| 1 | X | 2480.000 | 94.02 | 3.38 | 97.40 | Fundamental Frequency | | peak |
| 2 | * | 2480.000 | 86.28 | 3.38 | 89.66 | Fundamental Frequency | | AVG |
| 3 | | 2483.500 | 54.43 | 3.40 | 57.83 | 74.00 | -16.17 | peak |
| 4 | | 2483.500 | 48.38 | 3.40 | 51.78 | 54.00 | -2.22 | AVG |

Emission Level= Read Level+ Correct Factor

| | | | |
|----------------------|--|---------------------------|-----|
| Temperature: | 25°C | Relative Humidity: | 55% |
| Test Voltage: | AC 120V/60Hz | | |
| Ant. Pol. | Vertical | | |
| Test Mode: | TX 8-DPSK Mode 2480MHz(Control Screen) | | |
| Remark: | Only worse case is reported | | |

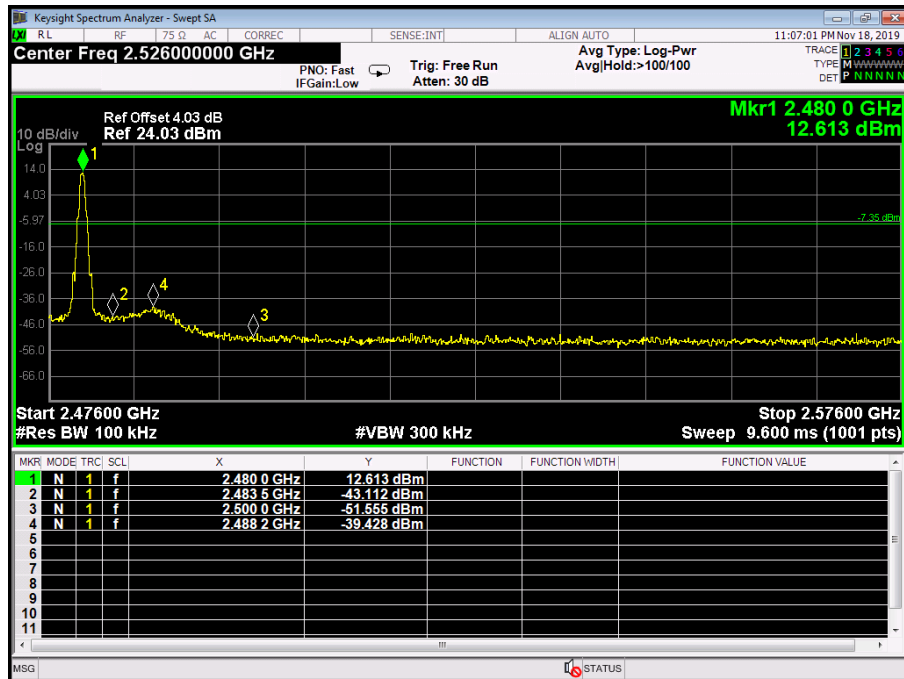
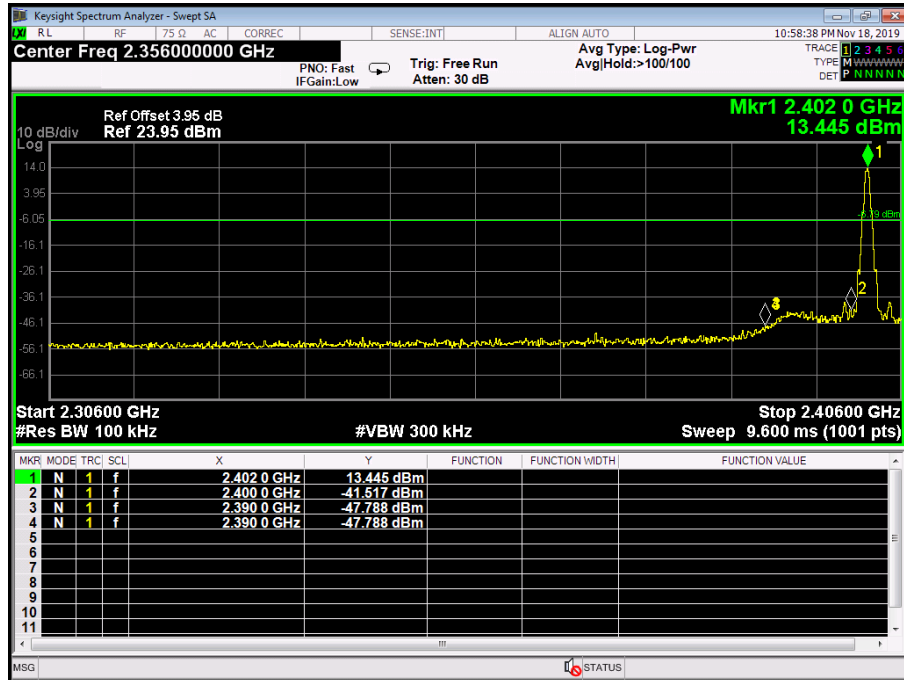


| No. | Mk. | Freq. MHz | Reading Level dBuV | Correct Factor dB/m | Measure- ment dBuV/m | Limit dBuV/m | Over dB | Detector |
|-----|-----|--------------|--------------------------|---------------------------|----------------------------|-----------------------|------------|----------|
| 1 | X | 2480.000 | 84.88 | 3.38 | 88.26 | Fundamental Frequency | | peak |
| 2 | * | 2480.000 | 76.94 | 3.38 | 80.32 | Fundamental Frequency | | AVG |
| 3 | | 2483.500 | 47.20 | 3.40 | 50.60 | 74.00 | -23.40 | peak |
| 4 | | 2483.500 | 39.95 | 3.40 | 43.35 | 54.00 | -10.65 | AVG |

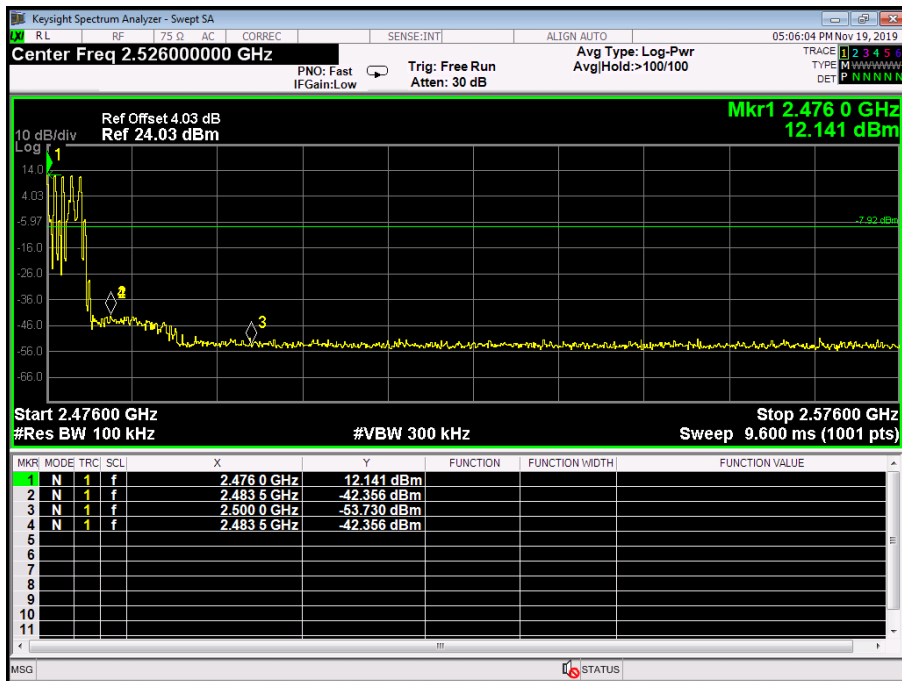
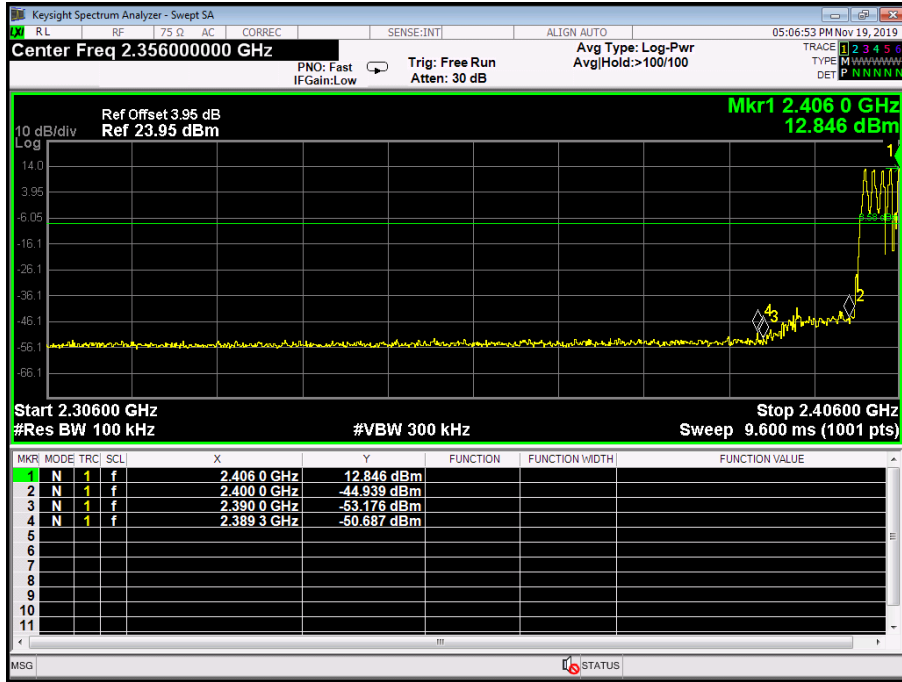
Emission Level= Read Level+ Correct Factor

(2) Conducted Test

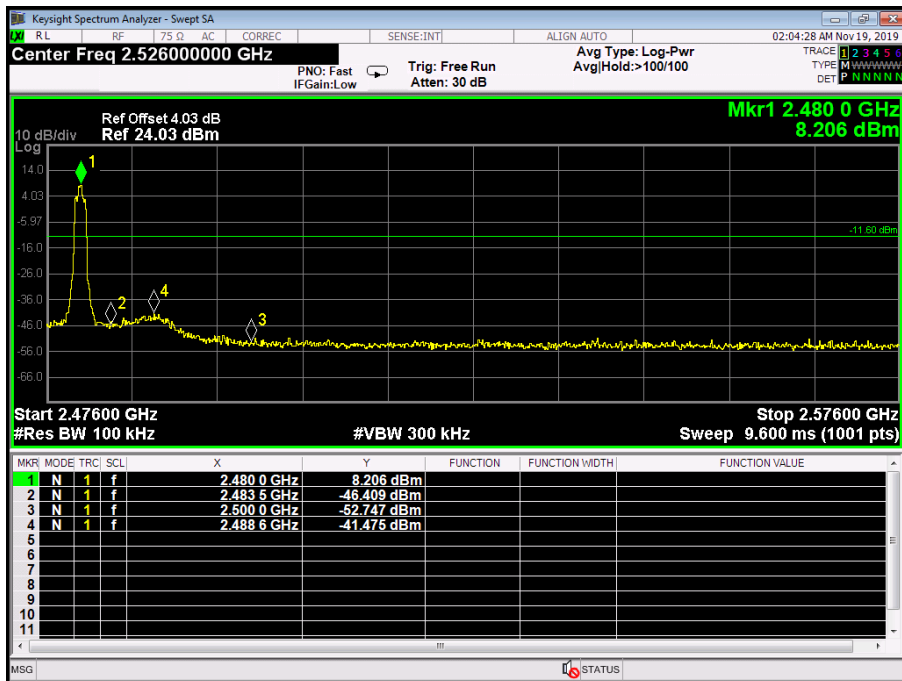
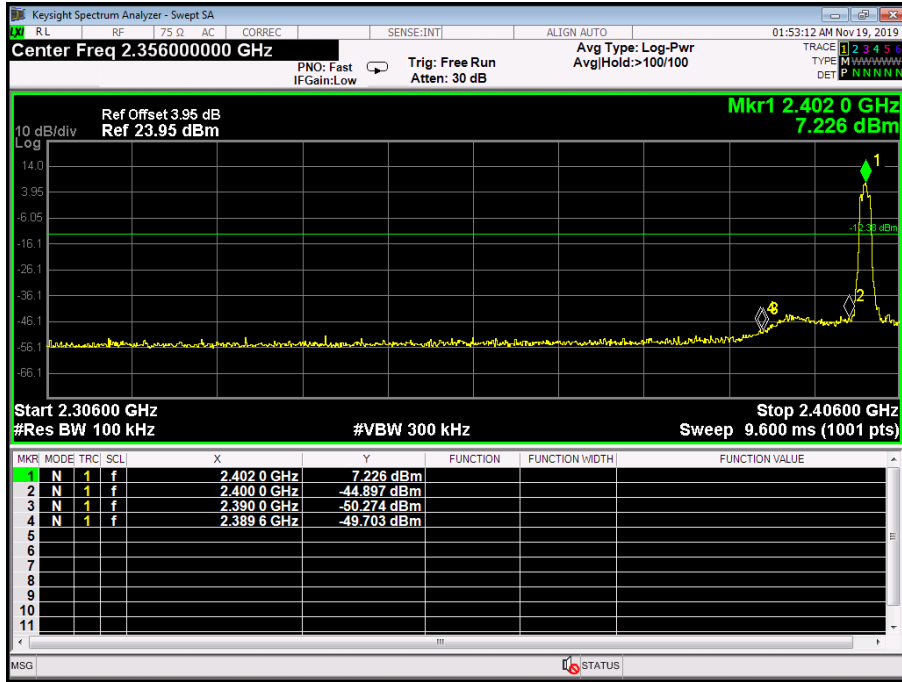
| | | | |
|----------------------|---|---------------------------|-----|
| Temperature: | 25°C | Relative Humidity: | 55% |
| Test Voltage: | AC 120V/60Hz | | |
| Test Mode: | TX GFSK Mode 2402MHz/2480 MHz(Laser Camera) | | |
| Remark: | Only worse case is reported | | |



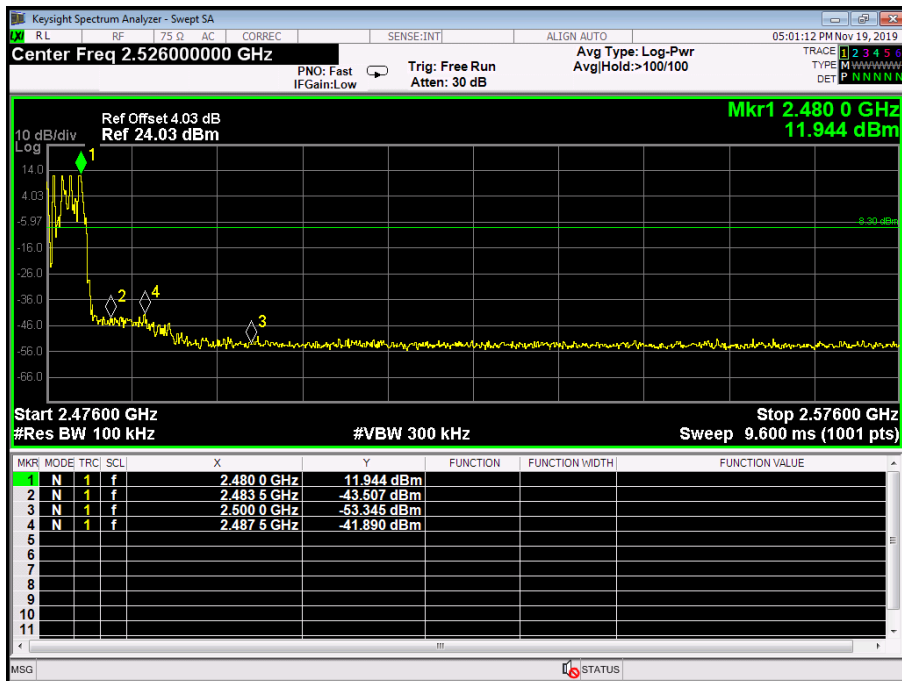
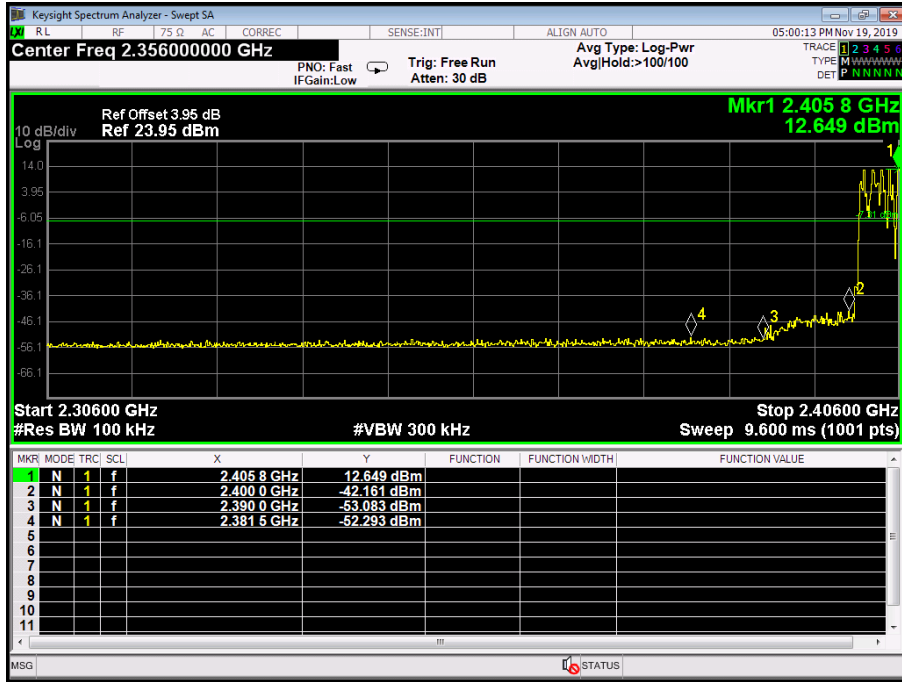
| | | | |
|---------------|---------------------------------|--------------------|-----|
| Temperature: | 25°C | Relative Humidity: | 55% |
| Test Voltage: | AC 120V/60Hz | | |
| Test Mode: | GFSK Hopping Mode(Laser Camera) | | |
| Remark: | Only worse case is reported | | |



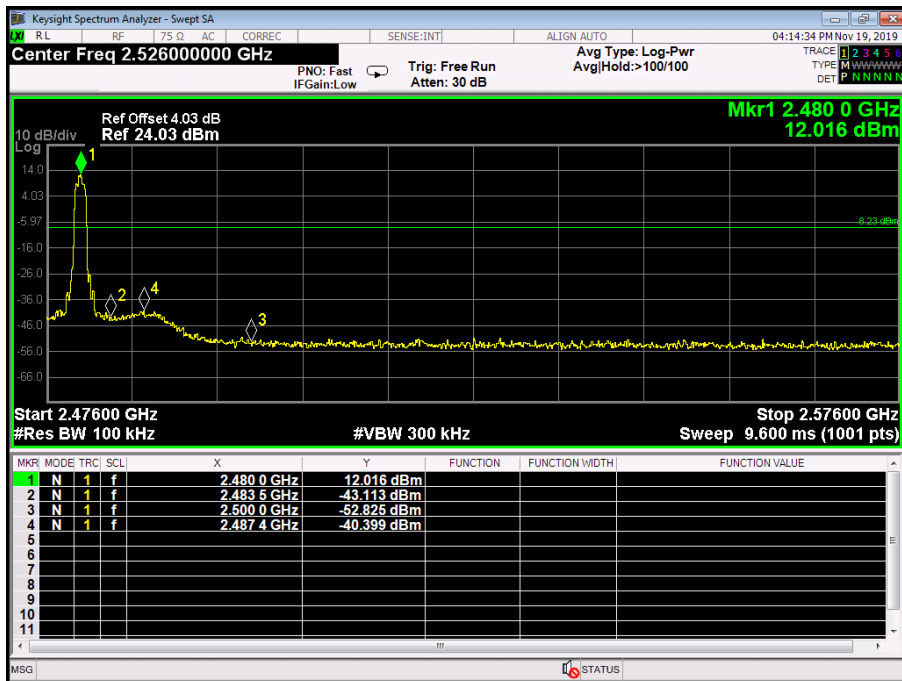
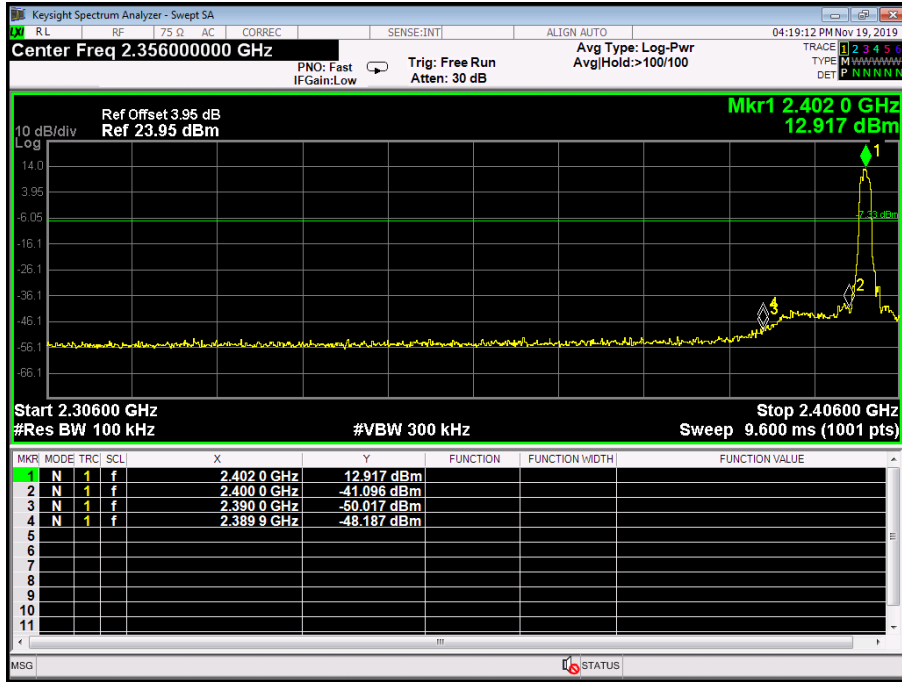
| | | | |
|---------------|---|--------------------|-----|
| Temperature: | 25°C | Relative Humidity: | 55% |
| Test Voltage: | AC 120V/60Hz | | |
| Test Mode: | TX π /4-DQPSK Mode 2402MHz/2480 MHz(Laser Camera) | | |
| Remark: | Only worse case is reported | | |



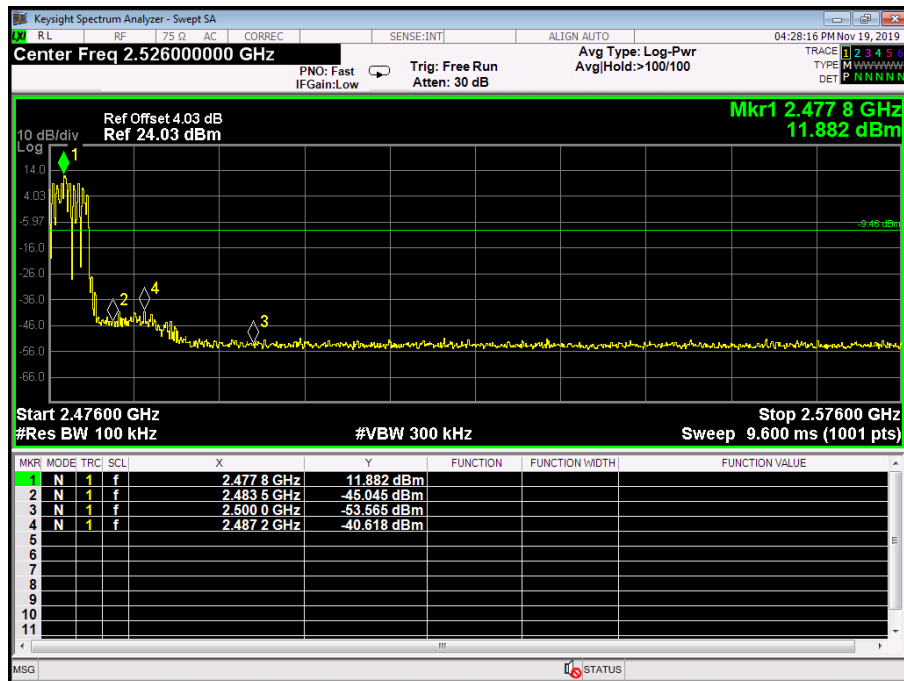
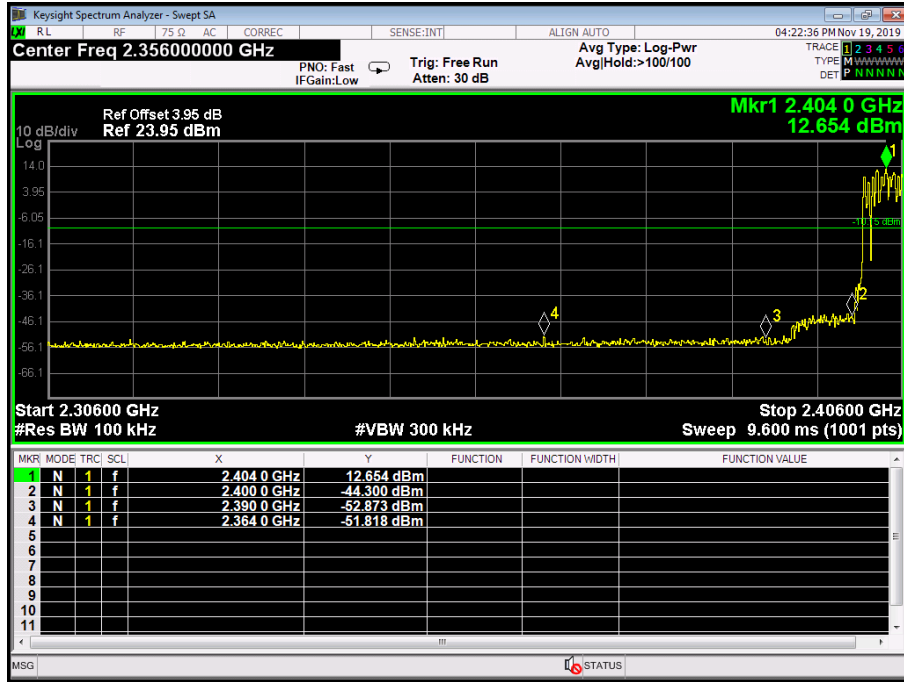
| | | | |
|---------------|---------------------------------------|--------------------|-----|
| Temperature: | 25°C | Relative Humidity: | 55% |
| Test Voltage: | AC 120V/60Hz | | |
| Test Mode: | π /4-DQPSK Hopping Mode(Laser Camera) | | |
| Remark: | Only worse case is reported | | |



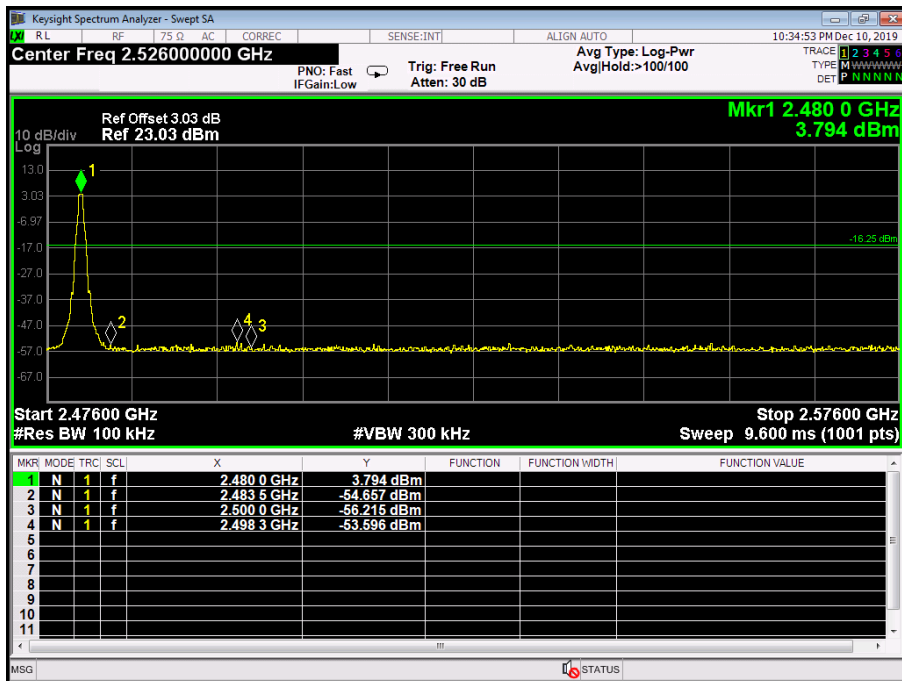
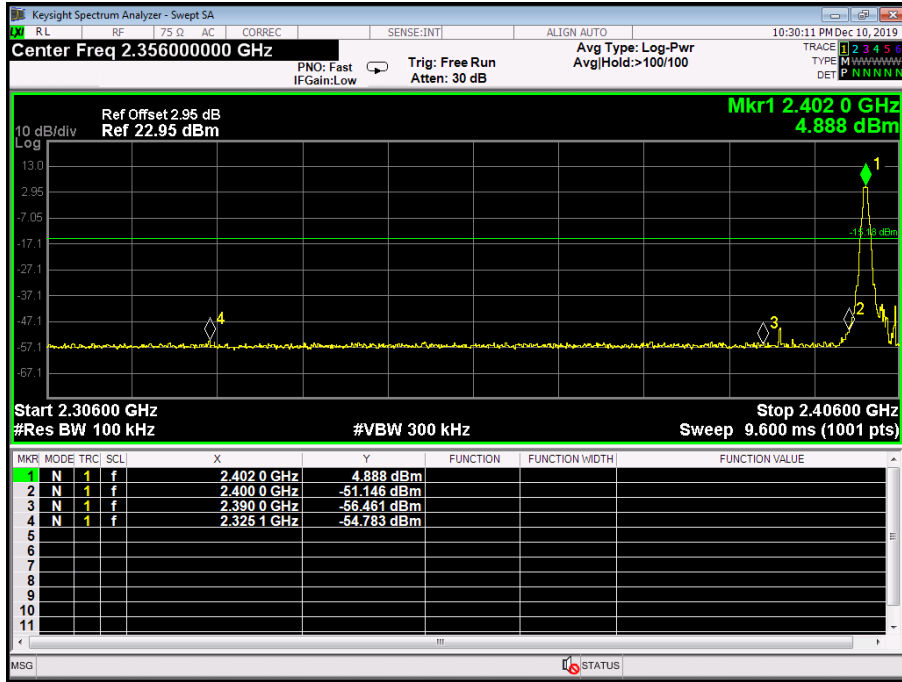
| | | | |
|---------------|---|--------------------|-----|
| Temperature: | 25°C | Relative Humidity: | 55% |
| Test Voltage: | AC 120V/60Hz | | |
| Test Mode: | TX 8-DPSK Mode 2402MHz/2480 MHz(Laser Camera) | | |
| Remark: | Only worse case is reported | | |



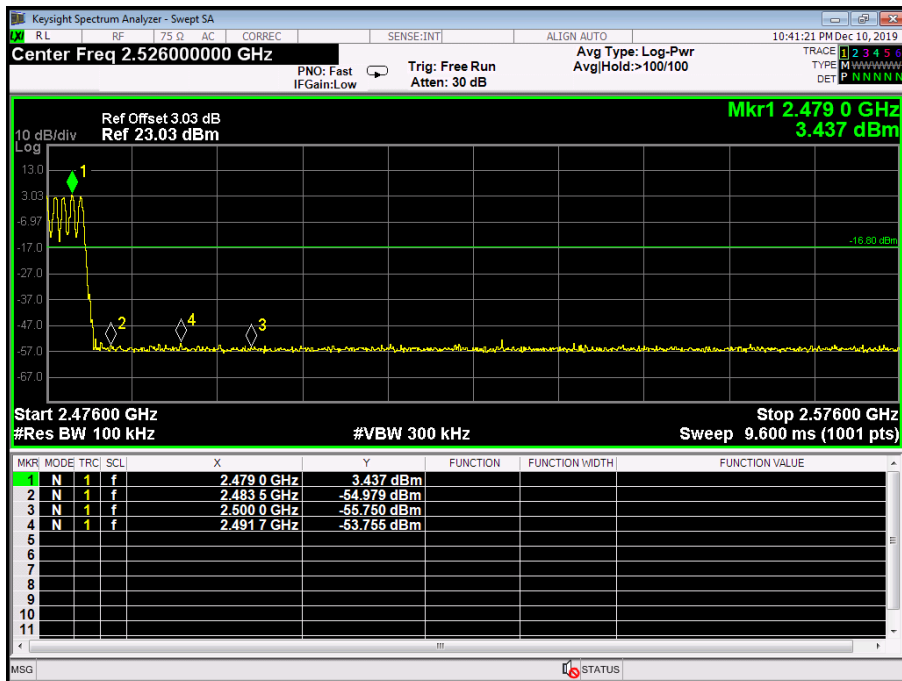
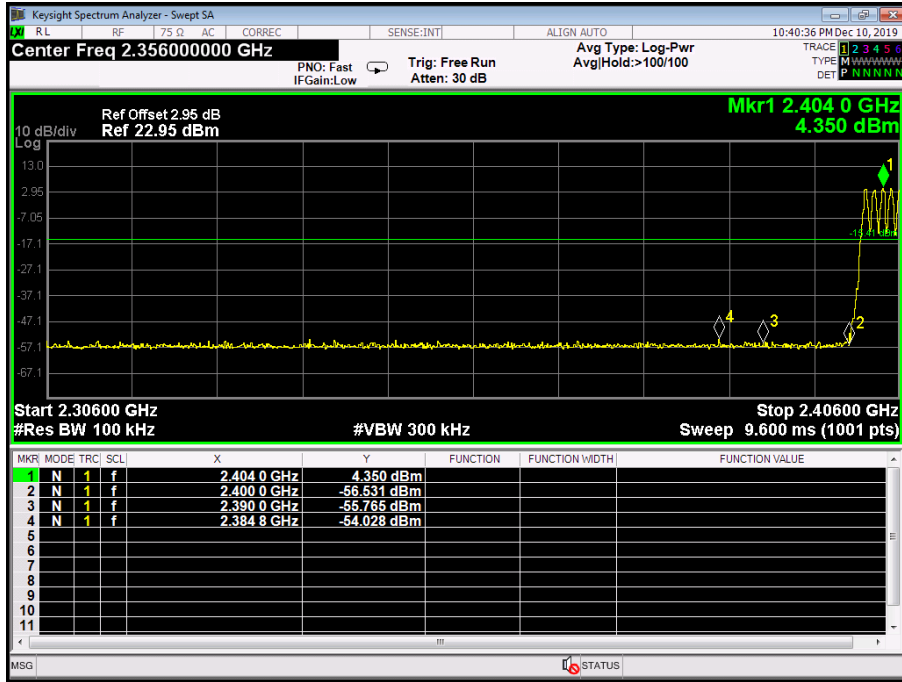
| | | | |
|---------------|-----------------------------------|--------------------|-----|
| Temperature: | 25°C | Relative Humidity: | 55% |
| Test Voltage: | AC 120V/60Hz | | |
| Test Mode: | 8-DPSK Hopping Mode(Laser Camera) | | |
| Remark: | Only worse case is reported | | |



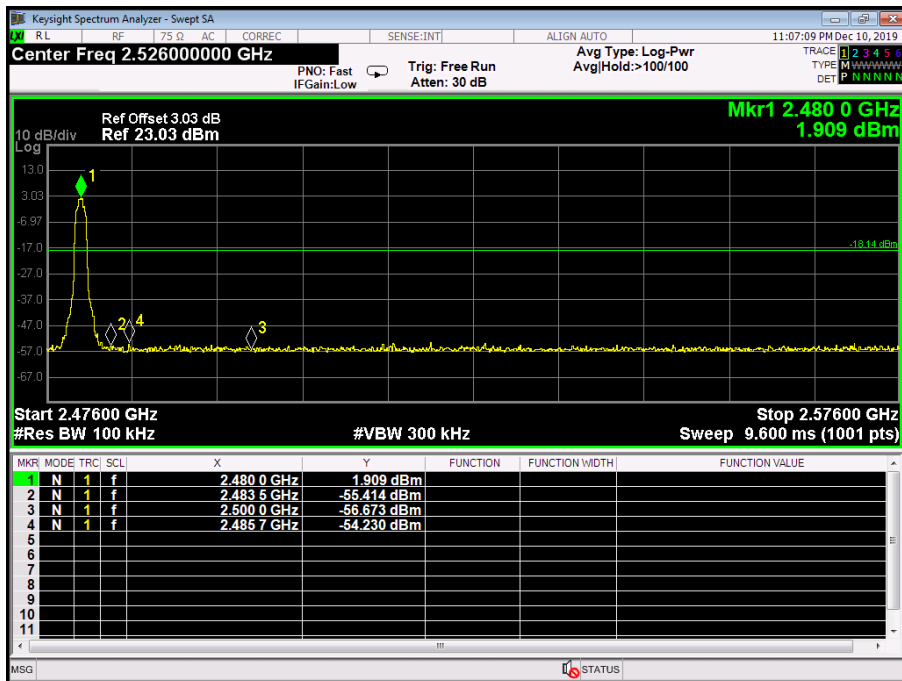
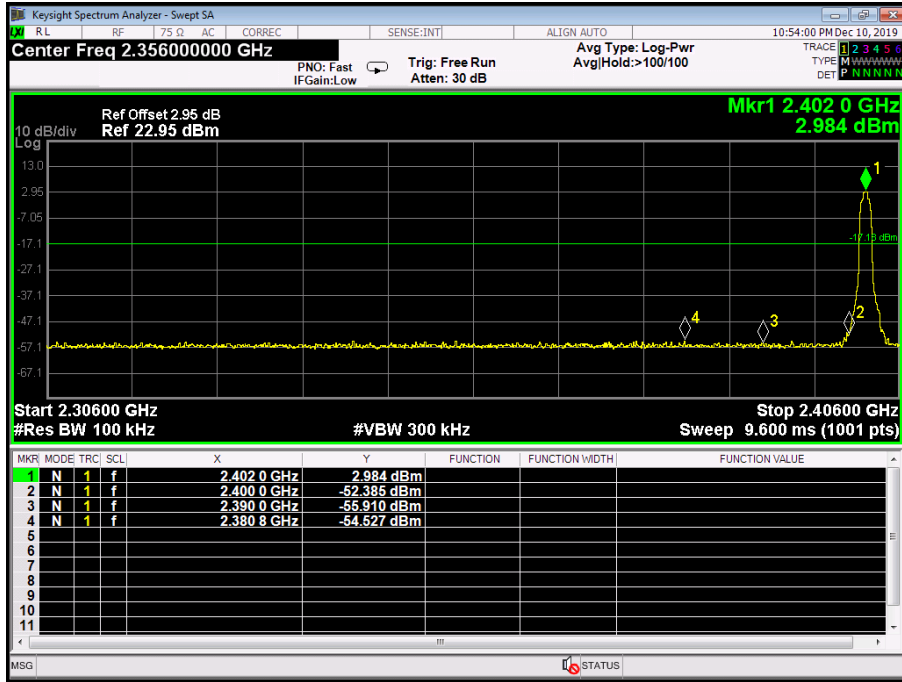
| | | | |
|---------------|--|--------------------|-----|
| Temperature: | 25°C | Relative Humidity: | 55% |
| Test Voltage: | AC 120V/60Hz | | |
| Test Mode: | TX GFSK Mode 2402MHz/2480MHz(Control Screen) | | |
| Remark: | Only worse case is reported | | |



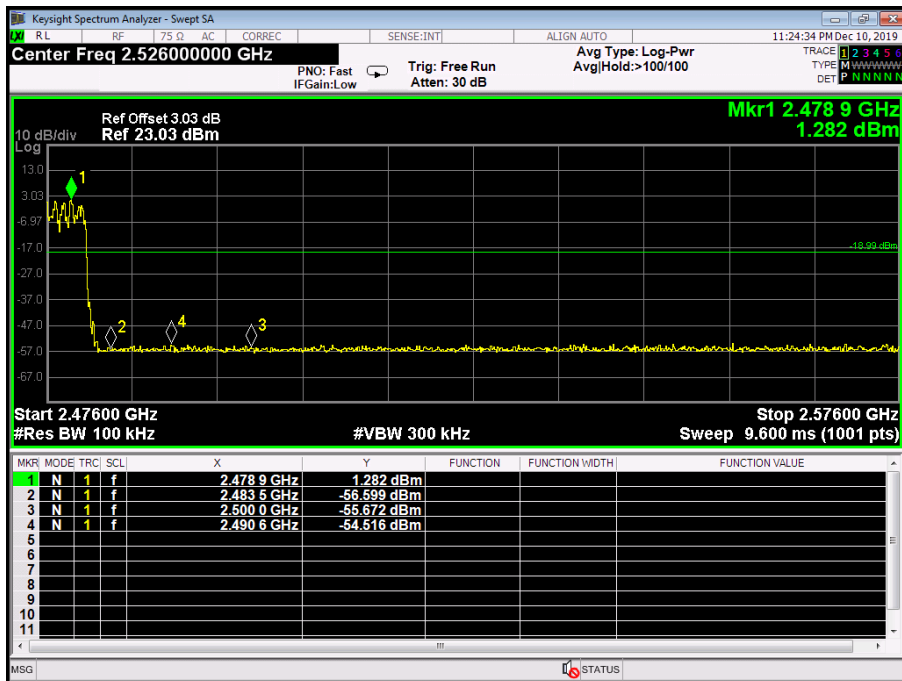
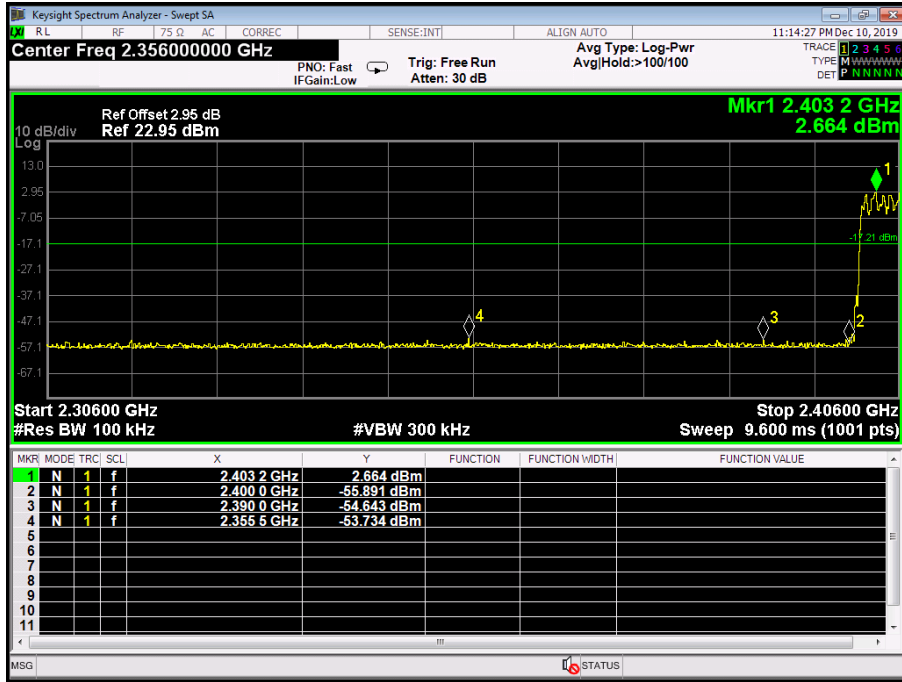
| | | | |
|---------------|-----------------------------------|--------------------|-----|
| Temperature: | 25°C | Relative Humidity: | 55% |
| Test Voltage: | AC 120V/60Hz | | |
| Test Mode: | GFSK Hopping Mode(Control Screen) | | |
| Remark: | Only worse case is reported | | |



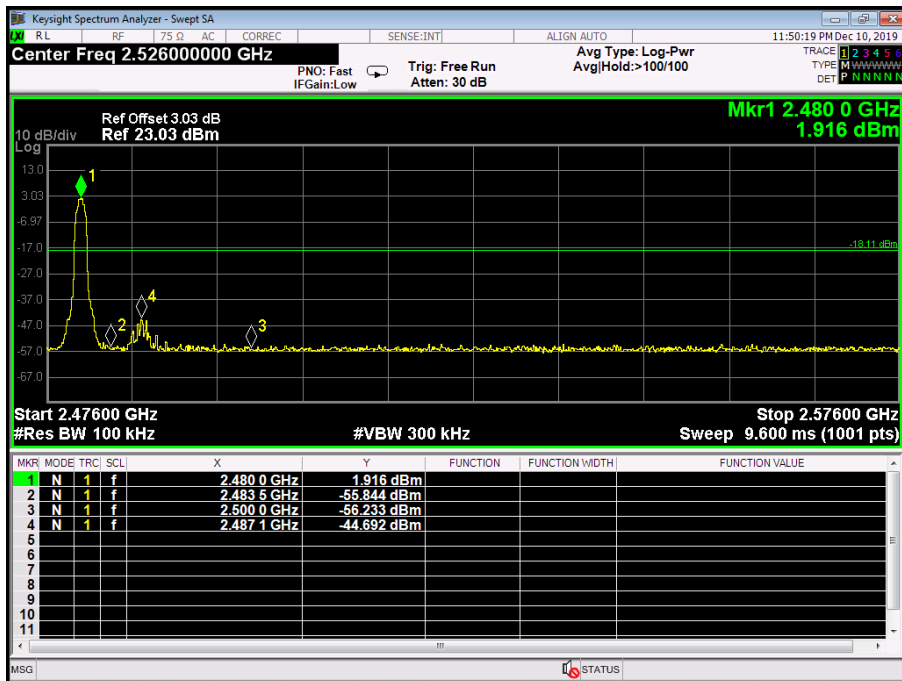
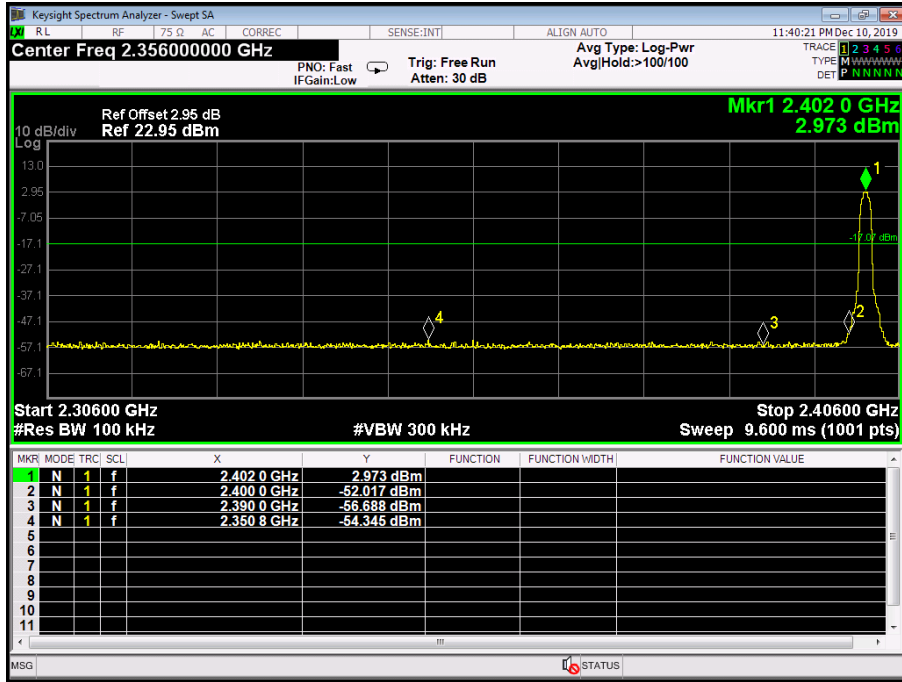
| | | | |
|---------------|--|--------------------|-----|
| Temperature: | 25°C | Relative Humidity: | 55% |
| Test Voltage: | AC 120V/60Hz | | |
| Test Mode: | TX π /4-DQPSK Mode 2402MHz/2480MHz(Control Screen) | | |
| Remark: | Only worse case is reported | | |



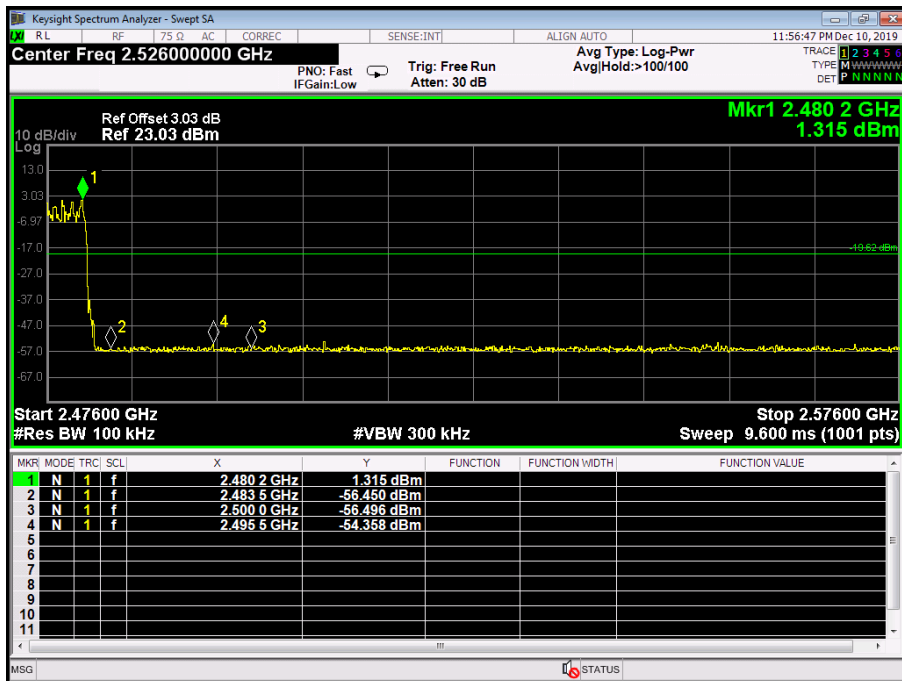
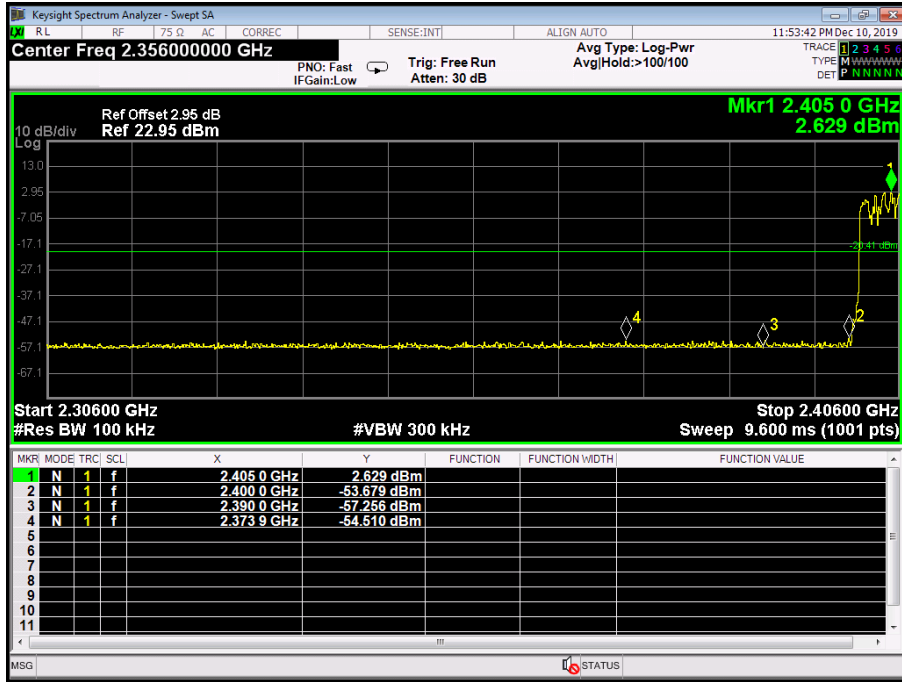
| | | | |
|---------------|---|--------------------|-----|
| Temperature: | 25°C | Relative Humidity: | 55% |
| Test Voltage: | AC 120V/60Hz | | |
| Test Mode: | π /4-DQPSK Hopping Mode(Control Screen) | | |
| Remark: | Only worse case is reported | | |



| | | | |
|---------------|--|--------------------|-----|
| Temperature: | 25°C | Relative Humidity: | 55% |
| Test Voltage: | AC 120V/60Hz | | |
| Test Mode: | TX 8-DPSK Mode 2402MHz/2480MHz(Control Screen) | | |
| Remark: | Only worse case is reported | | |



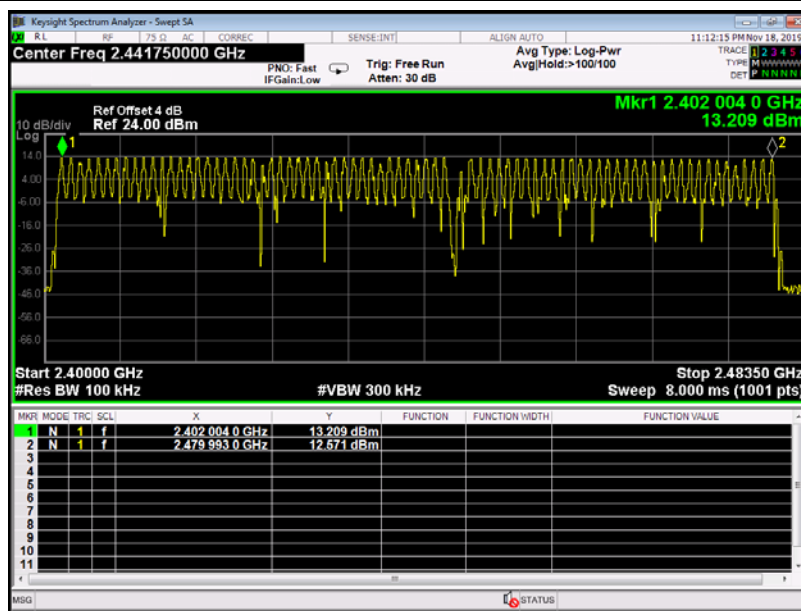
| | | | |
|---------------|-------------------------------------|--------------------|-----|
| Temperature: | 25°C | Relative Humidity: | 55% |
| Test Voltage: | AC 120V/60Hz | | |
| Test Mode: | 8-DPSK Hopping Mode(Control Screen) | | |
| Remark: | Only worse case is reported | | |



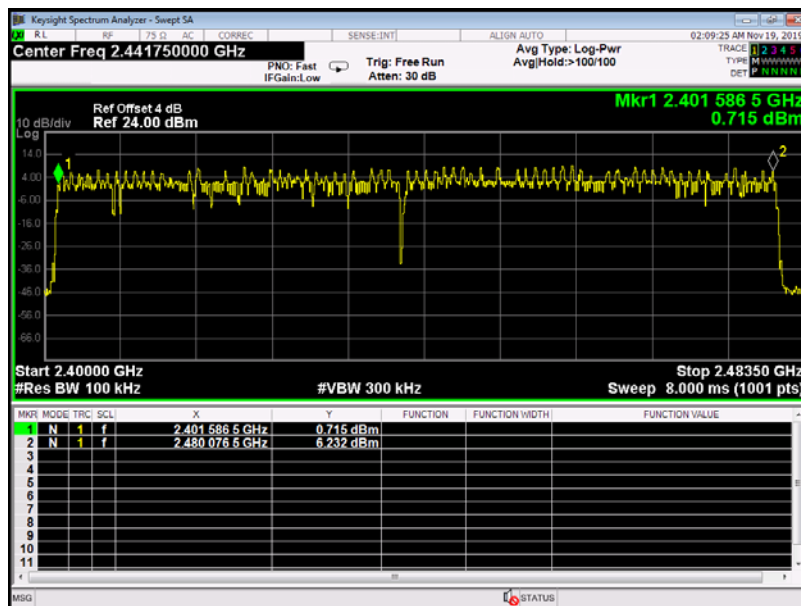
Attachment D-- Number of Hopping Channel Test Data

| Temperature: | 25°C | Relative Humidity: | 55% |
|-----------------|----------------------------|-----------------------------|-------|
| Test Voltage: | AC 120V/60Hz | | |
| Test Mode: | Hopping Mode(Laser Camera) | | |
| Frequency Range | Test Mode | Quantity of Hopping Channel | Limit |
| 2402MHz~2480MHz | GFSK | 79 | >15 |
| | $\pi/4$ -DQPSK | 79 | |
| | 8-DPSK | 79 | |

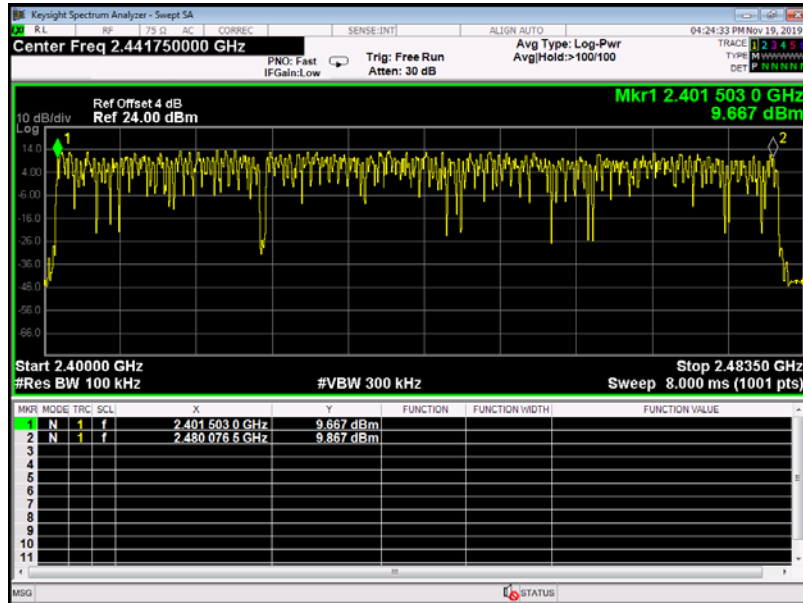
GFSK Mode



$\pi/4$ -DQPSK Mode

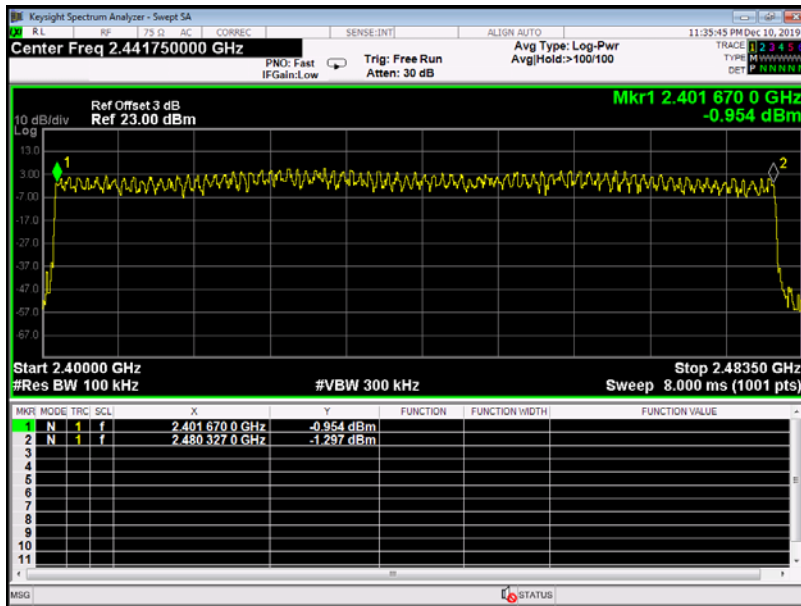


8-DPSK Mode

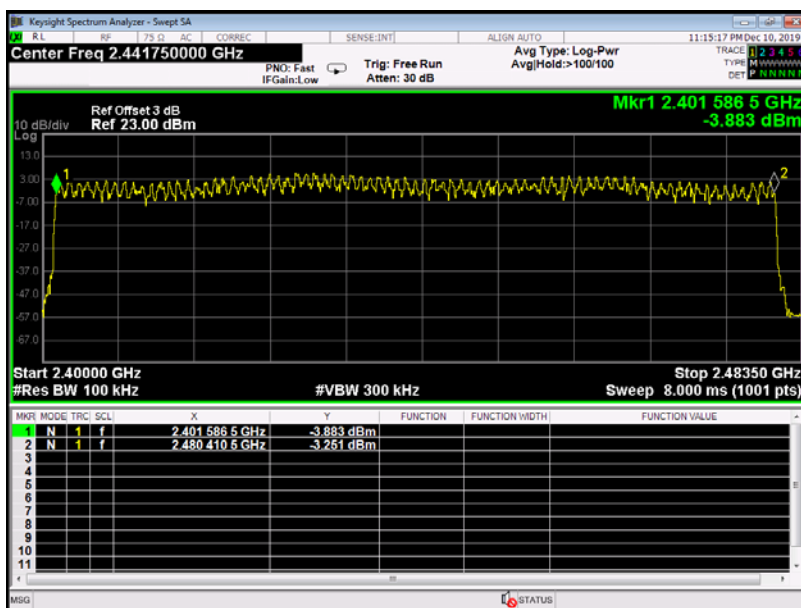


| | | | |
|-----------------|------------------------------|-----------------------------|-------|
| Temperature: | 25°C | Relative Humidity: | 55% |
| Test Voltage: | AC 120V/60Hz | | |
| Test Mode: | Hopping Mode(Control Screen) | | |
| Frequency Range | Test Mode | Quantity of Hopping Channel | Limit |
| 2402MHz~2480MHz | GFSK | 79 | >15 |
| | π /4-DQPSK | 79 | |
| | 8-DPSK | 79 | |

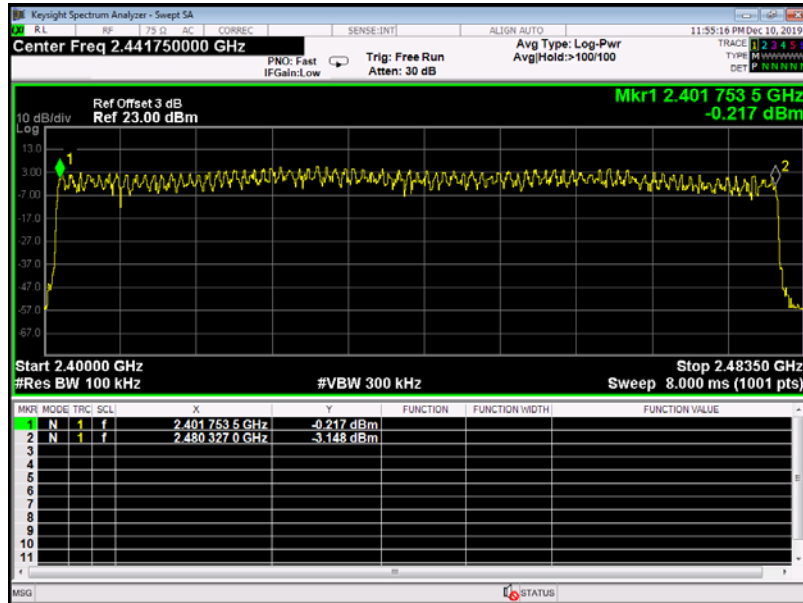
GFSK Mode



π /4-DQPSK Mode



8-DPSK Mode



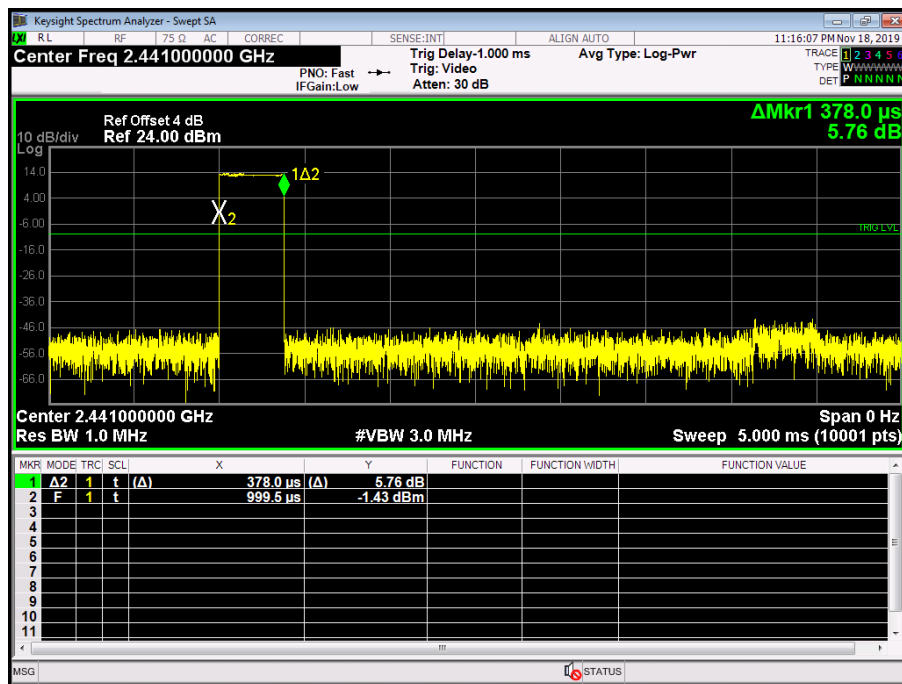
Attachment E-- Average Time of Occupancy Test Data

| Temperature: | | 25°C | | Relative Humidity: | | 55% | |
|----------------------|---------------|------------------------------------|---------------------|---------------------------|------------|--------|--|
| Test Voltage: | | AC 120V/60Hz | | | | | |
| Test Mode: | | Hopping Mode (GFSK) (Laser Camera) | | | | | |
| Test Mode | Channel (MHz) | Pulse Time (ms) | Total of Dwell (ms) | Period Time (s) | Limit (ms) | Result | |
| 1DH1 | 2441 | 0.378 | 120.96 | 31.60 | 400 | PASS | |
| 1DH3 | 2441 | 1.634 | 261.44 | 31.60 | 400 | PASS | |
| 1DH5 | 2441 | 2.882 | 307.41 | 31.60 | 400 | PASS | |

1DH1 Total of Dwell= Pulse Time*(1600/2)*31.6/79
 1DH3 Total of Dwell= Pulse Time*(1600/4)*31.6/79
 1DH5 Total of Dwell= Pulse Time*(1600/6)*31.6/79

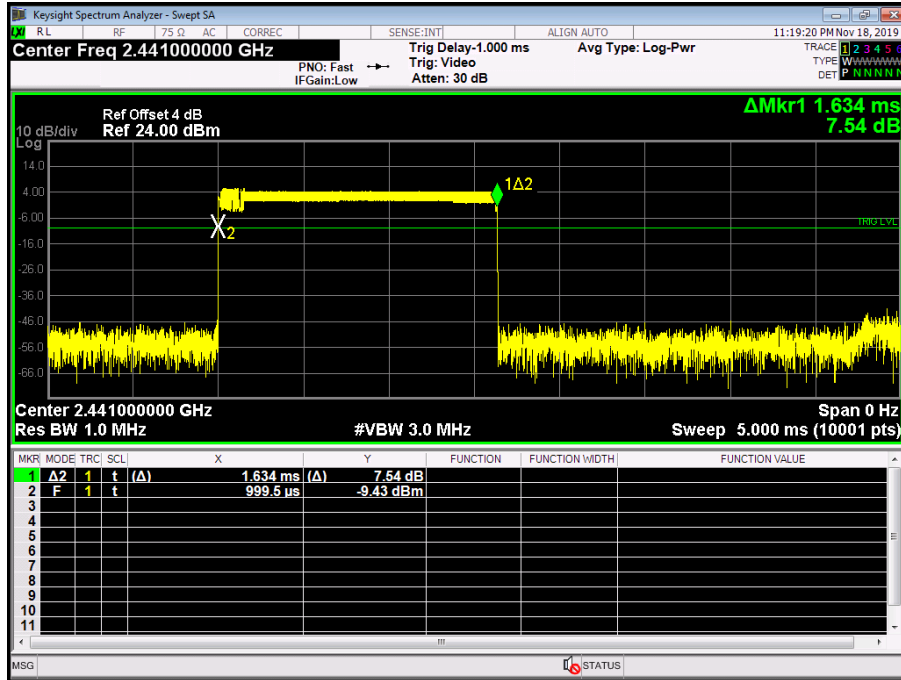
GFSK Hopping Mode 1DH1

2441 MHz



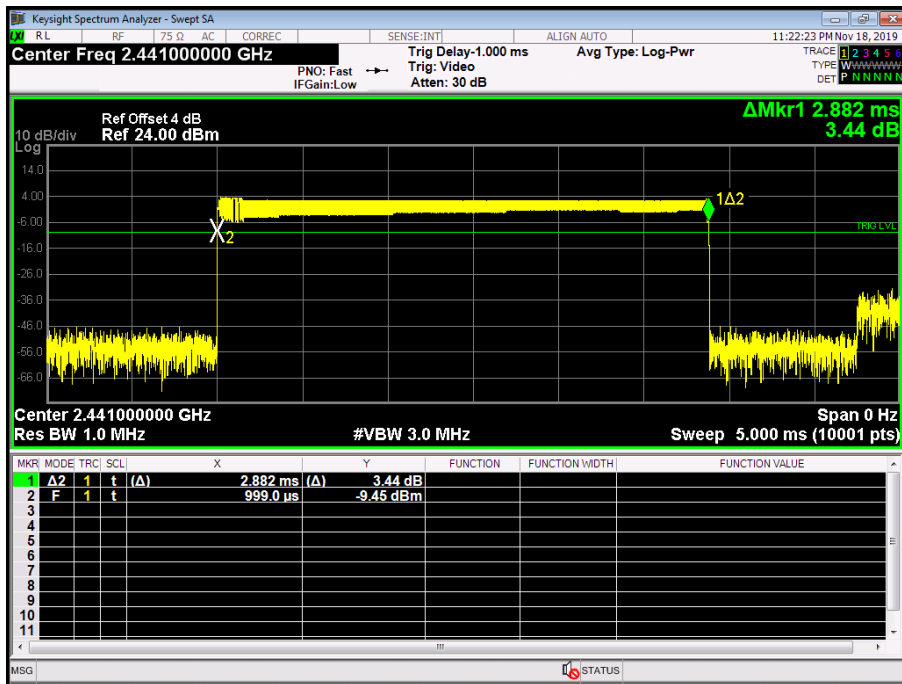
GFSK Hopping Mode 1DH3

2441 MHz



GFSK Hopping Mode 1DH5

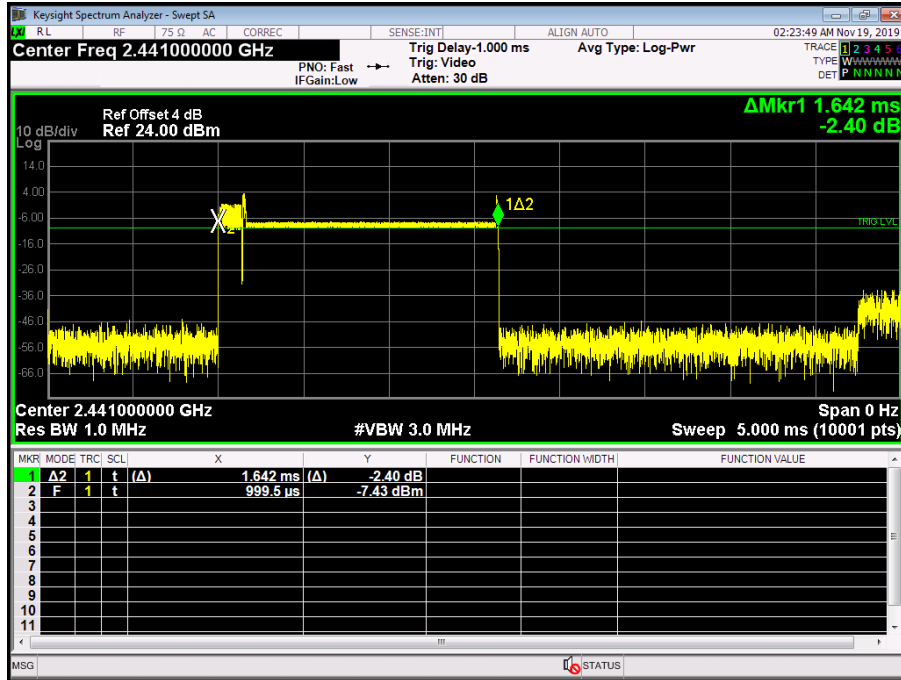
2441 MHz



| Temperature: | | 25°C | | Relative Humidity: | | 55% | | | | | | | | | | | | | | | | | | | | | | | | | | | | | | | | | | | | | | | | | | | | | | | | | | | | | | | | | | | | | | | | | | | | | | | | | | | | | | | | | | | | | | | | | | | | | | | | | | | | | | | | | | | | | |
|--|---------------|---|---------------------|---------------------------|--------------|----------|----------------|----------------|------|-----|-----|---|---|----------|----------------|----------------|---|----|---|---|-----|--------------|--|--|----------|---|---|---|---|--|----------|--|--|-----------|---|--|--|--|--|--|--|--|--|---|--|--|--|--|--|--|--|--|---|--|--|--|--|--|--|--|--|---|--|--|--|--|--|--|--|--|---|--|--|--|--|--|--|--|--|---|--|--|--|--|--|--|--|--|---|--|--|--|--|--|--|--|--|----|--|--|--|--|--|--|--|--|----|--|--|--|--|--|--|--|--|
| Test Voltage: | | AC 120V/60Hz | | | | | | | | | | | | | | | | | | | | | | | | | | | | | | | | | | | | | | | | | | | | | | | | | | | | | | | | | | | | | | | | | | | | | | | | | | | | | | | | | | | | | | | | | | | | | | | | | | | | | | | | | | | | | | | | | |
| Test Mode: | | Hopping Mode ($\pi/4$ -DQPSK) (Laser Camera) | | | | | | | | | | | | | | | | | | | | | | | | | | | | | | | | | | | | | | | | | | | | | | | | | | | | | | | | | | | | | | | | | | | | | | | | | | | | | | | | | | | | | | | | | | | | | | | | | | | | | | | | | | | | | | | | | |
| Test Mode | Channel (MHz) | Pulse Time (ms) | Total of Dwell (ms) | Period Time (s) | Limit (ms) | Result | | | | | | | | | | | | | | | | | | | | | | | | | | | | | | | | | | | | | | | | | | | | | | | | | | | | | | | | | | | | | | | | | | | | | | | | | | | | | | | | | | | | | | | | | | | | | | | | | | | | | | | | | | | | | |
| 2DH1 | 2441 | 0.389 | 124.48 | 31.60 | 400 | PASS | | | | | | | | | | | | | | | | | | | | | | | | | | | | | | | | | | | | | | | | | | | | | | | | | | | | | | | | | | | | | | | | | | | | | | | | | | | | | | | | | | | | | | | | | | | | | | | | | | | | | | | | | | | | | |
| 2DH3 | 2441 | 1.642 | 262.72 | 31.60 | 400 | PASS | | | | | | | | | | | | | | | | | | | | | | | | | | | | | | | | | | | | | | | | | | | | | | | | | | | | | | | | | | | | | | | | | | | | | | | | | | | | | | | | | | | | | | | | | | | | | | | | | | | | | | | | | | | | | |
| 2DH5 | 2441 | 2.890 | 308.27 | 31.60 | 400 | PASS | | | | | | | | | | | | | | | | | | | | | | | | | | | | | | | | | | | | | | | | | | | | | | | | | | | | | | | | | | | | | | | | | | | | | | | | | | | | | | | | | | | | | | | | | | | | | | | | | | | | | | | | | | | | | |
| 2DH1 Total of Dwell= Pulse Time*(1600/2)*31.6/79 2DH3 Total of Dwell= Pulse Time*(1600/4)*31.6/79 2DH5 Total of Dwell= Pulse Time*(1600/6)*31.6/79 | | | | | | | | | | | | | | | | | | | | | | | | | | | | | | | | | | | | | | | | | | | | | | | | | | | | | | | | | | | | | | | | | | | | | | | | | | | | | | | | | | | | | | | | | | | | | | | | | | | | | | | | | | | | | | | | | | | |
| $\pi/4$-DQPSK Hopping Mode 2DH1 | | | | | | | | | | | | | | | | | | | | | | | | | | | | | | | | | | | | | | | | | | | | | | | | | | | | | | | | | | | | | | | | | | | | | | | | | | | | | | | | | | | | | | | | | | | | | | | | | | | | | | | | | | | | | | | | | | | |
| 2441 MHz | | | | | | | | | | | | | | | | | | | | | | | | | | | | | | | | | | | | | | | | | | | | | | | | | | | | | | | | | | | | | | | | | | | | | | | | | | | | | | | | | | | | | | | | | | | | | | | | | | | | | | | | | | | | | | | | | | | |
| <p>Keysight Spectrum Analyzer - Swept SA Center Freq 2.441000000 GHz Ref Offset 4 dB Ref 24.00 dBm ΔMkr1 389.0 μs -1.53 dB Center 2.441000000 GHz Res BW 1.0 MHz #VBW 3.0 MHz Sweep 5.000 ms (10001 pts)</p> <table border="1"> <thead> <tr> <th>MKR</th> <th>MODE</th> <th>TRC</th> <th>SCL</th> <th>X</th> <th>Y</th> <th>FUNCTION</th> <th>FUNCTION WIDTH</th> <th>FUNCTION VALUE</th> </tr> </thead> <tbody> <tr> <td>1</td> <td>Δ2</td> <td>1</td> <td>t</td> <td>(Δ)</td> <td>389.0 μs (Δ)</td> <td></td> <td></td> <td>-1.53 dB</td> </tr> <tr> <td>2</td> <td>F</td> <td>1</td> <td>t</td> <td></td> <td>999.5 μs</td> <td></td> <td></td> <td>-5.69 dBm</td> </tr> <tr> <td>3</td> <td></td> <td></td> <td></td> <td></td> <td></td> <td></td> <td></td> <td></td> </tr> <tr> <td>4</td> <td></td> <td></td> <td></td> <td></td> <td></td> <td></td> <td></td> <td></td> </tr> <tr> <td>5</td> <td></td> <td></td> <td></td> <td></td> <td></td> <td></td> <td></td> <td></td> </tr> <tr> <td>6</td> <td></td> <td></td> <td></td> <td></td> <td></td> <td></td> <td></td> <td></td> </tr> <tr> <td>7</td> <td></td> <td></td> <td></td> <td></td> <td></td> <td></td> <td></td> <td></td> </tr> <tr> <td>8</td> <td></td> <td></td> <td></td> <td></td> <td></td> <td></td> <td></td> <td></td> </tr> <tr> <td>9</td> <td></td> <td></td> <td></td> <td></td> <td></td> <td></td> <td></td> <td></td> </tr> <tr> <td>10</td> <td></td> <td></td> <td></td> <td></td> <td></td> <td></td> <td></td> <td></td> </tr> <tr> <td>11</td> <td></td> <td></td> <td></td> <td></td> <td></td> <td></td> <td></td> <td></td> </tr> </tbody> </table> | | | | | | | | MKR | MODE | TRC | SCL | X | Y | FUNCTION | FUNCTION WIDTH | FUNCTION VALUE | 1 | Δ2 | 1 | t | (Δ) | 389.0 μs (Δ) | | | -1.53 dB | 2 | F | 1 | t | | 999.5 μs | | | -5.69 dBm | 3 | | | | | | | | | 4 | | | | | | | | | 5 | | | | | | | | | 6 | | | | | | | | | 7 | | | | | | | | | 8 | | | | | | | | | 9 | | | | | | | | | 10 | | | | | | | | | 11 | | | | | | | | |
| MKR | MODE | TRC | SCL | X | Y | FUNCTION | FUNCTION WIDTH | FUNCTION VALUE | | | | | | | | | | | | | | | | | | | | | | | | | | | | | | | | | | | | | | | | | | | | | | | | | | | | | | | | | | | | | | | | | | | | | | | | | | | | | | | | | | | | | | | | | | | | | | | | | | | | | | | | | | | |
| 1 | Δ2 | 1 | t | (Δ) | 389.0 μs (Δ) | | | -1.53 dB | | | | | | | | | | | | | | | | | | | | | | | | | | | | | | | | | | | | | | | | | | | | | | | | | | | | | | | | | | | | | | | | | | | | | | | | | | | | | | | | | | | | | | | | | | | | | | | | | | | | | | | | | | | |
| 2 | F | 1 | t | | 999.5 μs | | | -5.69 dBm | | | | | | | | | | | | | | | | | | | | | | | | | | | | | | | | | | | | | | | | | | | | | | | | | | | | | | | | | | | | | | | | | | | | | | | | | | | | | | | | | | | | | | | | | | | | | | | | | | | | | | | | | | | |
| 3 | | | | | | | | | | | | | | | | | | | | | | | | | | | | | | | | | | | | | | | | | | | | | | | | | | | | | | | | | | | | | | | | | | | | | | | | | | | | | | | | | | | | | | | | | | | | | | | | | | | | | | | | | | | | | | | | | | | |
| 4 | | | | | | | | | | | | | | | | | | | | | | | | | | | | | | | | | | | | | | | | | | | | | | | | | | | | | | | | | | | | | | | | | | | | | | | | | | | | | | | | | | | | | | | | | | | | | | | | | | | | | | | | | | | | | | | | | | | |
| 5 | | | | | | | | | | | | | | | | | | | | | | | | | | | | | | | | | | | | | | | | | | | | | | | | | | | | | | | | | | | | | | | | | | | | | | | | | | | | | | | | | | | | | | | | | | | | | | | | | | | | | | | | | | | | | | | | | | | |
| 6 | | | | | | | | | | | | | | | | | | | | | | | | | | | | | | | | | | | | | | | | | | | | | | | | | | | | | | | | | | | | | | | | | | | | | | | | | | | | | | | | | | | | | | | | | | | | | | | | | | | | | | | | | | | | | | | | | | | |
| 7 | | | | | | | | | | | | | | | | | | | | | | | | | | | | | | | | | | | | | | | | | | | | | | | | | | | | | | | | | | | | | | | | | | | | | | | | | | | | | | | | | | | | | | | | | | | | | | | | | | | | | | | | | | | | | | | | | | | |
| 8 | | | | | | | | | | | | | | | | | | | | | | | | | | | | | | | | | | | | | | | | | | | | | | | | | | | | | | | | | | | | | | | | | | | | | | | | | | | | | | | | | | | | | | | | | | | | | | | | | | | | | | | | | | | | | | | | | | | |
| 9 | | | | | | | | | | | | | | | | | | | | | | | | | | | | | | | | | | | | | | | | | | | | | | | | | | | | | | | | | | | | | | | | | | | | | | | | | | | | | | | | | | | | | | | | | | | | | | | | | | | | | | | | | | | | | | | | | | | |
| 10 | | | | | | | | | | | | | | | | | | | | | | | | | | | | | | | | | | | | | | | | | | | | | | | | | | | | | | | | | | | | | | | | | | | | | | | | | | | | | | | | | | | | | | | | | | | | | | | | | | | | | | | | | | | | | | | | | | | |
| 11 | | | | | | | | | | | | | | | | | | | | | | | | | | | | | | | | | | | | | | | | | | | | | | | | | | | | | | | | | | | | | | | | | | | | | | | | | | | | | | | | | | | | | | | | | | | | | | | | | | | | | | | | | | | | | | | | | | | |

$\pi/4$ -DQPSK Hopping Mode 2DH3

2441 MHz



$\pi/4$ -DQPSK Hopping Mode 2DH5

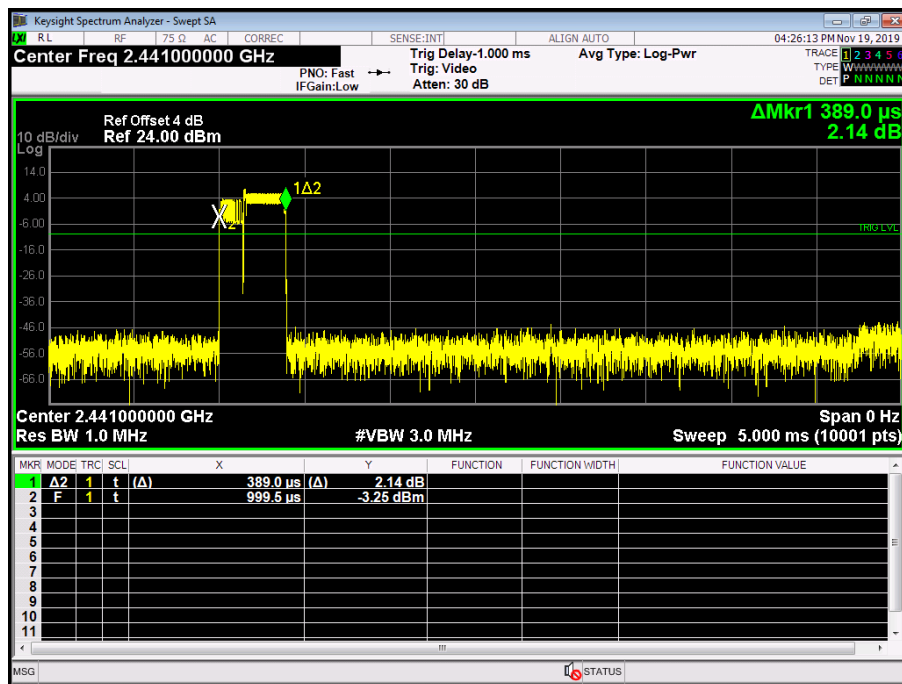
2441 MHz



| Temperature: | | 25°C | | Relative Humidity: | | 55% | |
|---|---------------|--------------------------------------|---------------------|---------------------------|------------|--------|--|
| Test Voltage: | | AC 120V/60Hz | | | | | |
| Test Mode: | | Hopping Mode (8-DPSK) (Laser Camera) | | | | | |
| Test Mode | Channel (MHz) | Pulse Time (ms) | Total of Dwell (ms) | Period Time (s) | Limit (ms) | Result | |
| 2DH1 | 2441 | 0.389 | 124.48 | 31.60 | 400 | PASS | |
| 2DH3 | 2441 | 1.641 | 262.56 | 31.60 | 400 | PASS | |
| 2DH5 | 2441 | 2.892 | 308.48 | 31.60 | 400 | PASS | |
| <p>2DH1 Total of Dwell= Pulse Time*(1600/2)*31.6/79</p> <p>2DH3 Total of Dwell= Pulse Time*(1600/4)*31.6/79</p> <p>2DH5 Total of Dwell= Pulse Time*(1600/6)*31.6/79</p> | | | | | | | |

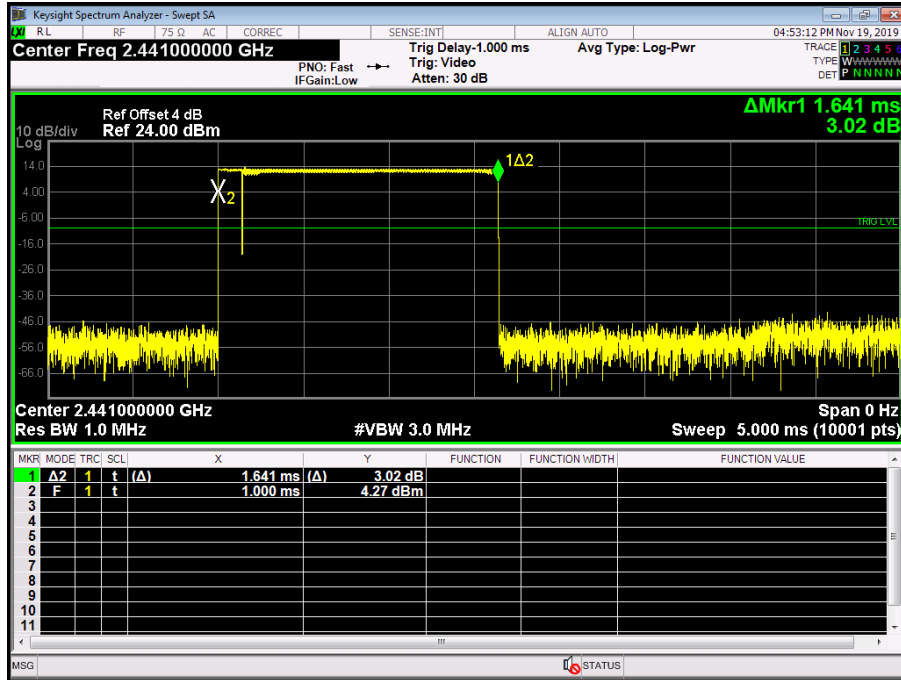
8-DPSK Hopping Mode 2DH1

2441 MHz



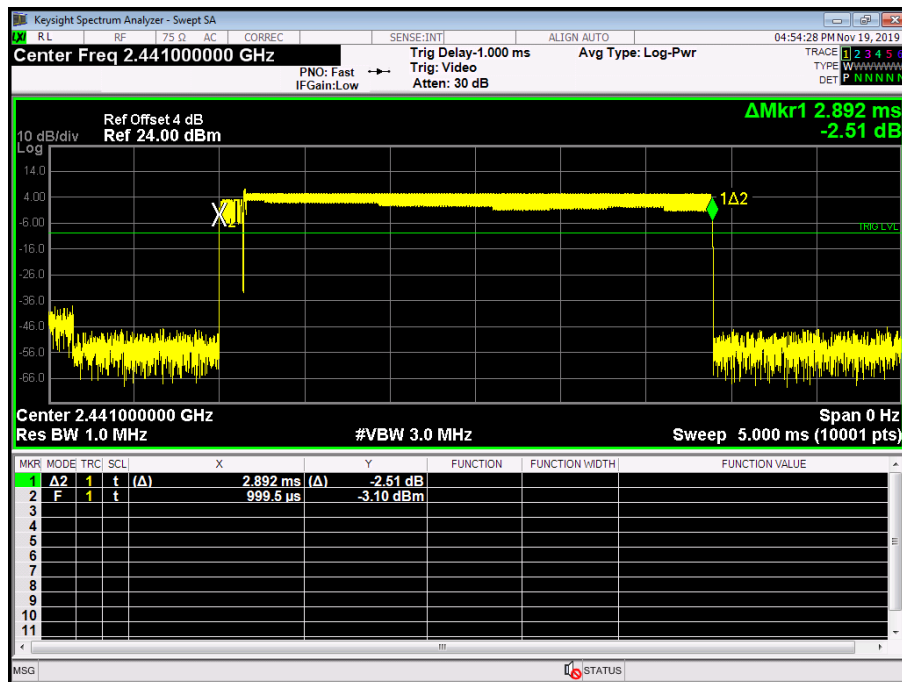
8-DPSK Hopping Mode 2DH3

2441 MHz



8-DPSK Hopping Mode 2DH5

2441 MHz

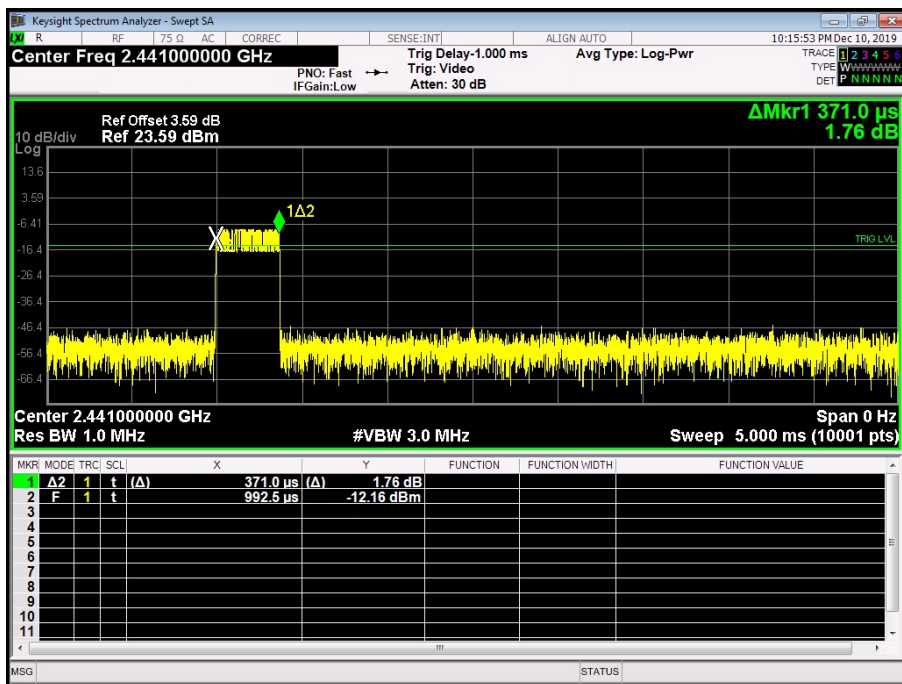


| Temperature: | | 25°C | | Relative Humidity: | | 55% |
|----------------------|---------------|--------------------------------------|---------------------|---------------------------|------------|--------|
| Test Voltage: | | AC 120V/60Hz | | | | |
| Test Mode: | | Hopping Mode (GFSK) (Control Screen) | | | | |
| Test Mode | Channel (MHz) | Pulse Time (ms) | Total of Dwell (ms) | Period Time (s) | Limit (ms) | Result |
| 1DH1 | 2441 | 0.371 | 118.72 | 31.60 | 400 | PASS |
| 1DH3 | 2441 | 1.638 | 262.08 | 31.60 | 400 | PASS |
| 1DH5 | 2441 | 2.886 | 307.84 | 31.60 | 400 | PASS |

1DH1 Total of Dwell= Pulse Time*(1600/2)*31.6/79
 1DH3 Total of Dwell= Pulse Time*(1600/4)*31.6/79
 1DH5 Total of Dwell= Pulse Time*(1600/6)*31.6/79

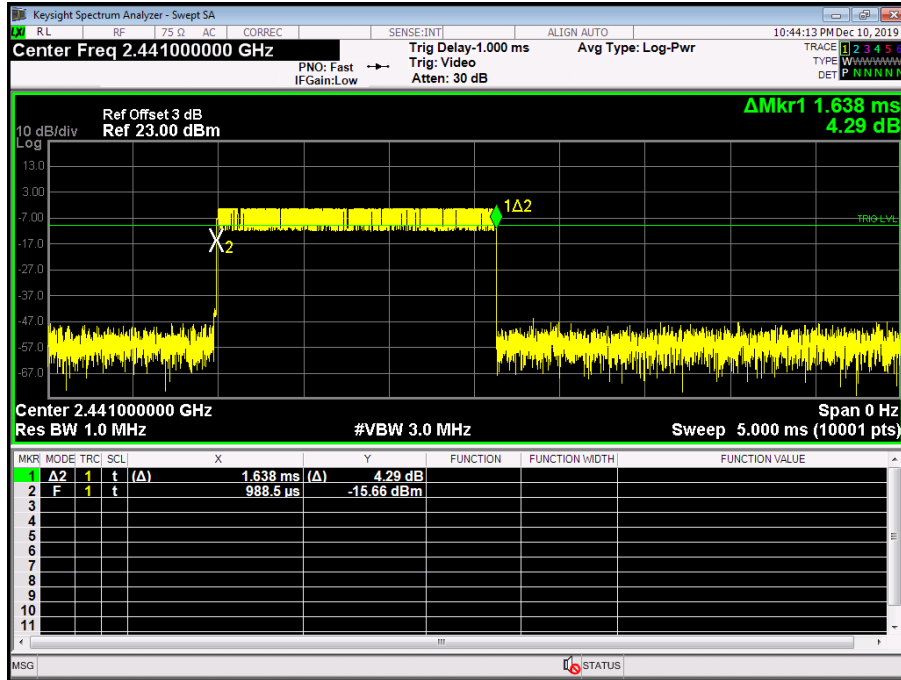
GFSK Hopping Mode 1DH1

2441 MHz



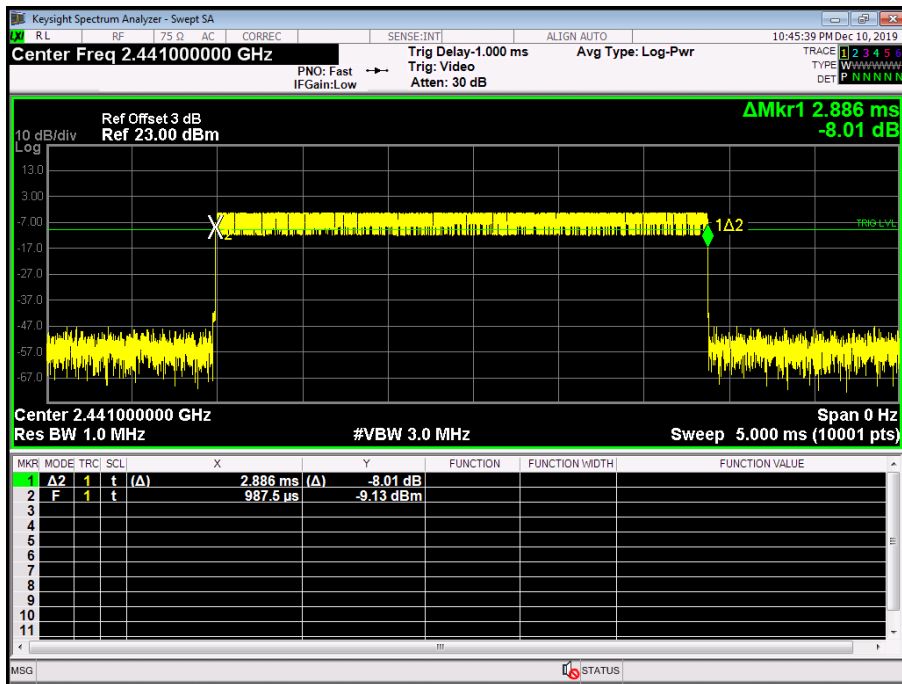
GFSK Hopping Mode 1DH3

2441 MHz



GFSK Hopping Mode 1DH5

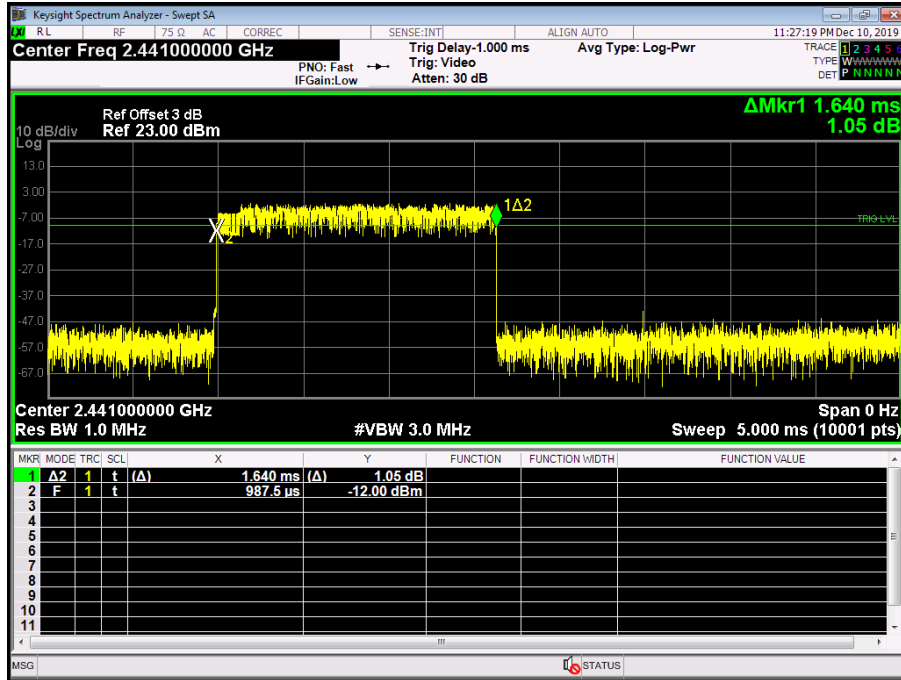
2441 MHz



| Temperature: | | 25°C | | Relative Humidity: | | 55% | | | | | | | | | | | | | | | | | | | | | | | | | | | | | | | | | | | | | | | | | | | | | | | | | | | | | | | | | | | | | | | | | | | | | | | | | | | | | | | | | | | | | | | | | | | | | | | | | | | | | | | | | | | | | |
|---|---------------|---|---------------------|---------------------------|------------|----------|----------------|----------------|------|-----|-----|---|---|----------|----------------|----------------|---|----|---|---|-----|----------|-----|--|----------|---|---|---|---|--|----------|--|--|-----------|---|--|--|--|--|--|--|--|--|---|--|--|--|--|--|--|--|--|---|--|--|--|--|--|--|--|--|---|--|--|--|--|--|--|--|--|---|--|--|--|--|--|--|--|--|---|--|--|--|--|--|--|--|--|---|--|--|--|--|--|--|--|--|----|--|--|--|--|--|--|--|--|----|--|--|--|--|--|--|--|--|
| Test Voltage: | | AC 120V/60Hz | | | | | | | | | | | | | | | | | | | | | | | | | | | | | | | | | | | | | | | | | | | | | | | | | | | | | | | | | | | | | | | | | | | | | | | | | | | | | | | | | | | | | | | | | | | | | | | | | | | | | | | | | | | | | | | | | |
| Test Mode: | | Hopping Mode ($\pi/4$ -DQPSK) (Control Screen) | | | | | | | | | | | | | | | | | | | | | | | | | | | | | | | | | | | | | | | | | | | | | | | | | | | | | | | | | | | | | | | | | | | | | | | | | | | | | | | | | | | | | | | | | | | | | | | | | | | | | | | | | | | | | | | | | |
| Test Mode | Channel (MHz) | Pulse Time (ms) | Total of Dwell (ms) | Period Time (s) | Limit (ms) | Result | | | | | | | | | | | | | | | | | | | | | | | | | | | | | | | | | | | | | | | | | | | | | | | | | | | | | | | | | | | | | | | | | | | | | | | | | | | | | | | | | | | | | | | | | | | | | | | | | | | | | | | | | | | | | |
| 2DH1 | 2441 | 0.388 | 124.16 | 31.60 | 400 | PASS | | | | | | | | | | | | | | | | | | | | | | | | | | | | | | | | | | | | | | | | | | | | | | | | | | | | | | | | | | | | | | | | | | | | | | | | | | | | | | | | | | | | | | | | | | | | | | | | | | | | | | | | | | | | | |
| 2DH3 | 2441 | 1.640 | 262.40 | 31.60 | 400 | PASS | | | | | | | | | | | | | | | | | | | | | | | | | | | | | | | | | | | | | | | | | | | | | | | | | | | | | | | | | | | | | | | | | | | | | | | | | | | | | | | | | | | | | | | | | | | | | | | | | | | | | | | | | | | | | |
| 2DH5 | 2441 | 2.888 | 308.05 | 31.60 | 400 | PASS | | | | | | | | | | | | | | | | | | | | | | | | | | | | | | | | | | | | | | | | | | | | | | | | | | | | | | | | | | | | | | | | | | | | | | | | | | | | | | | | | | | | | | | | | | | | | | | | | | | | | | | | | | | | | |
| 2DH1 Total of Dwell= Pulse Time*(1600/2)*31.6/79 2DH3 Total of Dwell= Pulse Time*(1600/4)*31.6/79 2DH5 Total of Dwell= Pulse Time*(1600/6)*31.6/79 | | | | | | | | | | | | | | | | | | | | | | | | | | | | | | | | | | | | | | | | | | | | | | | | | | | | | | | | | | | | | | | | | | | | | | | | | | | | | | | | | | | | | | | | | | | | | | | | | | | | | | | | | | | | | | | | | | | |
| $\pi/4$-DQPSK Hopping Mode 2DH1 | | | | | | | | | | | | | | | | | | | | | | | | | | | | | | | | | | | | | | | | | | | | | | | | | | | | | | | | | | | | | | | | | | | | | | | | | | | | | | | | | | | | | | | | | | | | | | | | | | | | | | | | | | | | | | | | | | | |
| 2441 MHz | | | | | | | | | | | | | | | | | | | | | | | | | | | | | | | | | | | | | | | | | | | | | | | | | | | | | | | | | | | | | | | | | | | | | | | | | | | | | | | | | | | | | | | | | | | | | | | | | | | | | | | | | | | | | | | | | | | |
| <p> Keysight Spectrum Analyzer - Swept SA Center Freq 2.441000000 GHz Ref Offset 3 dB Ref 23.00 dBm ΔMkr1 388.0 μs -1.95 dB Center 2.441000000 GHz Res BW 1.0 MHz #VBW 3.0 MHz Sweep 5.000 ms (10001 pts) </p> <table border="1"> <thead> <tr> <th>MKR</th> <th>MODE</th> <th>TRC</th> <th>SCL</th> <th>X</th> <th>Y</th> <th>FUNCTION</th> <th>FUNCTION WIDTH</th> <th>FUNCTION VALUE</th> </tr> </thead> <tbody> <tr> <td>1</td> <td>Δ2</td> <td>1</td> <td>t</td> <td>(Δ)</td> <td>388.0 μs</td> <td>(Δ)</td> <td></td> <td>-1.95 dB</td> </tr> <tr> <td>2</td> <td>F</td> <td>1</td> <td>t</td> <td></td> <td>999.0 μs</td> <td></td> <td></td> <td>-5.61 dBm</td> </tr> <tr> <td>3</td> <td></td> <td></td> <td></td> <td></td> <td></td> <td></td> <td></td> <td></td> </tr> <tr> <td>4</td> <td></td> <td></td> <td></td> <td></td> <td></td> <td></td> <td></td> <td></td> </tr> <tr> <td>5</td> <td></td> <td></td> <td></td> <td></td> <td></td> <td></td> <td></td> <td></td> </tr> <tr> <td>6</td> <td></td> <td></td> <td></td> <td></td> <td></td> <td></td> <td></td> <td></td> </tr> <tr> <td>7</td> <td></td> <td></td> <td></td> <td></td> <td></td> <td></td> <td></td> <td></td> </tr> <tr> <td>8</td> <td></td> <td></td> <td></td> <td></td> <td></td> <td></td> <td></td> <td></td> </tr> <tr> <td>9</td> <td></td> <td></td> <td></td> <td></td> <td></td> <td></td> <td></td> <td></td> </tr> <tr> <td>10</td> <td></td> <td></td> <td></td> <td></td> <td></td> <td></td> <td></td> <td></td> </tr> <tr> <td>11</td> <td></td> <td></td> <td></td> <td></td> <td></td> <td></td> <td></td> <td></td> </tr> </tbody> </table> | | | | | | | | MKR | MODE | TRC | SCL | X | Y | FUNCTION | FUNCTION WIDTH | FUNCTION VALUE | 1 | Δ2 | 1 | t | (Δ) | 388.0 μs | (Δ) | | -1.95 dB | 2 | F | 1 | t | | 999.0 μs | | | -5.61 dBm | 3 | | | | | | | | | 4 | | | | | | | | | 5 | | | | | | | | | 6 | | | | | | | | | 7 | | | | | | | | | 8 | | | | | | | | | 9 | | | | | | | | | 10 | | | | | | | | | 11 | | | | | | | | |
| MKR | MODE | TRC | SCL | X | Y | FUNCTION | FUNCTION WIDTH | FUNCTION VALUE | | | | | | | | | | | | | | | | | | | | | | | | | | | | | | | | | | | | | | | | | | | | | | | | | | | | | | | | | | | | | | | | | | | | | | | | | | | | | | | | | | | | | | | | | | | | | | | | | | | | | | | | | | | |
| 1 | Δ2 | 1 | t | (Δ) | 388.0 μs | (Δ) | | -1.95 dB | | | | | | | | | | | | | | | | | | | | | | | | | | | | | | | | | | | | | | | | | | | | | | | | | | | | | | | | | | | | | | | | | | | | | | | | | | | | | | | | | | | | | | | | | | | | | | | | | | | | | | | | | | | |
| 2 | F | 1 | t | | 999.0 μs | | | -5.61 dBm | | | | | | | | | | | | | | | | | | | | | | | | | | | | | | | | | | | | | | | | | | | | | | | | | | | | | | | | | | | | | | | | | | | | | | | | | | | | | | | | | | | | | | | | | | | | | | | | | | | | | | | | | | | |
| 3 | | | | | | | | | | | | | | | | | | | | | | | | | | | | | | | | | | | | | | | | | | | | | | | | | | | | | | | | | | | | | | | | | | | | | | | | | | | | | | | | | | | | | | | | | | | | | | | | | | | | | | | | | | | | | | | | | | | |
| 4 | | | | | | | | | | | | | | | | | | | | | | | | | | | | | | | | | | | | | | | | | | | | | | | | | | | | | | | | | | | | | | | | | | | | | | | | | | | | | | | | | | | | | | | | | | | | | | | | | | | | | | | | | | | | | | | | | | | |
| 5 | | | | | | | | | | | | | | | | | | | | | | | | | | | | | | | | | | | | | | | | | | | | | | | | | | | | | | | | | | | | | | | | | | | | | | | | | | | | | | | | | | | | | | | | | | | | | | | | | | | | | | | | | | | | | | | | | | | |
| 6 | | | | | | | | | | | | | | | | | | | | | | | | | | | | | | | | | | | | | | | | | | | | | | | | | | | | | | | | | | | | | | | | | | | | | | | | | | | | | | | | | | | | | | | | | | | | | | | | | | | | | | | | | | | | | | | | | | | |
| 7 | | | | | | | | | | | | | | | | | | | | | | | | | | | | | | | | | | | | | | | | | | | | | | | | | | | | | | | | | | | | | | | | | | | | | | | | | | | | | | | | | | | | | | | | | | | | | | | | | | | | | | | | | | | | | | | | | | | |
| 8 | | | | | | | | | | | | | | | | | | | | | | | | | | | | | | | | | | | | | | | | | | | | | | | | | | | | | | | | | | | | | | | | | | | | | | | | | | | | | | | | | | | | | | | | | | | | | | | | | | | | | | | | | | | | | | | | | | | |
| 9 | | | | | | | | | | | | | | | | | | | | | | | | | | | | | | | | | | | | | | | | | | | | | | | | | | | | | | | | | | | | | | | | | | | | | | | | | | | | | | | | | | | | | | | | | | | | | | | | | | | | | | | | | | | | | | | | | | | |
| 10 | | | | | | | | | | | | | | | | | | | | | | | | | | | | | | | | | | | | | | | | | | | | | | | | | | | | | | | | | | | | | | | | | | | | | | | | | | | | | | | | | | | | | | | | | | | | | | | | | | | | | | | | | | | | | | | | | | | |
| 11 | | | | | | | | | | | | | | | | | | | | | | | | | | | | | | | | | | | | | | | | | | | | | | | | | | | | | | | | | | | | | | | | | | | | | | | | | | | | | | | | | | | | | | | | | | | | | | | | | | | | | | | | | | | | | | | | | | | |

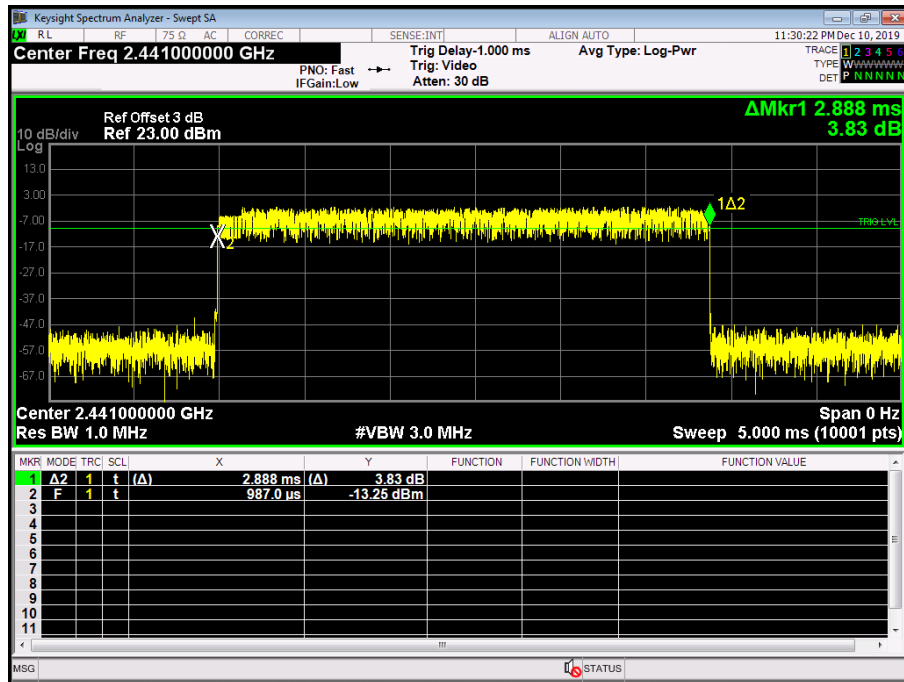
$\pi/4$ -DQPSK Hopping Mode 2DH3

2441 MHz



$\pi/4$ -DQPSK Hopping Mode 2DH5

2441 MHz

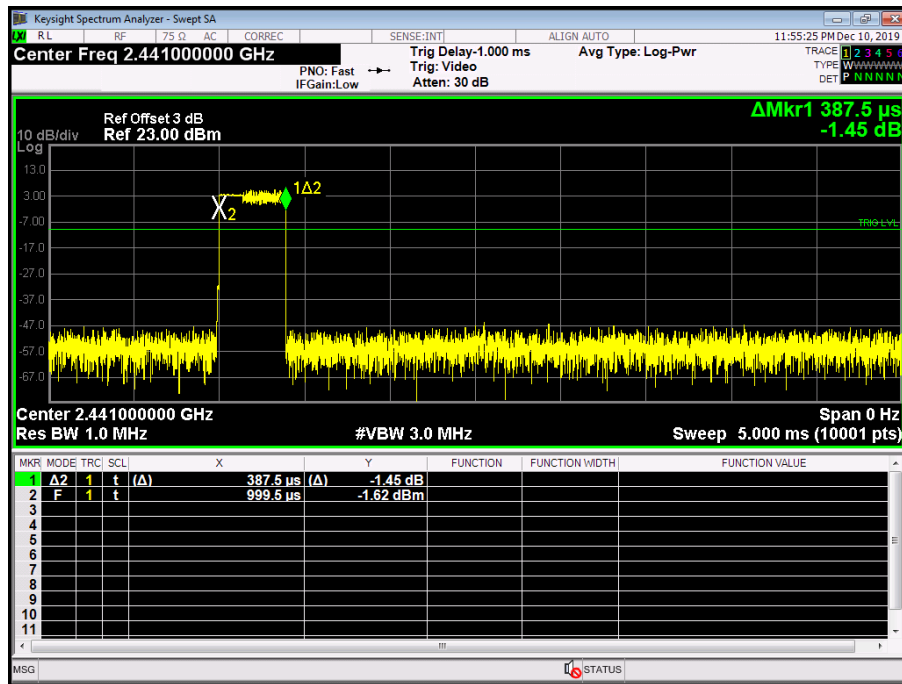


| Temperature: | | 25°C | | Relative Humidity: | | 55% | |
|----------------------|---------------|--|---------------------|---------------------------|------------|--------|--|
| Test Voltage: | | AC 120V/60Hz | | | | | |
| Test Mode: | | Hopping Mode (8-DPSK) (Control Screen) | | | | | |
| Test Mode | Channel (MHz) | Pulse Time (ms) | Total of Dwell (ms) | Period Time (s) | Limit (ms) | Result | |
| 2DH1 | 2441 | 0.3875 | 124.00 | 31.60 | 400 | PASS | |
| 2DH3 | 2441 | 1.639 | 262.24 | 31.60 | 400 | PASS | |
| 2DH5 | 2441 | 2.886 | 307.84 | 31.60 | 400 | PASS | |

2DH1 Total of Dwell= Pulse Time*(1600/2)*31.6/79
 2DH3 Total of Dwell= Pulse Time*(1600/4)*31.6/79
 2DH5 Total of Dwell= Pulse Time*(1600/6)*31.6/79

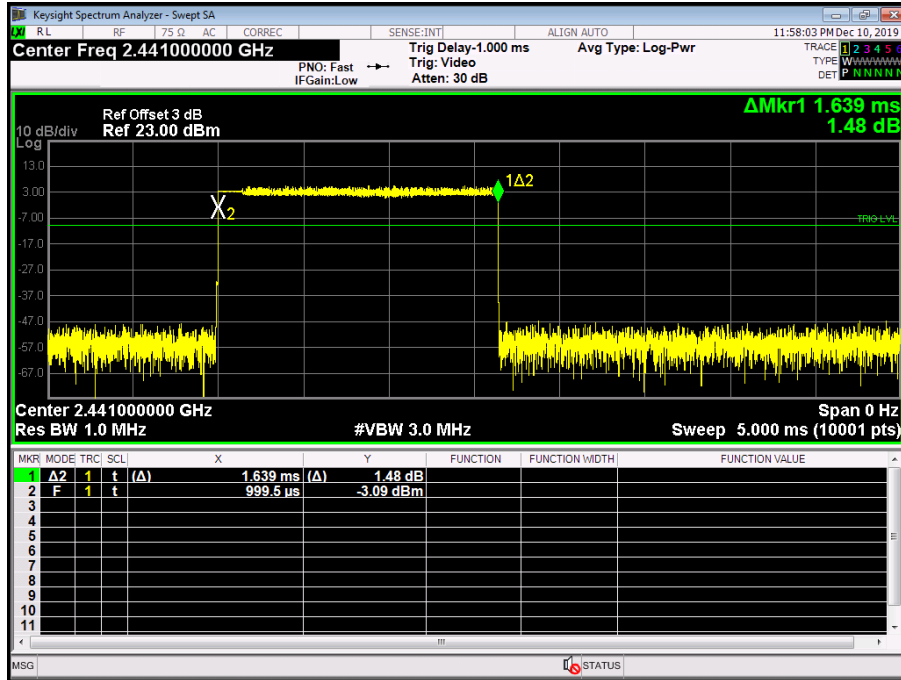
8-DPSK Hopping Mode 2DH1

2441 MHz



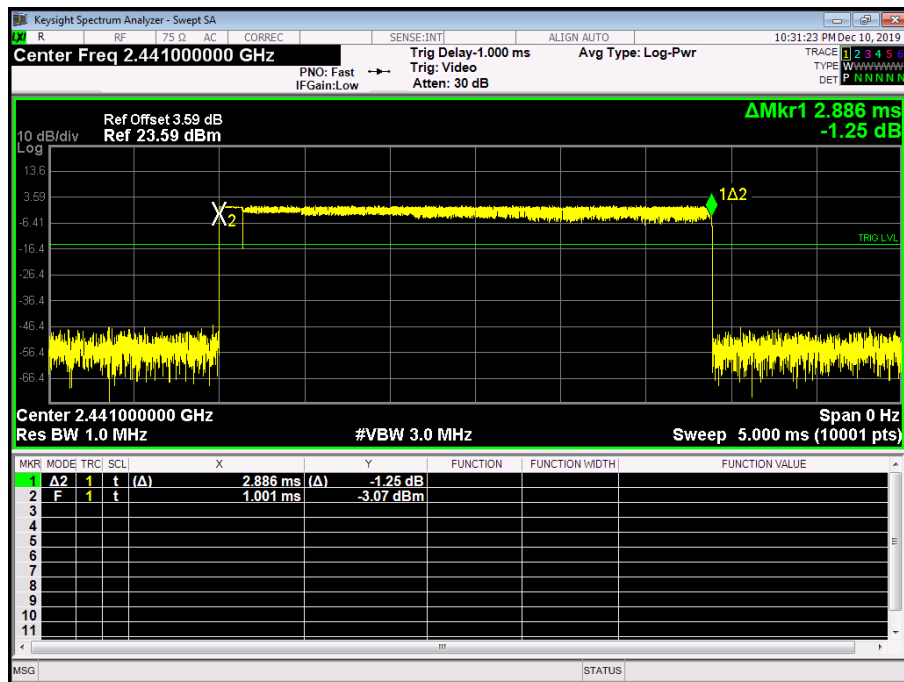
8-DPSK Hopping Mode 2DH3

2441 MHz



8-DPSK Hopping Mode 2DH5

2441 MHz



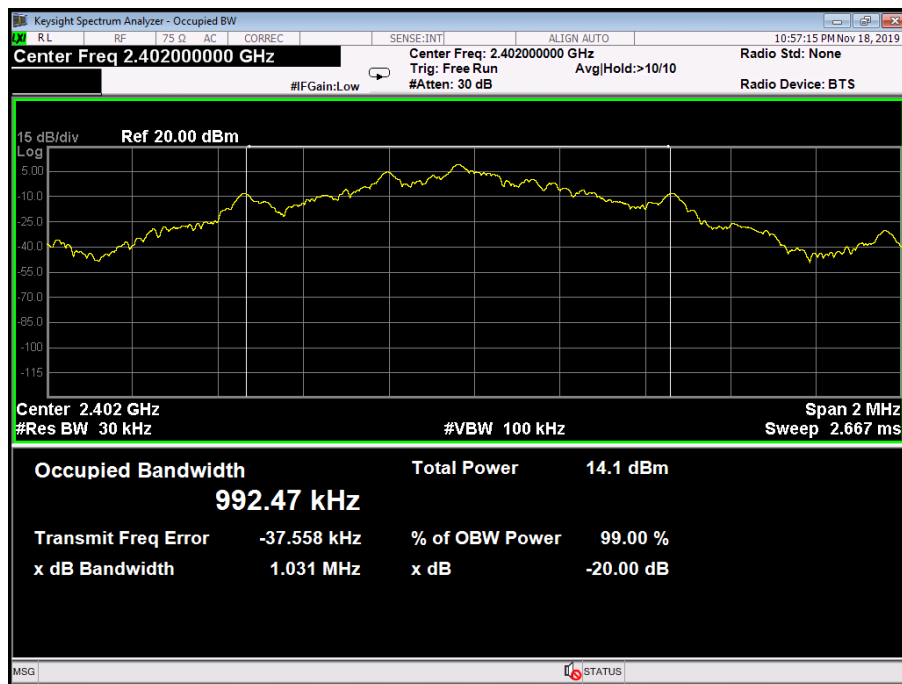
Attachment F-- Channel Separation and Bandwidth Test Data

----Bandwidth

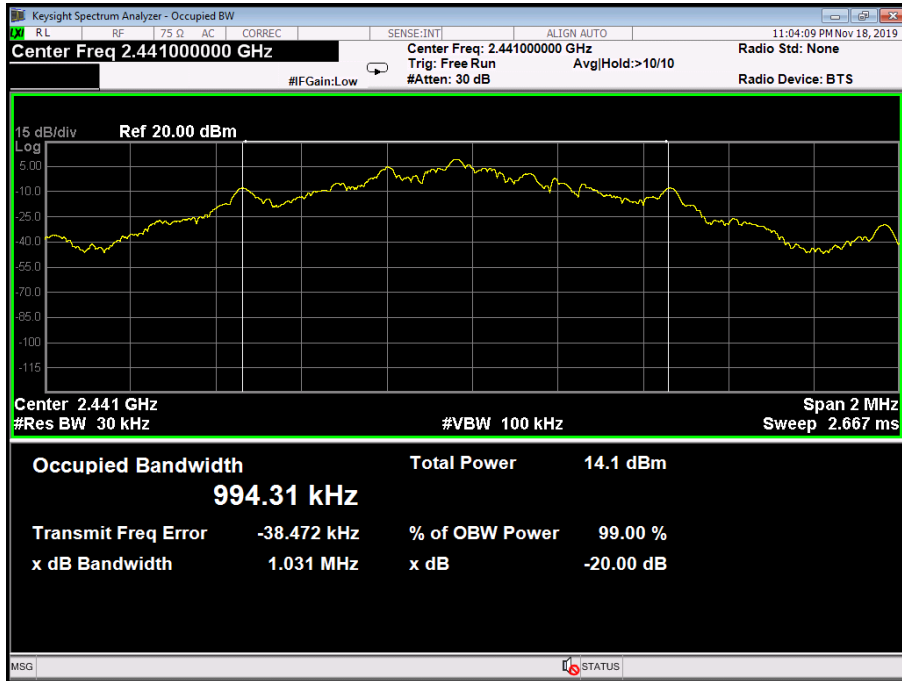
| | | | |
|--------------------------------|-------------------------------|-----------------------------|----------------------------------|
| Temperature: | 25°C | Relative Humidity: | 55% |
| Test Voltage: | AC 120V/60Hz | | |
| Test Mode: | TX Mode (GFSK) (Laser Camera) | | |
| Channel frequency (MHz) | 99% OBW (kHz) | 20dB Bandwidth (kHz) | 20dB Bandwidth *2/3 (kHz) |
| 2402 | 992.47 | 1031 | 687.33 |
| 2441 | 994.31 | 1031 | 687.33 |
| 2480 | 992.39 | 1030 | 686.67 |

GFSK TX Mode

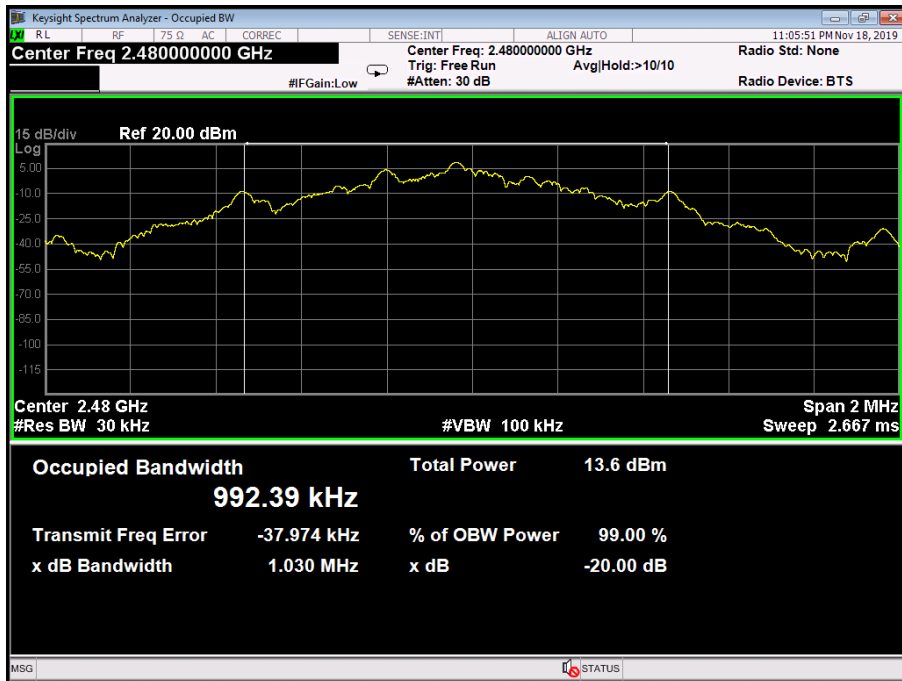
2402 MHz



GFSK TX Mode
2441 MHz



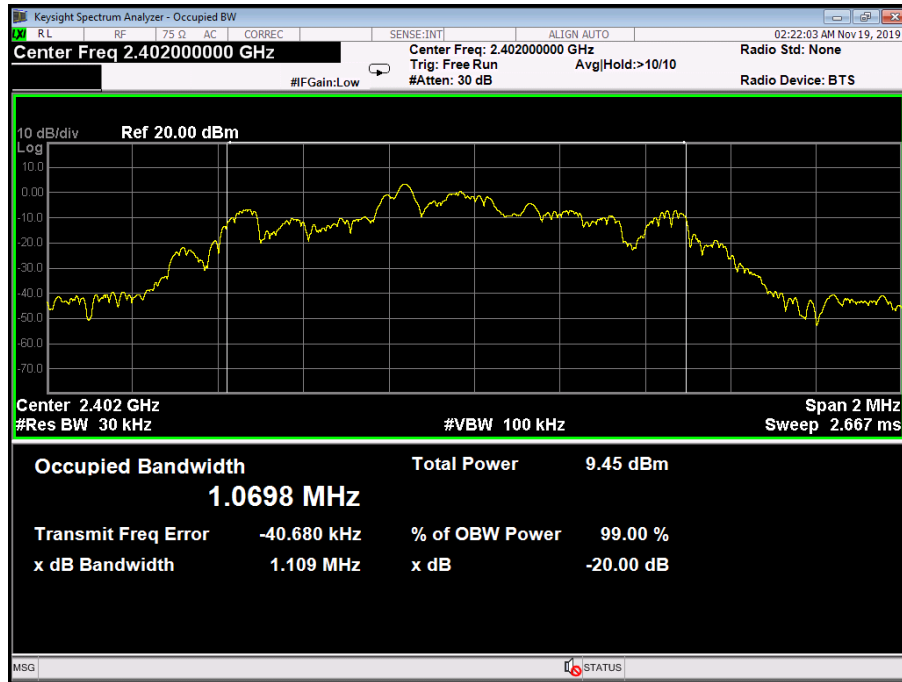
GFSK TX Mode
2480 MHz



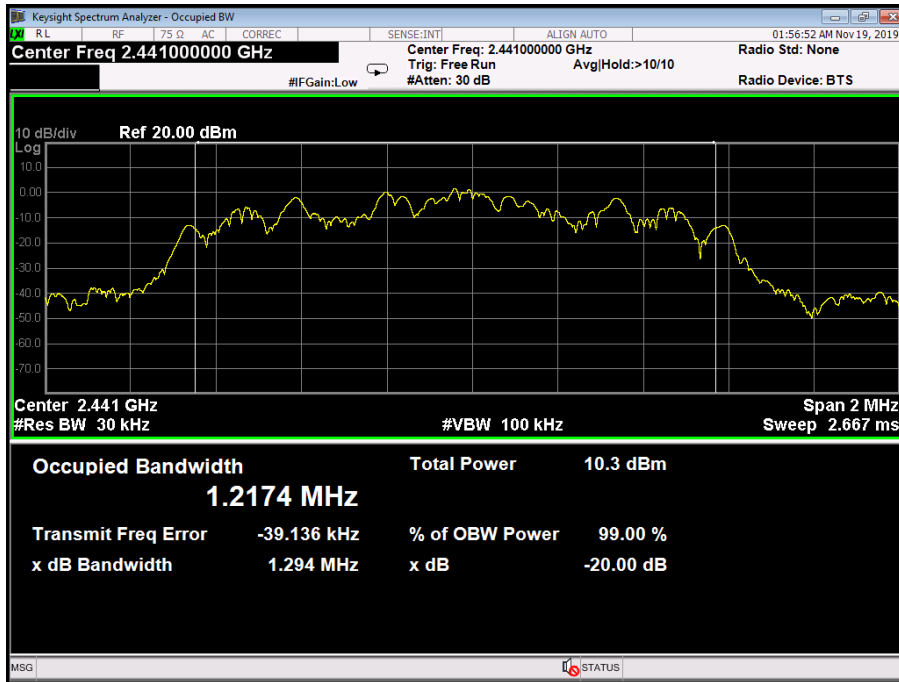
| Temperature: | 25°C | Relative Humidity: | 55% |
|-------------------------|--|---------------------------|---------------------------|
| Test Voltage: | AC 120V/60Hz | | |
| Test Mode: | TX Mode ($\pi/4$ -DQPSK) (Laser Camera) | | |
| Channel frequency (MHz) | 99% OBW (kHz) | 20dB Bandwidth (kHz) | 20dB Bandwidth *2/3 (kHz) |
| 2402 | 1069.8 | 1109 | 729.33 |
| 2441 | 1217.4 | 1294 | 862.67 |
| 2480 | 1217.9 | 1294 | 862.67 |

$\pi/4$ -DQPSK TX Mode

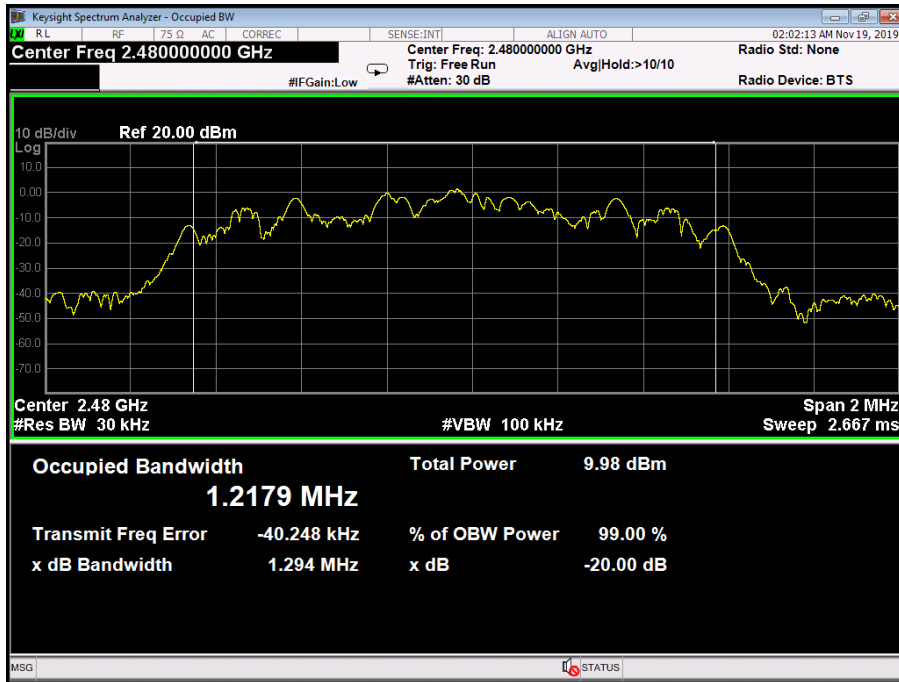
2402 MHz



π /4-DQPSK TX Mode
2441 MHz



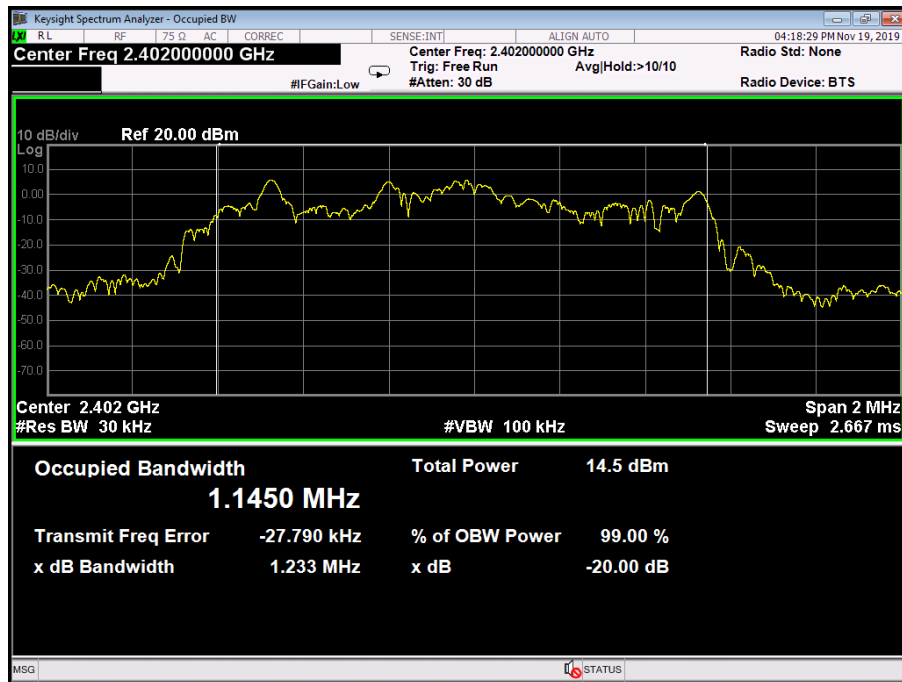
π /4-DQPSK TX Mode
2480 MHz



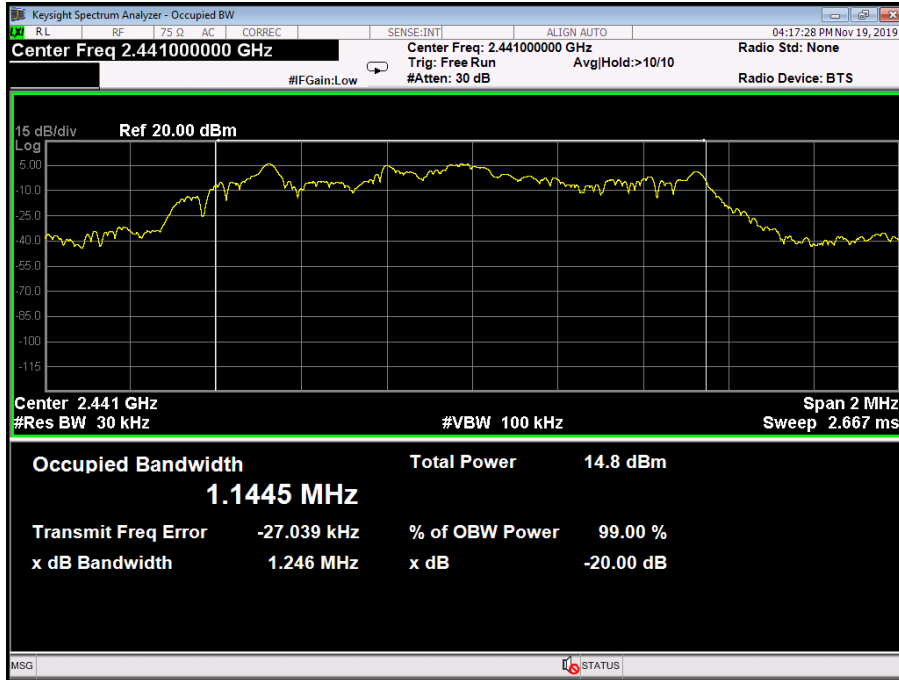
| Temperature: | 25°C | Relative Humidity: | 55% |
|-------------------------|---------------------------------|---------------------------|---------------------------|
| Test Voltage: | AC 120V/60Hz | | |
| Test Mode: | TX Mode (8-DPSK) (Laser Camera) | | |
| Channel frequency (MHz) | 99% OBW (kHz) | 20dB Bandwidth (kHz) | 20dB Bandwidth *2/3 (kHz) |
| 2402 | 1145.0 | 1233 | 822.00 |
| 2441 | 1144.5 | 1246 | 830.67 |
| 2480 | 1145.1 | 1238 | 825.33 |

8-DPSK TX Mode

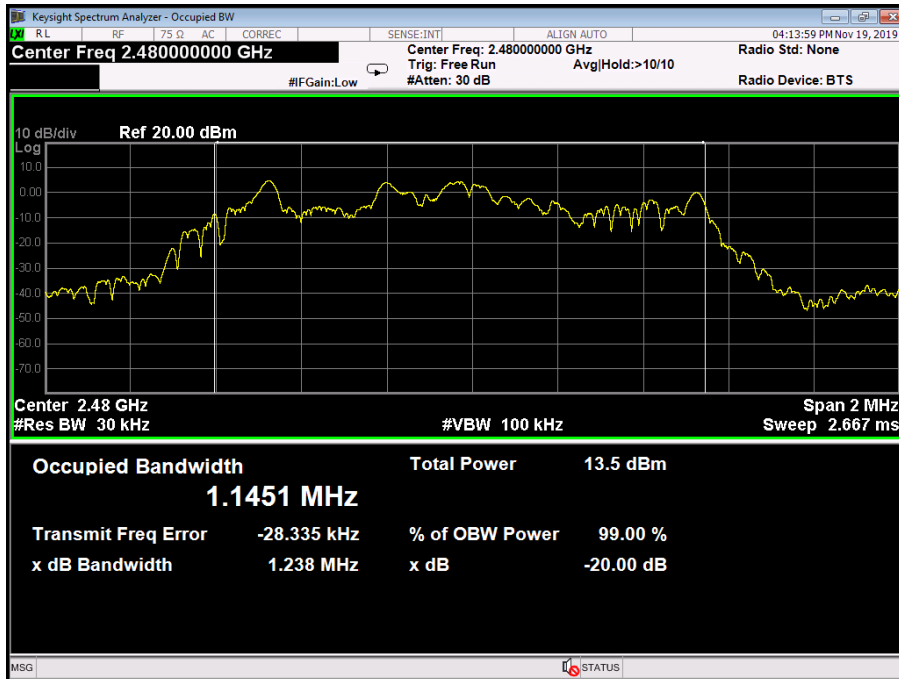
2402 MHz

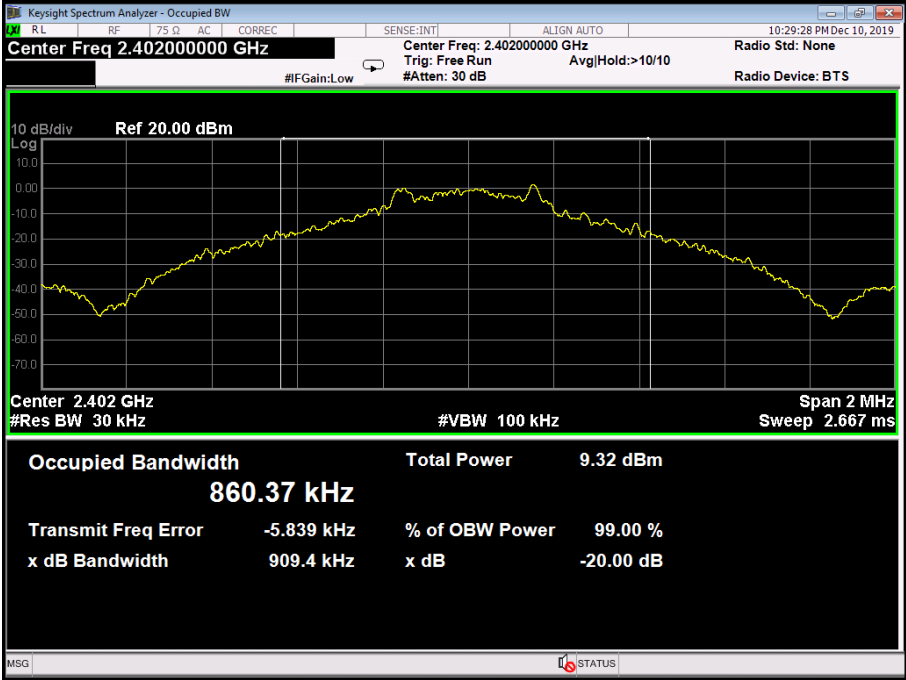


8-DPSK TX Mode
2441 MHz

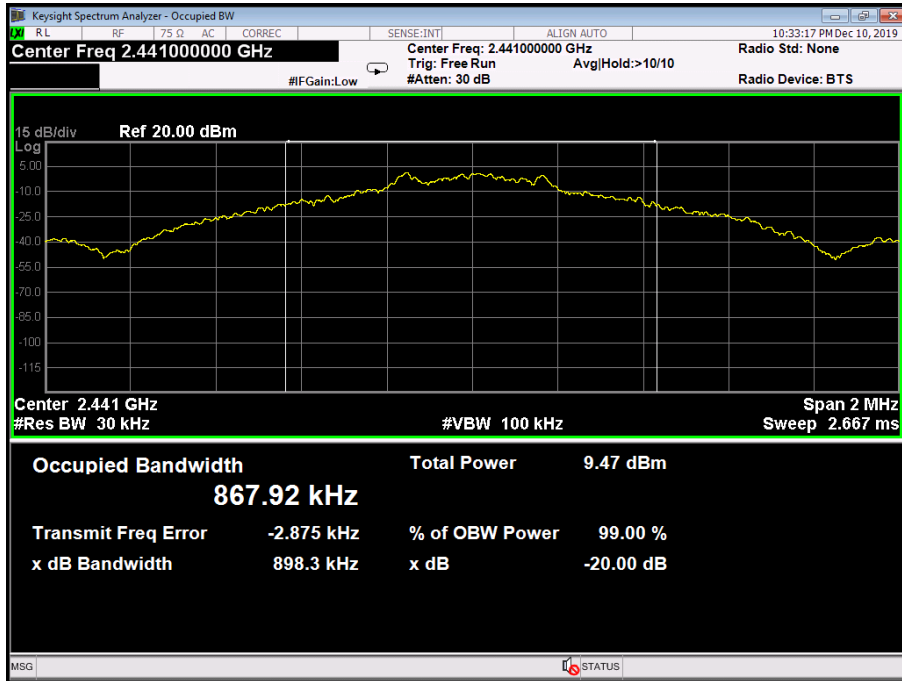


8-DPSK TX Mode
2480 MHz

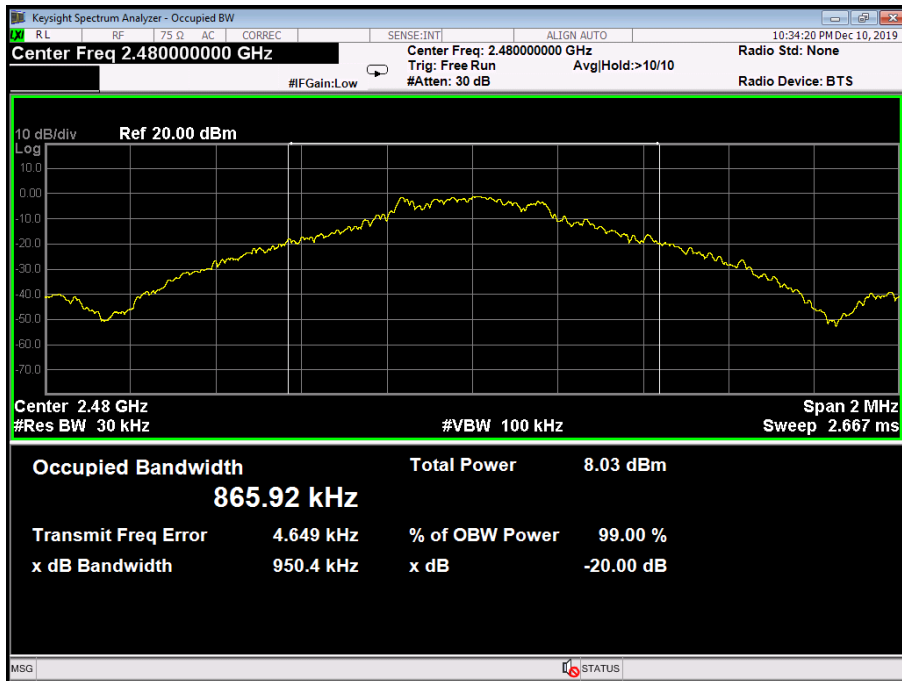


| Temperature: | 25°C | Relative Humidity: | 55% |
|---|---------------------------------|---------------------------|---------------------------|
| Test Voltage: | AC 120V/60Hz | | |
| Test Mode: | TX Mode (GFSK) (Control Screen) | | |
| Channel frequency (MHz) | 99% OBW (kHz) | 20dB Bandwidth (kHz) | 20dB Bandwidth *2/3 (kHz) |
| 2402 | 860.37 | 909.4 | 616.27 |
| 2441 | 867.92 | 898.3 | 598.87 |
| 2480 | 865.92 | 950.4 | 633.60 |
| GFSK TX Mode | | | |
| 2402 MHz | | | |
|  | | | |

GFSK TX Mode
2441 MHz



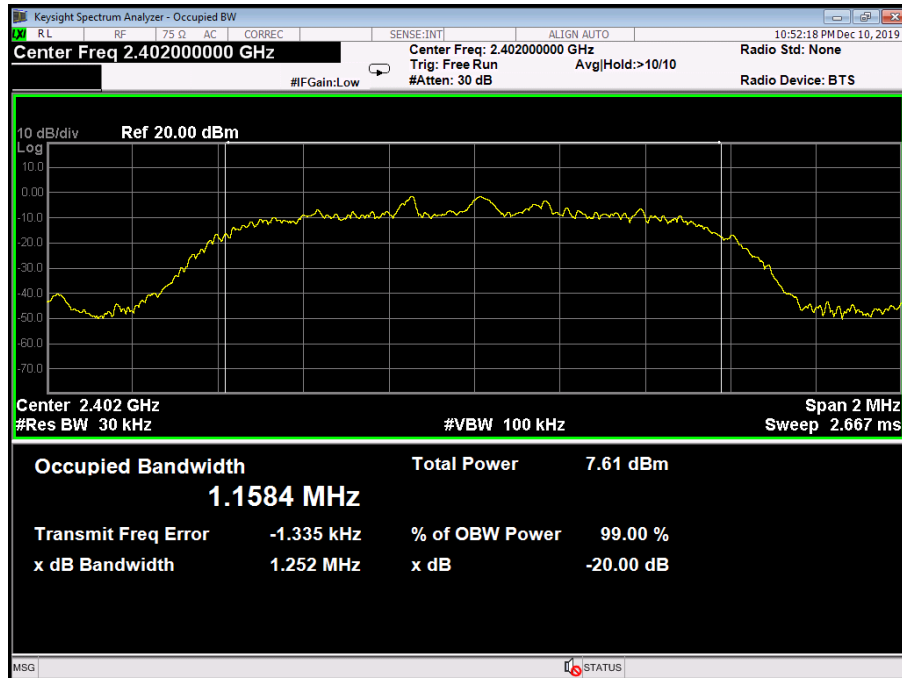
GFSK TX Mode
2480 MHz



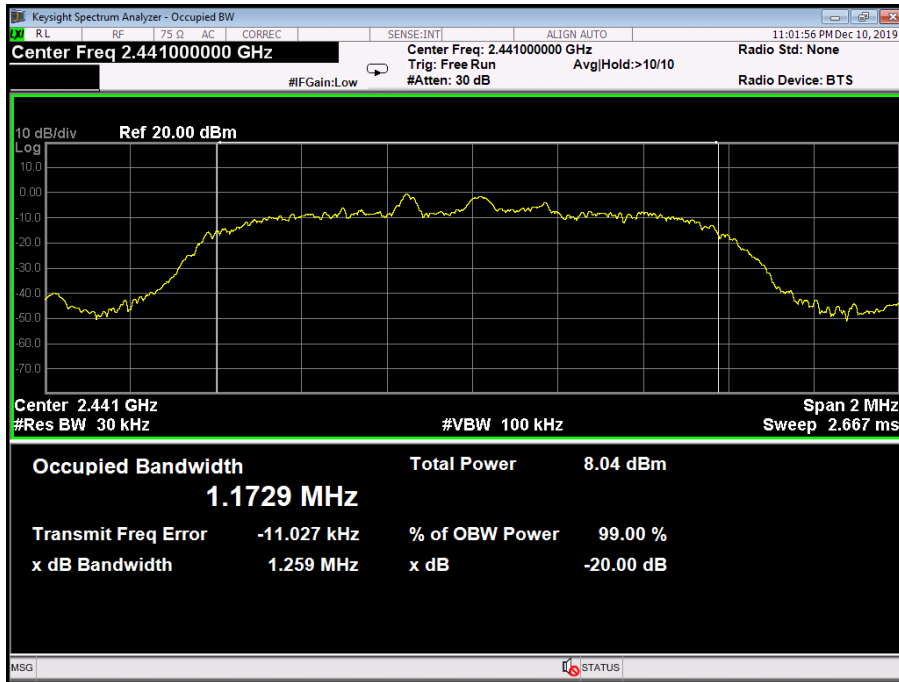
| Temperature: | 25°C | Relative Humidity: | 55% |
|-------------------------|--|---------------------------|---------------------------|
| Test Voltage: | AC 120V/60Hz | | |
| Test Mode: | TX Mode ($\pi/4$ -DQPSK) (Control Screen) | | |
| Channel frequency (MHz) | 99% OBW (kHz) | 20dB Bandwidth (kHz) | 20dB Bandwidth *2/3 (kHz) |
| 2402 | 1158.4 | 1252 | 834.67 |
| 2441 | 1172.9 | 1259 | 839.33 |
| 2480 | 1166.1 | 1269 | 846.00 |

$\pi/4$ -DQPSK TX Mode

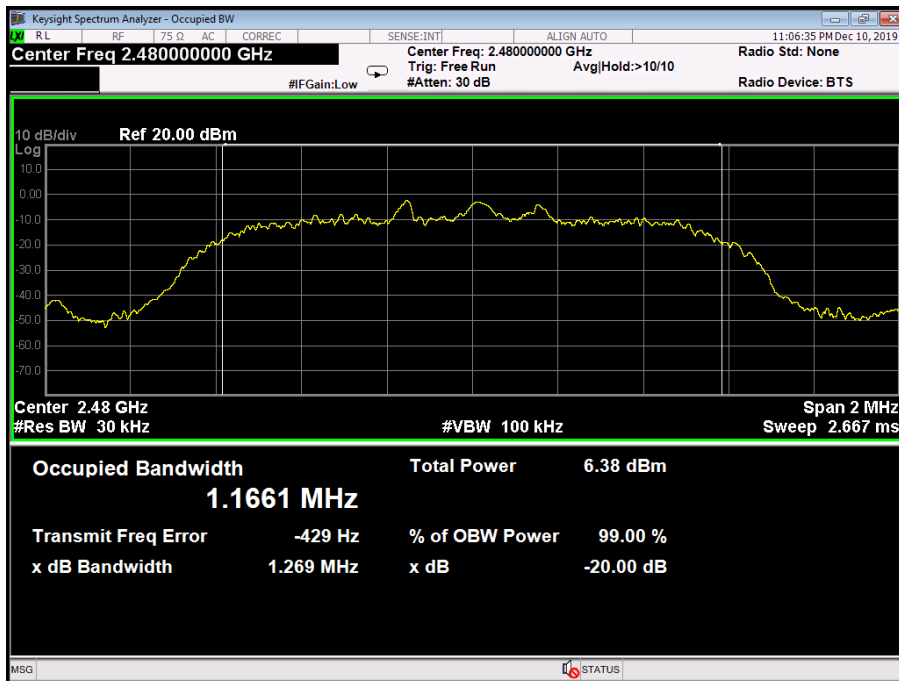
2402 MHz



**π /4-DQPSK TX Mode
2441 MHz**



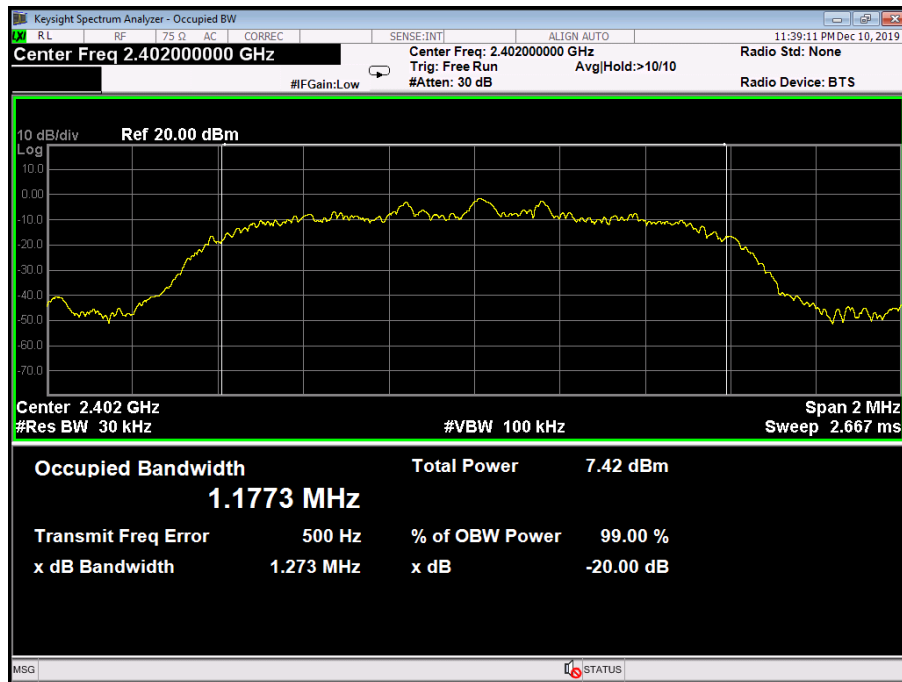
**π /4-DQPSK TX Mode
2480 MHz**



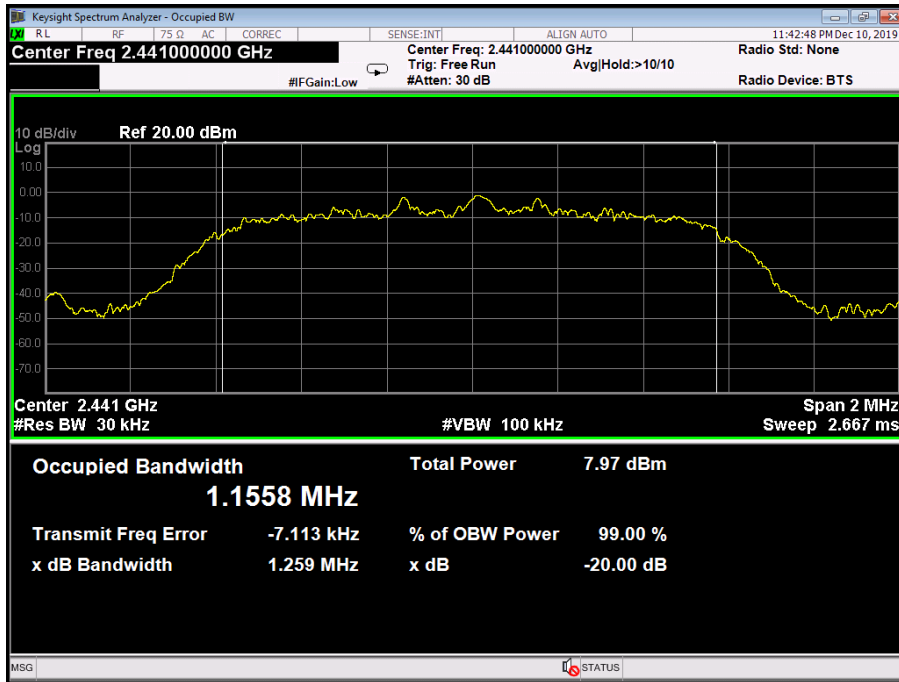
| Temperature: | 25°C | Relative Humidity: | 55% |
|-------------------------|-----------------------------------|---------------------------|---------------------------|
| Test Voltage: | AC 120V/60Hz | | |
| Test Mode: | TX Mode (8-DPSK) (Control Screen) | | |
| Channel frequency (MHz) | 99% OBW (kHz) | 20dB Bandwidth (kHz) | 20dB Bandwidth *2/3 (kHz) |
| 2402 | 1177.3 | 1273 | 848.67 |
| 2441 | 1155.8 | 1259 | 839.33 |
| 2480 | 1158.7 | 1276 | 850.67 |

8-DPSK TX Mode

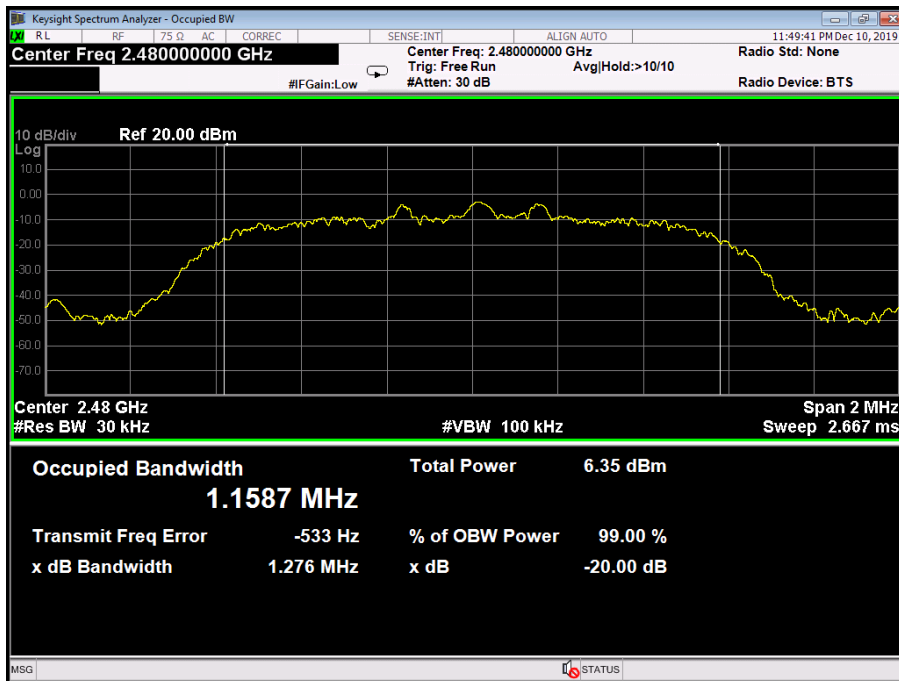
2402 MHz



8-DPSK TX Mode
2441 MHz



8-DPSK TX Mode
2480 MHz



---- Channel Separation

| Temperature: | 25°C | Relative Humidity: | 55% |
|-------------------------|------------------------------------|---------------------------|-----|
| Test Voltage: | AC 120V/60Hz | | |
| Test Mode: | Hopping Mode (GFSK) (Laser Camera) | | |
| Channel frequency (MHz) | Separation Read Value (kHz) | Separation Limit (kHz) | |
| 2402 | 1010 | 687.33 | |
| 2441 | 990 | 687.33 | |
| 2480 | 980 | 686.67 | |

GFSK Hopping Mode

2402 MHz



GFSK Hopping Mode

2441 MHz



GFSK Hopping Mode

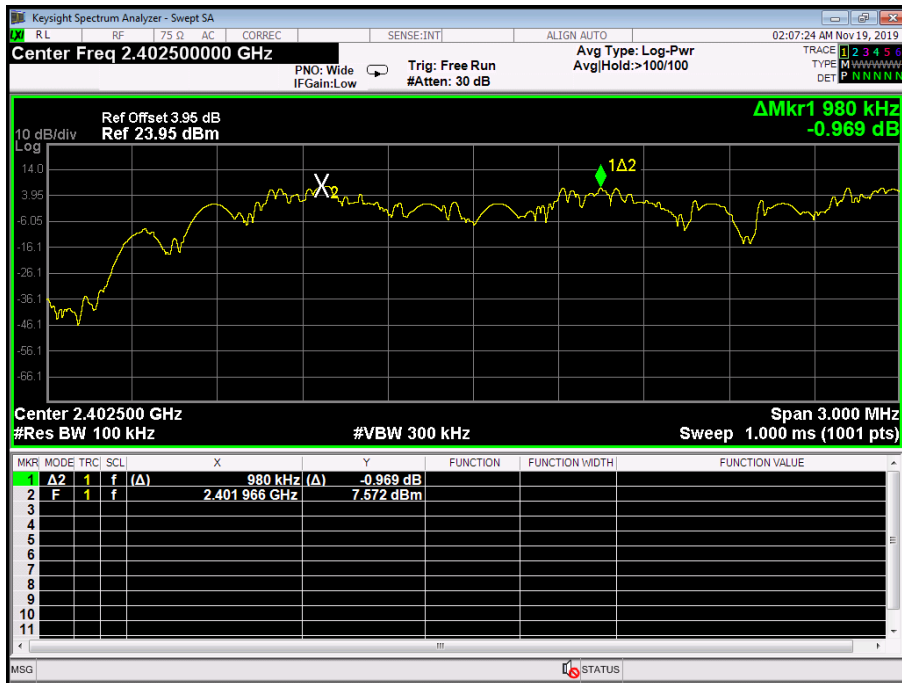
2480 MHz



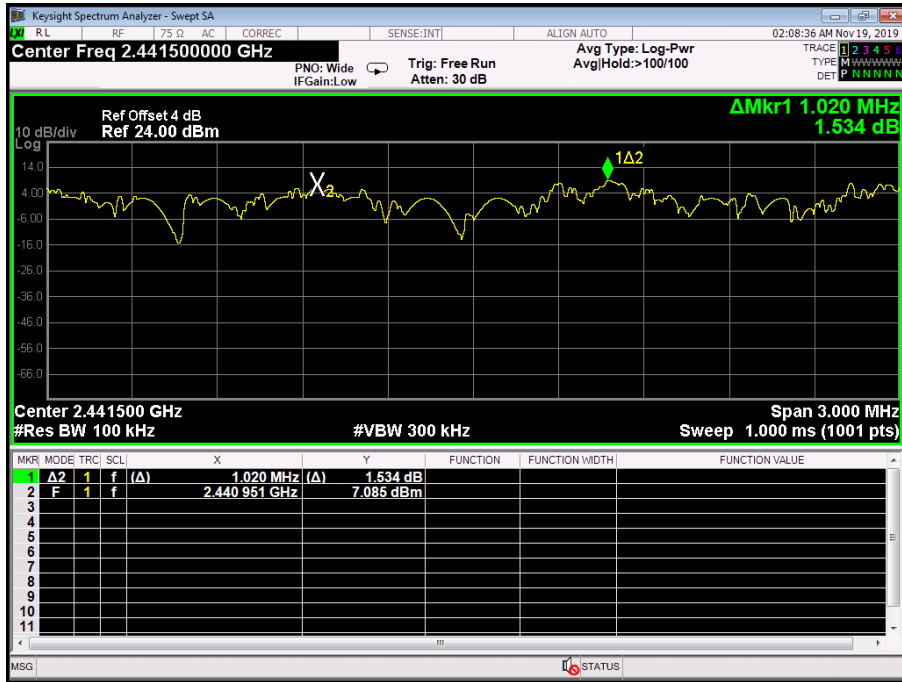
| | | | |
|--------------------------------|---|-------------------------------|-----|
| Temperature: | 25°C | Relative Humidity: | 55% |
| Test Voltage: | AC 120V/60Hz | | |
| Test Mode: | Hopping Mode ($\pi/4$ -DQPSK) (Laser Camera) | | |
| Channel frequency (MHz) | Separation Read Value (kHz) | Separation Limit (kHz) | |
| 2402 | 980 | 729.33 | |
| 2441 | 1020 | 862.67 | |
| 2480 | 940 | 862.67 | |

$\pi/4$ -DQPSK Hopping Mode

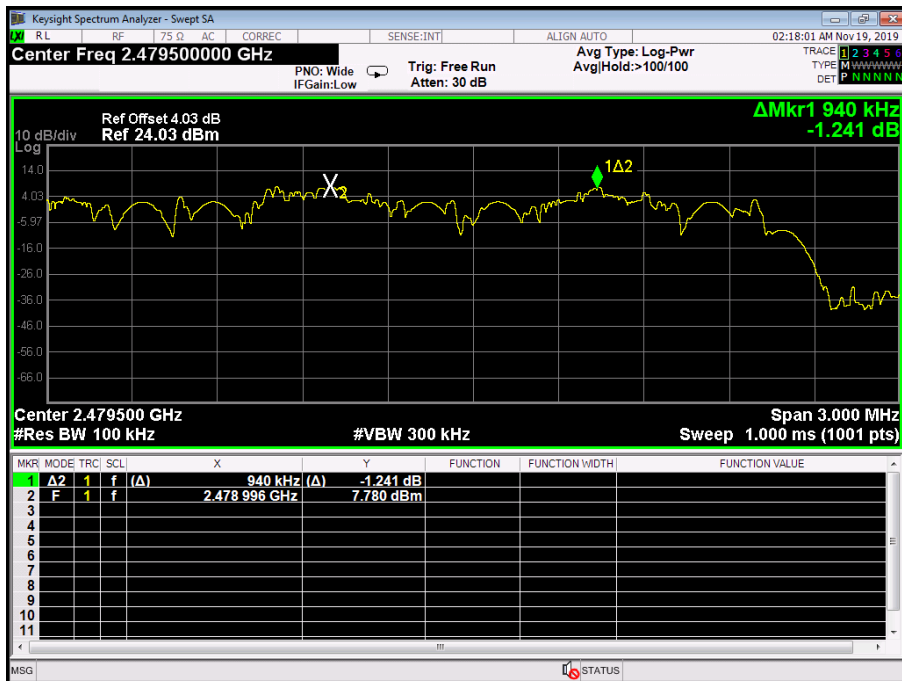
2402 MHz



π /4-DQPSK Hopping Mode
2441 MHz



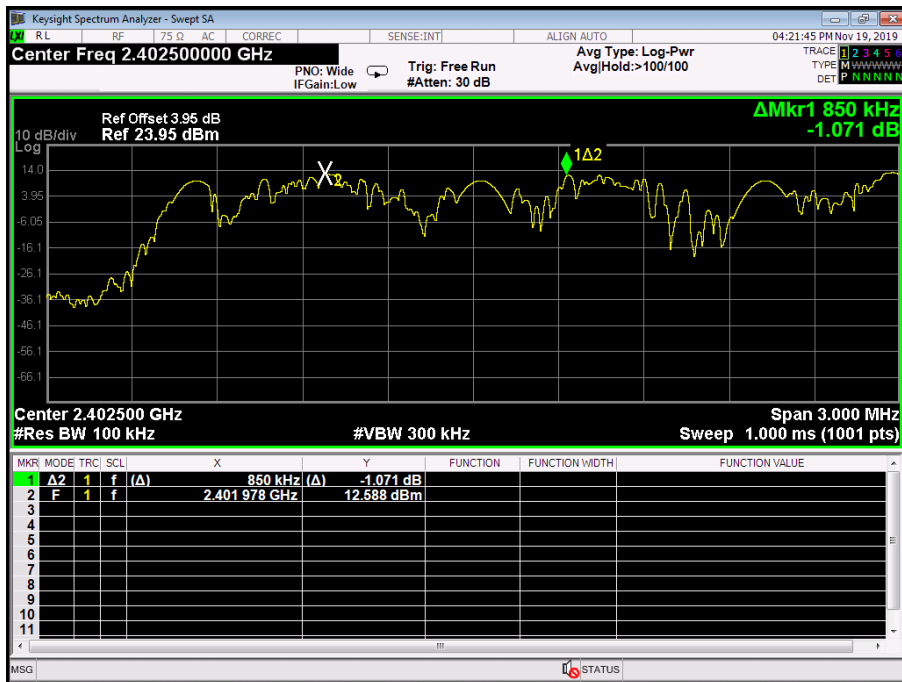
π /4-DQPSK Hopping Mode
2480 MHz



| | | | |
|--------------------------------|--------------------------------------|-------------------------------|-----|
| Temperature: | 25°C | Relative Humidity: | 55% |
| Test Voltage: | AC 120V/60Hz | | |
| Test Mode: | Hopping Mode (8-DPSK) (Laser Camera) | | |
| Channel frequency (MHz) | Separation Read Value (kHz) | Separation Limit (kHz) | |
| 2402 | 850 | 822.00 | |
| 2441 | 1000 | 830.67 | |
| 2480 | 860 | 825.33 | |

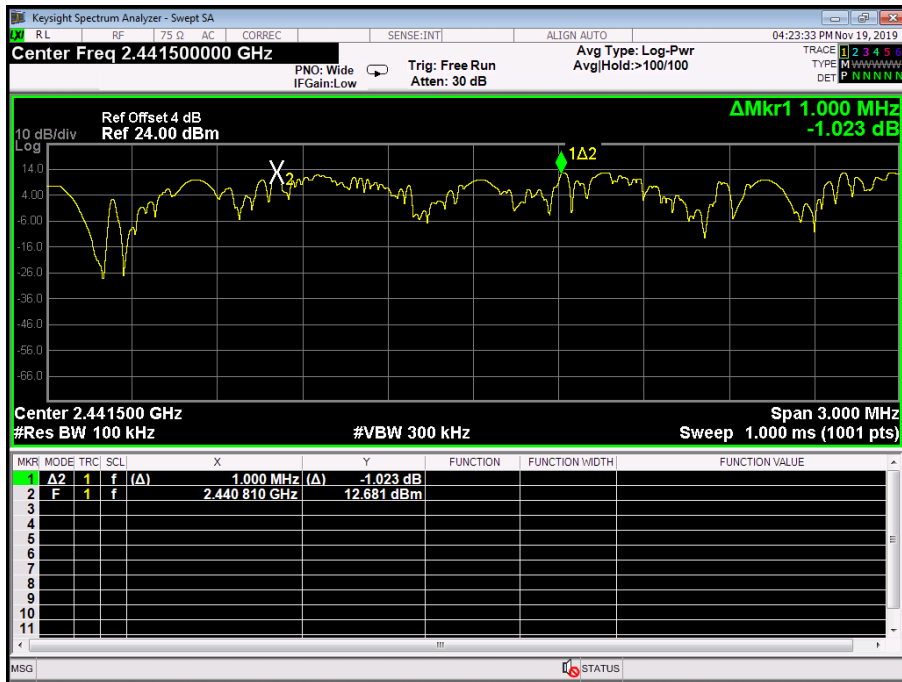
8-DPSK Hopping Mode

2402 MHz



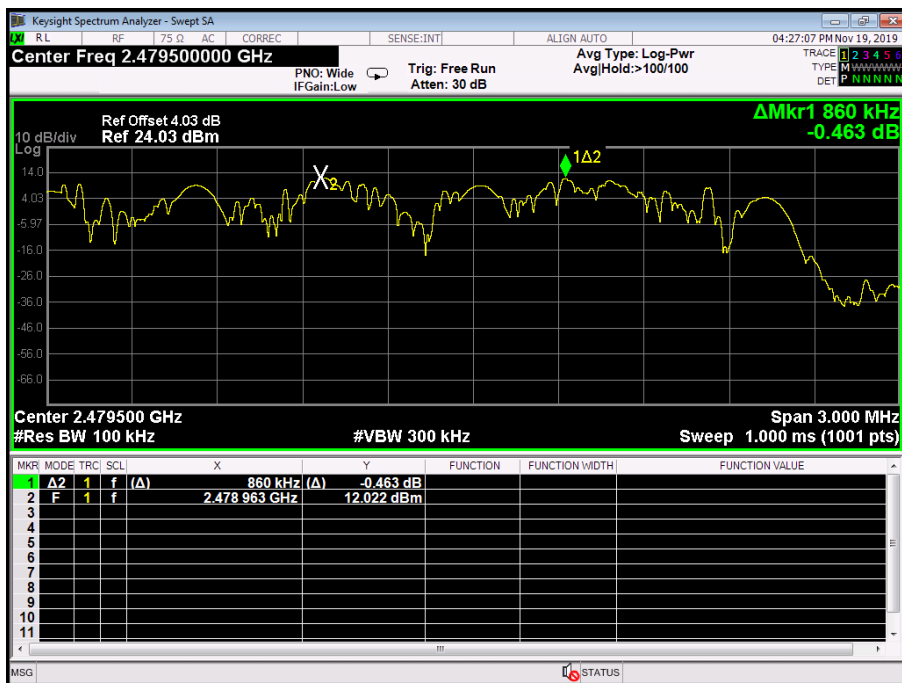
8-DPSK Hopping Mode

2441 MHz



8-DPSK Hopping Mode

2480 MHz



| | | | |
|--------------------------------|--------------------------------------|-------------------------------|-----|
| Temperature: | 25°C | Relative Humidity: | 55% |
| Test Voltage: | AC 120V/60Hz | | |
| Test Mode: | Hopping Mode (GFSK) (Control Screen) | | |
| Channel frequency (MHz) | Separation Read Value (kHz) | Separation Limit (kHz) | |
| 2402 | 850 | 616.27 | |
| 2441 | 980 | 598.87 | |
| 2480 | 830 | 633.60 | |

GFSK Hopping Mode

2402 MHz



GFSK Hopping Mode

2441 MHz



GFSK Hopping Mode

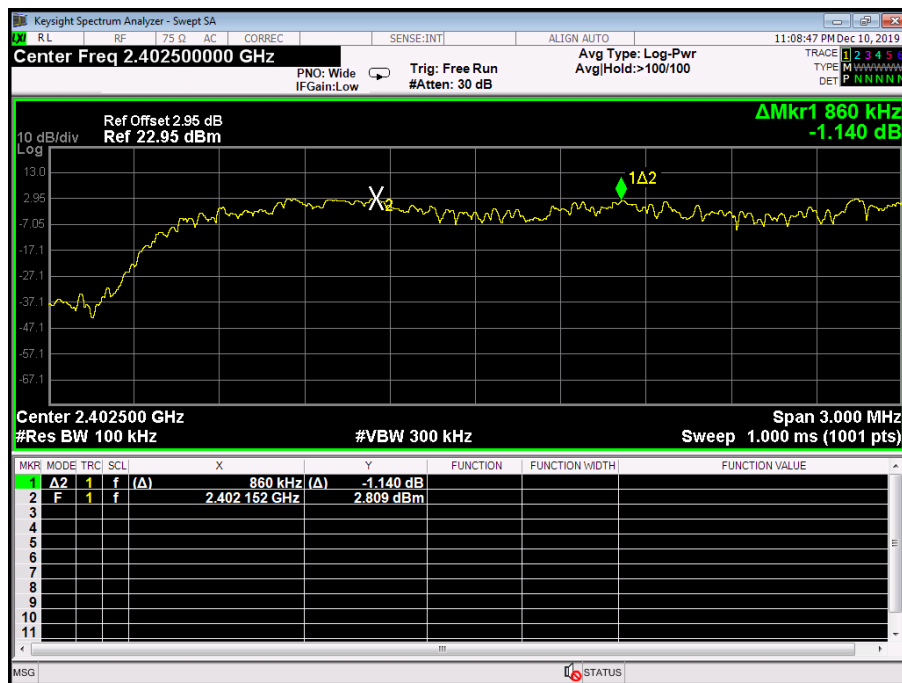
2480 MHz



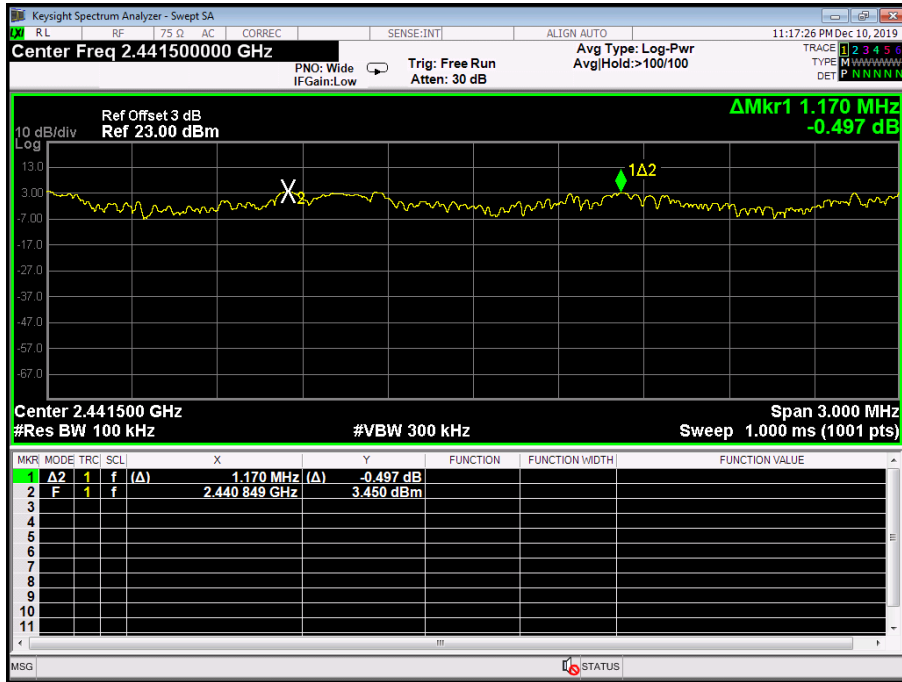
| Temperature: | 25°C | Relative Humidity: | 55% |
|-------------------------|---|---------------------------|-----|
| Test Voltage: | AC 120V/60Hz | | |
| Test Mode: | Hopping Mode ($\pi/4$ -DQPSK) (Control Screen) | | |
| Channel frequency (MHz) | Separation Read Value (kHz) | Separation Limit (kHz) | |
| 2402 | 860 | 834.67 | |
| 2441 | 1170 | 839.33 | |
| 2480 | 1020 | 846.00 | |

$\pi/4$ -DQPSK Hopping Mode

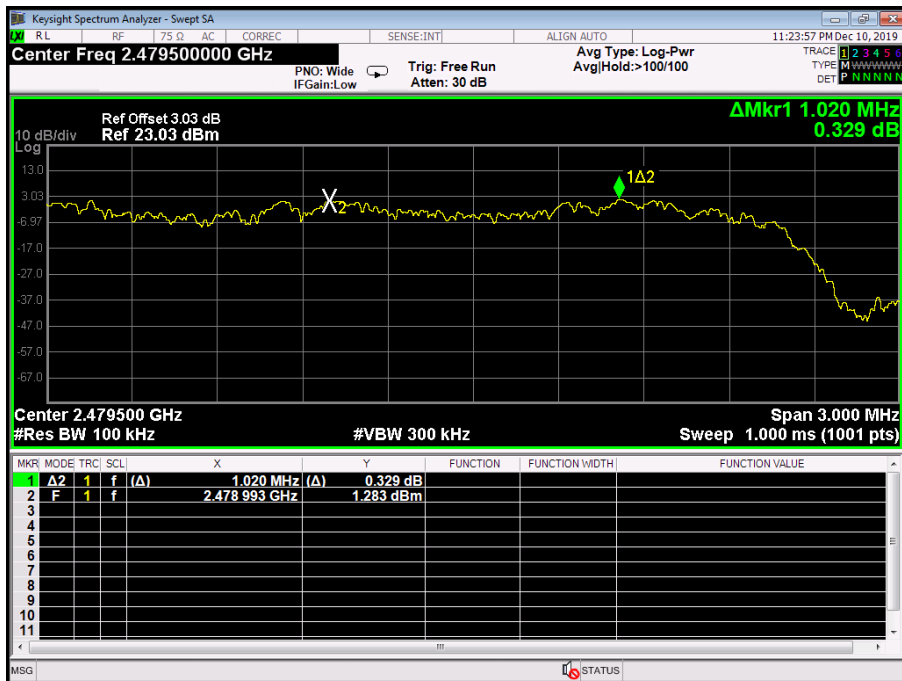
2402 MHz



π /4-DQPSK Hopping Mode
2441 MHz



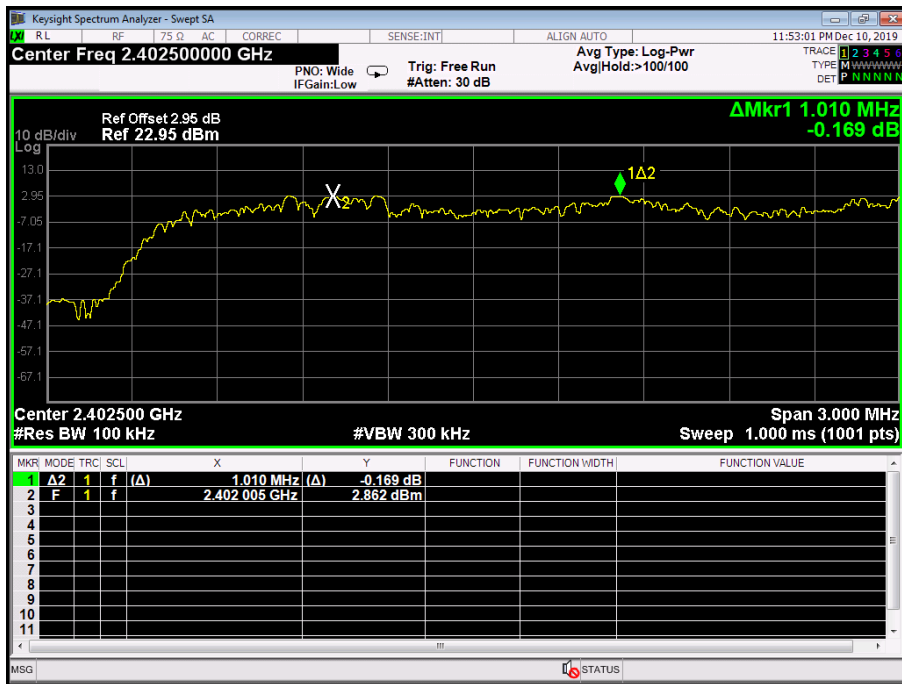
π /4-DQPSK Hopping Mode
2480 MHz



| | | | |
|--------------------------------|--|-------------------------------|-----|
| Temperature: | 25°C | Relative Humidity: | 55% |
| Test Voltage: | AC 120V/60Hz | | |
| Test Mode: | Hopping Mode (8-DPSK) (Control Screen) | | |
| Channel frequency (MHz) | Separation Read Value (kHz) | Separation Limit (kHz) | |
| 2402 | 1010 | 848.67 | |
| 2441 | 1010 | 839.33 | |
| 2480 | 1150 | 850.67 | |

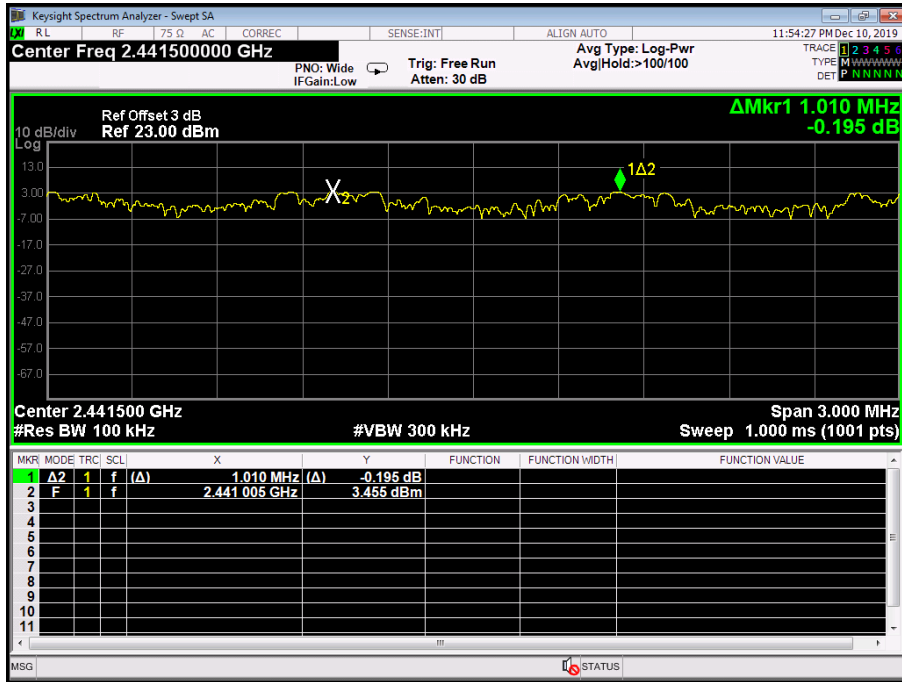
8-DPSK Hopping Mode

2402 MHz



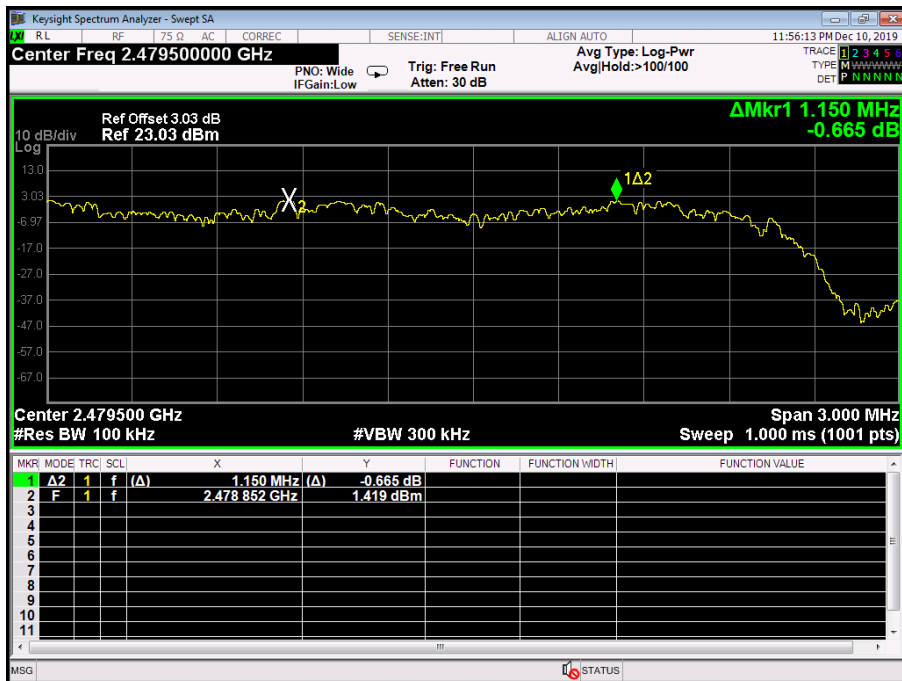
8-DPSK Hopping Mode

2441 MHz



8-DPSK Hopping Mode

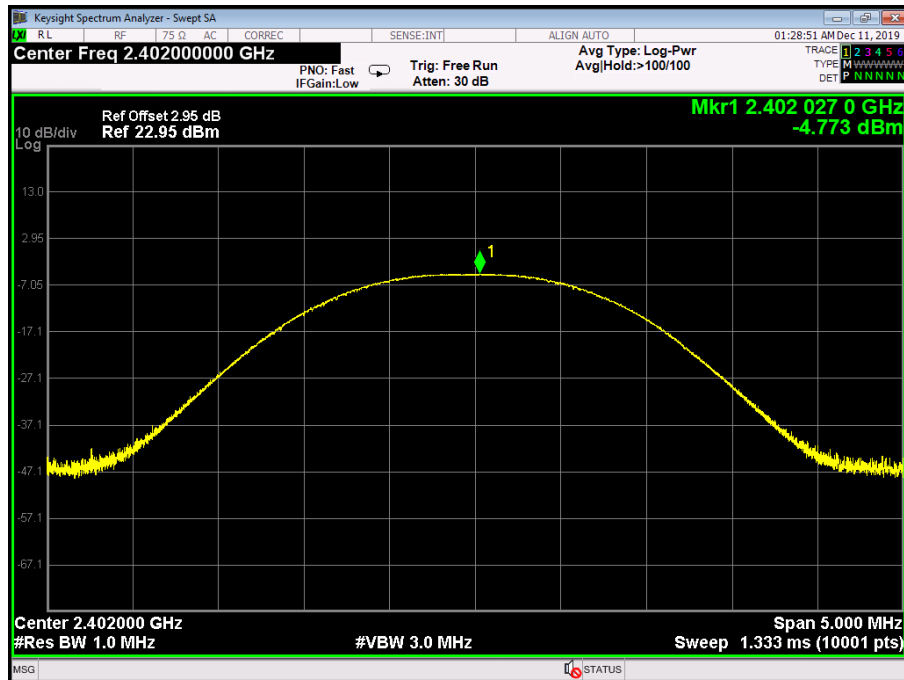
2480 MHz



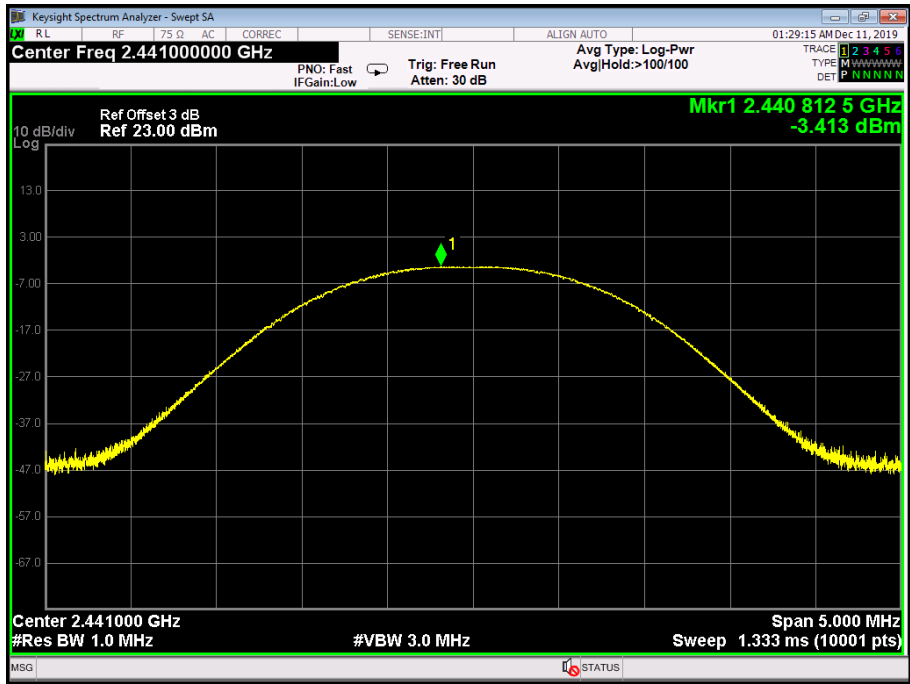
Attachment G-- Peak Output Power Test Data

| Temperature: | 25°C | Relative Humidity: | 55% |
|-------------------------|-------------------------------|---------------------------|-----|
| Test Voltage: | AC 120V/60Hz | | |
| Test Mode: | TX Mode (GFSK) (Laser Camera) | | |
| Channel frequency (MHz) | Test Result (dBm) | Limit (dBm) | |
| 2402 | -4.773 | 30 | |
| 2441 | -3.413 | | |
| 2480 | -2.963 | | |
| GFSK TX Mode | | | |

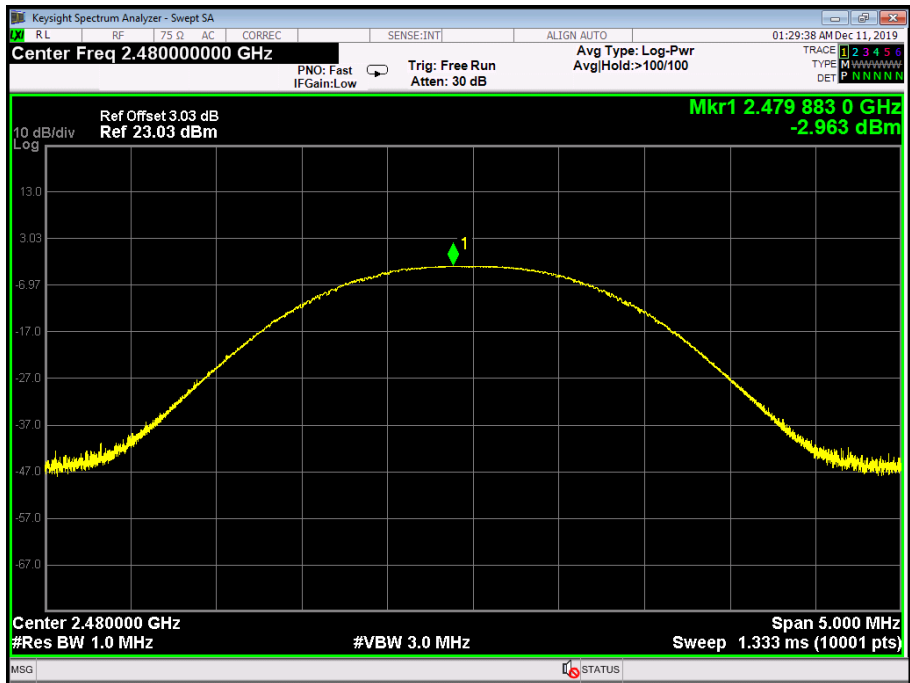
2402 MHz



GFSK TX Mode 2441 MHz



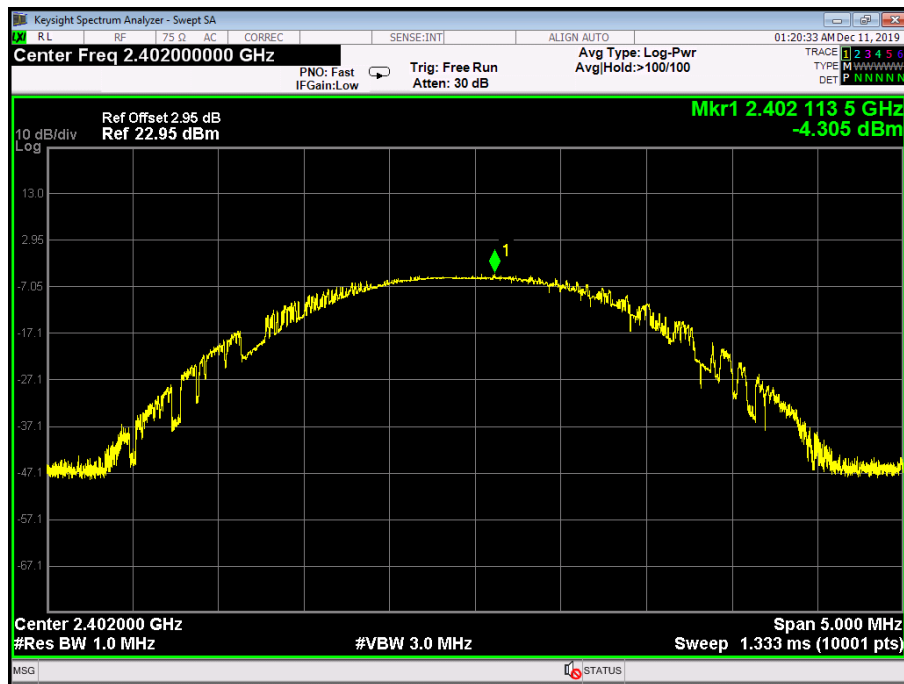
GFSK TX Mode 2480 MHz



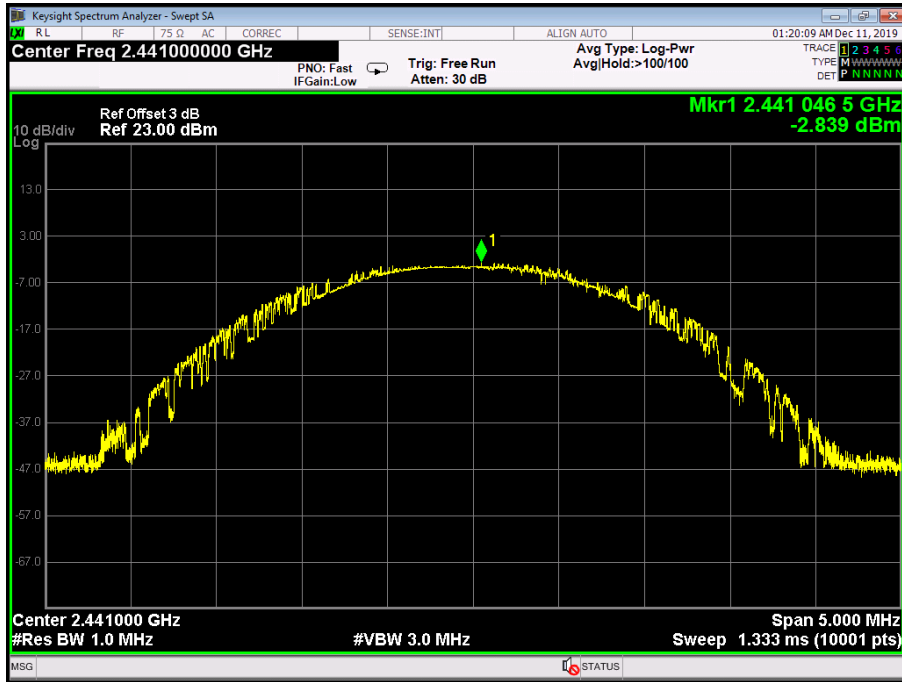
| | | | |
|--------------------------------|--|---------------------------|-----|
| Temperature: | 25°C | Relative Humidity: | 55% |
| Test Voltage: | AC 120V/60Hz | | |
| Test Mode: | TX Mode ($\pi/4$ -DQPSK) (Laser Camera) | | |
| Channel frequency (MHz) | Test Result (dBm) | Limit (dBm) | |
| 2402 | -4.305 | 30 | |
| 2441 | -2.839 | | |
| 2480 | -2.623 | | |

$\pi/4$ -DQPSK TX Mode

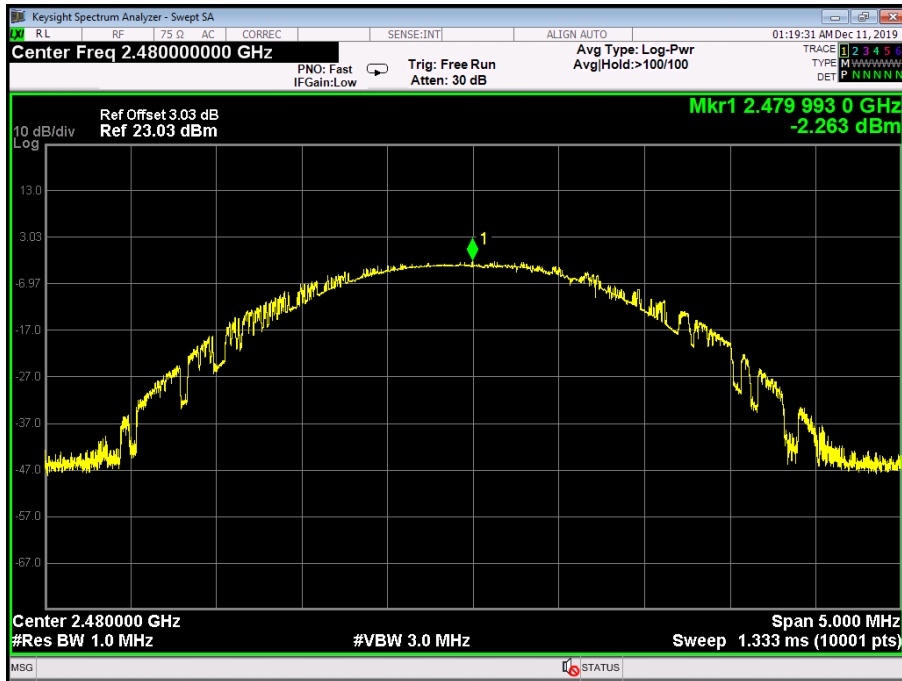
2402 MHz



$\pi/4$ -DQPSK TX Mode
2441 MHz



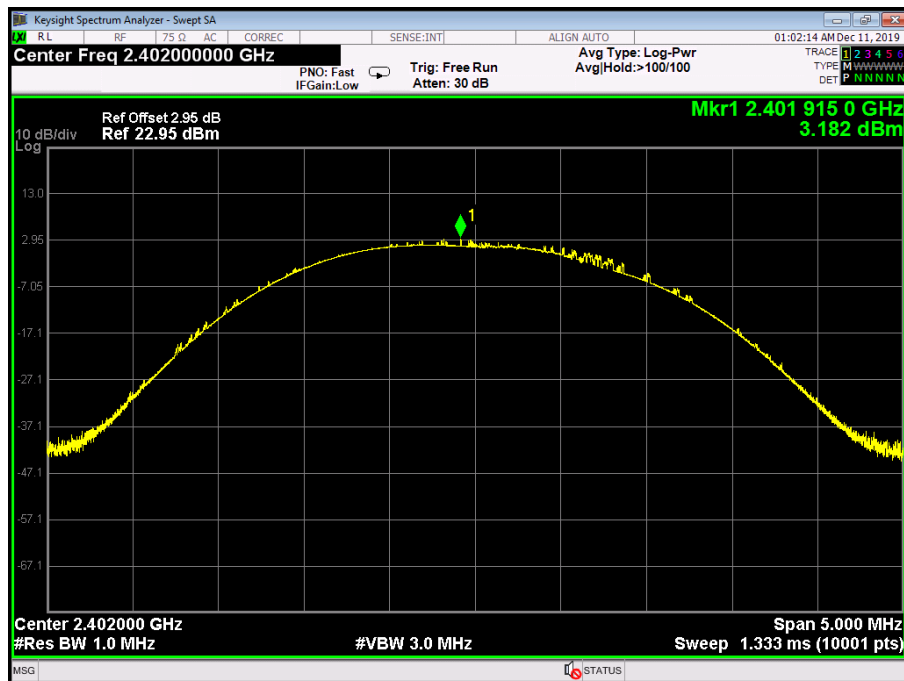
$\pi/4$ -DQPSK TX Mode
2480 MHz



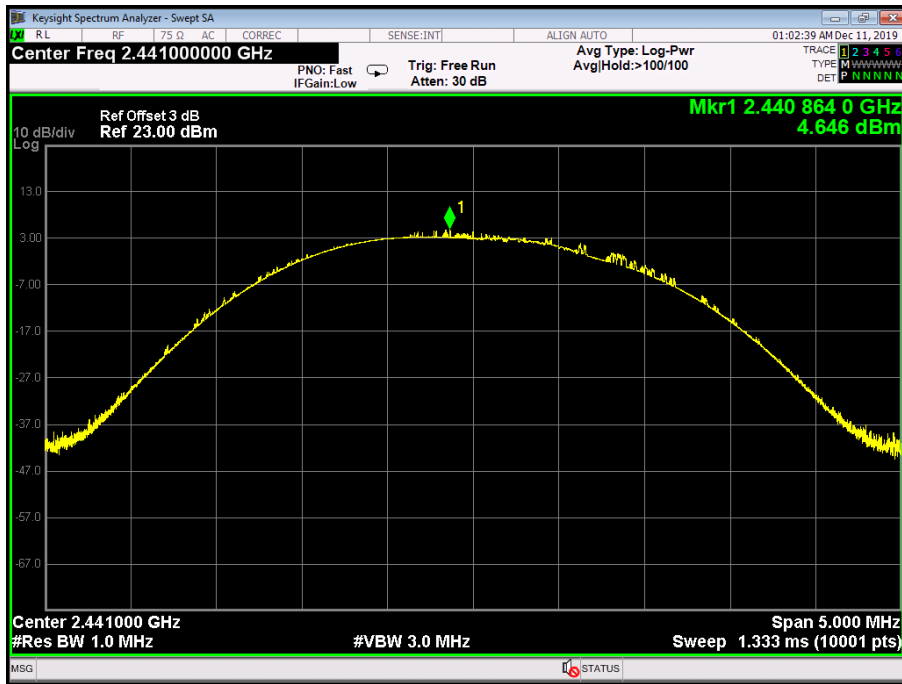
| Temperature: | 25°C | Relative Humidity: | 55% |
|-------------------------|---------------------------------|---------------------------|-----|
| Test Voltage: | AC 120V/60Hz | | |
| Test Mode: | TX Mode (8-DPSK) (Laser Camera) | | |
| Channel frequency (MHz) | Test Result (dBm) | Limit (dBm) | |
| 2402 | 3.182 | 30 | |
| 2441 | 4.646 | | |
| 2480 | 4.139 | | |

8-DPSK TX Mode

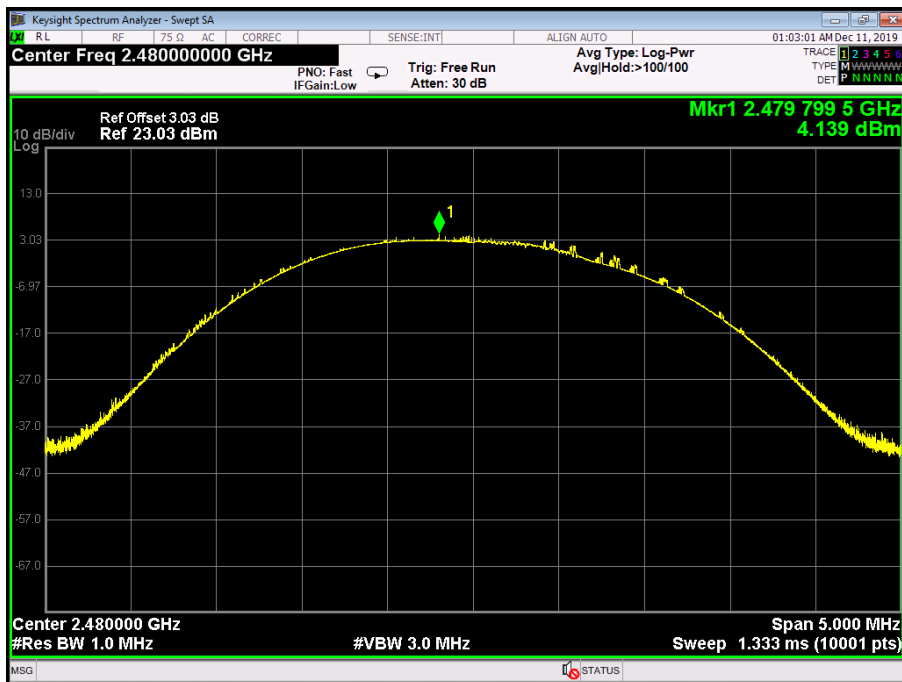
2402 MHz



8-DPSK TX Mode
2441 MHz

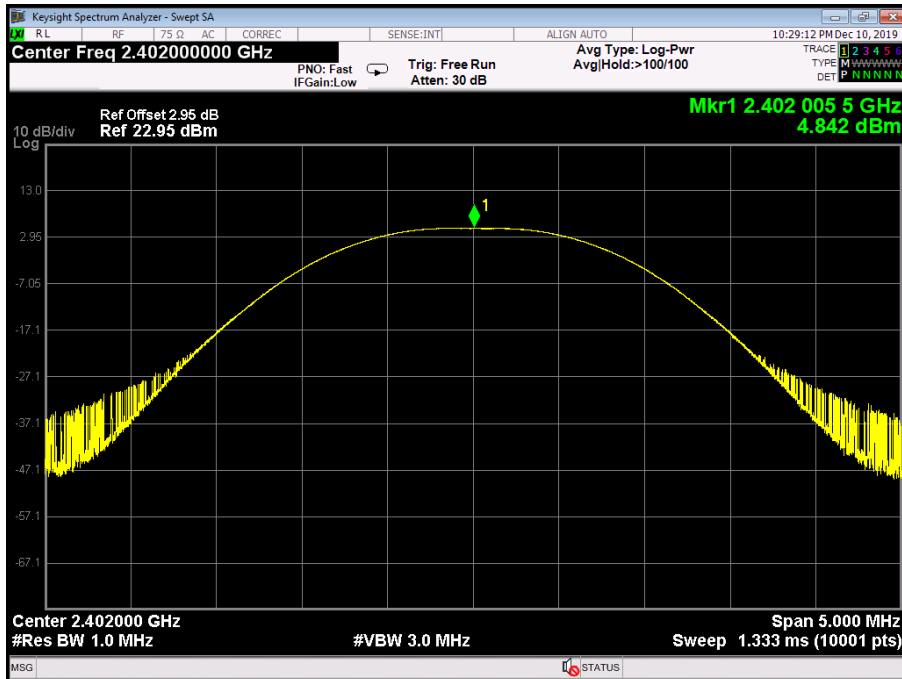


8-DPSK TX Mode
2480 MHz



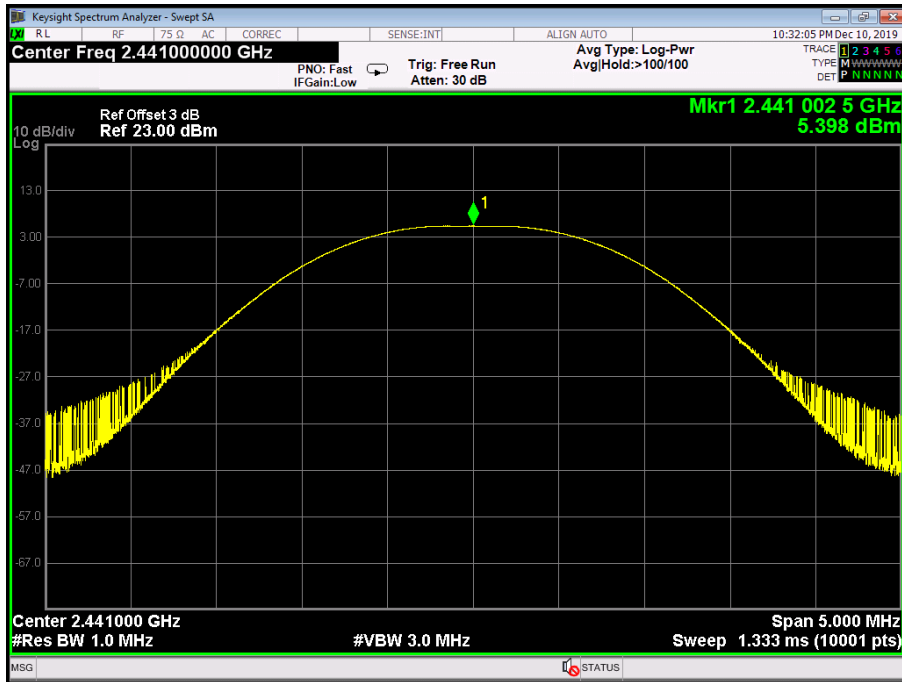
| | | | |
|--------------------------------|---------------------------------|---------------------------|-----|
| Temperature: | 25°C | Relative Humidity: | 55% |
| Test Voltage: | AC 120V/60Hz | | |
| Test Mode: | TX Mode (GFSK) (Control Screen) | | |
| Channel frequency (MHz) | Test Result (dBm) | Limit (dBm) | |
| 2402 | 4.842 | 30 | |
| 2441 | 5.398 | | |
| 2480 | 3.800 | | |

GFSK TX Mode
2402 MHz



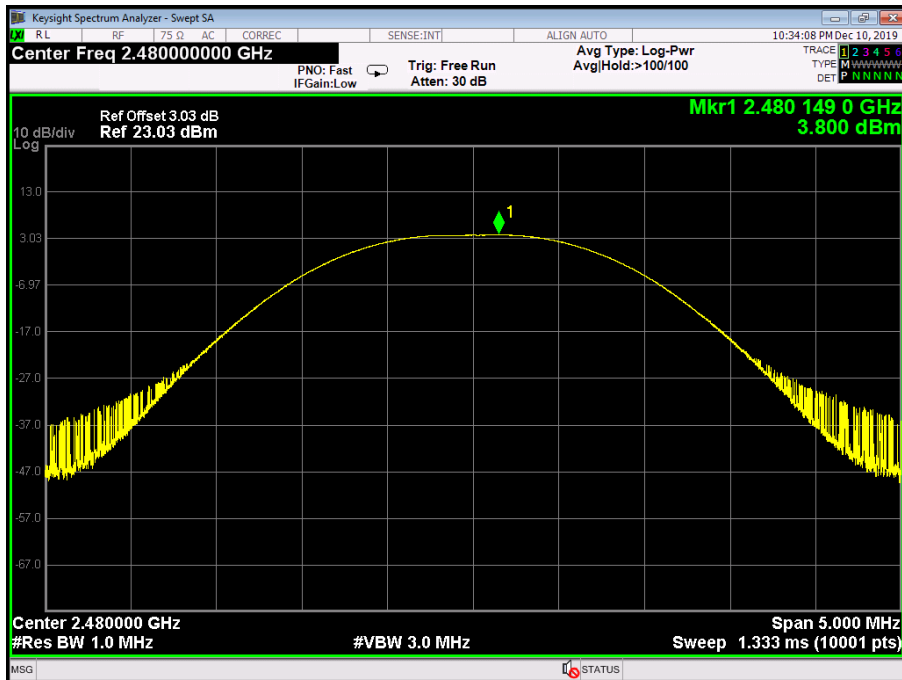
GFSK TX Mode

2441 MHz



GFSK TX Mode

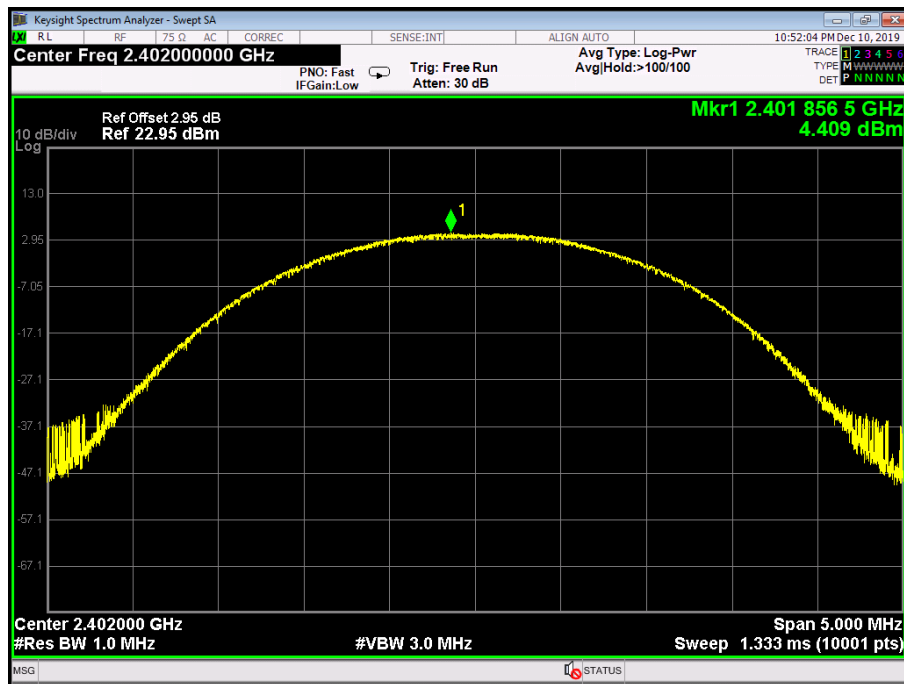
2480 MHz



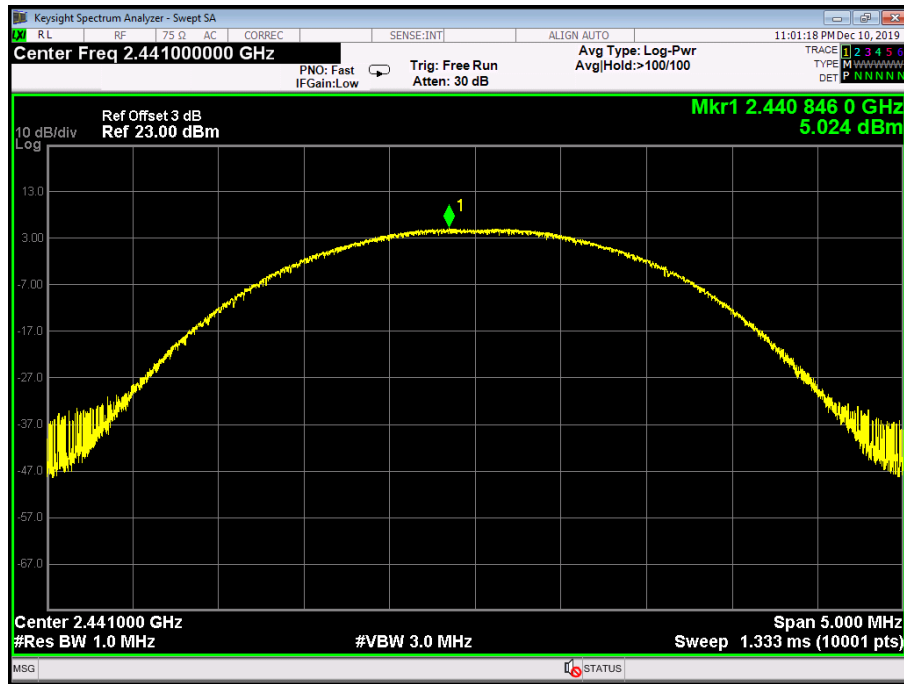
| | | | |
|--------------------------------|--|---------------------------|-----|
| Temperature: | 25°C | Relative Humidity: | 55% |
| Test Voltage: | AC 120V/60Hz | | |
| Test Mode: | TX Mode ($\pi/4$ -DQPSK) (Control Screen) | | |
| Channel frequency (MHz) | Test Result (dBm) | Limit (dBm) | |
| 2402 | 4.409 | 30 | |
| 2441 | 5.024 | | |
| 2480 | 3.369 | | |

$\pi/4$ -DQPSK TX Mode

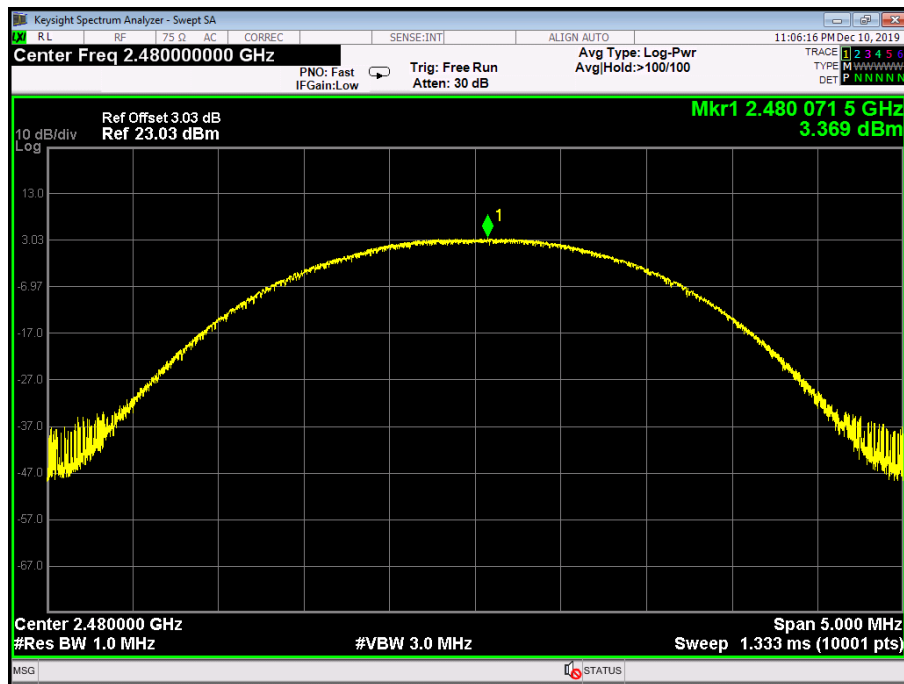
2402 MHz



$\pi/4$ -DQPSK TX Mode
2441 MHz



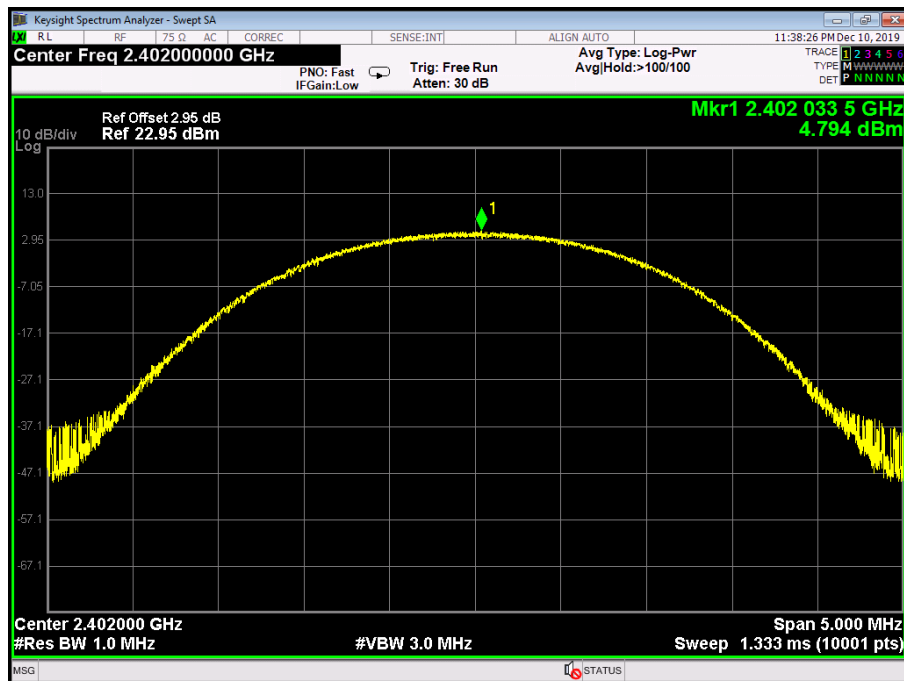
$\pi/4$ -DQPSK TX Mode
2480 MHz



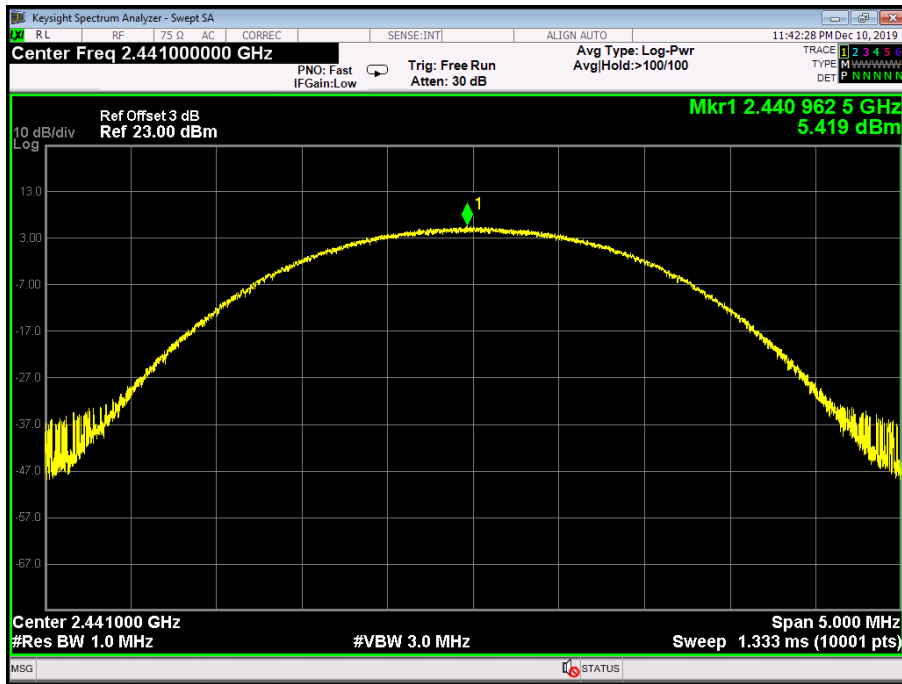
| | | | |
|--------------------------------|-----------------------------------|---------------------------|-----|
| Temperature: | 25°C | Relative Humidity: | 55% |
| Test Voltage: | AC 120V/60Hz | | |
| Test Mode: | TX Mode (8-DPSK) (Control Screen) | | |
| Channel frequency (MHz) | Test Result (dBm) | Limit (dBm) | |
| 2402 | 4.794 | 30 | |
| 2441 | 5.419 | | |
| 2480 | 3.731 | | |

8-DPSK TX Mode

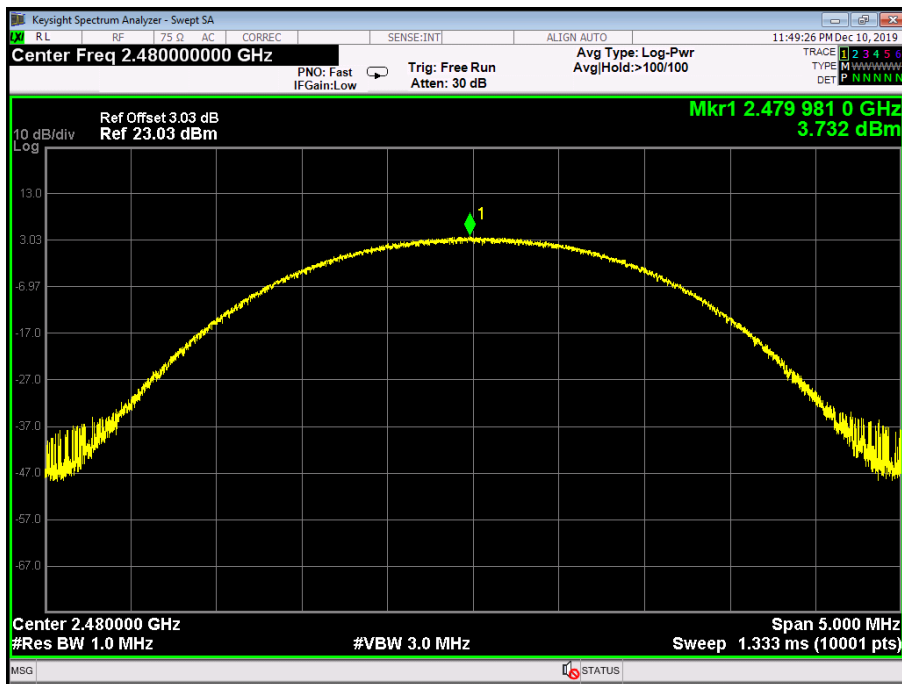
2402 MHz



8-DPSK TX Mode
2441 MHz



8-DPSK TX Mode
2480 MHz



-----END OF REPORT-----