

#01_HAC_T-Coil_GSM850_Voice_Ch189_Axial (Z)

Communication System: GSM850; Frequency: 836.4 MHz

Medium: Air Medium parameters used: $\sigma = 0$ S/m, $\epsilon_r = 1$; $\rho = 0$ kg/m³

Ambient Temperature : 23.6 °C

DASY5 Configuration

- Probe: AM1DV3 - 3130; ; Calibrated: 2020/11/26
- Sensor-Surface: 0mm (Fix Surface)
- Electronics: DAE4 Sn854; Calibrated: 2020/5/26
- Phantom: HAC Test Arch with AMCC; Type: SD HAC P01 BA;
- Measurement SW: DASY52, Version 52.10 (4); SEMCAD X Version 14.6.14 (7483)


General Scans/z (axial) 4.2mm 50 x 50/ABM Interpolated SNR(x,y,z) (121x121x1):

Interpolated grid: dx=1.000 mm, dy=1.000 mm

ABM1/ABM2 = 38.53 dB

ABM1 comp = 14.22 dBA/m

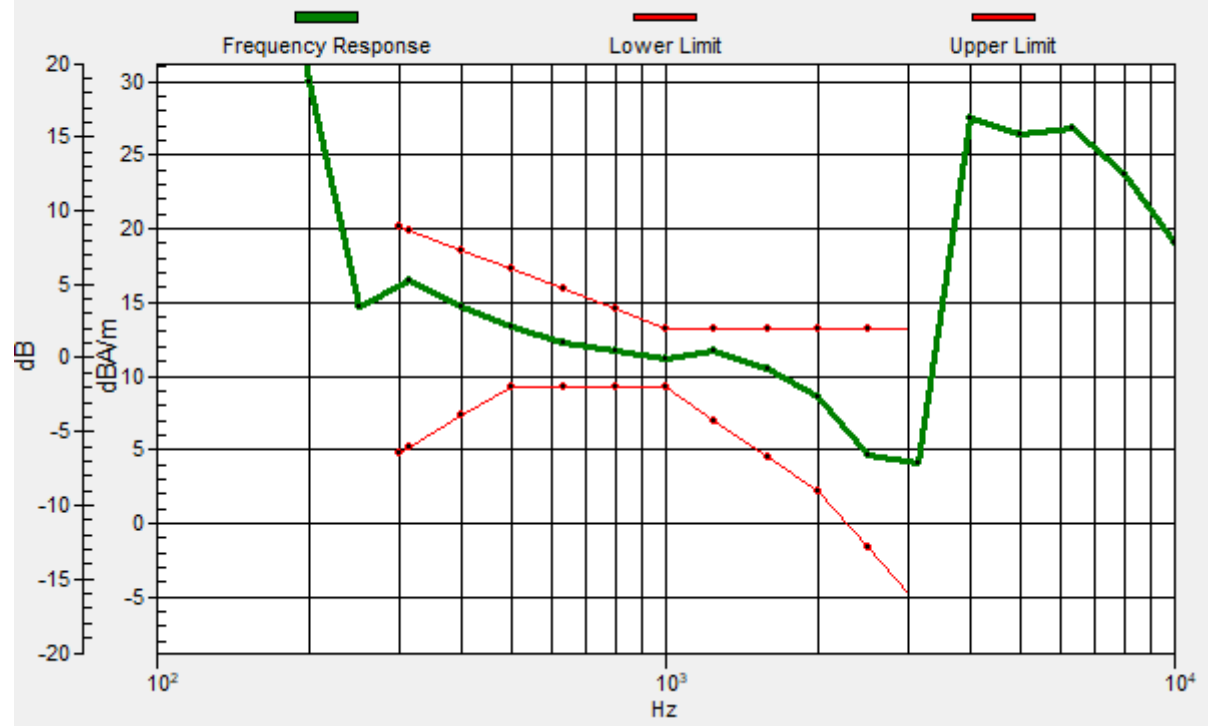
Location: 10.3, 24, 3.7 mm



0 dB = 84.46 = 38.53 dB

General Scans/z (axial) wideband at best S/N/ABM Freq Resp(x,y,z,f)

Loc: 10.5, 24, 3.7 mm Diff: 1.52dB



#01_HAC_T-Coil_GSM850_Voice_Ch189_Transversal (Y)

Communication System: GSM850; Frequency: 836.4 MHz

Medium: Air Medium parameters used: $\sigma = 0$ S/m, $\epsilon_r = 1$; $\rho = 0$ kg/m³

Ambient Temperature : 23.6 °C

DASY5 Configuration

- Probe: AM1DV3 - 3130; ; Calibrated: 2020/11/26
- Sensor-Surface: 0mm (Fix Surface)
- Electronics: DAE4 Sn854; Calibrated: 2020/5/26
- Phantom: HAC Test Arch with AMCC; Type: SD HAC P01 BA;
- Measurement SW: DASY52, Version 52.10 (4); SEMCAD X Version 14.6.14 (7483)


General Scans/y (transversal) 4.2mm 50 x 50/ABM Interpolated SNR(x,y,z) (121x121x1):

Interpolated grid: dx=1.000 mm, dy=1.000 mm

ABM1/ABM2 = 39.82 dB

ABM1 comp = 4.79 dBA/m

Location: 4.7, 17, 3.7 mm



0 dB = 97.90 = 39.82 dB

#02_HAC_T-Coil_GSM1900_Voice_Ch661_Axial (Z)

Communication System: PCS; Frequency: 1880 MHz

Medium: Air Medium parameters used: $\sigma = 0$ S/m, $\epsilon_r = 1$; $\rho = 0$ kg/m³

Ambient Temperature : 23.6 °C

DASY5 Configuration

- Probe: AM1DV3 - 3130; ; Calibrated: 2020/11/26
- Sensor-Surface: 0mm (Fix Surface)
- Electronics: DAE4 Sn854; Calibrated: 2020/5/26
- Phantom: HAC Test Arch with AMCC; Type: SD HAC P01 BA;
- Measurement SW: DASY52, Version 52.10 (4); SEMCAD X Version 14.6.14 (7483)


General Scans/z (axial) 4.2mm 50 x 50/ABM Interpolated SNR(x,y,z) (121x121x1):

Interpolated grid: dx=1.000 mm, dy=1.000 mm

ABM1/ABM2 = 42.49 dB

ABM1 comp = 13.81 dBA/m

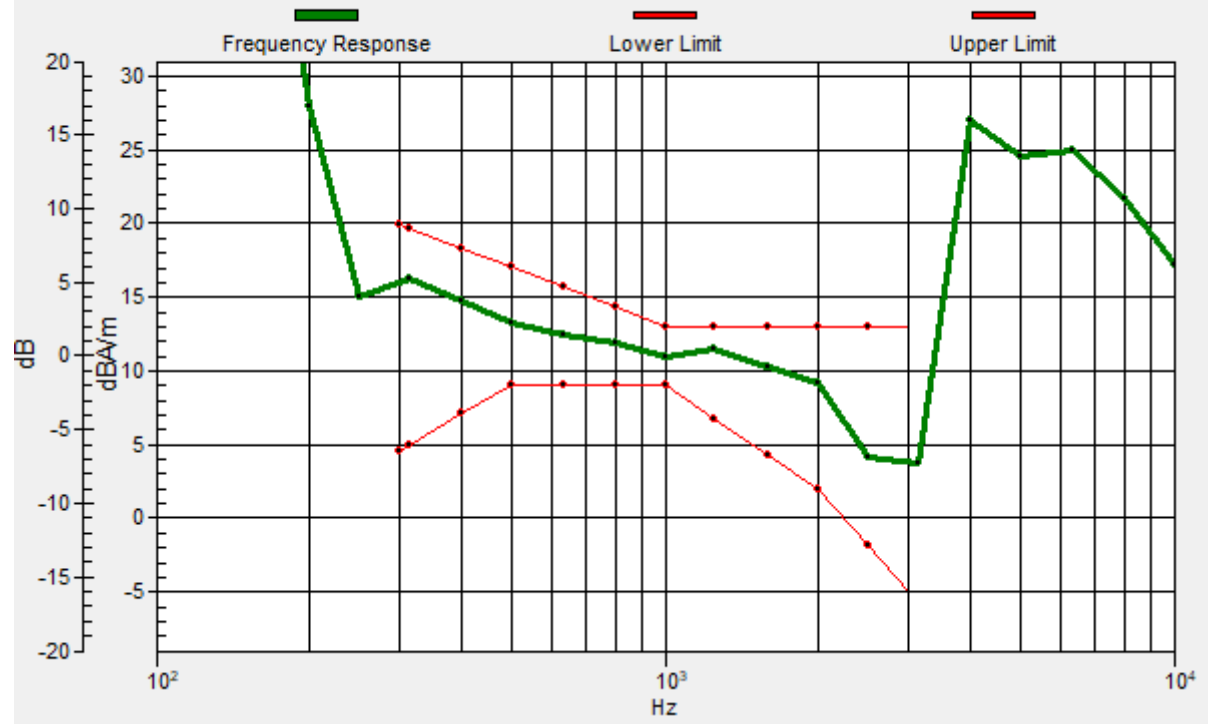
Location: 9.6, 24, 3.7 mm



0 dB = 133.2 = 42.49 dB

General Scans/z (axial) wideband at best S/N/ABM Freq Resp(x,y,z,f)

Loc: 9.9, 24, 3.7 mm Diff: 1.51dB



#02_HAC_T-Coil_GSM1900_Voice_Ch661_Transversal (Y)

Communication System: PCS; Frequency: 1880 MHz

Medium: Air Medium parameters used: $\sigma = 0$ S/m, $\epsilon_r = 1$; $\rho = 0$ kg/m³

Ambient Temperature : 23.6 °C

DASY5 Configuration

- Probe: AM1DV3 - 3130; ; Calibrated: 2020/11/26
- Sensor-Surface: 0mm (Fix Surface)
- Electronics: DAE4 Sn854; Calibrated: 2020/5/26
- Phantom: HAC Test Arch with AMCC; Type: SD HAC P01 BA;
- Measurement SW: DASY52, Version 52.10 (4); SEMCAD X Version 14.6.14 (7483)


General Scans/y (transversal) 4.2mm 50 x 50/ABM Interpolated SNR(x,y,z) (121x121x1):

Interpolated grid: dx=1.000 mm, dy=1.000 mm

ABM1/ABM2 = 44.17 dB

ABM1 comp = 5.06 dBA/m

Location: 4, 17, 3.7 mm



0 dB = 161.6 = 44.17 dB

#03_HAC_T-Coil_WCDMA II_Voice_Ch9400_Axial (Z)

Communication System: WCDMA; Frequency: 1880 MHz

Medium: Air Medium parameters used: $\sigma = 0$ S/m, $\epsilon_r = 1$; $\rho = 0$ kg/m³

Ambient Temperature : 23.6 °C

DASY5 Configuration

- Probe: AM1DV3 - 3130; ; Calibrated: 2020/11/26
- Sensor-Surface: 0mm (Fix Surface)
- Electronics: DAE4 Sn854; Calibrated: 2020/5/26
- Phantom: HAC Test Arch with AMCC; Type: SD HAC P01 BA;
- Measurement SW: DASY52, Version 52.10 (4); SEMCAD X Version 14.6.14 (7483)


General Scans/z (axial) 4.2mm 50 x 50/ABM Interpolated SNR(x,y,z) (121x121x1):

Interpolated grid: dx=1.000 mm, dy=1.000 mm

ABM1/ABM2 = 60.20 dB

ABM1 comp = 14.15 dBA/m

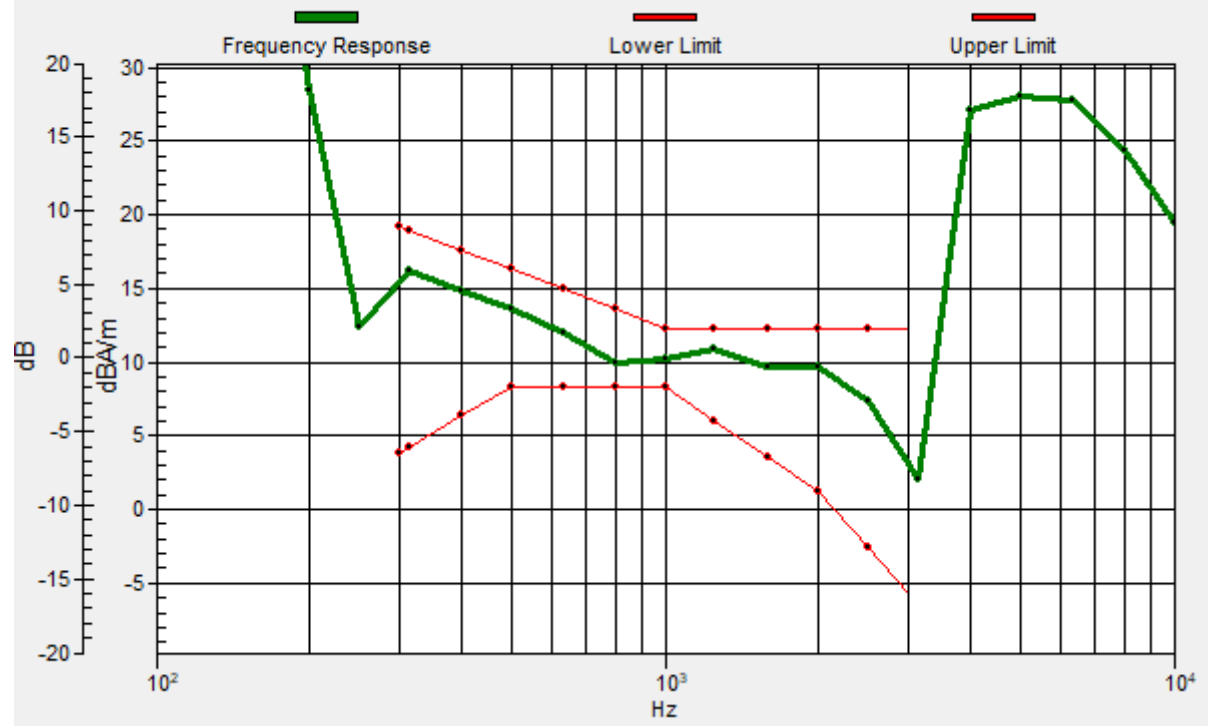
Location: 11, 24, 3.7 mm



0 dB = 1024 = 60.21 dB

General Scans/z (axial) wideband at best S/N/ABM Freq Resp(x,y,z,f)

Loc: 10.7, 24, 3.7 mm Diff: 1.34dB



#03_HAC_T-Coil_WCDMA II_Voice_Ch9400_Transversal (Y)

Communication System: WCDMA; Frequency: 1880 MHz

Medium: Air Medium parameters used: $\sigma = 0$ S/m, $\epsilon_r = 1$; $\rho = 0$ kg/m³

Ambient Temperature : 23.6 °C

DASY5 Configuration

- Probe: AM1DV3 - 3130; ; Calibrated: 2020/11/26
- Sensor-Surface: 0mm (Fix Surface)
- Electronics: DAE4 Sn854; Calibrated: 2020/5/26
- Phantom: HAC Test Arch with AMCC; Type: SD HAC P01 BA;
- Measurement SW: DASY52, Version 52.10 (4); SEMCAD X Version 14.6.14 (7483)


General Scans/y (transversal) 4.2mm 50 x 50/ABM Interpolated SNR(x,y,z) (121x121x1):

Interpolated grid: dx=1.000 mm, dy=1.000 mm

ABM1/ABM2 = 56.21 dB

ABM1 comp = 6.82 dBA/m

Location: 10.3, 16.3, 3.7 mm



0 dB = 646.0 = 56.20 dB

#04_HAC_T-Coil_WCDMA IV_Voice_Ch1413_Axial (Z)

Communication System: WCDMA; Frequency: 1732.6 MHz

Medium: Air Medium parameters used: $\sigma = 0$ S/m, $\epsilon_r = 1$; $\rho = 0$ kg/m³

Ambient Temperature : 23.6 °C

DASY5 Configuration

- Probe: AM1DV3 - 3130; ; Calibrated: 2020/11/26
- Sensor-Surface: 0mm (Fix Surface)
- Electronics: DAE4 Sn854; Calibrated: 2020/5/26
- Phantom: HAC Test Arch with AMCC; Type: SD HAC P01 BA;
- Measurement SW: DASY52, Version 52.10 (4); SEMCAD X Version 14.6.14 (7483)


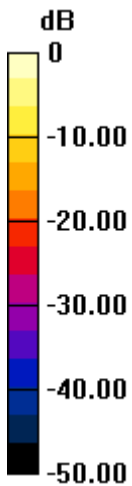
General Scans/z (axial) 4.2mm 50 x 50/ABM Interpolated SNR(x,y,z) (121x121x1):

Interpolated grid: dx=1.000 mm, dy=1.000 mm

ABM1/ABM2 = 64.64 dB

ABM1 comp = 13.82 dBA/m

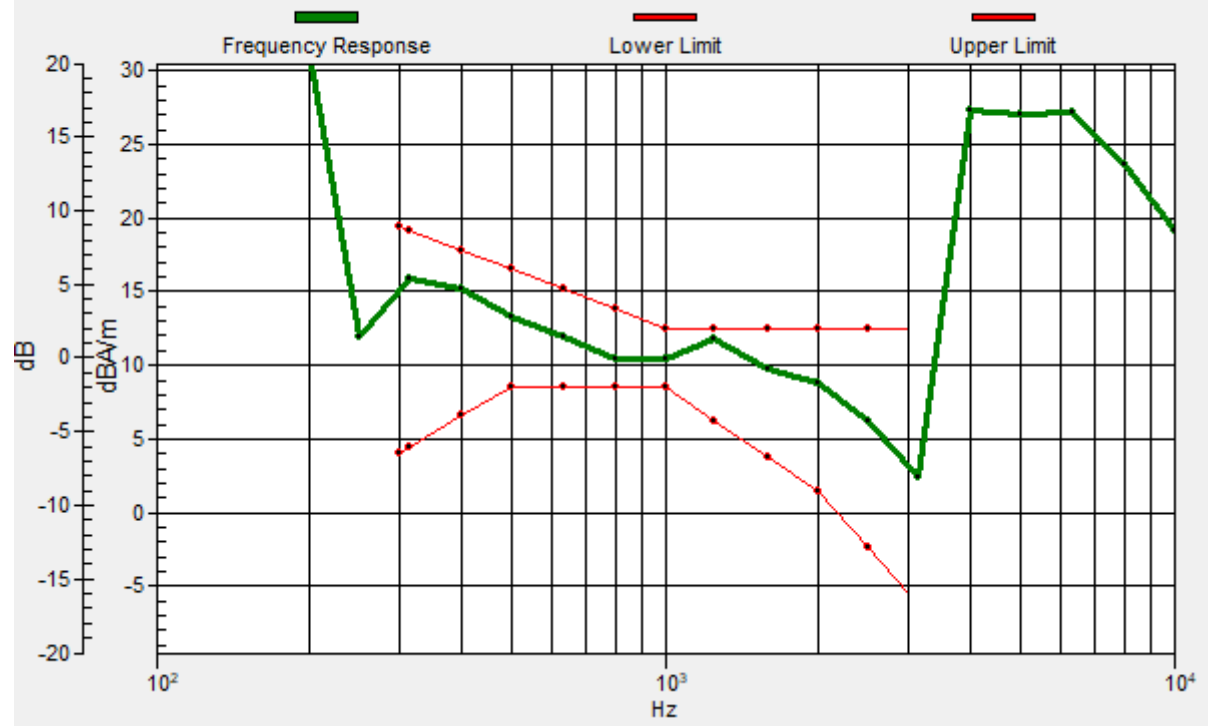
Location: 10.3, 24, 3.7 mm



0 dB = 1705 = 64.63 dB

General Scans/z (axial) wideband at best S/N/ABM Freq Resp(x,y,z,f)

Loc: 10.2, 24, 3.7 mm Diff: 0.67dB



#04_HAC_T-Coil_WCDMA IV_Voice_Ch1413_Transversal (Y)

Communication System: WCDMA; Frequency: 1732.6 MHz

Medium: Air Medium parameters used: $\sigma = 0$ S/m, $\epsilon_r = 1$; $\rho = 0$ kg/m³

Ambient Temperature : 23.6 °C

DASY5 Configuration

- Probe: AM1DV3 - 3130; ; Calibrated: 2020/11/26
- Sensor-Surface: 0mm (Fix Surface)
- Electronics: DAE4 Sn854; Calibrated: 2020/5/26
- Phantom: HAC Test Arch with AMCC; Type: SD HAC P01 BA;
- Measurement SW: DASY52, Version 52.10 (4); SEMCAD X Version 14.6.14 (7483)


General Scans/y (transversal) 4.2mm 50 x 50/ABM Interpolated SNR(x,y,z) (121x121x1):

Interpolated grid: dx=1.000 mm, dy=1.000 mm

ABM1/ABM2 = 55.99 dB

ABM1 comp = 6.83 dBA/m

Location: 10.3, 17, 3.7 mm



0 dB = 630.3 = 55.99 dB

#05_HAC_T-Coil_WCDMA V_Voice_Ch4182_Axial (Z)

Communication System: WCDMA; Frequency: 836.4 MHz

Medium: Air Medium parameters used: $\sigma = 0$ S/m, $\epsilon_r = 1$; $\rho = 0$ kg/m³

Ambient Temperature : 23.6 °C

DASY5 Configuration

- Probe: AM1DV3 - 3130; ; Calibrated: 2020/11/26
- Sensor-Surface: 0mm (Fix Surface)
- Electronics: DAE4 Sn854; Calibrated: 2020/5/26
- Phantom: HAC Test Arch with AMCC; Type: SD HAC P01 BA;
- Measurement SW: DASY52, Version 52.10 (4); SEMCAD X Version 14.6.14 (7483)


General Scans/z (axial) 4.2mm 50 x 50/ABM Interpolated SNR(x,y,z) (121x121x1):

Interpolated grid: dx=1.000 mm, dy=1.000 mm

ABM1/ABM2 = 63.11 dB

ABM1 comp = 13.92 dBA/m

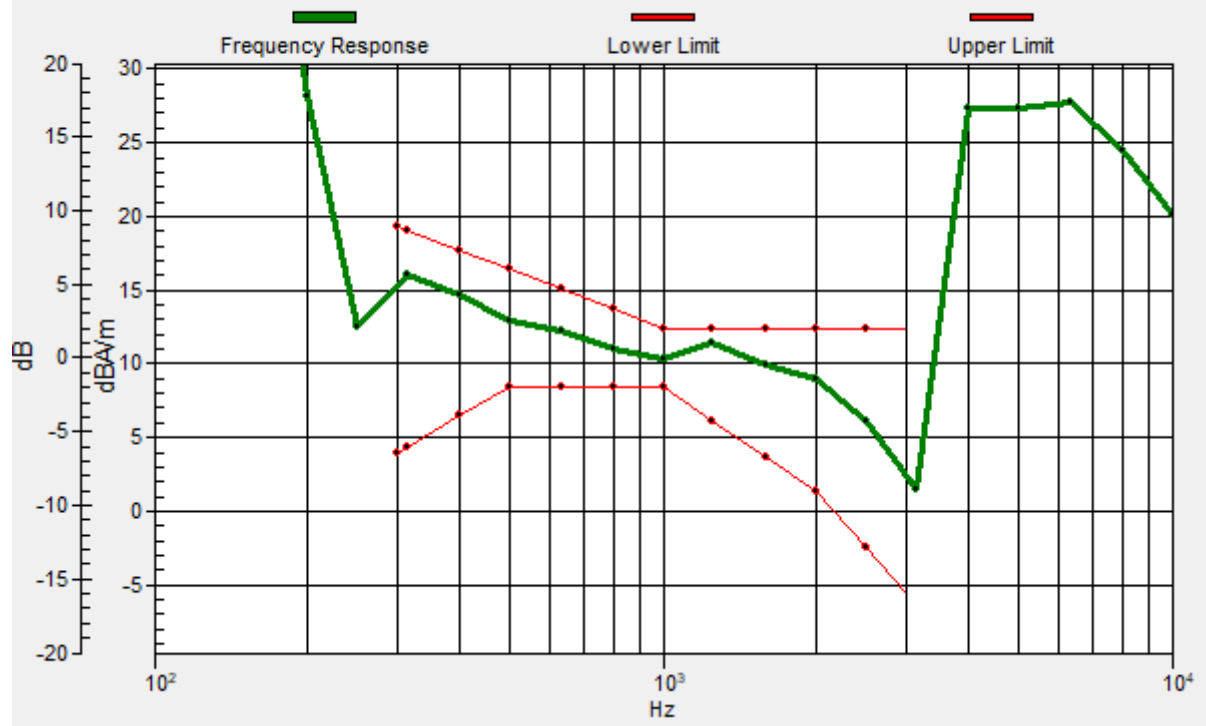
Location: 10.3, 24, 3.7 mm



0 dB = 1431 = 63.11 dB

General Scans/z (axial) wideband at best S/N/ABM Freq Resp(x,y,z,f)

Loc: 10.2, 24, 3.7 mm Diff: 0.96dB



#05_HAC_T-Coil_WCDMA V_Voice_Ch4182_Transversal (Y)

Communication System: WCDMA; Frequency: 836.4 MHz

Medium: Air Medium parameters used: $\sigma = 0$ S/m, $\epsilon_r = 1$; $\rho = 0$ kg/m³

Ambient Temperature : 23.6 °C

DASY5 Configuration

- Probe: AM1DV3 - 3130; ; Calibrated: 2020/11/26
- Sensor-Surface: 0mm (Fix Surface)
- Electronics: DAE4 Sn854; Calibrated: 2020/5/26
- Phantom: HAC Test Arch with AMCC; Type: SD HAC P01 BA;
- Measurement SW: DASY52, Version 52.10 (4); SEMCAD X Version 14.6.14 (7483)


General Scans/y (transversal) 4.2mm 50 x 50/ABM Interpolated SNR(x,y,z) (121x121x1):

Interpolated grid: dx=1.000 mm, dy=1.000 mm

ABM1/ABM2 = 55.37 dB

ABM1 comp = 6.63 dBA/m

Location: 9.6, 17, 3.7 mm



0 dB = 586.6 = 55.37 dB

#06_HAC_T-Coil_LTE Band 2_20M_QPSK_1_0_Ch18900_Axial (Z)

Communication System: LTE; Frequency: 1880 MHz

Medium: Air Medium parameters used: $\sigma = 0$ S/m, $\epsilon_r = 1$; $\rho = 0$ kg/m³

Ambient Temperature : 23.6 °C

DASY5 Configuration

- Probe: AM1DV3 - 3130; ; Calibrated: 2020/11/26
- Sensor-Surface: 0mm (Fix Surface)
- Electronics: DAE4 Sn854; Calibrated: 2020/5/26
- Phantom: HAC Test Arch with AMCC; Type: SD HAC P01 BA;
- Measurement SW: DASY52, Version 52.10 (4); SEMCAD X Version 14.6.14 (7483)


General Scans/z (axial) 4.2mm 50 x 50/ABM Interpolated SNR(x,y,z) (121x121x1):

Interpolated grid: dx=1.000 mm, dy=1.000 mm

ABM1/ABM2 = 51.40 dB

ABM1 comp = 8.53 dBA/m

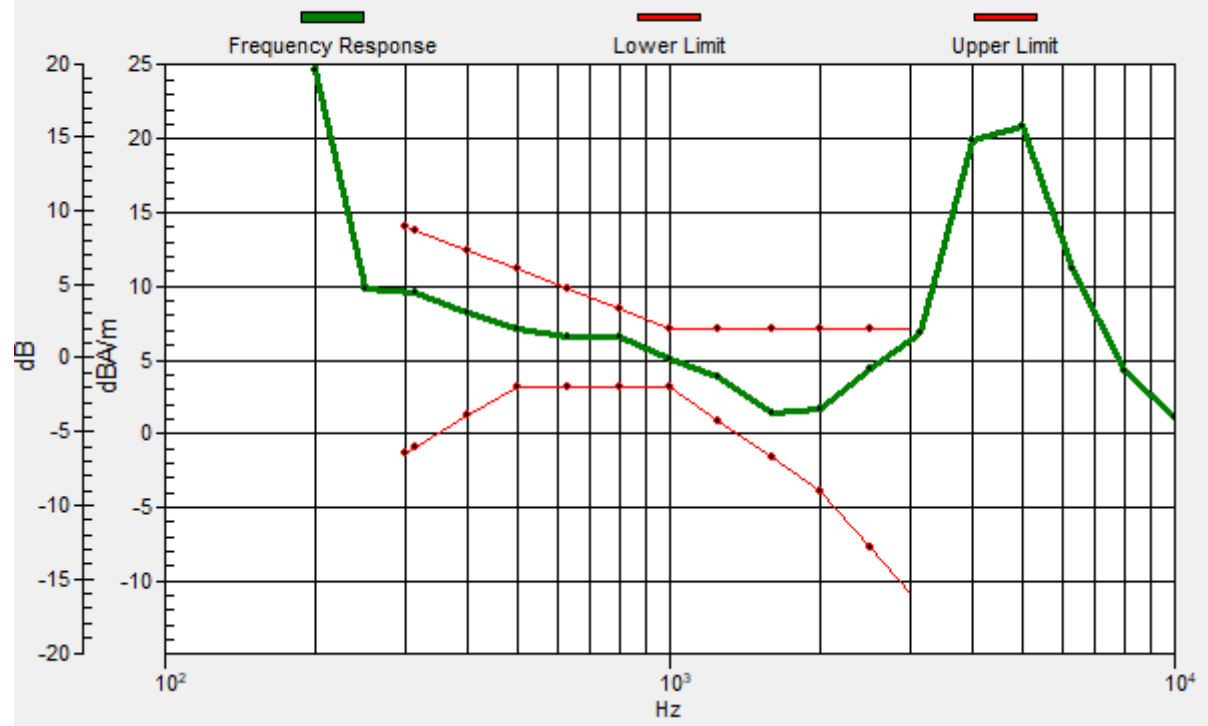
Location: 11, 24, 3.7 mm



0 dB = 371.7 = 51.40 dB

General Scans/z (axial) wideband at best S/N/ABM Freq Resp(x,y,z,f)

Loc: 10.9, 24, 3.7 mm Diff: 0.84dB



#06_HAC_T-Coil_LTE Band 2_20M_QPSK_1_0_Ch18900_Transversal (Y)

Communication System: LTE; Frequency: 1880 MHz

Medium: Air Medium parameters used: $\sigma = 0$ S/m, $\epsilon_r = 1$; $\rho = 0$ kg/m³

Ambient Temperature : 23.6 °C

DASY5 Configuration

- Probe: AM1DV3 - 3130; ; Calibrated: 2020/11/26
- Sensor-Surface: 0mm (Fix Surface)
- Electronics: DAE4 Sn854; Calibrated: 2020/5/26
- Phantom: HAC Test Arch with AMCC; Type: SD HAC P01 BA;
- Measurement SW: DASY52, Version 52.10 (4); SEMCAD X Version 14.6.14 (7483)


General Scans/y (transversal) 4.2mm 50 x 50/ABM Interpolated SNR(x,y,z) (121x121x1):

Interpolated grid: dx=1.000 mm, dy=1.000 mm

ABM1/ABM2 = 43.46 dB

ABM1 comp = -4.75 dBA/m

Location: 10.3, 16.3, 3.7 mm



0 dB = 148.9 = 43.46 dB

#07_HAC_T-Coil_LTE Band 5_10M_QPSK_1_0_Ch20525_Axial (Z)

Communication System: LTE; Frequency: 836.5 MHz

Medium: Air Medium parameters used: $\sigma = 0$ S/m, $\epsilon_r = 1$; $\rho = 0$ kg/m³

Ambient Temperature : 23.6 °C

DASY5 Configuration

- Probe: AM1DV3 - 3130; ; Calibrated: 2020/11/26
- Sensor-Surface: 0mm (Fix Surface)
- Electronics: DAE4 Sn854; Calibrated: 2020/5/26
- Phantom: HAC Test Arch with AMCC; Type: SD HAC P01 BA;
- Measurement SW: DASY52, Version 52.10 (4); SEMCAD X Version 14.6.14 (7483)


General Scans/z (axial) 4.2mm 50 x 50/ABM Interpolated SNR(x,y,z) (121x121x1):

Interpolated grid: dx=1.000 mm, dy=1.000 mm

ABM1/ABM2 = 45.44 dB

ABM1 comp = 1.99 dBA/m

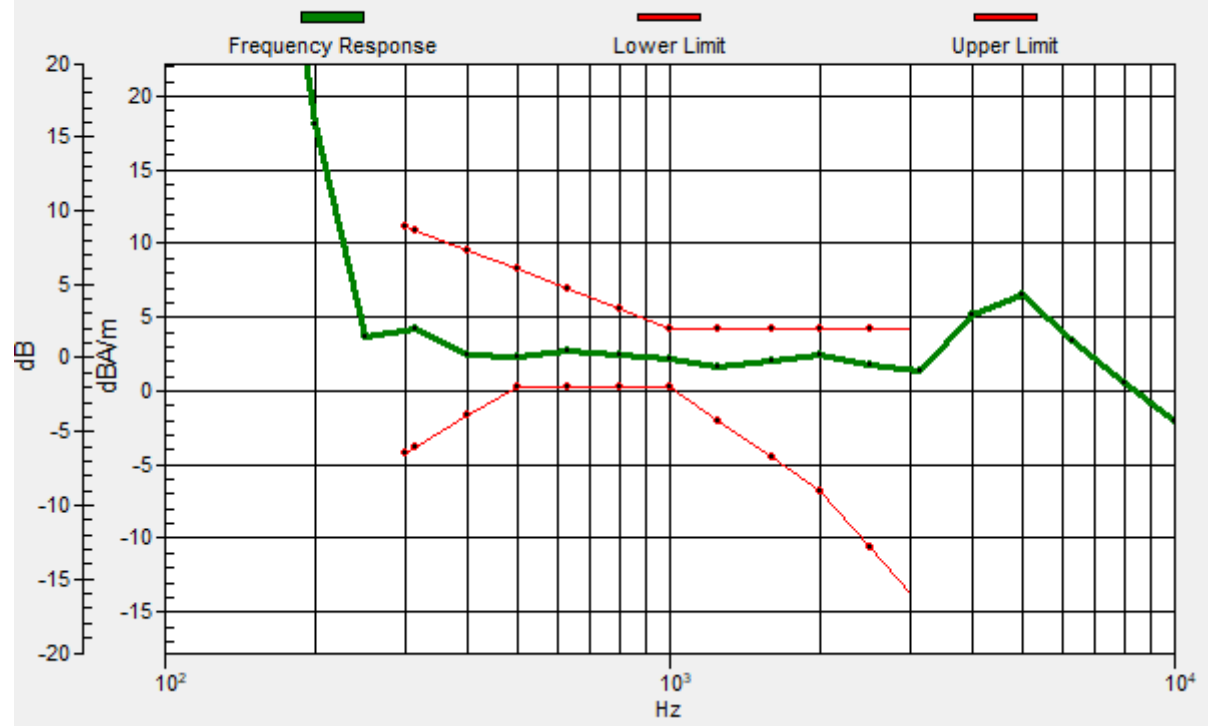
Location: 11, 24, 3.7 mm



0 dB = 187.0 = 45.44 dB

General Scans/z (axial) wideband at best S/N/ABM Freq Resp(x,y,z,f)

Loc: 10.8, 24, 3.7 mm Diff: 1.85dB



#07_HAC_T-Coil_LTE Band 5_10M_QPSK_1_0_Ch20525_Transversal (Y)

Communication System: LTE; Frequency: 836.5 MHz

Medium: Air Medium parameters used: $\sigma = 0$ S/m, $\epsilon_r = 1$; $\rho = 0$ kg/m³

Ambient Temperature : 23.6 °C

DASY5 Configuration

- Probe: AM1DV3 - 3130; ; Calibrated: 2020/11/26
- Sensor-Surface: 0mm (Fix Surface)
- Electronics: DAE4 Sn854; Calibrated: 2020/5/26
- Phantom: HAC Test Arch with AMCC; Type: SD HAC P01 BA;
- Measurement SW: DASY52, Version 52.10 (4); SEMCAD X Version 14.6.14 (7483)


General Scans/y (transversal) 4.2mm 50 x 50/ABM Interpolated SNR(x,y,z) (121x121x1):

Interpolated grid: dx=1.000 mm, dy=1.000 mm

ABM1/ABM2 = 44.23 dB

ABM1 comp = -4.66 dBA/m

Location: 10.3, 16.3, 3.7 mm



#08_HAC_T-Coil_LTE Band 12_10M_QPSK_1_0_Ch23095_Axial (Z)

Communication System: LTE; Frequency: 707.5 MHz

Medium: Air Medium parameters used: $\sigma = 0$ S/m, $\epsilon_r = 1$; $\rho = 0$ kg/m³

Ambient Temperature : 23.6 °C

DASY5 Configuration

- Probe: AM1DV3 - 3130; ; Calibrated: 2020/11/26
- Sensor-Surface: 0mm (Fix Surface)
- Electronics: DAE4 Sn854; Calibrated: 2020/5/26
- Phantom: HAC Test Arch with AMCC; Type: SD HAC P01 BA;
- Measurement SW: DASY52, Version 52.10 (4); SEMCAD X Version 14.6.14 (7483)


General Scans/z (axial) 4.2mm 50 x 50/ABM Interpolated SNR(x,y,z) (121x121x1):

Interpolated grid: dx=1.000 mm, dy=1.000 mm

ABM1/ABM2 = 46.41 dB

ABM1 comp = 2.03 dBA/m

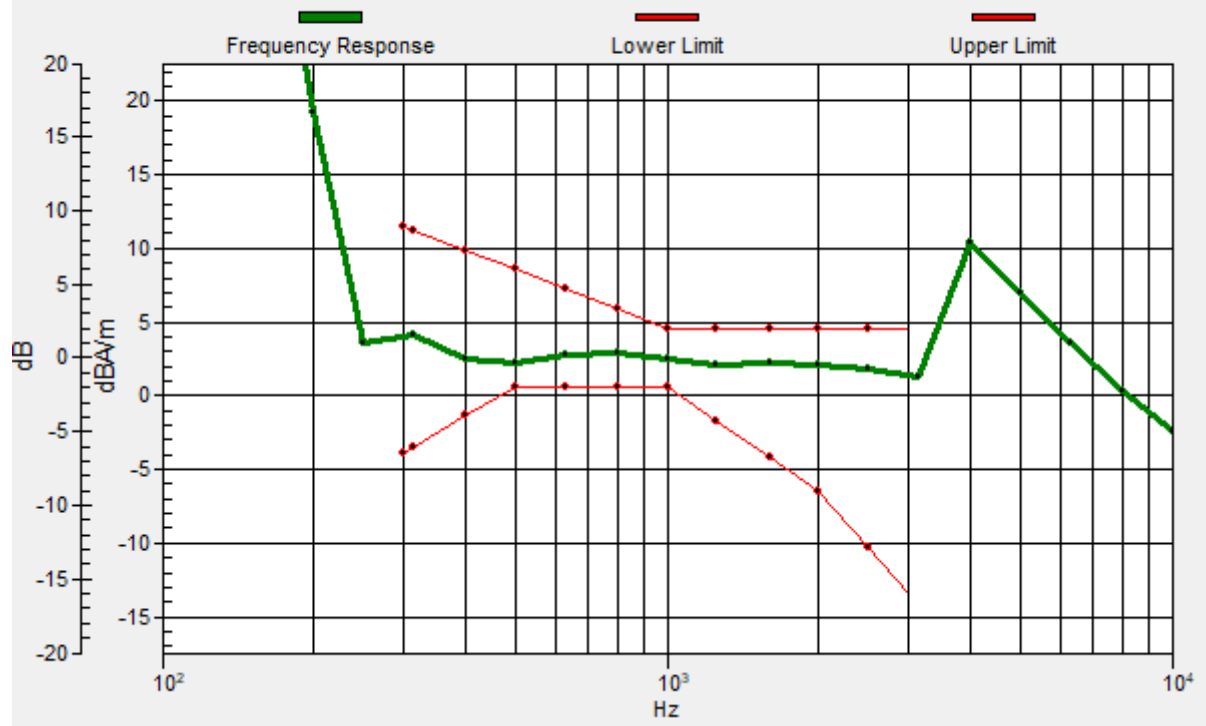
Location: 10.3, 24, 3.7 mm



0 dB = 209.3 = 46.42 dB

General Scans/z (axial) wideband at best S/N/ABM Freq Resp(x,y,z,f)

Loc: 10.3, 24, 3.7 mm Diff: 1.7dB



#08_HAC_T-Coil_LTE Band 12_10M_QPSK_1_0_Ch23095_Transversal (Y)

Communication System: LTE; Frequency: 707.5 MHz

Medium: Air Medium parameters used: $\sigma = 0$ S/m, $\epsilon_r = 1$; $\rho = 0$ kg/m³

Ambient Temperature : 23.6 °C

DASY5 Configuration

- Probe: AM1DV3 - 3130; ; Calibrated: 2020/11/26
- Sensor-Surface: 0mm (Fix Surface)
- Electronics: DAE4 Sn854; Calibrated: 2020/5/26
- Phantom: HAC Test Arch with AMCC; Type: SD HAC P01 BA;
- Measurement SW: DASY52, Version 52.10 (4); SEMCAD X Version 14.6.14 (7483)


General Scans/y (transversal) 4.2mm 50 x 50/ABM Interpolated SNR(x,y,z) (121x121x1):

Interpolated grid: dx=1.000 mm, dy=1.000 mm

ABM1/ABM2 = 44.17 dB

ABM1 comp = -4.66 dBA/m

Location: 10.3, 16.3, 3.7 mm



0 dB = 161.6 = 44.17 dB

#09_HAC_T-Coil_LTE Band 41_20M_QPSK_1_0_Ch40620_Axial (Z)

Communication System: LTE TDD; Frequency: 2593 MHz

Medium: Air Medium parameters used: $\sigma = 0$ S/m, $\epsilon_r = 1$; $\rho = 0$ kg/m³

Ambient Temperature : 23.6 °C

DASY5 Configuration

- Probe: AM1DV3 - 3130; ; Calibrated: 2020/11/26
- Sensor-Surface: 0mm (Fix Surface)
- Electronics: DAE4 Sn854; Calibrated: 2020/5/26
- Phantom: HAC Test Arch with AMCC; Type: SD HAC P01 BA;
- Measurement SW: DASY52, Version 52.10 (4); SEMCAD X Version 14.6.14 (7483)


General Scans/z (axial) 4.2mm 50 x 50/ABM Interpolated SNR(x,y,z) (121x121x1):

Interpolated grid: dx=1.000 mm, dy=1.000 mm

ABM1/ABM2 = 37.73 dB

ABM1 comp = -0.09 dBA/m

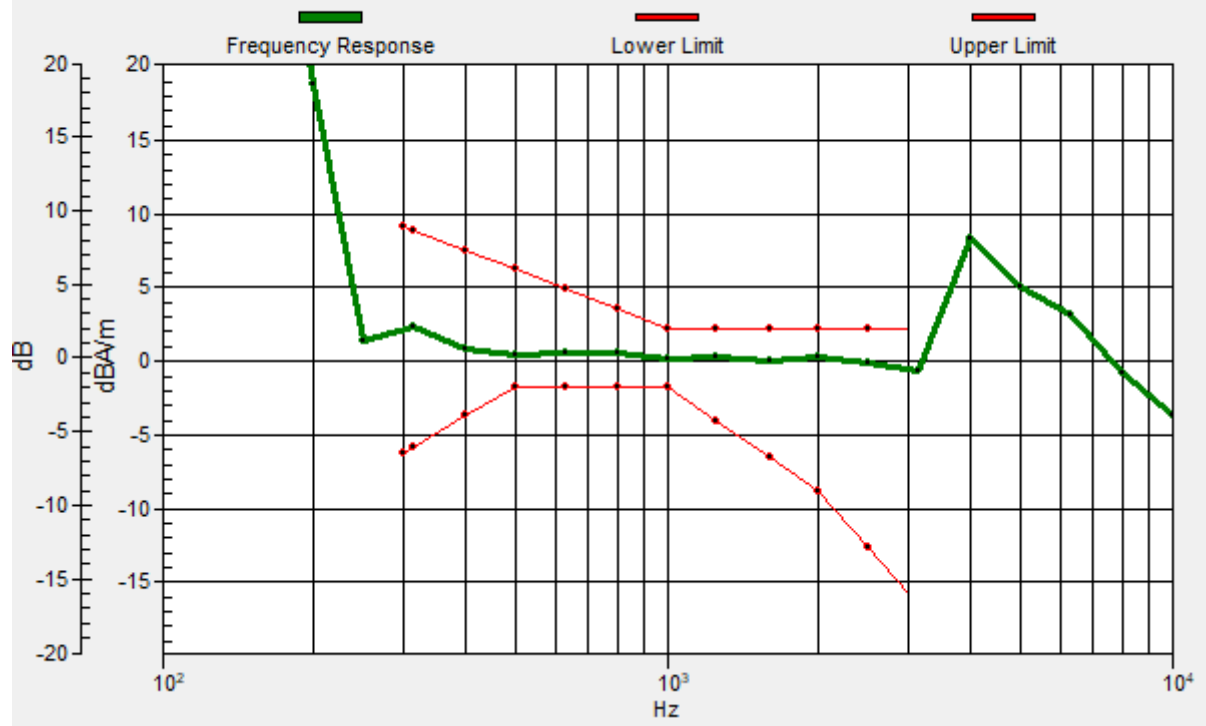
Location: 8.9, 24, 3.7 mm



0 dB = 77.00 = 37.73 dB

General Scans/z (axial) wideband at best S/N/ABM Freq Resp(x,y,z,f)

Loc: 9.2, 24, 3.7 mm Diff: 1.88dB



#09_HAC_T-Coil_LTE Band 41_20M_QPSK_1_0_Ch40620_Transversal (Y)

Communication System: LTE TDD; Frequency: 2593 MHz

Medium: Air Medium parameters used: $\sigma = 0$ S/m, $\epsilon_r = 1$; $\rho = 0$ kg/m³

Ambient Temperature : 23.6 °C

DASY5 Configuration

- Probe: AM1DV3 - 3130; ; Calibrated: 2020/11/26
- Sensor-Surface: 0mm (Fix Surface)
- Electronics: DAE4 Sn854; Calibrated: 2020/5/26
- Phantom: HAC Test Arch with AMCC; Type: SD HAC P01 BA;
- Measurement SW: DASY52, Version 52.10 (4); SEMCAD X Version 14.6.14 (7483)


General Scans/y (transversal) 4.2mm 50 x 50/ABM Interpolated SNR(x,y,z) (121x121x1):

Interpolated grid: dx=1.000 mm, dy=1.000 mm

ABM1/ABM2 = 33.72 dB

ABM1 comp = -7.61 dBA/m

Location: 5.4, 15.6, 3.7 mm



0 dB = 48.51 = 33.72 dB

#10_HAC_T-Coil_LTE Band 66_20M_QPSK_1_0_Ch132322_Axial (Z)

Communication System: LTE; Frequency: 1745 MHz

Medium: Air Medium parameters used: $\sigma = 0$ S/m, $\epsilon_r = 1$; $\rho = 0$ kg/m³

Ambient Temperature : 23.6 °C

DASY5 Configuration

- Probe: AM1DV3 - 3130; ; Calibrated: 2020/11/26
- Sensor-Surface: 0mm (Fix Surface)
- Electronics: DAE4 Sn854; Calibrated: 2020/5/26
- Phantom: HAC Test Arch with AMCC; Type: SD HAC P01 BA;
- Measurement SW: DASY52, Version 52.10 (4); SEMCAD X Version 14.6.14 (7483)


General Scans/z (axial) 4.2mm 50 x 50/ABM Interpolated SNR(x,y,z) (121x121x1):

Interpolated grid: dx=1.000 mm, dy=1.000 mm

ABM1/ABM2 = 46.62 dB

ABM1 comp = 2.09 dBA/m

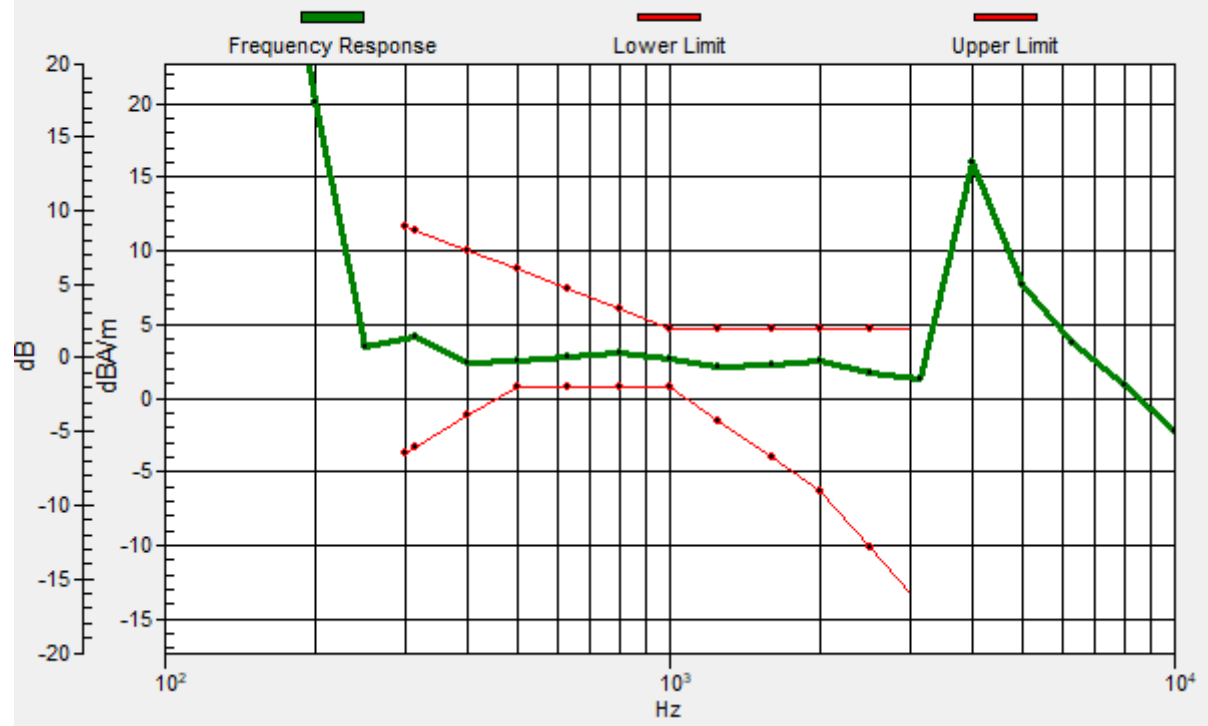
Location: 10.3, 24, 3.7 mm



0 dB = 214.3 = 46.62 dB

General Scans/z (axial) wideband at best S/N/ABM Freq Resp(x,y,z,f)

Loc: 10.3, 24, 3.7 mm Diff: 1.82dB



#10_HAC_T-Coil_LTE Band 66_20M_QPSK_1_0_Ch132322_Transversal (Y)

Communication System: LTE; Frequency: 1745 MHz

Medium: Air Medium parameters used: $\sigma = 0$ S/m, $\epsilon_r = 1$; $\rho = 0$ kg/m³

Ambient Temperature : 23.6 °C

DASY5 Configuration

- Probe: AM1DV3 - 3130; ; Calibrated: 2020/11/26
- Sensor-Surface: 0mm (Fix Surface)
- Electronics: DAE4 Sn854; Calibrated: 2020/5/26
- Phantom: HAC Test Arch with AMCC; Type: SD HAC P01 BA;
- Measurement SW: DASY52, Version 52.10 (4); SEMCAD X Version 14.6.14 (7483)


General Scans/y (transversal) 4.2mm 50 x 50/ABM Interpolated SNR(x,y,z) (121x121x1):

Interpolated grid: dx=1.000 mm, dy=1.000 mm

ABM1/ABM2 = 44.60 dB

ABM1 comp = -4.73 dBA/m

Location: 10.3, 16.3, 3.7 mm



#11_HAC_T-Coil_WLAN2.4GHz_802.11b 1Mbps_Ch6_Axial (Z)

Communication System: 802.11b; Frequency: 2437 MHz

Medium: Air Medium parameters used: $\sigma = 0$ S/m, $\epsilon_r = 1$; $\rho = 0$ kg/m³

Ambient Temperature : 23.6 °C

DASY5 Configuration

- Probe: AM1DV3 - 3130; ; Calibrated: 2020/11/26
- Sensor-Surface: 0mm (Fix Surface)
- Electronics: DAE4 Sn854; Calibrated: 2020/5/26
- Phantom: HAC Test Arch with AMCC; Type: SD HAC P01 BA;
- Measurement SW: DASY52, Version 52.10 (4); SEMCAD X Version 14.6.14 (7483)


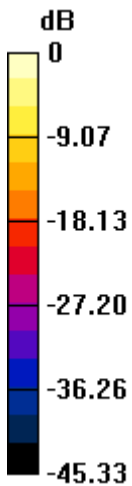
General Scans/z (axial) 4.2mm 50 x 50/ABM Interpolated SNR(x,y,z) (121x121x1):

Interpolated grid: dx=1.000 mm, dy=1.000 mm

ABM1/ABM2 = 43.69 dB

ABM1 comp = 3.30 dBA/m

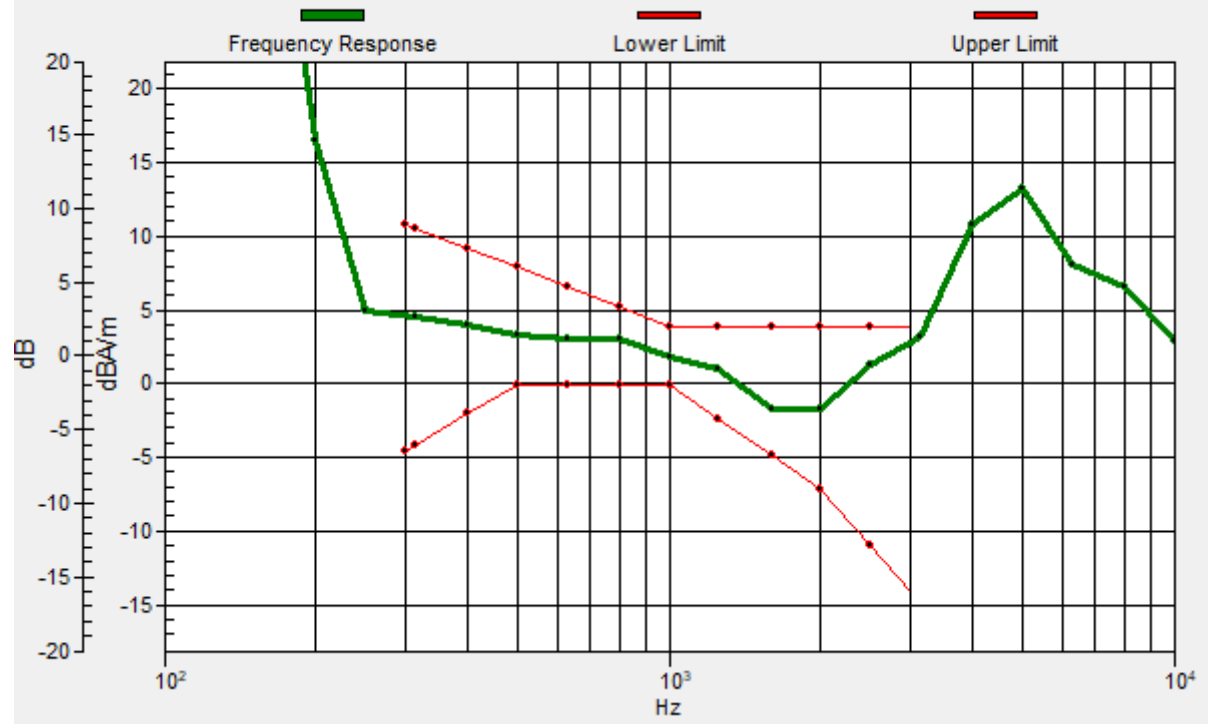
Location: 6.8, 24, 3.7 mm



0 dB = 153.0 = 43.69 dB

General Scans/z (axial) wideband at best S/N/ABM Freq Resp(x,y,z,f)

Loc: 6.9, 24, 3.7 mm Diff: 1.17dB



#11_HAC_T-Coil_WLAN2.4GHz_802.11b 1Mbps_Ch6_Transversal (Y)

Communication System: 802.11b; Frequency: 2437 MHz

Medium: Air Medium parameters used: $\sigma = 0$ S/m, $\epsilon_r = 1$; $\rho = 0$ kg/m³

Ambient Temperature : 23.6 °C

DASY5 Configuration

- Probe: AM1DV3 - 3130; ; Calibrated: 2020/11/26
- Sensor-Surface: 0mm (Fix Surface)
- Electronics: DAE4 Sn854; Calibrated: 2020/5/26
- Phantom: HAC Test Arch with AMCC; Type: SD HAC P01 BA;
- Measurement SW: DASY52, Version 52.10 (4); SEMCAD X Version 14.6.14 (7483)


General Scans/y (transversal) 4.2mm 50 x 50/ABM Interpolated SNR(x,y,z) (121x121x1):

Interpolated grid: dx=1.000 mm, dy=1.000 mm

ABM1/ABM2 = 40.16 dB

ABM1 comp = -3.89 dBA/m

Location: 4, 17, 3.7 mm



0 dB = 101.8 = 40.15 dB

#12_HAC_T-Coil_WLAN5GHz_802.11a 6Mbps_Ch40_Axial (Z)

Communication System: 802.11a; Frequency: 5200 MHz

Medium: Air Medium parameters used: $\sigma = 0$ S/m, $\epsilon_r = 1$; $\rho = 0$ kg/m³

Ambient Temperature : 23.6 °C

DASY5 Configuration

- Probe: AM1DV3 - 3130; ; Calibrated: 2020/11/26
- Sensor-Surface: 0mm (Fix Surface)
- Electronics: DAE4 Sn854; Calibrated: 2020/5/26
- Phantom: HAC Test Arch with AMCC; Type: SD HAC P01 BA;
- Measurement SW: DASY52, Version 52.10 (4); SEMCAD X Version 14.6.14 (7483)


General Scans/z (axial) 4.2mm 50 x 50/ABM Interpolated SNR(x,y,z) (121x121x1):

Interpolated grid: dx=1.000 mm, dy=1.000 mm

ABM1/ABM2 = 42.70 dB

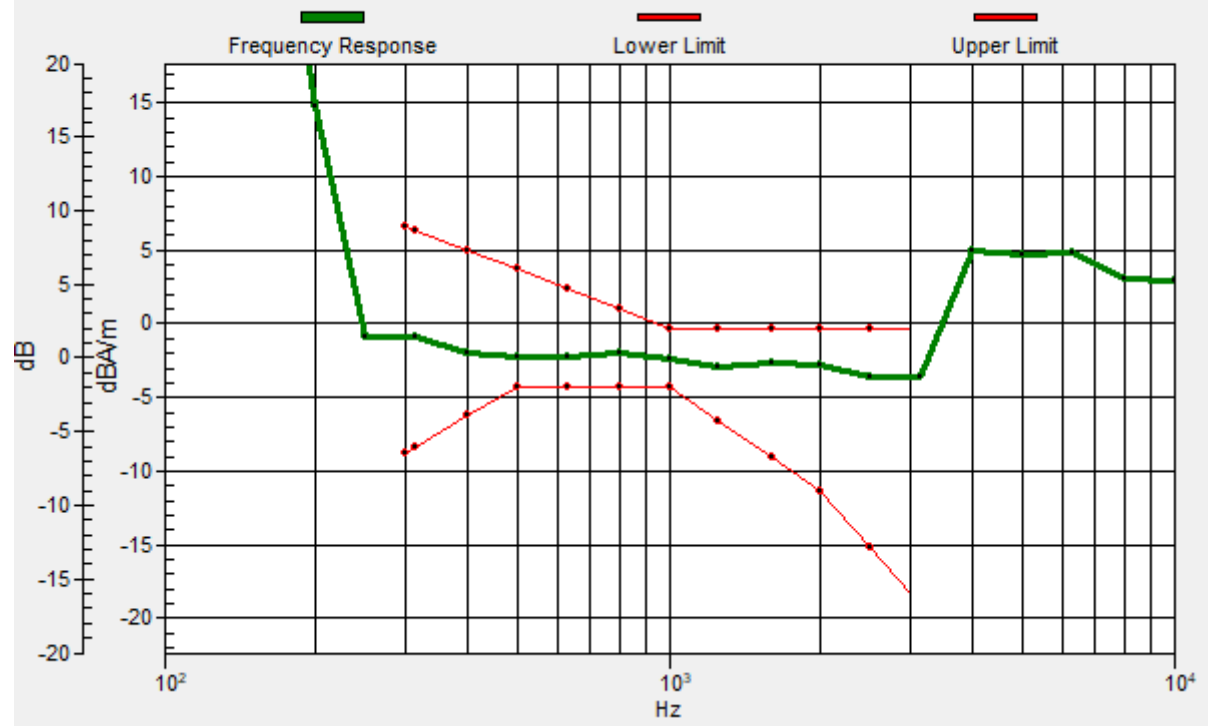
ABM1 comp = -3.19 dBA/m

Location: 4.7, 24, 3.7 mm



General Scans/z (axial) wideband at best S/N/ABM Freq Resp(x,y,z,f)

Loc: 4.9, 24, 3.7 mm Diff: 2dB



#12_HAC_T-Coil_WLAN5GHz_802.11a 6Mbps_Ch40_Transversal (Y)

Communication System: 802.11a; Frequency: 5200 MHz

Medium: Air Medium parameters used: $\sigma = 0$ S/m, $\epsilon_r = 1$; $\rho = 0$ kg/m³

Ambient Temperature : 23.6 °C

DASY5 Configuration

- Probe: AM1DV3 - 3130; ; Calibrated: 2020/11/26
- Sensor-Surface: 0mm (Fix Surface)
- Electronics: DAE4 Sn854; Calibrated: 2020/5/26
- Phantom: HAC Test Arch with AMCC; Type: SD HAC P01 BA;
- Measurement SW: DASY52, Version 52.10 (4); SEMCAD X Version 14.6.14 (7483)


General Scans/y (transversal) 4.2mm 50 x 50/ABM Interpolated SNR(x,y,z) (121x121x1):

Interpolated grid: dx=1.000 mm, dy=1.000 mm

ABM1/ABM2 = 37.81 dB

ABM1 comp = -8.07 dBA/m

Location: 4, 17, 3.7 mm



0 dB = 77.73 = 37.81 dB

#13_HAC_T-Coil_WLAN5GHz_802.11a_6Mbps_Ch60_Axial (Z)

Communication System: 802.11a; Frequency: 5300 MHz

Medium: Air Medium parameters used: $\sigma = 0$ S/m, $\epsilon_r = 1$; $\rho = 0$ kg/m³

Ambient Temperature : 23.6 °C

DASY5 Configuration

- Probe: AM1DV3 - 3130; ; Calibrated: 2020/11/26
- Sensor-Surface: 0mm (Fix Surface)
- Electronics: DAE4 Sn854; Calibrated: 2020/5/26
- Phantom: HAC Test Arch with AMCC; Type: SD HAC P01 BA;
- Measurement SW: DASY52, Version 52.10 (4); SEMCAD X Version 14.6.14 (7483)


General Scans/z (axial) 4.2mm 50 x 50/ABM Interpolated SNR(x,y,z) (121x121x1):

Interpolated grid: dx=1.000 mm, dy=1.000 mm

ABM1/ABM2 = 43.11 dB

ABM1 comp = -3.19 dBA/m

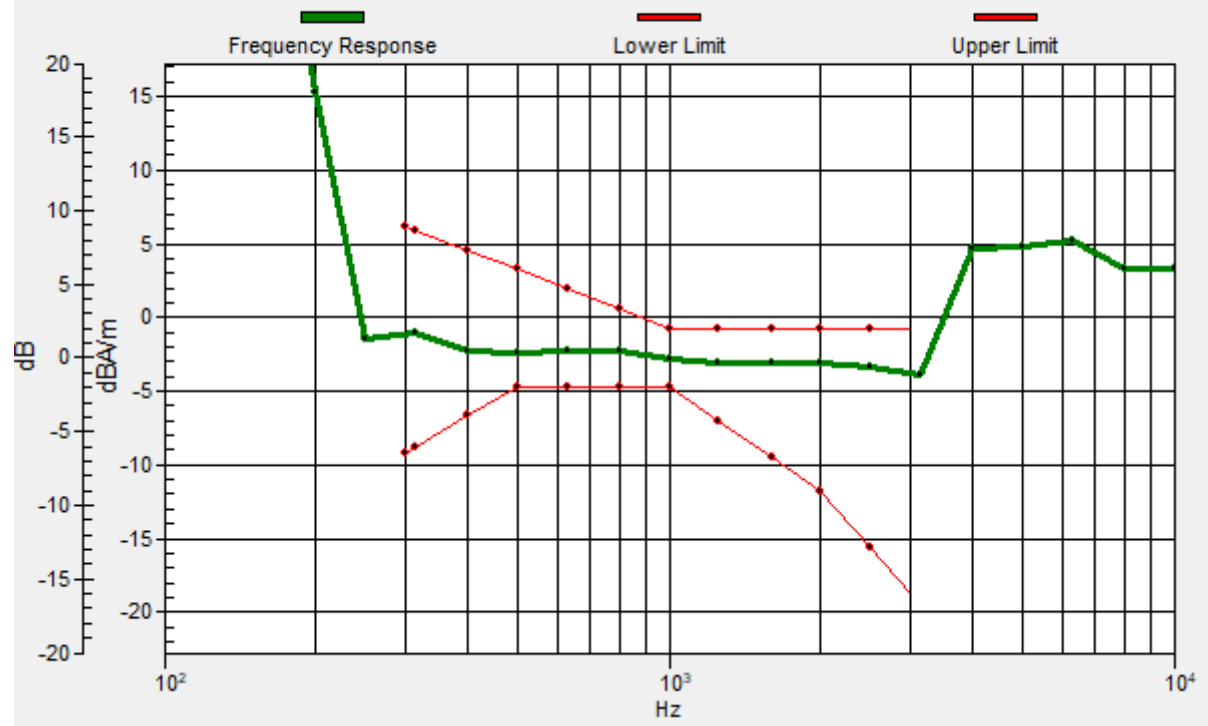
Location: 4.7, 24, 3.7 mm



0 dB = 143.0 = 43.11 dB

General Scans/z (axial) wideband at best S/N/ABM Freq Resp(x,y,z,f)

Loc: 4.8, 24, 3.7 mm Diff: 2dB



#13_HAC_T-Coil_WLAN5GHz_802.11a_6Mbps_Ch60_Transversal (Y)

Communication System: 802.11a; Frequency: 5300 MHz

Medium: Air Medium parameters used: $\sigma = 0$ S/m, $\epsilon_r = 1$; $\rho = 0$ kg/m³

Ambient Temperature : 23.6 °C

DASY5 Configuration

- Probe: AM1DV3 - 3130; ; Calibrated: 2020/11/26
- Sensor-Surface: 0mm (Fix Surface)
- Electronics: DAE4 Sn854; Calibrated: 2020/5/26
- Phantom: HAC Test Arch with AMCC; Type: SD HAC P01 BA;
- Measurement SW: DASY52, Version 52.10 (4); SEMCAD X Version 14.6.14 (7483)


General Scans/y (transversal) 4.2mm 50 x 50/ABM Interpolated SNR(x,y,z) (121x121x1):

Interpolated grid: dx=1.000 mm, dy=1.000 mm

ABM1/ABM2 = 34.89 dB

ABM1 comp = -7.70 dBA/m

Location: 4.7, 16.3, 3.7 mm



0 dB = 55.54 = 34.89 dB

#14_HAC_T-Coil_WLAN5GHz_802.11a_6Mbps_Ch124_Axial (Z)

Communication System: 802.11a; Frequency: 5620 MHz

Medium: Air Medium parameters used: $\sigma = 0$ S/m, $\epsilon_r = 1$; $\rho = 0$ kg/m³

Ambient Temperature : 23.6 °C

DASY5 Configuration

- Probe: AM1DV3 - 3130; ; Calibrated: 2020/11/26
- Sensor-Surface: 0mm (Fix Surface)
- Electronics: DAE4 Sn854; Calibrated: 2020/5/26
- Phantom: HAC Test Arch with AMCC; Type: SD HAC P01 BA;
- Measurement SW: DASY52, Version 52.10 (4); SEMCAD X Version 14.6.14 (7483)


General Scans/z (axial) 4.2mm 50 x 50/ABM Interpolated SNR(x,y,z) (121x121x1):

Interpolated grid: dx=1.000 mm, dy=1.000 mm

ABM1/ABM2 = 39.33 dB

ABM1 comp = -1.72 dBA/m

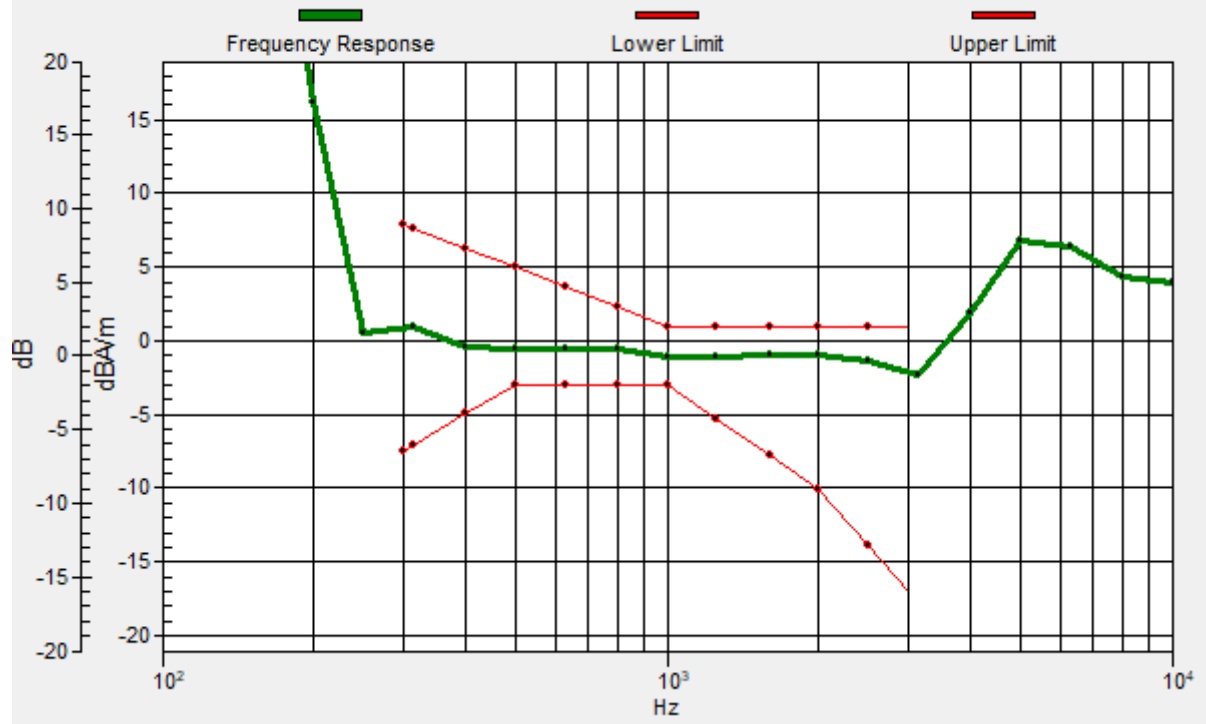
Location: 6.1, 24, 3.7 mm



0 dB = 92.60 = 39.33 dB

General Scans/z (axial) wideband at best S/N/ABM Freq Resp(x,y,z,f)

Loc: 6.4, 24, 3.7 mm Diff: 1.97dB



#14_HAC_T-Coil_WLAN5GHz_802.11a 6Mbps_Ch124_Transversal (Y)

Communication System: 802.11a; Frequency: 5620 MHz

Medium: Air Medium parameters used: $\sigma = 0$ S/m, $\epsilon_r = 1$; $\rho = 0$ kg/m³

Ambient Temperature : 23.6 °C

DASY5 Configuration

- Probe: AM1DV3 - 3130; ; Calibrated: 2020/11/26
- Sensor-Surface: 0mm (Fix Surface)
- Electronics: DAE4 Sn854; Calibrated: 2020/5/26
- Phantom: HAC Test Arch with AMCC; Type: SD HAC P01 BA;
- Measurement SW: DASY52, Version 52.10 (4); SEMCAD X Version 14.6.14 (7483)


General Scans/y (transversal) 4.2mm 50 x 50/ABM Interpolated SNR(x,y,z) (121x121x1):

Interpolated grid: dx=1.000 mm, dy=1.000 mm

ABM1/ABM2 = 36.70 dB

ABM1 comp = -7.76 dBA/m

Location: 4.7, 17, 3.7 mm



0 dB = 68.36 = 36.70 dB

#15_HAC_T-Coil_WLAN5GHz_802.11a_6Mbps_Ch157_Axial (Z)

Communication System: 802.11a; Frequency: 5785 MHz

Medium: Air Medium parameters used: $\sigma = 0$ S/m, $\epsilon_r = 1$; $\rho = 0$ kg/m³

Ambient Temperature : 23.6 °C

DASY5 Configuration

- Probe: AM1DV3 - 3130; ; Calibrated: 2020/11/26
- Sensor-Surface: 0mm (Fix Surface)
- Electronics: DAE4 Sn854; Calibrated: 2020/5/26
- Phantom: HAC Test Arch with AMCC; Type: SD HAC P01 BA;
- Measurement SW: DASY52, Version 52.10 (4); SEMCAD X Version 14.6.14 (7483)


General Scans/z (axial) 4.2mm 50 x 50/ABM Interpolated SNR(x,y,z) (121x121x1):

Interpolated grid: dx=1.000 mm, dy=1.000 mm

ABM1/ABM2 = 39.88 dB

ABM1 comp = -2.41 dBA/m

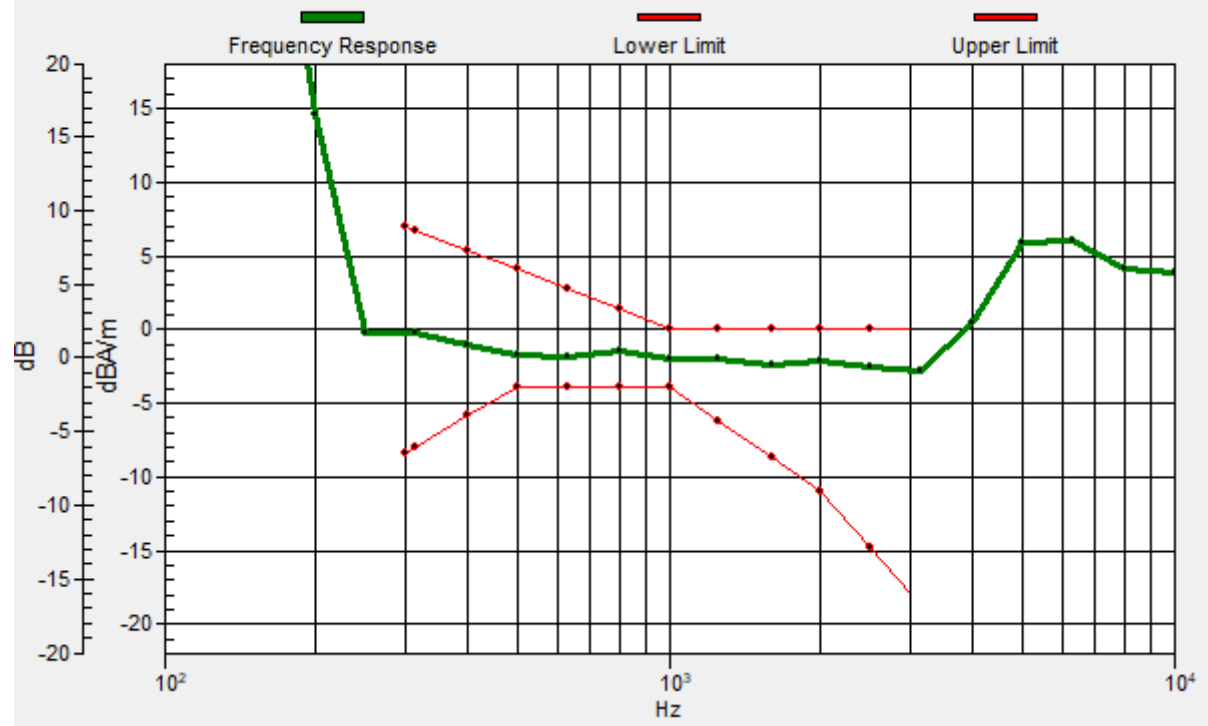
Location: 5.4, 24, 3.7 mm



0 dB = 98.60 = 39.88 dB

General Scans/z (axial) wideband at best S/N/ABM Freq Resp(x,y,z,f)

Loc: 5.5, 24, 3.7 mm Diff: 2dB



#15_HAC_T-Coil_WLAN5GHz_802.11a_6Mbps_Ch157_Transversal (Y)

Communication System: 802.11a; Frequency: 5785 MHz

Medium: Air Medium parameters used: $\sigma = 0$ S/m, $\epsilon_r = 1$; $\rho = 0$ kg/m³

Ambient Temperature : 23.6 °C

DASY5 Configuration

- Probe: AM1DV3 - 3130; ; Calibrated: 2020/11/26
- Sensor-Surface: 0mm (Fix Surface)
- Electronics: DAE4 Sn854; Calibrated: 2020/5/26
- Phantom: HAC Test Arch with AMCC; Type: SD HAC P01 BA;
- Measurement SW: DASY52, Version 52.10 (4); SEMCAD X Version 14.6.14 (7483)


General Scans/y (transversal) 4.2mm 50 x 50/ABM Interpolated SNR(x,y,z) (121x121x1):

Interpolated grid: dx=1.000 mm, dy=1.000 mm

ABM1/ABM2 = 36.60 dB

ABM1 comp = -8.00 dBA/m

Location: 4, 17, 3.7 mm



0 dB = 67.59 = 36.60 dB

#16_HAC_T-Coil_GSM850_EDGE 2 Tx slots_Ch189_Axial (Z)

Communication System: GSM850; Frequency: 836.4 MHz

Medium: Air Medium parameters used: $\sigma = 0$ S/m, $\epsilon_r = 1$; $\rho = 0$ kg/m³

Ambient Temperature : 23.6 °C

DASY5 Configuration

- Probe: AM1DV3 - 3130; ; Calibrated: 2020/11/26
- Sensor-Surface: 0mm (Fix Surface)
- Electronics: DAE4 Sn854; Calibrated: 2020/5/26
- Phantom: HAC Test Arch with AMCC; Type: SD HAC P01 BA;
- Measurement SW: DASY52, Version 52.10 (4); SEMCAD X Version 14.6.14 (7483)


General Scans/z (axial) 4.2mm 50 x 50/ABM Interpolated SNR(x,y,z) (121x121x1):

Interpolated grid: dx=1.000 mm, dy=1.000 mm

ABM1/ABM2 = 41.60 dB

ABM1 comp = 13.48 dBA/m

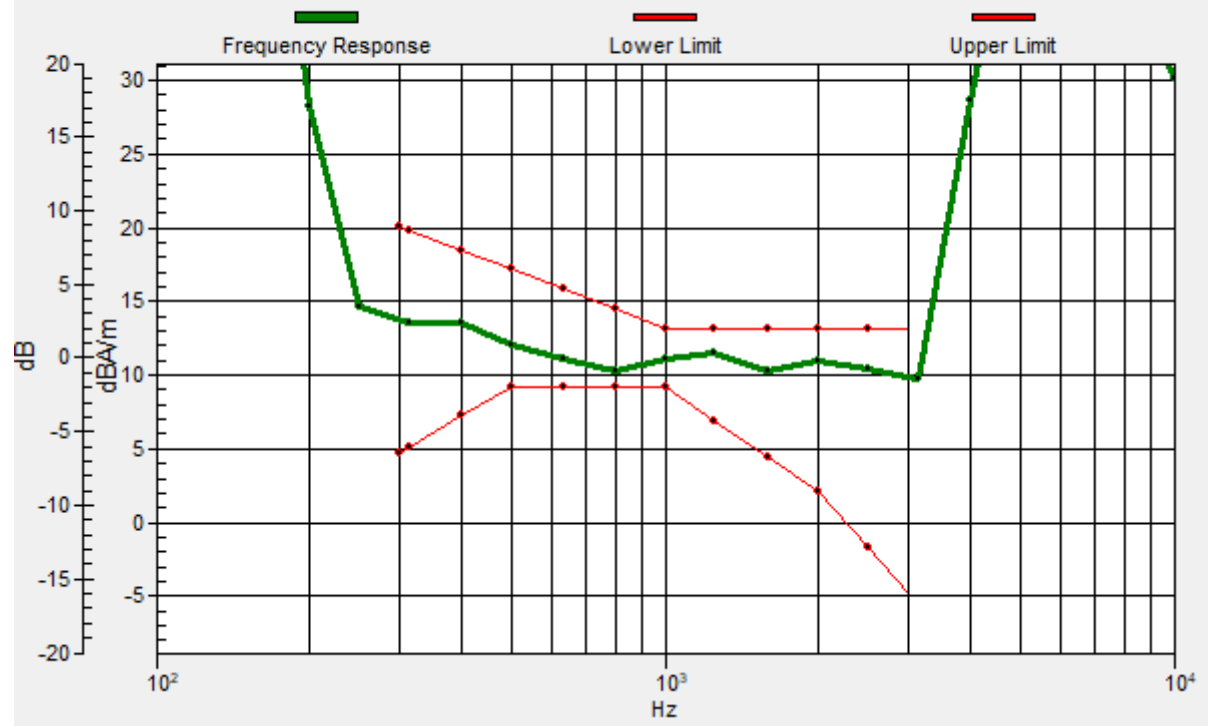
Location: 10.3, 24, 3.7 mm



0 dB = 120.3 = 41.61 dB

General Scans/z (axial) wideband at best S/N/ABM Freq Resp(x,y,z,f)

Loc: 10.1, 24, 3.7 mm Diff: 1.09dB



#16_HAC_T-Coil_GSM850_EDGE 2 Tx slots_Ch189_Transversal (Y)

Communication System: GSM850; Frequency: 836.4 MHz

Medium: Air Medium parameters used: $\sigma = 0$ S/m, $\epsilon_r = 1$; $\rho = 0$ kg/m³

Ambient Temperature : 23.6 °C

DASY5 Configuration

- Probe: AM1DV3 - 3130; ; Calibrated: 2020/11/26
- Sensor-Surface: 0mm (Fix Surface)
- Electronics: DAE4 Sn854; Calibrated: 2020/5/26
- Phantom: HAC Test Arch with AMCC; Type: SD HAC P01 BA;
- Measurement SW: DASY52, Version 52.10 (4); SEMCAD X Version 14.6.14 (7483)


General Scans/y (transversal) 4.2mm 50 x 50/ABM Interpolated SNR(x,y,z) (121x121x1):

Interpolated grid: dx=1.000 mm, dy=1.000 mm

ABM1/ABM2 = 43.13 dB

ABM1 comp = 3.98 dBA/m

Location: 4.7, 16.3, 3.7 mm



0 dB = 143.4 = 43.13 dB

#17_HAC_T-Coil_GSM1900_EDGE 2 Tx slots_Ch661_Axial (Z)

Communication System: PCS; Frequency: 1880 MHz

Medium: Air Medium parameters used: $\sigma = 0$ S/m, $\epsilon_r = 1$; $\rho = 0$ kg/m³

Ambient Temperature : 23.6 °C

DASY5 Configuration

- Probe: AM1DV3 - 3130; ; Calibrated: 2020/11/26
- Sensor-Surface: 0mm (Fix Surface)
- Electronics: DAE4 Sn854; Calibrated: 2020/5/26
- Phantom: HAC Test Arch with AMCC; Type: SD HAC P01 BA;
- Measurement SW: DASY52, Version 52.10 (4); SEMCAD X Version 14.6.14 (7483)


General Scans/z (axial) 4.2mm 50 x 50/ABM Interpolated SNR(x,y,z) (121x121x1):

Interpolated grid: dx=1.000 mm, dy=1.000 mm

ABM1/ABM2 = 45.41 dB

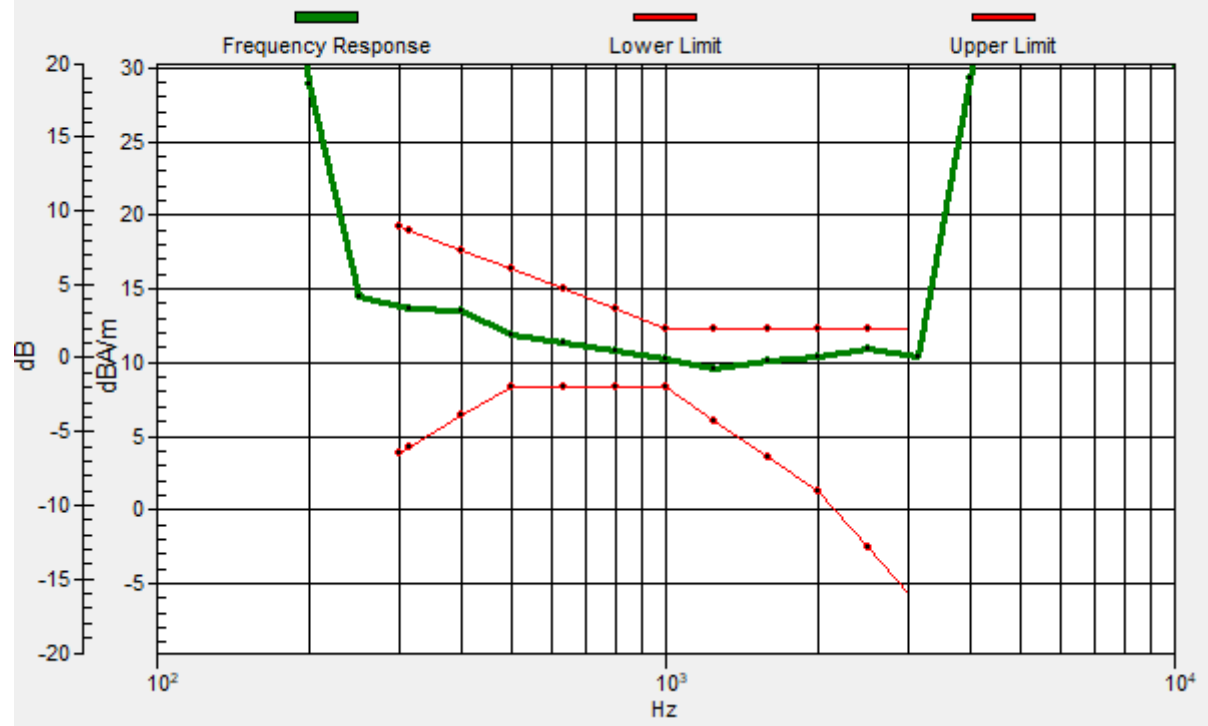
ABM1 comp = 12.77 dBA/m

Location: 10.3, 24, 3.7 mm



General Scans/z (axial) wideband at best S/N/ABM Freq Resp(x,y,z,f)

Loc: 10, 24, 3.7 mm Diff: 1.36dB



#17_HAC_T-Coil_GSM1900_EDGE 2 Tx slots_Ch661_Transversal (Y)

Communication System: PCS; Frequency: 1880 MHz

Medium: Air Medium parameters used: $\sigma = 0$ S/m, $\epsilon_r = 1$; $\rho = 0$ kg/m³

Ambient Temperature : 23.6 °C

DASY5 Configuration

- Probe: AM1DV3 - 3130; ; Calibrated: 2020/11/26
- Sensor-Surface: 0mm (Fix Surface)
- Electronics: DAE4 Sn854; Calibrated: 2020/5/26
- Phantom: HAC Test Arch with AMCC; Type: SD HAC P01 BA;
- Measurement SW: DASY52, Version 52.10 (4); SEMCAD X Version 14.6.14 (7483)


General Scans/y (transversal) 4.2mm 50 x 50/ABM Interpolated SNR(x,y,z) (121x121x1):

Interpolated grid: dx=1.000 mm, dy=1.000 mm

ABM1/ABM2 = 46.85 dB

ABM1 comp = 4.63 dBA/m

Location: 5.4, 16.3, 3.7 mm



0 dB = 220.1 = 46.85 dB

#18_HAC_T-Coil_WCDMA II_HSPA_Ch9400_Axial (Z)

Communication System: WCDMA; Frequency: 1880 MHz

Medium: Air Medium parameters used: $\sigma = 0$ S/m, $\epsilon_r = 1$; $\rho = 0$ kg/m³

Ambient Temperature : 23.6 °C

DASY5 Configuration

- Probe: AM1DV3 - 3130; ; Calibrated: 2020/11/26
- Sensor-Surface: 0mm (Fix Surface)
- Electronics: DAE4 Sn854; Calibrated: 2020/5/26
- Phantom: HAC Test Arch with AMCC; Type: SD HAC P01 BA;
- Measurement SW: DASY52, Version 52.10 (4); SEMCAD X Version 14.6.14 (7483)


General Scans/z (axial) 4.2mm 50 x 50/ABM Interpolated SNR(x,y,z) (121x121x1):

Interpolated grid: dx=1.000 mm, dy=1.000 mm

ABM1/ABM2 = 58.34 dB

ABM1 comp = 13.41 dBA/m

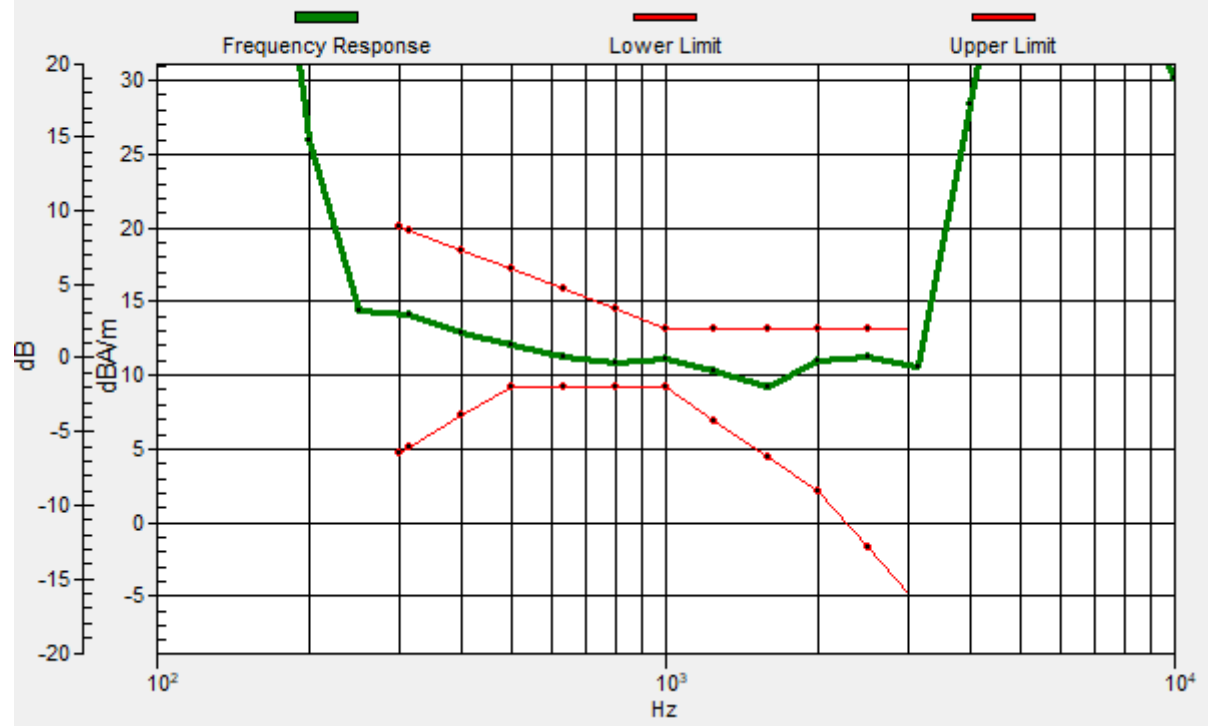
Location: 10.3, 24, 3.7 mm



0 dB = 825.7 = 58.34 dB

General Scans/z (axial) wideband at best S/N/ABM Freq Resp(x,y,z,f)

Loc: 10.2, 24, 3.7 mm Diff: 1.68dB



#18_HAC_T-Coil_WCDMA II_HSPA_Ch9400_Transversal (Y)

Communication System: WCDMA; Frequency: 1880 MHz

Medium: Air Medium parameters used: $\sigma = 0$ S/m, $\epsilon_r = 1$; $\rho = 0$ kg/m³

Ambient Temperature : 23.6 °C

DASY5 Configuration

- Probe: AM1DV3 - 3130; ; Calibrated: 2020/11/26
- Sensor-Surface: 0mm (Fix Surface)
- Electronics: DAE4 Sn854; Calibrated: 2020/5/26
- Phantom: HAC Test Arch with AMCC; Type: SD HAC P01 BA;
- Measurement SW: DASY52, Version 52.10 (4); SEMCAD X Version 14.6.14 (7483)


General Scans/y (transversal) 4.2mm 50 x 50/ABM Interpolated SNR(x,y,z) (121x121x1):

Interpolated grid: dx=1.000 mm, dy=1.000 mm

ABM1/ABM2 = 54.73 dB

ABM1 comp = 6.14 dBA/m

Location: 9.6, 16.3, 3.7 mm



0 dB = 545.1 = 54.73 dB

#19_HAC_T-Coil_WCDMA IV_HSPA_Ch1413_Axial (Z)

Communication System: WCDMA; Frequency: 1732.6 MHz

Medium: Air Medium parameters used: $\sigma = 0$ S/m, $\epsilon_r = 1$; $\rho = 0$ kg/m³

Ambient Temperature : 23.6 °C

DASY5 Configuration

- Probe: AM1DV3 - 3130; ; Calibrated: 2020/11/26
- Sensor-Surface: 0mm (Fix Surface)
- Electronics: DAE4 Sn854; Calibrated: 2020/5/26
- Phantom: HAC Test Arch with AMCC; Type: SD HAC P01 BA;
- Measurement SW: DASY52, Version 52.10 (4); SEMCAD X Version 14.6.14 (7483)


General Scans/z (axial) 4.2mm 50 x 50/ABM Interpolated SNR(x,y,z) (121x121x1):

Interpolated grid: dx=1.000 mm, dy=1.000 mm

ABM1/ABM2 = 55.65 dB

ABM1 comp = 13.44 dBA/m

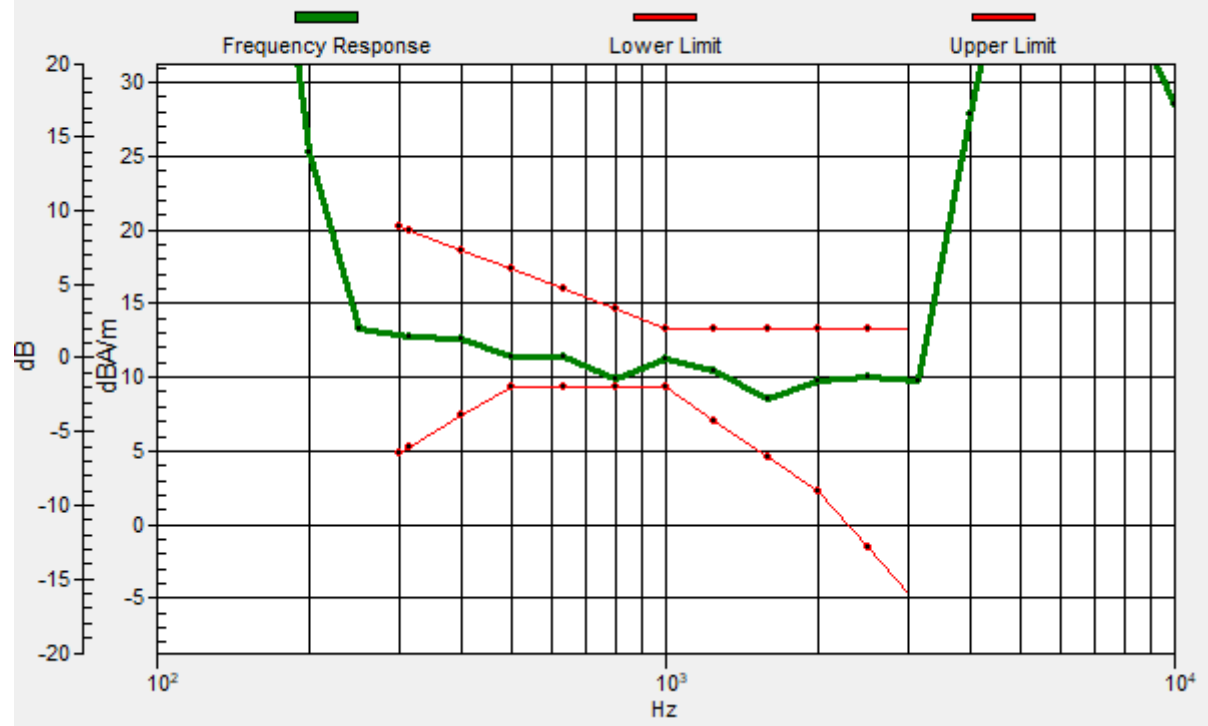
Location: 10.3, 24, 3.7 mm



0 dB = 606.1 = 55.65 dB

General Scans/z (axial) wideband at best S/N/ABM Freq Resp(x,y,z,f)

Loc: 10.4, 24, 3.7 mm Diff: 0.51dB



#19_HAC_T-Coil_WCDMA IV_HSPA_Ch1413_Transversal (Y)

Communication System: WCDMA; Frequency: 1732.6 MHz

Medium: Air Medium parameters used: $\sigma = 0$ S/m, $\epsilon_r = 1$; $\rho = 0$ kg/m³

Ambient Temperature : 23.6 °C

DASY5 Configuration

- Probe: AM1DV3 - 3130; ; Calibrated: 2020/11/26
- Sensor-Surface: 0mm (Fix Surface)
- Electronics: DAE4 Sn854; Calibrated: 2020/5/26
- Phantom: HAC Test Arch with AMCC; Type: SD HAC P01 BA;
- Measurement SW: DASY52, Version 52.10 (4); SEMCAD X Version 14.6.14 (7483)


General Scans/y (transversal) 4.2mm 50 x 50/ABM Interpolated SNR(x,y,z) (121x121x1):

Interpolated grid: dx=1.000 mm, dy=1.000 mm

ABM1/ABM2 = 54.36 dB

ABM1 comp = 6.15 dBA/m

Location: 9.6, 16.3, 3.7 mm



0 dB = 522.5 = 54.36 dB

#20_HAC_T-Coil_WCDMA V_HSPA_Ch4182_Axial (Z)

Communication System: WCDMA; Frequency: 836.4 MHz

Medium: Air Medium parameters used: $\sigma = 0$ S/m, $\epsilon_r = 1$; $\rho = 0$ kg/m³

Ambient Temperature : 23.6 °C

DASY5 Configuration

- Probe: AM1DV3 - 3130; ; Calibrated: 2020/11/26
- Sensor-Surface: 0mm (Fix Surface)
- Electronics: DAE4 Sn854; Calibrated: 2020/5/26
- Phantom: HAC Test Arch with AMCC; Type: SD HAC P01 BA;
- Measurement SW: DASY52, Version 52.10 (4); SEMCAD X Version 14.6.14 (7483)


General Scans/z (axial) 4.2mm 50 x 50/ABM Interpolated SNR(x,y,z) (121x121x1):

Interpolated grid: dx=1.000 mm, dy=1.000 mm

ABM1/ABM2 = 54.37 dB

ABM1 comp = 13.32 dBA/m

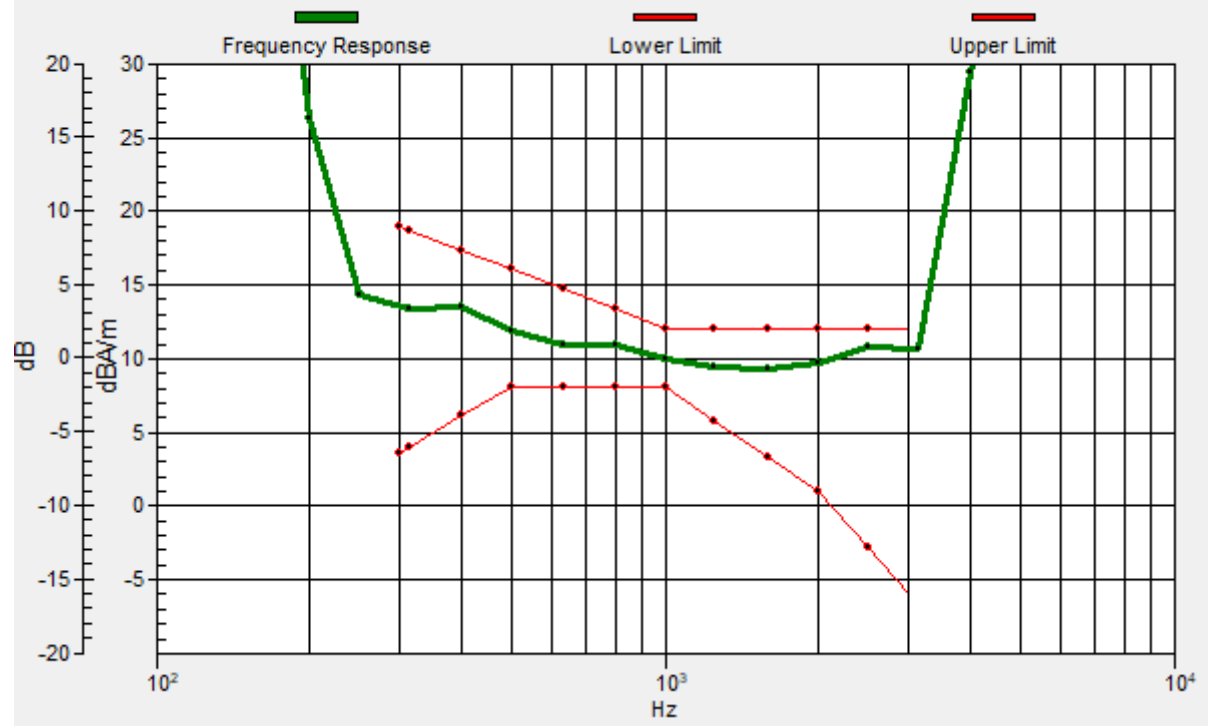
Location: 10.3, 24, 3.7 mm



0 dB = 522.8 = 54.37 dB

General Scans/z (axial) wideband at best S/N/ABM Freq Resp(x,y,z,f)

Loc: 10.4, 24, 3.7 mm Diff: 1.28dB



#20_HAC_T-Coil_WCDMA V_HSPA_Ch4182_Transversal (Y)

Communication System: WCDMA; Frequency: 836.4 MHz

Medium: Air Medium parameters used: $\sigma = 0$ S/m, $\epsilon_r = 1$; $\rho = 0$ kg/m³

Ambient Temperature : 23.6 °C

DASY5 Configuration

- Probe: AM1DV3 - 3130; ; Calibrated: 2020/11/26
- Sensor-Surface: 0mm (Fix Surface)
- Electronics: DAE4 Sn854; Calibrated: 2020/5/26
- Phantom: HAC Test Arch with AMCC; Type: SD HAC P01 BA;
- Measurement SW: DASY52, Version 52.10 (4); SEMCAD X Version 14.6.14 (7483)


General Scans/y (transversal) 4.2mm 50 x 50/ABM Interpolated SNR(x,y,z) (121x121x1):

Interpolated grid: dx=1.000 mm, dy=1.000 mm

ABM1/ABM2 = 54.71 dB

ABM1 comp = 6.24 dBA/m

Location: 9.6, 16.3, 3.7 mm



0 dB = 544.0 = 54.71 dB

#21_HAC_T-Coil_LTE Band 2_20M_QPSK_1_0_Ch18900_Axial (Z)

Communication System: LTE; Frequency: 1880 MHz

Medium: Air Medium parameters used: $\sigma = 0$ S/m, $\epsilon_r = 1$; $\rho = 0$ kg/m³

Ambient Temperature : 23.6 °C

DASY5 Configuration

- Probe: AM1DV3 - 3130; ; Calibrated: 2020/11/26
- Sensor-Surface: 0mm (Fix Surface)
- Electronics: DAE4 Sn854; Calibrated: 2020/5/26
- Phantom: HAC Test Arch with AMCC; Type: SD HAC P01 BA;
- Measurement SW: DASY52, Version 52.10 (4); SEMCAD X Version 14.6.14 (7483)


General Scans/z (axial) 4.2mm 50 x 50/ABM Interpolated SNR(x,y,z) (121x121x1):

Interpolated grid: dx=1.000 mm, dy=1.000 mm

ABM1/ABM2 = 52.18 dB

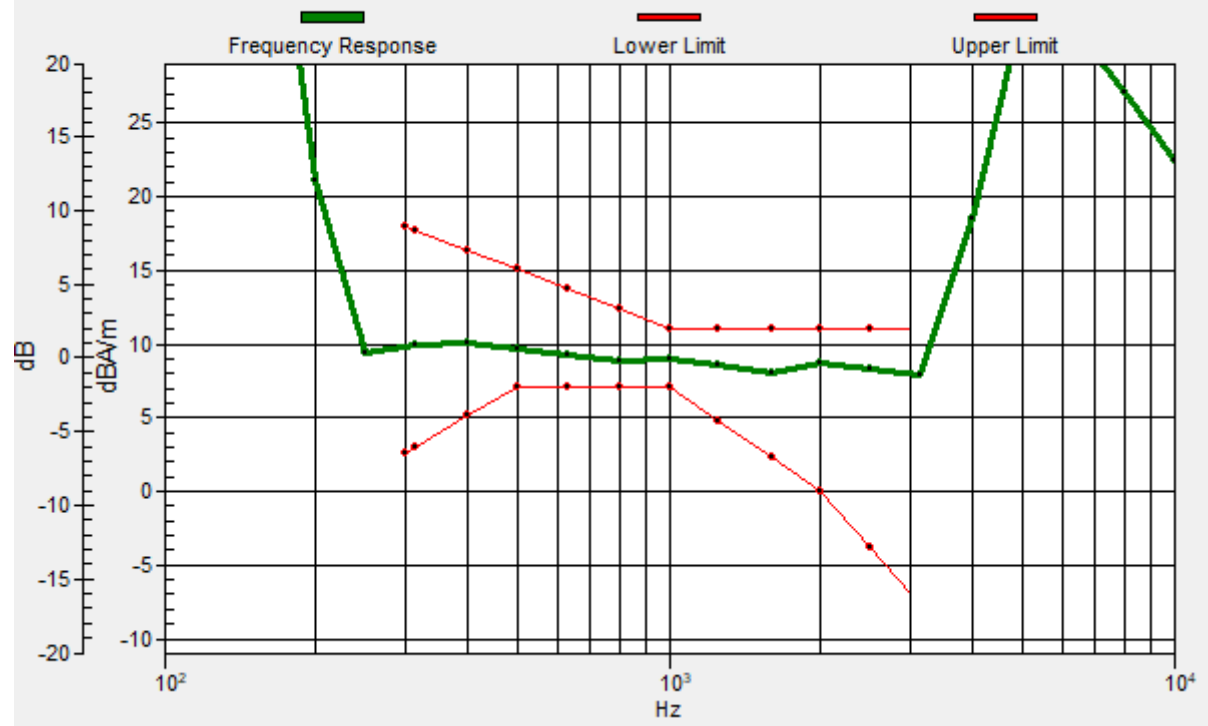
ABM1 comp = 9.95 dBA/m

Location: 10.3, 24, 3.7 mm



General Scans/z (axial) wideband at best S/N/ABM Freq Resp(x,y,z,f)

Loc: 10.1, 24, 3.7 mm Diff: 1.77dB



#21_HAC_T-Coil_LTE Band 2_20M_QPSK_1_0_Ch18900_Transversal (Y)

Communication System: LTE; Frequency: 1880 MHz

Medium: Air Medium parameters used: $\sigma = 0$ S/m, $\epsilon_r = 1$; $\rho = 0$ kg/m³

Ambient Temperature : 23.6 °C

DASY5 Configuration

- Probe: AM1DV3 - 3130; ; Calibrated: 2020/11/26
- Sensor-Surface: 0mm (Fix Surface)
- Electronics: DAE4 Sn854; Calibrated: 2020/5/26
- Phantom: HAC Test Arch with AMCC; Type: SD HAC P01 BA;
- Measurement SW: DASY52, Version 52.10 (4); SEMCAD X Version 14.6.14 (7483)


General Scans/y (transversal) 4.2mm 50 x 50/ABM Interpolated SNR(x,y,z) (121x121x1):

Interpolated grid: dx=1.000 mm, dy=1.000 mm

ABM1/ABM2 = 50.77 dB

ABM1 comp = 2.96 dBA/m

Location: 9.6, 16.3, 3.7 mm



0 dB = 345.6 = 50.77 dB

#22_HAC_T-Coil_LTE Band 41_20M_QPSK_1_0_Ch40620_Axial (Z)

Communication System: LTE TDD; Frequency: 2593 MHz

Medium: Air Medium parameters used: $\sigma = 0$ S/m, $\epsilon_r = 1$; $\rho = 0$ kg/m³

Ambient Temperature : 23.6 °C

DASY5 Configuration

- Probe: AM1DV3 - 3130; ; Calibrated: 2020/11/26
- Sensor-Surface: 0mm (Fix Surface)
- Electronics: DAE4 Sn854; Calibrated: 2020/5/26
- Phantom: HAC Test Arch with AMCC; Type: SD HAC P01 BA;
- Measurement SW: DASY52, Version 52.10 (4); SEMCAD X Version 14.6.14 (7483)


General Scans/z (axial) 4.2mm 50 x 50/ABM Interpolated SNR(x,y,z) (121x121x1):

Interpolated grid: dx=1.000 mm, dy=1.000 mm

ABM1/ABM2 = 50.05 dB

ABM1 comp = 9.84 dBA/m

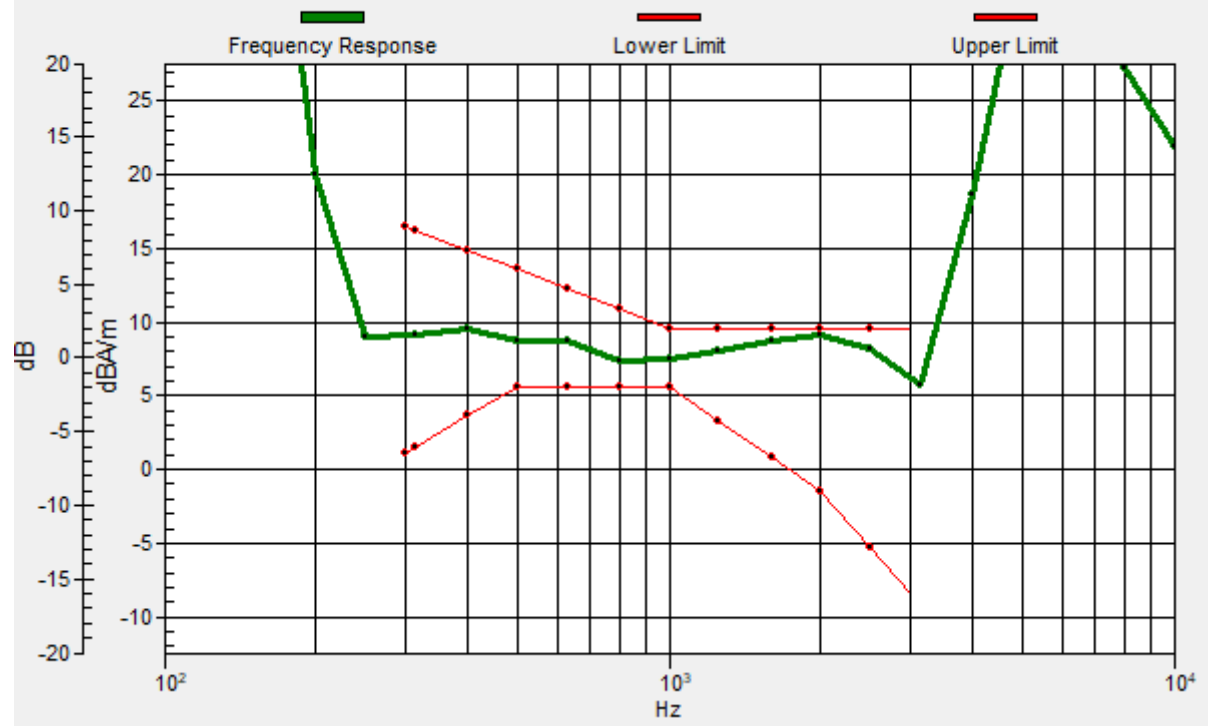
Location: 10.3, 24, 3.7 mm



0 dB = 317.9 = 50.05 dB

General Scans/z (axial) wideband at best S/N/ABM Freq Resp(x,y,z,f)

Loc: 10.6, 24, 3.7 mm Diff: 0.37dB



#22_HAC_T-Coil_LTE Band 41_20M_QPSK_1_0_Ch40620_Transversal (Y)

Communication System: LTE TDD; Frequency: 2593 MHz

Medium: Air Medium parameters used: $\sigma = 0$ S/m, $\epsilon_r = 1$; $\rho = 0$ kg/m³

Ambient Temperature : 23.6 °C

DASY5 Configuration

- Probe: AM1DV3 - 3130; ; Calibrated: 2020/11/26
- Sensor-Surface: 0mm (Fix Surface)
- Electronics: DAE4 Sn854; Calibrated: 2020/5/26
- Phantom: HAC Test Arch with AMCC; Type: SD HAC P01 BA;
- Measurement SW: DASY52, Version 52.10 (4); SEMCAD X Version 14.6.14 (7483)


General Scans/y (transversal) 4.2mm 50 x 50/ABM Interpolated SNR(x,y,z) (121x121x1):

Interpolated grid: dx=1.000 mm, dy=1.000 mm

ABM1/ABM2 = 50.44 dB

ABM1 comp = 3.04 dBA/m

Location: 9.6, 16.3, 3.7 mm



0 dB = 332.7 = 50.44 dB

#23_HAC_T-Coil_WLAN2.4GHz_802.11b 1Mbps_Ch6_Axial (Z)

Communication System: 802.11b; Frequency: 2437 MHz

Medium: Air Medium parameters used: $\sigma = 0$ S/m, $\epsilon_r = 1$; $\rho = 0$ kg/m³

Ambient Temperature : 23.6 °C

DASY5 Configuration

- Probe: AM1DV3 - 3130; ; Calibrated: 2020/11/26
- Sensor-Surface: 0mm (Fix Surface)
- Electronics: DAE4 Sn854; Calibrated: 2020/5/26
- Phantom: HAC Test Arch with AMCC; Type: SD HAC P01 BA;
- Measurement SW: DASY52, Version 52.10 (4); SEMCAD X Version 14.6.14 (7483)


General Scans/z (axial) 4.2mm 50 x 50/ABM Interpolated SNR(x,y,z) (121x121x1):

Interpolated grid: dx=1.000 mm, dy=1.000 mm

ABM1/ABM2 = 49.42 dB

ABM1 comp = 9.16 dBA/m

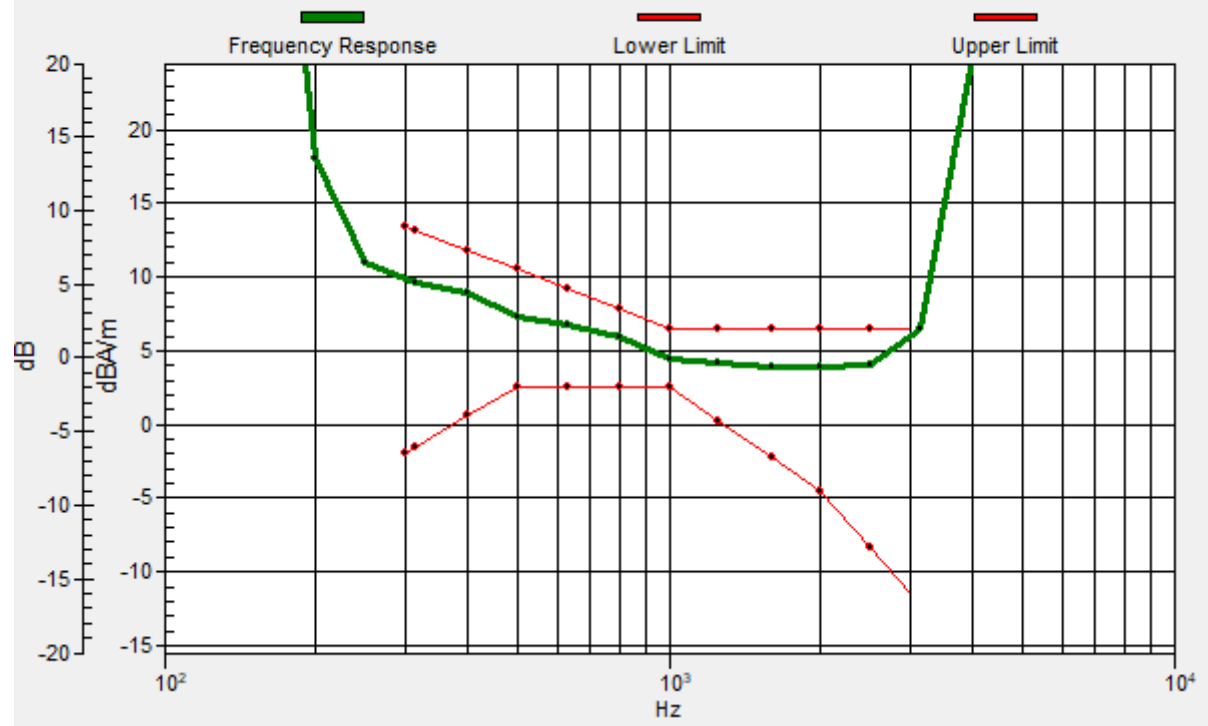
Location: 4.7, 24, 3.7 mm



0 dB = 295.8 = 49.42 dB

General Scans/z (axial) wideband at best S/N/ABM Freq Resp(x,y,z,f)

Loc: 4.4, 24, 3.7 mm Diff: 0.62dB



#23_HAC_T-Coil_WLAN2.4GHz_802.11b 1Mbps_Ch6_Transversal (Y)

Communication System: 802.11b; Frequency: 2437 MHz

Medium: Air Medium parameters used: $\sigma = 0$ S/m, $\epsilon_r = 1$; $\rho = 0$ kg/m³

Ambient Temperature : 23.6 °C

DASY5 Configuration

- Probe: AM1DV3 - 3130; ; Calibrated: 2020/11/26
- Sensor-Surface: 0mm (Fix Surface)
- Electronics: DAE4 Sn854; Calibrated: 2020/5/26
- Phantom: HAC Test Arch with AMCC; Type: SD HAC P01 BA;
- Measurement SW: DASY52, Version 52.10 (4); SEMCAD X Version 14.6.14 (7483)


General Scans/y (transversal) 4.2mm 50 x 50/ABM Interpolated SNR(x,y,z) (121x121x1):

Interpolated grid: dx=1.000 mm, dy=1.000 mm

ABM1/ABM2 = 44.65 dB

ABM1 comp = 3.93 dBA/m

Location: 3.3, 17.7, 3.7 mm



0 dB = 170.9 = 44.65 dB

#24_HAC_T-Coil_WLAN5GHz_802.11a 6Mbps_Ch60_Axial (Z)

Communication System: 802.11a; Frequency: 5300 MHz

Medium: Air Medium parameters used: $\sigma = 0$ S/m, $\epsilon_r = 1$; $\rho = 0$ kg/m³

Ambient Temperature : 23.6 °C

DASY5 Configuration

- Probe: AM1DV3 - 3130; ; Calibrated: 2020/11/26
- Sensor-Surface: 0mm (Fix Surface)
- Electronics: DAE4 Sn854; Calibrated: 2020/5/26
- Phantom: HAC Test Arch with AMCC; Type: SD HAC P01 BA;
- Measurement SW: DASY52, Version 52.10 (4); SEMCAD X Version 14.6.14 (7483)


General Scans/z (axial) 4.2mm 50 x 50/ABM Interpolated SNR(x,y,z) (121x121x1):

Interpolated grid: dx=1.000 mm, dy=1.000 mm

ABM1/ABM2 = 49.95 dB

ABM1 comp = 9.39 dBA/m

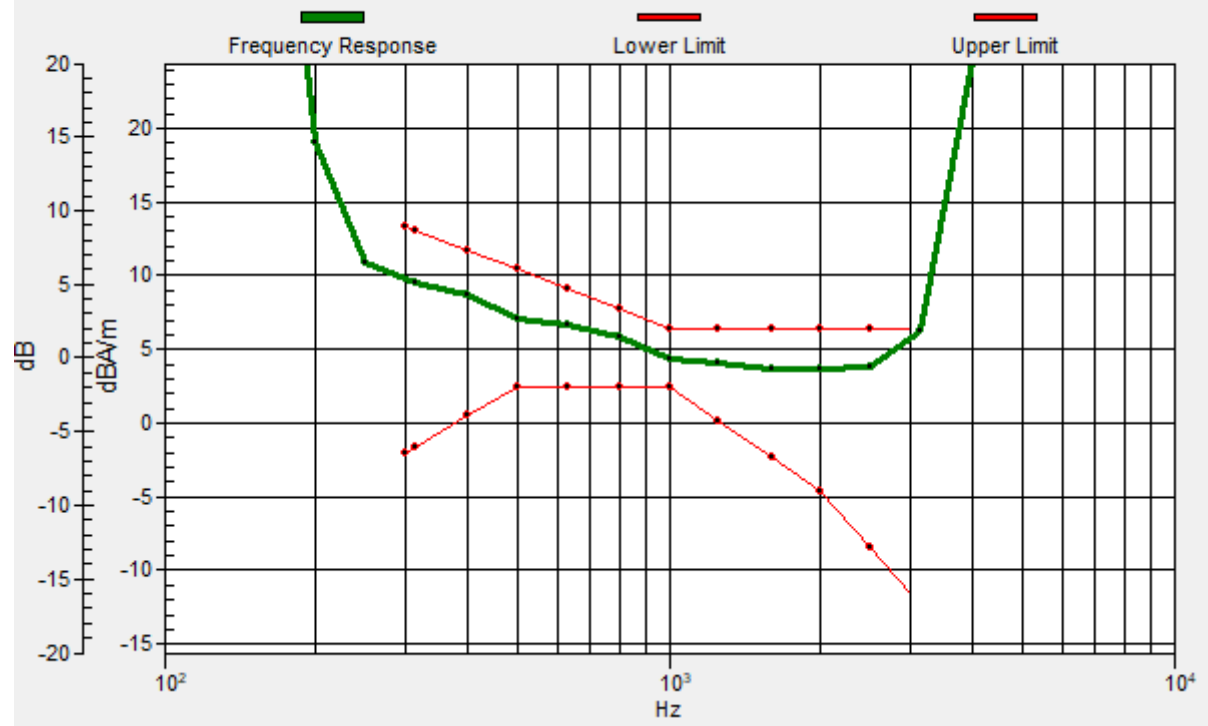
Location: 4.7, 24, 3.7 mm



0 dB = 314.3 = 49.95 dB

General Scans/z (axial) wideband at best S/N/ABM Freq Resp(x,y,z,f)

Loc: 4.3, 24, 3.7 mm Diff: 0.74dB



#24_HAC_T-Coil_WLAN5GHz_802.11a_6Mbps_Ch60_Transversal (Y)

Communication System: 802.11a; Frequency: 5300 MHz

Medium: Air Medium parameters used: $\sigma = 0$ S/m, $\epsilon_r = 1$; $\rho = 0$ kg/m³

Ambient Temperature : 23.6 °C

DASY5 Configuration

- Probe: AM1DV3 - 3130; ; Calibrated: 2020/11/26
- Sensor-Surface: 0mm (Fix Surface)
- Electronics: DAE4 Sn854; Calibrated: 2020/5/26
- Phantom: HAC Test Arch with AMCC; Type: SD HAC P01 BA;
- Measurement SW: DASY52, Version 52.10 (4); SEMCAD X Version 14.6.14 (7483)

General Scans/y (transversal) 4.2mm 50 x 50/ABM Interpolated SNR(x,y,z) (121x121x1):

Interpolated grid: dx=1.000 mm, dy=1.000 mm

ABM1/ABM2 = 43.01 dB

ABM1 comp = 3.05 dBA/m

Location: 1.9, 17.7, 3.7 mm

