

#01_HAC_E_GSM850_GSM Voice_Ch128

Communication System: GSM-FDD (TDMA, GMSK); Frequency: 824.2 MHz; Duty Cycle: 1:8.6896

Medium: Air Medium parameters used: $\sigma = 0$ S/m, $\epsilon_r = 1$; $\rho = 0$ kg/m³

Ambient Temperature : 23.3 °C

DASY5 Configuration

- Probe: EF3DV3 - SN4047; ConvF(1, 1, 1) @ 824.2 MHz; Calibrated: 2020/1/24

- Sensor-Surface: (Fix Surface)

- Electronics: DAE3 Sn577; Calibrated: 2019/9/17

- Phantom: HAC Test Arch with AMCC; Type: SD HAC P01 BA;

- Measurement SW: DASY52, Version 52.10 (4); SEMCAD X Version 14.6.14 (7483)

E Scan - ER3D: 15 mm from Probe Center to the Device/Hearing Aid Compatibility Test

(101x101x1): Interpolated grid: dx=0.5000 mm, dy=0.5000 mm

Device Reference Point: 0, 0, -6.3 mm

Reference Value = 35.99 V/m; Power Drift = -0.00 dB

Applied MIF = 3.63 dB

RF audio interference level = 32.09 dBV/m

Emission category: M4

MIF scaled E-field


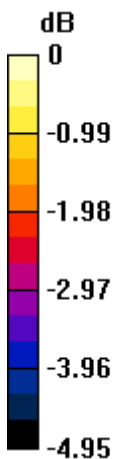
Grid 1 M4 30.82 dBV/m	Grid 2 M4 31.72 dBV/m	Grid 3 M4 31.53 dBV/m
Grid 4 M4 31.12 dBV/m	Grid 5 M4 32.09 dBV/m	Grid 6 M4 31.93 dBV/m
Grid 7 M4 31.48 dBV/m	Grid 8 M4 32.08 dBV/m	Grid 9 M4 31.93 dBV/m

Cursor:

Total = 32.09 dBV/m

E Category: M4

Location: -4, 1, 8.7 mm



0 dB = 40.23 V/m = 32.09 dBV/m

#02_HAC_E_GSM850_GSM Voice_Ch189

Communication System: GSM-FDD (TDMA, GMSK); Frequency: 836.4 MHz; Duty Cycle: 1:8.6896

Medium: Air Medium parameters used: $\sigma = 0$ S/m, $\epsilon_r = 1$; $\rho = 0$ kg/m³

Ambient Temperature : 23.3 °C

DASY5 Configuration

- Probe: EF3DV3 - SN4047; ConvF(1, 1, 1) @ 836.4 MHz; Calibrated: 2020/1/24

- Sensor-Surface: (Fix Surface)

- Electronics: DAE3 Sn577; Calibrated: 2019/9/17

- Phantom: HAC Test Arch with AMCC; Type: SD HAC P01 BA;

- Measurement SW: DASY52, Version 52.10 (4); SEMCAD X Version 14.6.14 (7483)

E Scan - ER3D: 15 mm from Probe Center to the Device/Hearing Aid Compatibility Test

(101x101x1): Interpolated grid: dx=0.5000 mm, dy=0.5000 mm

Device Reference Point: 0, 0, -6.3 mm

Reference Value = 39.24 V/m; Power Drift = 0.01 dB

Applied MIF = 3.63 dB

RF audio interference level = 32.88 dBV/m

Emission category: M4

MIF scaled E-field


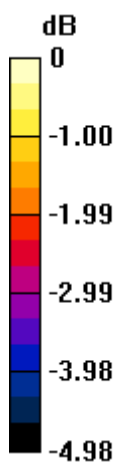
Grid 1 M4 31.54 dBV/m	Grid 2 M4 32.38 dBV/m	Grid 3 M4 32.21 dBV/m
Grid 4 M4 31.88 dBV/m	Grid 5 M4 32.81 dBV/m	Grid 6 M4 32.65 dBV/m
Grid 7 M4 32.38 dBV/m	Grid 8 M4 32.88 dBV/m	Grid 9 M4 32.68 dBV/m

Cursor:

Total = 32.88 dBV/m

E Category: M4

Location: -1.5, 20.5, 8.7 mm



0 dB = 44.07 V/m = 32.88 dBV/m

#03_HAC_E_GSM850_GSM Voice_Ch251

Communication System: GSM-FDD (TDMA, GMSK); Frequency: 848.8 MHz; Duty Cycle: 1:8.6896

Medium: Air Medium parameters used: $\sigma = 0$ S/m, $\epsilon_r = 1$; $\rho = 0$ kg/m³

Ambient Temperature : 23.3 °C

DASY5 Configuration

- Probe: EF3DV3 - SN4047; ConvF(1, 1, 1) @ 848.8 MHz; Calibrated: 2020/1/24
- Sensor-Surface: (Fix Surface)
- Electronics: DAE3 Sn577; Calibrated: 2019/9/17
- Phantom: HAC Test Arch with AMCC; Type: SD HAC P01 BA;
- Measurement SW: DASY52, Version 52.10 (4); SEMCAD X Version 14.6.14 (7483)

E Scan - ER3D: 15 mm from Probe Center to the Device/Hearing Aid Compatibility Test (101x101x1): Interpolated grid: dx=0.5000 mm, dy=0.5000 mm

Device Reference Point: 0, 0, -6.3 mm

Reference Value = 40.49 V/m; Power Drift = -0.11 dB

Applied MIF = 3.63 dB

RF audio interference level = 33.12 dBV/m

Emission category: M4

MIF scaled E-field


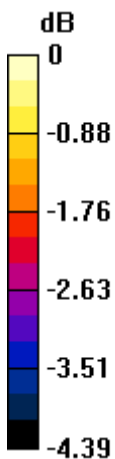
Grid 1 M4 31.63 dBV/m	Grid 2 M4 32.75 dBV/m	Grid 3 M4 32.65 dBV/m
Grid 4 M4 31.94 dBV/m	Grid 5 M4 33.12 dBV/m	Grid 6 M4 33.03 dBV/m
Grid 7 M4 32.26 dBV/m	Grid 8 M4 33.09 dBV/m	Grid 9 M4 33.03 dBV/m

Cursor:

Total = 33.12 dBV/m

E Category: M4

Location: -5, 1.5, 8.7 mm



0 dB = 45.27 V/m = 33.12 dBV/m

#04_HAC_E_GSM1900_GSM Voice_Ch512

Communication System: GSM-FDD (TDMA, GMSK); Frequency: 1850.2 MHz; Duty Cycle: 1:8.6896

Medium: Air Medium parameters used: $\sigma = 0$ S/m, $\epsilon_r = 1$; $\rho = 0$ kg/m³

Ambient Temperature : 23.3 °C

DASY5 Configuration

- Probe: EF3DV3 - SN4047; ConvF(1, 1, 1) @ 1850.2 MHz; Calibrated: 2020/1/24
- Sensor-Surface: (Fix Surface)
- Electronics: DAE3 Sn577; Calibrated: 2019/9/17
- Phantom: HAC Test Arch with AMCC; Type: SD HAC P01 BA;
- Measurement SW: DASY52, Version 52.10 (4); SEMCAD X Version 14.6.14 (7483)

E Scan - ER3D: 15 mm from Probe Center to the Device/Hearing Aid Compatibility Test (101x101x1): Interpolated grid: dx=0.5000 mm, dy=0.5000 mm

Device Reference Point: 0, 0, -6.3 mm

Reference Value = 6.999 V/m; Power Drift = -0.03 dB

Applied MIF = 3.63 dB

RF audio interference level = 21.11 dBV/m

Emission category: M4

MIF scaled E-field


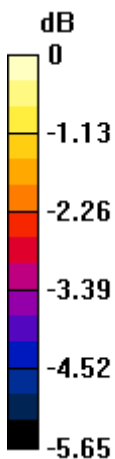
Grid 1 M4 19.88 dBV/m	Grid 2 M4 19.04 dBV/m	Grid 3 M4 18.23 dBV/m
Grid 4 M4 17.26 dBV/m	Grid 5 M4 19.38 dBV/m	Grid 6 M4 19.52 dBV/m
Grid 7 M4 19.56 dBV/m	Grid 8 M4 21.11 dBV/m	Grid 9 M4 21.03 dBV/m

Cursor:

Total = 21.11 dBV/m

E Category: M4

Location: -6.5, 25, 8.7 mm



0 dB = 11.36 V/m = 21.11 dBV/m

#05_HAC_E_GSM1900_GSM Voice_Ch661

Communication System: GSM-FDD (TDMA, GMSK); Frequency: 1880 MHz; Duty Cycle: 1:8.6896

Medium: Air Medium parameters used: $\sigma = 0$ S/m, $\epsilon_r = 1$; $\rho = 0$ kg/m³

Ambient Temperature : 23.3 °C

DASY5 Configuration

- Probe: EF3DV3 - SN4047; ConvF(1, 1, 1) @ 1880 MHz; Calibrated: 2020/1/24
- Sensor-Surface: (Fix Surface)
- Electronics: DAE3 Sn577; Calibrated: 2019/9/17
- Phantom: HAC Test Arch with AMCC; Type: SD HAC P01 BA;
- Measurement SW: DASY52, Version 52.10 (4); SEMCAD X Version 14.6.14 (7483)

E Scan - ER3D: 15 mm from Probe Center to the Device/Hearing Aid Compatibility Test

(101x101x1): Interpolated grid: dx=0.5000 mm, dy=0.5000 mm

Device Reference Point: 0, 0, -6.3 mm

Reference Value = 6.557 V/m; Power Drift = -0.13 dB

Applied MIF = 3.63 dB

RF audio interference level = 20.48 dBV/m

Emission category: M4

MIF scaled E-field


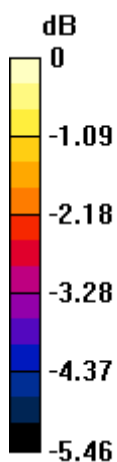
Grid 1 M4 19.24 dBV/m	Grid 2 M4 19.2 dBV/m	Grid 3 M4 17.97 dBV/m
Grid 4 M4 17.37 dBV/m	Grid 5 M4 18.74 dBV/m	Grid 6 M4 18.49 dBV/m
Grid 7 M4 19.61 dBV/m	Grid 8 M4 20.48 dBV/m	Grid 9 M4 20.27 dBV/m

Cursor:

Total = 20.48 dBV/m

E Category: M4

Location: -5, 25, 8.7 mm



0 dB = 10.57 V/m = 20.48 dBV/m

#06_HAC_E_GSM1900_GSM Voice_Ch810

Communication System: GSM-FDD (TDMA, GMSK); Frequency: 1909.8 MHz; Duty Cycle: 1:8.6896

Medium: Air Medium parameters used: $\sigma = 0$ S/m, $\epsilon_r = 1$; $\rho = 0$ kg/m³

Ambient Temperature : 23.3 °C

DASY5 Configuration

- Probe: EF3DV3 - SN4047; ConvF(1, 1, 1) @ 1909.8 MHz; Calibrated: 2020/1/24
- Sensor-Surface: (Fix Surface)
- Electronics: DAE3 Sn577; Calibrated: 2019/9/17
- Phantom: HAC Test Arch with AMCC; Type: SD HAC P01 BA;
- Measurement SW: DASY52, Version 52.10 (4); SEMCAD X Version 14.6.14 (7483)

E Scan - ER3D: 15 mm from Probe Center to the Device/Hearing Aid Compatibility Test

(101x101x1): Interpolated grid: dx=0.5000 mm, dy=0.5000 mm

Device Reference Point: 0, 0, -6.3 mm

Reference Value = 6.385 V/m; Power Drift = -0.17 dB

Applied MIF = 3.63 dB

RF audio interference level = 20.03 dBV/m

Emission category: M4

MIF scaled E-field

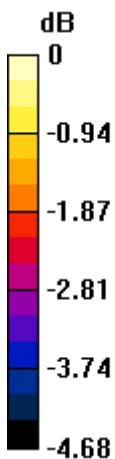
Grid 1 M4 18.91 dBV/m	Grid 2 M4 18.92 dBV/m	Grid 3 M4 17.82 dBV/m
Grid 4 M4 17.39 dBV/m	Grid 5 M4 18.09 dBV/m	Grid 6 M4 18.32 dBV/m
Grid 7 M4 18.67 dBV/m	Grid 8 M4 20.03 dBV/m	Grid 9 M4 19.94 dBV/m

Cursor:

Total = 20.03 dBV/m

E Category: M4

Location: -6, 24.5, 8.7 mm



0 dB = 10.04 V/m = 20.03 dBV/m

#07_HAC_E_WLAN2.4GHz_802.11g_Ch1;Ant 1

Communication System: IEEE 802.11g WiFi 2.4 GHz (DSSS/OFDM, 54 Mbps); Frequency: 2412 MHz; Duty Cycle: 1:12.5893

Medium: Air Medium parameters used: $\sigma = 0$ S/m, $\epsilon_r = 1$; $\rho = 0$ kg/m³

Ambient Temperature : 23.3 °C

DASY5 Configuration

- Probe: EF3DV3 - SN4047; ConvF(1, 1, 1) @ 2412 MHz; Calibrated: 2020/1/24
- Sensor-Surface: (Fix Surface)
- Electronics: DAE3 Sn577; Calibrated: 2019/9/17
- Phantom: HAC Test Arch with AMCC; Type: SD HAC P01 BA;
- Measurement SW: DASY52, Version 52.10 (4); SEMCAD X Version 14.6.14 (7483)

E Scan - ER3D: 15 mm from Probe Center to the Device/Hearing Aid Compatibility Test (101x101x1): Interpolated grid: dx=0.5000 mm, dy=0.5000 mm

Device Reference Point: 0, 0, -6.3 mm

Reference Value = 59.01 V/m; Power Drift = -0.10 dB

Applied MIF = 0.12 dB

RF audio interference level = 33.26 dBV/m

Emission category: M3

MIF scaled E-field


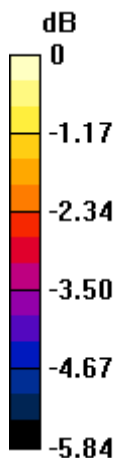
Grid 1 M4 29.39 dBV/m	Grid 2 M3 31.18 dBV/m	Grid 3 M3 31.19 dBV/m
Grid 4 M3 31.84 dBV/m	Grid 5 M3 32.89 dBV/m	Grid 6 M3 32.87 dBV/m
Grid 7 M3 33.1 dBV/m	Grid 8 M3 33.26 dBV/m	Grid 9 M3 33.04 dBV/m

Cursor:

Total = 33.26 dBV/m

E Category: M3

Location: -2.5, 22, 8.7 mm



0 dB = 46.00 V/m = 33.26 dBV/m

#08_HAC_E_WLAN2.4GHz_802.11g_Ch6;Ant 1

Communication System: IEEE 802.11g WiFi 2.4 GHz (DSSS/OFDM, 54 Mbps); Frequency: 2437 MHz; Duty Cycle: 1:12.5893

Medium: Air Medium parameters used: $\sigma = 0$ S/m, $\epsilon_r = 1$; $\rho = 0$ kg/m³

Ambient Temperature : 23.3 °C

DASY5 Configuration

- Probe: EF3DV3 - SN4047; ConvF(1, 1, 1) @ 2437 MHz; Calibrated: 2020/1/24
- Sensor-Surface: (Fix Surface)
- Electronics: DAE3 Sn577; Calibrated: 2019/9/17
- Phantom: HAC Test Arch with AMCC; Type: SD HAC P01 BA;
- Measurement SW: DASY52, Version 52.10 (4); SEMCAD X Version 14.6.14 (7483)

E Scan - ER3D: 15 mm from Probe Center to the Device/Hearing Aid Compatibility Test (101x101x1): Interpolated grid: dx=0.5000 mm, dy=0.5000 mm

Device Reference Point: 0, 0, -6.3 mm

Reference Value = 36.05 V/m; Power Drift = -0.01 dB

Applied MIF = 0.12 dB

RF audio interference level = 29.06 dBV/m

Emission category: M4

MIF scaled E-field


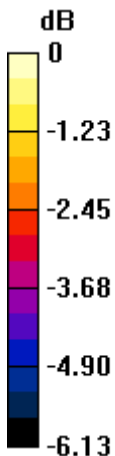
Grid 1 M4 24.93 dBV/m	Grid 2 M4 27.03 dBV/m	Grid 3 M4 27.04 dBV/m
Grid 4 M4 27.6 dBV/m	Grid 5 M4 28.99 dBV/m	Grid 6 M4 28.95 dBV/m
Grid 7 M4 28.39 dBV/m	Grid 8 M4 29.06 dBV/m	Grid 9 M4 28.99 dBV/m

Cursor:

Total = 29.06 dBV/m

E Category: M4

Location: -5.5, 12, 8.7 mm



0 dB = 28.37 V/m = 29.06 dBV/m

#09_HAC_E_WLAN2.4GHz_802.11g_Ch11;Ant 1

Communication System: IEEE 802.11g WiFi 2.4 GHz (DSSS/OFDM, 54 Mbps); Frequency: 2462 MHz;Duty Cycle: 1:12.5893

Medium: Air Medium parameters used: $\sigma = 0$ S/m, $\epsilon_r = 1$; $\rho = 0$ kg/m³

Ambient Temperature : 23.3 °C

DASY5 Configuration

- Probe: EF3DV3 - SN4047; ConvF(1, 1, 1) @ 2462 MHz; Calibrated: 2020/1/24
- Sensor-Surface: (Fix Surface)
- Electronics: DAE3 Sn577; Calibrated: 2019/9/17
- Phantom: HAC Test Arch with AMCC; Type: SD HAC P01 BA;
- Measurement SW: DASY52, Version 52.10 (4); SEMCAD X Version 14.6.14 (7483)

E Scan - ER3D: 15 mm from Probe Center to the Device/Hearing Aid Compatibility Test (101x101x1): Interpolated grid: dx=0.5000 mm, dy=0.5000 mm

Device Reference Point: 0, 0, -6.3 mm

Reference Value = 66.33 V/m; Power Drift = -0.17 dB

Applied MIF = 0.12 dB

RF audio interference level = 33.80 dBV/m

Emission category: M3

MIF scaled E-field

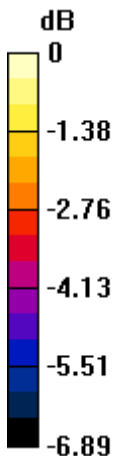
Grid 1 M4 29.85 dBV/m	Grid 2 M3 32.45 dBV/m	Grid 3 M3 32.45 dBV/m
Grid 4 M3 32.38 dBV/m	Grid 5 M3 33.8 dBV/m	Grid 6 M3 33.76 dBV/m
Grid 7 M3 32.71 dBV/m	Grid 8 M3 33.79 dBV/m	Grid 9 M3 33.74 dBV/m

Cursor:

Total = 33.80 dBV/m

E Category: M3

Location: -6.5, 7, 8.7 mm



0 dB = 48.99 V/m = 33.80 dBV/m