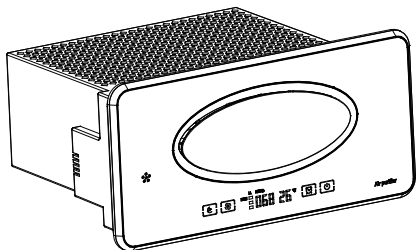


JIU DIAN JIU



Please read the instruction manual
carefully before using the product



Air Purifier - Bluetooth

Product Manual

Safety precautions

"Dangerous" Do not let water or any other liquid or flammable cleaning agent into the product, in case to avoid electric shock or fire and other safety issues; Do not put hard stuffing inside the wind wheel to avoid damage; The running process of products will prohibit the finger into the outlet and inlet, so as not to cause harm;

"Warning" Before the power plug is connected to the power supply, please first confirm whether the access power is in line with the product identification input power parameters; If the power cord is damaged, it must be replaced by the manufacturer to the maintenance department or similar department; If the plug, power cord or product itself is damaged, do not use this product, timely maintenance; This product is not designed for physically or mentally handicapped or lacking in relevant experience and knowledge. The use of children, unless the person responsible for their safety, is used to guide and supervise the use of this product; Do not plug the product into the outlet, the outlet and air quality / smell sensor into the outlet, and to maintain the surrounding air smooth; Maintenance cleaning process, the power supply plug to pull out.

"Attention" To improve the efficiency of purification, the left and right sides of the products should be set aside at least 30 cm of natu; Before you turn on the power supply, make sure that all filters Please do not use a hard object hitting the scratch, this product; In order to ensure the best purification efficiency, please use the company's customized specifications of the filter; When you use the indoor bug spray or full of flammable gas, do not use this product; Purifier open beginning of operation, first proposed high-speed operation after a period of time to the other running speed; For a long period of time, the inner wall and the filter should be checked before starting the machine, when necessary, replace the filter.

"Remind" To save energy and protect your safety, please do not use the product for a long time.

FCC Statement:

This equipment has been tested and found to comply with the limits for a Class B digital device, pursuant to part 15 of the FCC Rules. These limits are designed to provide reasonable protection against harmful interference in a residential installation. This equipment generates, uses and can radiate radio frequency energy and, if not installed and used in accordance with the instructions, may cause harmful interference to radio communications. However, there is no guarantee that interference will not occur in a particular installation. If this equipment does cause harmful interference to radio or television reception, which can be determined by turning the equipment off and on, the user is encouraged to try to correct the interference by one or more of the following measures:

- 1) Reorient or relocate the receiving antenna.
- 2) Increase the separation between the equipment and receiver.
- 3) Connect the equipment into an outlet on a circuit different from that to which the receiver is connected.
- 4) Consult the dealer or an experienced radio/TV technician for help.

Caution: Any changes or modifications to this device not explicitly approved by manufacturer could void your authority to operate this equipment.

This device complies with part 15 of the FCC Rules. Operation is subject to the following two conditions:

(1) This device may not cause harmful interference, and (2) this device must accept any interference received, including interference that may cause undesired operation.

The device has been evaluated to meet general RF exposure requirement. The device can be used in portable exposure condition without restriction.

Preface

Thank you for purchasing the intelligent air purifier, thank you.

Before you use this product, please be sure to read the instructions carefully and use the contents of the instructions. Please keep this instruction manual carefully, so as to prepare for future inquiry and maintenance.

Specification parameter

Dimension: 280X138X200mm;
Product net weight: 1.5Kg (including filter);
Input voltage: DC12V;
Power: less than 12W;
Ventilation: above the inlet, outlet side.

About air purifier

The air purifier is used "HEPA, Hesa filter, Anion and UV Lamp purification technology, using intelligent sensor to detect ambient air odor quality and used for environmental air purification treatment, use it, you can breathe cleaner air, to ensure comfortable environment moderate, health promotion have oxygen to breathe, the air purifier has the following configuration:

Hesa effectively kill harmful microorganisms (such as mould, hepatitis virus, SARS virus, coronavirus, avian influenza virus, influenza virus, etc.), environmental pollutants, benzene, toluene, formaldehyde, hydrocarbons, halogenated hydrocarbons and other harmful gas decomposition, secondhand smoke or irritant gas, fire in addition to smell (to eliminate respiratory, sweat and other chemical reactions that produce a smell); HEPA filter to remove more than 99.9% of fine particulate matter (PM2.5), bacteria, smoke, mold, spores, mites and other, maximize the filtration of environmental toxic substances and inhibit microbial and bacteria.

In real-time and intuitive air dust quality monitoring, through the LCD backlight color display, and real-time visual environment PM2.5 concentration show, automatic mode can timely control product purification efficiency, so you can breathe clean air at any time

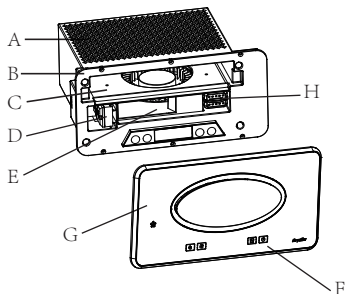
Temperature sensing system, real-time monitoring of operating temperature, real-time display value.

High power blower engine to ensure high air volume, and produce a large number of negative ions, to settlement environment of respirable particulate matter, dust, soot and other, let you enjoy the forest like fresh air, to enhance the volume of oxygen in the lungs, Shu of viable myocardium, activating various enzymes in the body and promote metabolism.

Full touch operation function keys, remote control, large screen display, multi file purification, multi section timing, intelligent automatic speed control operation.

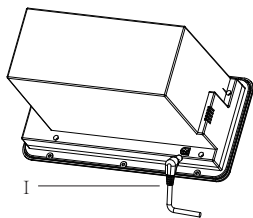
Using high intensity UV light irradiation, with nano degrading technology, have a strong catalytic degradation function, can effectively degrade air with toxic and harmful gas; can effectively kill a variety of bacteria, and can be released from the bacterial or fungal toxin decomposition and harmless treatment; degradation of formaldehyde, benzene, benzene series compounds, sulfide, ammonia and other pollutants.

Decomposition product function structure



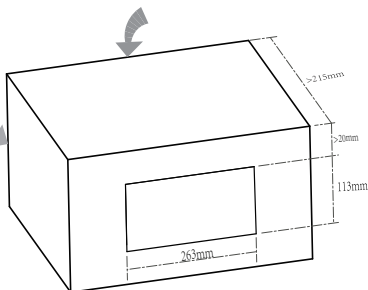
Structure name

- A. Back cover
- B. main body
- C. Composite filter /motor
- D. Dust sensor
- E. Air outlet and anion
- F. Touch area
- G. Front panel
- H. Cigarette lighter fragrance box
- I. DC12V power plug



Fixed size requirements

In order to ensure the smooth assembly of air purifiers, and effective air purification efficiency, the size of the relevant reference dimension on the right side of the label, and to ensure the smooth internal ventilation.



Warranty card

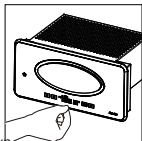
Product model

Name	Sex		
Address			
Telephone	Purchase position		
Purchase date	Transactor		
Telephone of purchase position			
Overhaul date	Maintenance record	Repair personnel	Customer recognition
Remarks			
<ol style="list-style-type: none">1、Warranty scope please refer to the "after sale service rights and interests" in this instruction manual;2、please take good care of this card, warranty required to produce the card and purchase vouchers;3、it needs to store only be effective			

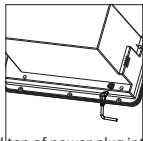
Product use

Install this machine in furniture that inside is empty and with side, Pls make the furniture following size request refer to.

①.Remove the outer packing and turn on the button on the down of front cover(Front cover is attached to fuselage by 4pcs mangent)



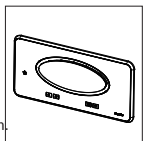
②.After put the round top of power plug into the supply hub,pls keep a long enough line to get with socket(AC220V/50HZ) and insert the remained power line to the furniture inside.



③.Install the machine into the open part of the furniture and fixed it stably by locking 6 pcs screw at the edge of cover.

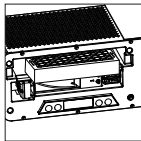


④.Put the front cover to install the body and make sure it is lipped in.

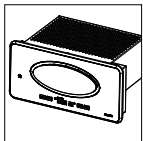


Filter installation

For the first time using this product, please be sure to remove the outer packing of the filter as followd.



①.Open the front cover and take out the filter. Remove the outer packing and put into the machine.Pls make sure the carbon layer to be up. "Note" all filter into the product, ensure that you face with a drawing piece side.



.Install the front cover and put the power plug into the socket, hear "beep" sound,Said the power is connected, the product enters the standby mode. Press the power panel to control operation.

Product operation control

Function control and display



Display

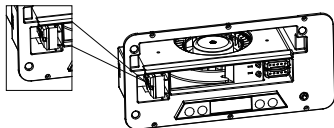
Product Icon

Icon	Function
	Products in the standby mode, press this key to start, LED lights to indicate the product into the running state; Press this key while machine running and it will turn off.
	Press this button while the machine running, the product enters speed adjustment mode: auto mode/high/medium/low speed.
	Press this button while the machine running to set timer. It can set 1H-8H timer.
	Press this button while the machine running and turn into silent mode.
	PM2.5 display in real time. Blue means the quality is excellent, yellow means good, red means bad.
	It shows the temperature and humidity in real time or timer.
	With Bluetooth function (for optional)

Maintenance

Maintenance of sensor

After machine running for a long time, the dust will accumulate around the sensor due to the electrostatic. It will disturb the data of PM2.5; so you should clean for the dust of sensor inside.



Open the front cover and take the recover of sensor out. With the pumping device alignment sensor vent blowing, clean the accrete dust.

Filter replacement

Long term use of the filter, and according to the environment, the efficiency of the filter will be reduced, the replacement for the whole new filter is necessary

"Attention" Please replace the filter according to the normal use of time after the expiration of the filter, to avoid the pollution of dirty filter. Before the expiration of the filter network to replace the filter, and not reset the reset time, the system continues to be the first time; Filter the service life of the network (about 4-6 months).

Please purchase our company's authentic filter through the regular channels.

According to the environment, it is suggested to check whether the filter is dirty or not monthly. Please replace the filter if you find it is dirty promptly.

Common problems and troubleshooting

Problem	Fault cause	Fault handling method
data of PM2.5 Could not start	Power cable not plugged in	Please check whether the input is in line with the requirements of the product specifications of the access power, or plug and socket is good connection
	Other	To send a dealer or manufacturer designated service station maintenance
Fan or negative ion does not work	May be the internal plug in the plug loose, contact due to bad	Please send the inspection and maintenance of the distributor. Please do not repair it.
Under the same wind speed, the air outlet flow is obviously weakened.	The filter is too dirty, wind resistance	Replace filter
	Wind speed operation mode for "automatic" mode	Automatic mode wind speed is adjusted according to the ambient air quality
Product sound	Filter dust too much	Replace filter
	There is a foreign body in the air duct.	Export products, if you can not export, please send the dealer to deal with.

Product accessories

Specification



Power adapter



Screw



Cigarette lighter fragrance box



