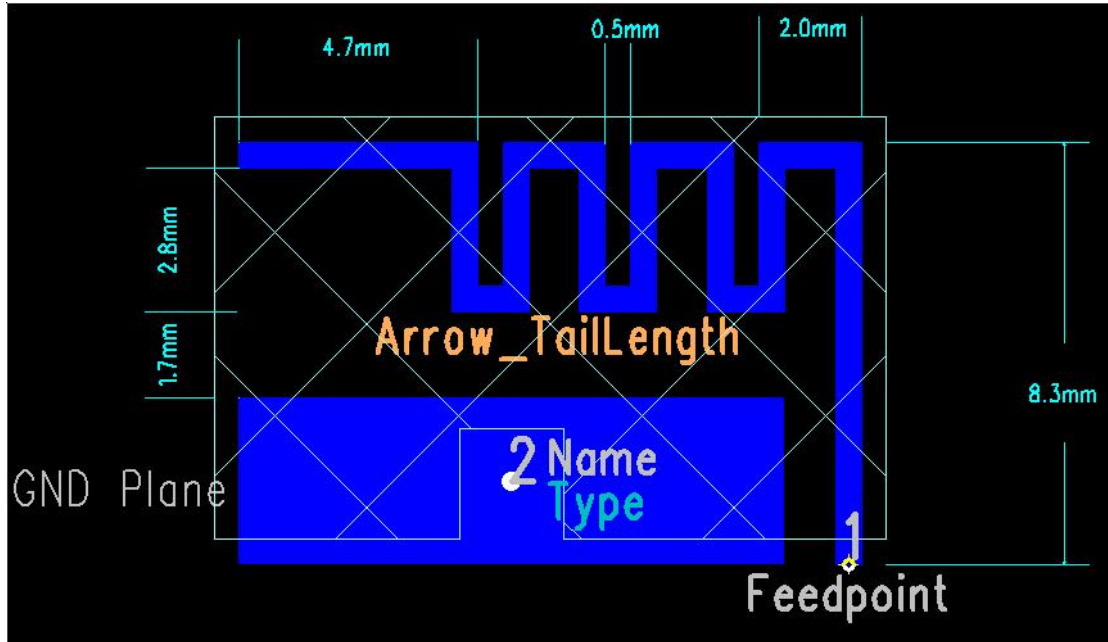


规格书

WIFI 2.4g PCB ANT

一、工程图



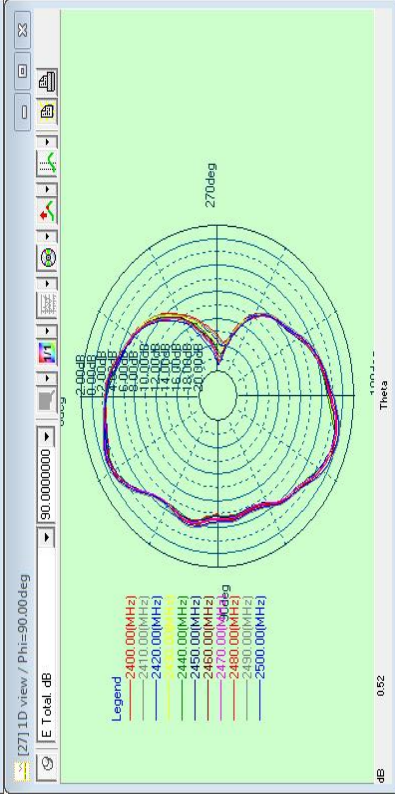
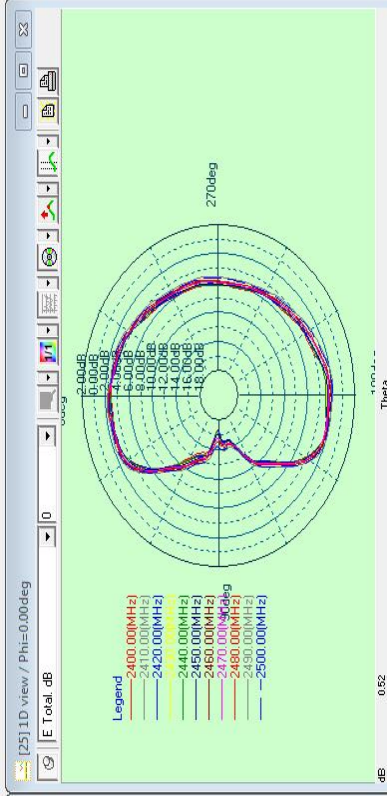
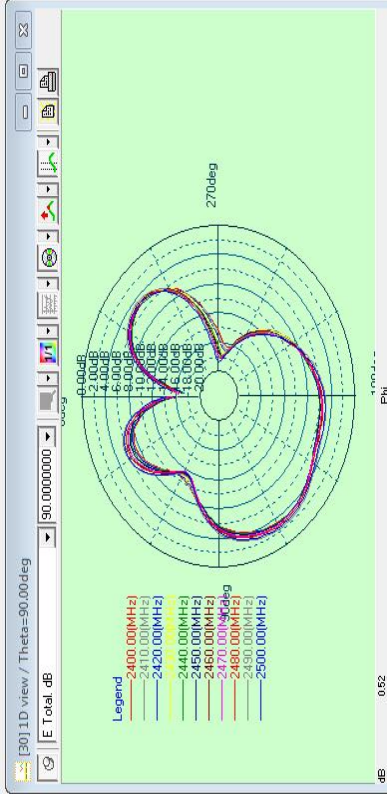
二、产品参数

1. 电气参数

工作频率 (MHz) : 2400~2500, 带宽 (MHz) : 2MHz, 阻抗: 50 Ω

2. Radiation Pattern

Frequency	Efficiency()	Frequency	Efficiency . dB(dB)	Frequency	Gain . dB()
2400MHz	17%	2400MHz	-7.66564	2400MHz	-0.50
2410MHz	17%	2410MHz	-7.68688	2410MHz	-0.57
2420MHz	17%	2420MHz	-7.67979	2420MHz	-0.64
2430MHz	17%	2430MHz	-7.60394	2430MHz	-0.54
2440MHz	17%	2440MHz	-7.81661	2440MHz	-0.90
2450MHz	17%	2450MHz	-7.78019	2450MHz	-0.90
2460MHz	17%	2460MHz	-7.59359	2460MHz	-0.74
2470MHz	17%	2470MHz	-7.79186	2470MHz	-0.92
2480MHz	17%	2480MHz	-7.64102	2480MHz	-0.82
2490MHz	18%	2490MHz	-7.45835	2490MHz	-0.78
2500MHz	17%	2500MHz	-7.72746	2500MHz	-1.14



SatEnv hierarchy

Project

- [1] PRT
- [2] DRT
- [3] ART
- [4] Measurement setup
- [8] Macros
- [11] Project
- [12] Security
- [14] Import
- [15] Macros
- [16] folder
- [17] SH600
- [18] NF to FF transform
- [19] Q1Q2
- [24] Phi=0.00deg
- [25] Phi=0.00deg
- [26] Phi=90.00deg
- [27] Phi=90.00deg
- [33] NF to FF transform Maximum
- [34] NF to FF transform Maximum
- [35] NF to FF transform Maximum
- [28] NF to FF transform Expanded

ID view

- SH600
- NF to FF transform Maximum
- NF to FF transform Maximum
- NF to FF transform Maximum
- Maximum

Click here to add a comment!