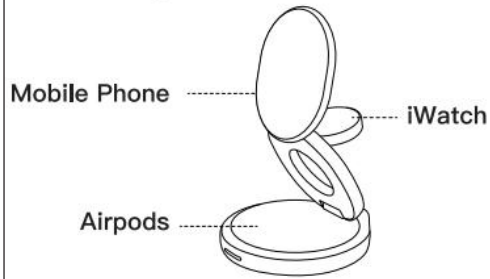
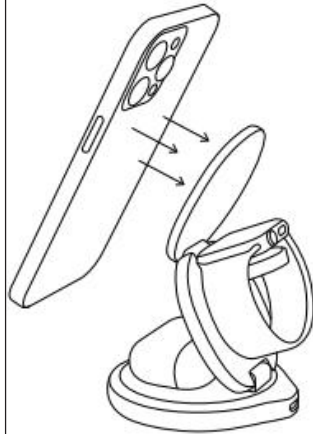


Size:84.3mm*75mm*26.6mm

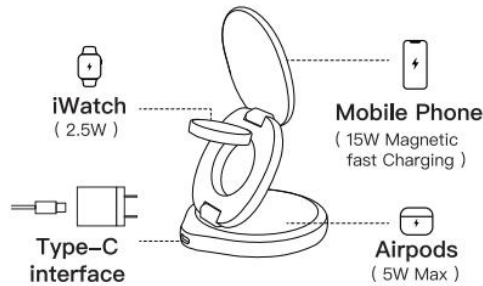
User Manual



Charging Stand



Type-C Interface



Product Parameter:

Product Name: Qi2 3 in 1 Foldable wireless charger
Material: Zinc Alloy+PC+ ABS
Dimension: 84.3mm*75mm*26.6mm
Interface: USB C
Input: DC12V 3A, 15V 2.33A
Mobile phone output: 5W, 7.5W, 10W, 15W
Apple watch output: 2.5W
AirPods output: 5W
Compatible with PD 35W charger or above.

Steps for Usage:

1. Connect USB Cable to Power Adapter: Plug the USB end of the cable into a PD power adapter.
2. Connect USB-C to Wireless Charger: Insert the USB-C end of the cable into the charging port of the Qi Wireless Charger.
3. Place Your Qi-Enabled Device on the Pad: Position your device centrally on the pad to begin charging. The charging icon will appear at the top of your device's screen.

FCC Statement:

This device complies with Part 15 of the FCC Rules. Operation is subject to the following two conditions:

1. This device may not cause harmful interference, and
2. This device must accept any interference received, including interference that may cause undesired operation.

*Warning: Any changes or modifications not expressly approved by the party responsible for compliance could void the user's authority to operate this equipment.

**Note: This equipment has been tested and found to comply with the limits for a Class B digital device, pursuant to Part 15 of the FCC Rules. These limits are designed to provide reasonable protection against harmful interference in a residential installation.

This equipment generates, uses, and can radiate radio frequency energy and, if not installed and used in accordance with the instructions, may cause harmful interference to radio communications. However, there is no guarantee that interference will not occur in a particular installation.

If this equipment does cause harmful interference to radio or television reception, which can be determined by turning the equipment off and on, the user is encouraged to try to correct the interference by one or more of the following measures:

1. Reorient or relocate the receiving antenna.
2. Increase the separation between the equipment and receiver.
3. Connect the equipment to an outlet on a circuit different from that to which the receiver is connected.
4. Consult the dealer or an experienced radio/TV technician for help.

FCC Radiation Exposure Statement:

This equipment complies with FCC radiation exposure limits set forth for an uncontrolled environment. It should be installed and operated with minimum distance 20 cm between the radiator and your body.

Packaging accessories:

Qi2 wireless charge stand *1
USB-C charging cable *1
User manual *1