

# Testing Report

Customer Name: GUANGZHOU RANTION TECHNOLOGY  
CO., LTD.


Product Name: ELECTRONIC DRUM

Sample Model: TSM7-1000

Reference Standard: *GB/T 9410-2008; ANSI/IEEE Std 149-2021*

Issue Date: 2023.11.30

Engineer: Zkmis	Date: 2023.11.30
Auditor: Eason	Date: 2023.11.30
Approver: Aason	Date: 2023.11.30



### Version

Version No.	Date	Description	Formulate	Approval
A0	2023.11.30	For the first time, formulate	Zkris	Eason

### Contents

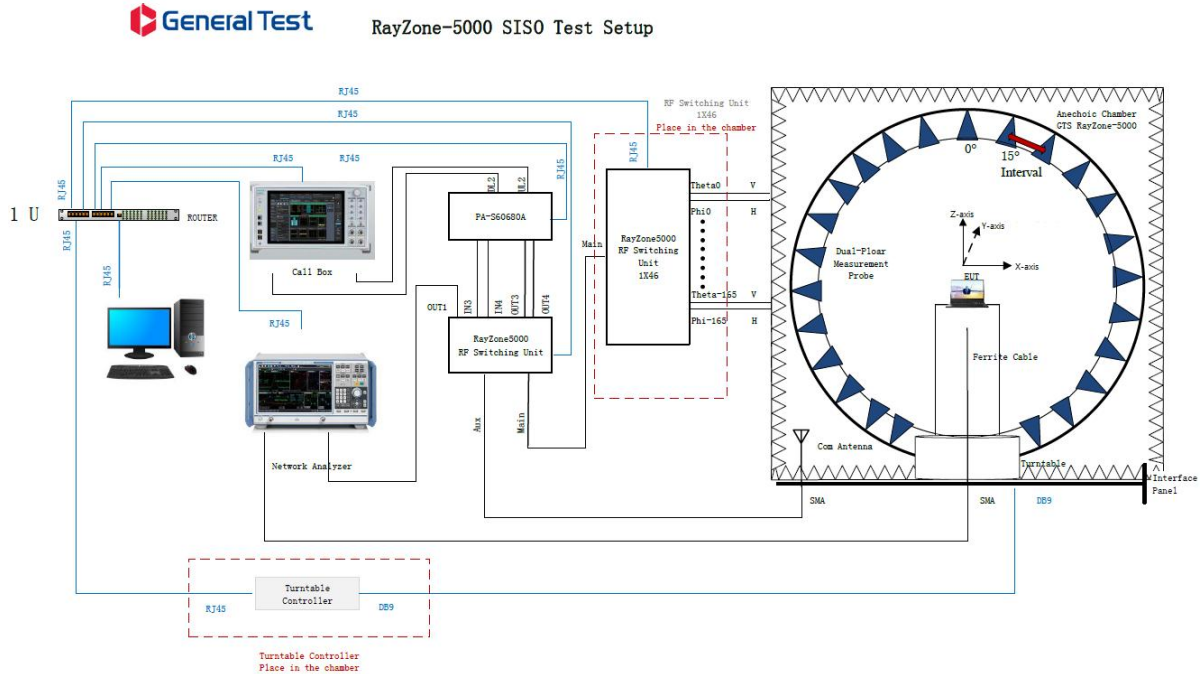
- 1.General Information ..... 3
  - 1.1 General information of testing institutions ..... 3
  - 1.2 Testing principle ..... 3
  - 1.3 Test equipment ..... 4
  - 1.4 Test environment ..... 4
  - 1.5 Statement ..... 4
- 2.Sample Information ..... 5
  - 2.1 Client information ..... 5
  - 2.2 Description of EUT(S) ..... 5
  - 2.3 EUT appearance ..... 6
  - 2.4 EUT setup photo of free space OTA testing ..... 6
- 3.Test Results ..... 7
  - 3.1 Test standard ..... 7
  - 3.2 Test uncertainty ..... 7
  - 3.3 Test data ..... 8
    - 3.3.1 VSWR parameters ..... 8
    - 3.3.2 VSWR data ..... 8
    - 3.3.3 Typical free space efficiency and gain ..... 8
    - 3.3.4 Typical free space radiation pattern ..... 9
  - (The following is blank) ..... 10

# 1.General Information

## 1.1 General information of testing institutions

<b>Name</b>	Shenzhen RFI-LAB Communication Technology Co., Ltd.
<b>Address</b>	103 Building 1 Tingwei Industrial Park, No.6, Liufang Road, Zone 67Xingdong, Xin'an Subdistrict, Bao'an District, Shenzhen, Guangdong, China
<b>Tel</b>	13682621346
<b>E-mail</b>	rfi-lab@tech-now.com
<b>Equipment</b>	All the equipment used in the report is fixed in 103 Building 1 Tingwei Industrial Park, No.6, Liufang Road, Zone 67Xingdong, Xin'an Subdistrict, Bao'an District, Shenzhen, Guangdong, China

## 1.2 Testing principle



### 1.3 Test equipment

Equipment	Model No.	Serial No.	Manufacturer	Calibration date	Next calibration date
OTA Test System	RayZone-5000	RFI-LAB-RF-D00	GTS	2023.3.14	2025.3.13
Network Analyzer	E5071C	RFI-LAB-RF-D01	KEYSIGHT	2023.5.11	2024.5.10
Network Analyzer	E5071C	RFI-LAB-RF-C02	KEYSIGHT	2023.5.11	2024.5.10

### 1.4 Test environment

Temperature	23.7°C
Humidity	58%RH
Pressure	100.24kPa

### 1.5 Statement

- (1) The test results in the report are only applicable to the tested samples and the tested samples work under the environment described in the report.
- (2) Only Shenzhen RFI-LAB Communication Technology Co., Ltd. have the right to modify the report, and the modification information shall be annotated in the revision form.
- (3) Any objection to this report shall be raised within 30 days after formal confirmation of the report.
- (4) This report is invalid if there is any evidence that the sample information provided is falsified.
- (5) The report is invalid without the signature of the auditor and approver.

## 2. Sample Information


### 2.1 Client information

<b>Name</b>	GUANGZHOU RANTION TECHNOLOGY CO., LTD.
<b>Address</b>	Room 7002 and 7003,7th Floor,Digital Entertainment Industrial Park, Greater Bay Area, No. 28 Huangpu Park West Road, Huangpu District, Guangzhou, China.
<b>Contacts</b>	/
<b>Tel</b>	/
<b>E-mail</b>	/
<b>Manufacturer</b>	/

### 2.2 Description of EUT(S)


<b>Product Name</b>	ELECTRONIC DRUM
<b>Sample Model</b>	TSM7-1000
<b>Antenna Size</b>	/
<b>Serial No.</b>	/
<b>Antenna Type</b>	PCB Antenna
<b>Test Item</b>	VSWR; Antenna gain; Efficiency; Radiation pattern
<b>Frequency Range</b>	2400-2500MHz
<b>Received Date</b>	2023.11.30
<b>Test Date</b>	2023.11.30
<b>Remark</b>	/

### 2.3 EUT appearance

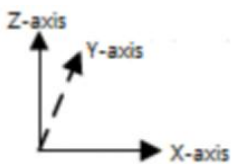



### 2.4 EUT setup photo of free space OTA testing

Platform



Front view



## 3. Test Results

### 3.1 Test standard

Name	Parameter	Method	Standard no.
Mobile communication antenna	Antenna gain	Generic specification for antennas used in the mobile communications	GB/T 9410-2008
	Radiation pattern		
	VSWR		
Antenna	Radiation efficiency	IEEE Standard Test Procedures for Antennas	ANSI/IEEE Std 149-2021
	Gain and directivity		

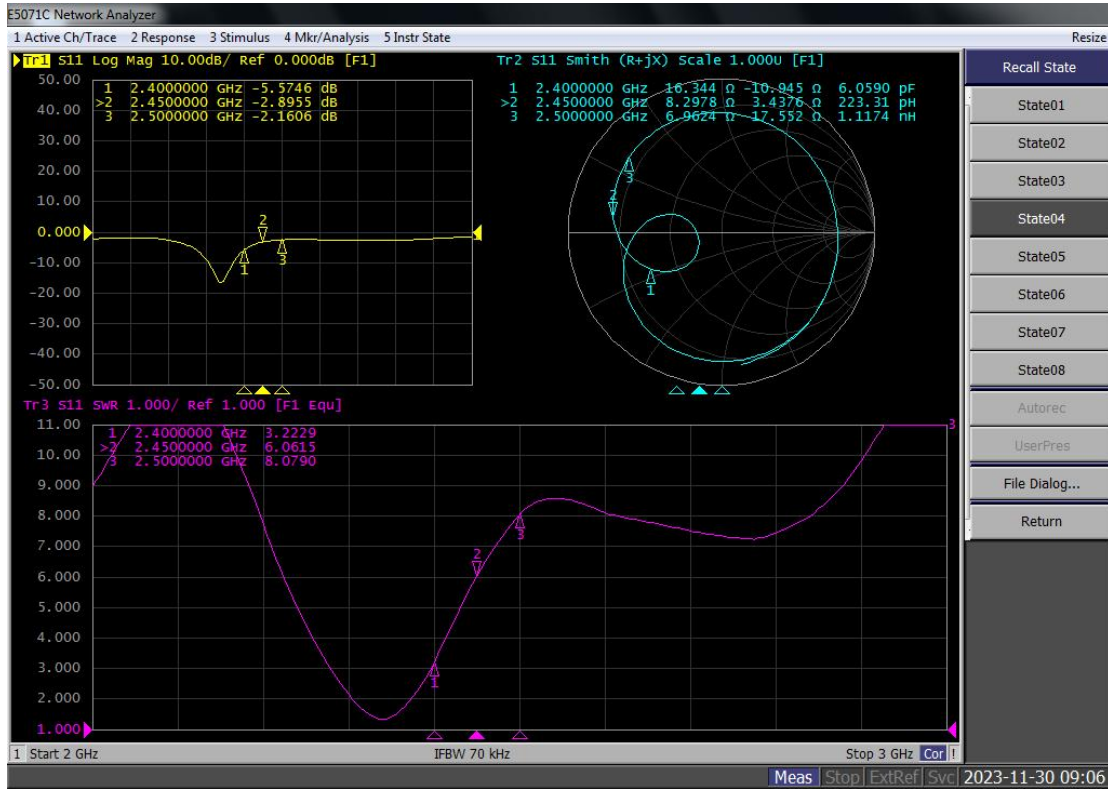
### 3.2 Test uncertainty

The uncertainty was calculated on the basis of the GUM published by ISO, using the inclusion factor of  $K=2$  and the 95% confidence level to express the extended uncertainty.

Item	Uncertainty
VSWR	$\pm 0.3$
Antenna gain	$\pm 0.72\text{dB}$
Radiation efficiency	$\pm 0.72\text{dB}$

### 3.3 Test data

#### 3.3.1 VSWR parameters



#### 3.3.2 VSWR data

Frequency/MHz	2400	2450	2500
VSWR	3.2229	6.0615	8.0790

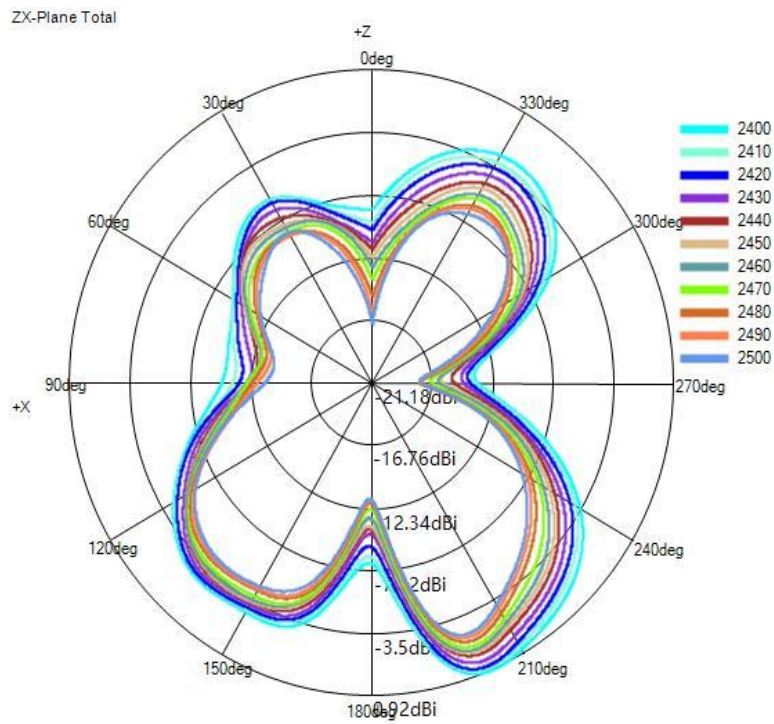
#### 3.3.3 Typical free space efficiency and gain

Frequency/MHz	2400	2410	2420	2430	2440	2450	2460	2470	2480	2490	2500
Peak Gain/dBi	0.59	0.29	0.01	-0.48	-1.01	-1.35	-1.51	-1.72	-2.20	-2.60	-2.86
Efficiency/%	30.24	27.86	26.06	23.12	20.80	19.47	18.32	16.89	15.16	14.22	13.43

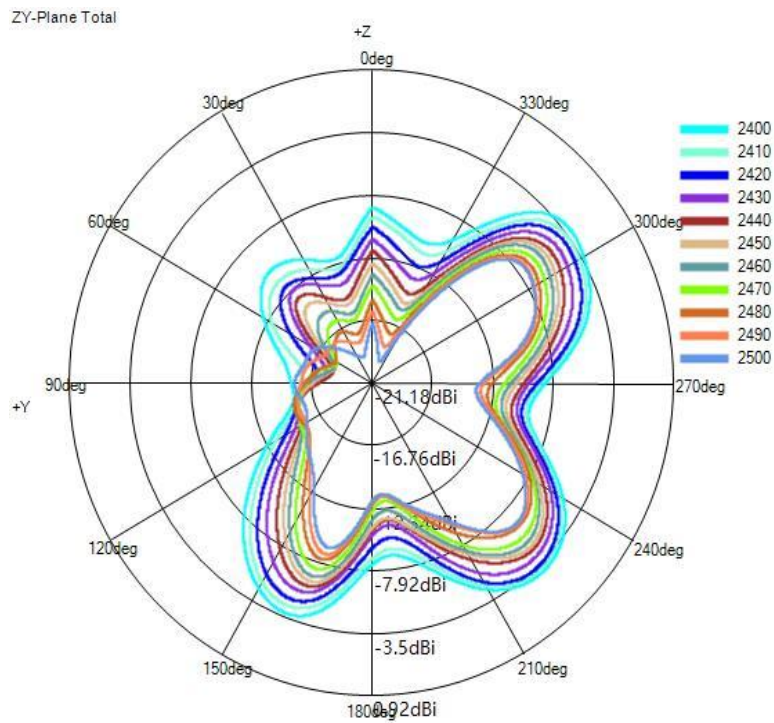


### 3.3.4 Typical free space radiation pattern

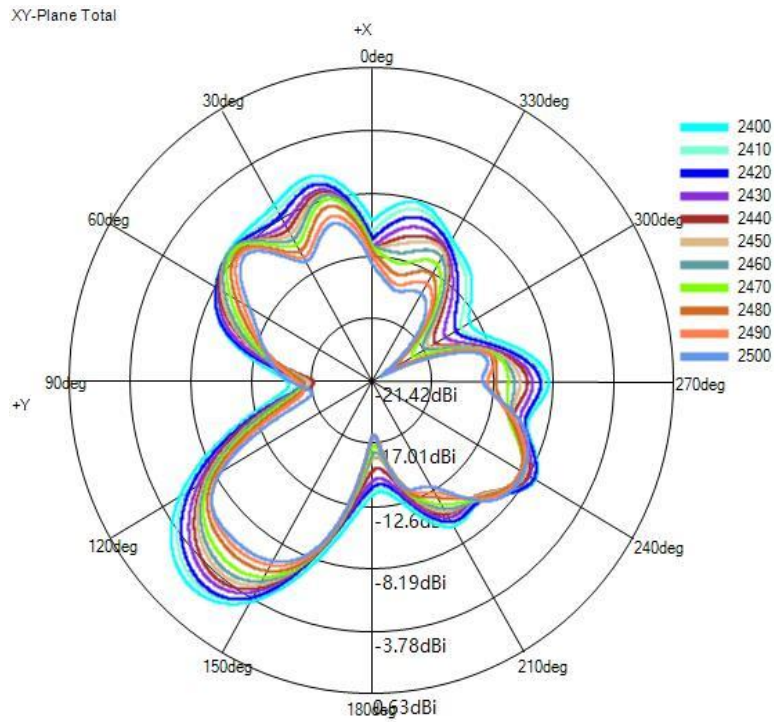
(1) X-Z Plane(unit:dBi):



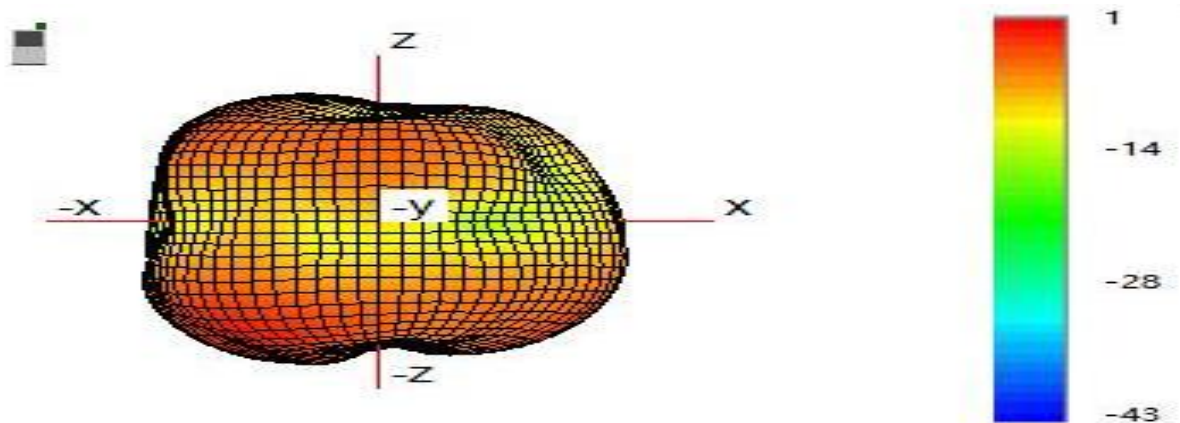
(2) Y-Z Plane(unit:dBi):



(3) X-Y Plane(unit:dBi):



(4) Typical Free Space 3D Radiation Pattern at 2.4GHz(unit:dBi):



End

(The following is blank)