



Test setup photo of EUT

1. Photos of Operating Mode




Model name: NMOK-300W

2. Photo of Radiated Spurious Emission Test (9 kHz ~ 30 MHz)




3. Photo of Radiated Spurious Emission Test (30 MHz ~ 1 000 MHz)



Model name: NMOK-300W

4. Photos of MPE Test



Model name: NMOK-300W

Point A



Point B



Model name: NMOK-300W

Point C




Point D



Model name: NMOK-300W

Point E



Point A to B




Model name: NMOK-300W

Point B to C




Point C to D




Model name: NMOK-300W

Point D to A




Point A to E



Model name: NMOK-300W

Point B to E




Point C to E



Model name: NMOK-300W

Point D to E



Model name: NEMO-300W