

Appendix C

RF Test Data for 2.4G WIFI (Conducted Measurement)

Product Name: Tablet PC

Trade Mark: ASIUR

Test Model: ASIUR-101

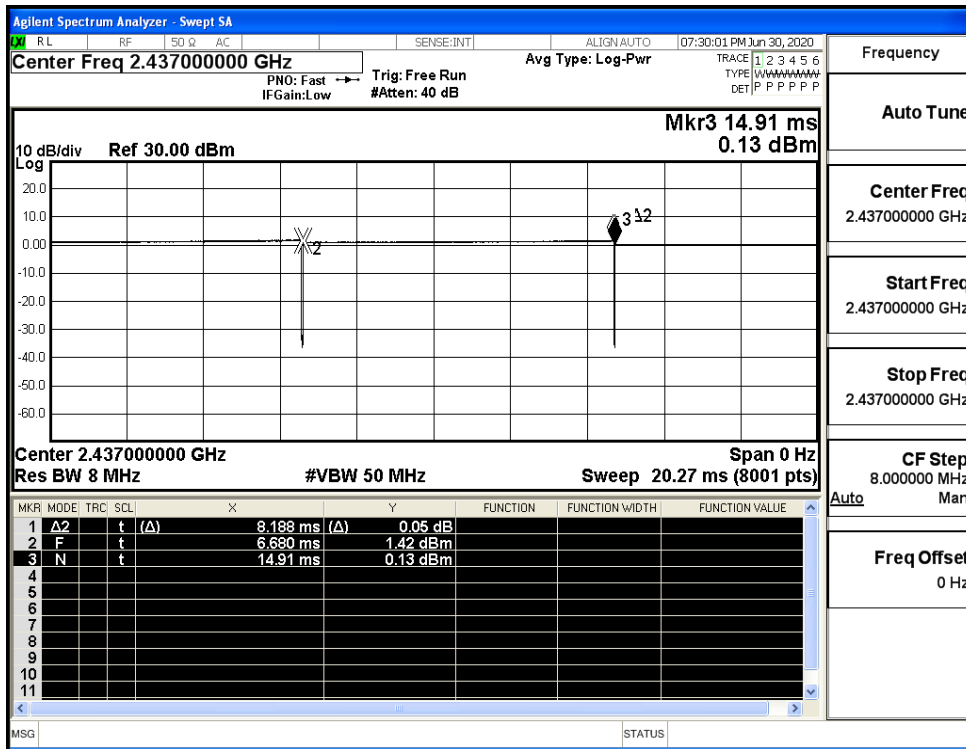
Environmental Conditions

Temperature:	24.1 ° C
Relative Humidity:	53.8%
ATM Pressure:	100.0 kPa
Test Engineer:	Qu Xin
Supervised by:	Li Huan

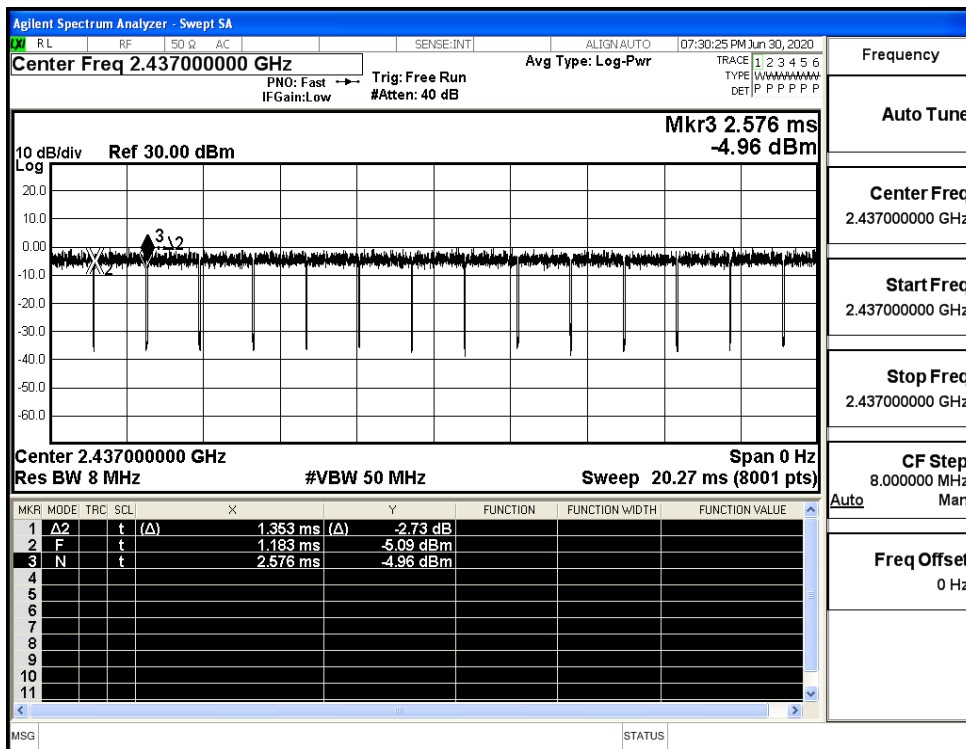
C.1 Duty Cycle

Test Mode	Test Channel	Ant	Duty Cycle[%]	Verdict
11B	2437	Ant1	99.48	PASS
11G	2437	Ant1	97.09	PASS
11N20SISO	2437	Ant1	96.9	PASS

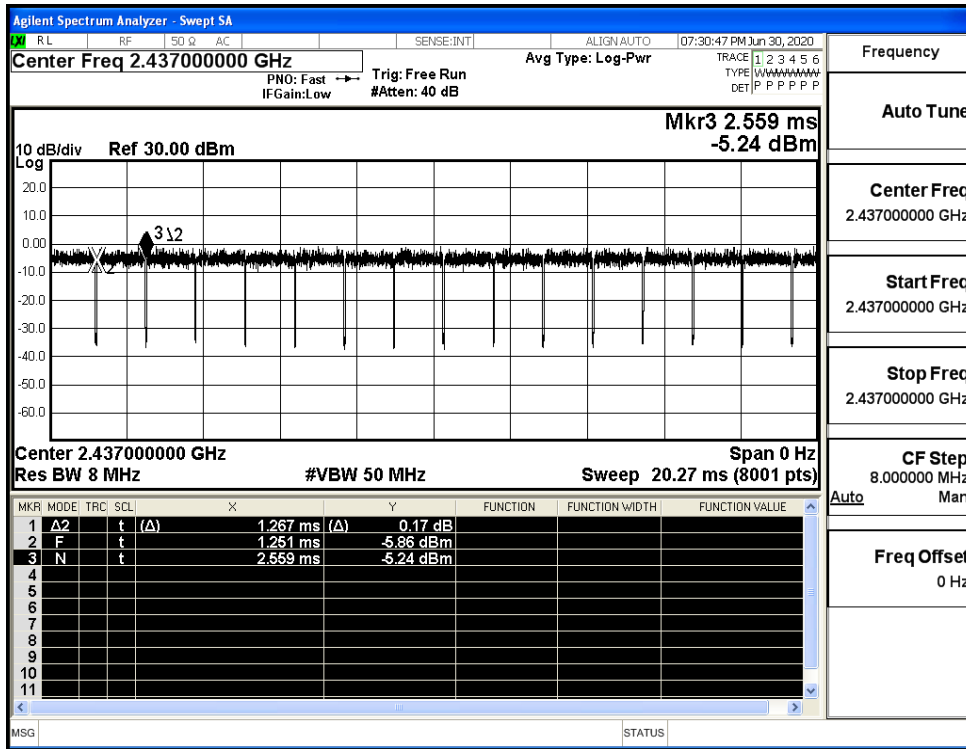
Duty Cycle_11B_2437_Ant1



Duty Cycle_11G_2437_Ant1



Duty Cycle_11N20SISO_2437_Ant1

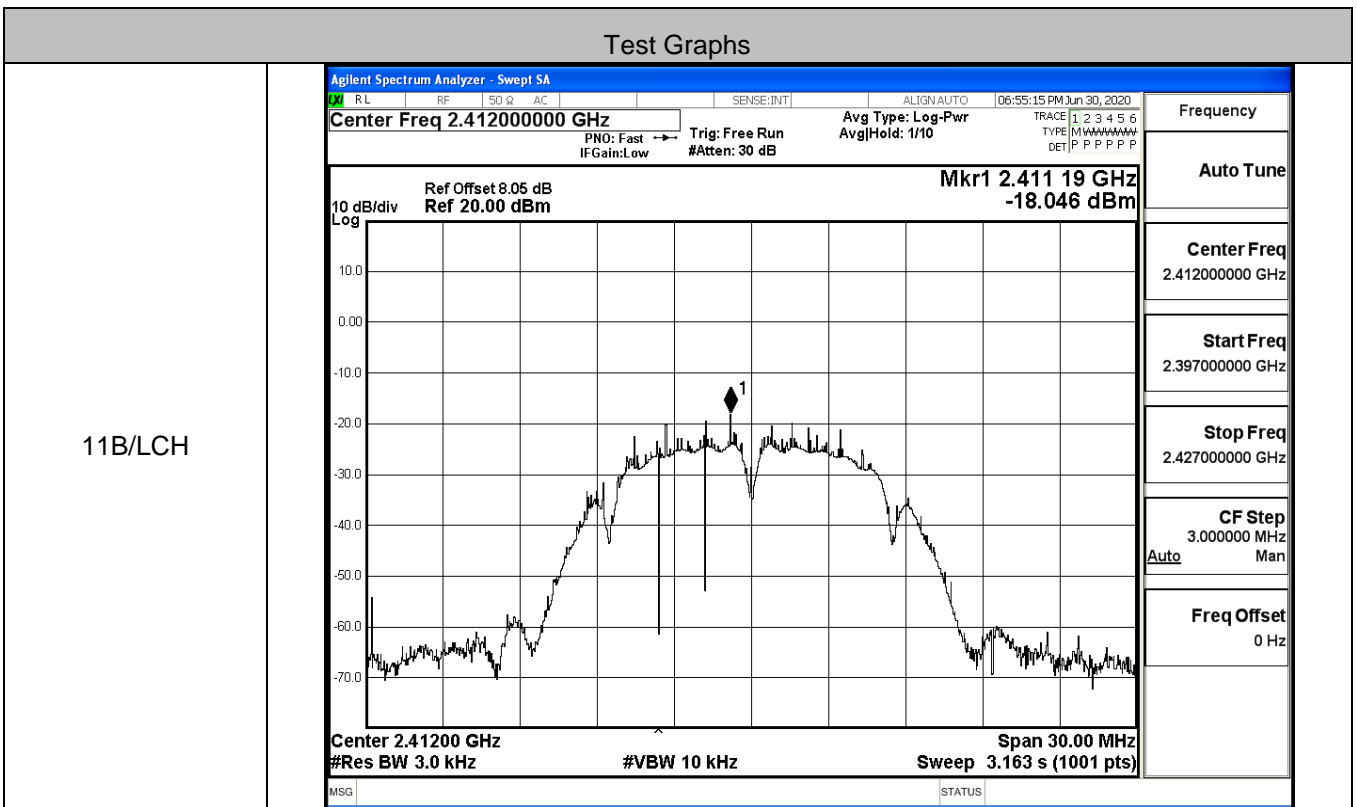


C.2 Maximum Conducted Output Power

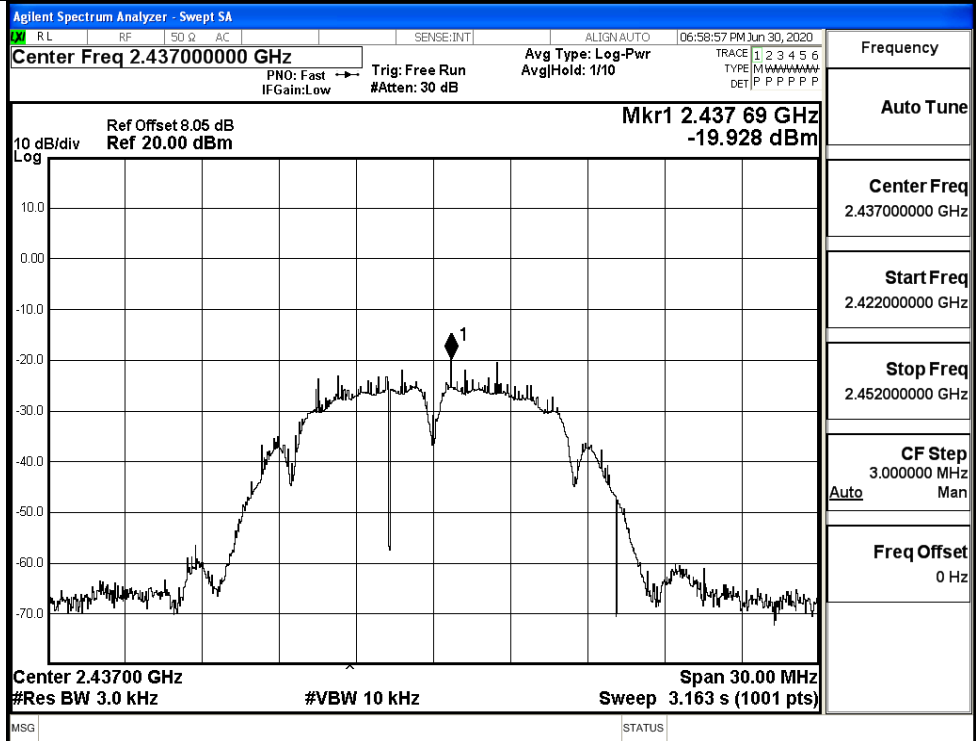
Mode	Channel	Meas.Level [dBm]	Limit [dBm]	Verdict
11B	LCH	8.83	30	PASS
	MCH	8.58	30	PASS
	HCH	8.16	30	PASS
11G	LCH	9.10	30	PASS
	MCH	8.80	30	PASS
	HCH	8.12	30	PASS
11N20SISO	LCH	8.57	30	PASS
	MCH	8.22	30	PASS
	HCH	8.79	30	PASS

C.3 Maximum Power Spectral Density

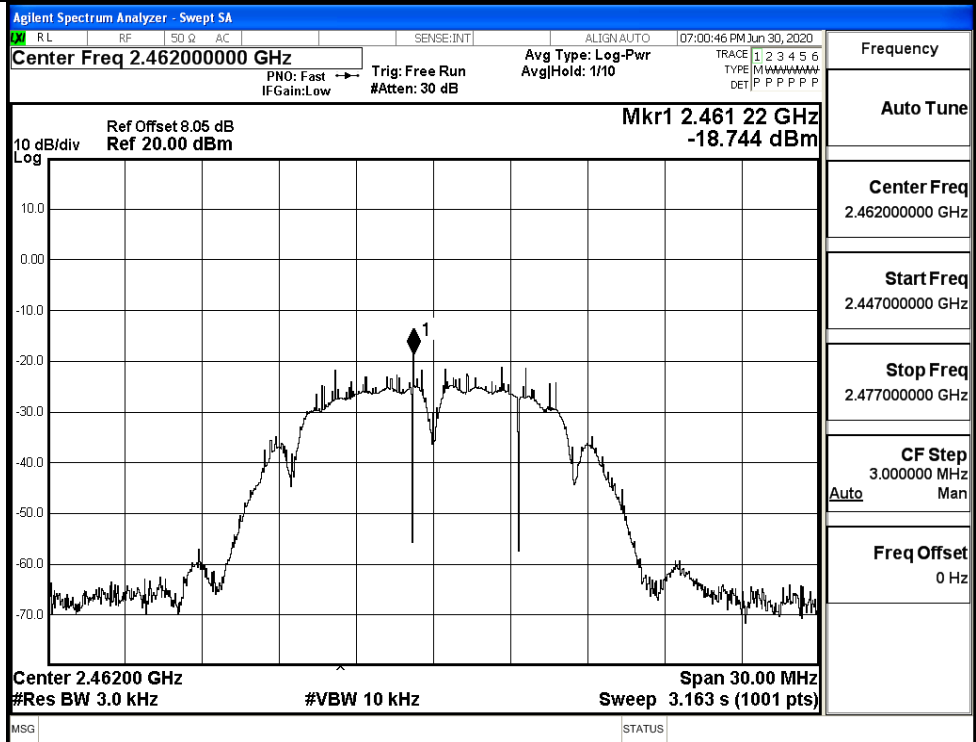
Mode	Channel	Meas.Level [dBm/3KHz]	Limit [dBm/3KHz]	Verdict
11B	LCH	-18.046	8	PASS
	MCH	-19.928	8	PASS
	HCH	-18.744	8	PASS
11G	LCH	-26.698	8	PASS
	MCH	-25.936	8	PASS
	HCH	-27.903	8	PASS
11N20SISO	LCH	-27.098	8	PASS
	MCH	-27.660	8	PASS
	HCH	-28.050	8	PASS



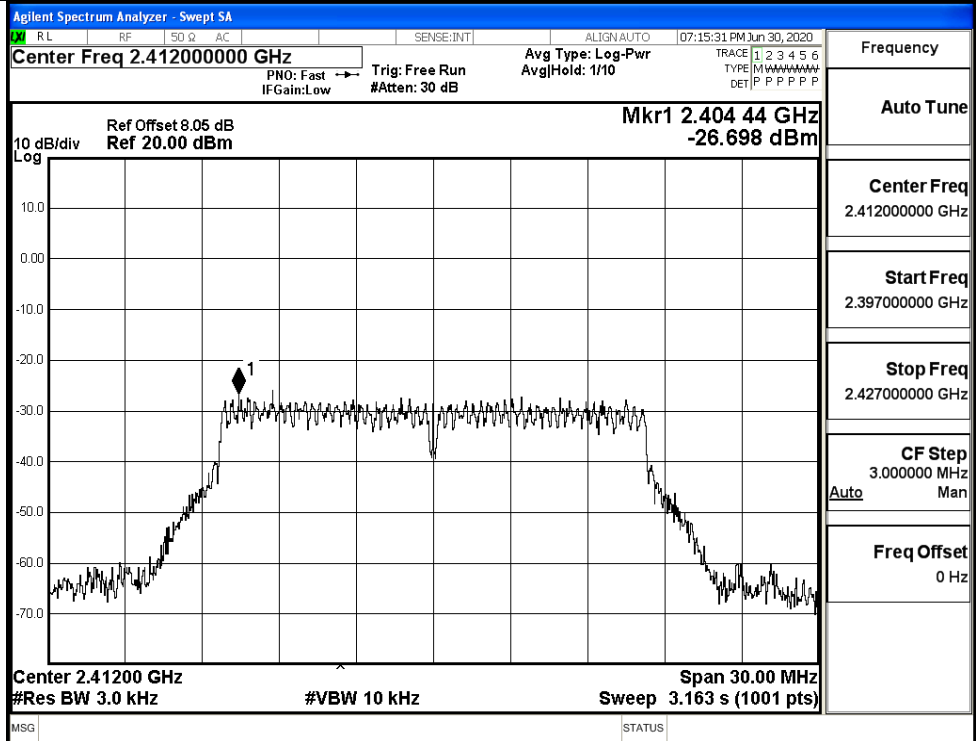
11B/MCH



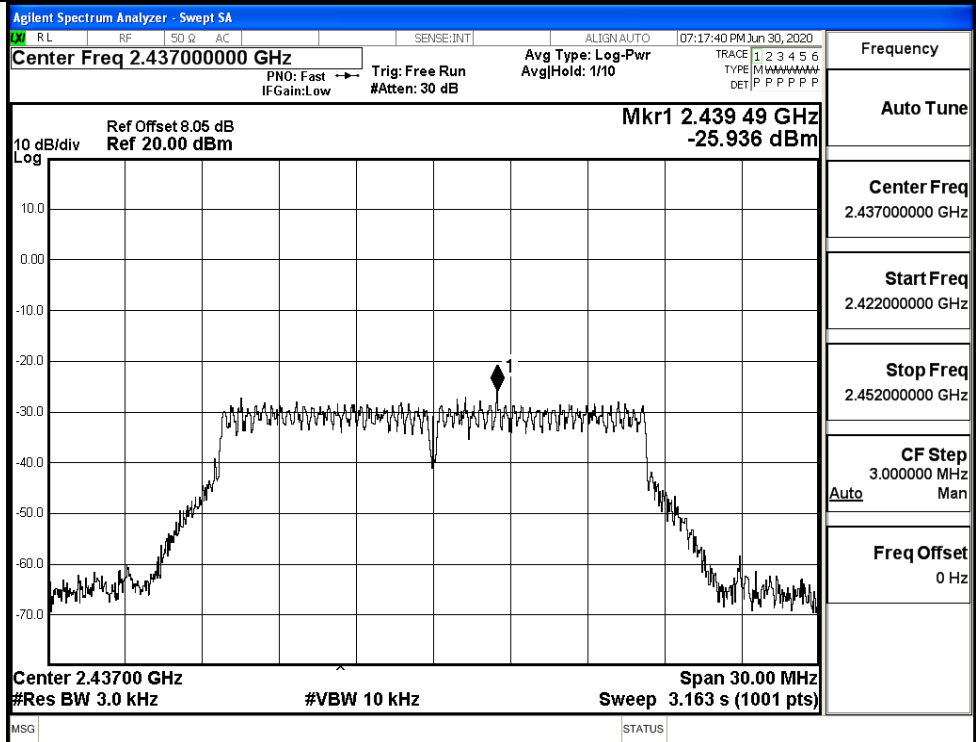
11B/HCH



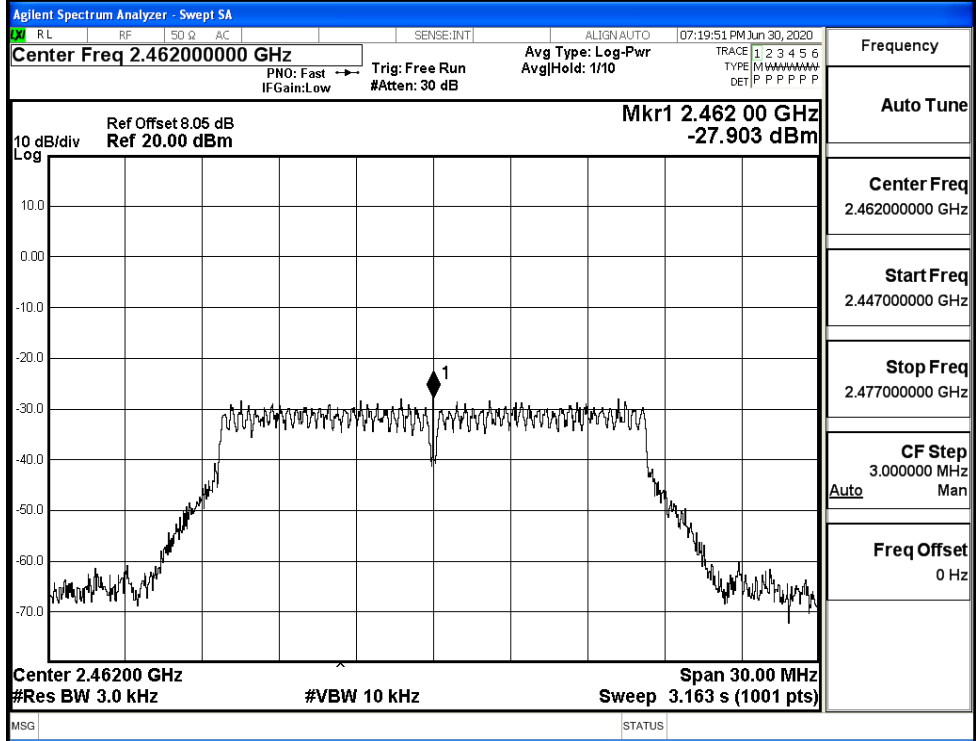
11G/LCH



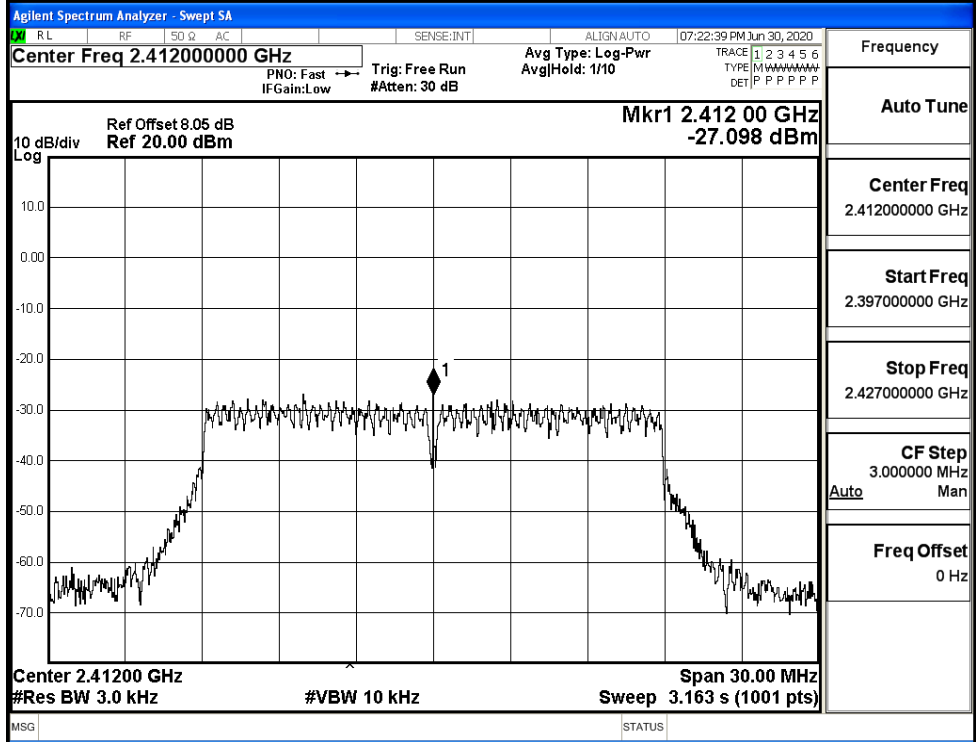
11G/MCH



11G/HCH



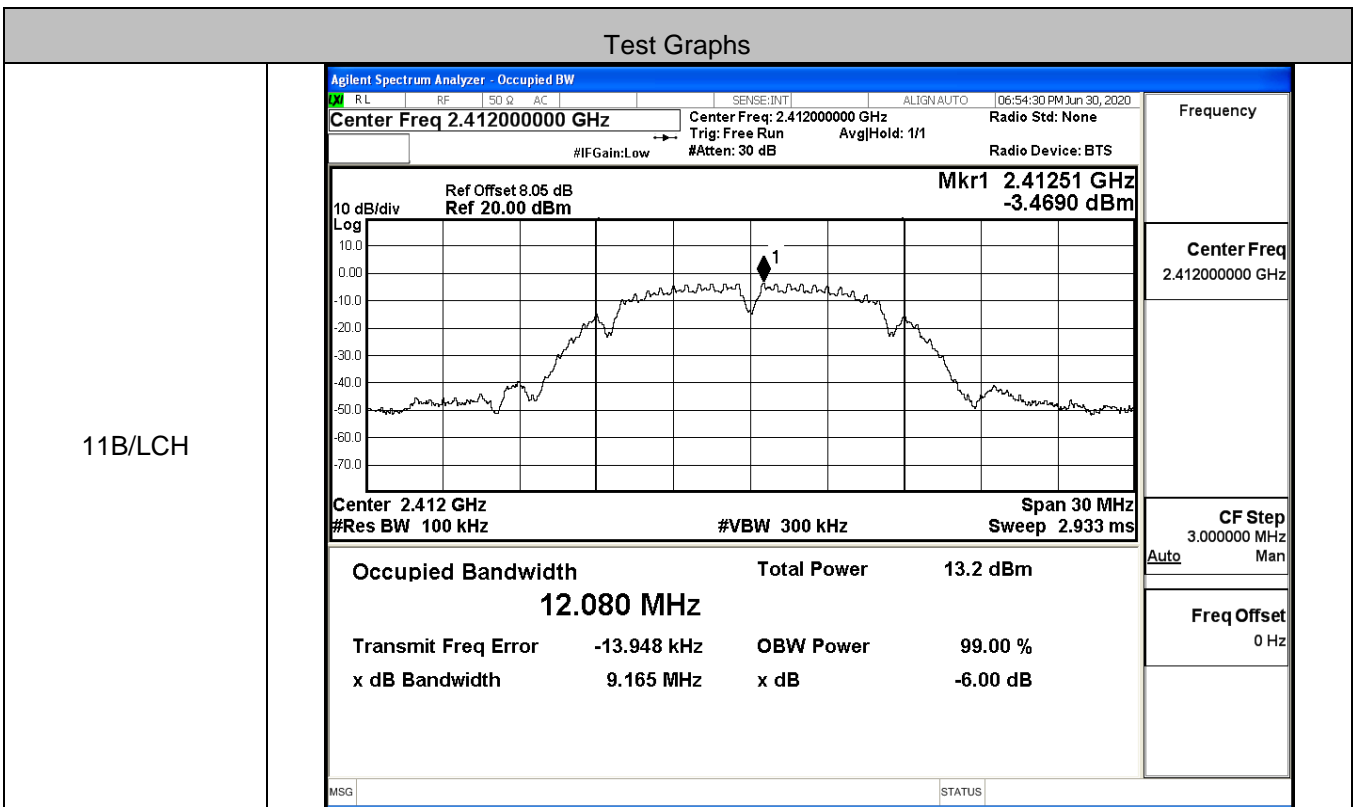
11N20SISO/LCH



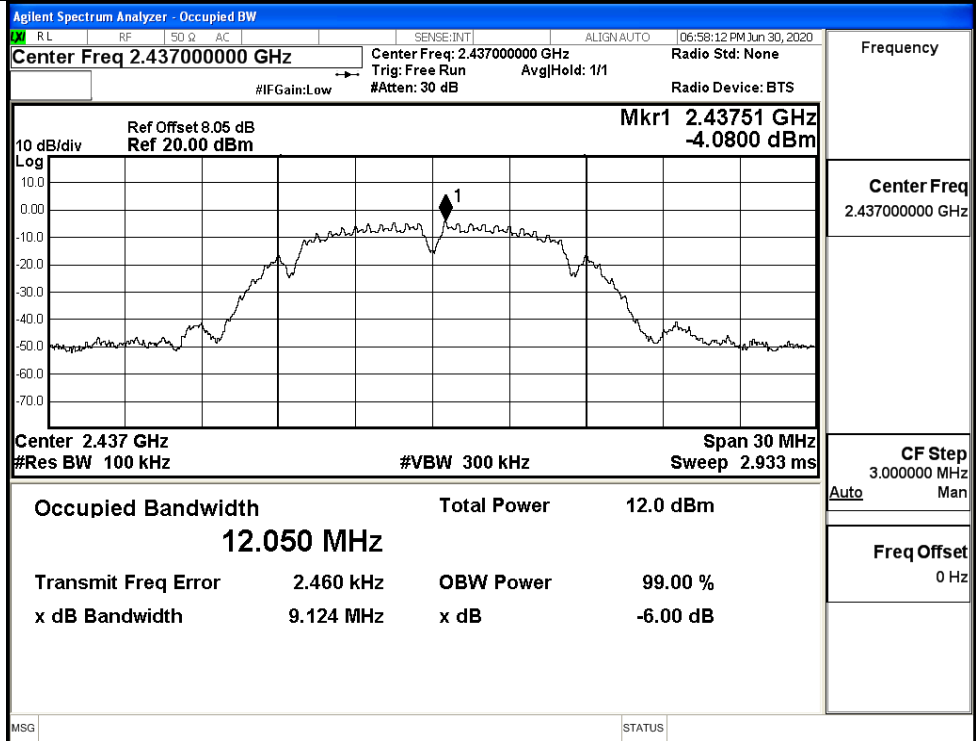
<p>11N20SISO/MCH</p>	<p>Agilent Spectrum Analyzer - Swept SA</p> <p>Center Freq 2.43700000 GHz</p> <p>Ref Offset 8.05 dB Ref 20.00 dBm</p> <p>Mkr1 2.43106 GHz -27.660 dBm</p> <p>10 dB/div Log</p> <p>Center 2.43700 GHz #Res BW 3.0 kHz #VBW 10 kHz Sweep 3.163 s (1001 pts)</p>	<p>Frequency</p> <p>Auto Tune</p> <p>Center Freq 2.43700000 GHz</p> <p>Start Freq 2.422000000 GHz</p> <p>Stop Freq 2.452000000 GHz</p> <p>CF Step 3.000000 MHz Auto Man</p> <p>Freq Offset 0 Hz</p>
<p>11N20SISO/HCH</p>	<p>Agilent Spectrum Analyzer - Swept SA</p> <p>Center Freq 2.46200000 GHz</p> <p>Ref Offset 8.05 dB Ref 20.00 dBm</p> <p>Mkr1 2.46449 GHz -28.050 dBm</p> <p>10 dB/div Log</p> <p>Center 2.46200 GHz #Res BW 3.0 kHz #VBW 10 kHz Sweep 3.163 s (1001 pts)</p>	<p>Frequency</p> <p>Auto Tune</p> <p>Center Freq 2.46200000 GHz</p> <p>Start Freq 2.447000000 GHz</p> <p>Stop Freq 2.477000000 GHz</p> <p>CF Step 3.000000 MHz Auto Man</p> <p>Freq Offset 0 Hz</p>

C.4 6dB Bandwidth

Mode	Channel	6dB Bandwidth [MHz]	Limit [MHz]	Verdict
11B	LCH	9.165	≥0.5	PASS
	MCH	9.124	≥0.5	PASS
	HCH	9.594	≥0.5	PASS
11G	LCH	16.41	≥0.5	PASS
	MCH	16.40	≥0.5	PASS
	HCH	16.40	≥0.5	PASS
11N20SISO	LCH	17.61	≥0.5	PASS
	MCH	17.62	≥0.5	PASS
	HCH	17.60	≥0.5	PASS

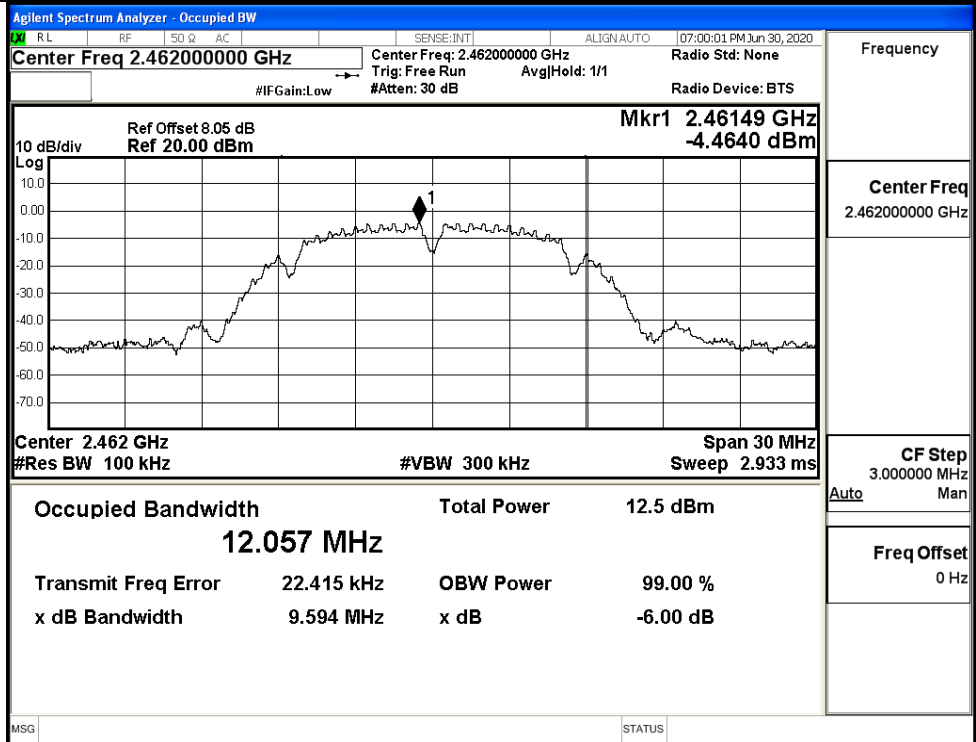


11B/MCH



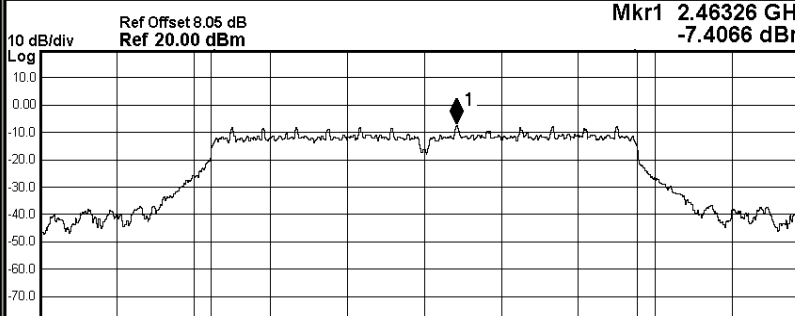
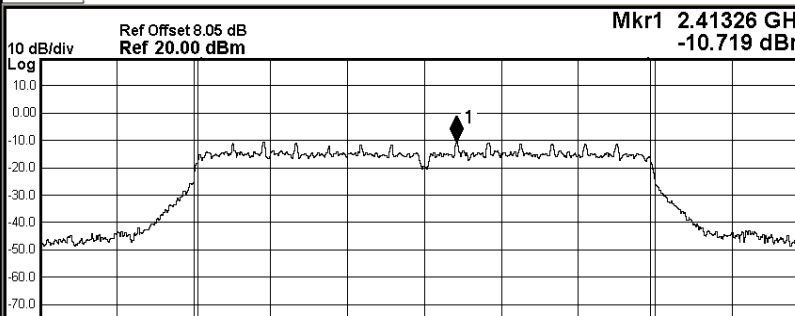
Frequency	2.43700000 GHz
Center Freq	2.43700000 GHz
CF Step	3.000000 MHz
Auto	Man
Freq Offset	0 Hz

11B/HCH



Frequency	2.46200000 GHz
Center Freq	2.46200000 GHz
CF Step	3.000000 MHz
Auto	Man
Freq Offset	0 Hz

<p>11G/LCH</p>	<p>Agilent Spectrum Analyzer - Occupied BW</p> <p>Center Freq 2.41200000 GHz</p> <p>Center Freq: 2.41200000 GHz Trig: Free Run #IFGain: Low #Atten: 30 dB</p> <p>Radio Std: None Radio Device: BTS</p> <p>10 dB/div Ref Offset 8.05 dB Ref 20.00 dBm</p> <p>Mkr1 2.40573 GHz -8.5570 dBm</p> <p>Center 2.412 GHz #Res BW 100 kHz #VBW 300 kHz Span 30 MHz Sweep 2.933 ms</p> <p>Occupied Bandwidth 16.582 MHz Total Power 9.51 dBm</p> <p>Transmit Freq Error -32.105 kHz OBW Power 99.00 % x dB Bandwidth 16.41 MHz x dB -6.00 dB</p> <p>MSG STATUS</p>	<p>Frequency</p> <p>Center Freq 2.41200000 GHz</p> <p>CF Step 3.000000 MHz Auto Man</p> <p>Freq Offset 0 Hz</p>
<p>11G/MCH</p>	<p>Agilent Spectrum Analyzer - Occupied BW</p> <p>Center Freq 2.43700000 GHz</p> <p>Center Freq: 2.43700000 GHz Trig: Free Run #IFGain: Low #Atten: 30 dB</p> <p>Radio Std: None Radio Device: BTS</p> <p>10 dB/div Ref Offset 8.05 dB Ref 20.00 dBm</p> <p>Mkr1 2.43949 GHz -7.0070 dBm</p> <p>Center 2.437 GHz #Res BW 100 kHz #VBW 300 kHz Span 30 MHz Sweep 2.933 ms</p> <p>Occupied Bandwidth 16.567 MHz Total Power 11.2 dBm</p> <p>Transmit Freq Error -17.861 kHz OBW Power 99.00 % x dB Bandwidth 16.40 MHz x dB -6.00 dB</p> <p>MSG STATUS</p>	<p>Frequency</p> <p>Center Freq 2.43700000 GHz</p> <p>CF Step 3.000000 MHz Auto Man</p> <p>Freq Offset 0 Hz</p>

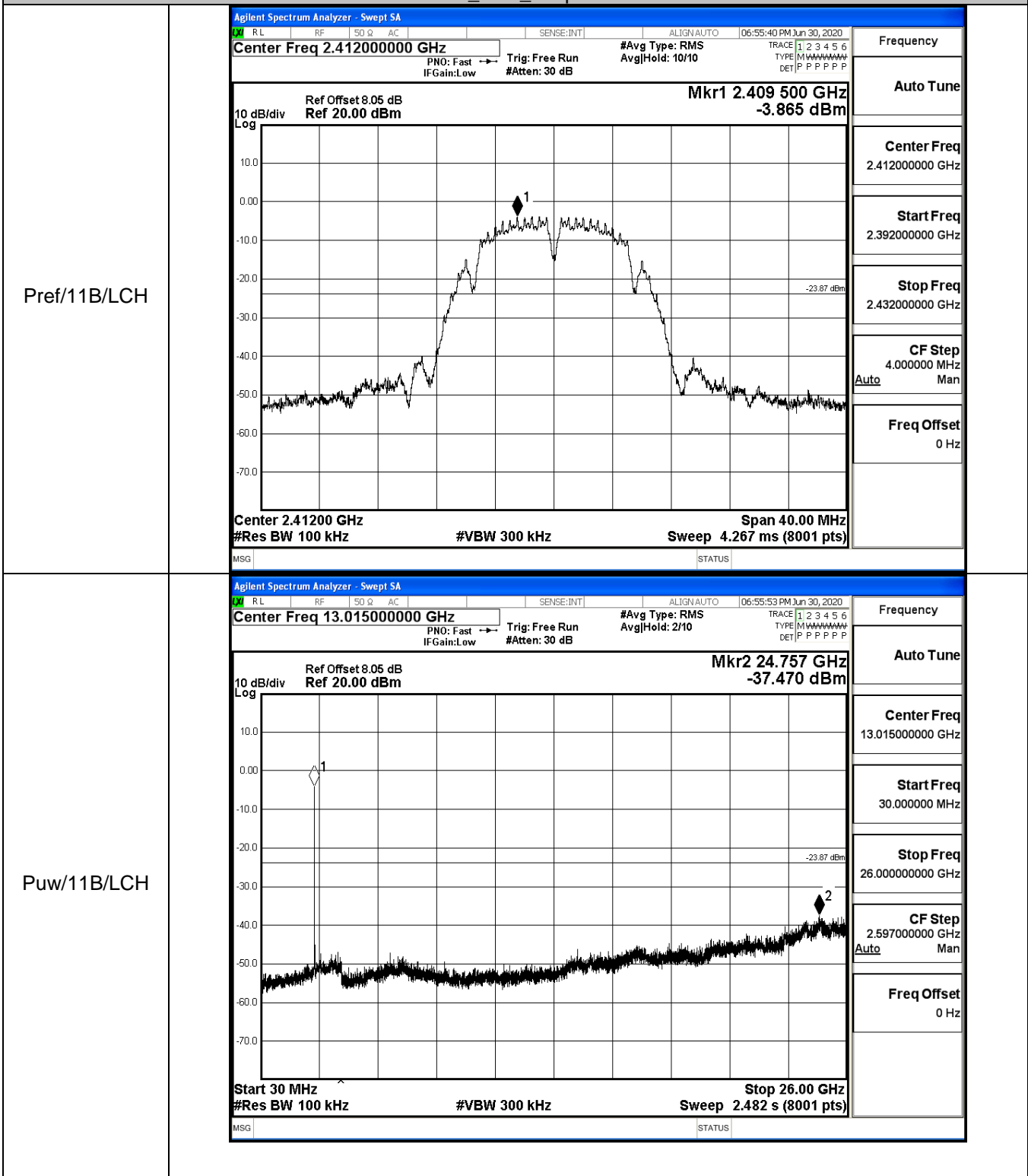
<p>11G/HCH</p>	<p>Agilent Spectrum Analyzer - Occupied BW</p> <p>RL RF 50 Ω AC SENSE:INT ALIGN AUTO 07:10:16 PM Jun 30, 2020</p> <p>Center Freq 2.46200000 GHz Center Freq: 2.462000000 GHz Radio Std: None Trig: Free Run Avg Hold: 1/1 #IFGain:Low #Atten: 30 dB Radio Device: BTS</p> <p>10 dB/div Ref Offset 8.05 dB Mkr1 2.46326 GHz Ref 20.00 dBm -7.4066 dBm</p>  <p>Center 2.462 GHz Span 30 MHz #Res BW 100 kHz #VBW 300 kHz Sweep 2.933 ms</p> <p>Occupied Bandwidth Total Power 10.5 dBm 16.561 MHz</p> <p>Transmit Freq Error -3.854 kHz OBW Power 99.00 % x dB Bandwidth 16.40 MHz x dB -6.00 dB</p> <p>MSG STATUS</p>	<p>Frequency</p> <p>Center Freq 2.46200000 GHz</p> <p>CF Step 3.000000 MHz Auto Man</p> <p>Freq Offset 0 Hz</p>
<p>11N20SISO/LCH</p>	<p>Agilent Spectrum Analyzer - Occupied BW</p> <p>RL RF 50 Ω AC SENSE:INT ALIGN AUTO 07:21:54 PM Jun 30, 2020</p> <p>Center Freq 2.41200000 GHz Center Freq: 2.412000000 GHz Radio Std: None Trig: Free Run Avg Hold: >1/1 #IFGain:Low #Atten: 30 dB Radio Device: BTS</p> <p>10 dB/div Ref Offset 8.05 dB Mkr1 2.41326 GHz Ref 20.00 dBm -10.719 dBm</p>  <p>Center 2.412 GHz Span 30 MHz #Res BW 100 kHz #VBW 300 kHz Sweep 2.933 ms</p> <p>Occupied Bandwidth Total Power 7.46 dBm 17.657 MHz</p> <p>Transmit Freq Error -9.875 kHz OBW Power 99.00 % x dB Bandwidth 17.61 MHz x dB -6.00 dB</p> <p>MSG STATUS</p>	<p>Frequency</p> <p>Center Freq 2.41200000 GHz</p> <p>CF Step 3.000000 MHz Auto Man</p> <p>Freq Offset 0 Hz</p>

<p>11N20SISO/MCH</p>	<p>Agilent Spectrum Analyzer - Occupied BW</p> <p>Center Freq 2.43700000 GHz</p> <p>Mkr1 2.43949 GHz</p> <p>Center 2.437 GHz #Res BW 100 kHz #VBW 300 kHz Span 30 MHz Sweep 2.933 ms</p> <p>Occupied Bandwidth 17.661 MHz Total Power 7.09 dBm</p> <p>Transmit Freq Error -19 Hz OBW Power 99.00 %</p> <p>x dB Bandwidth 17.62 MHz x dB -6.00 dB</p>	<p>Frequency</p> <p>Center Freq 2.43700000 GHz</p> <p>CF Step 3.000000 MHz</p> <p>Freq Offset 0 Hz</p>
<p>11N20SISO/HCH</p>	<p>Agilent Spectrum Analyzer - Occupied BW</p> <p>Center Freq 2.46200000 GHz</p> <p>Mkr1 2.46326 GHz</p> <p>Center 2.462 GHz #Res BW 100 kHz #VBW 300 kHz Span 30 MHz Sweep 2.933 ms</p> <p>Occupied Bandwidth 17.653 MHz Total Power 6.73 dBm</p> <p>Transmit Freq Error 12.133 kHz OBW Power 99.00 %</p> <p>x dB Bandwidth 17.60 MHz x dB -6.00 dB</p>	<p>Frequency</p> <p>Center Freq 2.46200000 GHz</p> <p>CF Step 3.000000 MHz</p> <p>Freq Offset 0 Hz</p>

C.5 RF Conducted Spurious Emissions

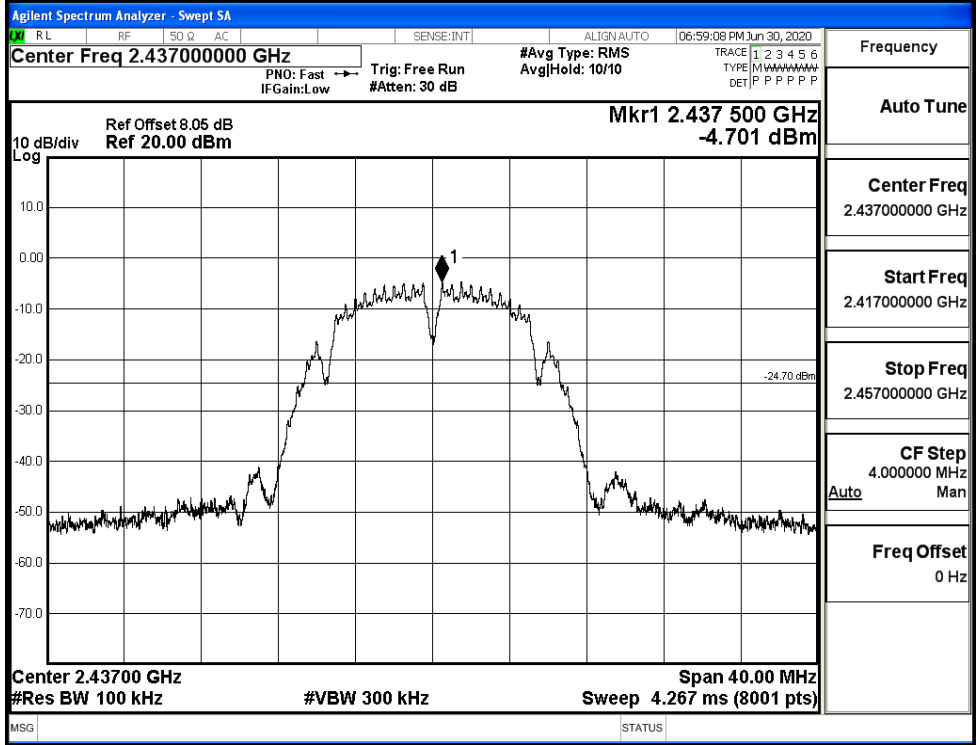
Mode	Channel	Pref [dBm]	Max. Level [dBm]	Limit [dBm]	Verdict
11B	LCH	-3.865	-37.470	-23.865	PASS
	MCH	-4.701	-37.384	-24.701	PASS
	HCH	-4.398	-37.733	-24.398	PASS
11G	LCH	-10.223	-38.198	-30.223	PASS
	MCH	-10.372	-36.726	-30.372	PASS
	HCH	-11.097	-36.887	-31.097	PASS
11N20 SISO	LCH	-11.027	-38.409	-31.027	PASS
	MCH	-11.126	-38.231	-31.126	PASS
	HCH	-11.408	-37.421	-31.408	PASS

11B_LCH_Graphs

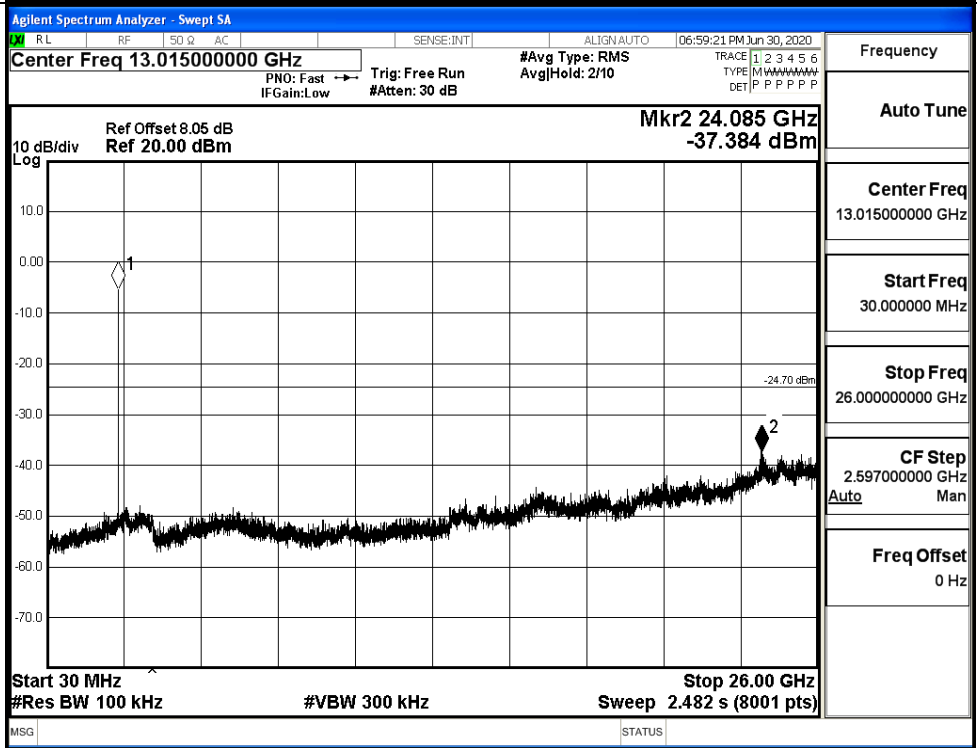


11B_MCH_Graphs

Pref/11B/MCH

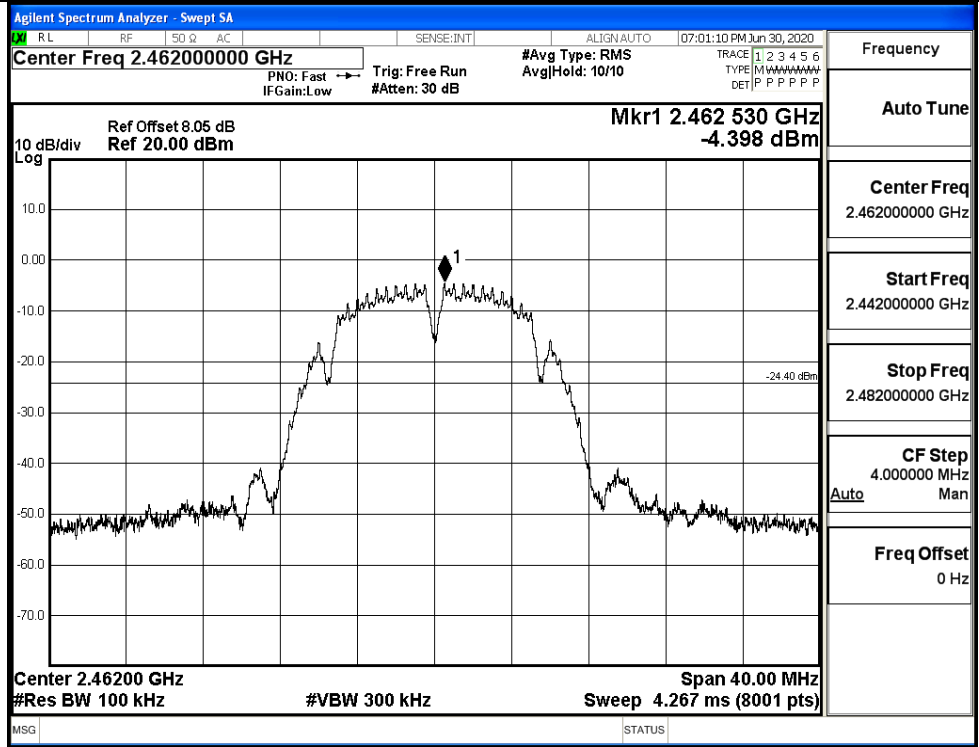


Puw/11B/MCH

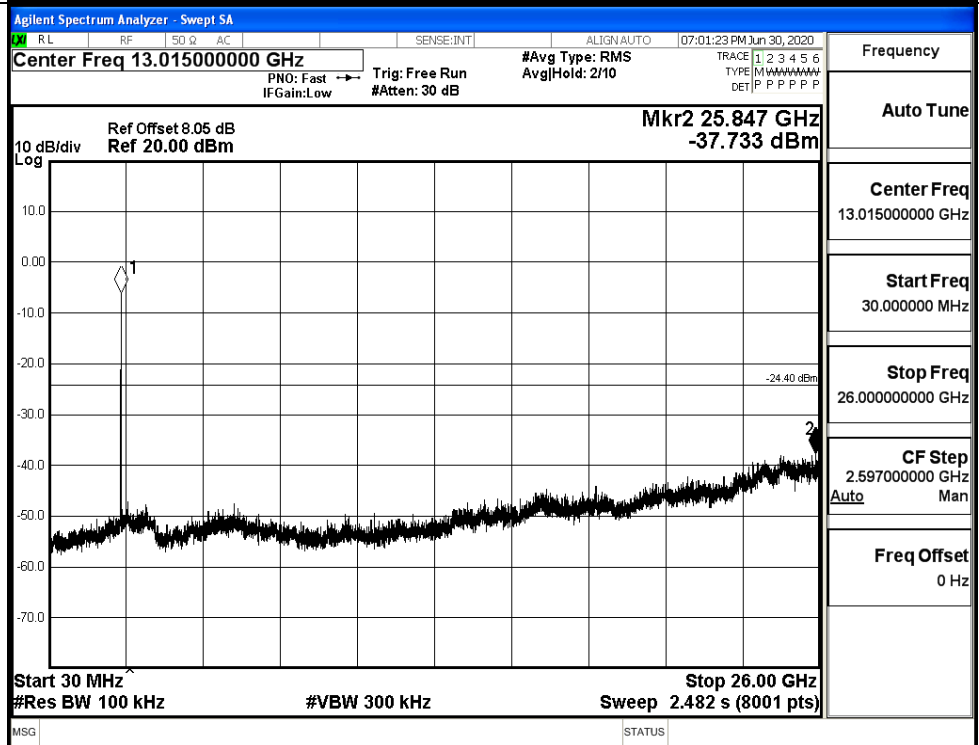


11B_HCH_Graphs

Pref/11B/HCH



Puw/11B/HCH

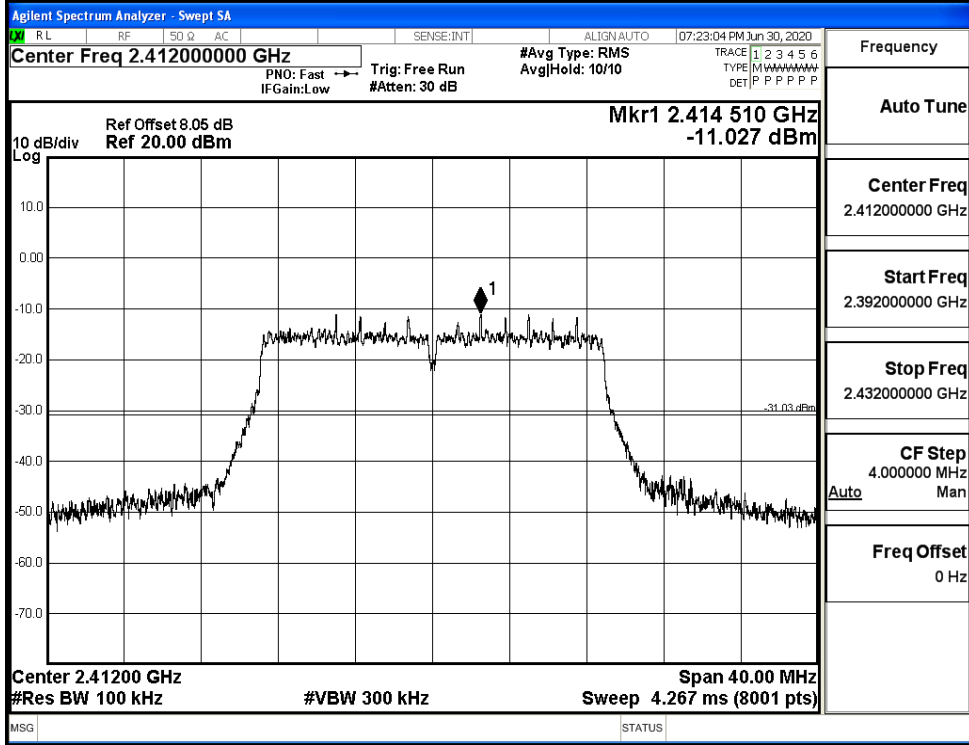


11G_MCH_Graphs

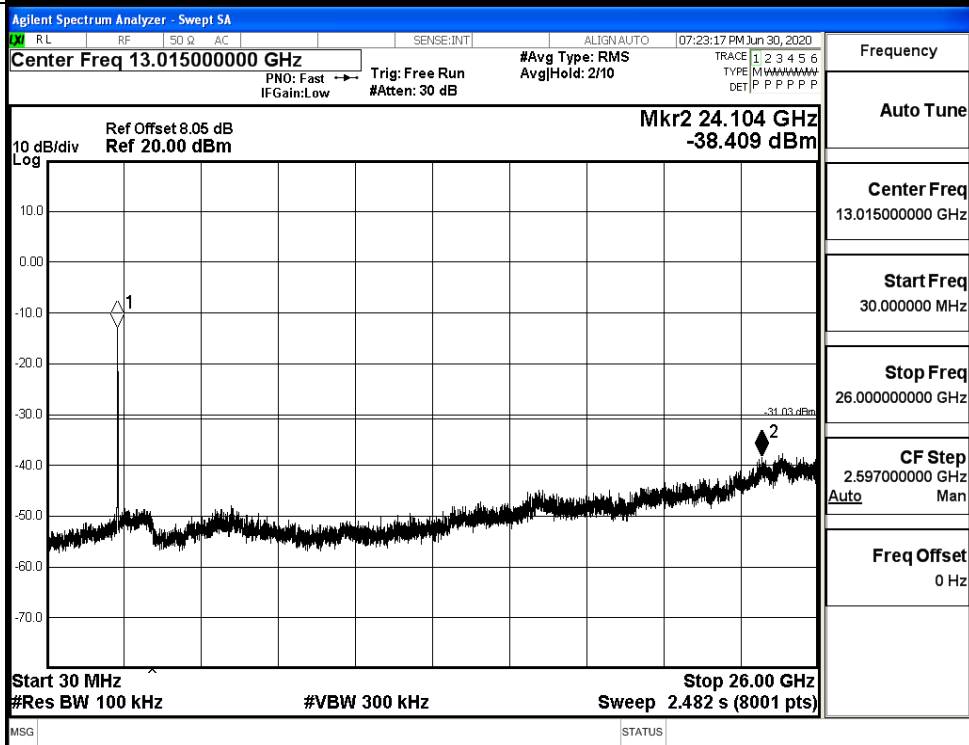
<p>Pref/11G/MCH</p>	<p>Agilent Spectrum Analyzer - Swept SA</p> <p>Center Freq 2.43700000 GHz</p> <p>Mkr1 2.438 265 GHz -10.372 dBm</p> <p>Center 2.43700 GHz #Res BW 100 kHz #VBW 300 kHz Sweep 4.267 ms (8001 pts)</p>	<p>Frequency</p> <p>Auto Tune</p> <p>Center Freq 2.437000000 GHz</p> <p>Start Freq 2.417000000 GHz</p> <p>Stop Freq 2.457000000 GHz</p> <p>CF Step 4.000000 MHz Auto Man</p> <p>Freq Offset 0 Hz</p>
<p>Puw/11G/MCH</p>	<p>Agilent Spectrum Analyzer - Swept SA</p> <p>Center Freq 13.01500000 GHz</p> <p>Mkr2 24.763 GHz -36.726 dBm</p> <p>Start 30 MHz #Res BW 100 kHz #VBW 300 kHz Sweep 2.482 s (8001 pts)</p>	<p>Frequency</p> <p>Auto Tune</p> <p>Center Freq 13.015000000 GHz</p> <p>Start Freq 30.000000 MHz</p> <p>Stop Freq 26.000000000 GHz</p> <p>CF Step 2.597000000 GHz Auto Man</p> <p>Freq Offset 0 Hz</p>

11N20SISO_LCH_Graphs

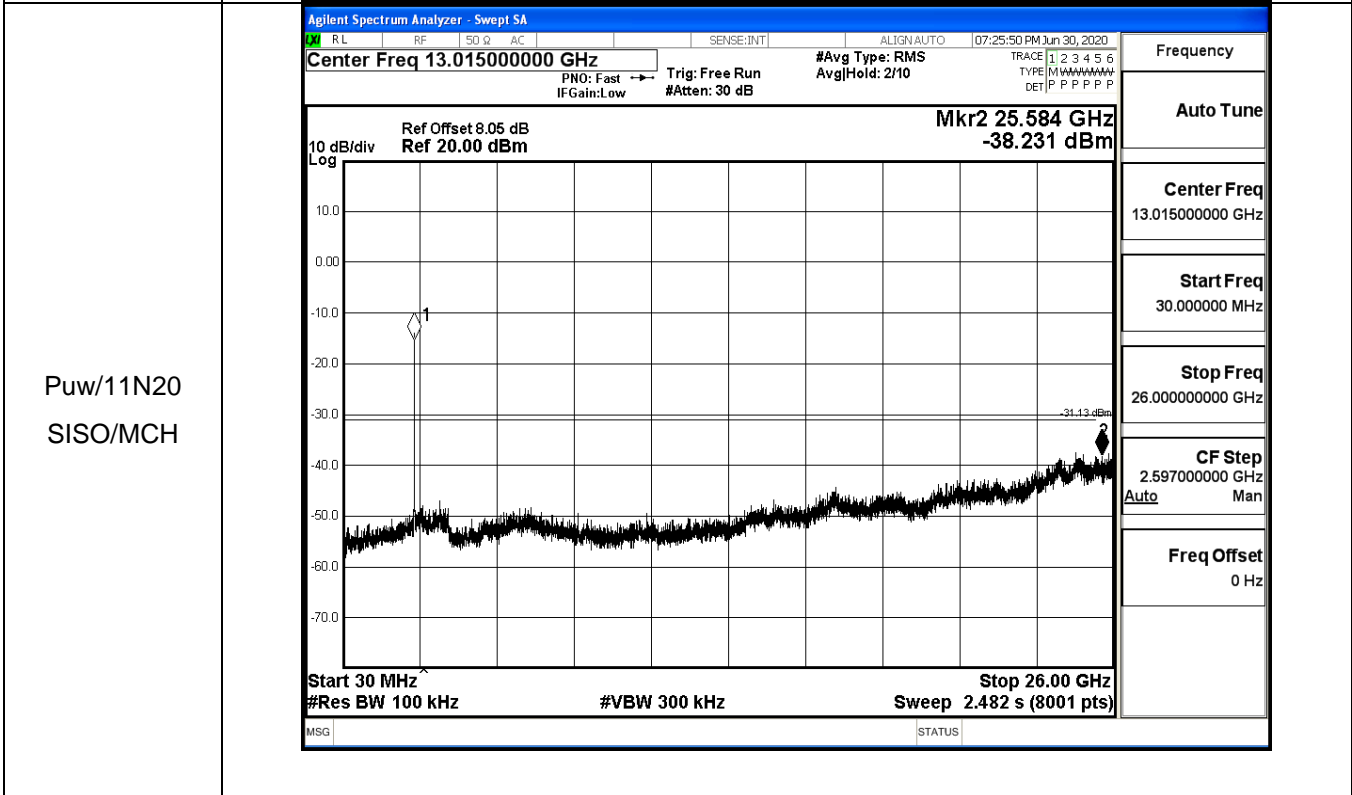
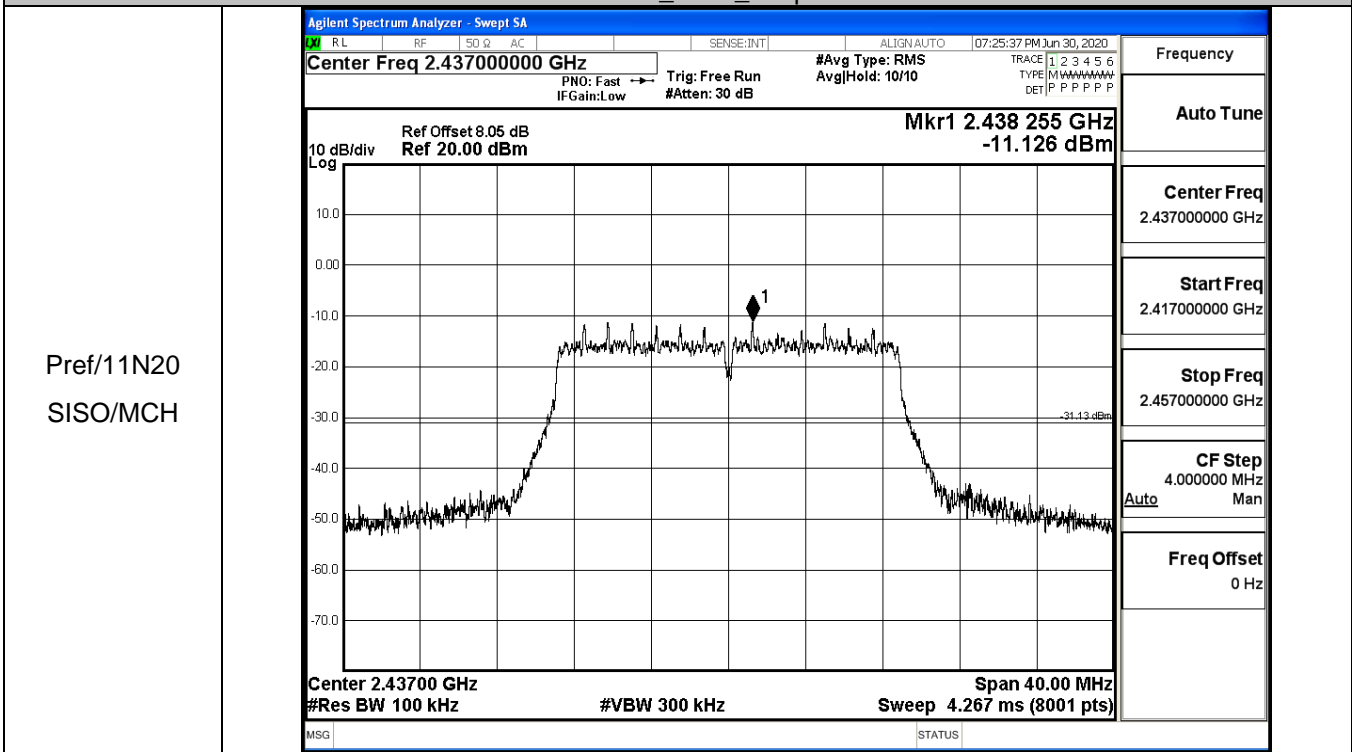
Pref/11N20SIS
O/LCH



Puw/11N20
SISO/LCH

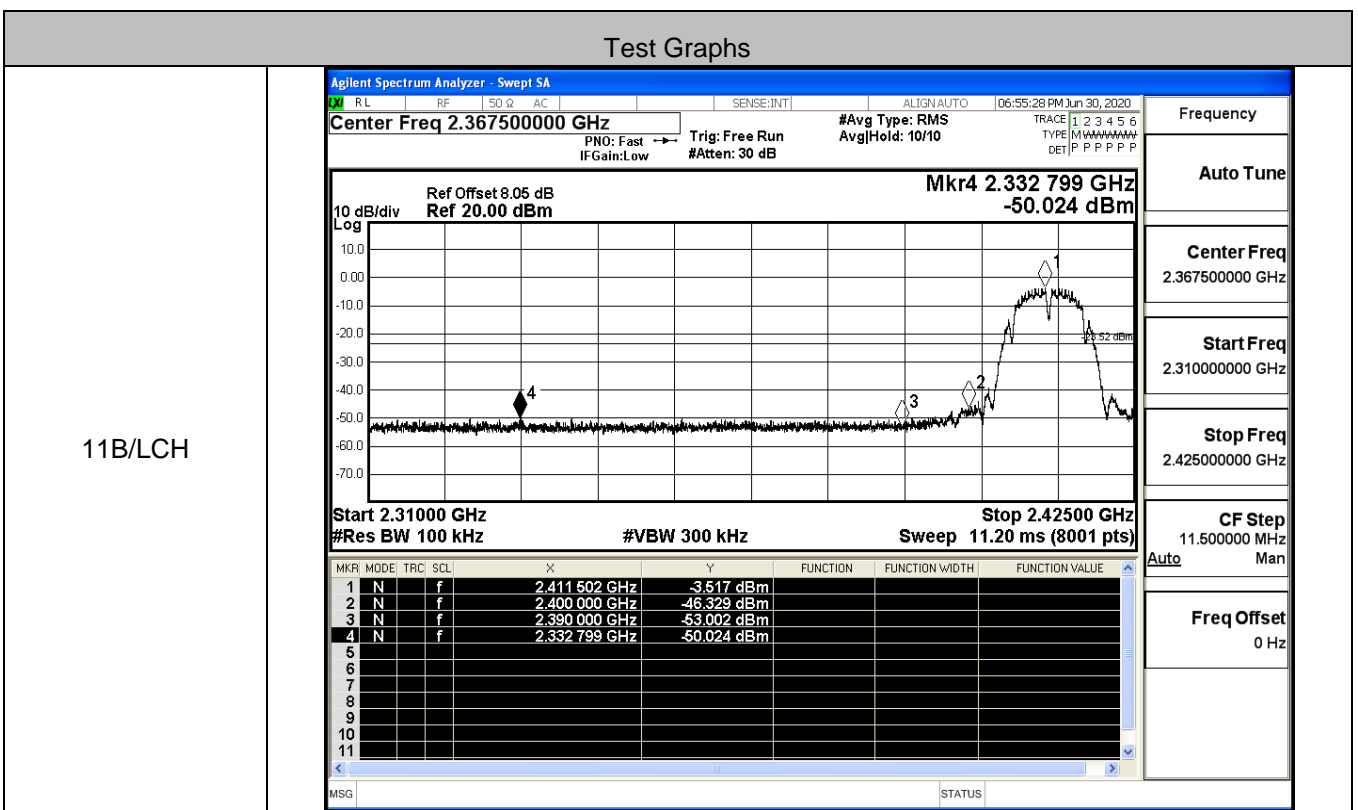


11N20SISO_MCH_Graphs

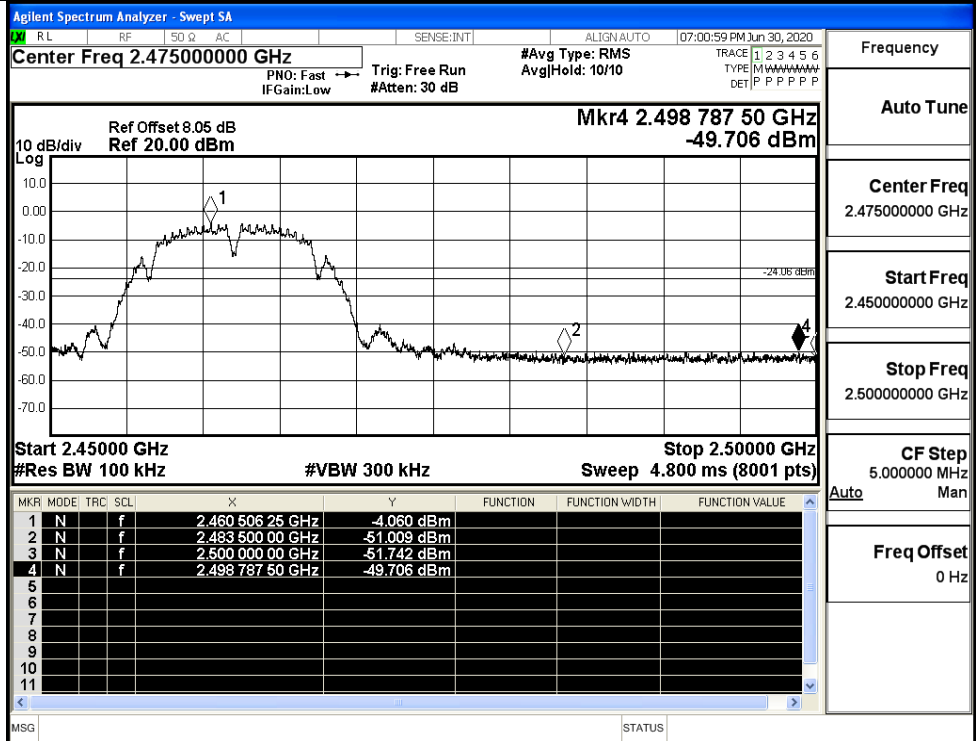


C.6 Band-edge for RF Conducted Emissions

Mode	Channel	Carrier Power[dBm]	Max.Spurious Level [dBm]	Limit [dBm]	Verdict
11B	LCH	-3.517	-50.024	-23.52	PASS
	HCH	-4.060	-49.706	-24.06	PASS
11G	LCH	-10.144	-49.365	-30.14	PASS
	HCH	-10.914	-48.502	-30.91	PASS
11N20SISO	LCH	-10.721	-49.035	-30.72	PASS
	HCH	-11.293	-48.966	-31.29	PASS



11B/HCH



Frequency

Auto Tune

Center Freq
2.47500000 GHz

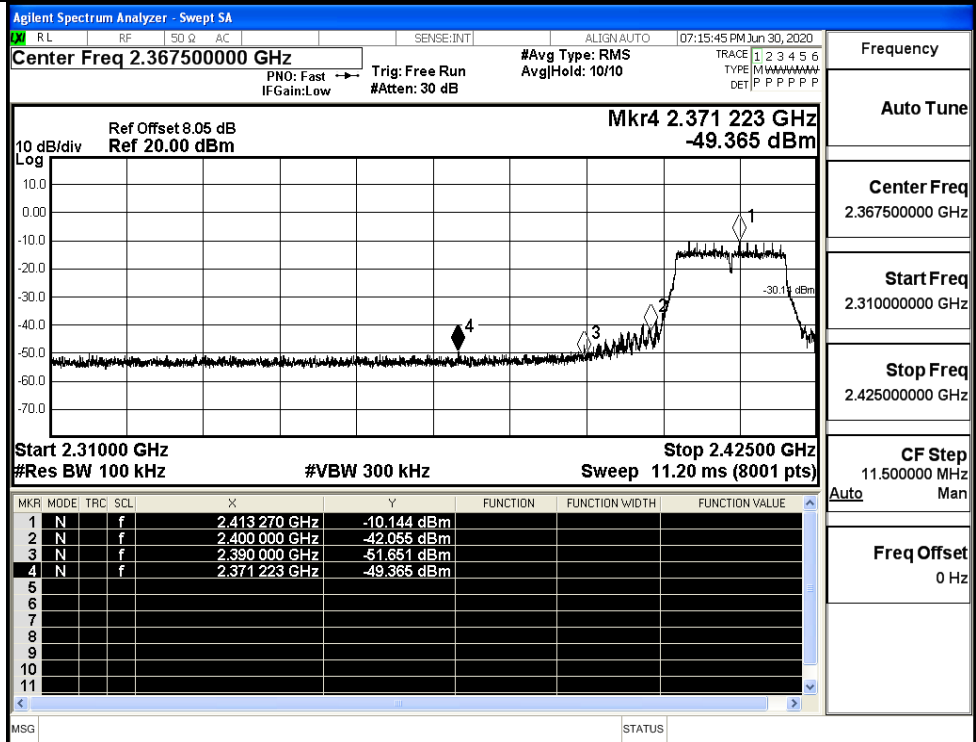
Start Freq
2.45000000 GHz

Stop Freq
2.50000000 GHz

CF Step
5.000000 MHz

Freq Offset
0 Hz

11G/LCH



Frequency

Auto Tune

Center Freq
2.36750000 GHz

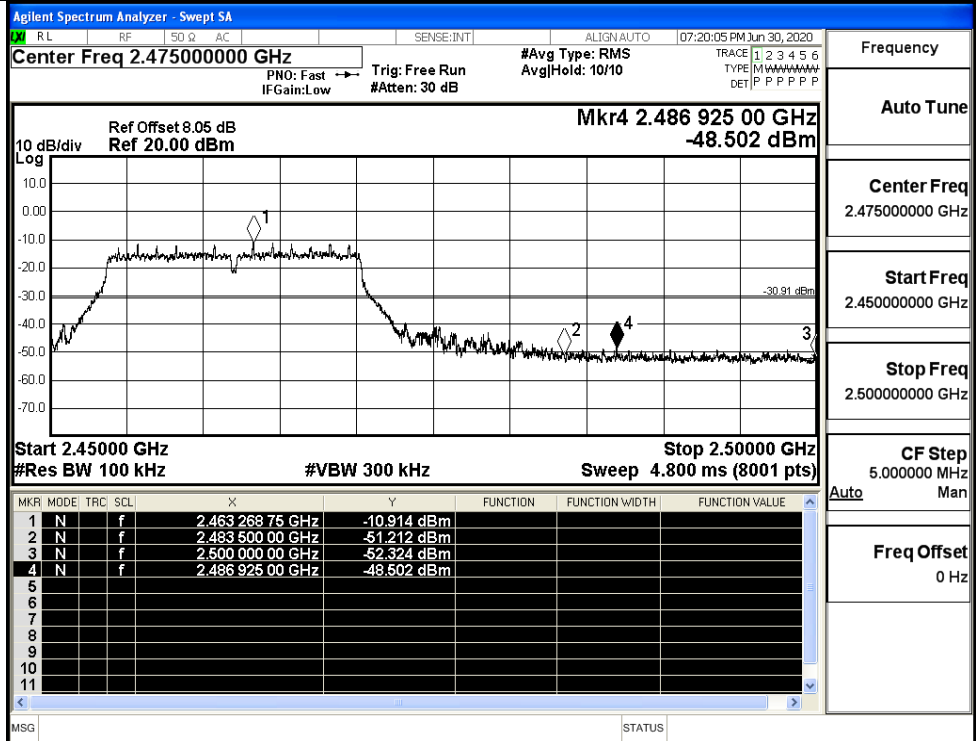
Start Freq
2.31000000 GHz

Stop Freq
2.42500000 GHz

CF Step
11.500000 MHz

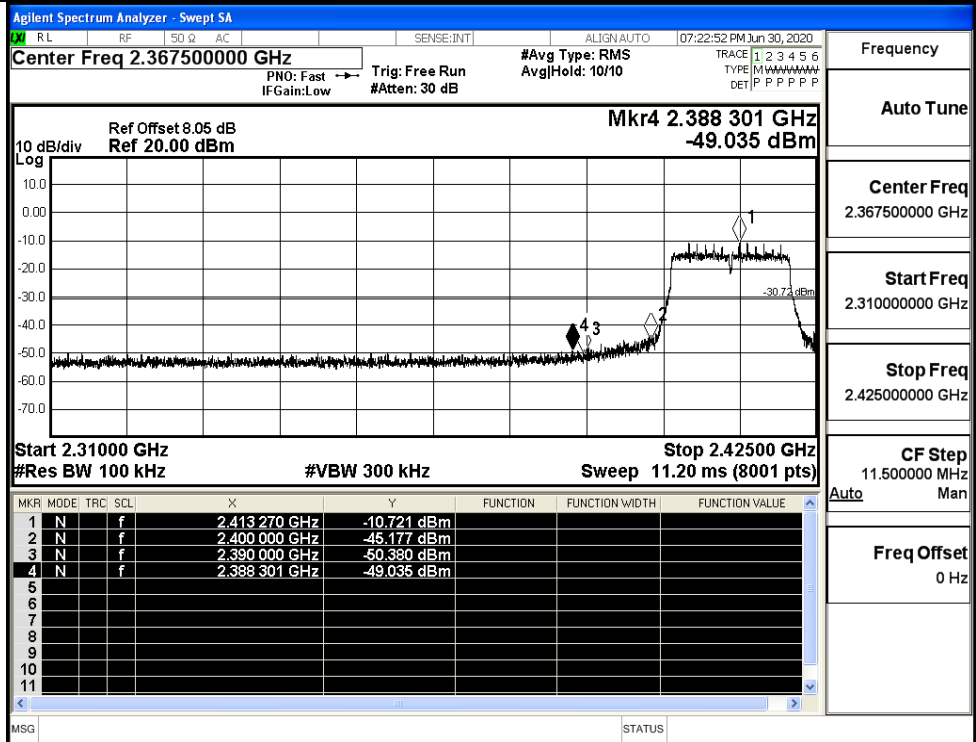
Freq Offset
0 Hz

11G/HCH



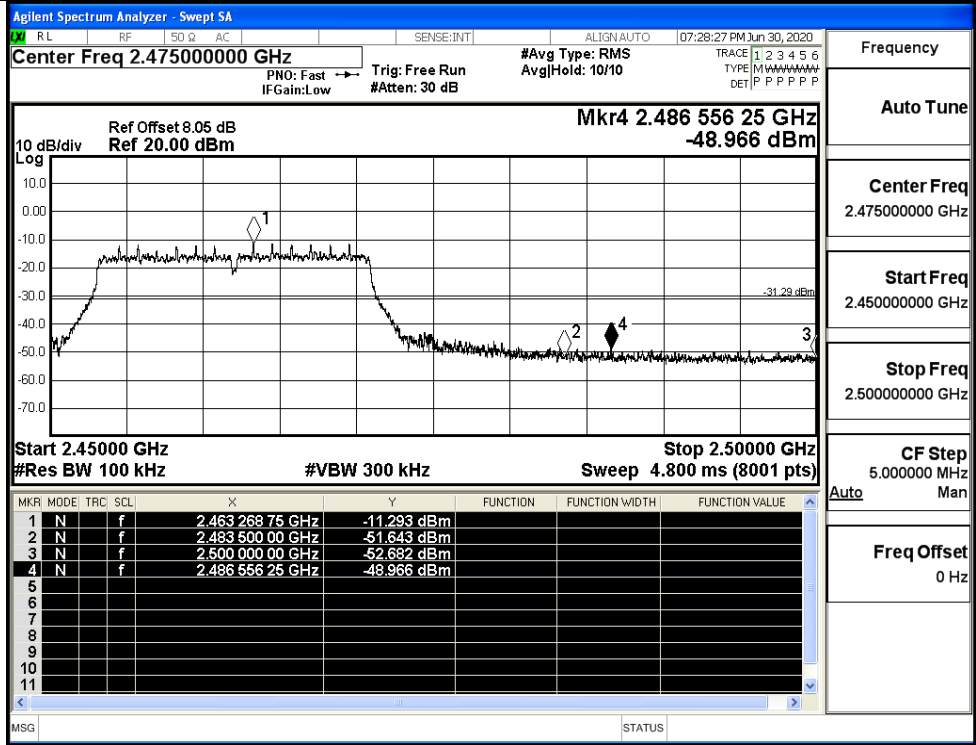
Frequency	2.47500000 GHz
Auto Tune	
Center Freq	2.47500000 GHz
Start Freq	2.45000000 GHz
Stop Freq	2.50000000 GHz
CF Step	5.000000 MHz
Freq Offset	0 Hz

11N20SISO/LCH



Frequency	2.36750000 GHz
Auto Tune	
Center Freq	2.36750000 GHz
Start Freq	2.31000000 GHz
Stop Freq	2.42500000 GHz
CF Step	11.500000 MHz
Freq Offset	0 Hz

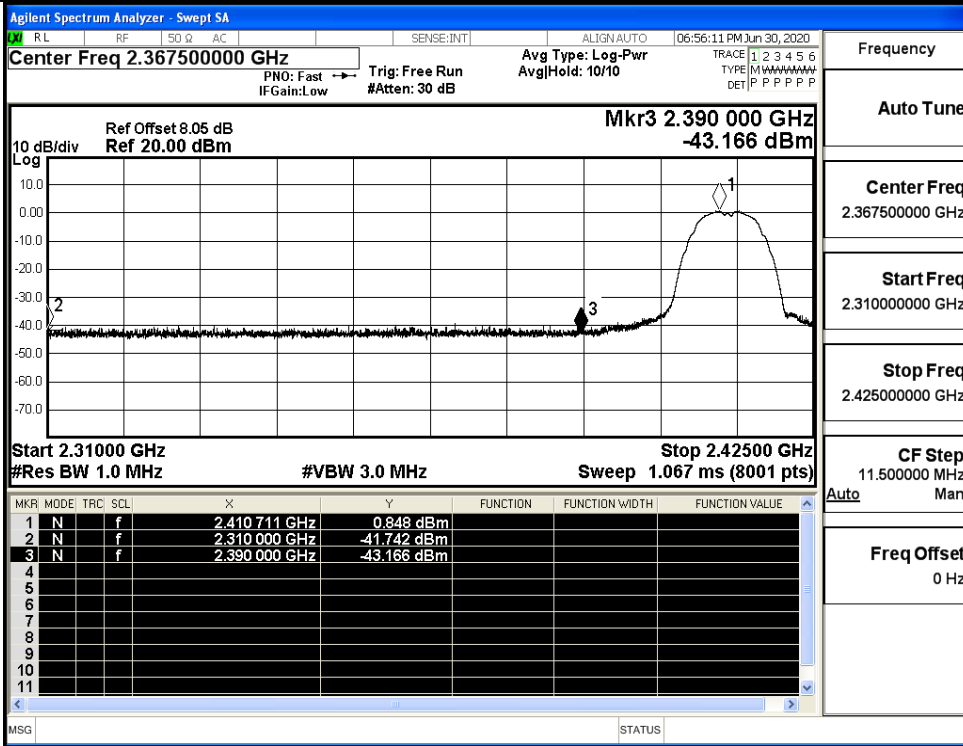
11N20SISO/HCH



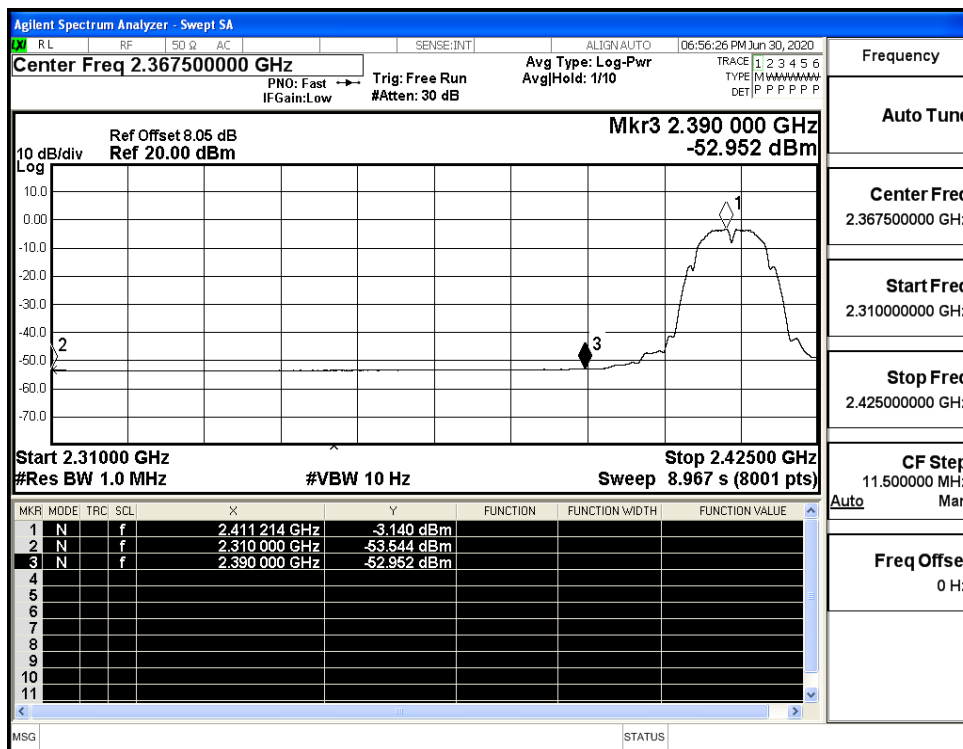
C.7 Restrict-band band-edge measurements

Test Mode	Test Channel	Ant	Freq.	Power [dBm]	Gain	Ground Factor	E [dBuV/m]	Detector	Limit [dBu V/m]	Verdict
11B	2412	Ant1	2310.0	-41.74	2.0	0	53.52	PEAK	74	PASS
	2412	Ant1	2310.0	-53.54	2.0	0	41.71	AV	54	PASS
	2412	Ant1	2390.0	-43.17	2.0	0	52.09	PEAK	74	PASS
	2412	Ant1	2390.0	-52.95	2.0	0	42.31	AV	54	PASS
	2462	Ant1	2483.5	-40.82	2.0	0	54.44	PEAK	74	PASS
	2462	Ant1	2483.5	-52.55	2.0	0	42.71	AV	54	PASS
	2462	Ant1	2500.0	-42.17	2.0	0	53.08	PEAK	74	PASS
	2462	Ant1	2500.0	-52.55	2.0	0	42.71	AV	54	PASS
11G	2412	Ant1	2310.0	-43.89	2.0	0	51.37	PEAK	74	PASS
	2412	Ant1	2310.0	-53.56	2.0	0	41.70	AV	54	PASS
	2412	Ant1	2390.0	-40.40	2.0	0	54.86	PEAK	74	PASS
	2412	Ant1	2390.0	-52.13	2.0	0	43.12	AV	54	PASS
	2462	Ant1	2483.5	-37.17	2.0	0	58.09	PEAK	74	PASS
	2462	Ant1	2483.5	-52.09	2.0	0	43.17	AV	54	PASS
	2462	Ant1	2500.0	-42.21	2.0	0	53.05	PEAK	74	PASS
	2462	Ant1	2500.0	-52.47	2.0	0	42.79	AV	54	PASS
11N20 SISO	2412	Ant1	2310.0	-44.21	2.0	0	51.05	PEAK	74	PASS
	2412	Ant1	2310.0	-53.54	2.0	0	41.72	AV	54	PASS
	2412	Ant1	2390.0	-38.11	2.0	0	57.15	PEAK	74	PASS
	2412	Ant1	2390.0	-52.19	2.0	0	43.07	AV	54	PASS
	2462	Ant1	2483.5	-37.31	2.0	0	57.94	PEAK	74	PASS
	2462	Ant1	2483.5	-52.06	2.0	0	43.20	AV	54	PASS
	2462	Ant1	2500.0	-41.88	2.0	0	53.38	PEAK	74	PASS
	2462	Ant1	2500.0	-52.47	2.0	0	42.79	AV	54	PASS

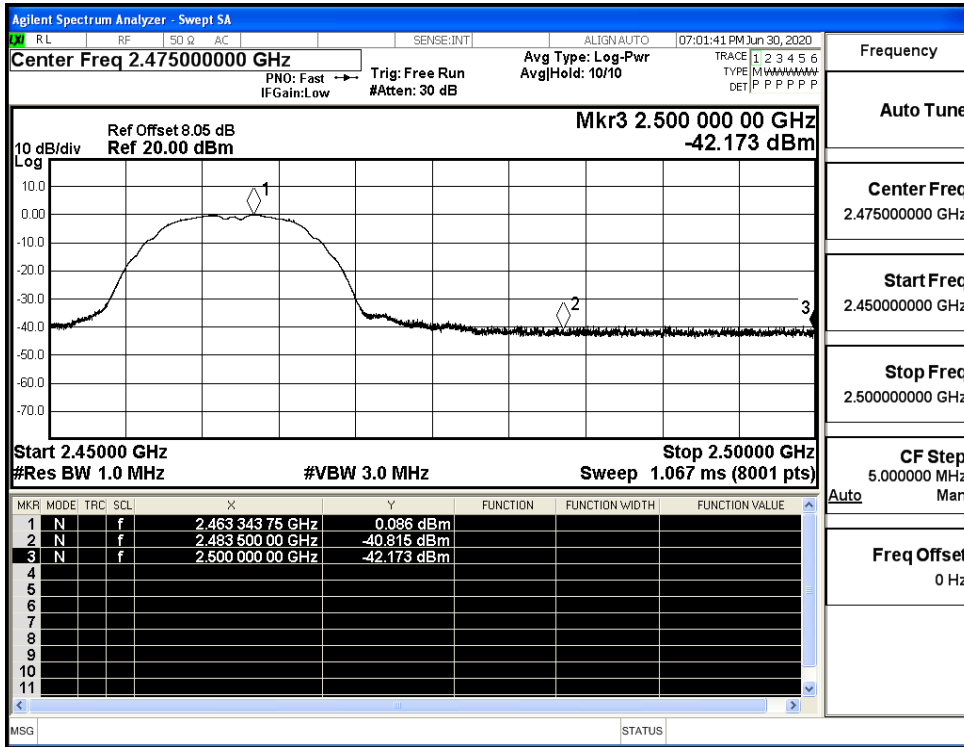
Restrict-band band-edge measurements_11B_2412_Ant1_PEAK



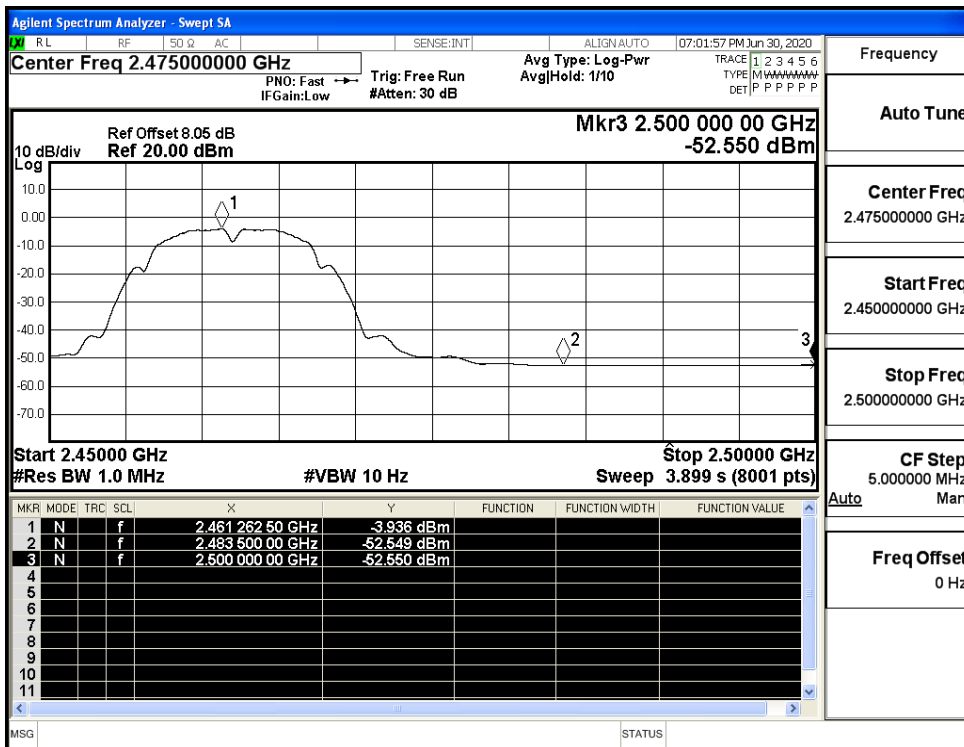
Restrict-band band-edge measurements_11B_2412_Ant1_AV



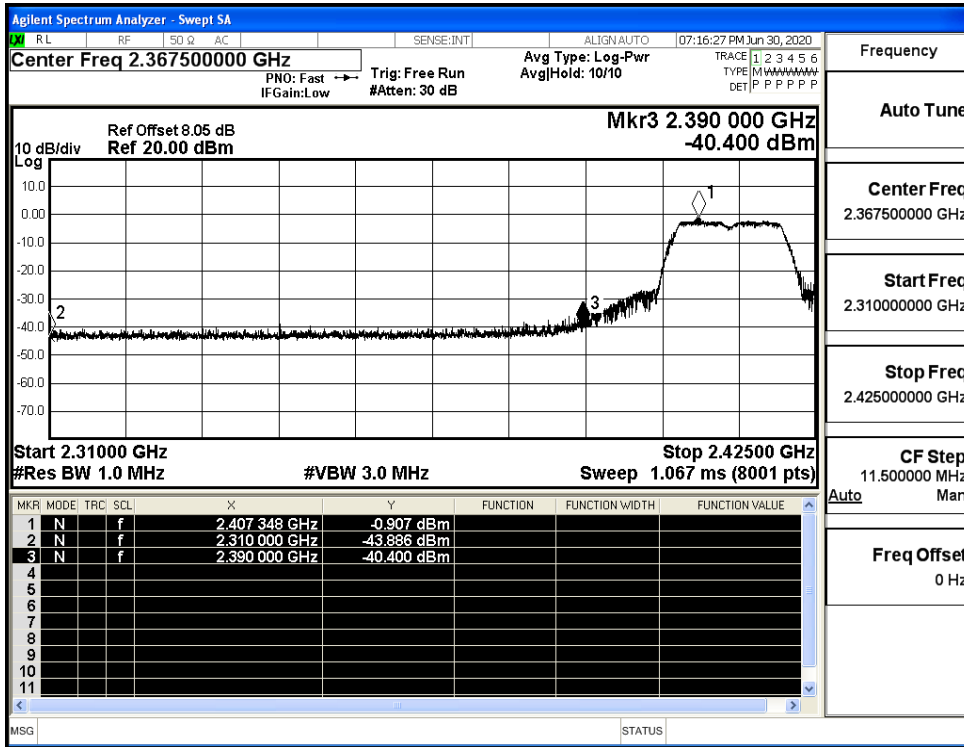
Restrict-band band-edge measurements_11B_2462_Ant1_PEAK



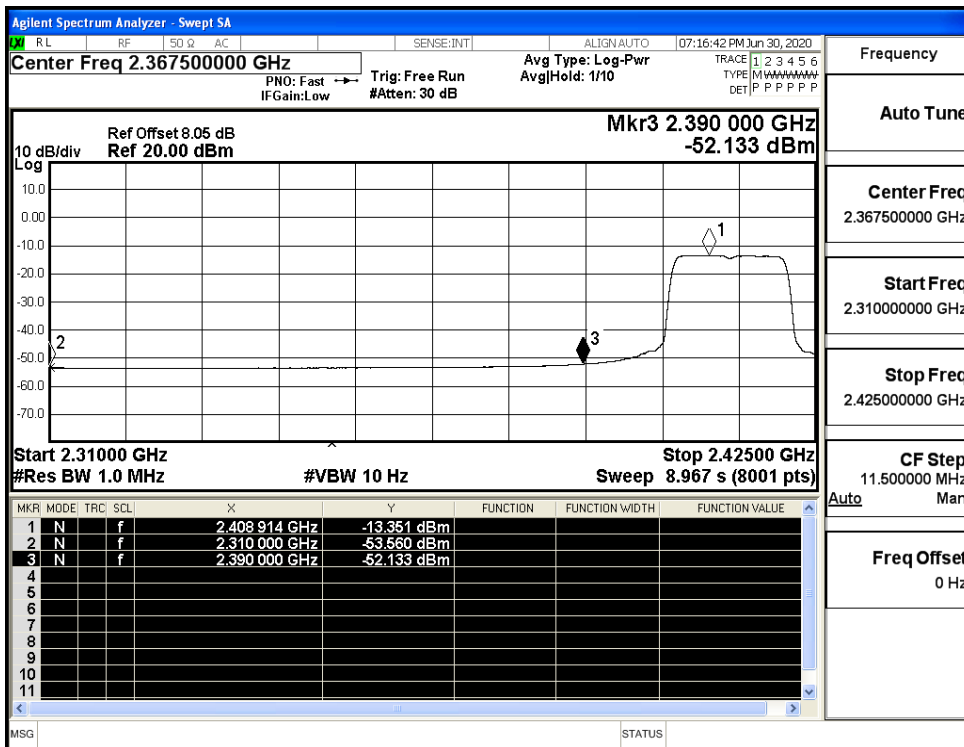
Restrict-band band-edge measurements_11B_2462_Ant1_AV



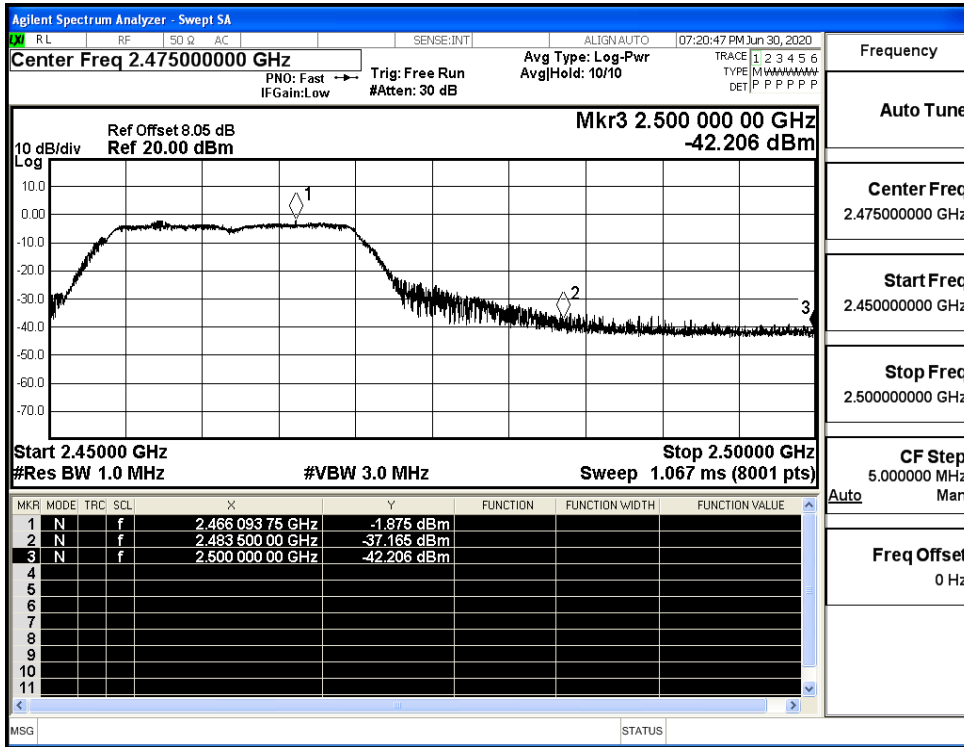
Restrict-band band-edge measurements_11G_2412_Ant1_PEAK



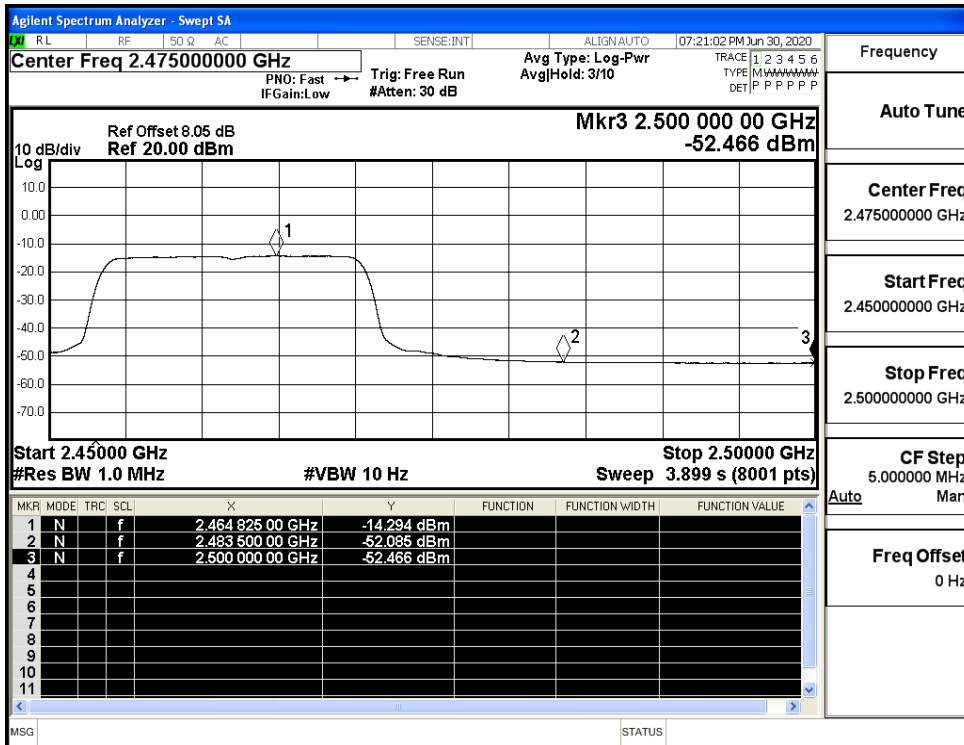
Restrict-band band-edge measurements_11G_2412_Ant1_AV



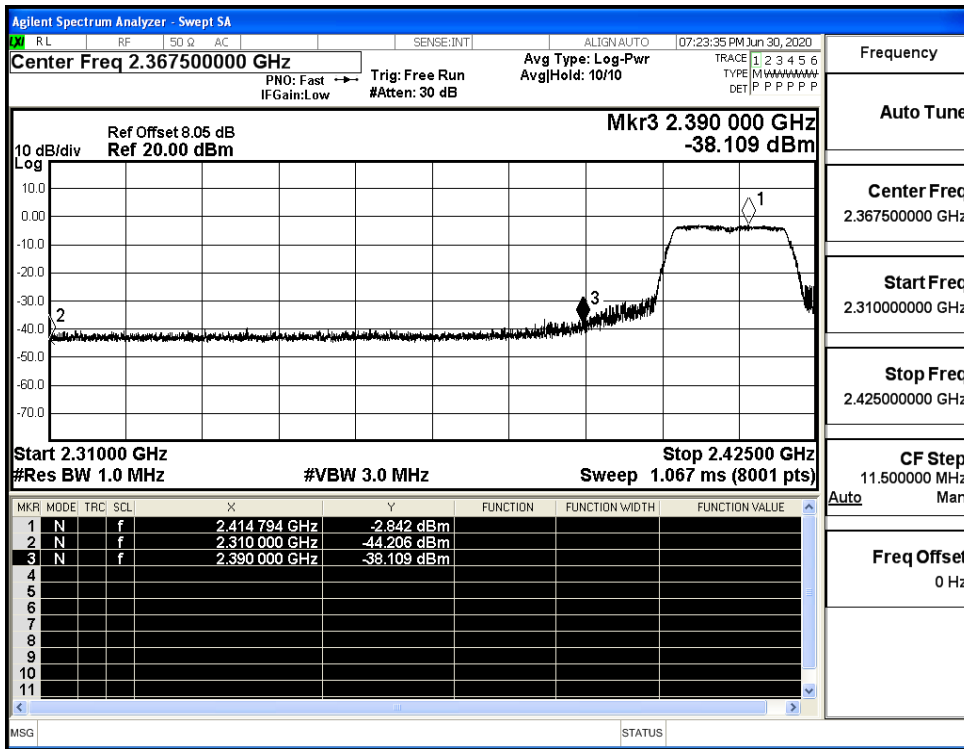
Restrict-band band-edge measurements_11G_2462_Ant1_PEAK



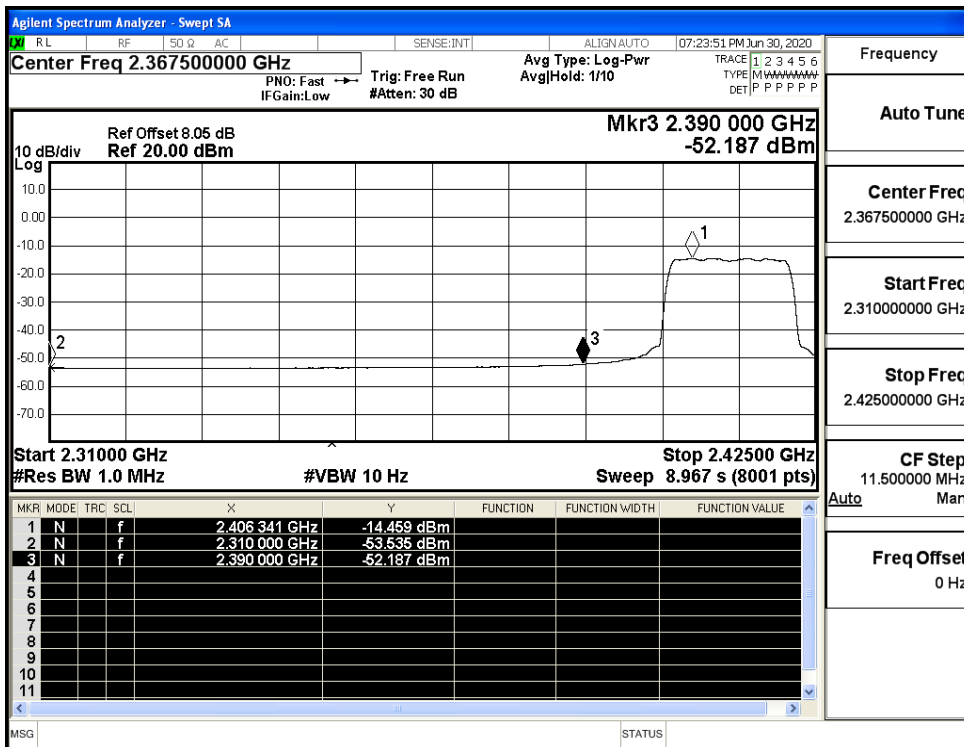
Restrict-band band-edge measurements_11G_2462_Ant1_AV



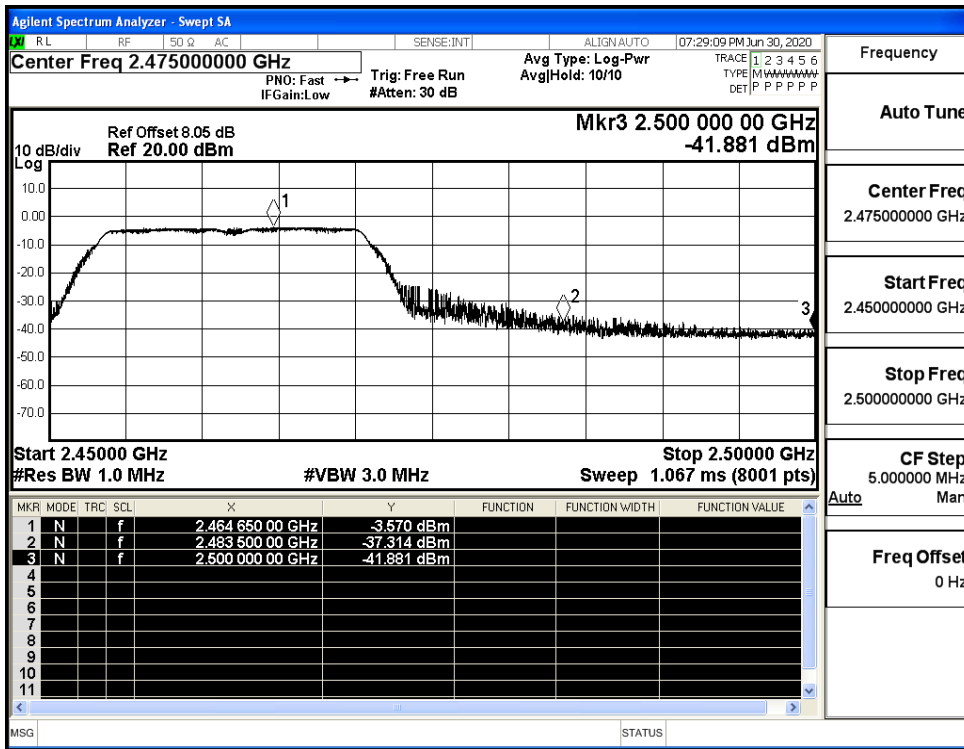
Restrict-band band-edge measurements_11N20SISO_2412_Ant1_PEAK



Restrict-band band-edge measurements_11N20SISO_2412_Ant1_AV



Restrict-band band-edge measurements_11N20SISO_2462_Ant1_PEAK



Restrict-band band-edge measurements_11N20SISO_2462_Ant1_AV

