



Quick Setup Guide

M8 PayTablet

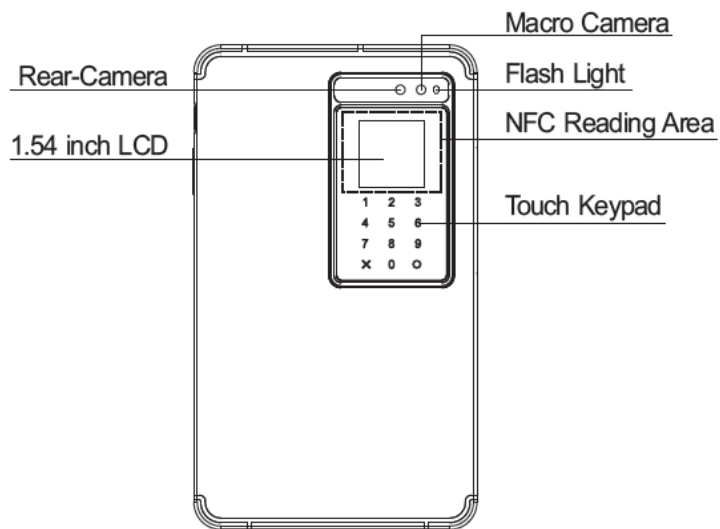
Shenzhen Zolon Technology Co., Ltd.

1. Checklist

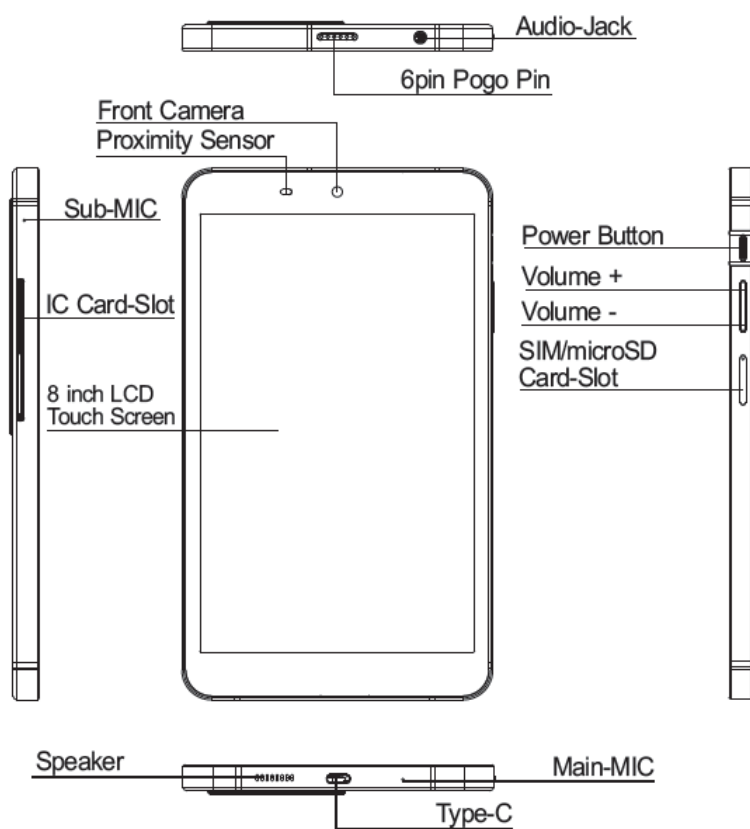
Congratulations on receiving your Zolon Technology payment terminal. We do hope you enjoy it! The box you have just opened should contain the following items:

- 1 x Zolon M8 PayTablet
- 1 x AC Power Adapter
- 1 x USB Cable
- 1 x Mobile phone Card Pick-up Needle

2. Product Description



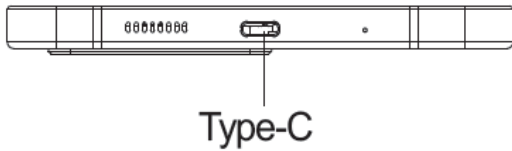
Bottom View



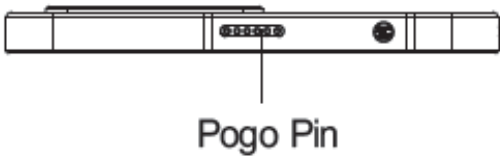
TOP View

3. Installation

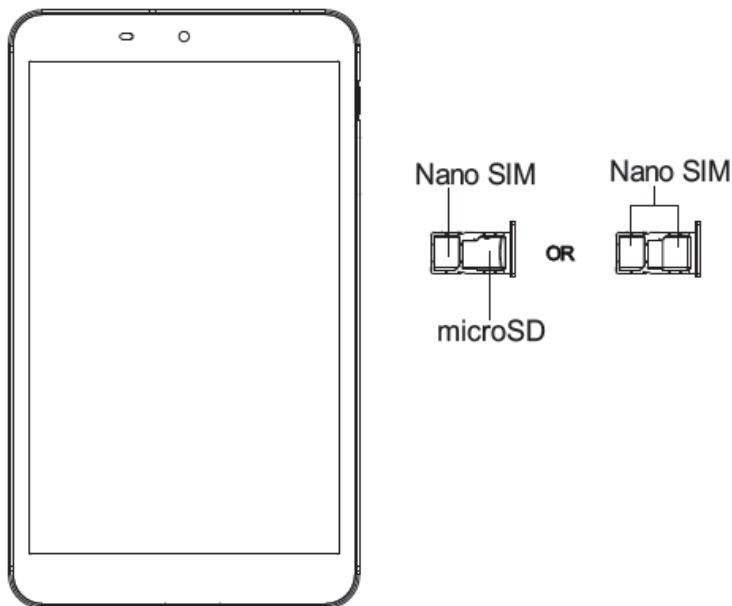
- Type-C port: Connect USB device or PC.



6pin_Pogopin port: Connect device (MSR / Barcode etc).



- **SIM card:**
 - a) Take the Card Pick-up Needle out of the box;
 - b) Insert the Card Pick-up Needle into the SIM card slot;
 - c) Insert SIM card into the pop-up card-slot.
- **microSD card:**
 - a) Take the Card Pick-up Needle out of the box;
 - b) Insert the Card Pick-up Needle into the microSD card slot;
 - c) Insert microSD card into the pop-up card-slot.



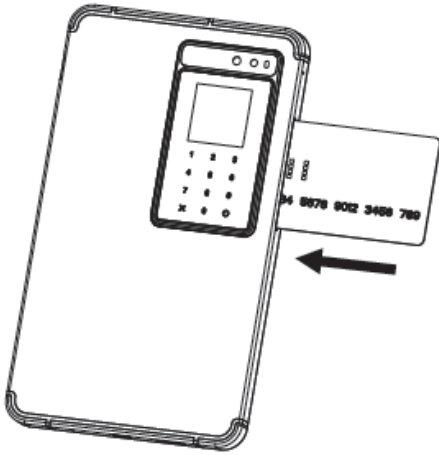
4. Instructions

- **Power ON/OFF**

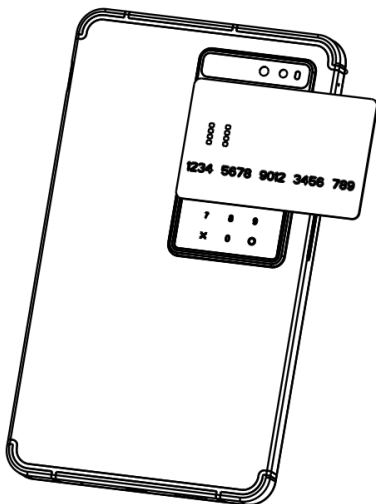
Power on: press and hold the Power button for five seconds until the LCD besides, and then the terminal is being turned on.

Power off: press and hold the Power button for three seconds until the shutdown menu appears, tap Shutdown > Click Shutdown, and then "Shutting..." appears, the terminal is being turned off.

- **IC card:** Place the chip face up, insert the IC card into the IC card slot, and push it to the end.




- **Swiping contactless card:** Place a contactless card close to the sensor area of swiping which is at the back of the terminal.

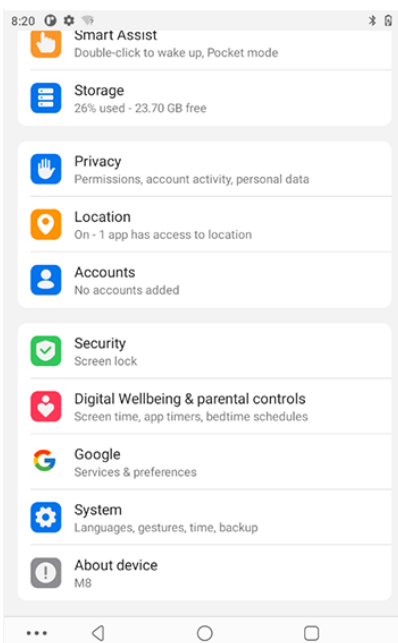


5. General Usage Tips

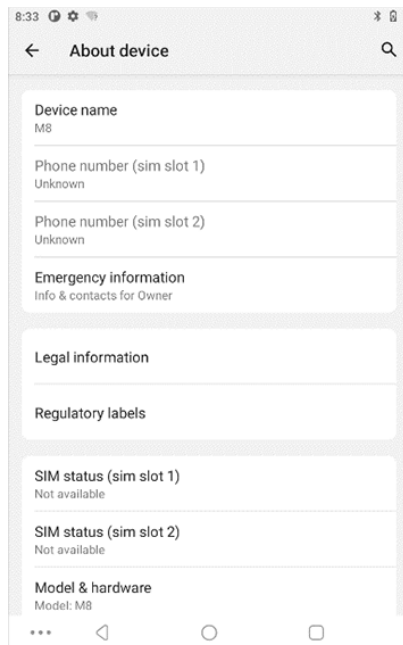
- Avoid placing this product in direct sunlight for extended periods, nor in environments with excessively high temperature, moisture or dust.
- Only qualified personnel should repair this product.
- Before using cards in the chip & magstripe readers, please ensure they are free from any foreign objects.
-
-
- This device has E-Label, Steps to access the e-label is Setting—About device---Regulatory Labels.



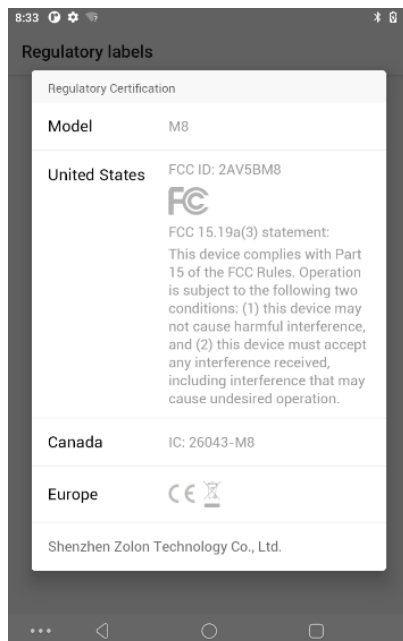
1) Click--Setting



2) Click--About device



3) Click--Regulatory Labels



4) Content

6. Important Safety Warning

- Do not place the terminal or battery in direct sunlight, nor in environments with excessively high temperatures, smoke, dust, or dampness.
- Do not attempt to disassemble the battery, nor insert or use foreign objects to penetrate the casing. Never place the battery in a fire or excessively hot surfaces.

Take care not to drop the battery. Excessive external shocks or pressure could cause battery liquid leakage or result in the battery catching fire or even exploding. Keep the battery well away from children and animals.

- Immediately replace any battery which appears to be deformed, expanded or in an overheated state.
- We recommend you only use power adaptors supplied by Zolon Technology. If you must use 3rd party supplier accessories, please ensure specifications meet exactly those recommended for our products, which must comply with international and local regulations & standards. Non-compatible power supplies, chargers or batteries could cause fires or even explosions, and will invalidate any product warranty.
- Charge the battery when the indicator level is low, but make sure to never charge a battery continuously for more than 24 hours. If a battery is not used for a long time, please charge it at least once every 6 months to avoid overcharge or discharge damage. For long-term optimal product performance, it is recommended that a battery be replaced after 2 years of continual usage.
- When disposing of the device, battery, or accessories, please do so responsibly and according to local regulations. These are not household waste items. Improper disposal of the battery could cause a fire or explosion, and any liquid leakage could be damaging to the environment and toxic to humans & animals.

7. Environmental Parameters

- **Working Environment:** Temperature:-10°C ~ 45°C(32°F ~ 113°F) (non-charging)
- **Storage Environment:** Temperature:-20°C ~ 70°C(-4°F ~ 158°F) (non-charging)
- **Humidity:** 5% ~ 96% (non-condensing)

8. Icons



Dispose in a professional recycling manner



Class II equipment



For indoor use only



Energy efficiency marking



AC voltage

 DC voltage



Trademark notice:

“microSD logo is a trademark of SD-3C LLC.”

“The Bluetooth® word mark and logos are registered trademarks owned by Bluetooth SIG, Inc. and any use of such marks by Zolon Technology Limited is under license. Other trademarks and trade names are those of their respective owners.”

Hereby, Shenzhen Zolon Technology Co.,Ltd. declares that each radio equipment is compliant with the Directive 2014/53/EU.

The full text of the EU declaration of conformity is available at the following address:
<https://www.szzolon.com/#/declarations>

The functions of Wireless Access Systems including Radio Local Area Networks(WAS/RLANs) within the band 5150-5350 MHz for this device are restricted to indoor use only within all European Union countries.



9. Compliance Statements

- FCC COMPLIANCE STATEMENT**

This device complies with Part 15 of the FCC Rules. Operation is subject to the following two conditions:

- (1) this device may not cause harmful interference, and
- (2) this device must accept any interference received, including interference that may cause undesired operation.

changes or modifications not expressly approved by the party responsible for compliance could void the user's authority to operate the equipment.

This equipment has been tested and found to comply with the limits for a Class B digital device, pursuant to Part 15 of the FCC Rules. These limits are designed to provide reasonable protection against harmful interference in a residential installation. This equipment generates, uses and can radiate radio frequency energy and, if not installed and used in accordance with the instructions, may

cause harmful interference to radio communications. However, there is no guarantee that interference will not occur in a particular installation. If this equipment does cause harmful interference to radio or television reception, which can be determined by turning the equipment off and on, the user is encouraged to try to correct the interference by one or more of the following measures:

- Reorient or relocate the receiving antenna.
- Increase the separation between the equipment and receiver.
- Connect the equipment into an outlet on a circuit different from that to which the receiver is connected.
- Consult the dealer or an experienced radio/TV technician for help. FCC SAR statement

- **FCC SAR statement**

This equipment complies with FCC radiation exposure limits set forth for an uncontrolled environment. End user must follow the specific operating instructions for satisfying RF exposure compliance. This transmitter must not be co-located or operating in conjunction with any other antenna or transmitter. The portable device is designed to meet the requirements for exposure to radio waves established by the Federal Communications Commission (USA). These requirements set a SAR limit of 1.6 W/kg averaged over one gram of tissue. The highest SAR value reported under this standard during product certification for use when properly worn on the body.

- **ISED compliance statement**

This device contains licence-exempt transmitter(s)/receiver(s) that comply with Innovation, Science and Economic Development Canada's licence-exempt RSS(s). Operation is subject to the following two conditions:

- (1) This device may not cause interference.
- (2) This device must accept any interference, including interference that may cause undesired operation of the device.

L'émetteur/récepteur exempt de licence contenu dans le présent appareil est conforme aux CNR d'Innovation, Sciences et Développement économique Canada applicables aux appareils radio exempts de licence. L'exploitation est autorisée aux deux conditions suivantes :

- (1) L'appareil ne doit pas produire de brouillage;
- (2) L'appareil doit accepter tout brouillage radioélectrique subi, même si le brouillage est susceptible d'en compromettre le fonctionnement.

The user manual for LE-LAN devices shall contain instructions related to the restrictions mentioned in the above sections, namely that:

- i. the device for operation in the band 5150–5250 MHz is only for indoor use to reduce the potential for harmful interference to co-channel mobile satellite systems;
- ii. where applicable, antenna type(s), antenna models(s), and worst-case tilt

angle(s) necessary to remain compliant with the e.i.r.p. elevation mask requirement set forth in section 6.2.2.3 shall be clearly indicated.

- i. le dispositif utilisé dans la bande 5150-5250 MHz est réservé à une utilisation en intérieur afin de réduire le risque de brouillage préjudiciable aux systèmes mobiles par satellite dans le même canal;
- ii. l'angle (s) d'antenne et l'angle (s) d'inclinaison le plus défavorable nécessaire (s) pour rester conforme (e) au p.e. L'exigence relative au masque d'élévation énoncée à la section 6.2.2.3 doit être clairement indiquée.

- **IC SAR statement**

This equipment complies with ISED radiation exposure limits set forth for an uncontrolled environment. End user must follow the specific operating instructions for satisfying RF exposure compliance. This transmitter must not be co-located or operating in conjunction with any other antenna or transmitter. The portable device is designed to meet the requirements for exposure to radio waves established by the ISED. These requirements set a SAR limit of 1.6 W/kg averaged over one gram of tissue. The highest SAR value reported under this standard during product certification for use when properly worn on the body.

Cet équipement est conforme aux limites d'exposition aux rayonnements ISED établies pour un environnement non contrôlé. L'utilisateur final doit suivre les instructions spécifiques pour satisfaire les normes. Cet émetteur ne doit pas être co-implanté ou fonctionner en conjonction avec toute autre antenne ou transmetteur.

Le dispositif portatif est conçu pour répondre aux exigences d'exposition aux ondes radio établies par le développement énergétique DURABLE. Ces exigences un SAR limite de 1,6 W/kg en moyenne pour un gramme de tissu. La valeur SAR la plus élevée signalée en vertu de cette norme lors de la certification de produit à utiliser lorsqu'il est correctement porté sur le corps.

Zolon Technology Co., Ltd.

Manufacturer:	Shenzhen Zolon Technology Co.,Ltd.
Address:	401, Building 3, Shenzhen Software Park, Maling Community, Yuehai Sub-district, Nanshan District, Shenzhen , China
Tel:	+86 755 86727847
Website:	www.szzolon.com

Zolon continually invests to maintain its high quality products up to date with the latest certifications, therefore a comprehensive list can be requested via the website's contact form or on downloadable product brochures.