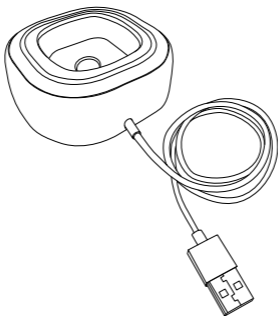


planck[®] 01

Wireless Charging Dock

Quick Start Guide

v1.0 2020.7



Disclaimer and Warning

Congratulations on purchasing your new **evowera**[®]**planck**[®]O1 wireless charging dock (hereinafter referred to as 'product').

Read this entire document carefully to ensure proper configuration before use and it is recommended to keep this document for future reference. This product is a personal care device. By using this product, you hereby agree to this disclaimer and signify that you have read it fully. Please use this product in strict accordance with the document, user manual, related regulations, terms of use and be sure to pay attention to the Important.

Shenzhen EVOWERA Technology Co., LTD assume no liability for damage(s) or injuries incurred directly or indirectly from improper use of this product. Misuse includes, but is not limited to, using unapproved chargers, or modifying the product.

evowera and **planck** are trademarks of Shenzhen EVOWERA Technology Co., LTD (abbreviated as "evowera"). Names of products, brands, etc., appearing in this document are trademarks or registered trademarks of their respective owner companies. This product and document are copyrighted by evowera with all rights reserved. No part of this product or document shall be reproduced in any form without the prior written consent or authorization of evowera.

This disclaimer is produced in various languages. In the event of divergence among different versions, the Chinese version shall prevail when the product in question is purchased in China, and English version shall prevail when the product in question is purchased in any other countries or regions.

Important

Danger

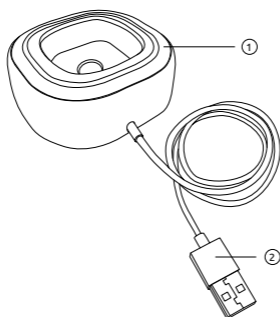
- Keep the wireless charging dock away from water. DO NOT drop the wireless charging dock into water. After cleaning, make sure the wireless charging dock is completely dry before connecting it to a power outlet.

Warning

- Always use officially approved power adapter to charge to avoid electric hazards.

- DO NOT use the wireless charging dock outdoors or near heated surfaces.
- If any part of this product gets damage in any form, stop using it immediately.
- DO NOT let children use, clean or maintain this product without supervision.
- DO NOT let children play with this product.
- planck O1 complies with the safety standards for electromagnetic devices. If you have a pacemaker or other implanted device, contact your physician or the device manufacturer of the implanted device before use.
- If you have medical concerns, consult your doctor prior to use.

Overview

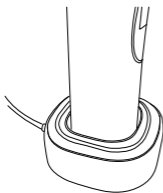


- ① Charging Dock
- ② USB Port

Charging

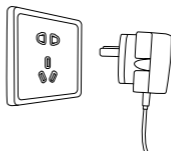
Charge the toothbrush before first use. While charging, please note:

①



Gently place the toothbrush on the charging dock to avoid the toothbrush from being damaged.

②



Make sure to connect the charging base to a AC power outlet of a voltage between 100 to 240 V, frequency between 50-60Hz.

Specifications

Product Name: planck O1 Wireless Charging Dock

Product Model: E2152

input: DC 5V/1.5A

Manufacture: SHEN ZHEN EVOWERA TECHNOLOGY CO.,LTD

Warranty and Support

If you encounter any problem in using the dock while having no time to go to local evowera authorized dealer for support, feel free to request mail-in repair service provided by evowera.

How to apply for mail-in repair service

Via evowera app:

- ① Launch evowera app and tap to select "Mail-in Repair Service". Fill in and submit the form.
- ② If you have already submitted your request for mail-in repair service, tap "Status" to check the repair progress.

Warranty Restrictions

The terms of the international warranty do not include the following:

- ① Damage caused by use of unauthorized replacement parts.
- ② Damage caused by misuse, abuse, neglect, alterations or unauthorized repair.
- ③ Normal wear and tear, including but not limited to chips, scratches, abrasions, discoloration or fading. Visit evowera official website to see detailed information on warranty policies.

This content is subject to change.

Download the latest version from <http://www.evowera.com/plancko1>

Compliance Information

FCC Compliance Notice

This equipment has been tested and found to comply with the limits for a Class B digital device, pursuant to part 15 of the FCC Rules. These limits are designed to provide reasonable protection against harmful interference in a residential installation. This equipment generates, uses and can radiate radio frequency energy and, if not installed and used in accordance with the instructions, may cause harmful interference to radio communications. However, there is no guarantee that interference will not occur in a particular installation. If this equipment does cause harmful interference to radio or television reception, which can be determined by turning the equipment off and on, the user is encouraged to try to correct the interference by one or more of the following measures:

- Reorient or relocate the receiving antenna.
- Increase the separation between the equipment and receiver.
- Connect the equipment into an outlet on a circuit different from that to which the receiver is connected.
- Consult the dealer or an experienced radio/TV technician for help.

This device complies with part 15 of the FCC Rules.

Operation is subject to the following two conditions:

- (1) This device may not cause harmful interference, and
- (2) this device must accept any interference received, including interference that may cause undesired operation.

Radiation Exposure Statement

This equipment complies with FCC radiation exposure limits set forth for an uncontrolled environment.

This transmitter must not be co - located or operating in conjunction with any other antenna or transmitter.

This equipment should be installed and operated with minimum distance 20cm between the radiator& your body.

Caution

Any changes or modifications not expressly approved by the party responsible for compliance could void the user's authority to operate the equipment.

EU Compliance Statement

Shenzhen EVOWERA Technology Co.,Ltd. hereby declares that this device is in compliance with the essential requirements and other relevant provisions of the RED Directive.

A copy of the EU Declaration of Conformity is available online at www.evowera.com .

RoHS

