

EXHIBIT D - TEST SETUP PHOTOGRAPHS

Conducted Emissions – Front View



Conducted Emissions – Side View



Radiated Emission View (9 kHz~30 MHz)




Radiated Emission View (30 MHz ~1 GHz)



E-Field Strength View

Left Side-Position A(15 cm)




Back Side-Position D (15 cm)



Right Side-Position C (15 cm)



Front Side -Position B (15 cm)




Top Side-Position E (20 cm)



E-Field Strength View


Left Side-Position A (20 cm)




Front Side-Position B (15 cm)



Right Side-Position C (15 cm)



Back Side-Position D (15 cm)



Top Side-Position E (20 cm)

