

Tronsmart
Trip
Portable Outdoor Speaker

USER MANUAL

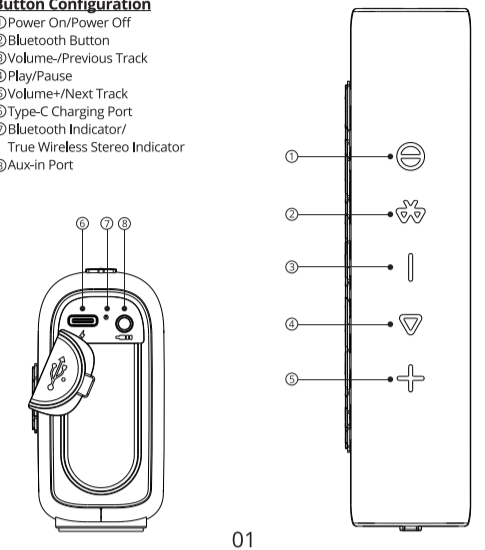
Thank you for purchasing the Trip Portable Outdoor Speaker. Please read the user manual before use and keep it handy for future reference. If you have any additional questions or comments, please contact us by email at: support@tronsmart.com

Package Contents

- 1 x Tronsmart Trip Portable Outdoor Speaker
- 1 x 3.5mm Audio Cable
- 1 x Type-C Charging Cable
- 1 x Warranty Card
- 1 x User Manual

Button Configuration

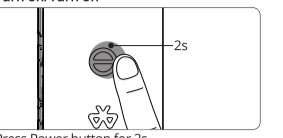
- ⓪ Power On/Power Off
- Ⓛ Bluetooth Button
- Ⓜ Volume-/Previous Track
- Ⓟ Play/Pause
- Ⓡ Volume+/Next Track
- Ⓢ Type-C Charging Port
- Ⓣ Bluetooth Indicator
- Ⓤ True Wireless Stereo Indicator
- Ⓥ Aux-in Port



01

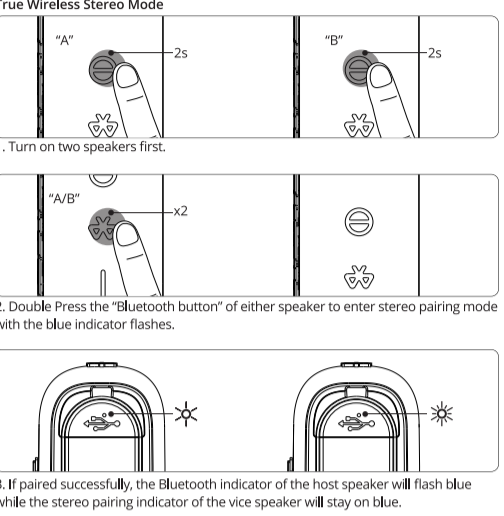
How to use

Turn on/Turn off



Press Power button for 2s.

True Wireless Stereo Mode




1. Turn on two speakers first.


2. Double Press the "Bluetooth button" of either speaker to enter stereo pairing mode with the blue indicator flashes.

3. If paired successfully, the Bluetooth indicator of the host speaker will flash blue while the stereo pairing indicator of the vice speaker will stay on blue.

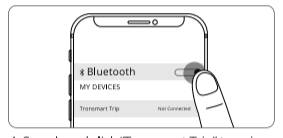
02



SHENZHEN GEEKBUY E-COMMERCE CO., LTD.
Warehouse 10114, No. 49 Wuhe Avenue, Wuhe Community, Barlian Street, Longgang District, Shenzhen, China
Email: support@tronsmart.com
800-270-1082 (USA & Canada)
+86-755-23603740 (Global)

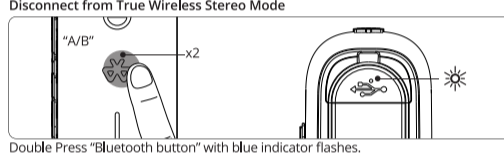
FC CE RoHS 

www.tronsmart.com FCC ID: 2AV3Z-TRIP Made in China



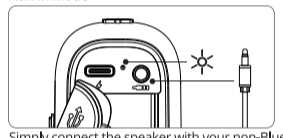
4. Search and click "Tronsmart Trip" to pair.

Disconnect from True Wireless Stereo Mode



Double Press "Bluetooth button" with blue indicator flashes.

Aux-in Mode



Simply connect the speaker with your non-Bluetooth device via the 3.5 mm audio jack cable.
Note: After plugging in an audio cable, the speaker will automatically switch to Aux-in mode.

Auto Power Off
The speaker will power off automatically after 10 minutes if it does not pair with any device through Bluetooth. When in low battery, the speaker will power off automatically as well.

03

Specifications

Model	Trip
Color	Black/Blue/Grey/Red
Bluetooth Version	5.3
Audio Decoding	SBC
Bluetooth Compatibility	HFP/AVRC/P2DP
Transmission Distance	18m/59ft
Frequency Range	20Hz-20KHz
Playtime	Up to 20 Hours(on a 50% Volume)
Battery Capacity	2000mAh
Power	10W/RMS
Waterproof	IPX7
Charging Time	3 Hours
Input	5V/800mA via Type-C port
Dimension	169.5 x 81 x 40.7mm/6.67 x 3.19 x 1.6inch
Weight	328g/11.6oz

Functions

Power On/Off	Press ⓪ Button for 2s
Activate Voice Assistant	Double Press Ⓛ Button
Play/Pause	Press Ⓟ Button Once
Disconnect from Bluetooth	Press Ⓛ Button for 2s
Volume +/-	Press Ⓡ / Ⓜ Button
Next/Previous Track	Press Ⓡ / Ⓜ Button for 2s
Answer/Hang Up Call	Press Ⓟ Button Once
Reject Call	Press Ⓟ Button for 2s
Reset	Press Ⓡ & Ⓛ Button for 3s

Care & Maintenance

- Do not use any form of detergents or cleaning material to clean the product as any type of chemical may make this device unusable.
- Do not disassemble this product. It contains no user serviceable parts.
- Do not drop or jump on it and treat it with care for the best performance.
- Keep the product in a dry location. Dust, dirt & moisture from humidity can accumulate on the body of the product if kept at an unfriendly place.
- Do not dispose this product in fire or batteries may explode or leak.

04

Warranty Information

Your "Tronsmart Trip Portable Outdoor Speaker", is warranted to the original owner for 12 months from the date of purchase against defects in material and workmanship under normal use and service. Tronsmart is not responsible for the accidental use of this product and its liability will not exceed the purchase price of the product. If you have any problems while using the product, please do not hesitate to contact our customer support team at support@tronsmart.com.

FCC Statement

This device complies with Part 15 of the FCC rules. Operation is subject to the following two conditions: 1) this device may not cause harmful interference, and 2) this device must accept any interference received, including interference that may cause undesired operation.

Note: This equipment has been tested and found to comply with the limits for a Class B digital device, pursuant to part 15 of the FCC Rules. These limits are designed to provide reasonable protection against harmful interference in a residential installation.

This equipment generates uses and can radiate radio frequency energy and, if not installed and used in accordance with the instructions, may cause harmful interference to radio communications. However, there is no guarantee that interference will not occur in particular installation. If this equipment does cause harmful interference to radio or television reception, which can be determined by turning the equipment off and on, the user is encouraged to try to correct the interference by one or more of the following measures:

- Reorient or relocate the receiving antenna.
- Increase the separation between the equipment and receiver.
- Connect the equipment into an outlet on a circuit different from that to which the receiver is connected.
- Consult the dealer or an experienced radio/TV technician for help.

Changes or modifications not expressly approved by the party responsible for compliance could void the user's authority to operate the equipment.

RF Warning Statement:
The device has been evaluated to meet general RF exposure requirement. The device can be used in portable exposure condition without restriction.

05

		制作日期	2022-03-22	制作员	黄焕丽
名称	Trip				
尺寸	75x105mm				
材质说明	80g铜版纸+单黑正反印刷+手风琴				
工艺说明					
版本	V1.0				
备注	V1.0 初稿				