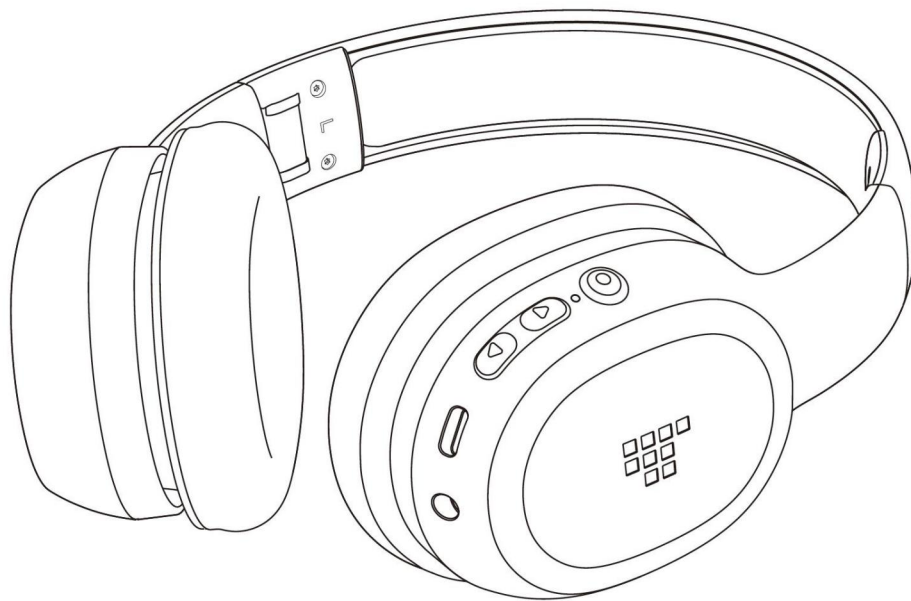


 **Tronsmart**

KH03



**WIRELESS**

**ANC KIDS HEADPHONE**

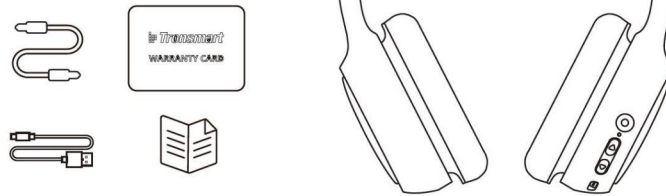
**USER MANUAL**

## **English**

Thank you for purchasing the Tronsmart Wireless Kids Headphones. Please read the user manual before use and keep it handy for future reference. If you have trouble understanding or following the instructions in this manual, please contact our customer support team directly at [atsupport@tronsmart.com](mailto:atsupport@tronsmart.com).

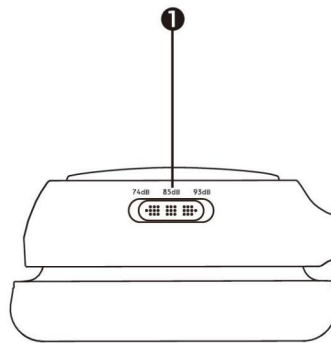
## **Package Contents**

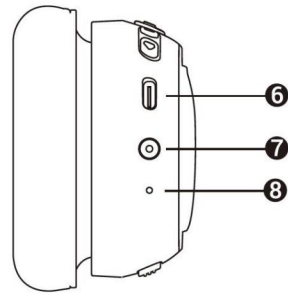
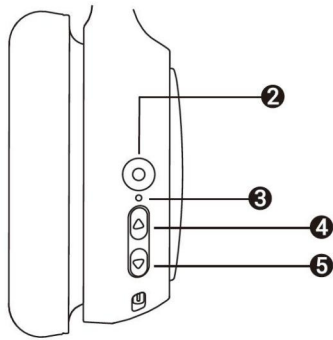
- 1 x Tronsmart Wireless Kids Headphones
- 1 x Type-C Charging Cable
- 1 x Aux-in Cable
- 1 x User Manual
- 1 x Warranty Card



## **Product Overview**

- ❶ Volume Control Switch
- ❷ Multifunctional Button
- ❸ LED Indicator
- ❹ Volume +
- ❺ Volume -
- ❻ Type-C Charging Port
- ❼ Aux-in Port
- ❽ Microphone

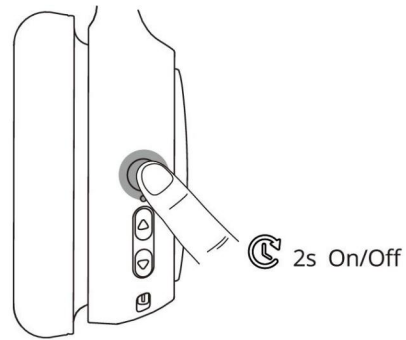




### **Turn On/Turn Off**

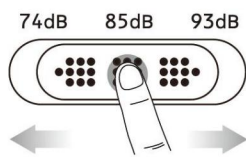
Press the 'Multifunctional' button for 2s to turn on/turn off.

\*The headphones will enter pairing mode automatically once turned on.



### **Volume Control Switch**

Push the switch to "74dB" to control the volume below 85dB. Push the switch to "93dB" to disable volume control and recover normal volume under noisy environment.



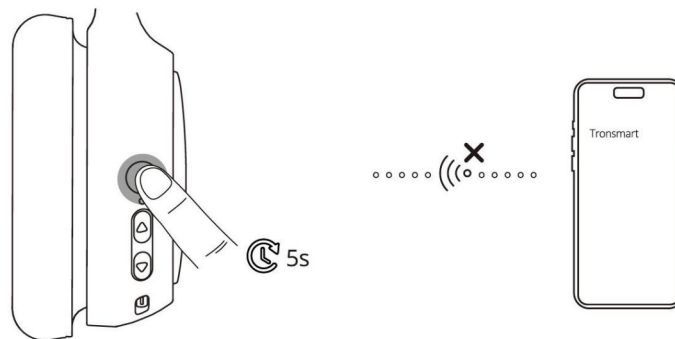
## **Bluetooth Connection**

Search & Click 'Tronsmart' to Connect.




## **Disconnect from Bluetooth**

Press the 'Multifunctional' button for 5s to disconnect from device.

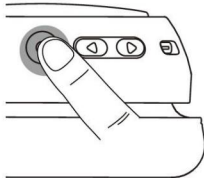


## **Music Playing**



○	👉 x 1	Press Once - Play/Pause
	👉 x 1	Press Once - Turn Up Volume
△	⌂ 2S	Press for 2s - Next Track
	👉 x 1	Press Once - Turn Down Volume
▽	⌂ 2S	Press for 2s - Previous Track

## **Phone Call**

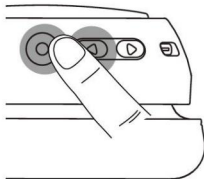


○	👉 x 1	Press Once - Answer/Hang Up a Phone Call
	👉 x 2	Double Press - Reject a Phone Call

### **\*Note**

- A. Please note that all controls will be unavailable if plugged into Aux-in Cable.
- B. Our headphones are made for 4+ years children, optimal for 6-12 years.

## **Reset**



○ +	⌂ 5S	Press the 'Multifunctional' button & 'Volume +' for 5s to reset.
--------	------	--

## **Specifications**

Model	KH03
Bluetooth Version	5.3
Bluetooth Profile	HFP/HSP/AVRCP/A2DP
Audio Codec	AAC, SBC
Bluetooth Range	Over 15 meters / 49 feet
Driver	40 mm
Frequency Range	20-20KHz
Playtime (Varied by Volume Level & Audio Contents)	30 Hours
Battery	3.7V/700mAh
Charging Time	1.5 Hours
Dimension	120mm

## **Care and Maintenance**

- If this product is not used for a long period, it's recommended to recharge it at least once a month to extend its life and maintain the normal use performance.
- Keep the product in a dry location.
- Do not dispose of this product in the fire as batteries may explode or leak.
- To clean the product, use a lightly dampened cloth in water to clean the exterior in case it gets dirty.
- Do not disassemble this product. It contains no user-serviceable parts.

## **Warranty Information**

Your 'Tronsmart KH03 Wireless Kids Headphones', is warranted to the original owner for 1 year from the date of purchase against defects in material and workmanship under normal use and service. Tronsmart is not responsible for the accidental use of this product and its liability will not exceed the purchase price of the product. If you have any problems while using the product, please do not hesitate to contact our customer support team at [support@tronsmart.com](mailto:support@tronsmart.com).

**FCC Statement**

This device complies with Part 15 of the FCC Rules. Operation is subject to the following two conditions:

(1) this device may not cause harmful interference, and (2) this device must accept any interference received, including interference that may cause undesired operation.

**NOTE:** This equipment has been tested and found to comply with the limits for a Class B digital device, pursuant to part 15 of the FCC Rules. These limits are designed to provide reasonable protection against harmful interference in a residential installation. This equipment generates uses and can radiate radio frequency energy and, if not installed and used in accordance with the instructions, may cause harmful interference to radio communications. However, there is no guarantee that interference will not occur in a particular installation. If this equipment does cause harmful interference to radio or television reception, which can be determined by turning the equipment off and on, the user is encouraged to try to correct the interference by one or more of the following measures:

- Reorient or relocate the receiving antenna.
- Increase the separation between the equipment and receiver.
- Connect the equipment into an outlet on a circuit different from that to which the receiver is connected.
- Consult the dealer or an experienced radio/TV technician for help.

Changes or modifications not expressly approved by the party responsible for compliance could void the user's authority to operate the equipment.



**SHENZHEN GEEKBUY E-COMMERCE CO., LTD.**

Warehouse 101H, No. 49 South Wuhe Avenue, Wuhe Community,  
Bantian Street, Longgang District, Shenzhen

Email: [support@tronsmart.com](mailto:support@tronsmart.com)

800-270-1082 (USA & Canada)

+86-755-23603740 (Global)

FCC ID: 2AV3Z-KH03



[www.tronsmart.com](http://www.tronsmart.com)

Made in China