



ShenZhen City FeiMin Technology CO., LTD.

SPECIFICATION FOR APPROVED

CUSTOMER: _____ Angsi Technology (Dingnan) Co., Ltd. _____

PRODUCTS: _____ 2.4G Antenna _____

PART NO: _____ 3.01015.2567 _____

Spec. : _____ FM-S1882-BL-2065 _____

Data: _____ 2023.03.10 _____

SUPPLIER		
PREPARED BY	CHECKED BY	APPROVED BY
FanMa	XingxiXia	DongdongMa

CUSTOMER		
ACCEPTED BY	CHECKED BY	APPROVED BY

REMARK: Please send us one (or copy) of this approval with stamp after accepting, other copies filed by the customer.

ADD: Room 303, Building C, Hengnan one Road, Gushu community, Xixiang Street, Bao'an District, Shenzhen City

Tel: 0755-23035723

Fax: 0755-23036702

E-mail: ant001@fmant.cn

HTTP: www.fmant.cn

ANTENNA SPECIFICATION

目录

1. Project Information.....	4
1.1. Appearance and Dimensions.....	4
2. Electrical Characteristics.....	5
2.1. Test Environment Conditions	5
2.2. Measurement method.....	5
2.2.1. Antenna Return loss 、 Antenna SWR、 Smith chart	5
2.3. Antenna passive test data.....	6
2.3.1. Test system.....	6
2.3.2 Antenna efficiency and gain.....	6
2.3.3 Antenna Radiation Pattern.....	7
3.Notes.....	7
4. Product packaging specification	8

ANTENNA SPECIFICATION

Revision history

Version	date	status
A1	2023-03-10	First edition

Changes:

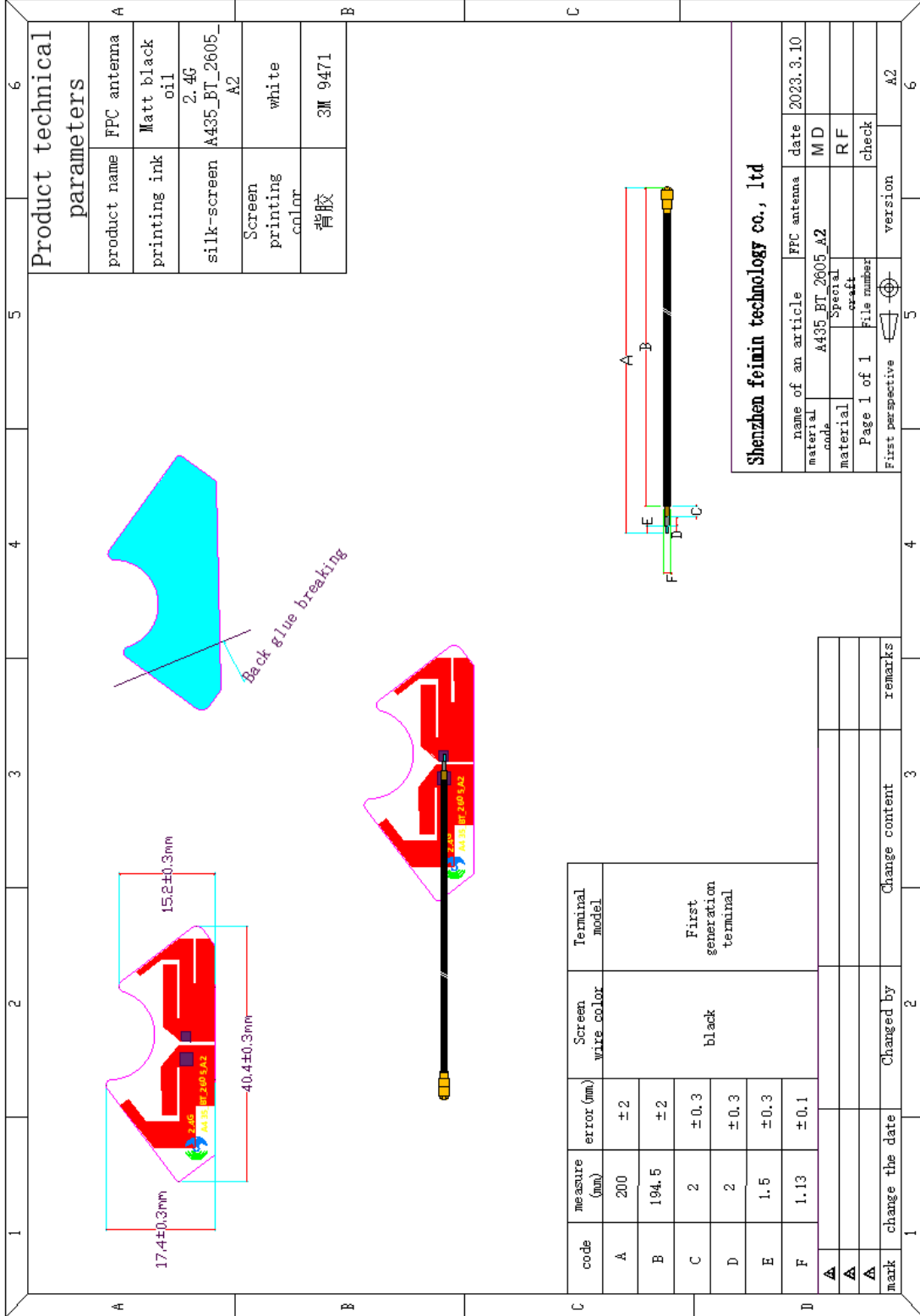
First change:

Before the change: (If necessary, please add corresponding pictures, and the details of the change should be clearly described here)

After the change: (If necessary, please add corresponding pictures, and the details of the change should be clearly described here)

1. Project Information

1.1. Appearance and Dimensions



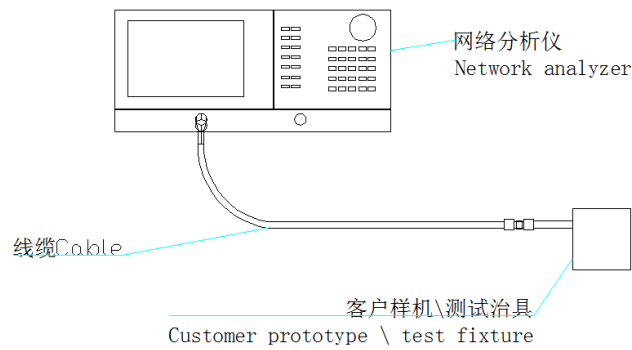
ANTENNA SPECIFICATION

2. Electrical Characteristics

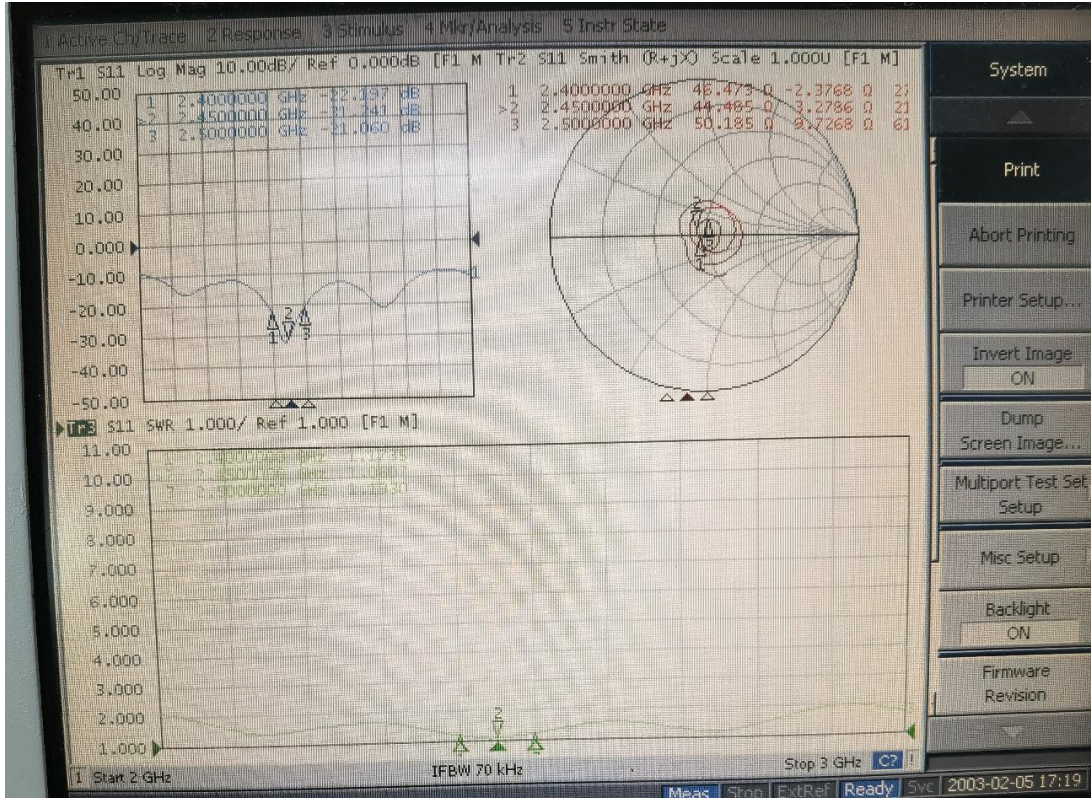
2.1. Test Environment Conditions

Temperature	Ordinary Temperature (5 to 35°C)
Humidity	Ordinary Humidity (25 to 85% RH)

2.2. Measurement method



2.2.1. Antenna Return loss, Antenna SWR, Smith chart



ANTENNA SPECIFICATION

2.3. Antenna passive test data

2.3.1. Test system



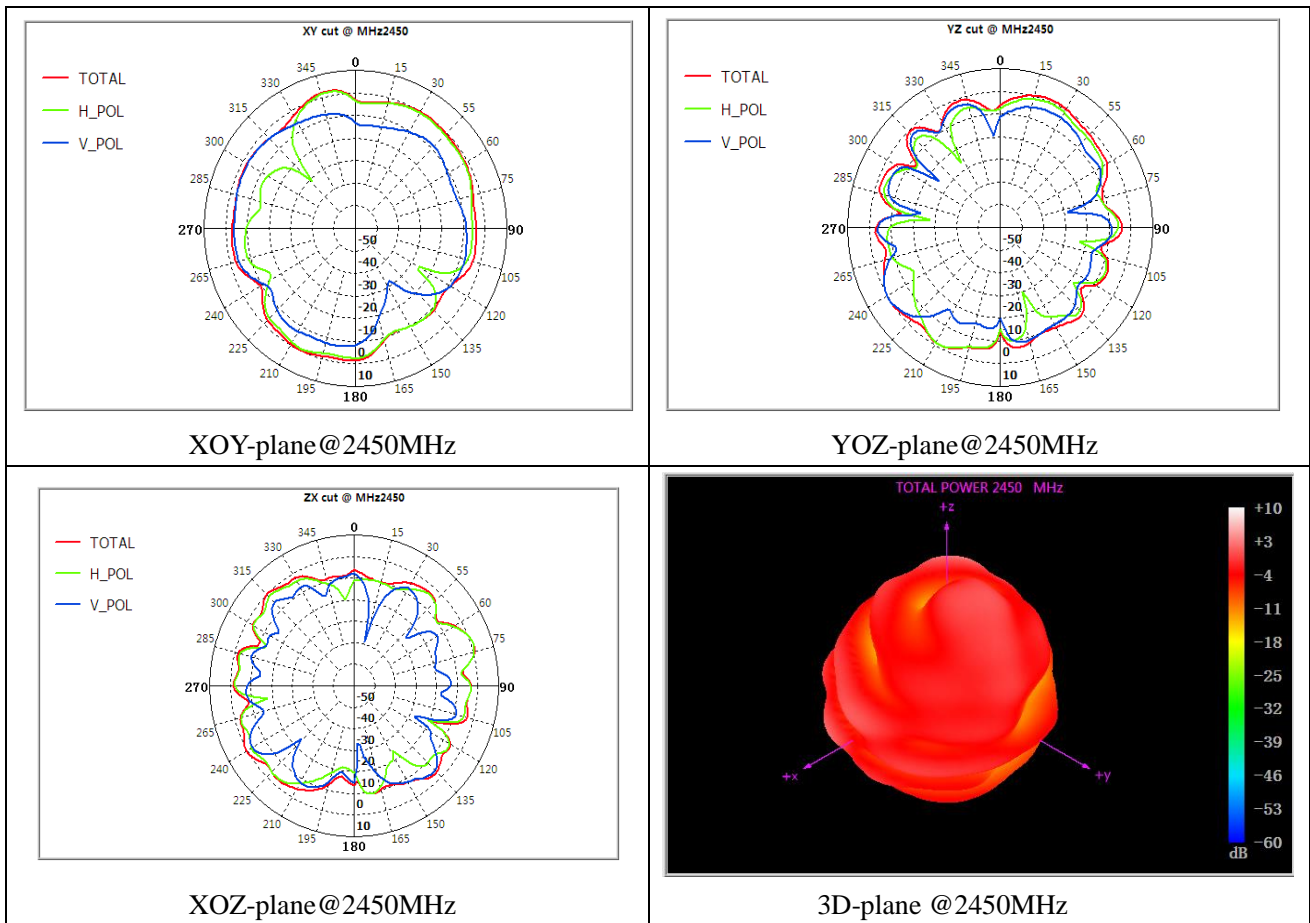
Shenzhen Feimin Technology Co., Ltd. (24-probe OTA microwave darkroom)

2.3.2 Antenna efficiency and gain

Frequency (MHz)	Gain (dBi)	Efficiency (%)
2400 MHz	1.34	35.76
2410 MHz	1.3	35.58
2420 MHz	1.81	39.45
2430 MHz	2.11	42.71
2440 MHz	2.69	46.36
2450 MHz	2.17	48.46
2460 MHz	2.24	49.17
2470 MHz	2.56	50.44
2480 MHz	2.55	50.32
2490 MHz	2.29	49.75
2500 MHz	2.24	49.16

ANTENNA SPECIFICATION

2.3.3 Antenna Radiation Pattern



3. Notes

1. When installing, be careful not to be too close to the metal part to avoid affecting the antenna performance.
2. This antenna is only suitable for this model, and the position of the antenna cannot be changed at will. If it is used on other machines, the effect will become worse, which has nothing to do with our company.
3. The data (such as antenna efficiency, gain, etc.) used in this acknowledgement are all obtained from the laboratory test of this recognition project/antenna in Shenzhen Feimin Technology Co., Ltd.

ANTENNA SPECIFICATION

4. Product packaging specification

product name: 2.4G antenna

Antenna form: FPC+shielded wire

1、Labeling requirements

The inner label is 7CM long and 4CM wide

The outer label is 7CM long, about 5CM

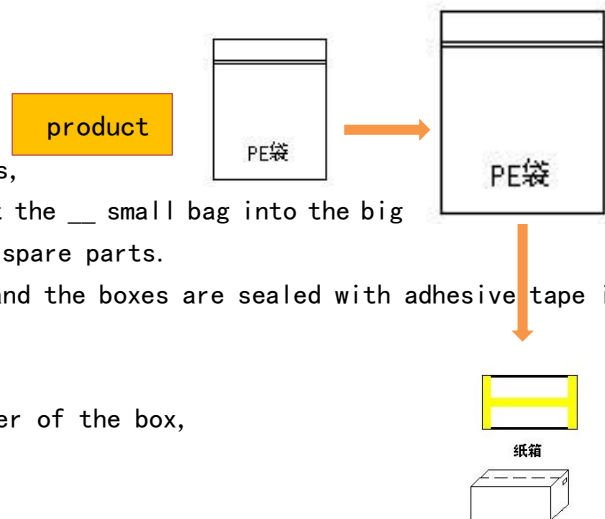
supplier	Shenzhen Feimin Technology Co., Ltd.
product name	*****
Material coding	*****
Specifications	*****
quantity	***PCS

client's name			
supplier	Shenzhen Feimin Technology Co., Ltd.		
Order number	*****		
Material coding	*****		
Specification model	*****	product name	*****
quantity	*****PCS	QC:	
spare parts	***PCS	Notes	

2、Packing process

Job description:

- The product __PCS is packed in PE open pockets, and the inner label is affixed to each pouch; Put the __ small bag into the big PE sealing tape bag, except the tail number and spare parts.
- Each box contains __ large bags of products, and the boxes are sealed with adhesive tape in the shape of "I".
- Paste the outer label on the upper right corner of the box, and there must be no missing or wrong filling.



3、Precautions

When packing the box, please pay attention to lay the antenna flat and avoid serious shaking after sealing. If the whole box is not filled, it needs to be filled with foam to avoid transportation Circumstances that caused product defects in the process.