Tronsmart

FORCE 2

BLUETOOTH SPEAKER

USER MANUAL

BUTTON CONFIGURATION

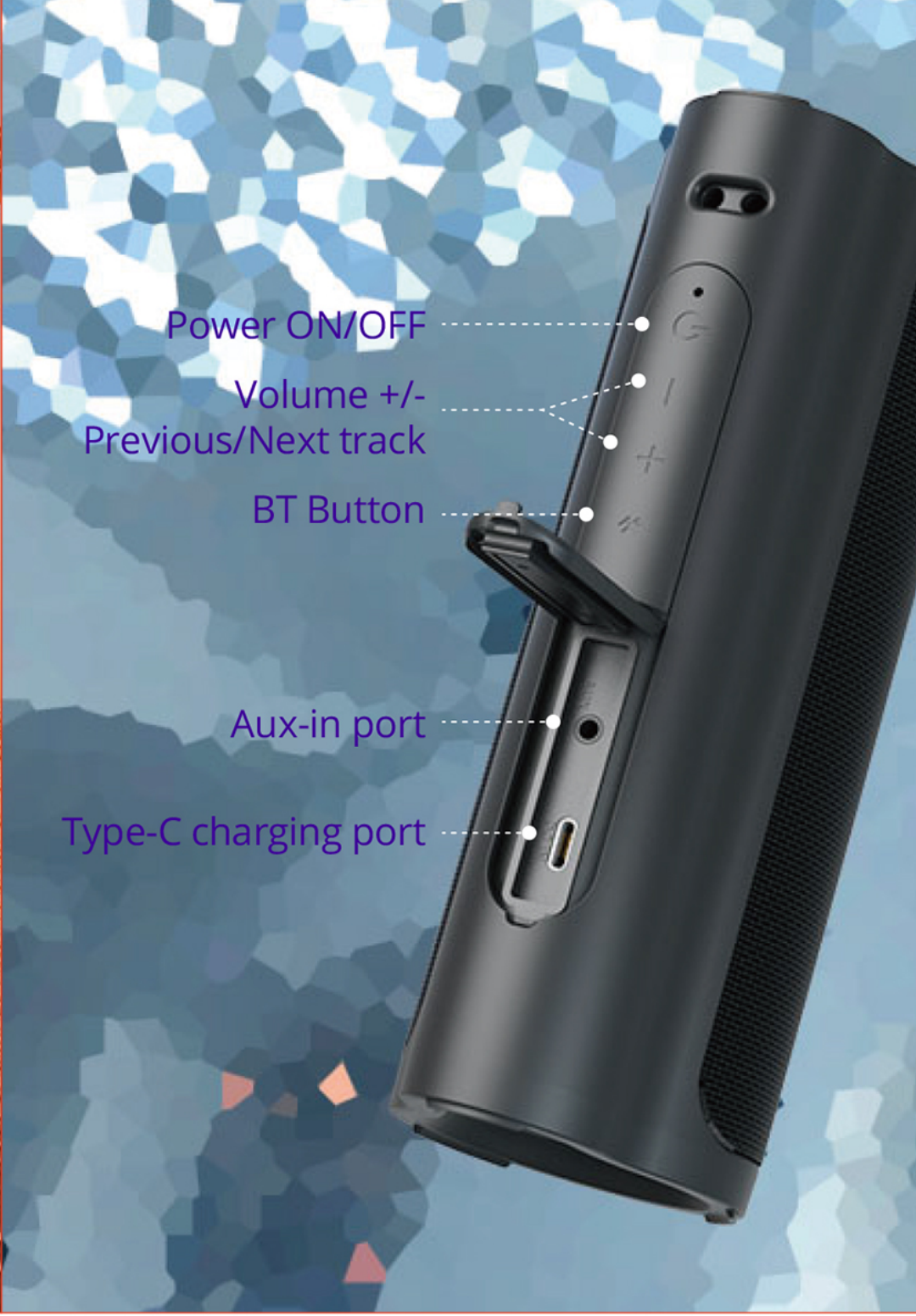

HOW TO USE





HOW TO CONNECT TO BROADCAST MODE?



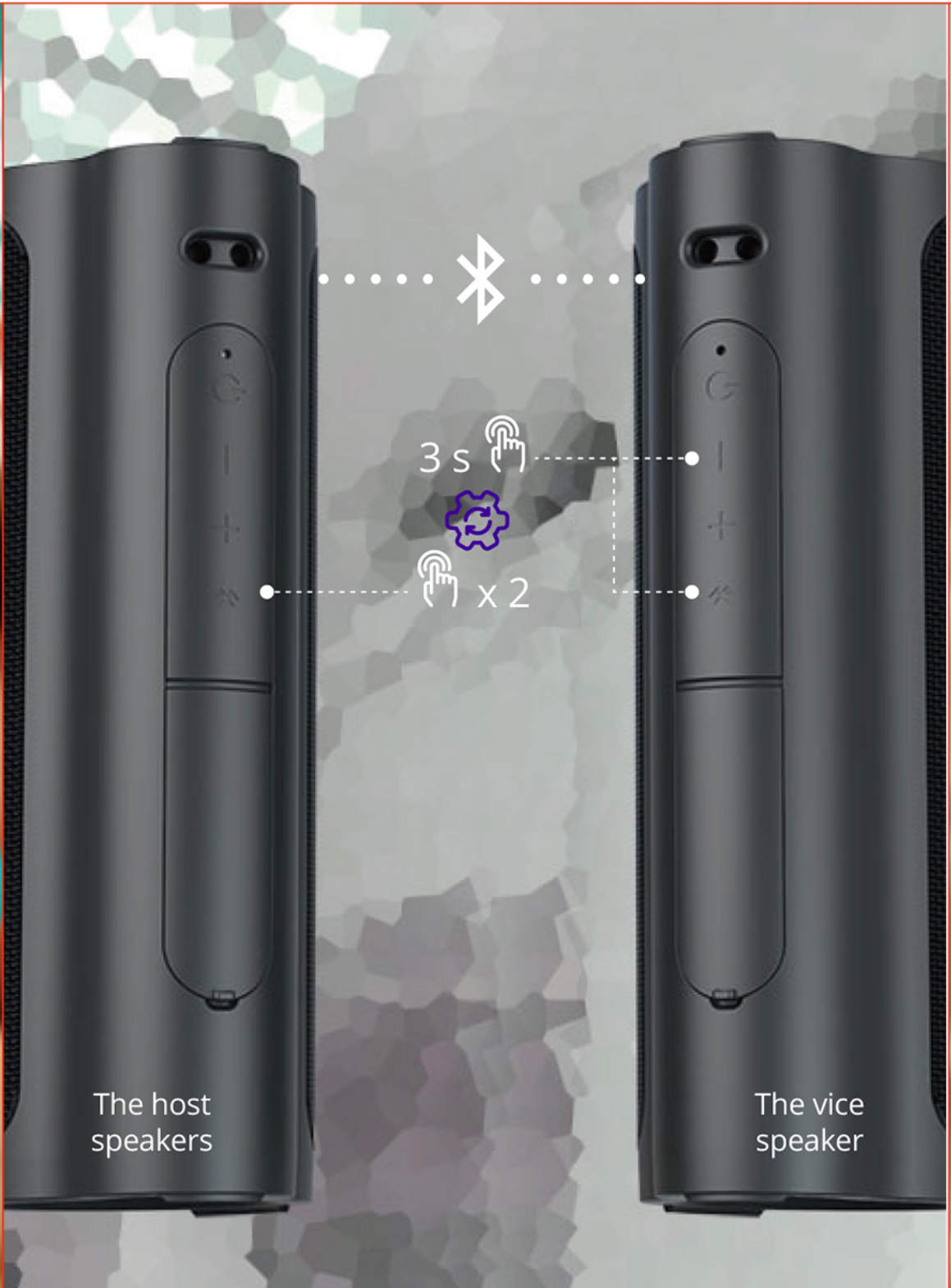

Note: The next pairing is also according to the above method.

HOW TO DISCONNECT TO BROADCAST MODE?



⏻	🔵	The indicator light keeps on blue.
📱✱	🔵🔵🔵	The indicator light flashes blue rapidly.
📱✱	🔵	The indicator light keeps on blue.
🔌	🟢	The indicator light keeps on green.
☎	🔵🔵🔵 🔵🔵🔵	The indicator light flashes blue three times quickly. (Repeat every 2 seconds)
🔋	🔴	The indicator light keeps on red.

Note: If you need to separately use the speaker that enters the broadcast mode, please exit the broadcast mode first to avoid abnormal functions.

Tronsmart

SHENZHEN GEEKBUY E-COMMERCE CO., LTD.
19th Floor, Galaxy World Tower B, #1 YaBao Rd.,
LongGang District, Shenzhen, China
Email: support@tronsmart.com
800-270-1082 (USA & Canada)
+86-755-23603740 (Global)

FC CE RoHS

www.tronsmart.com FCC ID: 2AV3Z-FORCE2 Made in China

ENGLISH

Thank you for purchasing the Tronsmart Force 2 Bluetooth Speaker. Please read the user manual before use and keep it handy for future reference. If you have any additional questions or comments, please contact us by email at: **support@tronsmart.com**

PACKAGE CONTENTS

1 x Force 2   1 x Type-C charging cable   1 x User manual
1 x Warranty card   1 x Aux-in cable   1 x Lanyard

Aux-in Mode

Simple connect the speaker with your non-Bluetooth device via the 3.5mm audio jack cable. Note: After plugging in an audio cable, the speaker will automatically switch to Aux-in mode.

Auto Power Off

The speaker will power off automatically after 15 minutes if it does not pair with any device through Bluetooth or does not play any sound after pairing. When in low battery, the speaker will power off automatically as well.

Care & Maintenance

Do not use any form of detergents or cleaning material to clean the product as any type of chemical may make this device unusable. Do not disassemble this product. It contains no user serviceable parts. Do not drop or jump on it and treat it with care for the best performance. Keep the product in a dry location. Dust, dirt & moisture from humidity can accumulate on the body of the product if kept at an unfriendly place. Do not dispose this product in fire or batteries may explode or leak.

Warranty Information

Your 'Tronsmart Force 2 Bluetooth Speaker', is warranted to the original owner for 12 months from the date of purchase against defects in material and workmanship under normal use and service. Tronsmart is not responsible for the accidental use of this product and its liability will not exceed the purchase price of the product. If you have any problems while using the product, please do not hesitate to contact our customer support team at **support@tronsmart.com**.

Model	Force 2
Bluetooth	5.0
Bluetooth profile	A2DP/SBC/AAC
Bluetooth transmission	Up to 10m/32.8ft (open area)
Battery Capability	2500mAh
Power	30W RMS (40W max)
Waterproof	IPX7
Power supply	DC 5V/2.0A (Max), via Type-C port
Frequency range	60Hz – 20KHz
Playtime	Up to 15 hours (on a 50% volume)
Charging time	About 3 - 4 hours
Dimension	6.42 x 2.83 x 2.52 inches / 163 x 72 x 64 mm
Weight	627 g / 22.08 oz

FCC STATEMENT

This device complies with Part 15 of the FCC rules. Operation is subject to the following two conditions: 1) this device may not cause harmful interference, and 2) this device must accept any interference received, including interference that may cause undesired operation.
Note: This equipment has been tested and found to comply with the limits for a Class B digital device, pursuant to part 15 of the FCC Rules. These limits are designed to provide reasonable protection against harmful interference in a residential installation.
This equipment generates uses and can radiate radio frequency energy and, if not installed and used in accordance with the instructions, may cause harmful interference to radio communications. However, there is no guarantee that interference will not occur in particular installation. If this equipment does cause harmful interference to radio or television reception, which can be determined by turning the equipment off and on, the user is encouraged to try to correct the interference by one or more of the following measures:
--Reorient or relocate the receiving antenna.
--Increase the separation between the equipment and receiver.
--Connect the equipment into an outlet on a circuit different from that to which the receiver is connected.
--Consult the dealer or an experienced radio/TV technician for help.
Changes or modifications not expressly approved by the party responsible for compliance could void the user's authority to operate the equipment.

RF warning statement:
The device has been evaluated to meet general RF exposure requirement. The device can be used in portable exposure condition without restriction.v