

## Appendix A: Test Set-up Photos




Figure 1: Radiated Emissions (30 MHz – 1 GHz)





Figure 2: Radiated Emissions (1 – 18 GHz)



**Figure 3: AC Mains Conducted Emissions**



**Figure 4: Frequency Stability**