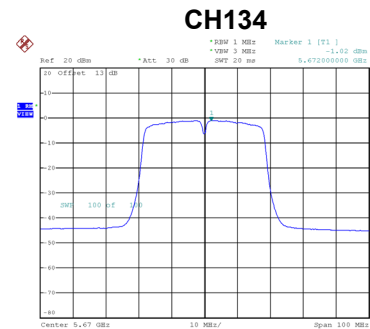
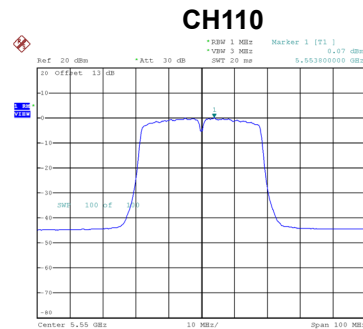
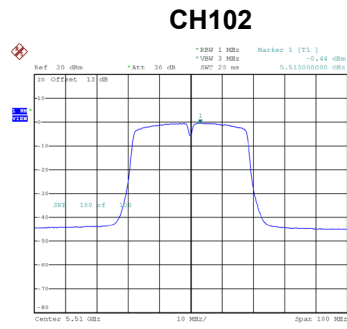


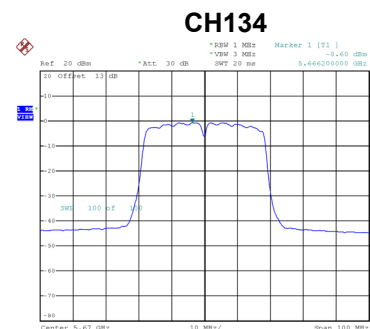
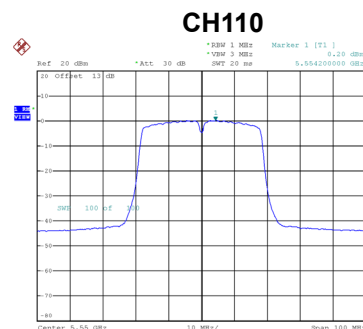
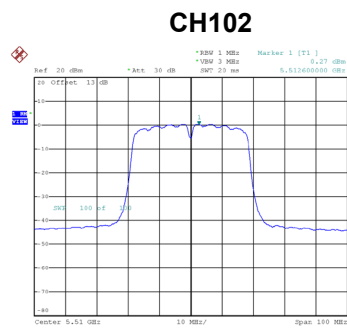
Test Mode	UNII-2C_TX AC(VHT40) Mode_Ant. 1
-----------	----------------------------------

Channel	Frequency (MHz)	Power Spectral Density (dBm/MHz)	Duty Factor	Power Spectral Density + Duty Factor (dBm/MHz)	Max. Limit (dBm/MHz)	Result
102	5510	-0.44	1.46	1.02	10.53	Complies
110	5550	0.07	1.46	1.53	10.53	Complies
134	5670	-1.02	1.46	0.44	10.53	Complies



Test Mode	UNII-2C_TX AC(VHT40) Mode_Ant. 2
-----------	----------------------------------

Channel	Frequency (MHz)	Power Spectral Density (dBm/MHz)	Duty Factor	Power Spectral Density + Duty Factor (dBm/MHz)	Max. Limit (dBm/MHz)	Result
102	5510	0.27	1.46	1.73	10.53	Complies
110	5550	0.20	1.46	1.66	10.53	Complies
134	5670	-0.60	1.46	0.86	10.53	Complies

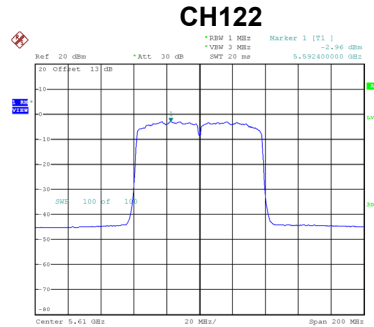
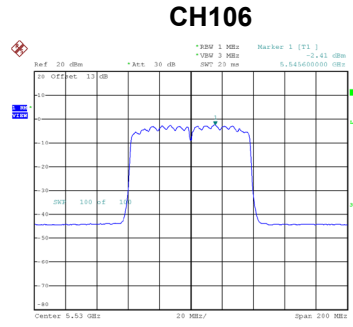


Test Mode	UNII-2C_TX AC(VHT40) Mode_Total
-----------	---------------------------------

Channel	Frequency (MHz)	Power Spectral Density (dBm/MHz)	Max. Limit (dBm/MHz)	Result
102	5510	4.40	10.53	Complies
110	5550	4.60	10.53	Complies
134	5670	3.66	10.53	Complies

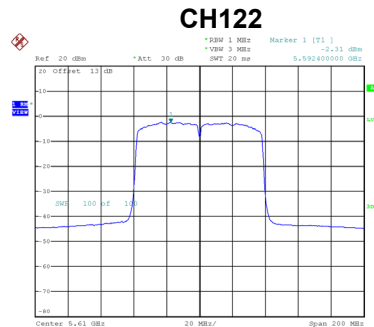
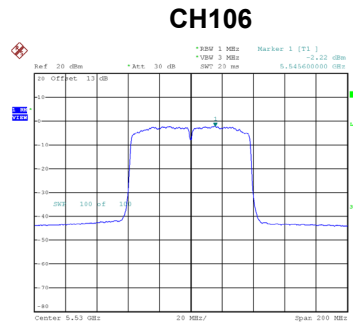
Test Mode	UNII-2C_TX AC(VHT80) Mode_Ant. 1
-----------	----------------------------------

Channel	Frequency (MHz)	Power Spectral Density (dBm/MHz)	Duty Factor	Power Spectral Density + Duty Factor (dBm/MHz)	Max. Limit (dBm/MHz)	Result
106	5530	-2.41	2.55	0.14	10.53	Complies
122	5610	-2.96	2.55	-0.41	10.53	Complies



Test Mode	UNII-2C_TX AC(VHT80) Mode_Ant. 2
-----------	----------------------------------

Channel	Frequency (MHz)	Power Spectral Density (dBm/MHz)	Duty Factor	Power Spectral Density + Duty Factor (dBm/MHz)	Max. Limit (dBm/MHz)	Result
106	5530	-2.22	2.55	0.33	10.53	Complies
122	5610	-2.31	2.55	0.24	10.53	Complies



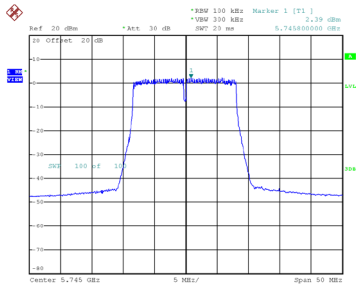
Test Mode	UNII-2C_TX AC(VHT80) Mode_Total
-----------	---------------------------------

Channel	Frequency (MHz)	Power Spectral Density (dBm/MHz)	Max. Limit (dBm/MHz)	Result
106	5530	3.24	10.53	Complies
122	5610	2.93	10.53	Complies

Test Mode UNII-3_TX A Mode_Ant. 1

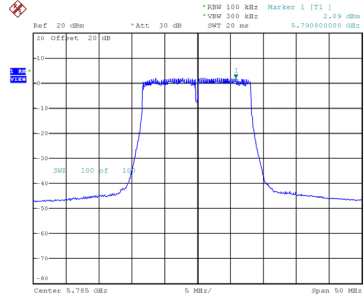
Channel	Frequency (MHz)	Power Spectral Density (dBm/500 kHz)	Duty Factor	Power Spectral Density + Duty Factor (dBm/500 kHz)	Max. Limit (dBm/500 kHz)	Result
149	5745	2.39	0.74	3.13	30.00	Complies
157	5785	2.09	0.74	2.83	30.00	Complies
165	5825	1.90	0.74	2.64	30.00	Complies

CH149



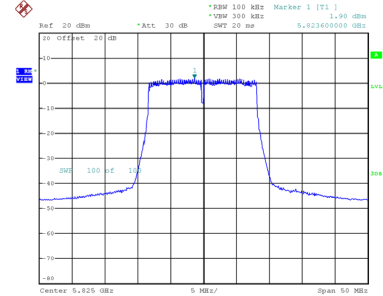
Date: 22_SEP.2021 16:25:11

CH157



Date: 22_SEP.2021 16:25:46

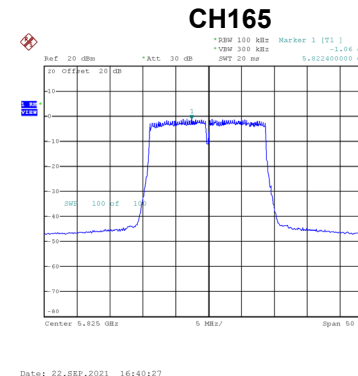
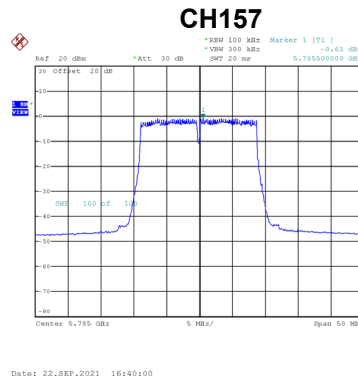
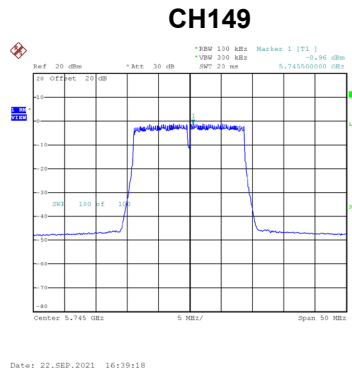
CH165



Date: 22_SEP.2021 16:26:17

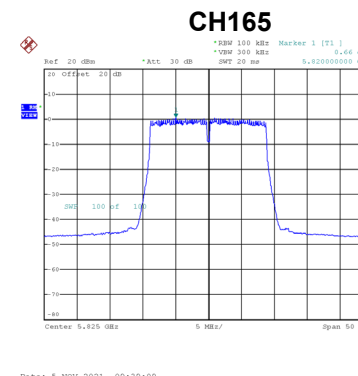
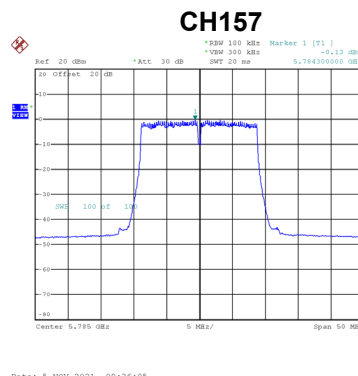
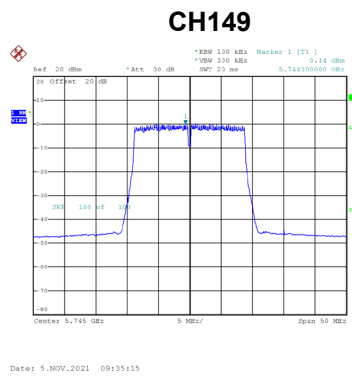
Test Mode UNII-3_TX AC(VHT20) Mode_Ant. 1

Channel	Frequency (MHz)	Power Spectral Density (dBm/500 kHz)	Duty Factor	Power Spectral Density + Duty Factor (dBm/500 kHz)	Max. Limit (dBm/500 kHz)	Result
149	5745	-0.96	0.79	-0.17	29.53	Complies
157	5785	-0.63	0.79	0.16	29.53	Complies
165	5825	-1.06	0.79	-0.27	29.53	Complies



Test Mode UNII-3_TX AC(VHT20) Mode_Ant. 2

Channel	Frequency (MHz)	Power Spectral Density (dBm/500 kHz)	Duty Factor	Power Spectral Density + Duty Factor (dBm/500 kHz)	Max. Limit (dBm/500 kHz)	Result
149	5745	0.14	0.79	0.93	29.53	Complies
157	5785	-0.13	0.79	0.66	29.53	Complies
165	5825	0.66	0.79	1.45	29.53	Complies

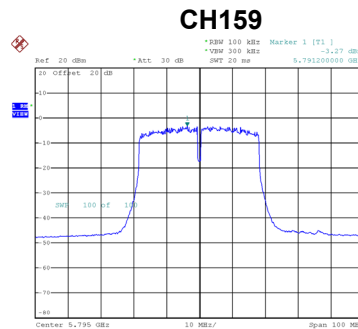
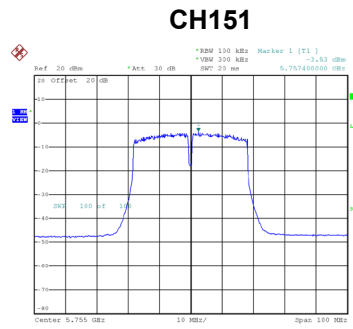


Test Mode	UNII-3_TX AC(VHT20) Mode_Total
-----------	--------------------------------

Channel	Frequency (MHz)	Power Spectral Density (dBm/500 kHz)	Max. Limit (dBm/500 kHz)	Result
149	5745	3.43	29.53	Complies
157	5785	3.43	29.53	Complies
165	5825	3.69	29.53	Complies

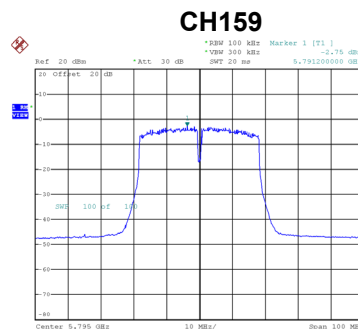
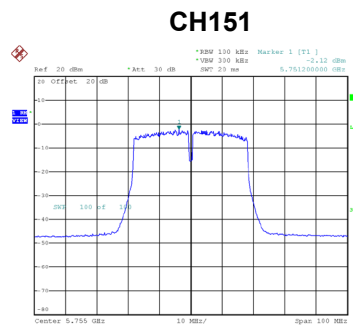
Test Mode	UNII-3_TX AC(VHT40) Mode_Ant. 1
-----------	---------------------------------

Channel	Frequency (MHz)	Power Spectral Density (dBm/500 kHz)	Duty Factor	Power Spectral Density + Duty Factor (dBm/500 kHz)	Max. Limit (dBm/500 kHz)	Result
151	5755	-3.53	1.46	-2.07	29.53	Complies
159	5795	-3.27	1.46	-1.81	29.53	Complies



Test Mode	UNII-3_TX AC(VHT40) Mode_Ant. 2
-----------	---------------------------------

Channel	Frequency (MHz)	Power Spectral Density (dBm/500 kHz)	Duty Factor	Power Spectral Density + Duty Factor (dBm/500 kHz)	Max. Limit (dBm/500 kHz)	Result
151	5755	-2.12	1.46	-0.66	29.53	Complies
159	5795	-2.75	1.46	-1.29	29.53	Complies

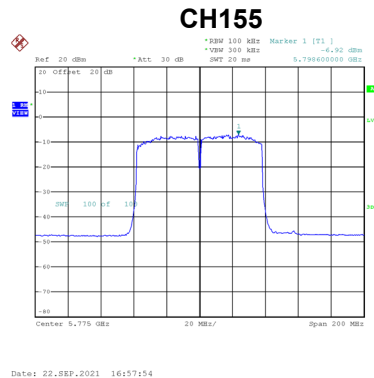


Test Mode	UNII-3_TX AC(VHT40) Mode_Total
-----------	--------------------------------

Channel	Frequency (MHz)	Power Spectral Density (dBm/500 kHz)	Max. Limit (dBm/500 kHz)	Result
151	5755	1.70	29.53	Complies
159	5795	1.46	29.53	Complies

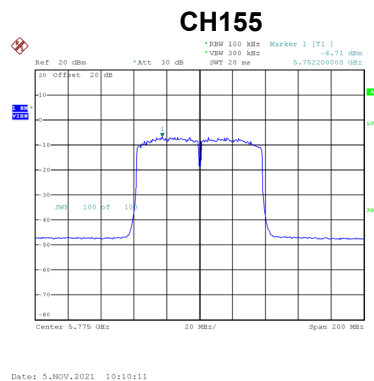
Test Mode	UNII-3_TX AC(VHT80) Mode_Ant. 1
-----------	---------------------------------

Channel	Frequency (MHz)	Power Spectral Density (dBm/500 kHz)	Duty Factor	Power Spectral Density + Duty Factor (dBm/500 kHz)	Max. Limit (dBm/500 kHz)	Result
155	5775	-6.92	2.55	-4.37	29.53	Complies



Test Mode	UNII-3_TX AC(VHT80) Mode_Ant. 2
-----------	---------------------------------

Channel	Frequency (MHz)	Power Spectral Density (dBm/500 kHz)	Duty Factor	Power Spectral Density + Duty Factor (dBm/500 kHz)	Max. Limit (dBm/500 kHz)	Result
155	5775	-6.71	2.55	-4.16	29.53	Complies



Test Mode	UNII-3_TX AC(VHT80) Mode_Total
-----------	--------------------------------

Channel	Frequency (MHz)	Power Spectral Density (dBm/500 kHz)	Max. Limit (dBm/500 kHz)	Result
155	5775	-1.26	29.53	Complies

APPENDIX H - FREQUENCY STABILITY

Test Mode	UNII-1
-----------	--------

Voltage vs. Frequency Stability

Voltage (V)	Measurement Frequency (MHz)
Center Frequency	5180.0000
13.8	5179.9750
12.0	5179.9748
10.2	5179.9748
Maximum Deviation (MHz)	0.0252
Maximum Deviation (ppm)	4.8625

Temperature vs. Frequency Stability

Temperature (°C)	Measurement Frequency (MHz)
Center Frequency	5180.0000
0	5179.9548
10	5179.9548
20	5179.9548
30	5179.9548
40	5179.9548
45	5179.9548
Maximum Deviation (MHz)	0.0452
Maximum Deviation (ppm)	8.7235

Test Mode	UNII-2A
-----------	---------

Voltage vs. Frequency Stability

Voltage (V)	Measurement Frequency (MHz)
Center Frequency	5260.0000
13.8	5259.9750
12.0	5259.9599
10.2	5259.9399
Maximum Deviation (MHz)	0.0601
Maximum Deviation (ppm)	11.4282

Temperature vs. Frequency Stability

Temperature (°C)	Measurement Frequency (MHz)
Center Frequency	5260.0000
0	5259.9400
10	5259.9599
20	5259.9600
30	5259.9400
40	5259.9400
45	5259.9400
Maximum Deviation (MHz)	0.0600
Maximum Deviation (ppm)	11.4116

Test Mode	UNII-2C
-----------	---------

Voltage vs. Frequency Stability

Voltage (V)	Measurement Frequency (MHz)
Center Frequency	5500.0000
13.8	5499.9550
12.0	5499.9550
10.2	5499.9502
Maximum Deviation (MHz)	0.0499
Maximum Deviation (ppm)	9.0636

Temperature vs. Frequency Stability

Temperature (°C)	Measurement Frequency (MHz)
Center Frequency	5500.0000
0	5499.9199
10	5499.9600
20	5499.9550
30	5499.9348
40	5499.9599
45	5499.9399
Maximum Deviation (MHz)	0.0801
Maximum Deviation (ppm)	14.5682

Test Mode	UNII-3
-----------	--------

Voltage vs. Frequency Stability

Voltage (V)	Measurement Frequency (MHz)
Center Frequency	5745.0000
13.8	5744.9551
12.0	5744.9600
10.2	5744.9350
Maximum Deviation (MHz)	0.0650
Maximum Deviation (ppm)	11.3098

Temperature vs. Frequency Stability

Temperature (°C)	Measurement Frequency (MHz)
Center Frequency	5745.0000
0	5744.9199
10	5744.9550
20	5744.9550
30	5744.9500
40	5744.9600
45	5744.9350
Maximum Deviation (MHz)	0.0801
Maximum Deviation (ppm)	13.9447

End of Test Report