



正面





More wonderful in online manual

Please scan QR Code

Download and install  
FiberHome APP

↓

Register to login

↓

Click User Profile  
(Upper right corner)


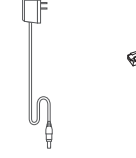

↓

Click User Manual

FiberHome Smart Router Manual

SR1021D

1 Packing List



Smart Router x1    Power adapterx1    Network cablex1

2 Safety Caution

In order to use the equipment correctly and safely, please read the following contents carefully before using it, and follow it strictly when using it.

**Installation and use**

1. Please use the standard power adapter of the equipment. Using other adapters may damage the equipment or make it unable to work properly.

2. The power load of power socket or power line should meet the requirements of equipment. Overloaded power sockets, damaged wires and plugs can cause shock or fire. Relevant wiring should be checked regularly. If it is damaged, please replace it immediately.

3. The equipment should be installed in the ventilation area, and avoid high temperature or sunshine, in order to facilitate the heat dissipation of the equipment.

4. Do not place the equipment too wet or near water vapor.

5. Do not place the equipment on an unstable table.

**Service**

Do not disassemble or open the equipment shell by yourself, otherwise your equipment will lose its warranty rights.

If there are following problems with this equipment, please contact your service provider in time.

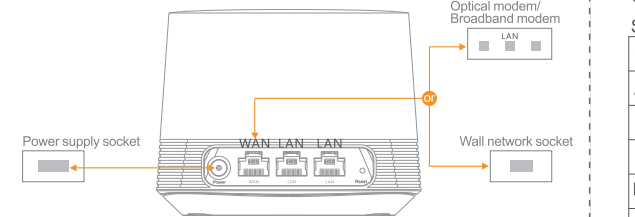
1. The power wire or plug is damaged.    2. The liquid is splashed into the equipment.

3. Failing or heavy hitting causes damage to the equipment shell.

4. Use according to operation instructions, but the equipment can not operate normally.

3 Installation Instructions

Connect the router to the power and connect the WAN port to the broadband network.



\*The first network port on the right side of the power hole is the WAN port, and the second, third network port is LAN port.

If the router LED indicator is red and the network is not connected, please refer to "Configuring the Router".

When the router LED indicator turns green, the router has been successfully installed.

**FiberHome Product Warranty**

We appreciate your purchase of FiberHome product. Please read and fill in the warranty and keep it properly for the future use.

**Subscriber Information**

Customer Name	
Address / Zip Code	
Phone	
Email	
Product Model	
Serial Number	
Date of Purchase	
Invoice Number	
Dealer Name	
Dealer Address	
Dealer Phone	

Please keep this card properly. No reissuance if lost.

Dealer: (Seal)

反面

**Warranty Description**

When you purchase a product offered by FiberHome from an authorized dealer, you have a 12-month warranty as standard, except for man-made causes. The warranty period begins on the date of invoice.

**For your lawful rights and interests, please notice:**

1. Please keep this card properly. No reissuance will be provided if you lose it and it becomes invalid if altered.

2. In the event of non-man-made failure of the product, you can guarantee the product by the warranty card and the purchase invoice marked with the product number.

**Warranty does not cover the following circumstances:**

1. Damage or malfunction caused by man-made reasons such as opening or remodel the machine on users' own.

2. Damage or malfunction caused by unsatisfactory environment.

3. Damage or malfunction caused by force majeure incidents (such as fire, earthquake, lightning strike, war).

4. Damage or malfunction caused by failure to operate and maintain in accordance with the user's manual.

5. Damage of external parts such as equipment enclosure, power connector in operation.

6. The inconsistency of the Warranty Card and the product serial number, or the warranty card has been altered.


7. Damage or malfunction caused by transporting, loading and unloading.

**We provide paid repair and maintenance service for the products that are beyond the warranty scope.**

**The final explanation rights of this warranty description are reserved by FiberHome.**

4 Configuring the Router

1. Download and install "FiberHome" APP and register to the home page.



FiberHome APP

Download the FiberHome APP to set up Wi-Fi


Download on the App Store

GET IT ON Google Play

2. Mobile phone connected to the router's Wi-Fi network (view the label at the bottom of the router to get the SSID and password)

3. Open the FiberHome APP and follow the APP-prompt to complete the router online configuration and mobile phone number binding.

\*When the router is successfully configured on the Internet, the indicator light will be green. If the APP interface prompts "Please insert an Ethernet cable", please ensure that there is no loosening, no bad contact and no abnormal wires at the router's interface.



Environmental protection labeling:  
The environmental protection service life shall be labeled in accordance with SJ/Z 11389-2009 General Rules for the Environmental Protection Service Life of Electronic Information Products. The signs identified on the product ontology indicate that the use period of environmental protection is 20 years. The environmental protection service life of electronic and electrical products refers to the period when the toxic and harmful substances or elements contained in the electronic and electrical products will not leak to the outside, and the users of the electronic and electrical products will not cause pollution to the environment or damage to the human body and property when using the electronic and electrical products. Please use this product according to the instruction manual during the period of environmental protection.

**FCC STATEMENT**

This equipment has been tested and found to comply with the limits for a Class B digital device, pursuant to part 15 of the FCC Rules. These limits are designed to provide reasonable protection against harmful interference in a residential installation. This equipment generates, uses and can radiate radio frequency energy and, if not installed and used in accordance with the instructions, may cause harmful interference to radio communications. However, there is no guarantee that interference will not occur in a particular installation. If this equipment does cause harmful interference to radio or television reception, which can be determined by turning the equipment off and on, the user is encouraged to try to correct the interference by one or more of the following measures:

—Reorient or relocate the receiving antenna.

—Increase the separation between the equipment and receiver.

—Connect the equipment into an outlet on a circuit different from that to which the receiver is connected.

—Consult the dealer or an experienced radio/TV technician for help.

**FCC Radiation Exposure Statement**

This device complies with FCC radiation exposure limits set forth for an uncontrolled environment and it also complies with Part 15 of the FCC RF Rules. This equipment must be installed and operated in accordance with provided instructions and the antenna(s) used for this transmitter must be installed to provide a separation distance of at least 20 cm from all persons and must not be co-located or operating in conjunction with any other antenna or transmitter. End-users and installers must be provided with antenna installation instructions and consider removing the no-co-location statement.

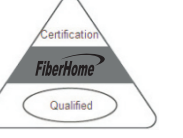
This device complies with Part 15 of the FCC Rules. Operation is subject to the following two conditions:

(1) This device may not cause harmful interference, and

(2) This device must accept any interference received, including interference that may cause undesired operation.

**Caution**

Any changes or modifications not expressly approved by the party responsible for compliance could void the user's authority to operate the equipment.



All are trademarks of Fiberhome Communication Technology Co., Ltd., and may not be counterfeited. All other trademarks mentioned in this manual have their respective owners.

The copyright of this manual belongs to Fiberhome Communications Technology Co., Ltd. and is protected by the laws of the People's Republic of China. This manual is intended as a guide only. All statements and recommendations in this manual do not constitute any express or implied guarantee.

Fiberhome Communications Technology Co., Ltd. reserves the right to make improvements and changes to the equipment and manuals without prior notice.

**Copyright Fiberhome Communications Technology Co., Ltd. All rights reserved.**

**FIBERHOME TELECOMMUNICATION TECHNOLOGIES CO.,LTD.**

Address : No.88, Youkeyuan Lu, Hongqian District, Wuhan, Hubei, P.R.China

Tel : 086-400-888787 (Service Time 8x8 hours)

Zip code : 430074

Web : www.fiberhome.com

Mail : support@fiberhome.com

材质：70g书写纸双面黑白印刷