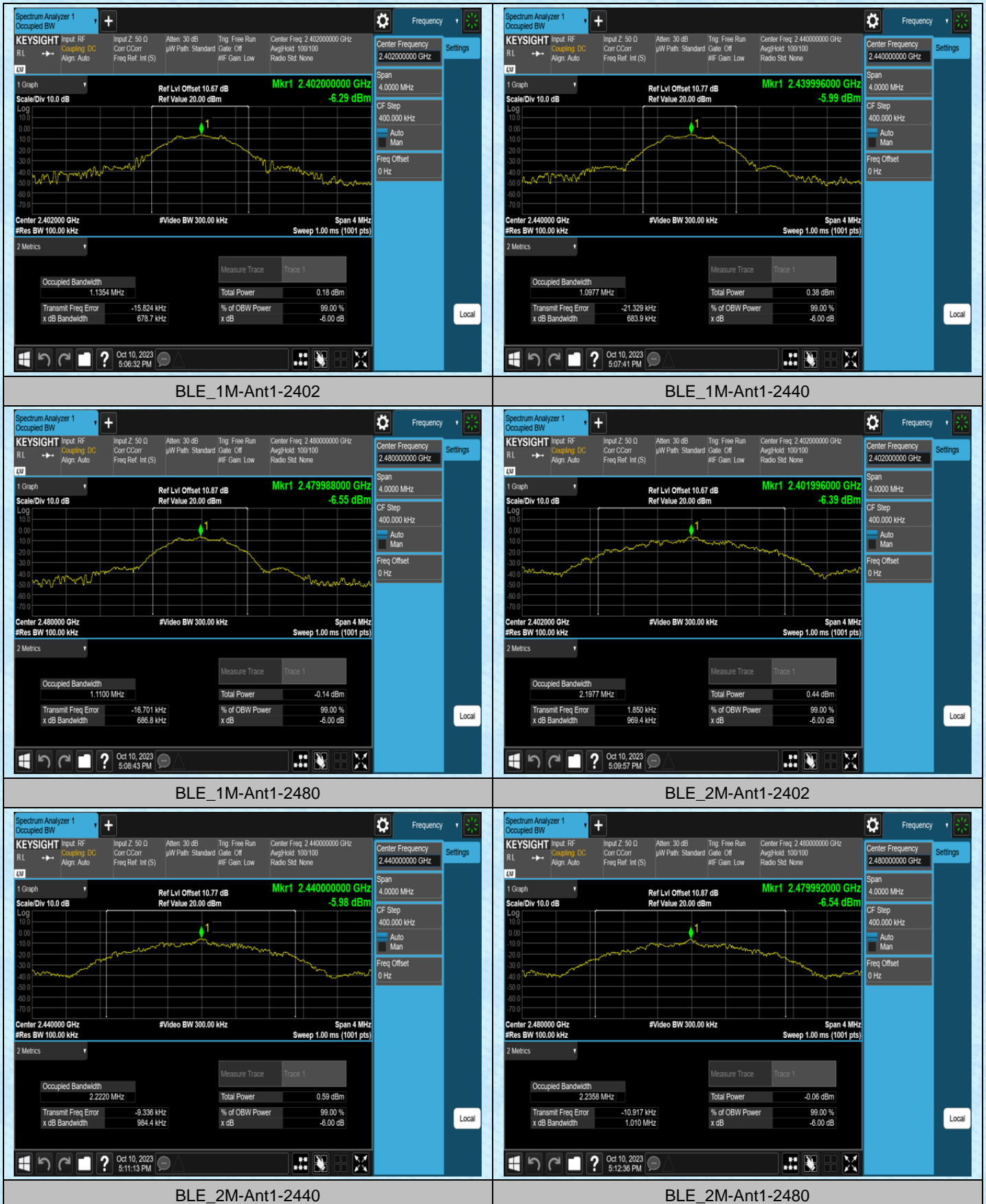


AppendixA: DTS Bandwidth**Test Result**

Test Mode	Antenna	Frequency[MHz]	DTS BW [MHz]	Limit[MHz]	Verdict
BLE_1M	Ant1	2402	0.6787	0.5	PASS
BLE_1M	Ant1	2440	0.6839	0.5	PASS
BLE_1M	Ant1	2480	0.6868	0.5	PASS
BLE_2M	Ant1	2402	0.9694	0.5	PASS
BLE_2M	Ant1	2440	0.9844	0.5	PASS
BLE_2M	Ant1	2480	1.010	0.5	PASS

Test Graphs

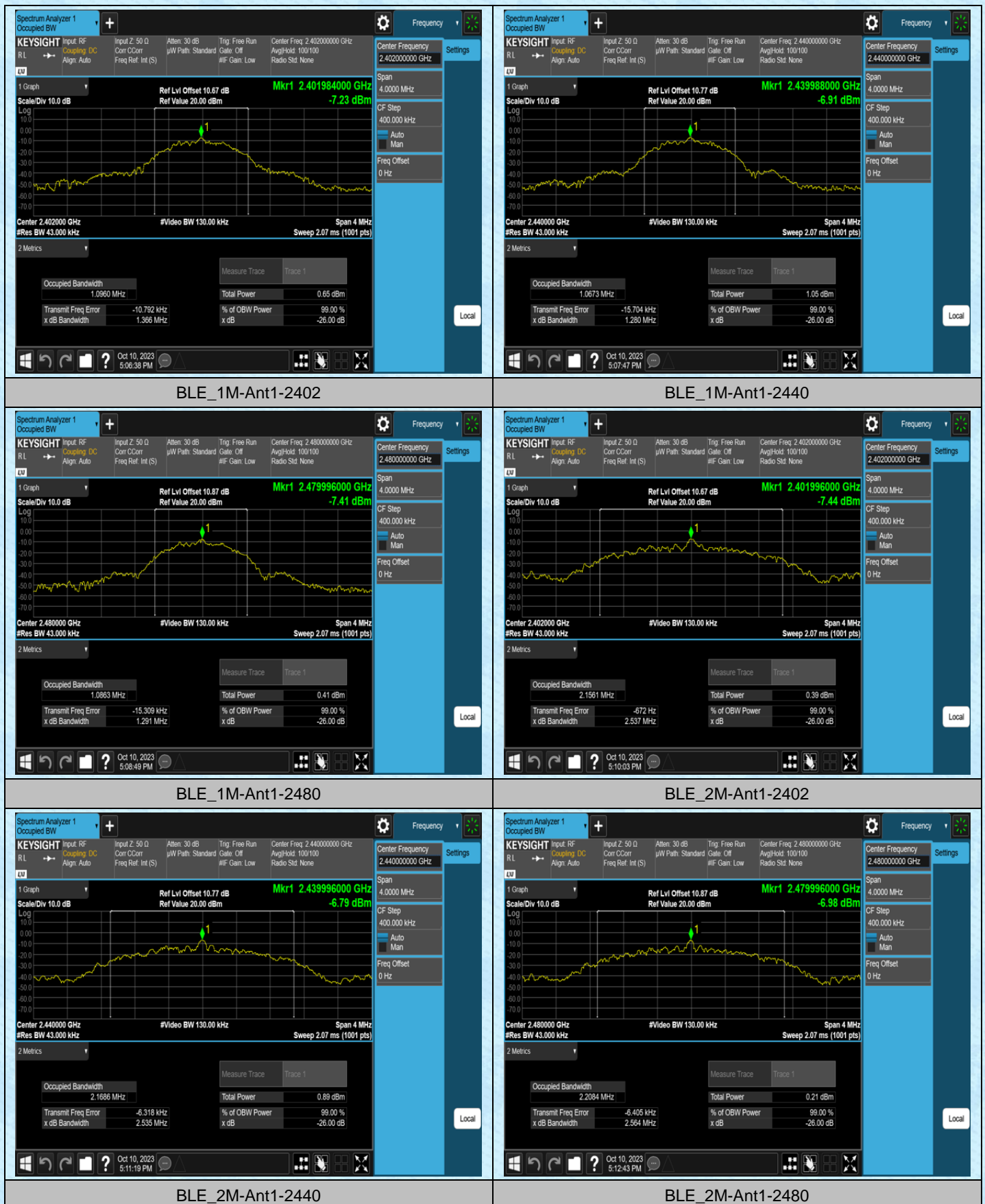


AppendixB: Occupied Channel Bandwidth

Test Result

Test Mode	Antenna	Frequency[MHz]	OCB [MHz]	FL[MHz]	FH[MHz]	Limit[MHz]	Verdict
BLE_1M	Ant1	2402	1.0960	2401.4412	2402.5372	---	---
BLE_1M	Ant1	2440	1.0673	2439.4507	2440.5180	---	---
BLE_1M	Ant1	2480	1.0863	2479.4415	2480.5278	---	---
BLE_2M	Ant1	2402	2.1561	2400.9213	2403.0774	---	---
BLE_2M	Ant1	2440	2.1686	2438.9094	2441.0780	---	---
BLE_2M	Ant1	2480	2.2084	2478.8894	2481.0978	---	---

Test Graphs

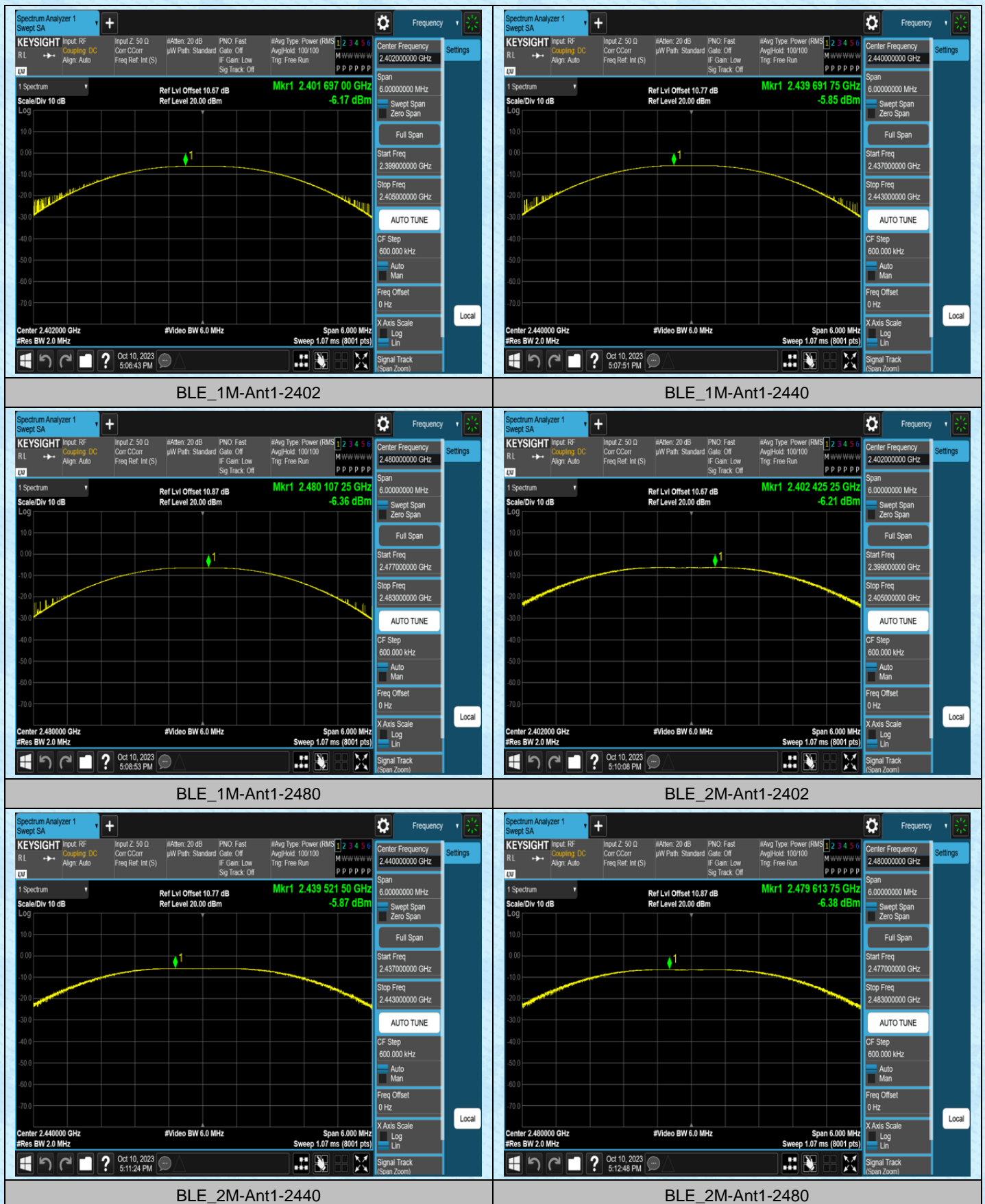


AppendixC: Maximum conducted output power

Test Result Peak

Test Mode	Antenna	Frequency[MHz]	Conducted Peak Power[dBm]	Conducted Limit[dBm]	EIRP[dBm]	EIRP Limit[dBm]	Verdict
BLE_1M	Ant1	2402	-6.17	≤30	-4.27	--	PASS
BLE_1M	Ant1	2440	-5.85	≤30	-3.95	--	PASS
BLE_1M	Ant1	2480	-6.36	≤30	-4.46	--	PASS
BLE_2M	Ant1	2402	-6.21	≤30	-4.31	--	PASS
BLE_2M	Ant1	2440	-5.87	≤30	-3.97	--	PASS
BLE_2M	Ant1	2480	-6.38	≤30	-4.48	--	PASS

Test Graphs Peak



AppendixD: Maximum power spectral density**Test Result**

Test Mode	Antenna	Frequency[MHz]	Result[dBm/3kHz]	Limit[dBm/3kHz]	Verdict
BLE_1M	Ant1	2402	-21.75	≤8.00	PASS
BLE_1M	Ant1	2440	-19.86	≤8.00	PASS
BLE_1M	Ant1	2480	-21.67	≤8.00	PASS
BLE_2M	Ant1	2402	-22.45	≤8.00	PASS
BLE_2M	Ant1	2440	-22.47	≤8.00	PASS
BLE_2M	Ant1	2480	-21.41	≤8.00	PASS

Test Graphs

