

AppendixD: Maximum power spectral density

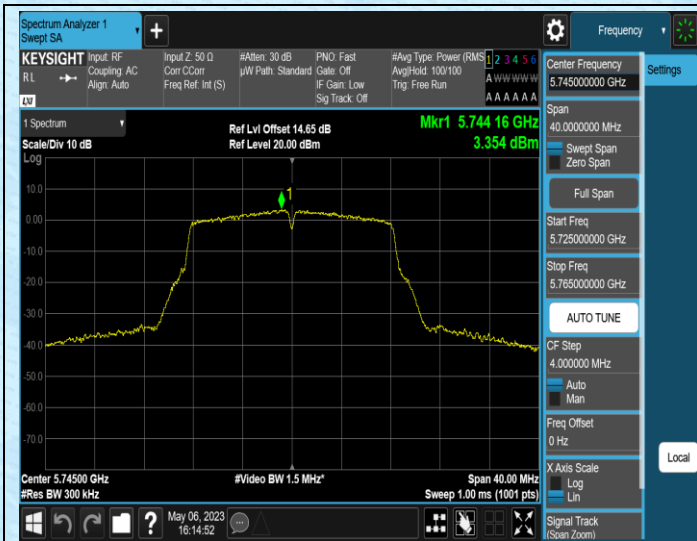
Test Result

Test Mode	Antenna	Frequency[MHz]	Rate	Result [dBm/MHz]	Limit[dBm/MHz]	Verdict
11A	Ant1	5745	6Mbps	3.35	≤30.00	PASS
11A	Ant1	5785	6Mbps	3.52	≤30.00	PASS
11A	Ant1	5825	6Mbps	2.99	≤30.00	PASS
11A	Ant2	5745	6Mbps	3.8	≤30.00	PASS
11A	Ant2	5785	6Mbps	3.87	≤30.00	PASS
11A	Ant2	5825	6Mbps	3.91	≤30.00	PASS
11N20SISO	Ant1	5745	MCS0	3.22	≤30.00	PASS
11N20SISO	Ant1	5785	MCS0	3.34	≤30.00	PASS
11N20SISO	Ant1	5825	MCS0	3.13	≤30.00	PASS
11N20SISO	Ant2	5745	MCS0	3.34	≤30.00	PASS
11N20SISO	Ant2	5785	MCS0	3.66	≤30.00	PASS
11N20SISO	Ant2	5825	MCS0	3.44	≤30.00	PASS
11N40SISO	Ant1	5755	MCS0	0.62	≤30.00	PASS
11N40SISO	Ant1	5795	MCS0	0.53	≤30.00	PASS
11N40SISO	Ant2	5755	MCS0	0.71	≤30.00	PASS
11N40SISO	Ant2	5795	MCS0	0.7	≤30.00	PASS
11AC20SISO	Ant1	5745	MCS0	3.74	≤30.00	PASS
11AC20SISO	Ant1	5785	MCS0	3.33	≤30.00	PASS
11AC20SISO	Ant1	5825	MCS0	3.14	≤30.00	PASS
11AC20SISO	Ant2	5745	MCS0	3.16	≤30.00	PASS
11AC20SISO	Ant2	5785	MCS0	3.74	≤30.00	PASS
11AC20SISO	Ant2	5825	MCS0	3.42	≤30.00	PASS
11AC40SISO	Ant1	5755	MCS0	0.52	≤30.00	PASS
11AC40SISO	Ant1	5795	MCS0	0.96	≤30.00	PASS
11AC40SISO	Ant2	5755	MCS0	0.61	≤30.00	PASS
11AC40SISO	Ant2	5795	MCS0	0.81	≤30.00	PASS
11N40MIMO	Ant1	5755	MCS0	-2.02	≤30.00	PASS
11N40MIMO	Ant2	5755	MCS0	-2.15	≤30.00	PASS
11N40MIMO	total	5755	MCS0	0.93	≤30.00	PASS
11N40MIMO	Ant1	5795	MCS0	-2.01	≤30.00	PASS
11N40MIMO	Ant2	5795	MCS0	-1.94	≤30.00	PASS
11N40MIMO	total	5795	MCS0	1.04	≤30.00	PASS
11N20MIMO	Ant1	5745	MCS0	1.16	≤30.00	PASS
11N20MIMO	Ant2	5745	MCS0	0.68	≤30.00	PASS
11N20MIMO	total	5745	MCS0	3.94	≤30.00	PASS
11N20MIMO	Ant1	5785	MCS0	0.89	≤30.00	PASS
11N20MIMO	Ant2	5785	MCS0	1.06	≤30.00	PASS
11N20MIMO	total	5785	MCS0	3.99	≤30.00	PASS

11N20MIMO	Ant1	5825	MCS0	0.69	≤30.00	PASS
11N20MIMO	Ant2	5825	MCS0	0.95	≤30.00	PASS
11N20MIMO	total	5825	MCS0	3.83	≤30.00	PASS
11AC80SISO	Ant1	5775	MCS0	-1.96	≤30.00	PASS
11AC80SISO	Ant2	5775	MCS0	-1.89	≤30.00	PASS
11AC80MIMO	Ant1	5775	MCS0	-4.19	≤30.00	PASS
11AC80MIMO	Ant2	5775	MCS0	-5.32	≤30.00	PASS
11AC80MIMO	total	5775	MCS0	-1.71	≤30.00	PASS
11AC40MIMO	Ant1	5755	MCS0	-1.8	≤30.00	PASS
11AC40MIMO	Ant2	5755	MCS0	-2.16	≤30.00	PASS
11AC40MIMO	total	5755	MCS0	1.03	≤30.00	PASS
11AC40MIMO	Ant1	5795	MCS0	-1.57	≤30.00	PASS
11AC40MIMO	Ant2	5795	MCS0	-1.27	≤30.00	PASS
11AC40MIMO	total	5795	MCS0	1.59	≤30.00	PASS
11AC20MIMO	Ant1	5745	MCS0	1.09	≤30.00	PASS
11AC20MIMO	Ant2	5745	MCS0	0.61	≤30.00	PASS
11AC20MIMO	total	5745	MCS0	3.87	≤30.00	PASS
11AC20MIMO	Ant1	5785	MCS0	1.22	≤30.00	PASS
11AC20MIMO	Ant2	5785	MCS0	1.03	≤30.00	PASS
11AC20MIMO	total	5785	MCS0	4.14	≤30.00	PASS
11AC20MIMO	Ant1	5825	MCS0	0.77	≤30.00	PASS
11AC20MIMO	Ant2	5825	MCS0	1.35	≤30.00	PASS
11AC20MIMO	total	5825	MCS0	4.08	≤30.00	PASS

Note: 1.The Result and Limit Unit is dBm/500 kHz in the band 5.725–5.85 GHz.
 2.The Duty Cycle Factor and RBW Factor is compensated in the graph.

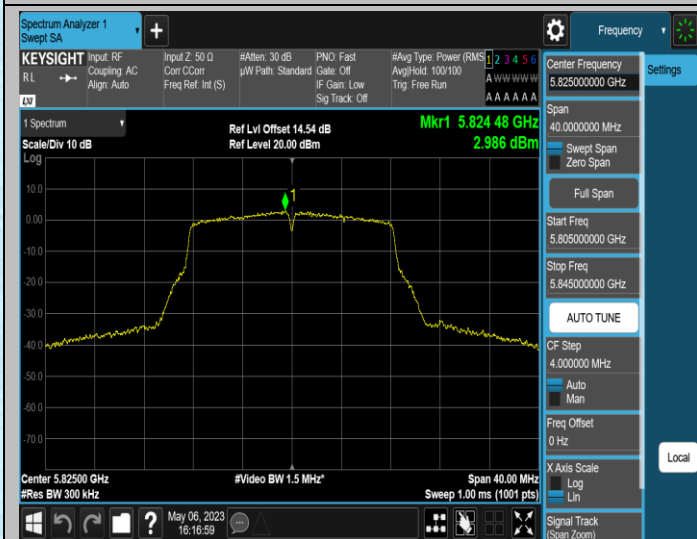
Test Graphs



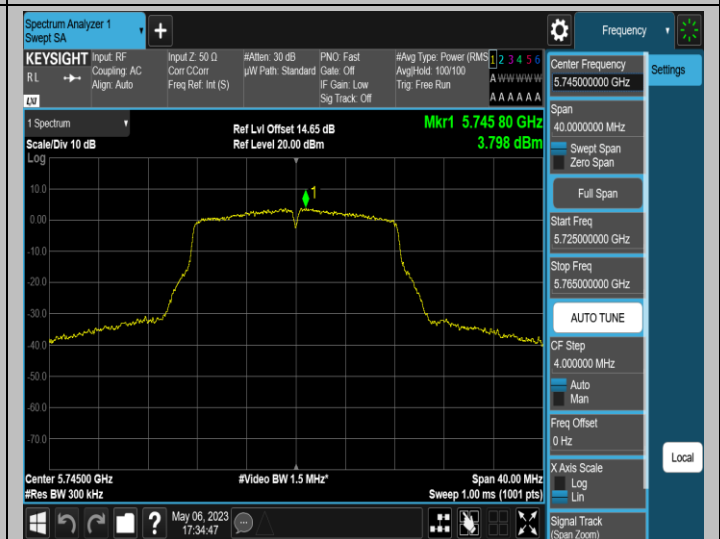
11A-Ant1-5745



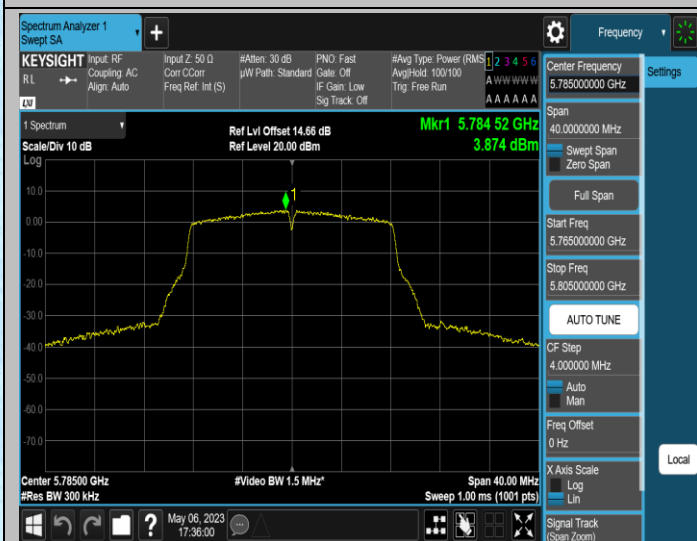
11A-Ant1-5785



11A-Ant1-5825



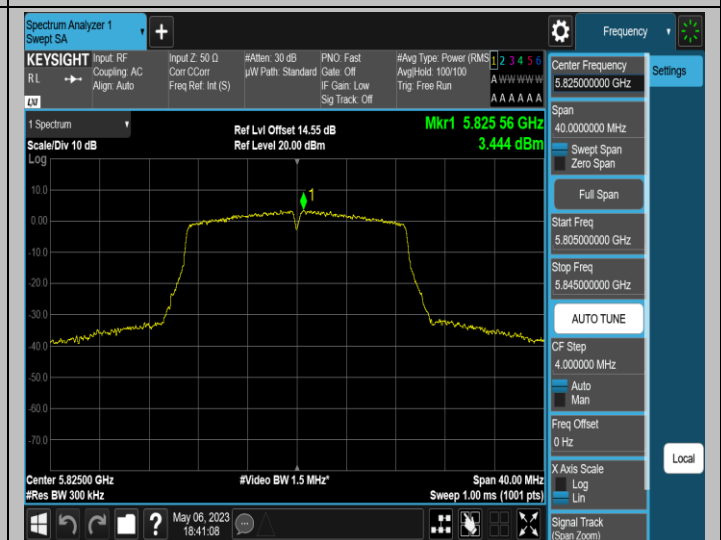
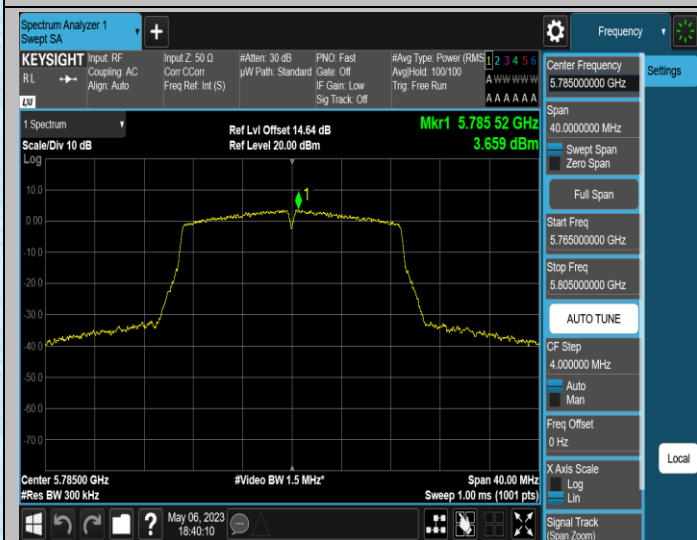
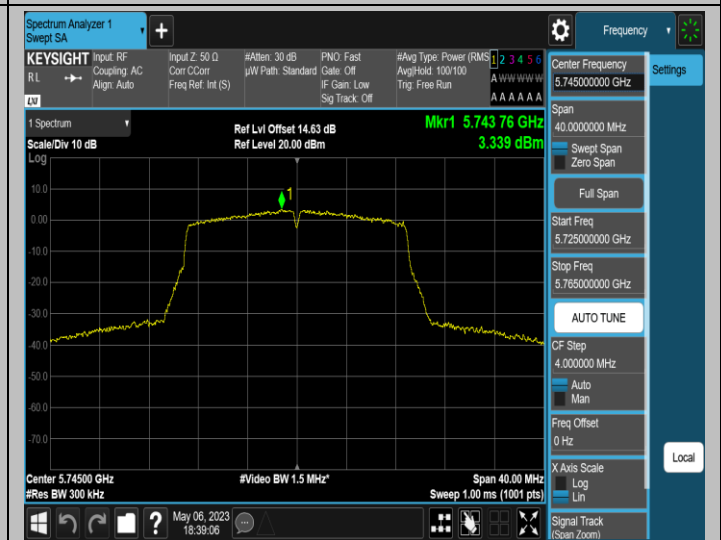
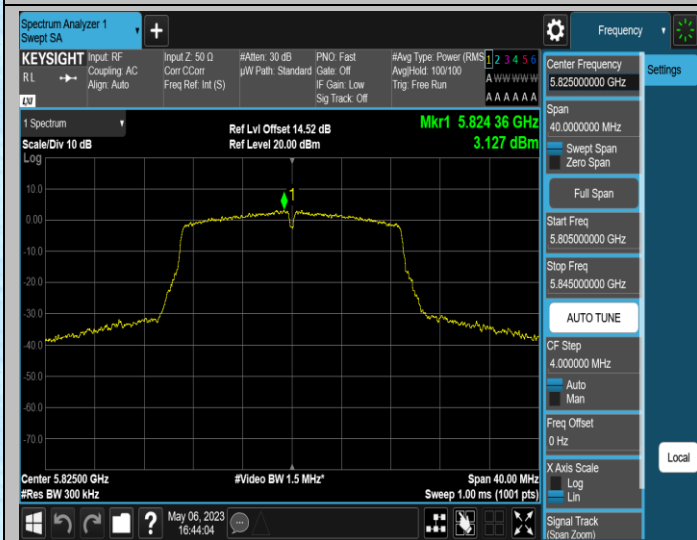
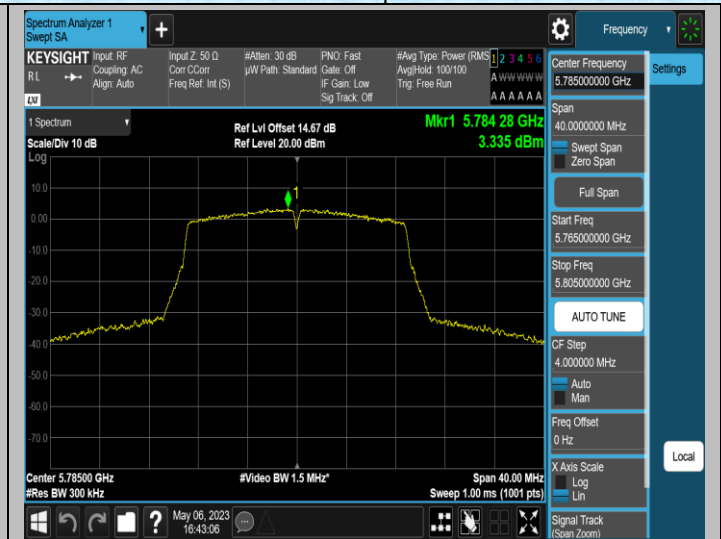
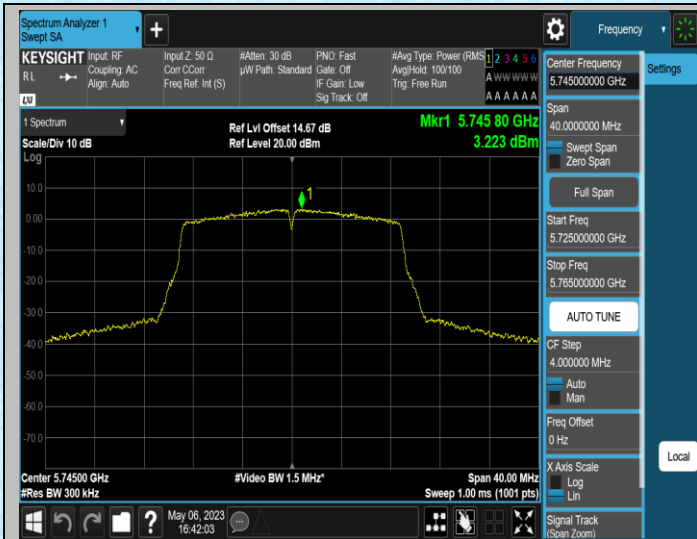
11A-Ant2-5745

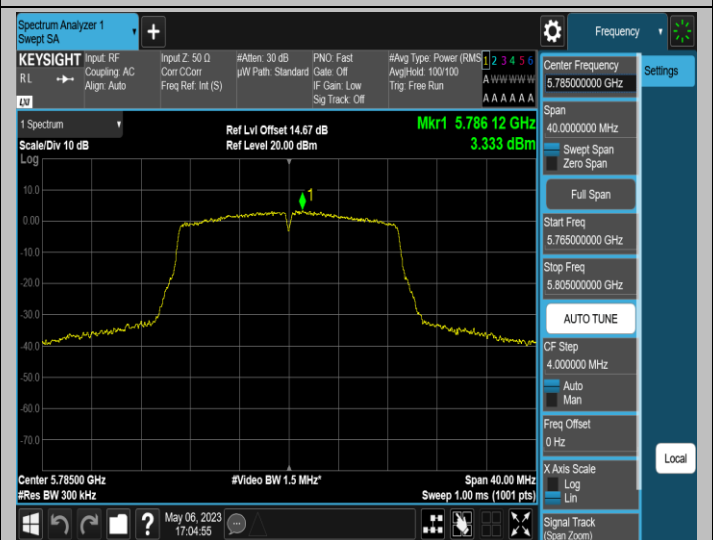
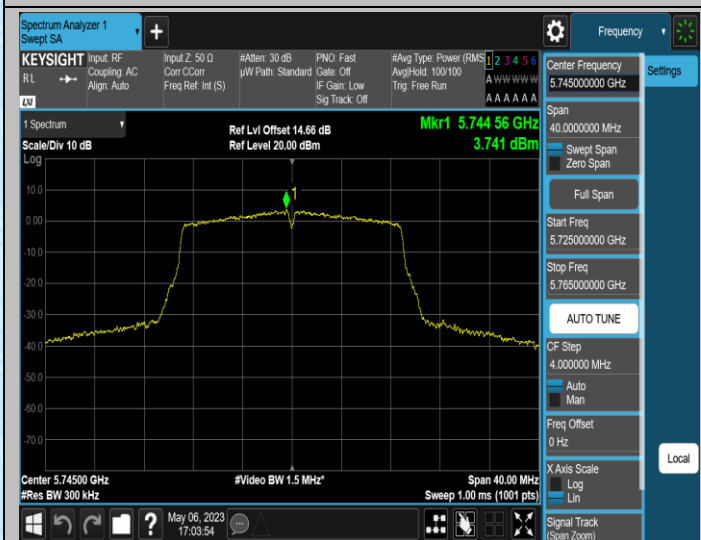
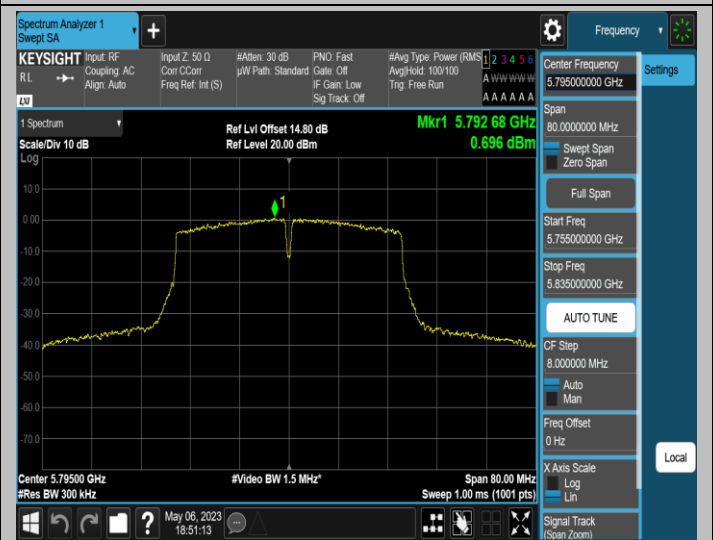
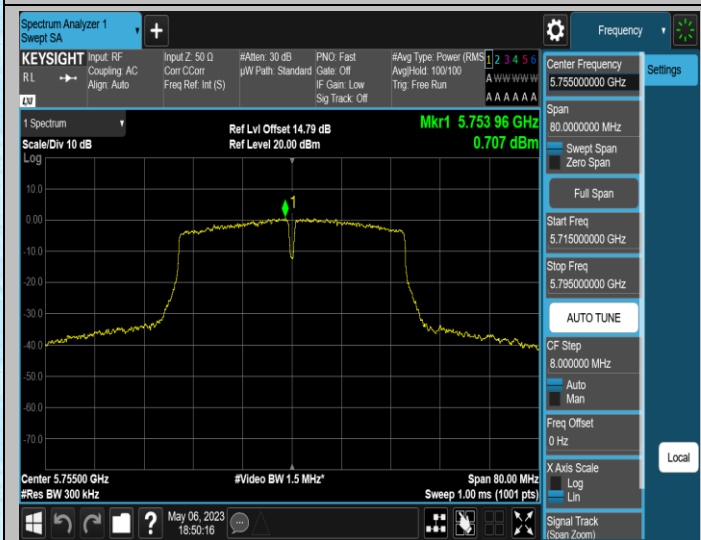
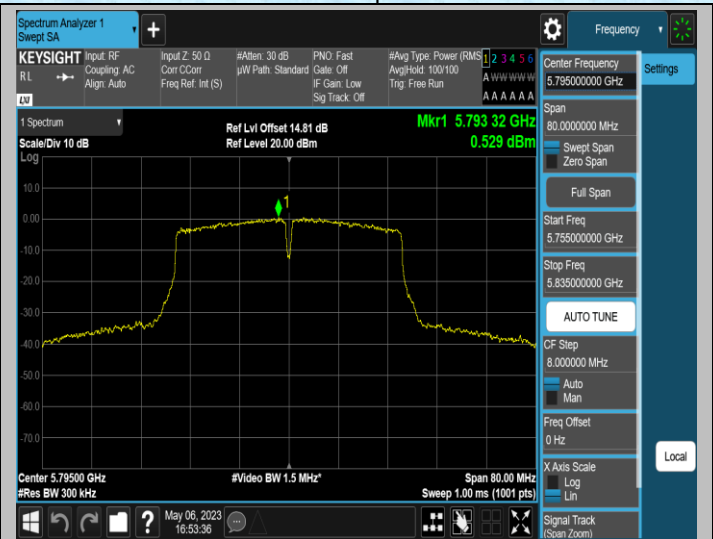
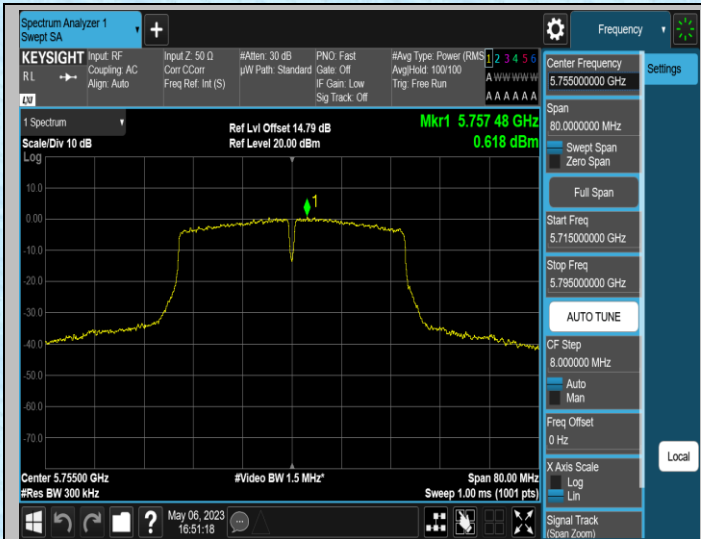


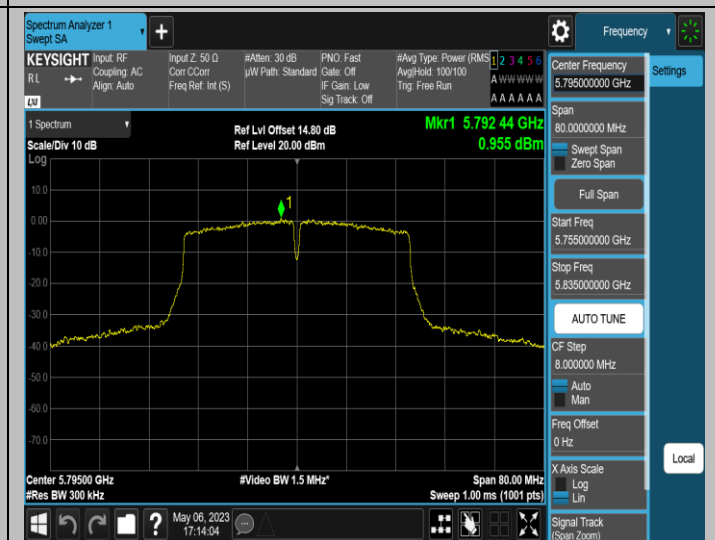
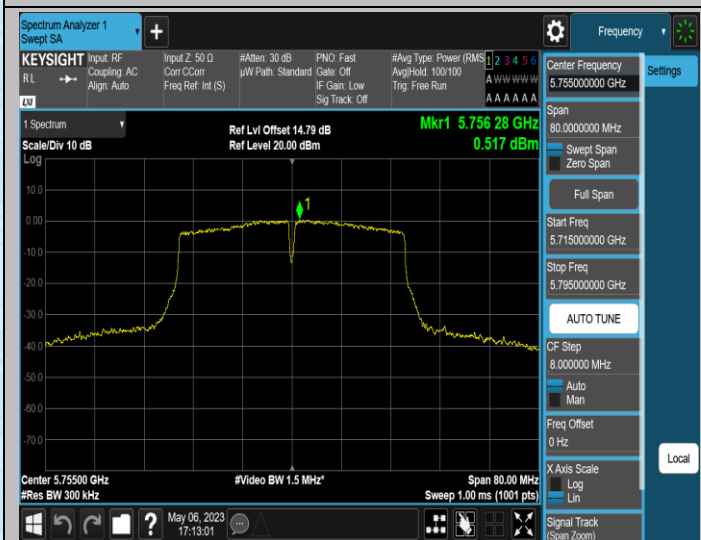
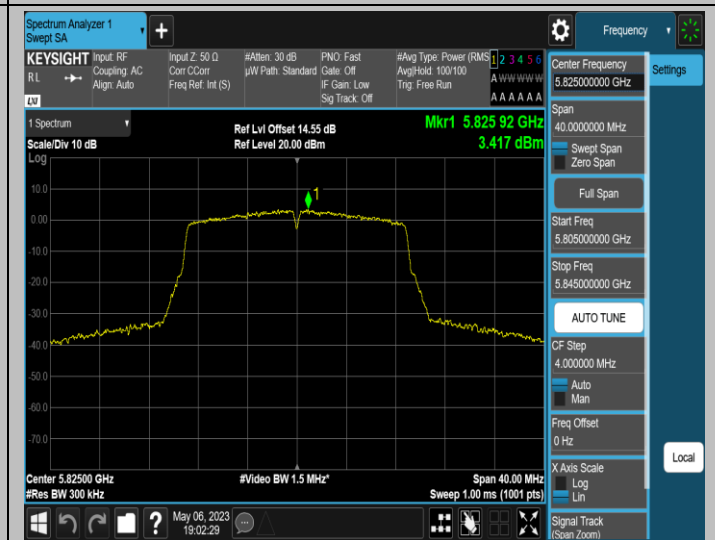
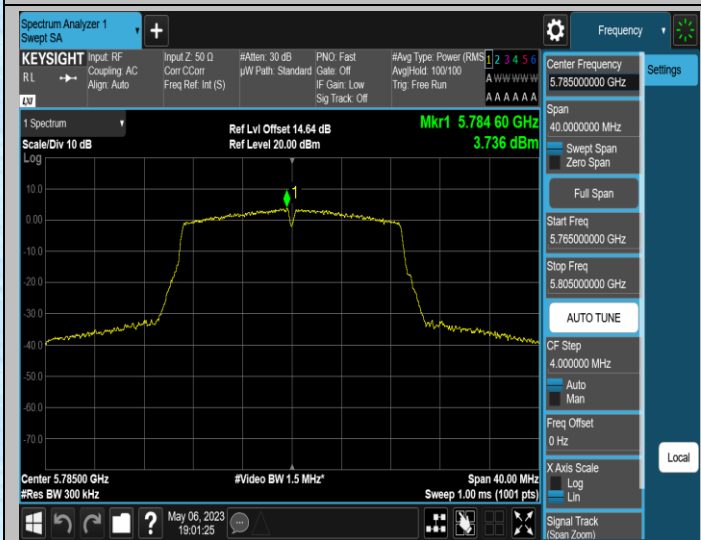
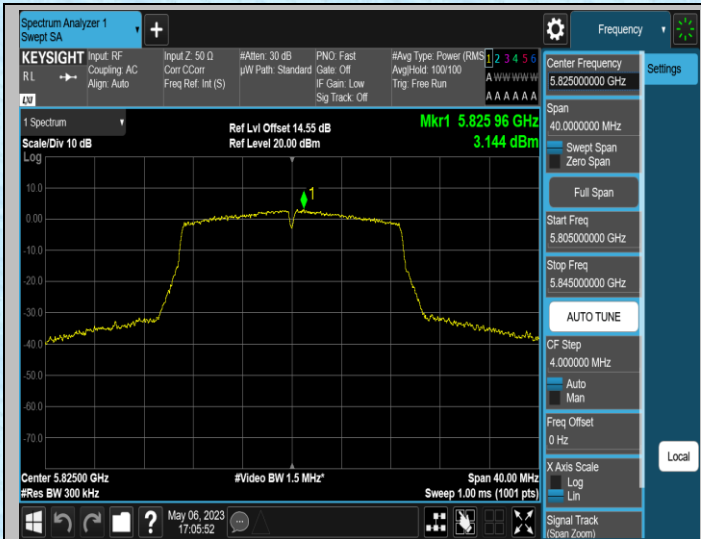
11A-Ant2-5785

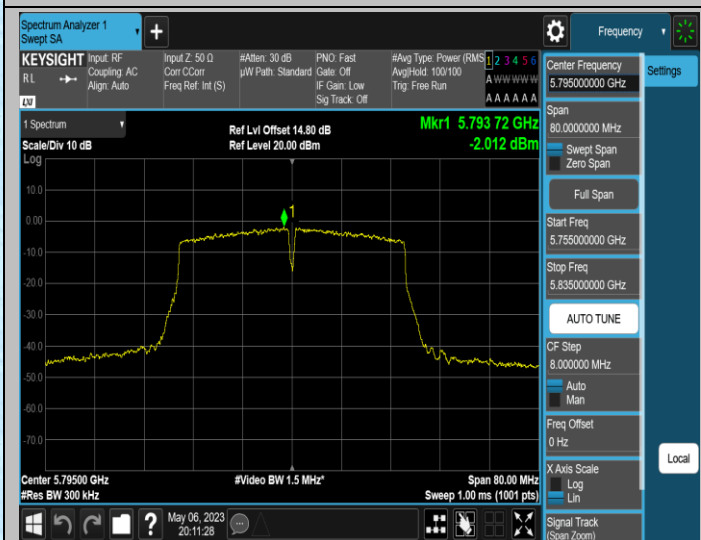
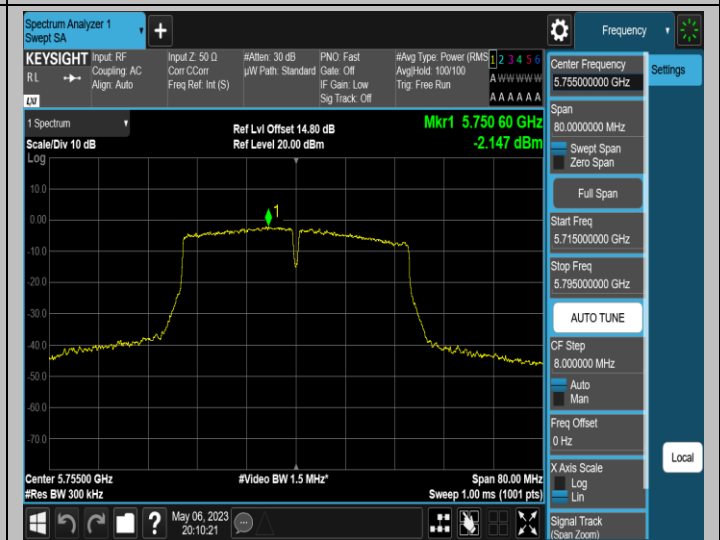
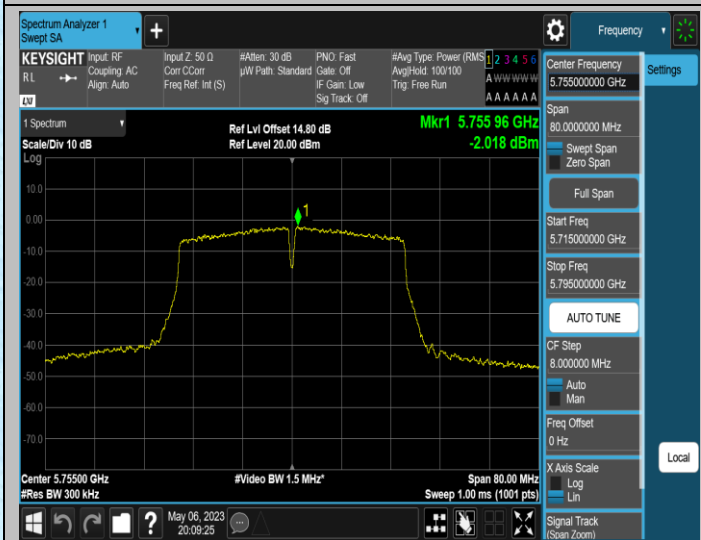
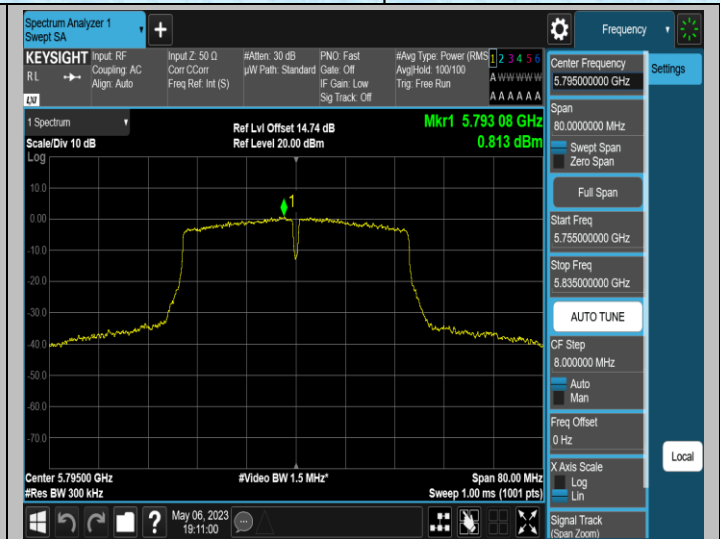
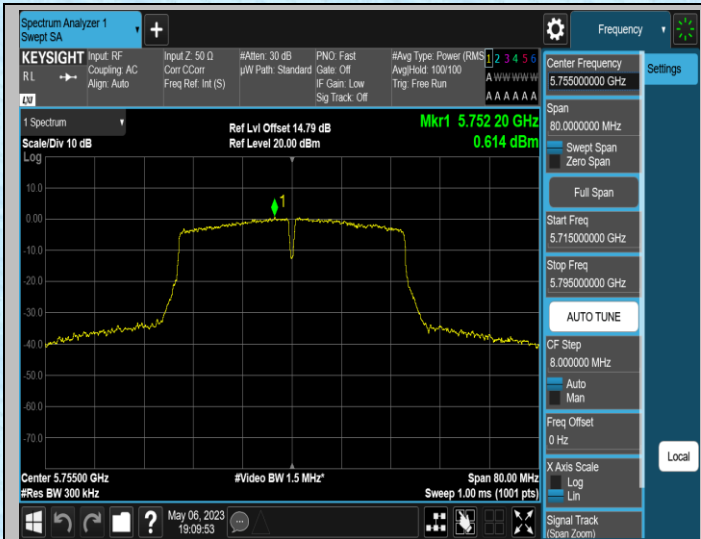


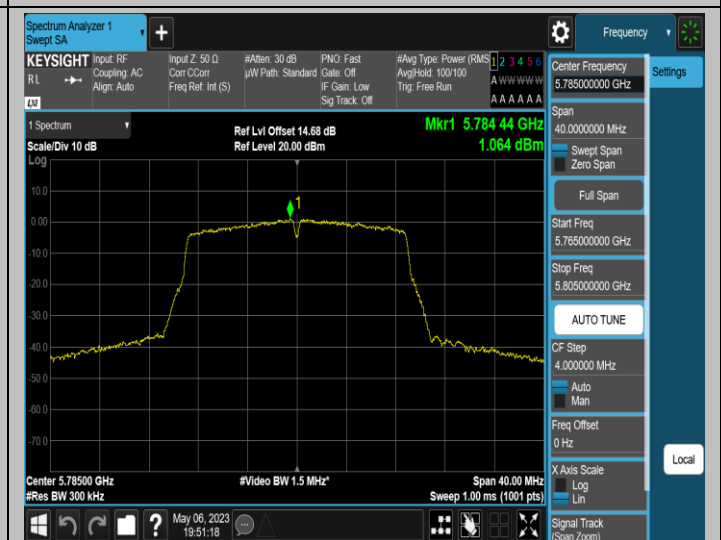
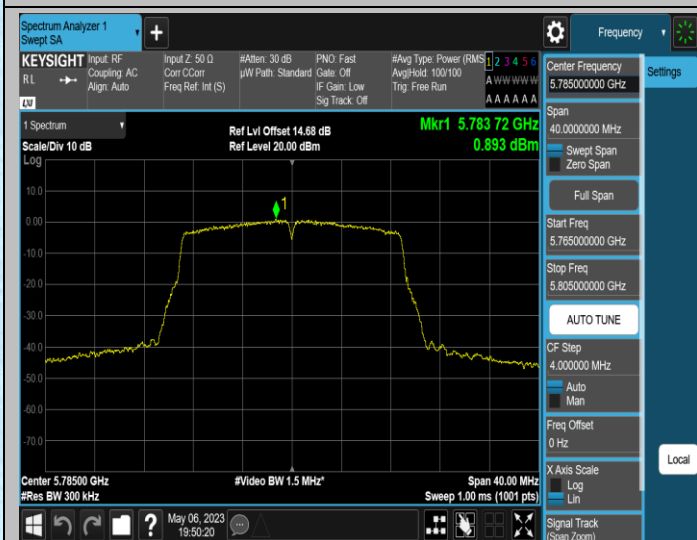
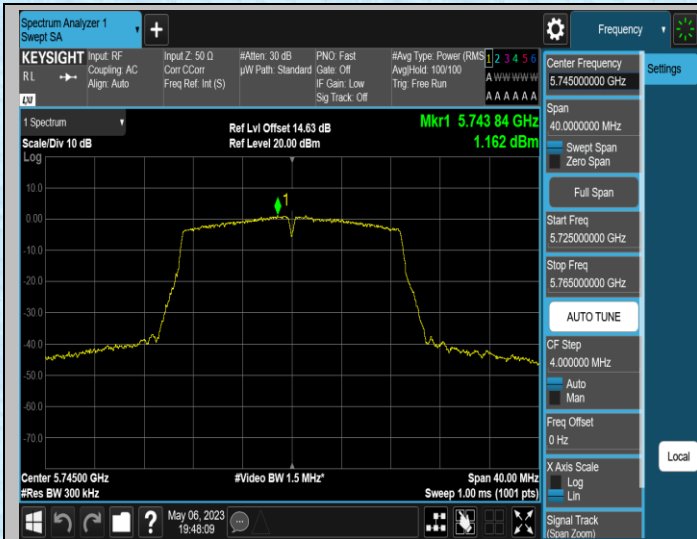
11A-Ant2-5825

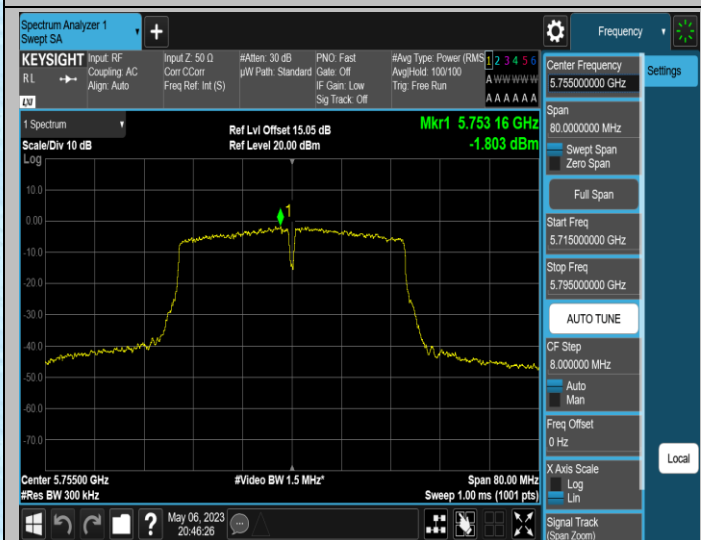
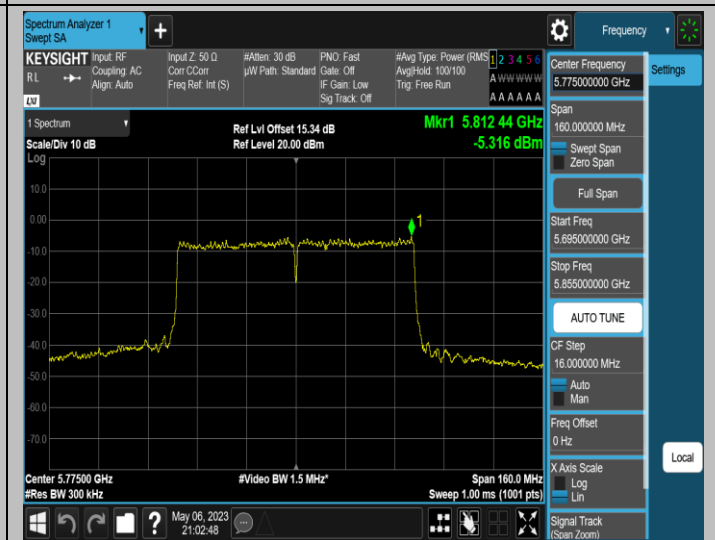
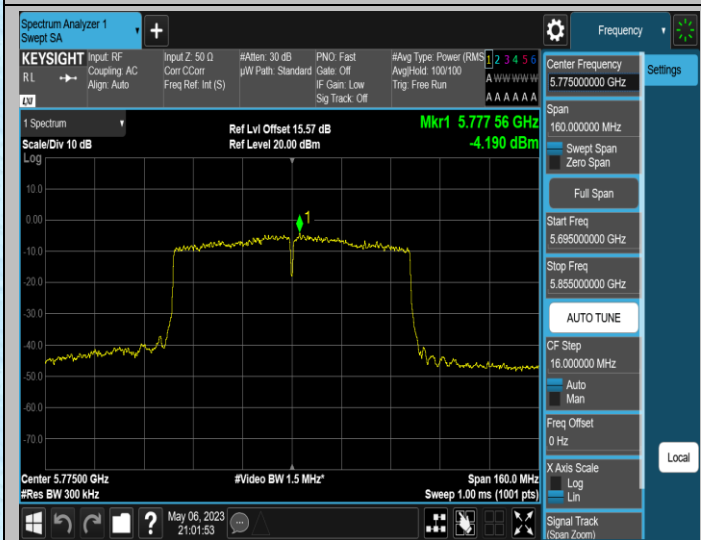


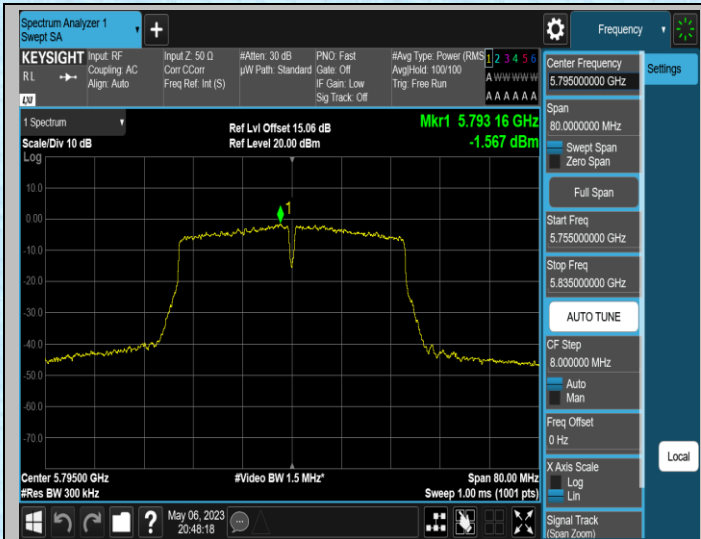








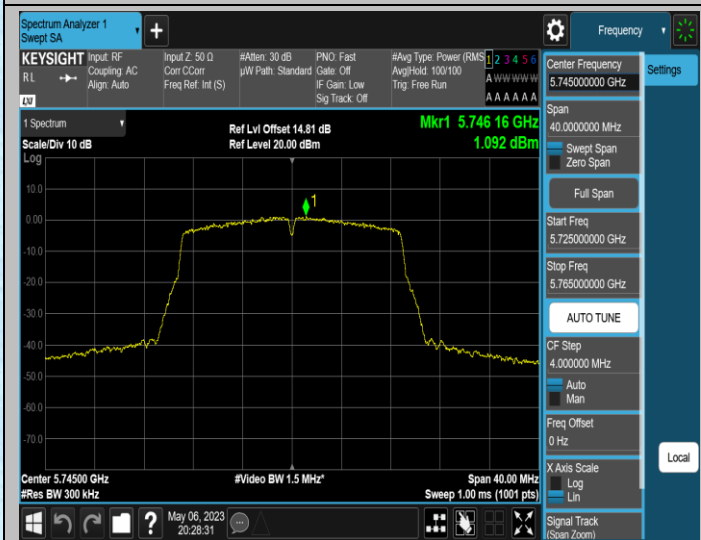




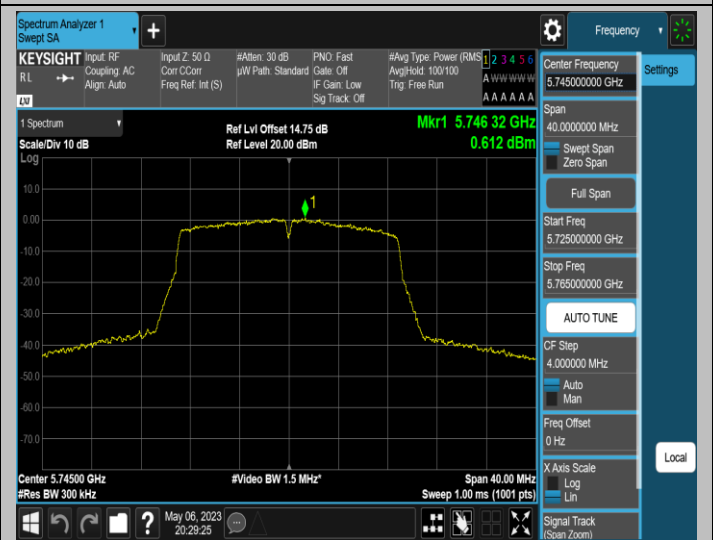
11AC40MIMO-Ant1-5795



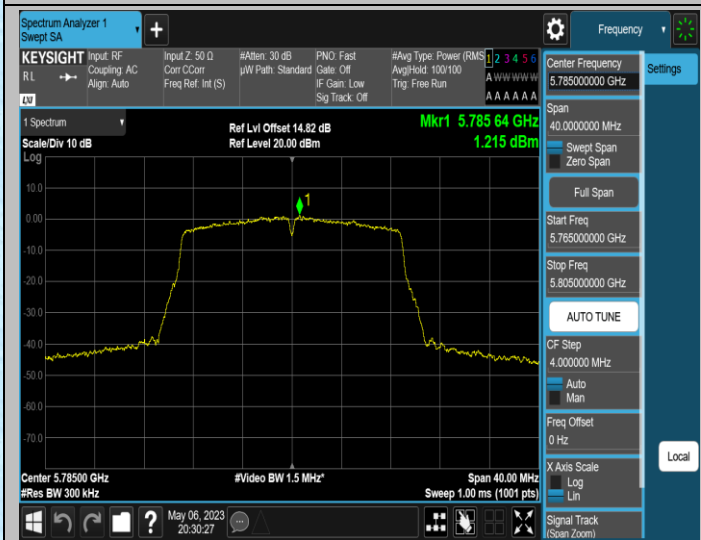
11AC40MIMO-Ant2-5795



11AC20MIMO-Ant1-5745



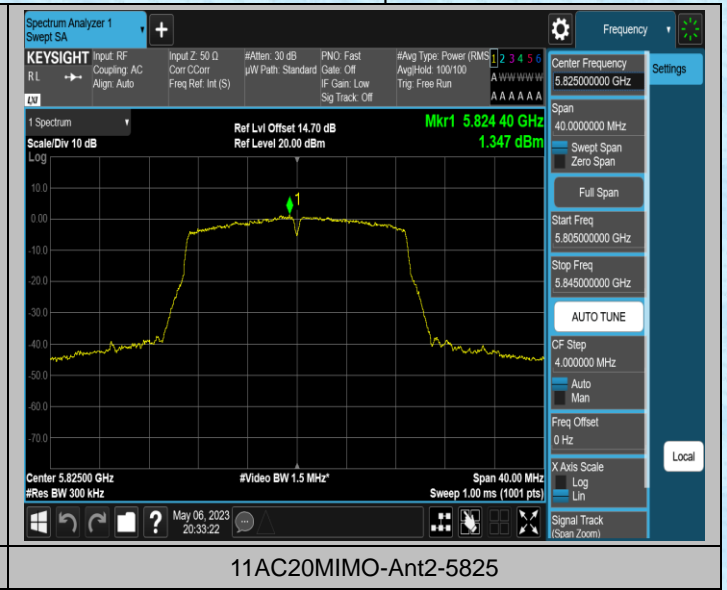
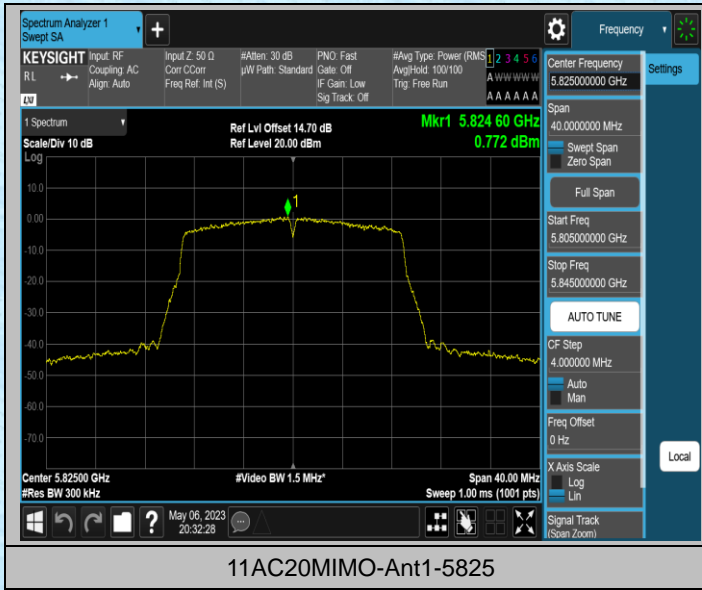
11AC20MIMO-Ant2-5745



11AC20MIMO-Ant1-5785



11AC20MIMO-Ant2-5785



-----End-----