



Test report No. : 4789856090-US-R0-V0  
Page : 1 of 47  
Issued date : 2021/5/14  
FCC ID : 2AV24BGM024

## **RADIO TEST REPORT**

**Product** : GlucoSure Link Blood Glucose Monitoring System  
**Model Name** : BGM024  
**FCC ID** : 2AV24BGM024  
**Test Regulation** : FCC 47 CFR Part 15 Subpart C (Section 15.247)  
**Received Date** : 2021/3/23  
**Test Date** : 2021/3/25 ~ 2021/3/30  
**Issued Date** : 2021/5/14

**Applicant** : Apex Biotechnology Corp.  
No. 7, Li-Hsin Rd. V, Hsinchu Science Park, Hsinchu,  
Taiwan, R.O.C.

**Issued By** : Underwriters Laboratories Taiwan Co., Ltd.  
Building B and Building E, No. 372-7, Sec. 4, Zhongxing  
Rd., Zhudong Township, Hsinchu County, Taiwan



The results reported herein have been performed in accordance with the laboratory's terms of accreditation. This report shall not be reproduced except in full without the written approval of the Laboratory. The results in this report are responsible of the test sample(s) provided by the client only and are not to be used to indicate applicability to other similar products.

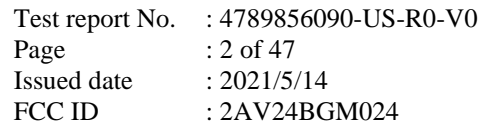
**Underwriters Laboratories Taiwan Co., Ltd.**

Building B and Building E, No. 372-7, Sec. 4, Zhongxing Rd., Zhudong Township, Hsinchu County, Taiwan

Telephone : +886-2-7737-3000

Facsimile (FAX) : +886-3-583-7948

Doc No: 17-EM-F0876 / 5.0



**Original Test Report No.: 4789856090-US-R0-V0**

Doc No: 17-EM-F0876 / 5.0



## Table of Contents

<b>1. Attestation of Test Results .....</b>	<b>4</b>
<b>2. Summary of Test Results .....</b>	<b>5</b>
<b>3. Test Methodology and Reference Procedures.....</b>	<b>6</b>
<b>4. Facilities and Accreditation .....</b>	<b>6</b>
<b>5. Measurement Uncertainty .....</b>	<b>7</b>
<b>6. Equipment under Test .....</b>	<b>8</b>
6.1. Description of EUT .....	8
6.2. Channel List .....	9
6.3. Test Condition .....	9
6.4. Description of Available Antennas .....	9
6.5. Test Mode Applicability and Tested Channel Detail .....	10
6.6. Duty cycle .....	11
<b>7. Test Equipment.....</b>	<b>12</b>
<b>8. Description of Test Setup .....</b>	<b>13</b>
<b>9. Test Results .....</b>	<b>14</b>
9.1. 6dB Bandwidth .....	14
9.2. Conducted Output Power .....	17
9.3. Power Spectral Density .....	19
9.4. Conducted Out of Band Emission.....	22
9.5. Radiated Spurious Emission .....	27
<b>Appendix I Radiated Band Edge Measurement .....</b>	<b>42</b>
<b>Appendix II Radiated Spurious Emission Measurement .....</b>	<b>46</b>



Test report No. : 4789856090-US-R0-V0  
Page : 4 of 47  
Issued date : 2021/5/14  
FCC ID : 2AV24BGM024

## 1. Attestation of Test Results

**APPLICANT:** Apex Biotechnology Corp.  
No. 7, Li-Hsin Rd. V, Hsinchu Science Park, Hsinchu, Taiwan, R.O.C.

**MANUFACTURER:** Apex Biotechnology Corp.  
No. 7, Li-Hsin Rd. V, Hsinchu Science Park, Hsinchu, Taiwan, R.O.C.

**EUT DESCRIPTION:** GlucoSure Link Blood Glucose Monitoring System

**BRAND:** ApexBio

**MODEL:** BGM024

**SAMPLE STAGE:** Identical Prototype

**DATE of TESTED:** 2021/3/25 ~ 2021/3/30

APPLICABLE STANDARDS	
STANDARD	Test Results
FCC 47 CFR PART 15 Subpart C (Section 15.247)	PASS

Underwriters Laboratories Taiwan Co., Ltd. tested the above equipment in accordance with the requirements set forth in the above standards. All indications of Pass/Fail in this report are opinions expressed by Underwriters Laboratories Taiwan Co., Ltd. based on interpretations and/or observations of test results. Measurement Uncertainties were not taken into account and are published for informational purposes only. The test results show that the equipment tested is capable of demonstrating compliance with the requirements as documented in this report.

**Note:** The results documented in this report apply only to the tested sample, under the conditions and modes of operation as described herein. This document may not be altered or revised in any way unless done so by Underwriters Laboratories Taiwan Co., Ltd. and all revisions are duly noted in the revisions section. Any alteration of this document not carried out by Underwriters Laboratories Taiwan Co., Ltd. will constitute fraud and shall nullify the document. This report must not be used by the client to claim product certification, approval, or endorsement by NVLAP, NIST, any agency of the Federal Government, or any agency of any government.

Prepared By:

Sally Lu  
Project Handler

Date : 2021/5/14

Approved and Authorized By:

Waternil Guan  
Engineer

Date : 2021/5/14

### Underwriters Laboratories Taiwan Co., Ltd.

Building B and Building E, No. 372-7, Sec. 4, Zhongxing Rd., Zhudong Township, Hsinchu County, Taiwan  
Telephone : +886-2-7737-3000  
Facsimile (FAX) : +886-3-583-7948

Doc No: 17-EM-F0876 / 5.0



## 2. Summary of Test Results

Summary of Test Results		
FCC Clause	Test Items	Result
15.247(a)(2)	6dB Bandwidth	PASS
15.247(b)	Conducted Output Power	PASS
15.247(e)	Power Spectral Density	PASS
15.247(d)	Antenna Port Emission	PASS
15.205 / 15.209 / 15.247(d)	Radiated Emissions and Band Edge Measurement	PASS
15.207	AC Power Conducted Emission	No Applicable
15.203	Antenna Requirement	PASS

Note:

1. The EUT only powered with batteries, so the AC Power Conducted Emission test is not performed.
2. For the Radiated Band Edge test plots were recorded in Appendix I, the Radiated Emissions test plots were recorded in Appendix II.

### Underwriters Laboratories Taiwan Co., Ltd.

Building B and Building E, No. 372-7, Sec. 4, Zhongxing Rd., Zhudong Township, Hsinchu County, Taiwan

Telephone :+886-2-7737-3000

Facsimile (FAX ) :+886-3-583-7948

Doc No: 17-EM-F0876 / 5.0



### 3. Test Methodology and Reference Procedures

The tests documented in this report were performed in accordance with 47 CFR FCC Part 2, KDB558074 D01 Meas Guidance v05r02, KDB414788 D01 Radiated Test Site v01r01, ANSI C63.10-2013.

### 4. Facilities and Accreditation

<b>Test Location</b>	Underwriters Laboratories Taiwan Co., Ltd.
<b>Address</b>	Building B and Building E, No. 372-7, Sec. 4, Zhongxing Rd., Zhudong Township, Hsinchu County, Taiwan
<b>Accreditation Certificate</b>	Underwriters Laboratories Taiwan Co., Ltd. is accredited by TAF, Laboratory Code 3398. The full scope of accreditation can be viewed at <a href="http://accreditation.taftw.org.tw/taf/public/basic/viewApplyItems.action?unitNo=3398">http://accreditation.taftw.org.tw/taf/public/basic/viewApplyItems.action?unitNo=3398</a>

#### **Underwriters Laboratories Taiwan Co., Ltd.**

Building B and Building E, No. 372-7, Sec. 4, Zhongxing Rd., Zhudong Township, Hsinchu County, Taiwan

Telephone :+886-2-7737-3000

Facsimile (FAX ) :+886-3-583-7948

Doc No: 17-EM-F0876 / 5.0



## 5. Measurement Uncertainty

For statement of conformity, accuracy method (Section 8.2.4 and 8.2.5 of ISO Guide 98-4) was applied as decision rule for measurement in this test report.

The following uncertainties have been calculated to provide a confidence level of 95 % using a coverage factor  $k=2$ .

Test Item	Measurement Frequency Range	K	U(dB)
Conducted disturbance at mains terminals ports	0.15MHz ~ 30MHz	2	1.5
RF Conducted	9 kHz - 40GHz	2	1.0
Radiated disturbance below 30MHz	9 kHz - 30 MHz	2	1.9
Radiated disturbance below 1 GHz	30MHz ~ 1GHz	2	5.4
Radiated disturbance above 1GHz	1GHz ~ 40GHz	2	4.7

### Underwriters Laboratories Taiwan Co., Ltd.

Building B and Building E, No. 372-7, Sec. 4, Zhongxing Rd., Zhudong Township, Hsinchu County, Taiwan

Telephone :+886-2-7737-3000

Facsimile (FAX ) :+886-3-583-7948

Doc No: 17-EM-F0876 / 5.0



## 6. Equipment under Test

### 6.1. Description of EUT

<b>Product</b>	GlucoSure Link Blood Glucose Monitoring System
<b>Brand Name</b>	ApexBio
<b>Model Name</b>	BGM024
<b>Operating Frequency</b>	2402MHz ~ 2480MHz
<b>Modulation</b>	GFSK
<b>Transfer Rate</b>	Up to 2 Mbps
<b>Number of Channel</b>	40
<b>Maximum Output Power</b>	-3.93 dBm
<b>Normal Voltage</b>	3Vdc from Battery
<b>S/N</b>	BGM024
<b>Hardware Version</b>	N/A
<b>Software Version</b>	N/A

Note:

1. The above EUT information is declared by manufacturer and for more detailed features description, please refer the manufacturer's or user's manual.





## 6.2. Channel List

40 channels are provided to this EUT:

Channel	Frequency (MHz)	Channel	Frequency (MHz)	Channel	Frequency (MHz)	Channel	Frequency (MHz)
0	2402	10	2422	20	2442	30	2462
1	2404	11	2424	21	2444	31	2464
2	2406	12	2426	22	2446	32	2466
3	2408	13	2428	23	2448	33	2468
4	2410	14	2430	24	2450	34	2470
5	2412	15	2432	25	2452	35	2472
6	2414	16	2434	26	2454	36	2474
7	2416	17	2436	27	2456	37	2476
8	2418	18	2438	28	2458	38	2478
9	2420	19	2440	29	2460	39	2480

## 6.3. Test Condition

Test Item	Test Site No.	Environmental Condition	Input Power	Test Date	Tested by
Antenna Port Conducted Measurement	SR4	22~26°C/ 62~68%RH	3Vdc	2021/3/25~ 2021/3/30	Mike Cai
Radiated Spurious Emission	966-2	22~26°C/ 62~68%RH	3Vdc	2021/3/25~ 2021/3/30	Mike Cai

FCC Test Firm Registration Number: 498077

## 6.4. Description of Available Antennas

Ant. No.	Transmitter Circuit	Brand Name	Model Name	Ant. Type	Maximum Gain (dBi)
1	Chain (0)	APEX BIOTECHNOLOGY	APEX_BGM024 PCB ANT	PCB	0

Note: The above antenna information was provided from customer and for more detailed features description, please refer the manufacturer's specification or user's manual.

## Underwriters Laboratories Taiwan Co., Ltd.

Building B and Building E, No. 372-7, Sec. 4, Zhongxing Rd., Zhudong Township, Hsinchu County, Taiwan

Telephone : +886-2-7737-3000

Facsimile (FAX) : +886-3-583-7948

Doc No: 17-EM-F0876 / 5.0



## 6.5. Test Mode Applicability and Tested Channel Detail

- The EUT power source types: 3Vdc from battery only.
- The fundamental of the EUT was investigated in three orthogonal axes X-Y, Y-Z, X-Z, it was determined that X-Y was worst-case. Therefore, all final radiated testing was performed with the EUT in X-Y.
- For Antenna Port Conducted Measurement, this item includes all test value of each mode, but only includes spectrum plot of worst value of each mode.
- For below 30MHz testing, investigation was done on three antenna orientations (parallel, perpendicular, and ground-parallel), parallel and perpendicular are the worst orientations, therefore testing was performed on these two orientations only.
- For below 1 GHz radiated emission have performed all modes of operation were investigated and the worst-case emissions are reported.
- Pre-Scan has been conducted to determine the worst-case mode from all possible combinations between available modulations, data rates and antenna ports (if EUT with antenna diversity architecture).

Test item	Modulation Type	Available Channel	Test Channel	Data Rate
Radiated Emissions	GFSK	0 to 39	0,19,39	1 Mbps
	GFSK			2 Mbps
Radiated Emissions (Below 1GHz)	GFSK	0 to 39	0	1 Mbps
	GFSK		0	2 Mbps
Antenna Port Conducted Measurement	GFSK	0 to 39	0,19,39	1 Mbps
	GFSK			2 Mbps

### Underwriters Laboratories Taiwan Co., Ltd.

Building B and Building E, No. 372-7, Sec. 4, Zhongxing Rd., Zhudong Township, Hsinchu County, Taiwan

Telephone :+886-2-7737-3000

Facsimile (FAX ) :+886-3-583-7948

Doc No: 17-EM-F0876 / 5.0

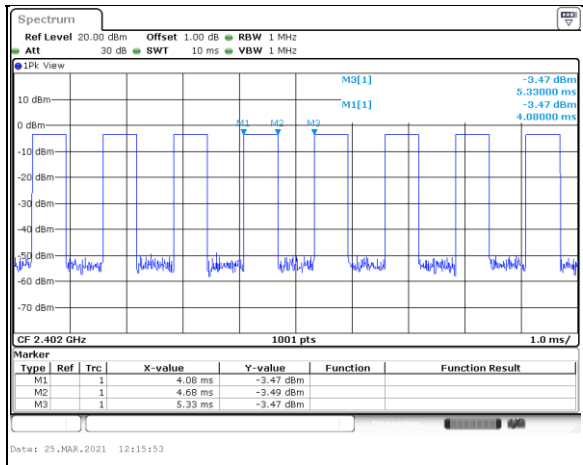


## 6.6. Duty cycle

### BT LE\_1Mbps

Duty cycle of test signal is < 98 %, duty factor shall be considered.

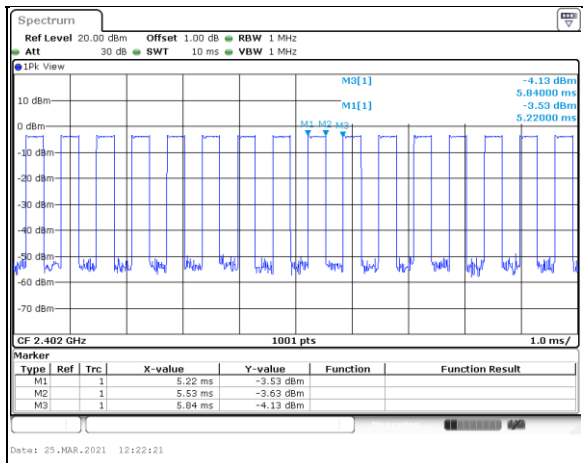
Duty cycle =  $0.6/1.25 = 0.48$ , Duty factor(dB) =  $10 * \log(1/0.48) = 3.19$



### BT LE\_2Mbps

Duty cycle of test signal is < 98 %, duty factor shall be considered.

BT-LE-2M: Duty cycle =  $0.31/0.62 = 0.5$ , Duty factor(dB) =  $10 * \log(1/0.5) = 3.02$



## Underwriters Laboratories Taiwan Co., Ltd.

Building B and Building E, No. 372-7, Sec. 4, Zhongxing Rd., Zhudong Township, Hsinchu County, Taiwan

Telephone : +886-2-7737-3000

Facsimile (FAX) : +886-3-583-7948

Doc No: 17-EM-F0876 / 5.0



## 7. Test Equipment

Test Equipment List					
Equipment	Manufacturer	Model No.	Serial No.	Cal. Date	Expired date
Radiated Spurious Emission					
Spectrum Analyzer	Keysight	N9010A	MY56070827	2020/11/11	2021/11/10
EMI Test Receiver	Rohde & Schwarz	ESR7	101754	2020/12/11	2021/12/10
Loop Antenna	ETS lindgren	6502	00213440	2020/12/25	2021/12/24
Trilog-Broadband Antenna with 5dB Attenuator	Schwarzbeck & EMCI	VULB 9168 & N-6-05	774 & AT-N0538	2021/1/13	2022/1/12
Horn Antenna (1-18 GHz)	Schwarzbeck	BBHA 9120 D	01690	2020/12/30	2021/12/29
Horn Antenna (18-40 GHz)	Schwarzbeck	BBHA 9170	781	2020/12/30	2021/12/29
Preamplifier (30-1000 MHz)	EMCI	EMC330E	980405	2020/6/9	2021/6/8
Preamplifier (1-18 GHz)	EMCI	EMC051835BE	980406	2021/2/3	2022/2/2
Preamplifier (18-40GHz)	EMCI	EMC184040SEE	980426	2020/5/19	2021/5/18
Cables	Hanyitek	K1K50-UP0264-K1K50-2500	170214-4 & 170425-2	2021/1/22	2022/1/21
Cables	Hanyitek	K1K50-UP0264-K1K50-2500	170214-1 & 170214-2	2021/1/22	2022/1/21
Antenna Port Conducted Measurement					
Spectrum Analyzer	Keysight	N9010A	MY56070834	2020/11/6	2021/11/5
Pulse Power Sensor	Anritsu	MA2411B	1531202	2020/12/21	2021/12/20
Power Meter	Anritsu	ML2495A	1645002	2020/12/21	2021/12/20

UL Software		
Description	Name	Version
Radiated measurement	EZ EMC	1.1.4.2
Conducted measurement	Keysight.TestSystem	1.0.0.0

### Underwriters Laboratories Taiwan Co., Ltd.

Building B and Building E, No. 372-7, Sec. 4, Zhongxing Rd., Zhudong Township, Hsinchu County, Taiwan

Telephone :+886-2-7737-3000

Facsimile (FAX) :+886-3-583-7948

Doc No: 17-EM-F0876 / 5.0



## 8. Description of Test Setup

### Support Equipment

ID	Equipment	Brand Name	Model Name	S/N	Remark
A	Laptop	DELL	Latitude E5470	3JFKWF2	N/A
B	Battery	TOSHIBA	LR03GCNN	N/A	1.5V*2

### I/O Cables

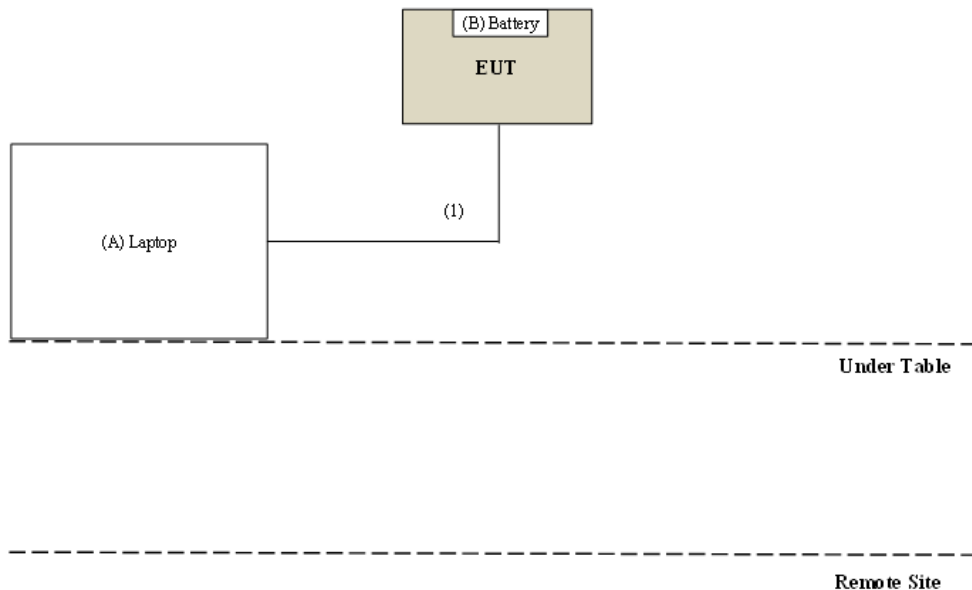
ID	Equipment	Brand Name	Model Name	Length (m)	Remark
1	3.5mm TRS to USB Cable	APEX Bio	3.5mm TRS to USB Cable	1	N/A

Note: 3.5mm phone jack only has data transmission functional, not support system power supply and charging.

### Test Setup

Controlled using a bespoke application (nRF connect v3.6.1) on a test Notebook. The application was used to enable a continuous transmission mode and to select the test channels, data rates, modulation schemes and power setting as required.

### Setup Diagram for Test



### **Underwriters Laboratories Taiwan Co., Ltd.**

Building B and Building E, No. 372-7, Sec. 4, Zhongxing Rd., Zhudong Township, Hsinchu County, Taiwan

Telephone : +886-2-7737-3000

Facsimile (FAX) : +886-3-583-7948

Doc No: 17-EM-F0876 / 5.0



## 9. Test Results

### 9.1. 6dB Bandwidth

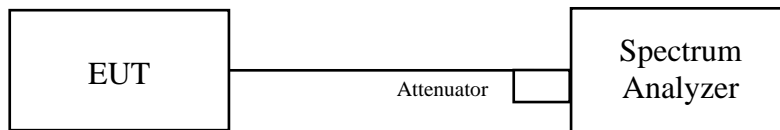
#### Requirements

The minimum 6 dB bandwidth shall be at least 500 kHz.

#### Test procedure

- Set resolution bandwidth (RBW) = 100kHz
- Set the video bandwidth (VBW)  $\geq 3 \times$  RBW, Detector = Peak.
- Trace mode = max hold.
- Sweep = auto couple.
- Measure the maximum width of the emission that is constrained by the frequencies associated with the two amplitude points (upper and lower) that are attenuated by 6 dB relative to the maximum level measured in the fundamental emission.

#### Test Setup



The loss between RF output port of the EUT and the input port of the Spectrum Analyzer has been taken into consideration.

#### **Underwriters Laboratories Taiwan Co., Ltd.**

Building B and Building E, No. 372-7, Sec. 4, Zhongxing Rd., Zhudong Township, Hsinchu County, Taiwan

Telephone : +886-2-7737-3000

Facsimile (FAX) : +886-3-583-7948

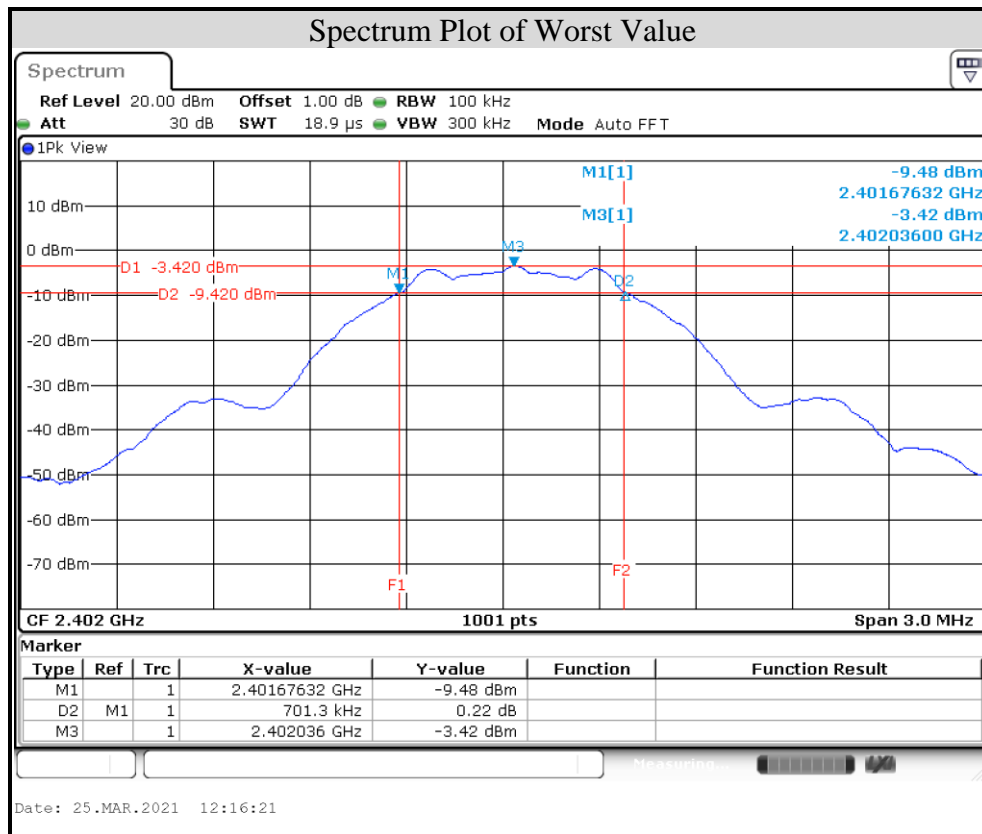
Doc No: 17-EM-F0876 / 5.0



## Test Data

### BT LE\_1Mbps

Channel	Frequency (MHz)	6dB Bandwidth (MHz)	Minimum Limit (MHz)	Pass / Fail
0	2402	0.70	0.5	PASS
19	2440	0.71	0.5	PASS
39	2480	0.71	0.5	PASS



## Underwriters Laboratories Taiwan Co., Ltd.

Building B and Building E, No. 372-7, Sec. 4, Zhongxing Rd., Zhudong Township, Hsinchu County, Taiwan

Telephone :+886-2-7737-3000

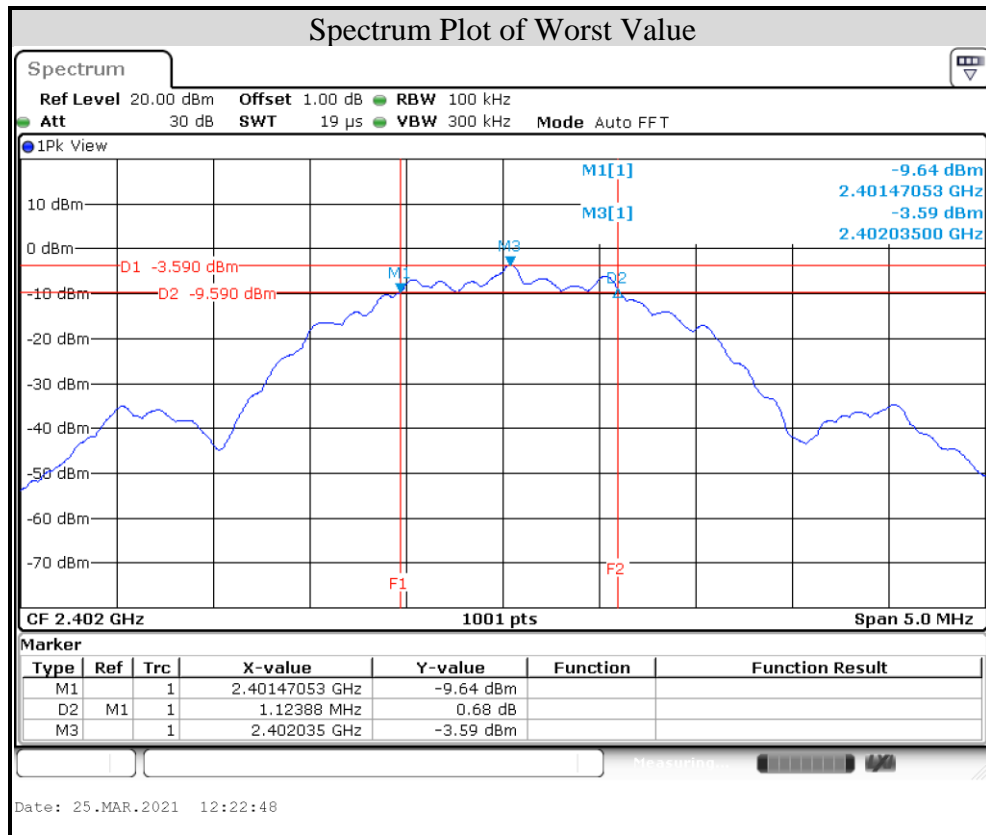
Facsimile (FAX) :+886-3-583-7948

Doc No: 17-EM-F0876 / 5.0



### BT LE\_2Mbps

Channel	Frequency (MHz)	6dB Bandwidth (MHz)	Minimum Limit (MHz)	Pass / Fail
0	2402	1.12	0.5	PASS
19	2440	1.13	0.5	PASS
39	2480	1.13	0.5	PASS



### Underwriters Laboratories Taiwan Co., Ltd.

Building B and Building E, No. 372-7, Sec. 4, Zhongxing Rd., Zhudong Township, Hsinchu County, Taiwan

Telephone : +886-2-7737-3000

Facsimile (FAX) : +886-3-583-7948

Doc No: 17-EM-F0876 / 5.0





## 9.2. Conducted Output Power


### Requirements

For systems using digital modulation in the 2400-2483.5 MHz bands: 1 Watt.

### Test Procedure

A peak power sensor was used on the output port of the EUT. A power meter was used to read the response of the peak power sensor. Record the power level.

### Test Setup



The loss between RF output port of the EUT and the input port of the Power Meter has been taken into consideration.

### **Underwriters Laboratories Taiwan Co., Ltd.**

Building B and Building E, No. 372-7, Sec. 4, Zhongxing Rd., Zhudong Township, Hsinchu County, Taiwan

Telephone :+886-2-7737-3000

Facsimile (FAX ) :+886-3-583-7948

Doc No: 17-EM-F0876 / 5.0



## Test Data

### BT LE\_1Mbps

#### Peak Power

Channel	Frequency (MHz)	Total Power (mW)	Total Power (dBm)	Limit (dBm)	Pass/Fail
0	2402	0.405	-3.93	30	PASS
19	2440	0.4	-3.98	30	PASS
39	2480	0.364	-4.39	30	PASS

#### Average Power (Reference Only)

Channel	Frequency (MHz)	Total Power (mW)	Total Power (dBm)
0	2402	0.397	-4.01
19	2440	0.392	-4.07
39	2480	0.353	-4.52

### BT LE\_2Mbps

#### Peak Power

Channel	Frequency (MHz)	Total Power (mW)	Total Power (dBm)	Limit (dBm)	Pass/Fail
0	2402	0.403	-3.95	30	PASS
19	2440	0.398	-4.00	30	PASS
39	2480	0.361	-4.43	30	PASS

#### Average Power (Reference Only)

Channel	Frequency (MHz)	Total Power (mW)	Total Power (dBm)
0	2402	0.395	-4.03
19	2440	0.391	-4.08
39	2480	0.351	-4.55

## Underwriters Laboratories Taiwan Co., Ltd.

Building B and Building E, No. 372-7, Sec. 4, Zhongxing Rd., Zhudong Township, Hsinchu County, Taiwan

Telephone : +886-2-7737-3000

Facsimile (FAX) : +886-3-583-7948

Doc No: 17-EM-F0876 / 5.0



### 9.3. Power Spectral Density

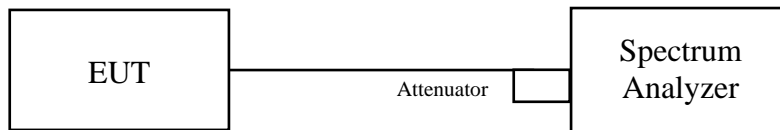
#### Requirements

The Maximum of Power Spectral Density Measurement is 8dBm in any 3 kHz.

#### Test procedure

- Set analyzer center frequency to DTS channel center frequency.
- Set the span to 1.5 times the DTS bandwidth.
- Set the RBW to:  $3 \text{ kHz} \leq \text{RBW} \leq 100 \text{ kHz}$ .
- Set the VBW  $\geq 3 \times \text{RBW}$ .
- Detector = peak.
- Sweep time = auto couple.
- Trace mode = max hold.
- Allow trace to fully stabilize.
- Use the peak marker function to determine the maximum amplitude level within the RBW.

#### Test Setup



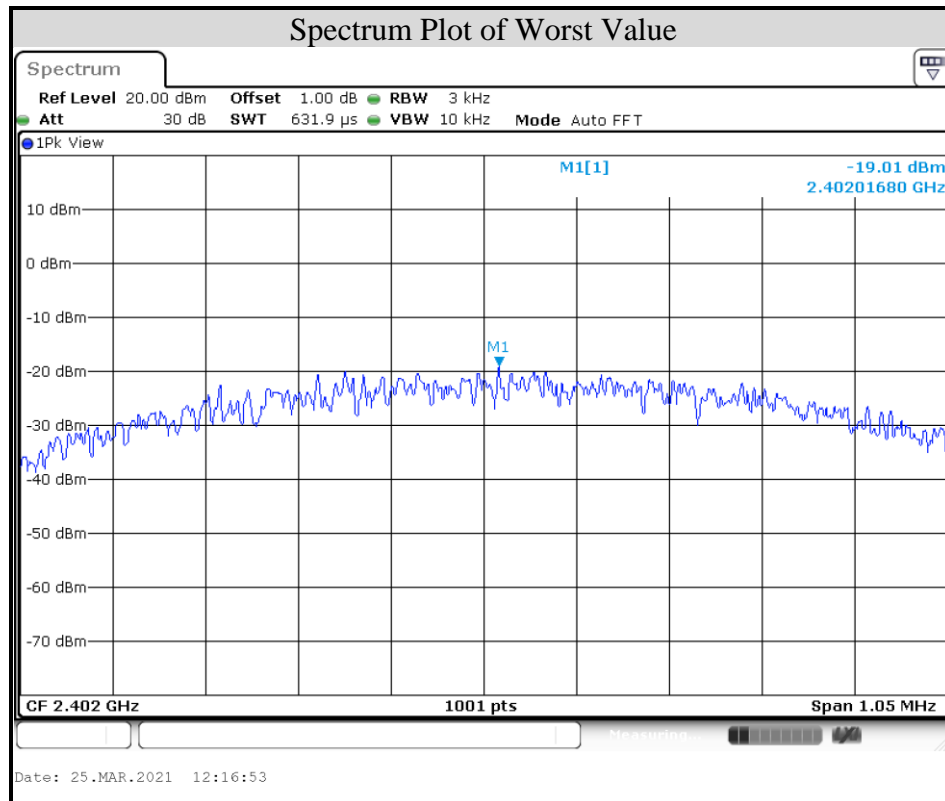
The loss between RF output port of the EUT and the input port of the Spectrum Analyzer has been taken into consideration.



## Test Data

### BT LE\_1Mbps

Channel	Frequency (MHz)	PSD (dBm/3kHz)	Limit (dBm/3kHz)	Pass /Fail
0	2402	-19.01	8	PASS
19	2440	-19.50	8	PASS
39	2480	-20.21	8	PASS



## Underwriters Laboratories Taiwan Co., Ltd.

Building B and Building E, No. 372-7, Sec. 4, Zhongxing Rd., Zhudong Township, Hsinchu County, Taiwan

Telephone : +886-2-7737-3000

Facsimile (FAX) : +886-3-583-7948

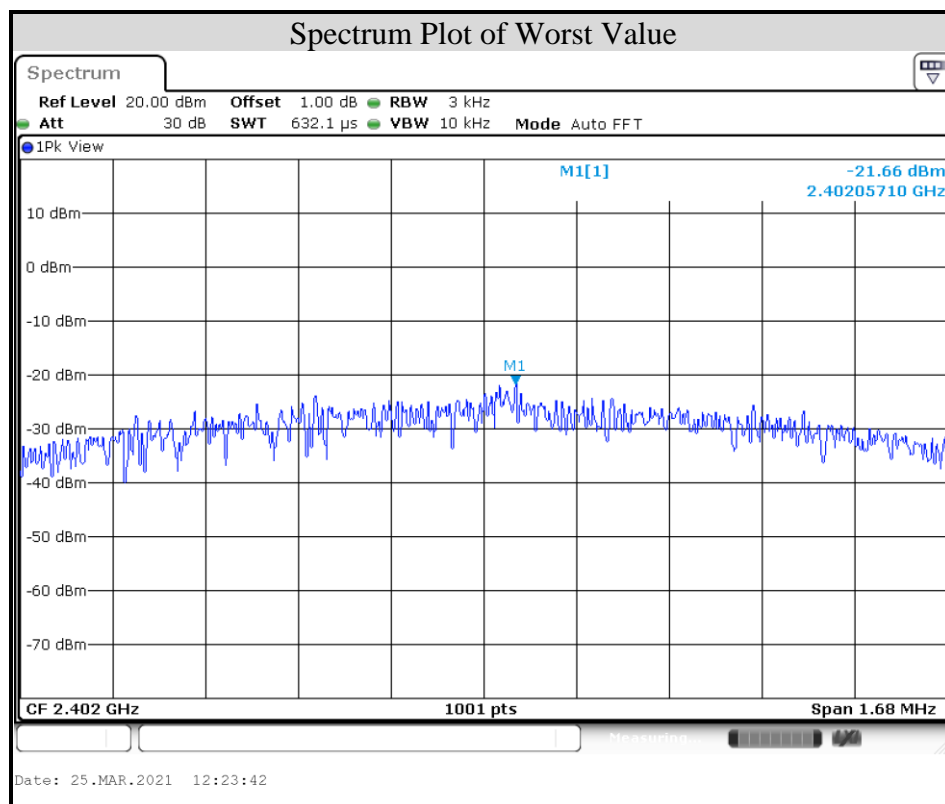
Doc No: 17-EM-F0876 / 5.0



Test report No. : 4789856090-US-R0-V0  
Page : 21 of 47  
Issued date : 2021/5/14  
FCC ID : 2AV24BGM024

## BT LE\_2Mbps

Channel	Frequency (MHz)	PSD (dBm/3kHz)	Limit (dBm/3kHz)	Pass /Fail
0	2402	-21.66	8	PASS
19	2440	-22.28	8	PASS
39	2480	-22.97	8	PASS



## Underwriters Laboratories Taiwan Co., Ltd.

Building B and Building E, No. 372-7, Sec. 4, Zhongxing Rd., Zhudong Township, Hsinchu County, Taiwan

Telephone : +886-2-7737-3000

Facsimile (FAX) : +886-3-583-7948

Doc No: 17-EM-F0876 / 5.0



## 9.4. Conducted Out of Band Emission

### Requirements

In any 100 kHz bandwidth outside the frequency band in which the spread spectrum or digitally modulated intentional radiator is operating, the radio frequency power that is produced by the intentional radiator shall be at least 20 dB below that in the 100 kHz bandwidth within the band that contains the highest level of the desired power, based on either an RF conducted or a radiated measurement, provided the transmitter demonstrates compliance with the peak conducted power limits. If the transmitter complies with the conducted power limits based on the use of RMS averaging over a time interval, as permitted under paragraph (b) (3) of this section, the attenuation required under this paragraph shall be 30 dB instead of 20 dB. Attenuation below the general limits specified in §15.209 (a) is not required.

### Test procedure

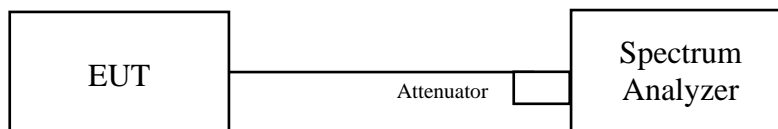
Measurement Procedure REF

1. Set the RBW = 100 kHz.
2. Set the VBW  $\geq$  300 kHz.
3. Set the span to 1.5 times the DTS bandwidth.
4. Detector = peak.
5. Sweep time = auto couple.
6. Trace mode = max hold.
7. Allow trace to fully stabilize.
8. Use the peak marker function to determine the maximum power level in any 100 kHz band segment within the fundamental EBW.

Measurement Procedure OOBE

1. Set RBW = 100 kHz.
2. Set VBW  $\geq$  300 kHz.
3. Detector = peak.
4. Sweep = auto couple.
5. Trace Mode = max hold.
6. Allow trace to fully stabilize.
7. Use the peak marker function to determine the maximum amplitude level.

### Test Setup



The loss between RF output port of the EUT and the input port of the Spectrum Analyzer has been taken into consideration.

### **Underwriters Laboratories Taiwan Co., Ltd.**

Building B and Building E, No. 372-7, Sec. 4, Zhongxing Rd., Zhudong Township, Hsinchu County, Taiwan

Telephone : +886-2-7737-3000

Facsimile (FAX) : +886-3-583-7948

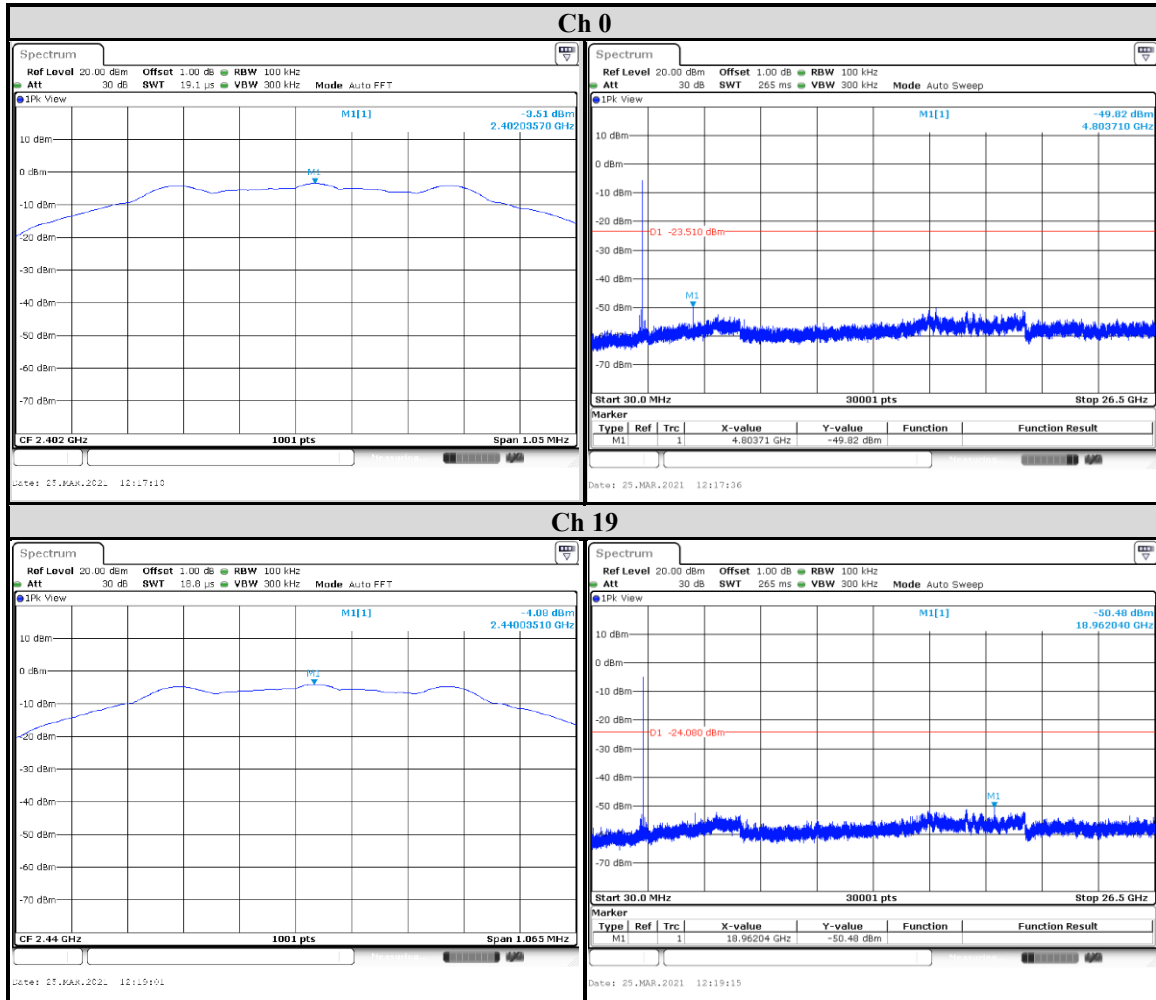
Doc No: 17-EM-F0876 / 5.0



Test report No. : 4789856090-US-R0-V0  
Page : 23 of 47  
Issued date : 2021/5/14  
FCC ID : 2AV24BGM024

## Test Data

### BT LE\_1Mbps



## Underwriters Laboratories Taiwan Co., Ltd.

Building B and Building E, No. 372-7, Sec. 4, Zhongxing Rd., Zhudong Township, Hsinchu County, Taiwan

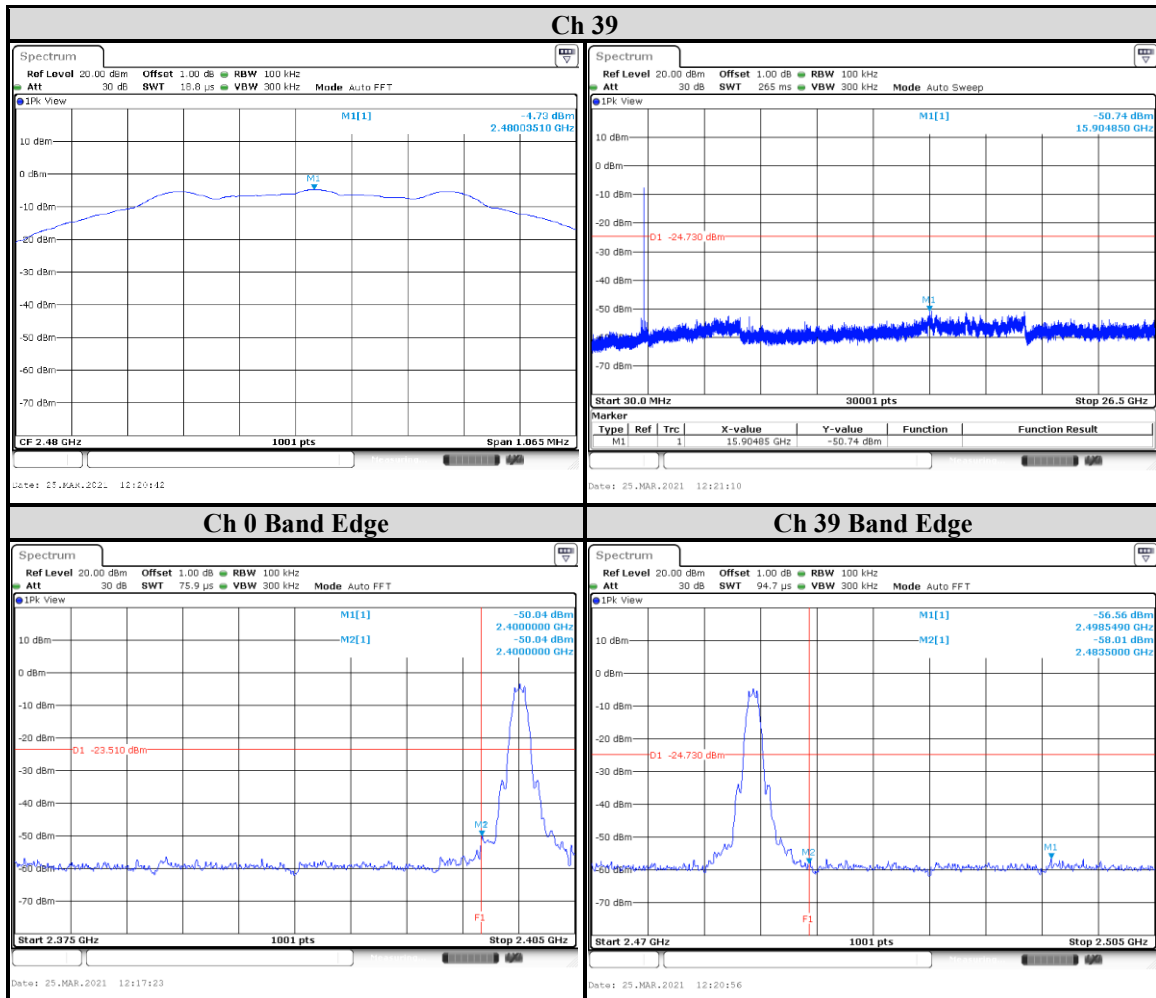
Telephone : +886-2-7737-3000

Facsimile (FAX) : +886-3-583-7948

Doc No: 17-EM-F0876 / 5.0



Test report No. : 4789856090-US-R0-V0  
Page : 24 of 47  
Issued date : 2021/5/14  
FCC ID : 2AV24BGM024



**Underwriters Laboratories Taiwan Co., Ltd.**

Building B and Building E, No. 372-7, Sec. 4, Zhongxing Rd., Zhudong Township, Hsinchu County, Taiwan

Telephone : +886-2-7737-3000

Facsimile (FAX) : +886-3-583-7948

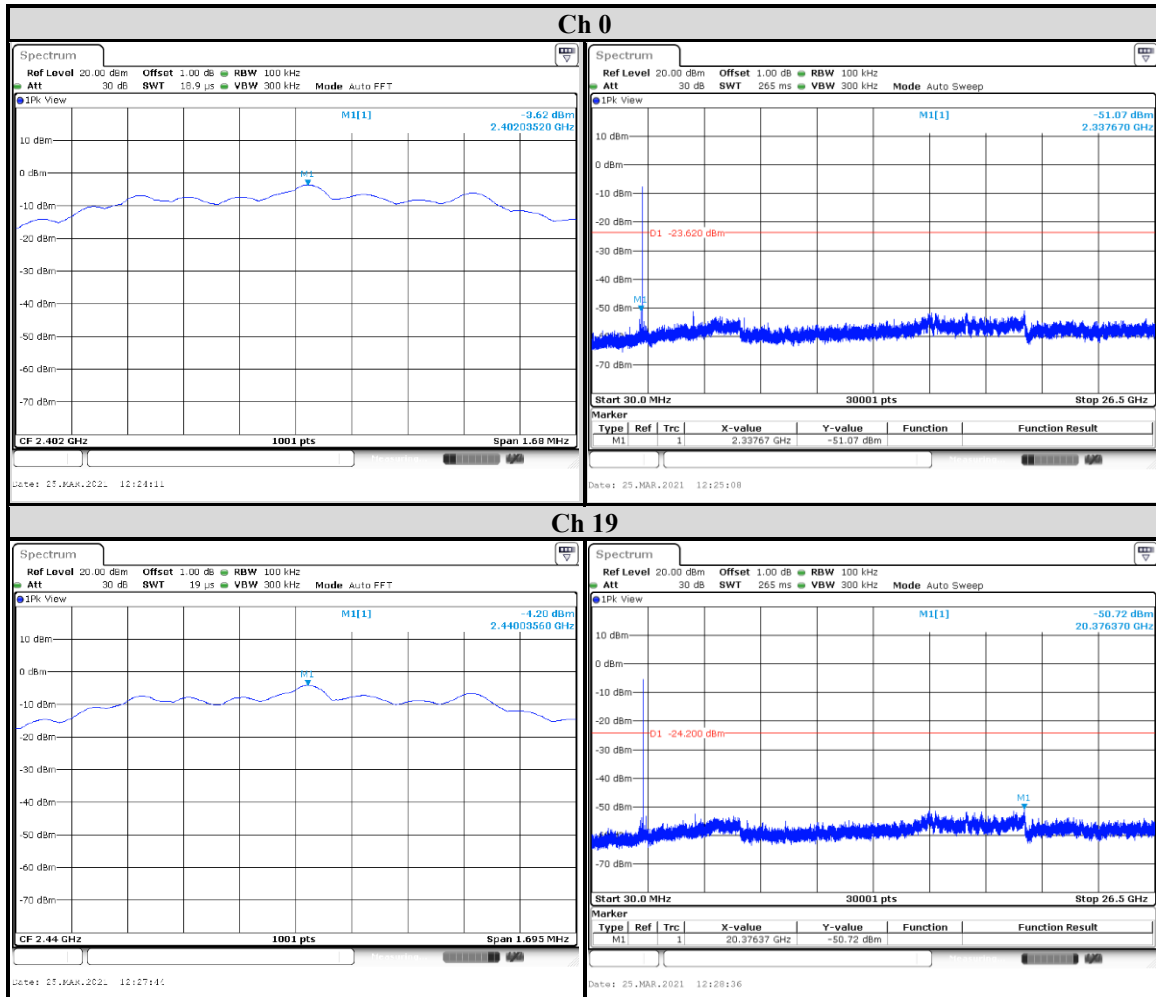
Doc No: 17-EM-F0876 / 5.0





Test report No. : 4789856090-US-R0-V0  
Page : 25 of 47  
Issued date : 2021/5/14  
FCC ID : 2AV24BGM024

## BT LE\_2Mbps



## Underwriters Laboratories Taiwan Co., Ltd.

Building B and Building E, No. 372-7, Sec. 4, Zhongxing Rd., Zhudong Township, Hsinchu County, Taiwan

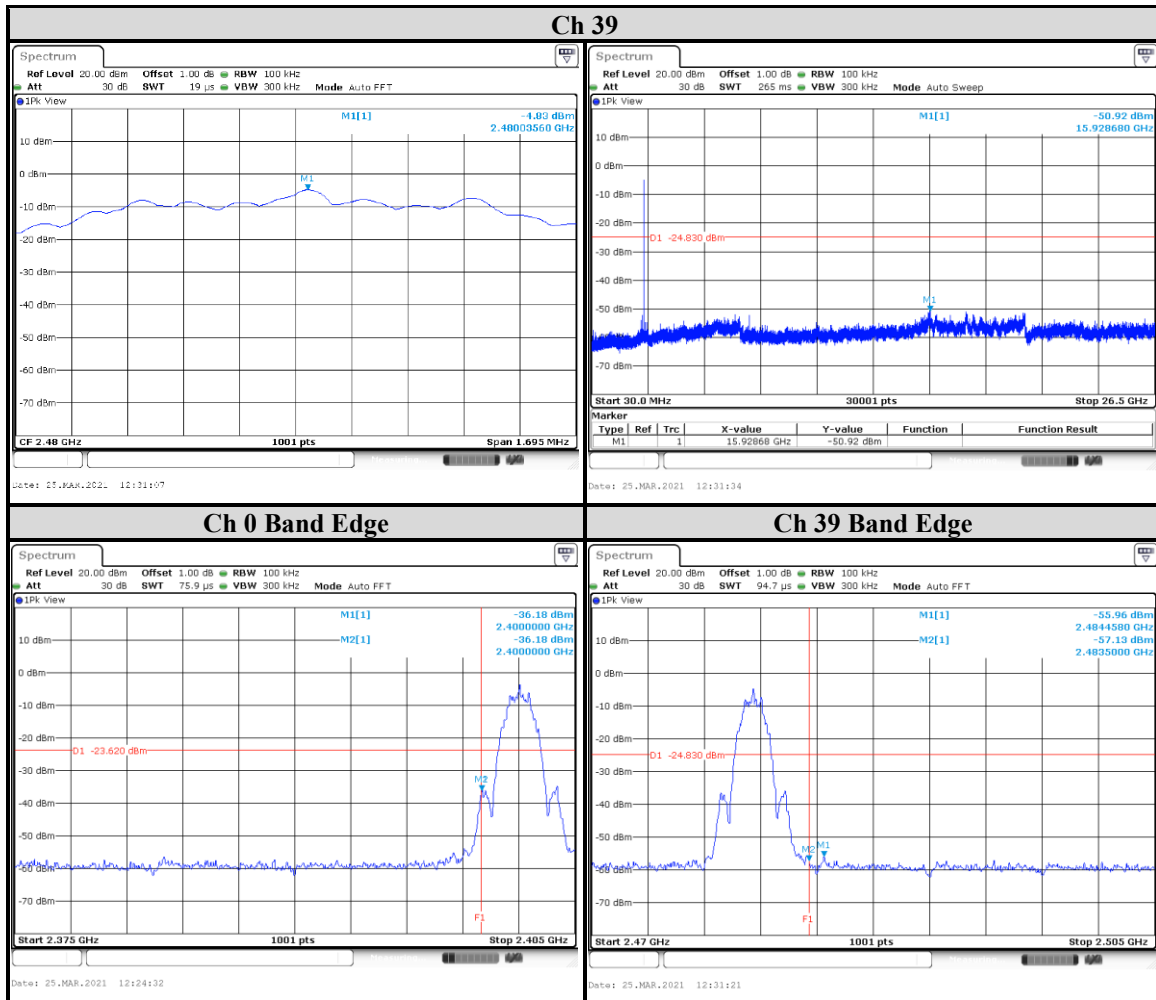
Telephone : +886-2-7737-3000

Facsimile (FAX) : +886-3-583-7948

Doc No: 17-EM-F0876 / 5.0



Test report No. : 4789856090-US-R0-V0  
Page : 26 of 47  
Issued date : 2021/5/14  
FCC ID : 2AV24BGM024



**Underwriters Laboratories Taiwan Co., Ltd.**

Building B and Building E, No. 372-7, Sec. 4, Zhongxing Rd., Zhudong Township, Hsinchu County, Taiwan

Telephone : +886-2-7737-3000

Facsimile (FAX) : +886-3-583-7948

Doc No: 17-EM-F0876 / 5.0



## 9.5. Radiated Spurious Emission

### Requirements

Radiated emissions which fall in the restricted bands must comply with the radiated emission limits specified as below table. Other emissions shall be at least 20dB below the highest level of the desired power:

Frequency(MHz)	Field strength (microvolts/meter)	Measurement distance (meters)
0.009-0.490	2400/F(kHz)	300
0.490-1.705	24000/F(kHz)	30
1.705-30.0	30	30
30-88	100	3
88-216	150	3
216-960	200	3
Above 960	500	3

**NOTE:**

1. The lower limit shall apply at the transition frequencies.
2. Emission level (dBuV/m) = 20 log Emission level (uV/m).
3. For frequencies above 1000MHz, the field strength limits are based on average detector, however, the peak field strength of any emission shall not exceed the maximum permitted average limits, specified above by more than 20dB under any condition of modulation.

### **Underwriters Laboratories Taiwan Co., Ltd.**

Building B and Building E, No. 372-7, Sec. 4, Zhongxing Rd., Zhudong Township, Hsinchu County, Taiwan

Telephone :+886-2-7737-3000

Facsimile (FAX ) :+886-3-583-7948

Doc No: 17-EM-F0876 / 5.0



## **Test Procedures**

[For 9 kHz ~ 30 MHz]

- a. The EUT was placed on the top of a rotating table 0.8 meters above the ground at a 3 meter chamber room. The table was rotated 360 degrees to determine the position of the highest radiation.
- b. The EUT was set 3 meters away from the interference-receiving antenna, which was mounted on the top of a variable-height antenna tower.
- c. Parallel, perpendicular, and ground-parallel orientations of the antenna are set to make the measurement.
- d. For each suspected emission, the EUT was arranged to its worst case and the rotatable table was turned from 0 degrees to 360 degrees to find the maximum reading.
- e. For measurement below 30MHz, the initial step in collecting conducted emission data is a spectrum analyzer peak detector mode pre-scanning the measurement frequency range. Significant peaks are then marked and then Quasi Peak detector mode re-measured. If the emission level of the EUT measured by the peak detector is lower than the applicable limit, the peak emission level will be reported. Otherwise, the emission measurement will be repeated using the quasi-peak detector and reported.

### **NOTE:**

1. The resolution bandwidth and video bandwidth of test receiver/spectrum analyzer is 9kHz at frequency below 30MHz.

[For above 30 MHz]

- a. The EUT was placed on the top of a rotating table 0.8 meters (for 30MHz ~ 1GHz) / 1.5 meters (for above 1GHz) above the ground at 3 meter chamber room for test. The table was rotated 360 degrees to determine the position of the highest radiation.
- b. The EUT was set 3 meters away from the interference-receiving antenna, which was mounted on the top of a variable-height antenna tower.
- c. The height of antenna is varied from one meter to four meters above the ground to determine the maximum value of the field strength. Both horizontal and vertical polarizations of the antenna are set to make the measurement.
- d. For each suspected emission, the EUT was arranged to its worst case and then the antenna was tuned to heights from 1 meter to 4 meters and the rotatable table was turned from 0 degrees to 360 degrees to find the maximum reading.
- e. For measurement below 1GHz, the initial step in collecting conducted emission data is a spectrum analyzer peak detector mode pre-scanning the measurement frequency range. Significant peaks are then marked and then Quasi Peak detector mode re-measured. If the emission level of the EUT measured by the peak detector is lower than the applicable limit, the peak emission level will be reported. Otherwise, the emission measurement will be repeated using the quasi-peak detector and reported.
- f. The test-receiver system was set to peak and average detects function and specified bandwidth with maximum hold mode when the test frequency is above 1 GHz. If the peak reading value also meets average limit, measurement with the average detector is unnecessary.

## **Underwriters Laboratories Taiwan Co., Ltd.**

Building B and Building E, No. 372-7, Sec. 4, Zhongxing Rd., Zhudong Township, Hsinchu County, Taiwan

Telephone :+886-2-7737-3000

Facsimile (FAX) :+886-3-583-7948

Doc No: 17-EM-F0876 / 5.0



Note:

- The resolution bandwidth and video bandwidth of test receiver/spectrum analyzer is 120kHz for Quasi-peak detection (QP) at frequency below 1GHz.
- The resolution bandwidth of test receiver/spectrum analyzer is 1 MHz and the video bandwidth is 3 MHz for Peak detection (PK) at frequency above 1GHz.
- The resolution bandwidth of test receiver/spectrum analyzer is 1MHz and the video bandwidth is  $\geq 1/T$  (Duty cycle  $< 98\%$ ) or 10Hz (Duty cycle  $\geq 98\%$ ) for Average detection (AV) at frequency above 1GHz.

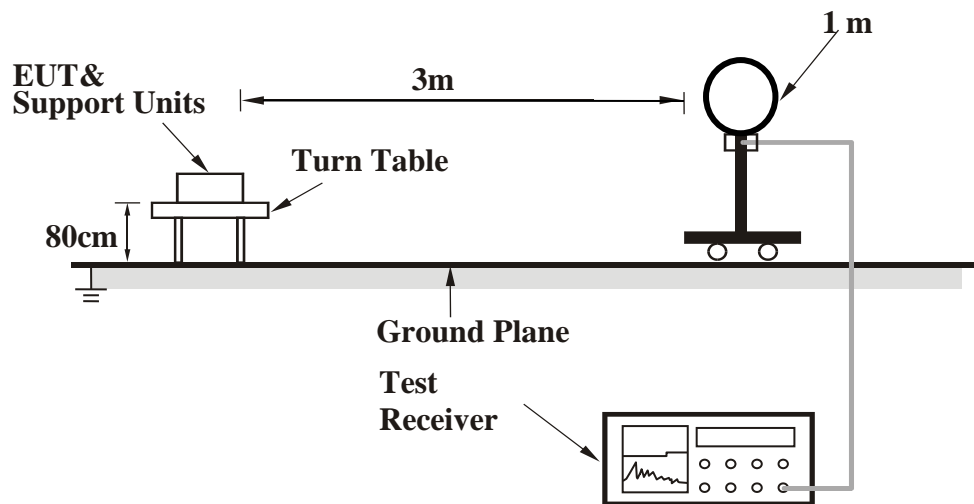
Configuration	Average	
	RBW	VBW
BT LE_1Mbps	1MHz	2kHz
BT LE_2Mbps	1MHz	5.1kHz

Note: Refer to section 6.6 for duty cycle.

- All modes of operation were investigated (includes all external accessories) and the worst-case emissions are reported.

### Test Setup

<Frequency Range 9 kHz ~ 30 MHz>



### **Underwriters Laboratories Taiwan Co., Ltd.**

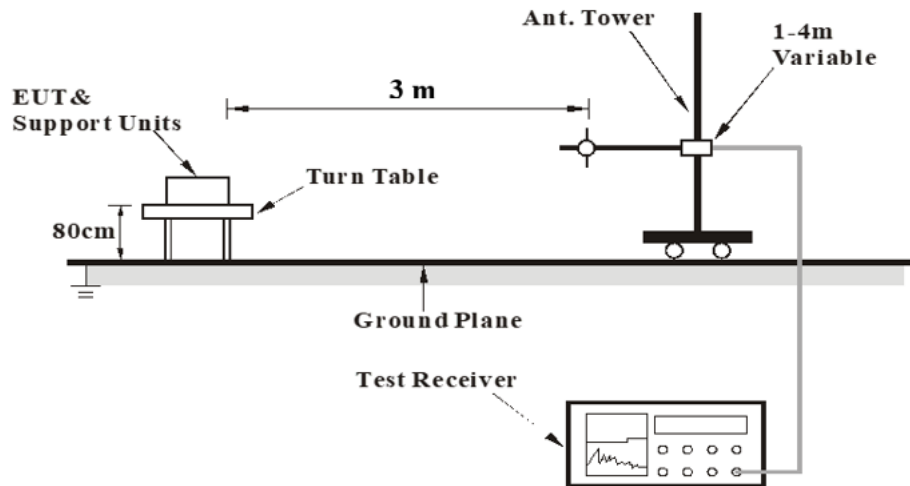
Building B and Building E, No. 372-7, Sec. 4, Zhongxing Rd., Zhudong Township, Hsinchu County, Taiwan

Telephone : +886-2-7737-3000

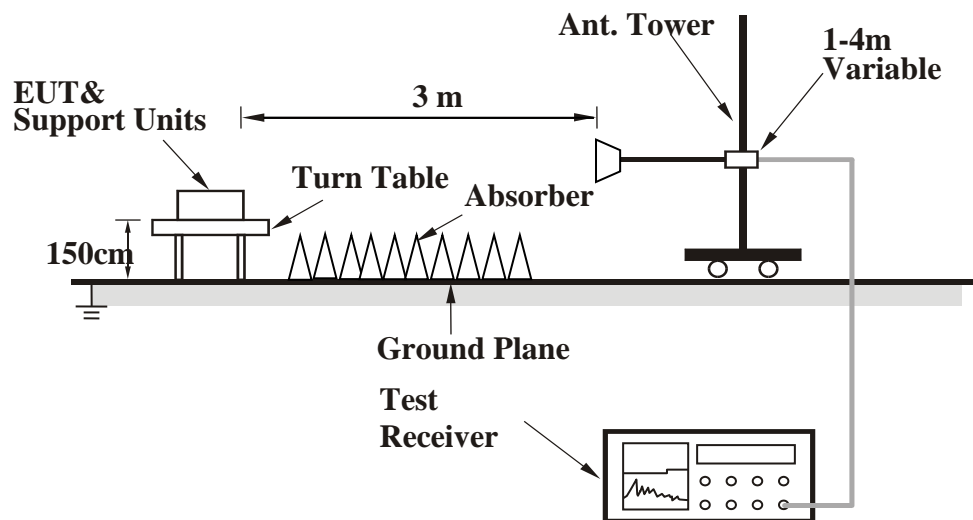
Facsimile (FAX) : +886-3-583-7948

Doc No: 17-EM-F0876 / 5.0

<Frequency Range 30 MHz ~ 1 GHz >



<Frequency Range above 1 GHz>



For the actual test configuration, please refer to the Setup Configurations.



## Test Data

### Above 1GHz Data

#### BT LE\_1Mbps

EUT Test Condition		Measurement Detail	
Channel	Channel 0	Frequency Range	1 GHz ~ 26.5 GHz

Antenna Polarity & Test Distance: Horizontal at 3 m							
Notation	Frequency	Reading	Correct	Result	Limit	Margin	Remark
	(MHz)	(dBuV/m)	dB/m	(dBuV/m)	(dBuV/m)	(dB)	
*	4804	43.85	2.46	46.31	74	-27.69	Peak
*	7206	43.02	10.29	53.31	74	-20.69	Peak
-	2338	38.06	6.08	44.14	54	-9.86	Average
@	2402	84.19	6.13	90.32	-	-	Average
-	2337.8	43.2	6.08	49.28	74	-24.72	Peak
@	2402	85.15	6.13	91.28	-	-	Peak
Antenna Polarity & Test Distance: Vertical at 3 m							
Notation	Frequency	Reading	Correct	Result	Limit	Margin	Remark
	(MHz)	(dBuV/m)	dB/m	(dBuV/m)	(dBuV/m)	(dB)	
*	4804	41.45	2.46	43.91	74	-30.09	Peak
*	7206	43.7	10.29	53.99	74	-20.01	Peak
-	2337.8	33.01	6.08	39.09	54	-14.91	Average
@	2402	78.39	6.13	84.52	-	-	Average
-	2319.4	40.58	6.16	46.74	74	-27.26	Peak
@	2402	78.73	6.13	84.86	-	-	Peak

#### Remarks:

1. Result value (dBuV/m) = Reading value (dBuV/m) + Correction Factor (dB/m).
2. Margin(dB) = Result value (dBuV/m) - Limit value (dBuV/m).
3. Correction Factor (dB/m) = Antenna Factor (dBuV/m) + Cable Loss (dB) - Preamp Factor (dB).
4. "@": Fundamental Frequency.
5. " \* ": The peak result under 20 dB above and complies with AVG limit, AVG result is deemed to comply with AVG limit.
6. The other emission levels were very low against the limit.

## Underwriters Laboratories Taiwan Co., Ltd.

Building B and Building E, No. 372-7, Sec. 4, Zhongxing Rd., Zhudong Township, Hsinchu County, Taiwan

Telephone :+886-2-7737-3000

Facsimile (FAX) :+886-3-583-7948

Doc No: 17-EM-F0876 / 5.0



Test report No. : 4789856090-US-R0-V0  
Page : 32 of 47  
Issued date : 2021/5/14  
FCC ID : 2AV24BGM024

EUT Test Condition		Measurement Detail	
Channel	Channel 19	Frequency Range	1 GHz ~ 26.5 GHz

Antenna Polarity & Test Distance: Horizontal at 3 m							
Notation	Frequency	Reading	Correct	Result	Limit	Margin	Remark
	(MHz)	(dBuV/m)	dB/m	(dBuV/m)	(dBuV/m)	(dB)	
*	4880	41.17	2.66	43.83	74	-30.17	Peak
*	7320	42.8	10.58	53.38	74	-20.62	Peak
-	2312	39.38	6.19	45.57	54	-8.43	Average
@	2440	83.07	6.11	89.18	-	-	Average
-	2503.8	33.78	6.1	39.88	54	-14.12	Average
-	2312.2	42.41	6.19	48.6	74	-25.4	Peak
@	2440	83.76	6.11	89.87	-	-	Peak
-	2493	40.76	6.1	46.86	74	-27.14	Peak
Antenna Polarity & Test Distance: Vertical at 3 m							
Notation	Frequency	Reading	Correct	Result	Limit	Margin	Remark
	(MHz)	(dBuV/m)	dB/m	(dBuV/m)	(dBuV/m)	(dB)	
*	4880	44.08	2.66	46.74	74	-27.26	Peak
*	7320	42.83	10.58	53.41	74	-20.59	Peak
-	2312.2	34.68	6.19	40.87	54	-13.13	Average
@	2440	77.29	6.11	83.4	-	-	Average
-	2504.2	30.02	6.1	36.12	54	-17.88	Average
-	2326	41.34	6.12	47.46	74	-26.54	Peak
@	2440	77.78	6.11	83.89	-	-	Peak
-	2494.8	40.93	6.1	47.03	74	-26.97	Peak

Remarks:

1. Result value (dBuV/m) = Reading value (dBuV/m) + Correction Factor (dB/m).
2. Margin(dB) = Result value (dBuV/m) - Limit value (dBuV/m).
3. Correction Factor (dB/m) = Antenna Factor (dBuV/m) + Cable Loss (dB) - Preamp Factor (dB).
4. "@": Fundamental Frequency.
5. "\* ": The peak result under 20 dB above and complies with AVG limit, AVG result is deemed to comply with AVG limit.
6. The other emission levels were very low against the limit.

### Underwriters Laboratories Taiwan Co., Ltd.

Building B and Building E, No. 372-7, Sec. 4, Zhongxing Rd., Zhudong Township, Hsinchu County, Taiwan

Telephone :+886-2-7737-3000

Facsimile (FAX ) :+886-3-583-7948

Doc No: 17-EM-F0876 / 5.0





Test report No. : 4789856090-US-R0-V0  
Page : 33 of 47  
Issued date : 2021/5/14  
FCC ID : 2AV24BGM024

EUT Test Condition		Measurement Detail	
Channel	Channel 39	Frequency Range	1 GHz ~ 26.5 GHz

Antenna Polarity & Test Distance: Horizontal at 3 m							
Notation	Frequency	Reading	Correct	Result	Limit	Margin	Remark
	(MHz)	(dBuV/m)	dB/m	(dBuV/m)	(dBuV/m)	(dB)	
*	4960	40.21	2.62	42.83	74	-31.17	Peak
*	7440	42.63	10.9	53.53	74	-20.47	Peak
@	2480	82.65	6.1	88.75	-	-	Average
-	2488.2	29.84	6.1	35.94	54	-18.06	Average
@	2480	83.44	6.1	89.54	-	-	Peak
-	2501.4	41.41	6.1	47.51	74	-26.49	Peak
Antenna Polarity & Test Distance: Vertical at 3 m							
Notation	Frequency	Reading	Correct	Result	Limit	Margin	Remark
	(MHz)	(dBuV/m)	dB/m	(dBuV/m)	(dBuV/m)	(dB)	
*	4960	44.01	2.62	46.63	74	-27.37	Peak
*	7440	42.31	10.9	53.21	74	-20.79	Peak
@	2480	75.62	6.1	81.72	-	-	Average
-	2484	29.87	6.1	35.97	54	-18.03	Average
@	2480	76.7	6.1	82.8	-	-	Peak
-	2490.4	39.83	6.1	45.93	74	-28.07	Peak

Remarks:

1. Result value (dBuV/m) = Reading value (dBuV/m) + Correction Factor (dB/m).
2. Margin(dB) = Result value (dBuV/m) - Limit value (dBuV/m).
3. Correction Factor (dB/m) = Antenna Factor (dBuV/m) + Cable Loss (dB) - Preamp Factor (dB).
4. "@": Fundamental Frequency.
5. " \* ": The peak result under 20 dB above and complies with AVG limit, AVG result is deemed to comply with AVG limit.
6. The other emission levels were very low against the limit.

### Underwriters Laboratories Taiwan Co., Ltd.

Building B and Building E, No. 372-7, Sec. 4, Zhongxing Rd., Zhudong Township, Hsinchu County, Taiwan

Telephone :+886-2-7737-3000

Facsimile (FAX ) :+886-3-583-7948

Doc No: 17-EM-F0876 / 5.0



Test report No. : 4789856090-US-R0-V0  
Page : 34 of 47  
Issued date : 2021/5/14  
FCC ID : 2AV24BGM024

### BT LE\_2Mbps

EUT Test Condition		Measurement Detail	
Channel	Channel 0	Frequency Range	1 GHz ~ 26.5 GHz

Antenna Polarity & Test Distance: Horizontal at 3 m							
Notation	Frequency	Reading	Correct	Result	Limit	Margin	Remark
	(MHz)	(dBuV/m)	dB/m	(dBuV/m)	(dBuV/m)	(dB)	
*	4804	41.36	2.46	43.82	74	-30.18	Peak
*	7206	42.85	10.29	53.14	74	-20.86	Peak
-	2338	37.29	6.08	43.37	54	-10.63	Average
@	2402	83.4	6.13	89.53	-	-	Average
-	2337.8	43.18	6.08	49.26	74	-24.74	Peak
Antenna Polarity & Test Distance: Vertical at 3 m							
Notation	Frequency	Reading	Correct	Result	Limit	Margin	Remark
	(MHz)	(dBuV/m)	dB/m	(dBuV/m)	(dBuV/m)	(dB)	
*	4804	41.63	2.46	44.09	74	-29.91	Peak
*	7206	43.28	10.29	53.57	74	-20.43	Peak
-	2337.8	32.1	6.08	38.18	54	-15.82	Average
@	2402	77.44	6.13	83.57	-	-	Average
-	2373	40.78	6.08	46.86	74	-27.14	Peak
@	2402	79.08	6.13	85.21	-	-	Peak

Remarks:

1. Result value (dBuV/m) = Reading value (dBuV/m) + Correction Factor (dB/m).
2. Margin(dB) = Result value (dBuV/m) - Limit value (dBuV/m).
3. Correction Factor (dB/m) = Antenna Factor (dBuV/m) + Cable Loss (dB) - Preamp Factor (dB).
4. "@": Fundamental Frequency.
5. " \* ": The peak result under 20 dB above and complies with AVG limit, AVG result is deemed to comply with AVG limit.
6. The other emission levels were very low against the limit.

### Underwriters Laboratories Taiwan Co., Ltd.

Building B and Building E, No. 372-7, Sec. 4, Zhongxing Rd., Zhudong Township, Hsinchu County, Taiwan

Telephone :+886-2-7737-3000

Facsimile (FAX ) :+886-3-583-7948

Doc No: 17-EM-F0876 / 5.0



Test report No. : 4789856090-US-R0-V0  
Page : 35 of 47  
Issued date : 2021/5/14  
FCC ID : 2AV24BGM024

EUT Test Condition		Measurement Detail	
Channel	Channel 19	Frequency Range	1 GHz ~ 26.5 GHz

Antenna Polarity & Test Distance: Horizontal at 3 m							
Notation	Frequency	Reading	Correct	Result	Limit	Margin	Remark
	(MHz)	(dBuV/m)	dB/m	(dBuV/m)	(dBuV/m)	(dB)	
*	4880	42.62	2.66	45.28	74	-28.72	Peak
*	7320	42.29	10.58	52.87	74	-21.13	Peak
-	2312	38.01	6.19	44.2	54	-9.8	Average
@	2440	82.25	6.11	88.36	-	-	Average
-	2504	33	6.1	39.1	54	-14.9	Average
-	2311.2	42.48	6.19	48.67	74	-25.33	Peak
@	2440	83.78	6.11	89.89	-	-	Peak
-	2508	40.57	6.1	46.67	74	-27.33	Peak
Antenna Polarity & Test Distance: Vertical at 3 m							
Notation	Frequency	Reading	Correct	Result	Limit	Margin	Remark
	(MHz)	(dBuV/m)	dB/m	(dBuV/m)	(dBuV/m)	(dB)	
*	4880	41.51	2.66	44.17	74	-29.83	Peak
*	7320	42.75	10.58	53.33	74	-20.67	Peak
-	2312	33.8	6.19	39.99	54	-14.01	Average
@	2440	76.37	6.11	82.48	-	-	Average
-	2504	31.22	6.1	37.32	54	-16.68	Average
-	2377.6	41	6.08	47.08	74	-26.92	Peak
@	2440	79.44	6.11	85.55	-	-	Peak
-	2505.8	40.9	6.1	47	74	-27	Peak

Remarks:

1. Result value (dBuV/m) = Reading value (dBuV/m) + Correction Factor (dB/m).
2. Margin(dB) = Result value (dBuV/m) - Limit value (dBuV/m).
3. Correction Factor (dB/m) = Antenna Factor (dBuV/m) + Cable Loss (dB) - Preamp Factor (dB).
4. "@": Fundamental Frequency.
5. "\* \* ": The peak result under 20 dB above and complies with AVG limit, AVG result is deemed to comply with AVG limit.
6. The other emission levels were very low against the limit.

### Underwriters Laboratories Taiwan Co., Ltd.

Building B and Building E, No. 372-7, Sec. 4, Zhongxing Rd., Zhudong Township, Hsinchu County, Taiwan

Telephone :+886-2-7737-3000

Facsimile (FAX ) :+886-3-583-7948

Doc No: 17-EM-F0876 / 5.0



Test report No. : 4789856090-US-R0-V0  
Page : 36 of 47  
Issued date : 2021/5/14  
FCC ID : 2AV24BGM024

EUT Test Condition		Measurement Detail	
Channel	Channel 39	Frequency Range	1 GHz ~ 26.5 GHz

Antenna Polarity & Test Distance: Horizontal at 3 m							
Notation	Frequency	Reading	Correct	Result	Limit	Margin	Remark
	(MHz)	(dBuV/m)	dB/m	(dBuV/m)	(dBuV/m)	(dB)	
*	4960	42.33	2.62	44.95	74	-29.05	Peak
*	7440	39.43	10.9	50.33	74	-23.67	Peak
@	2480	81.56	6.1	87.66	-	-	Average
-	2483.6	31.38	6.1	37.48	54	-16.52	Average
@	2480	83	6.1	89.1	-	-	Peak
-	2497.2	40.42	6.1	46.52	74	-27.48	Peak
Antenna Polarity & Test Distance: Vertical at 3 m							
Notation	Frequency	Reading	Correct	Result	Limit	Margin	Remark
	(MHz)	(dBuV/m)	dB/m	(dBuV/m)	(dBuV/m)	(dB)	
*	4960	43.89	2.62	46.51	74	-27.49	Peak
*	7440	40.33	10.9	51.23	74	-22.77	Peak
@	2480	74.73	6.1	80.83	-	-	Average
-	2483.6	30.78	6.1	36.88	54	-17.12	Average
@	2480	76.87	6.1	82.97	-	-	Peak
-	2490	40.76	6.1	46.86	74	-27.14	Peak

Remarks:

1. Result value (dBuV/m) = Reading value (dBuV/m) + Correction Factor (dB/m).
2. Margin(dB) = Result value (dBuV/m) - Limit value (dBuV/m).
3. Correction Factor (dB/m) = Antenna Factor (dBuV/m) + Cable Loss (dB) - Preamp Factor (dB).
4. "@": Fundamental Frequency.
5. " \* ": The peak result under 20 dB above and complies with AVG limit, AVG result is deemed to comply with AVG limit.
6. The other emission levels were very low against the limit.

**Underwriters Laboratories Taiwan Co., Ltd.**

Building B and Building E, No. 372-7, Sec. 4, Zhongxing Rd., Zhudong Township, Hsinchu County, Taiwan

Telephone :+886-2-7737-3000

Facsimile (FAX ) :+886-3-583-7948

Doc No: 17-EM-F0876 / 5.0



#### 9 kHz ~ 30 MHz Data:

For 9 kHz to 30 MHz radiated emission have performed all modes of operation were investigated. The amplitude of spurious emissions attenuated more than 20 dB below the permissible value is not required to be report.

No non-compliance noted:

#### **KDB 414788 D01 OATS and Chamber Correlation Justification**

- Base on FCC 15.31 (f) (2): measurements may be performed at a distance closer than that specified in the regulations; however, an attempt should be made to avoid making measurements in the near field.

- OATs and chamber correlation testing had been performed and chamber measured test results is the worst case test result.

Although these tests were performed other than open area test site, adequate comparison measurements were confirmed against 30m open area test site. Therefore sufficient tests were made to demonstrate that the alternative site produces results that correlate with the ones of tests made in an open field based on KDB 414788.

#### **Underwriters Laboratories Taiwan Co., Ltd.**

Building B and Building E, No. 372-7, Sec. 4, Zhongxing Rd., Zhudong Township, Hsinchu County, Taiwan

Telephone :+886-2-7737-3000

Facsimile (FAX ) :+886-3-583-7948

Doc No: 17-EM-F0876 / 5.0

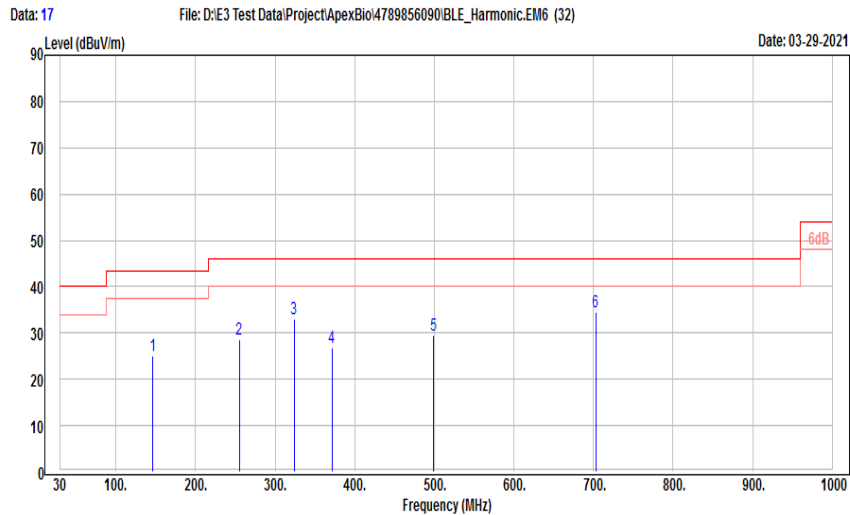


## 30 MHz ~ 1 GHz Data

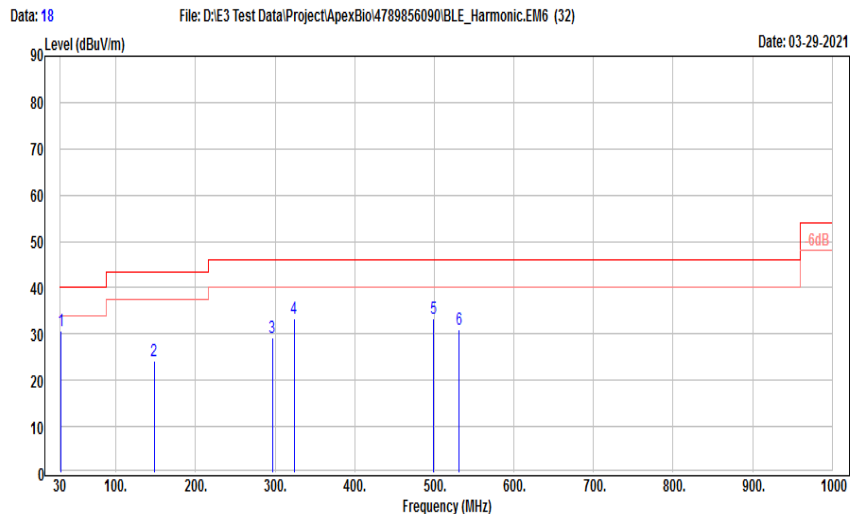
### BT LE\_1Mbps

EUT Test Condition		Measurement Detail	
Channel	Channel 0	Frequency Range	30 MHz ~ 1 GHz

### Horizontal



### Vertical



### Underwriters Laboratories Taiwan Co., Ltd.

Building B and Building E, No. 372-7, Sec. 4, Zhongxing Rd., Zhudong Township, Hsinchu County, Taiwan

Telephone : +886-2-7737-3000

Facsimile (FAX) : +886-3-583-7948

Doc No: 17-EM-F0876 / 5.0



Test report No. : 4789856090-US-R0-V0  
Page : 39 of 47  
Issued date : 2021/5/14  
FCC ID : 2AV24BGM024

Antenna Polarity & Test Distance: Horizontal at 3 m							
Notation	Frequency	Reading	Correct	Result	Limit	Margin	Remark
	(MHz)	(dBuV/m)	dB/m	(dBuV/m)	(dBuV/m)	(dB)	
-	146.4	37.01	-11.96	25.05	43.5	-18.45	Peak
-	255.04	41.15	-12.5	28.65	46	-17.35	Peak
-	323.91	42.94	-9.8	33.14	46	-12.86	Peak
-	371.44	35.24	-8.53	26.71	46	-19.29	Peak
-	499.48	34.82	-5.17	29.65	46	-16.35	Peak
-	703.18	35.3	-0.85	34.45	46	-11.55	Peak
Antenna Polarity & Test Distance: Vertical at 3 m							
Notation	Frequency	Reading	Correct	Result	Limit	Margin	Remark
	(MHz)	(dBuV/m)	dB/m	(dBuV/m)	(dBuV/m)	(dB)	
-	30.97	44.27	-13.66	30.61	40	-9.39	Peak
-	148.34	36.02	-11.84	24.18	43.5	-19.32	Peak
-	296.75	40.09	-10.74	29.35	46	-16.65	Peak
-	323.91	43	-9.8	33.2	46	-12.8	Peak
-	499.48	38.5	-5.17	33.33	46	-12.67	Peak
-	531.49	35.32	-4.4	30.92	46	-15.08	Peak

Remarks:

1. Result value (dBuV/m) = Reading value (dBuV/m) + Correction Factor (dB/m).
2. Margin(dB) = Result value (dBuV/m) - Limit value (dBuV/m).
3. Correction Factor (dB/m) = Antenna Factor (dBuV/m) + Cable Loss (dB) - Preamp Factor (dB).
4. The peak result complies with QP limit, QP result is deemed to comply with QP limit.
5. The other emission levels were very low against the limit.

**Underwriters Laboratories Taiwan Co., Ltd.**

Building B and Building E, No. 372-7, Sec. 4, Zhongxing Rd., Zhudong Township, Hsinchu County, Taiwan

Telephone :+886-2-7737-3000

Facsimile (FAX ) :+886-3-583-7948

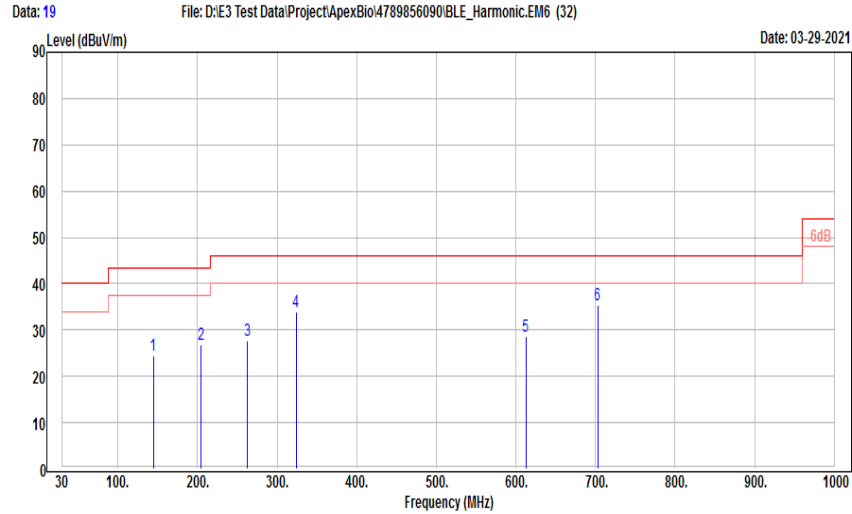
Doc No: 17-EM-F0876 / 5.0



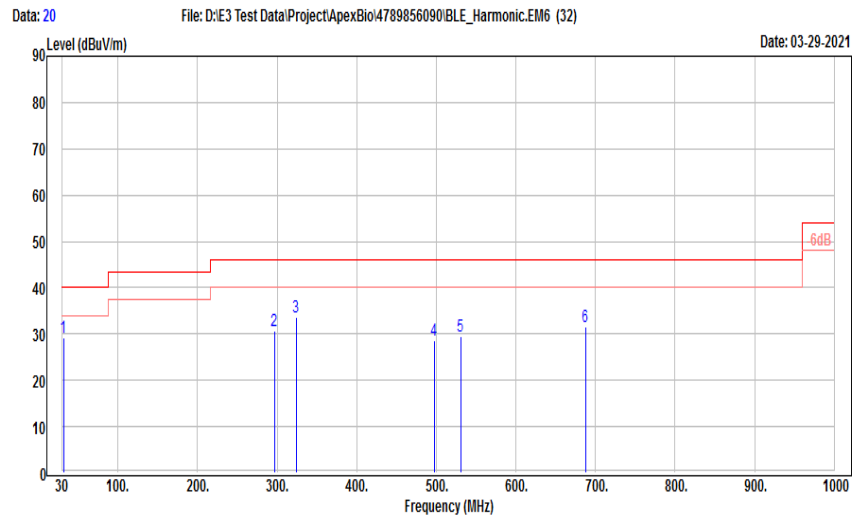
## BT LE\_2Mbps

EUT Test Condition		Measurement Detail	
Channel	Channel 0	Frequency Range	30 MHz ~ 1 GHz

### Horizontal



### Vertical



## Underwriters Laboratories Taiwan Co., Ltd.

Building B and Building E, No. 372-7, Sec. 4, Zhongxing Rd., Zhudong Township, Hsinchu County, Taiwan

Telephone : +886-2-7737-3000

Facsimile (FAX) : +886-3-583-7948

Doc No: 17-EM-F0876 / 5.0





Test report No. : 4789856090-US-R0-V0  
Page : 41 of 47  
Issued date : 2021/5/14  
FCC ID : 2AV24BGM024

Antenna Polarity & Test Distance: Horizontal at 3 m							
Notation	Frequency	Reading	Correct	Result	Limit	Margin	Remark
	(MHz)	(dBuV/m)	dB/m	(dBuV/m)	(dBuV/m)	(dB)	
-	144.46	36.39	-11.95	24.44	43.5	-19.06	Peak
-	204.6	41.59	-14.78	26.81	43.5	-16.69	Peak
-	262.8	40.06	-12.28	27.78	46	-18.22	Peak
-	323.91	43.61	-9.8	33.81	46	-12.19	Peak
-	612.97	30.76	-2.18	28.58	46	-17.42	Peak
-	703.18	36.38	-0.85	35.53	46	-10.47	Peak
Antenna Polarity & Test Distance: Vertical at 3 m							
Notation	Frequency	Reading	Correct	Result	Limit	Margin	Remark
	(MHz)	(dBuV/m)	dB/m	(dBuV/m)	(dBuV/m)	(dB)	
-	31.94	42.78	-13.46	29.32	40	-10.68	Peak
-	296.75	41.36	-10.74	30.62	46	-15.38	Peak
-	323.91	43.48	-9.8	33.68	46	-12.32	Peak
-	497.54	33.96	-5.22	28.74	46	-17.26	Peak
-	530.52	34.02	-4.4	29.62	46	-16.38	Peak
-	687.66	32.64	-1.16	31.48	46	-14.52	Peak

Remarks:

1. Result value (dBuV/m) = Reading value (dBuV/m) + Correction Factor (dB/m).
2. Margin(dB) = Result value (dBuV/m) - Limit value (dBuV/m).
3. Correction Factor (dB/m) = Antenna Factor (dBuV/m) + Cable Loss (dB) - Preamp Factor (dB).
4. The peak result complies with QP limit, QP result is deemed to comply with QP limit.
5. The other emission levels were very low against the limit.

**Underwriters Laboratories Taiwan Co., Ltd.**

Building B and Building E, No. 372-7, Sec. 4, Zhongxing Rd., Zhudong Township, Hsinchu County, Taiwan

Telephone :+886-2-7737-3000

Facsimile (FAX ) :+886-3-583-7948

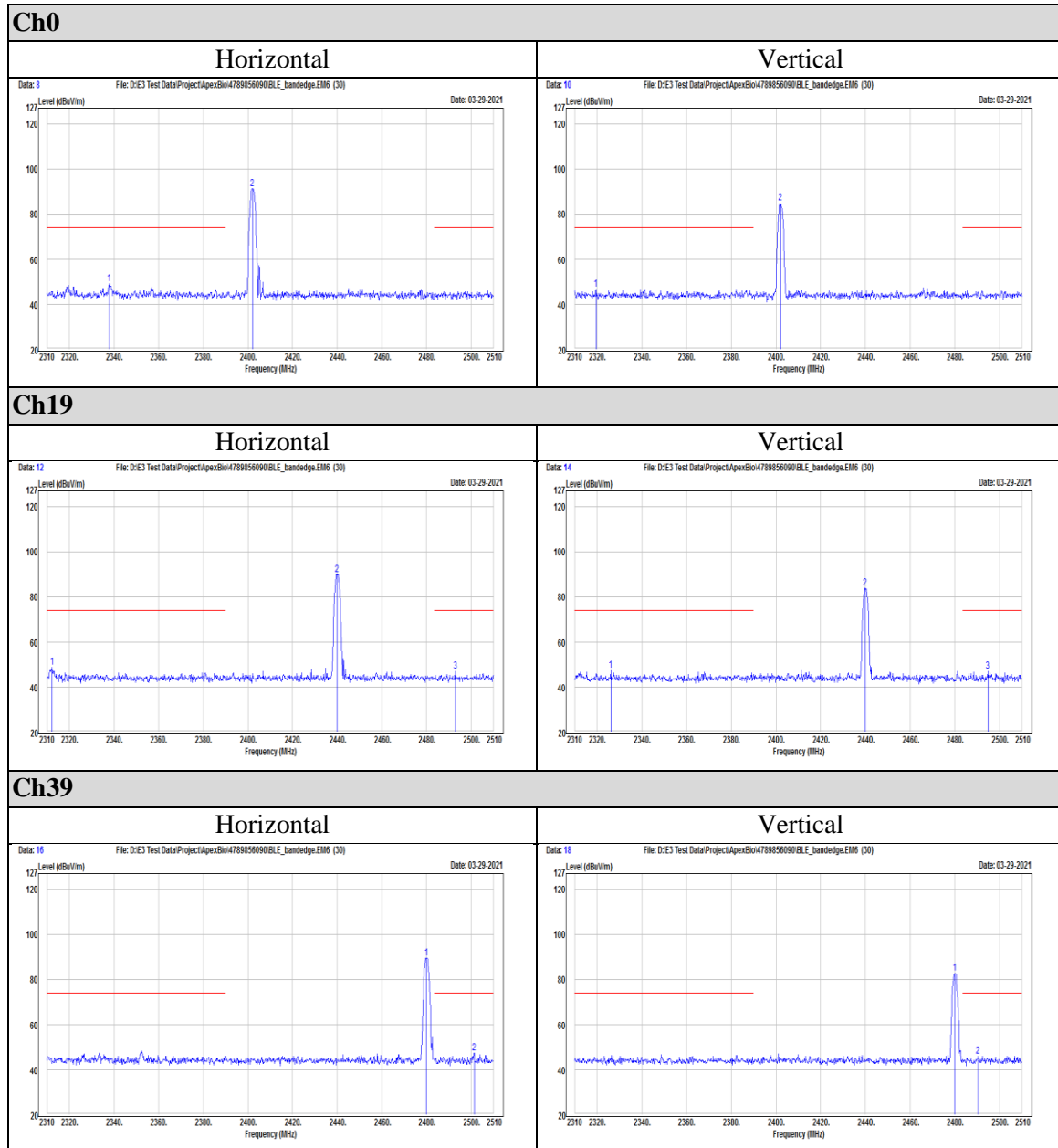
Doc No: 17-EM-F0876 / 5.0



## Appendix I Radiated Band Edge Measurement

### BT LE\_1Mbps

#### Peak



**Underwriters Laboratories Taiwan Co., Ltd.**

Building B and Building E, No. 372-7, Sec. 4, Zhongxing Rd., Zhudong Township, Hsinchu County, Taiwan

Telephone : +886-2-7737-3000

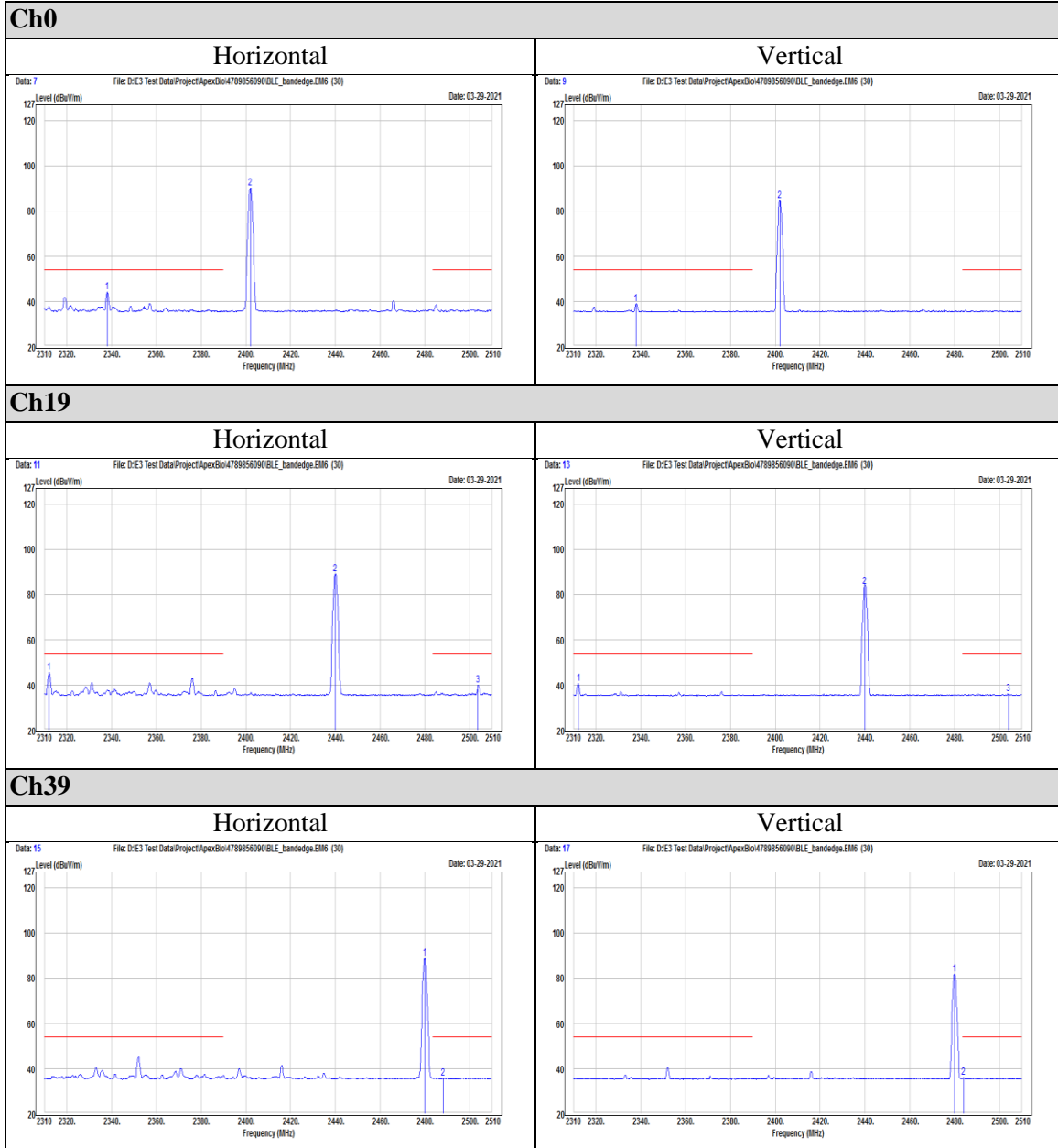
Facsimile (FAX) : +886-3-583-7948

Doc No: 17-EM-F0876 / 5.0



Test report No. : 4789856090-US-R0-V0  
Page : 43 of 47  
Issued date : 2021/5/14  
FCC ID : 2AV24BGM024

## Average



**Underwriters Laboratories Taiwan Co., Ltd.**

Building B and Building E, No. 372-7, Sec. 4, Zhongxing Rd., Zhudong Township, Hsinchu County, Taiwan

Telephone : +886-2-7737-3000

Facsimile (FAX) : +886-3-583-7948

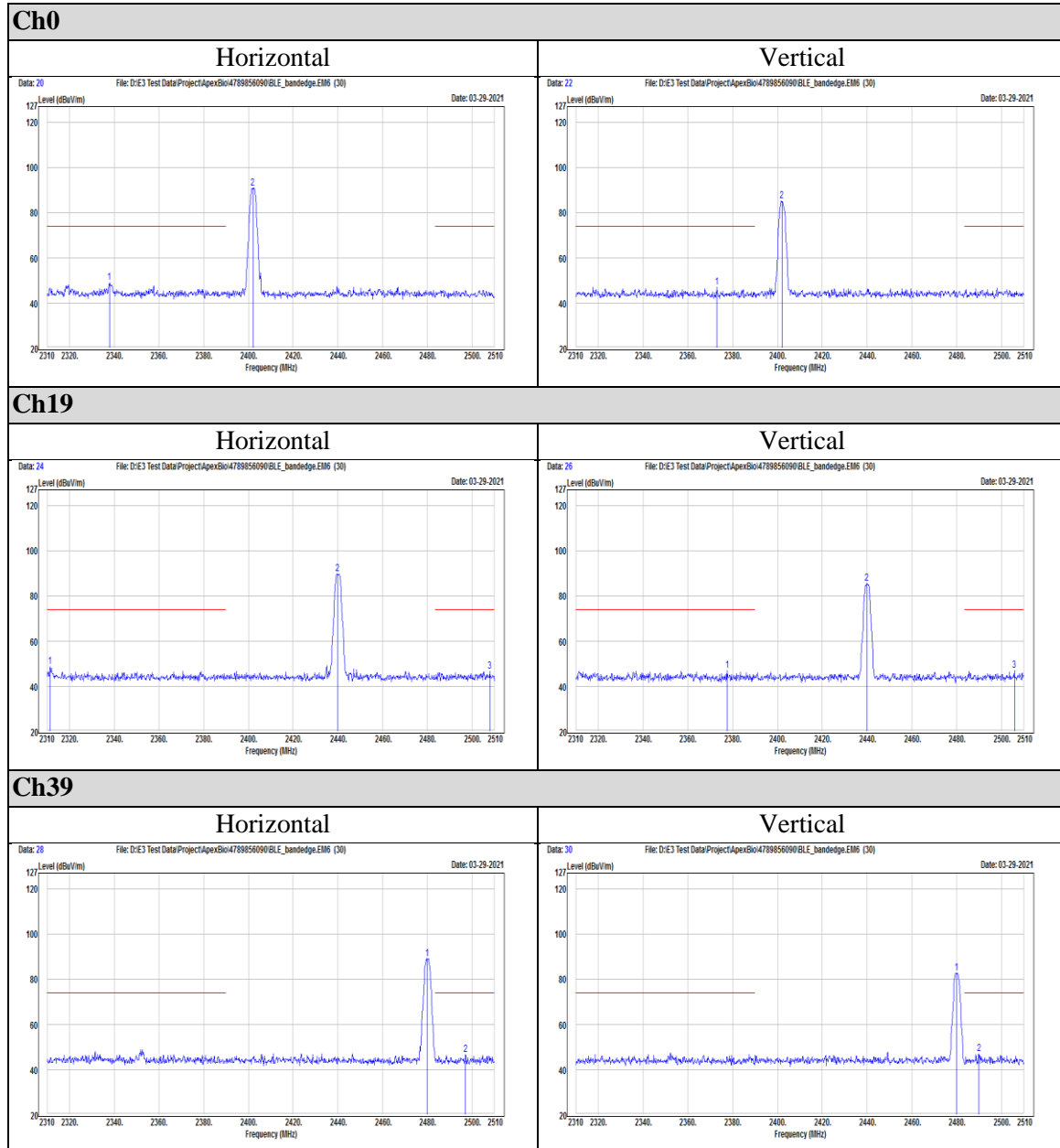
Doc No: 17-EM-F0876 / 5.0



Test report No. : 4789856090-US-R0-V0  
Page : 44 of 47  
Issued date : 2021/5/14  
FCC ID : 2AV24BGM024

## BT LE\_2Mbps

### Peak



**Underwriters Laboratories Taiwan Co., Ltd.**

Building B and Building E, No. 372-7, Sec. 4, Zhongxing Rd., Zhudong Township, Hsinchu County, Taiwan

Telephone : +886-2-7737-3000

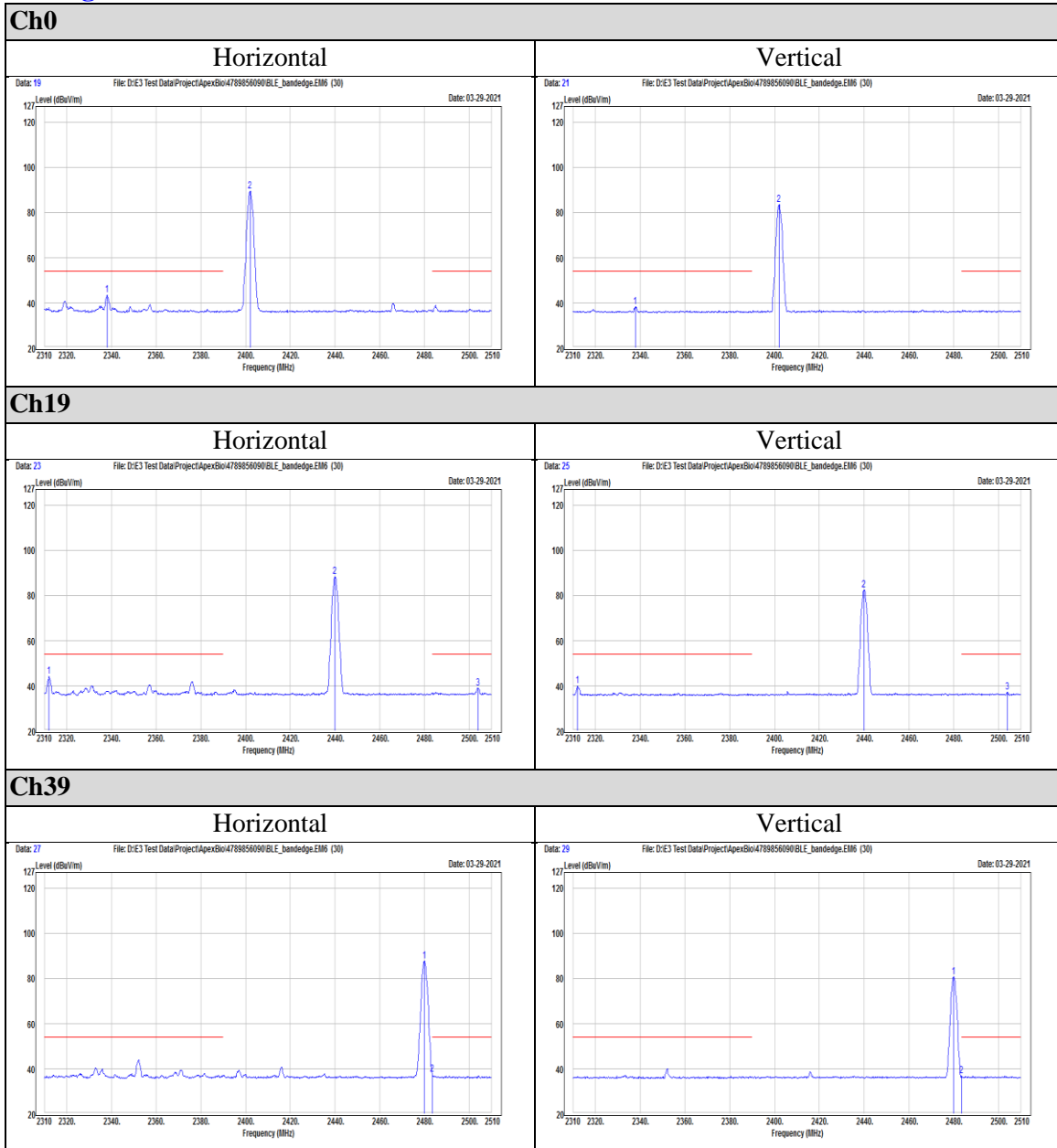
Facsimile (FAX) : +886-3-583-7948

Doc No: 17-EM-F0876 / 5.0



Test report No. : 4789856090-US-R0-V0  
Page : 45 of 47  
Issued date : 2021/5/14  
FCC ID : 2AV24BGM024

## Average



## Underwriters Laboratories Taiwan Co., Ltd.

Building B and Building E, No. 372-7, Sec. 4, Zhongxing Rd., Zhudong Township, Hsinchu County, Taiwan

Telephone : +886-2-7737-3000

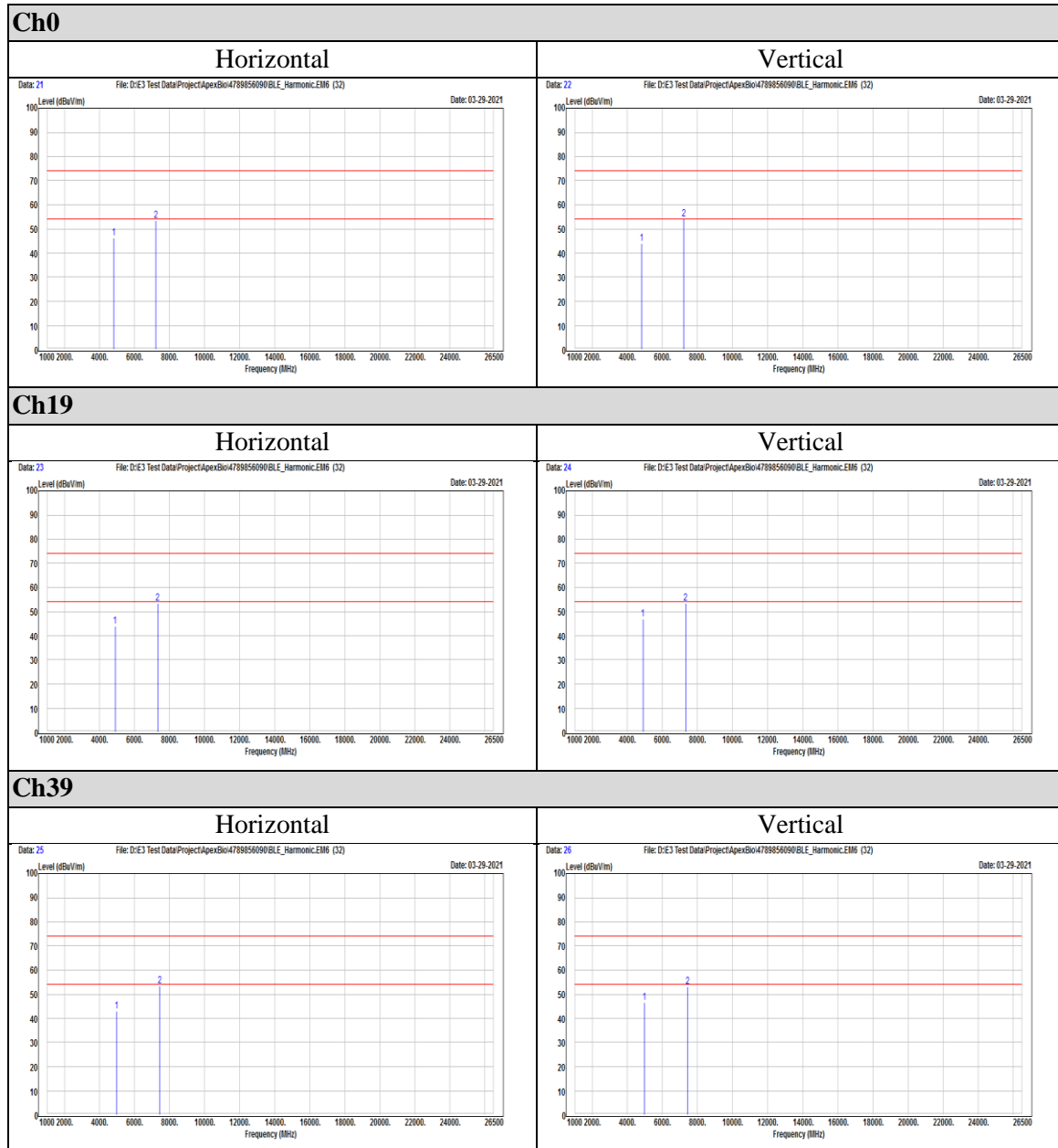
Facsimile (FAX) : +886-3-583-7948

Doc No: 17-EM-F0876 / 5.0



## Appendix II Radiated Spurious Emission Measurement

### BT LE\_1Mbps



**Underwriters Laboratories Taiwan Co., Ltd.**

Building B and Building E, No. 372-7, Sec. 4, Zhongxing Rd., Zhudong Township, Hsinchu County, Taiwan

Telephone : +886-2-7737-3000

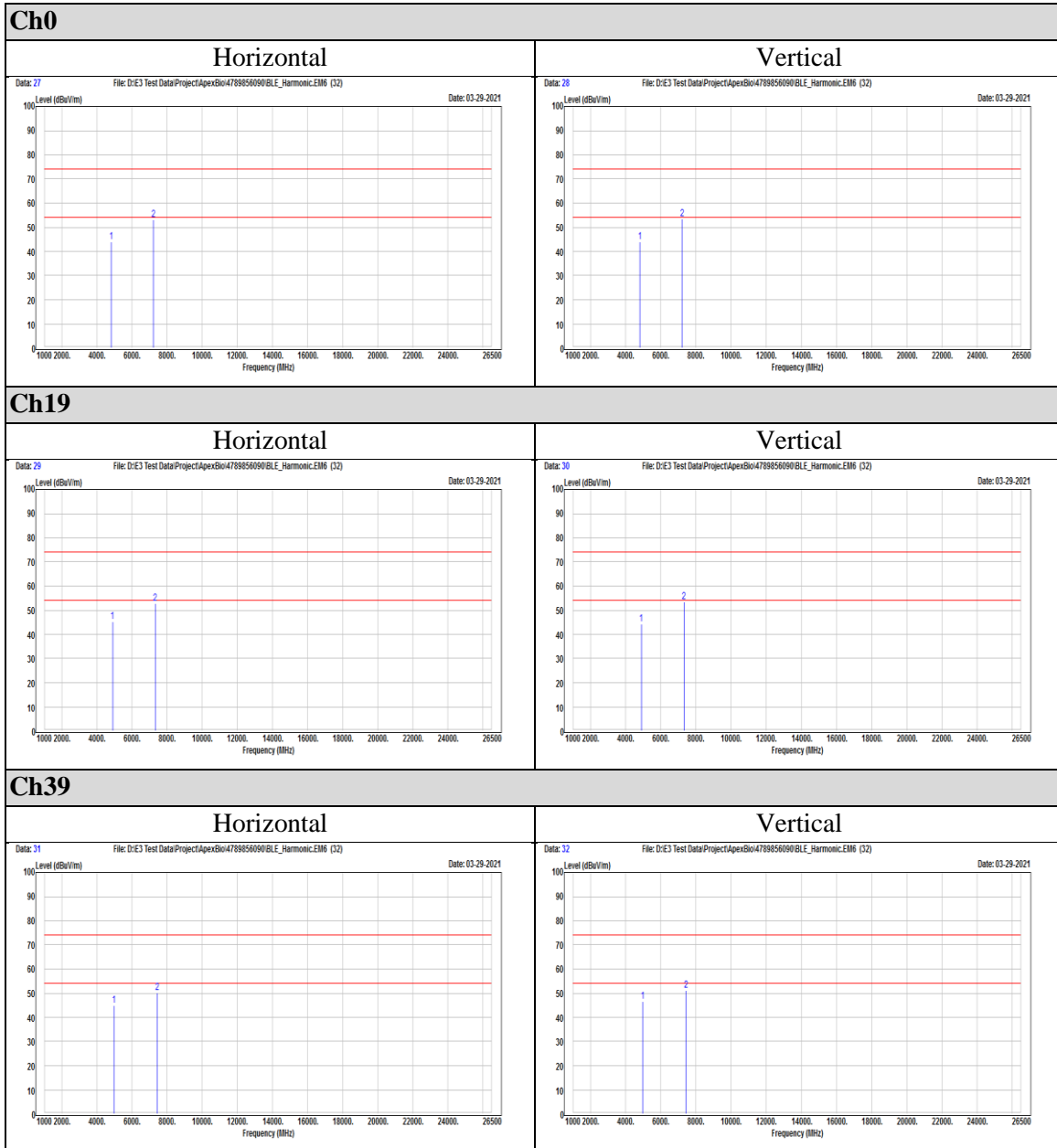
Facsimile (FAX) : +886-3-583-7948

Doc No: 17-EM-F0876 / 5.0



Test report No. : 4789856090-US-R0-V0  
Page : 47 of 47  
Issued date : 2021/5/14  
FCC ID : 2AV24BGM024

## BT LE\_2Mbps



**END OF REPORT**

**Underwriters Laboratories Taiwan Co., Ltd.**

Building B and Building E, No. 372-7, Sec. 4, Zhongxing Rd., Zhudong Township, Hsinchu County, Taiwan

Telephone : +886-2-7737-3000

Facsimile (FAX) : +886-3-583-7948

Doc No: 17-EM-F0876 / 5.0