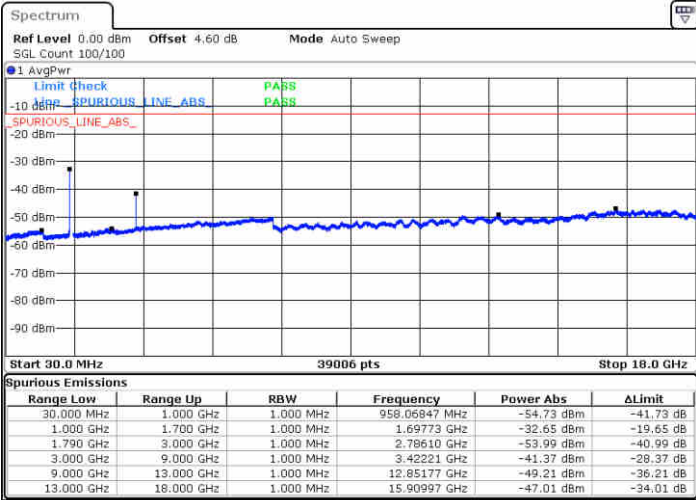




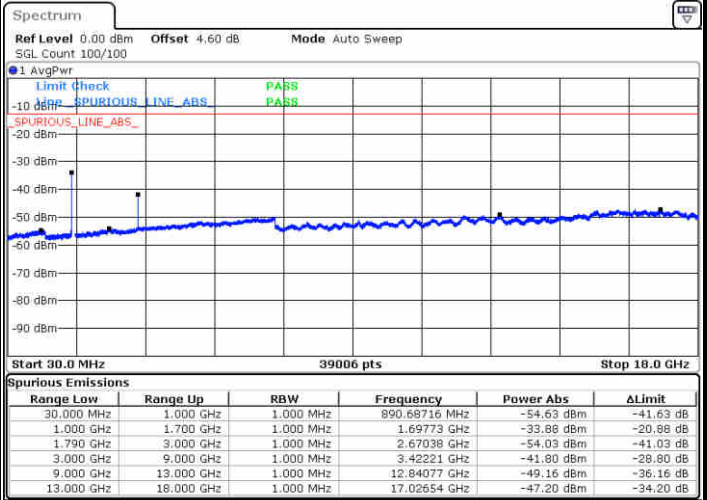
LTE Band 66 / 15MHz

Lowest Channel / QPSK

Lowest Channel / 16QAM



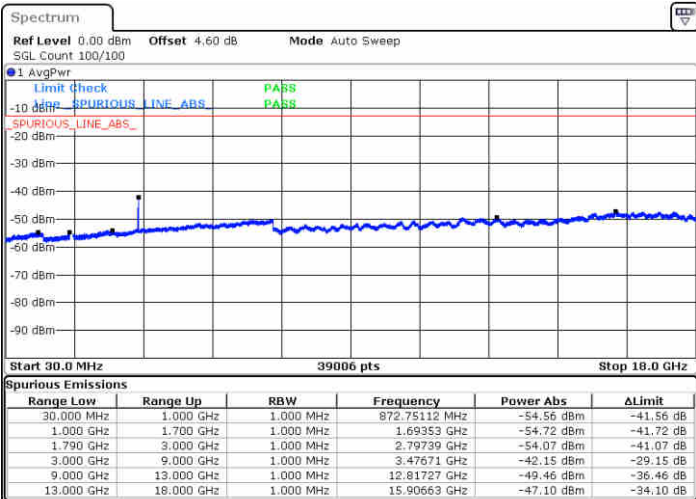
Date: 9. JAN 2020 11:08:43



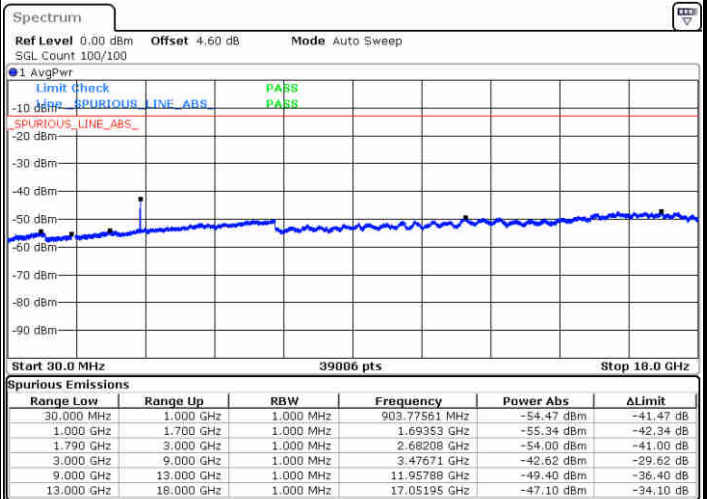
Date: 9. JAN 2020 11:09:46

Middle Channel / QPSK

Middle Channel / 16QAM



Date: 9. JAN 2020 11:07:21

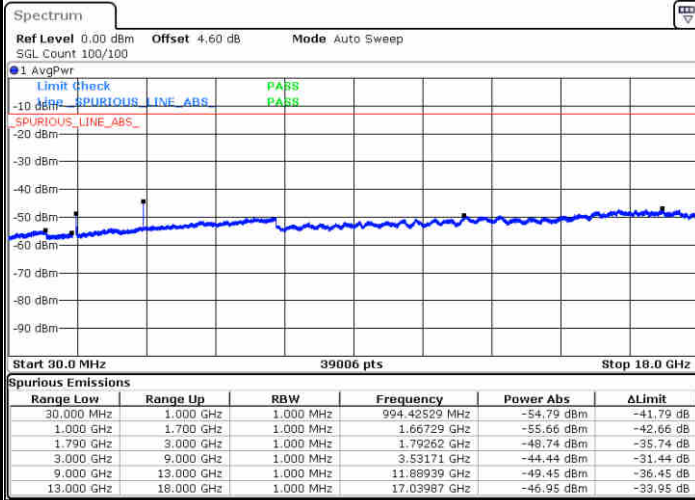


Date: 9. JAN 2020 11:06:36



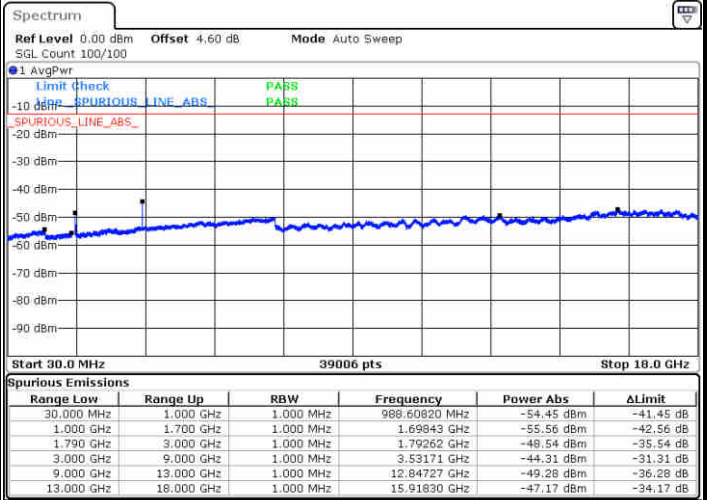
LTE Band 66 / 15MHz

Highest Channel / QPSK



Date: 9 JAN 2020 11:20:20

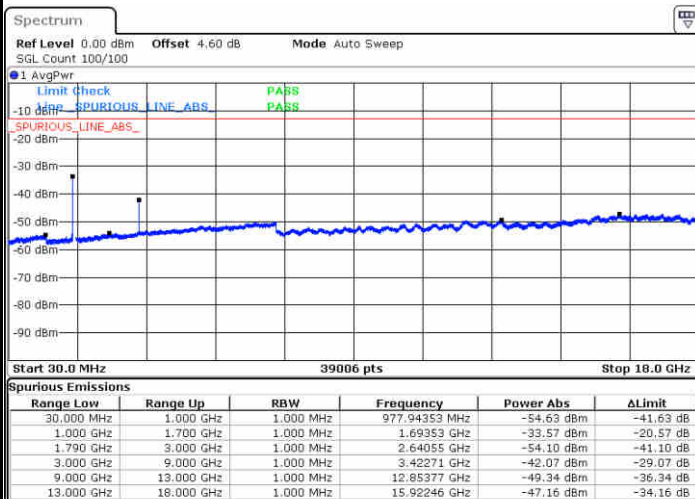
Highest Channel / 16QAM



Date: 9 JAN 2020 11:18:47

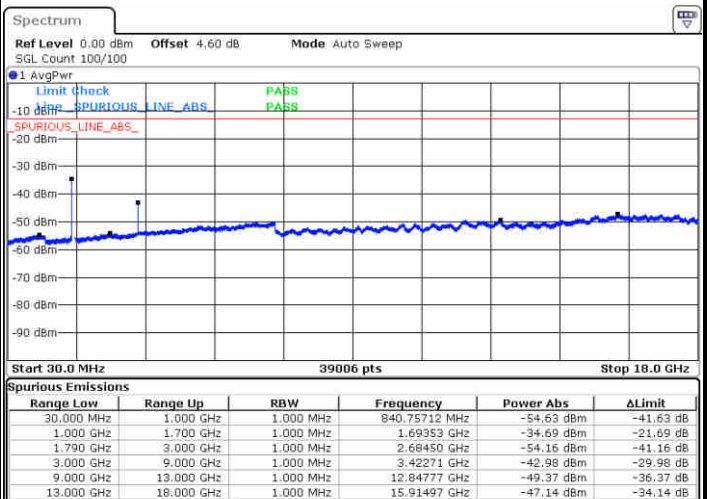
LTE Band 66 / 20MHz

Lowest Channel / QPSK



Date: 8 JAN 2020 19:58:17

Lowest Channel / 16QAM



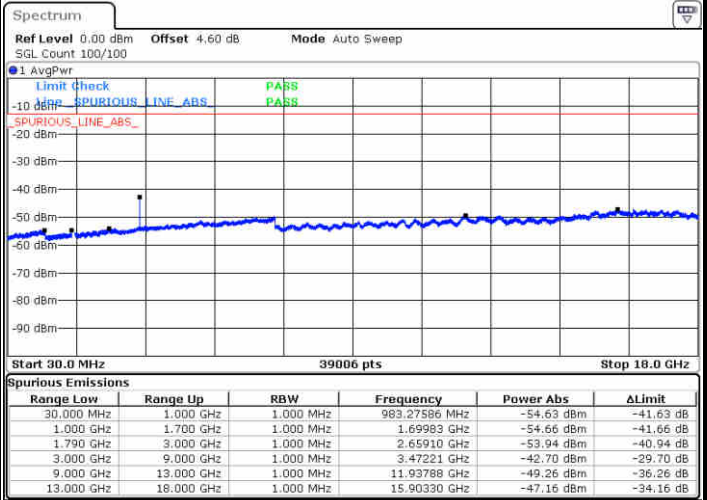
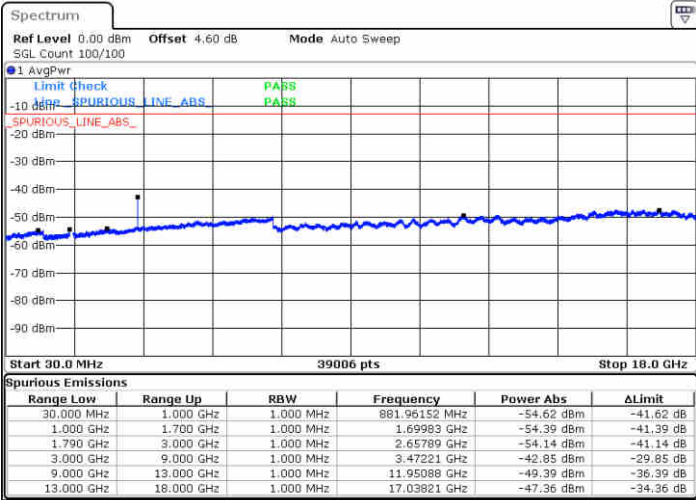
Date: 8 JAN 2020 19:57:13



LTE Band 66 / 20MHz

Middle Channel / QPSK

Middle Channel / 16QAM

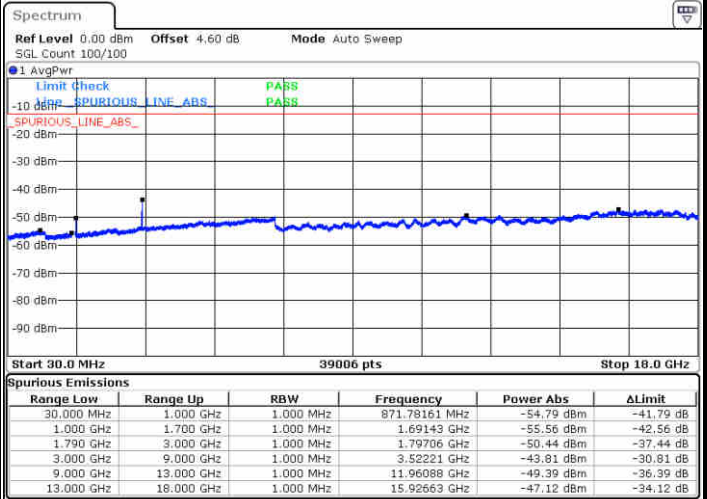
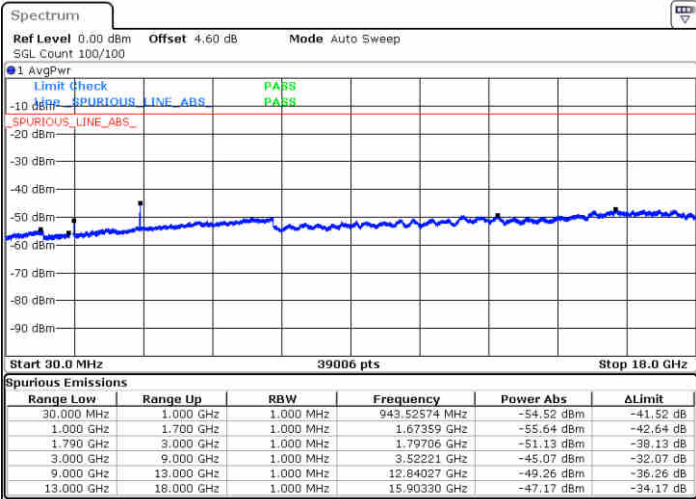


Date: 8. JAN 2020 19:52:45

Date: 8. JAN 2020 19:54:00

Highest Channel / QPSK

Highest Channel / 16QAM



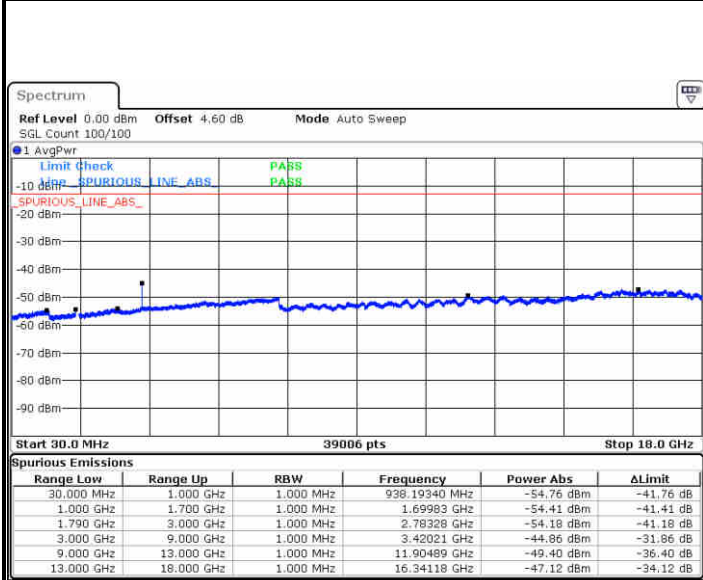
Date: 8. JAN 2020 20:05:30

Date: 8. JAN 2020 20:04:24



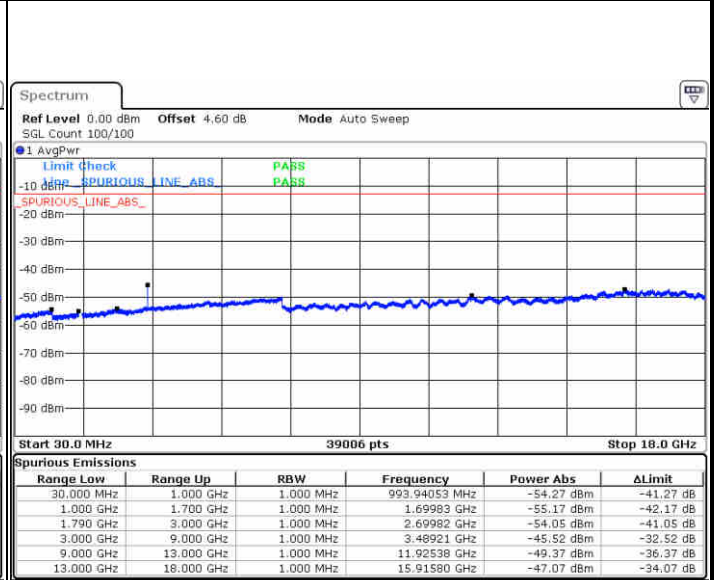
**LTE Band 66 / 1.4MHz**

**Lowest Channel / 64QAM**



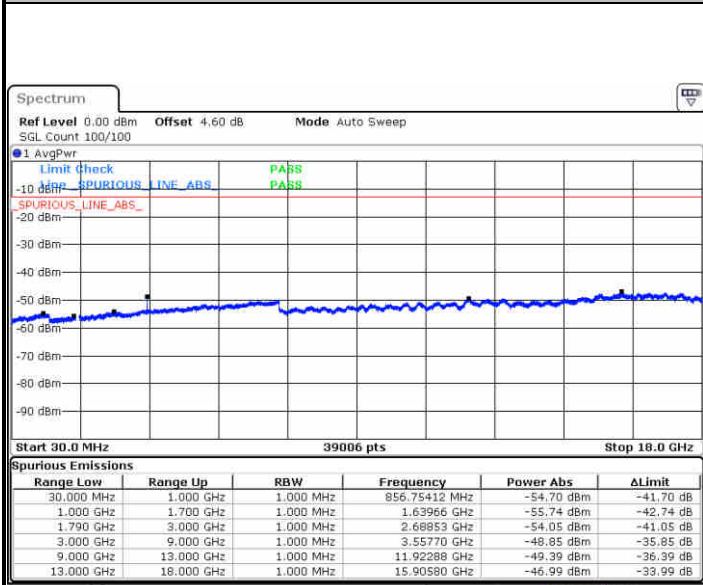
Date: 8. JAN 2020 20:38:26

**Middle Channel / 64QAM**



Date: 8. JAN 2020 20:10:39

**Highest Channel / 64QAM**

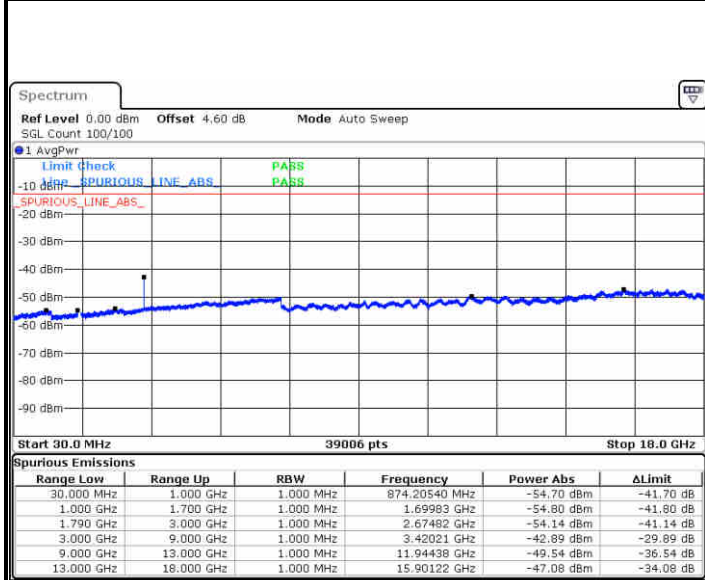


Date: 8. JAN 2020 20:37:32



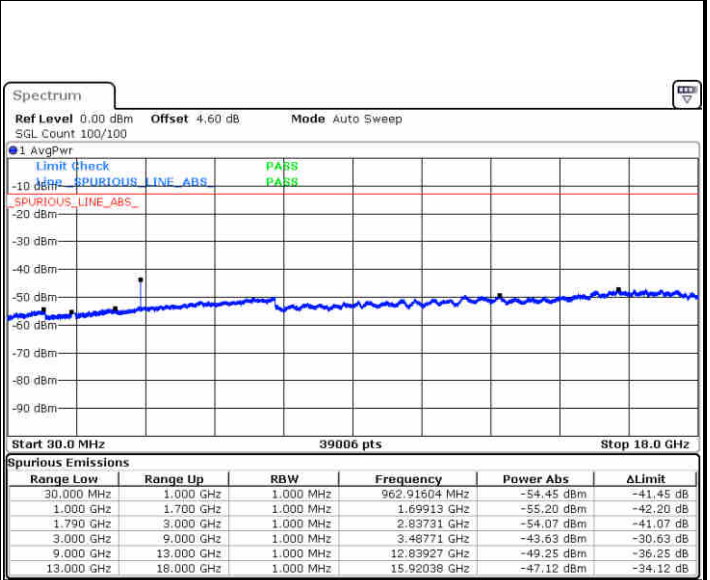
**LTE Band 66 / 3MHz**

**Lowest Channel / 64QAM**



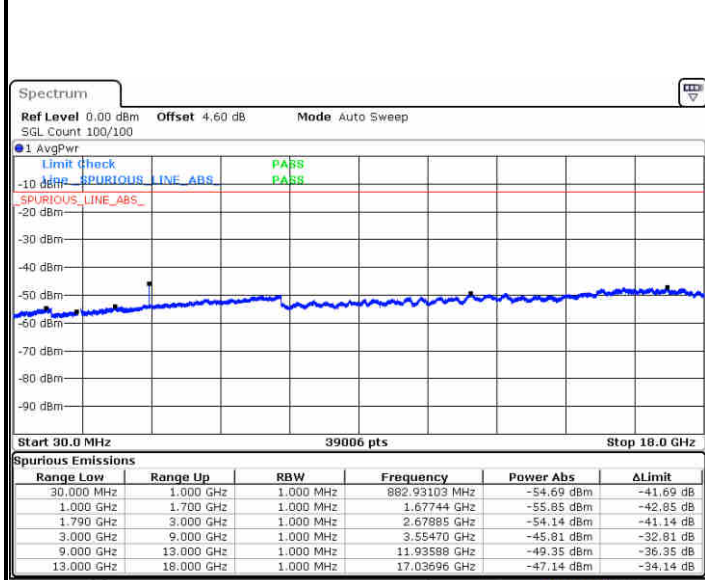
Date: 9.JAN.2020 09:27:10

**Middle Channel / 64QAM**



Date: 9.JAN.2020 09:21:19

**Highest Channel / 64QAM**



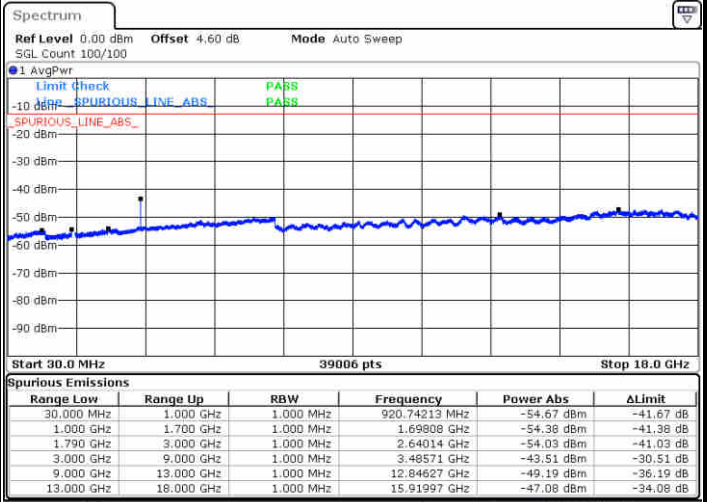
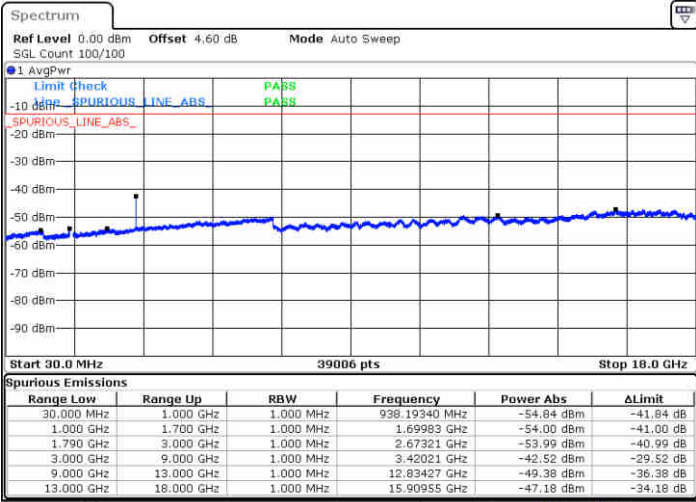
Date: 9.JAN.2020 09:38:08



LTE Band 66 / 5MHz

Lowest Channel / 64QAM

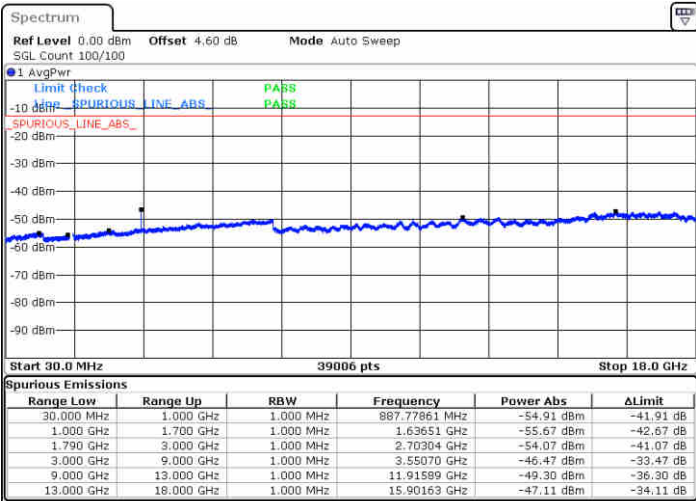
Middle Channel / 64QAM



Date: 9.JAN.2020 09:48:50

Date: 9.JAN.2020 09:44:20

Highest Channel / 64QAM



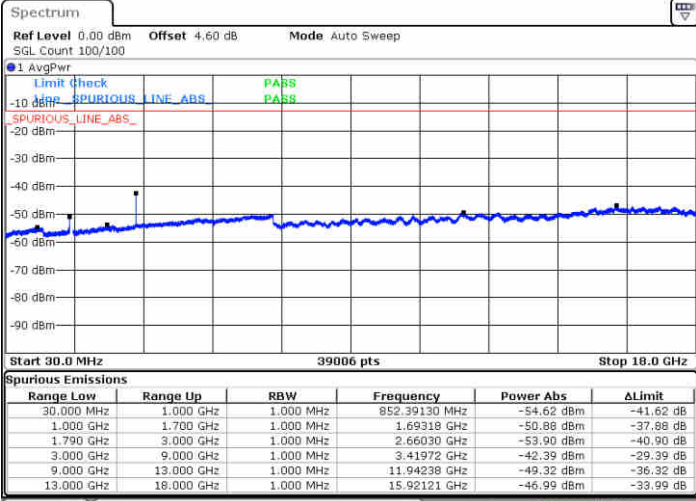
Date: 9.JAN.2020 09:54:57



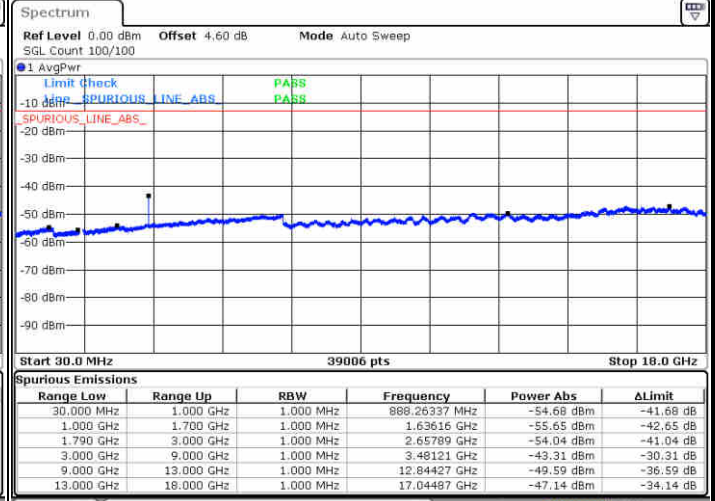
LTE Band 66 / 10MHz

Lowest Channel / 64QAM

Middle Channel / 64QAM

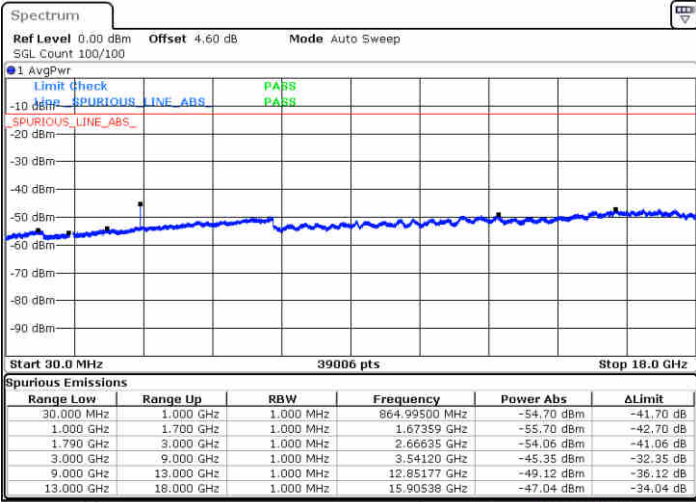


Date: 9. JAN 2020 10:10:26



Date: 9. JAN 2020 10:09:28

Highest Channel / 64QAM

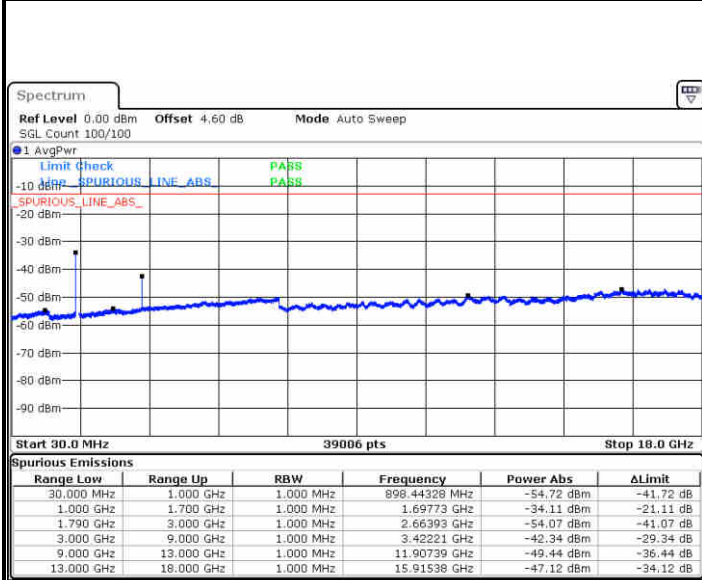


Date: 9. JAN 2020 11:00:18



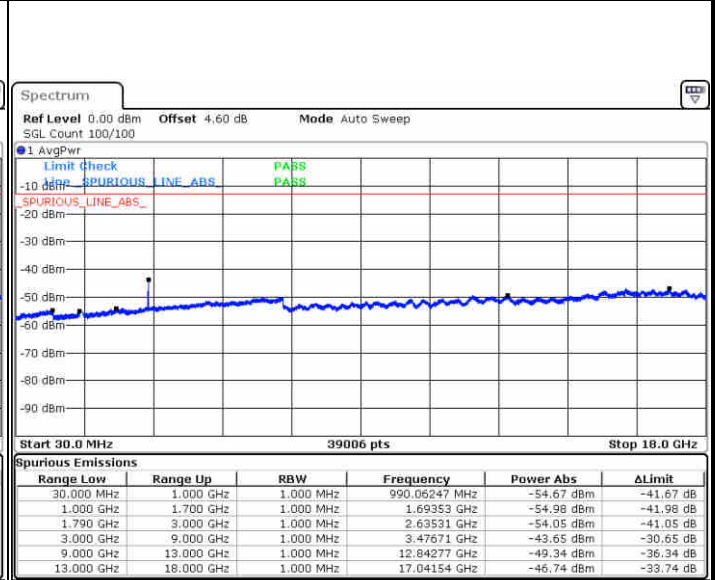
**LTE Band 66 / 15MHz**

**Lowest Channel / 64QAM**



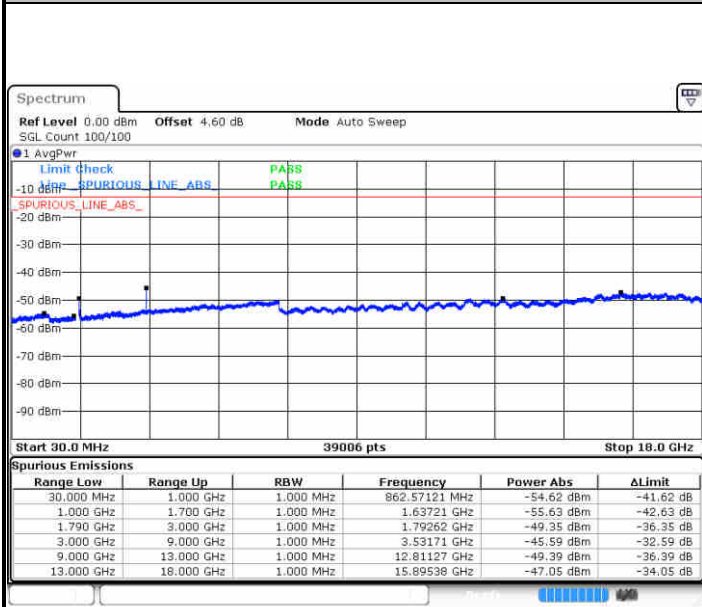
Date: 9.JAN.2020 11:10:39

**Middle Channel / 64QAM**



Date: 9.JAN.2020 11:05:54

**Highest Channel / 64QAM**



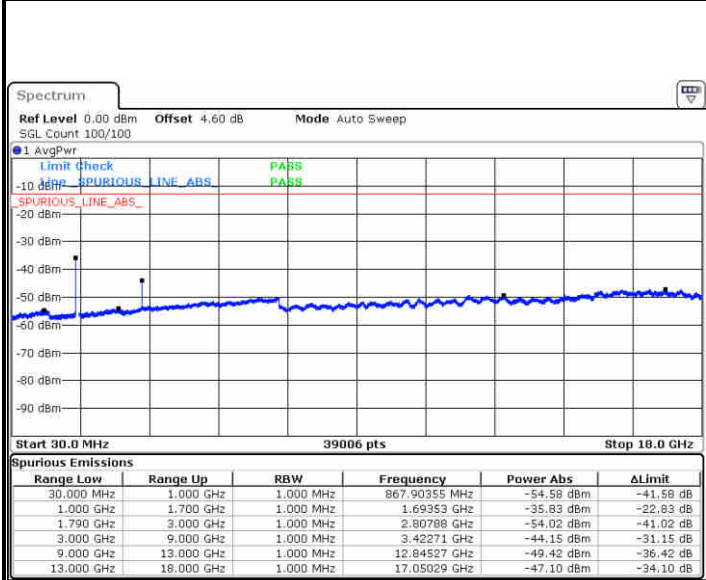
Date: 9.JAN.2020 11:17:23





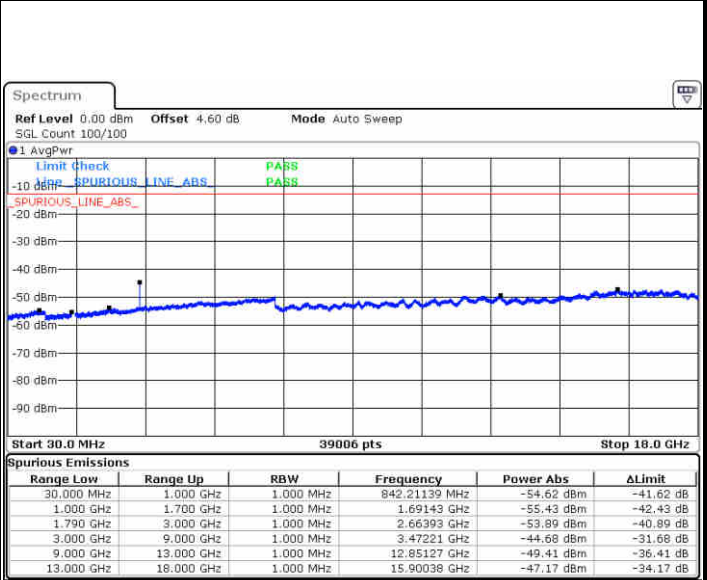
**LTE Band 66 / 20MHz**

**Lowest Channel / 64QAM**



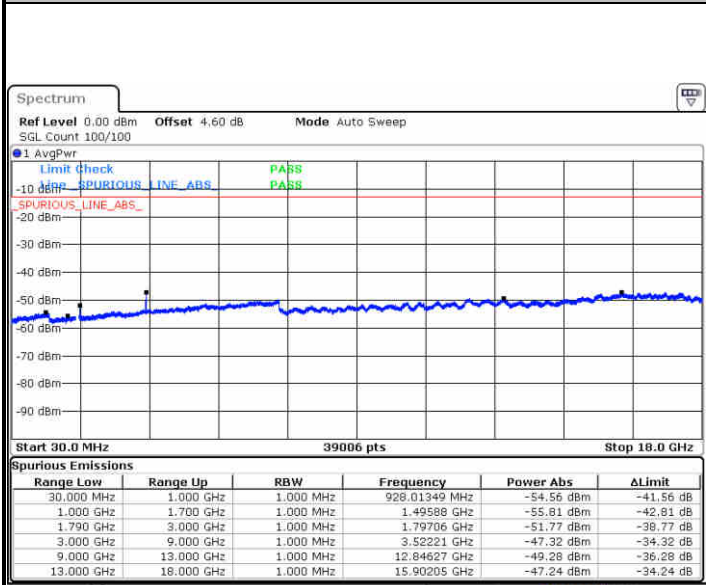
Date: 8. JAN 2020 19:56:11

**Middle Channel / 64QAM**



Date: 8. JAN 2020 19:54:51

**Highest Channel / 64QAM**



Date: 8. JAN 2020 20:03:19



Frequency Stability

Test Conditions		LTE Band 66 (QPSK) / Middle Channel	Limit
Temperature (°C)	Voltage (Volt)	BW 10MHz	Note 2.
		Deviation (ppm)	Result
50	Normal Voltage	0.0022	PASS
40	Normal Voltage	0.0015	
30	Normal Voltage	0.0033	
20(Ref.)	Normal Voltage	0.0000	
10	Normal Voltage	0.0034	
0	Normal Voltage	0.0005	
-10	Normal Voltage	0.0002	
-20	Normal Voltage	0.0020	
-30	Normal Voltage	0.0005	
20	Maximum Voltage	0.0029	
20	Normal Voltage	0.0006	
20	Battery End Point	0.0007	

Note:

1. Normal Voltage =12 V. ; Battery End Point (BEP) =4.5 V. ; Maximum Voltage =14 V.
2. Note: The frequency fundamental emissions stay within the authorized frequency block.



### Appendix B. Test Results of Radiated Test

#### Radiated Spurious Emission

LTE Band 2 / 20MHz / QPSK								
Channel	Frequency ( MHz )	EIRP ( dBm )	Limit ( dBm )	Over Limit ( dB )	S.G. Power ( dBm )	TX Cable loss ( dB )	TX Antenna Gain (dBi)	Polarization (H/V)
Middle	3741	-33.40	-13	-20.40	-45.66	2.641	14.90	H
	5613	-51.01	-13	-38.01	-62.87	2.94	14.80	H
	7484.36	-49.01	-13	-36.01	-58.78	3.39	13.16	H
	9360	-44.36	-13	-31.36	-54.84	4.00	14.48	H
	11220	-42.56	-13	-29.56	-52.07	4.23	13.74	H
	13092	-41.99	-13	-28.99	-51.83	4.49	14.32	H
	3741	-29.57	-13	-16.57	-41.83	2.64	14.90	V
	5613	-46.55	-13	-33.55	-58.41	2.94	14.80	V
	7488	-46.49	-13	-33.49	-56.26	3.39	13.16	V
	9360	-42.24	-13	-29.24	-52.72	4.00	14.48	V
	11220	-41.62	-13	-28.62	-51.13	4.23	13.74	V
	13092	-40.03	-13	-27.03	-49.87	4.49	14.32	V

Remark: Spurious emissions within 30-1000MHz were found more than 20dB below limit line.

LTE Band 5 / 10MHz / QPSK								
Channel	Frequency ( MHz )	ERP ( dBm )	Limit ( dBm )	Over Limit ( dB )	S.G. Power ( dBm )	TX Cable loss ( dB )	TX Antenna Gain (dBi)	Polarization (H/V)
Middle	1664	-32.47	-13	-19.47	-39.44	1.58	10.70	H
	2496	-59.55	-13	-46.55	-67.80	2.102	12.50	H
	3330	-58.94	-13	-45.94	-67.83	2.856	13.90	H
	4158	-57.22	-13	-44.22	-65.68	2.689	13.30	H
	4992	-54.97	-13	-41.97	-62.73	3.093	13.00	H
	1664	-35.72	-13	-22.72	-42.69	1.58	10.70	V
	2496	-54.26	-13	-41.26	-62.51	2.10	12.50	V
	3330	-49.81	-13	-36.81	-58.70	2.86	13.90	V
	4158	-56.64	-13	-43.64	-65.10	2.69	13.30	V
	4992	-55.37	-13	-42.37	-63.13	3.09	13.00	V

Remark: Spurious emissions within 30-1000MHz were found more than 20dB below limit line.



LTE Band 12 / 10MHz / QPSK								
Channel	Frequency ( MHz )	EIRP ( dBm )	Limit ( dBm )	Over Limit ( dB )	S.G. Power ( dBm )	TX Cable loss ( dB )	TX Antenna Gain (dBi)	Polarization (H/V)
Middle	1406	-57.40	-13	-44.40	-64.37	1.58	10.70	H
	2110	-62.96	-13	-49.96	-71.21	2.102	12.50	H
	2812	-62.93	-13	-49.93	-71.82	2.856	13.90	H
	1406	-59.30	-13	-46.30	-66.27	1.58	10.70	V
	2110	-63.26	-13	-50.26	-71.51	2.10	12.50	V
	2812	-62.74	-13	-49.74	-71.63	2.86	13.90	V

Remark: Spurious emissions within 30-1000MHz were found more than 20dB below limit line.

LTE Band 66 / 20MHz / QPSK								
Channel	Frequency ( MHz )	EIRP ( dBm )	Limit ( dBm )	Over Limit ( dB )	S.G. Power ( dBm )	TX Cable loss ( dB )	TX Antenna Gain (dBi)	Polarization (H/V)
Middle	3471	-43.88	-13	-30.88	-54.62	2.604	13.34	H
	5208	-46.59	-13	-33.59	-57.10	3.011	13.52	H
	6944.36	-51.97	-13	-38.97	-62.17	3.271	13.47	H
	8676	-45.64	-13	-32.64	-52.61	5.527	12.5	H
	3471	-36.48	-13	-23.48	-47.22	2.604	13.34	V
	5208	-48.45	-13	-35.45	-58.96	3.011	13.52	V
	6948	-49.37	-13	-36.37	-59.57	3.271	13.47	V
	8676	-38.49	-13	-25.49	-45.46	5.527	12.50	V

Remark: Spurious emissions within 30-1000MHz were found more than 20dB below limit line.