

SGS

Test setup photos of EUT


1. Orthogonal planes of EUT

- The testing was set in the below orthogonal planes and measured.

X-axis




Y-axis






2. Photo of Radiated Spurious Emission Test (Below 1 GHz)



3. Photo of Radiated Spurious Emission Test (Above 1 GHz)



4. Photos of AC Power line emission Test

