



FCC RF Test Report

APPLICANT : Realme Chongqing Mobile
Telecommunications Corp., Ltd.
EQUIPMENT : Mobile Phone
BRAND NAME : realme
MODEL NAME : RMX5000
FCC ID : 2AUYFRMX5000
STANDARD : FCC Part 15 Subpart C §15.247
CLASSIFICATION : (DTS) Digital Transmission System
TEST DATE(S) : Jun. 23, 2024 ~ Jul. 08, 2024

We, Sporton International Inc. (Shenzhen), would like to declare that the tested sample has been evaluated in accordance with the test procedures and has been in compliance with the applicable technical standards.

The test results in this report apply exclusively to the tested model / sample. Without written approval of Sporton International Inc. (Shenzhen), the test report shall not be reproduced except in full.

Jason Jia



Approved by: Jason Jia

Sporton International Inc. (ShenZhen)

1/F, 2/F, Bldg 5, Shiling Industrial Zone, Xinwei Village, Xili, Nanshan, Shenzhen, 518055

People's Republic of China



TABLE OF CONTENTS

REVISION HISTORY.....3

SUMMARY OF TEST RESULT4

1 GENERAL DESCRIPTION.....5

 1.1 Applicant5

 1.2 Manufacturer.....5

 1.3 Product Feature of Equipment Under Test.....5

 1.4 Product Specification of Equipment Under Test.....5

 1.5 Modification of EUT6

 1.6 Testing Location6

 1.7 Test Software.....6

 1.8 Applicable Standards.....7

2 TEST CONFIGURATION OF EQUIPMENT UNDER TEST.....8

 2.1 Carrier Frequency Channel8

 2.2 Test Mode.....9

 2.3 Connection Diagram of Test System.....10

 2.4 Support Unit used in test configuration and system11

 2.5 EUT Operation Test Setup11

 2.6 Measurement Results Explanation Example.....11

3 TEST RESULT12

 3.1 6dB and 99% Bandwidth Measurement12

 3.2 Output Power Measurement.....13

 3.3 Power Spectral Density Measurement16

 3.4 Conducted Band Edges and Spurious Emission Measurement17

 3.5 Radiated Band Edges and Spurious Emission Measurement18

 3.6 AC Conducted Emission Measurement.....22

 3.7 Antenna Requirements24

4 LIST OF MEASURING EQUIPMENT.....25

5 MEASUREMENT UNCERTAINTY.....26

APPENDIX A. CONDUCTED TEST RESULTS

APPENDIX B. AC CONDUCTED EMISSION TEST RESULT

APPENDIX C. RADIATED SPURIOUS EMISSION

APPENDIX D. DUTY CYCLE PLOTS

APPENDIX E. SETUP PHOTOGRAPHS



REVISION HISTORY

REPORT NO.	VERSION	DESCRIPTION	ISSUED DATE
FR461305B	Rev. 01	Initial issue of report	Jul. 24, 2024



SUMMARY OF TEST RESULT

Report Section	FCC Rule	Description	Limit	Result	Remark
3.1	15.247(a)(2)	6dB Bandwidth	≥ 0.5MHz	Pass	-
3.1	-	99% Bandwidth	-	Report only	-
3.2	15.247(b)(3)	Peak Output Power	≤ 30dBm	Pass	-
3.3	15.247(e)	Power Spectral Density	≤ 8dBm/3kHz	Pass	-
3.4	15.247(d)	Conducted Band Edges and Spurious Emission	≤ 20dBc	Pass	-
3.5	15.247(d)	Radiated Band Edges and Spurious Emission	15.209(a) & 15.247(d)	Pass	Under limit 12.90 dB at 2497.65 MHz
3.6	15.207	AC Conducted Emission	15.207(a)	Pass	Under limit 10.44 dB at 0.15 MHz
3.7	15.203 & 15.247(b)	Antenna Requirement	15.203 & 15.247(b)	Pass	-

Conformity Assessment Condition:

1. The test results (PASS/FAIL) with all measurement uncertainty excluded are presented against the regulation limits or in accordance with the requirements stipulated by the applicant/manufacturer who shall bear all the risks of non-compliance that may potentially occur if measurement uncertainty is taken into account.
2. The measurement uncertainty please refer to each test result in the section "Measurement Uncertainty"

Disclaimer:

The product specifications of the EUT presented in the test report that may affect the test assessments are declared by the manufacturer who shall take full responsibility for the authenticity.



1 General Description

1.1 Applicant

Realme Chongqing Mobile Telecommunications Corp., Ltd.
 No.178 Yulong Avenue, Yufengshan, Yubei District, Chongqing, China

1.2 Manufacturer

Realme Chongqing Mobile Telecommunications Corp., Ltd.
 No.178 Yulong Avenue, Yufengshan, Yubei District, Chongqing, China

1.3 Product Feature of Equipment Under Test

Product Feature	
Equipment	Mobile Phone
Brand Name	realme
Model Name	RMX5000
FCC ID	2AUYFRMX5000
IMEI Code	Conducted: 864218070019594/864218070019586 Conduction: 864218070019453/864218070019446 Radiation: 864218070019537/864218070019529
HW Version	11
SW Version	realme UI 5.0
EUT Stage	Production Unit

Remark: The above EUT's information was declared by manufacturer. Please refer to the specifications or user's manual for more detailed description.

1.4 Product Specification of Equipment Under Test

Standards-related Product Specification	
Tx/Rx Frequency Range	2402 MHz ~ 2480 MHz
Number of Channels	40
Carrier Frequency of Each Channel	40 Channel (37 hopping + 3 advertising channel)
Maximum Output Power to Antenna	BLE 1Mbps: 6.87 dBm (0.0049 W) BLE 125Kbps: 6.88 dBm (0.0049 W) BLE 500Kbps: 6.84 dBm (0.0048 W) BLE 2Mbps: 6.81 dBm (0.0048 W)
99% Occupied Bandwidth	BLE 125Kbps: 1.071 MHz BLE 2Mbps: 2.078 MHz
Antenna Type / Gain	IFA Antenna with gain 0 dBi
Type of Modulation	Bluetooth LE : GFSK

Note:

- For BLE 1Mbps & 125Kbps & 500Kbps mode, the whole testing has assessed BLE 125Kbps to cover BLE 1M & 500Kbps mode by referring to the higher output power.
- The BLE 2Mbps does not support three primary advertising channels (CH00/12/39).



1.5 Modification of EUT

No modifications are made to the EUT during all test items.

1.6 Testing Location

Sporton International Inc. (ShenZhen) is accredited to ISO/IEC 17025:2017 by American Association for Laboratory Accreditation with Certificate Number 5145.01.

Test Firm	Sporton International Inc. (ShenZhen)		
Test Site Location	1/F, 2/F, Bldg 5, Shiling Industrial Zone, Xinwei Village, Xili, Nanshan, Shenzhen, 518055 People's Republic of China TEL: +86-755-86379589 FAX: +86-755-86379595		
Test Site No.	Sporton Site No.	FCC Designation No.	FCC Test Firm Registration No.
	CO01-SZ TH01-SZ	CN1256	421272

Test Firm	Sporton International Inc. (ShenZhen)		
Test Site Location	101, 1st Floor, Block B, Building 1, No. 2, Tengfeng 4th Road, Fenghuang Community, Fuyong Street, Baoan District, Shenzhen City, Guangdong Province 518103 People's Republic of China TEL: +86-755-86066985		
Test Site No.	Sporton Site No.	FCC Designation No.	FCC Test Firm Registration No.
	03CH01-SZ	CN1256	421272

1.7 Test Software

Item	Site	Manufacturer	Name	Version
1.	03CH01-SZ	AUDIX	E3	6.2009-8-24
2.	CO01-SZ	AUDIX	E3	6.120613b



1.8 Applicable Standards

According to the specifications of the manufacturer, the EUT must comply with the requirements of the following standards:

- ♦ 47 CFR Part 15 Subpart C §15.247
- ♦ FCC KDB 558074 D01 15.247 Meas Guidance v05r02
- ♦ ANSI C63.10-2013

Remark:

1. All test items were verified and recorded according to the standards and without any deviation during the test.
2. This EUT has also been tested and complied with the requirements of FCC Part 15, Subpart B, recorded in a separate test report.



2 Test Configuration of Equipment Under Test

2.1 Carrier Frequency Channel

Frequency Band	Channel	Freq. (MHz)	Channel	Freq. (MHz)
2400-2483.5 MHz	0	2402	21	2444
	1	2404	22	2446
	2	2406	23	2448
	3	2408	24	2450
	4	2410	25	2452
	5	2412	26	2454
	6	2414	27	2456
	7	2416	28	2458
	8	2418	29	2460
	9	2420	30	2462
	10	2422	31	2464
	11	2424	32	2466
	12	2426	33	2468
	13	2428	34	2470
	14	2430	35	2472
	15	2432	36	2474
	16	2434	37	2476
	17	2436	38	2478
	18	2438	39	2480
	19	2440	-	-
20	2442	-	-	



2.2 Test Mode

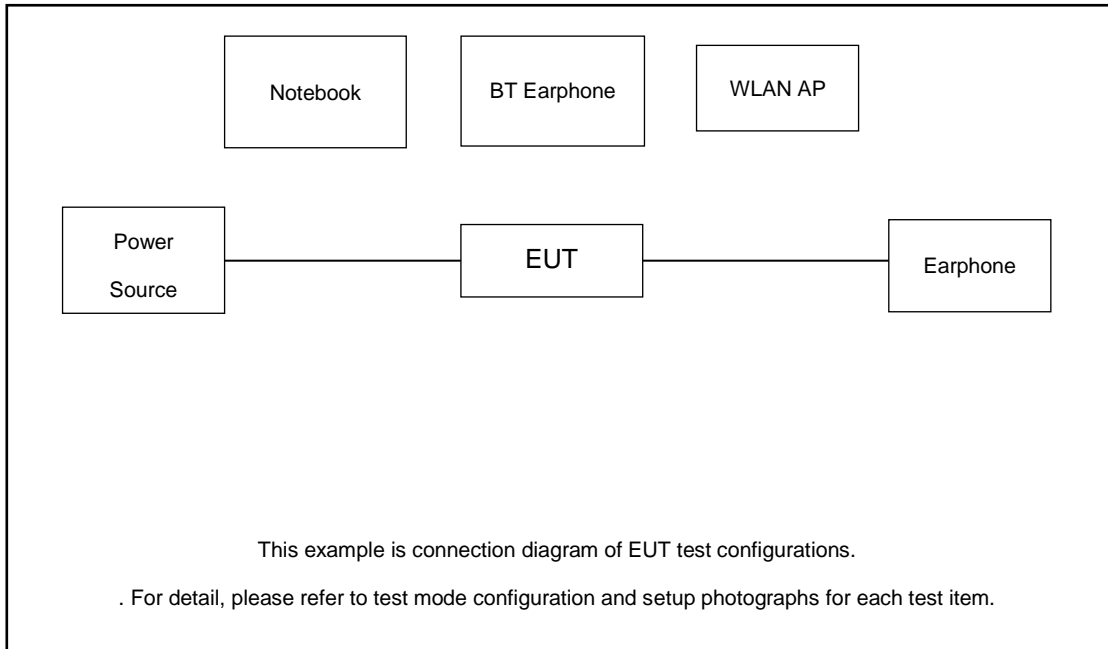
- a. The EUT has been associated with peripherals and configuration operated in a manner tended to maximize its emission characteristics in a typical application. Frequency range investigated: conduction emission (150 kHz to 30 MHz), radiation emission (9 kHz to the 10th harmonic of the highest fundamental frequency or to 40 GHz, whichever is lower). For radiated measurement, pre-scanned in three orthogonal panels, X, Y, Z. The worst cases (Z plane) were recorded in this report.
- b. AC power line Conducted Emission was tested under maximum output power.

The following summary table is showing all test modes to demonstrate in compliance with the standard.

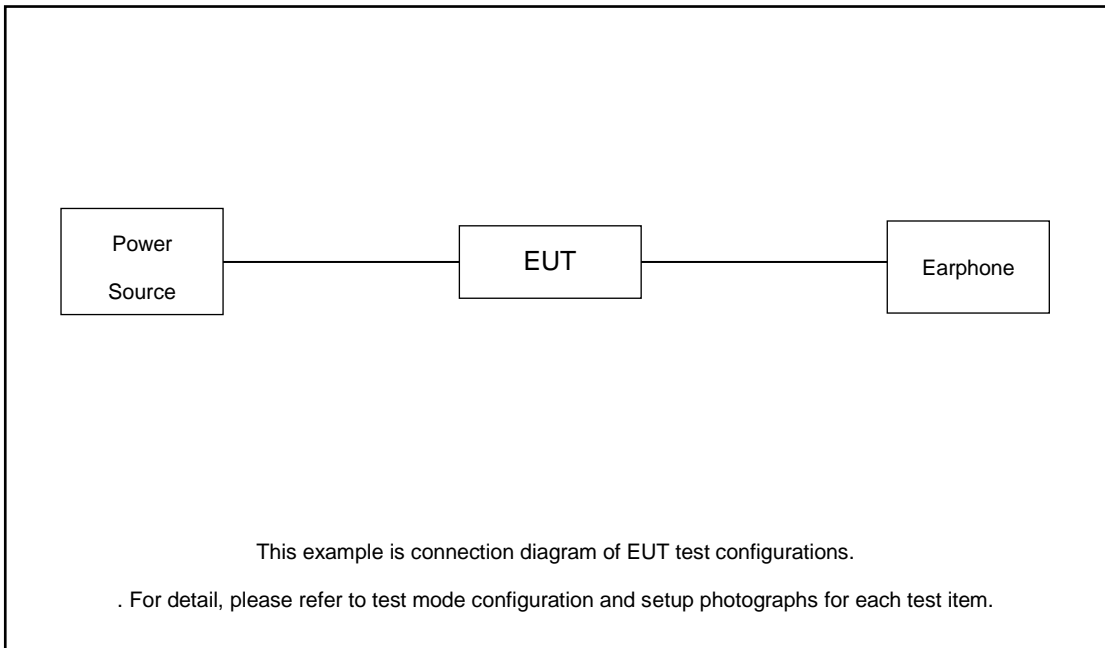
Summary table of Test Cases	
Test Item	Data Rate / Modulation
	Bluetooth – LE / GFSK
Conducted TCs	Mode 1: Bluetooth Tx CH00_2402 MHz_BLE 125Kbps Mode 2: Bluetooth Tx CH19_2440 MHz_BLE 125Kbps Mode 3: Bluetooth Tx CH39_2480 MHz_BLE 125Kbps Mode 4: Bluetooth Tx CH01_2404 MHz_BLE 2Mbps Mode 5: Bluetooth Tx CH19_2440 MHz_BLE 2Mbps Mode 6: Bluetooth Tx CH38_2478 MHz_BLE 2Mbps
Radiated TCs	Mode 1: Bluetooth Tx CH00_2402 MHz_BLE 125Kbps Mode 2: Bluetooth Tx CH19_2440 MHz_BLE 125Kbps Mode 3: Bluetooth Tx CH39_2480 MHz_BLE 125Kbps Mode 4: Bluetooth Tx CH01_2404 MHz_BLE 2Mbps Mode 5: Bluetooth Tx CH19_2440 MHz_BLE 2Mbps Mode 6: Bluetooth Tx CH38_2478 MHz_BLE 2Mbps
AC Conducted Emission	Mode 1: GSM 850 Idle + Bluetooth Link + USB Cable + Earphone + Adapter 4
Remark: Radiated Test Cases were performed with Adapter 1, Earphone and USB Cable.	

2.3 Connection Diagram of Test System

AC Conducted Emission:



Radiated Emission:





2.4 Support Unit used in test configuration and system

Item	Equipment	Trade Name	Model Name	FCC ID	Data Cable	Power Cord
1.	Bluetooth Earphone	Samsung	EO-MG900	PYAHS-107W	N/A	N/A
2.	WLAN AP	Dlink	DIR-820L	KA2IR820LA1	N/A	Unshielded, 1.8m
3.	Notebook	Lenovo	Y-480	N/A	N/A	Unshielded, 1.2m

2.5 EUT Operation Test Setup

For BLE function, the engineering test program was provided and enabled to make EUT continuous transmit.

For AC power line conducted emissions, the EUT was set to connect with the WLAN AP under large package sizes transmission.

2.6 Measurement Results Explanation Example

For all conducted test items:

The offset level is set in the spectrum analyzer to compensate the RF cable loss and attenuator factor between EUT conducted output port and spectrum analyzer. With the offset compensation, the spectrum analyzer reading level is exactly the EUT RF output level.

Example :

The spectrum analyzer offset is derived from RF cable loss and attenuator factor.

Offset = RF cable loss + attenuator factor.

Following shows an offset computation example with cable loss 2.04 dB and 10dB attenuator.

$$\begin{aligned} \text{Offset(dB)} &= \text{RF cable loss(dB)} + \text{attenuator factor(dB)}. \\ &= 2.04 + 10 = 12.04 \text{ (dB)} \end{aligned}$$

3 Test Result

3.1 6dB and 99% Bandwidth Measurement

3.1.1 Limit of 6dB and 99% Bandwidth

The minimum 6 dB bandwidth shall be at least 500 kHz.

3.1.2 Measuring Instruments

The section 4.0 of List of Measuring Equipment of this test report is used for test.

3.1.3 Test Procedures

1. The testing follows ANSI C63.10-2013 clause 11.8
2. The RF output of EUT was connected to the spectrum analyzer by RF cable and attenuator. The path loss was compensated to the results for each measurement.
3. Set to the maximum power setting and enable the EUT transmit continuously.
4. Make the measurement with the spectrum analyzer's resolution bandwidth (RBW) = 100 kHz. Set the Video bandwidth (VBW) = 300 kHz. In order to make an accurate measurement. The 6 dB bandwidth must be greater than 500 kHz.
5. For 99% Bandwidth Measurement, the spectrum analyzer's resolution bandwidth (RBW) is set 1% to 5% of the 99% OBW and the VBW is set to 3 times of the RBW.
6. Measure and record the results in the test report.

3.1.4 Test Setup



3.1.5 Test Result of 6dB Bandwidth

Please refer to Appendix A.

3.1.6 Test Result of 99% Occupied Bandwidth

Please refer to Appendix A.

3.2 Output Power Measurement

3.2.1 Limit of Output Power

For systems using digital modulation in the 2400-2483.5MHz, the limit for peak output power is 30dBm. If transmitting antenna of directional gain greater than 6dBi is used, the peak output power from the intentional radiator shall be reduced below the above stated value by the amount in dB that the directional gain of the antenna exceeds 6 dBi. In case of point-to-point operation, the limit has to be reduced by 1dB for every 3dB that the directional gain of the antenna exceeds 6dBi.

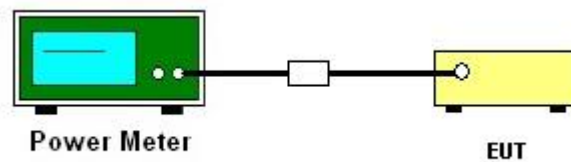
3.2.2 Measuring Instruments

The section 4.0 of List of Measuring Equipment of this test report is used for test.

3.2.3 Test Procedures

1. The testing follows the Measurement Procedure of ANSI C63.10-2013 clause 11.9.1.3 PKPM1 Peak power meter or ANSI C63.10-2013 clause 11.9.2.3.1 Method AVGPM method.
2. The RF output of EUT was connected to the power meter by RF cable and attenuator. The path loss was compensated to the results for each measurement.
3. Set to the maximum power setting and enable the EUT transmit continuously.
4. Measure the conducted output power and record the results in the test report.

3.2.4 Test Setup





3.2.5 Test Result of Peak Output Power

Mod.	Data Rate	NTX	CH.	Freq. (MHz)	Peak Conducted Power (dBm)	Conducted Power Limit (dBm)	DG (dBi)	EIRP Power (dBm)	EIRP Power Limit (dBm)	Pass /Fail
BLE	1Mbps	1	0	2402	6.19	30.00	0.00	6.19	36.00	Pass
BLE	1Mbps	1	19	2440	6.87	30.00	0.00	6.87	36.00	Pass
BLE	1Mbps	1	39	2480	6.49	30.00	0.00	6.49	36.00	Pass
BLE	125Kbps	1	0	2402	6.25	30.00	0.00	6.25	36.00	Pass
BLE	125Kbps	1	19	2440	6.88	30.00	0.00	6.88	36.00	Pass
BLE	125Kbps	1	39	2480	6.59	30.00	0.00	6.59	36.00	Pass
BLE	500Kbps	1	0	2402	6.18	30.00	0.00	6.18	36.00	Pass
BLE	500Kbps	1	19	2440	6.84	30.00	0.00	6.84	36.00	Pass
BLE	500Kbps	1	39	2480	6.56	30.00	0.00	6.56	36.00	Pass

Mod.	Data Rate	NTX	CH.	Freq. (MHz)	Peak Conducted Power (dBm)	Conducted Power Limit (dBm)	DG (dBi)	EIRP Power (dBm)	EIRP Power Limit (dBm)	Pass /Fail
BLE	2Mbps	1	1	2404	6.30	30.00	0.00	6.30	36.00	Pass
BLE	2Mbps	1	19	2440	6.81	30.00	0.00	6.81	36.00	Pass
BLE	2Mbps	1	38	2478	6.60	30.00	0.00	6.60	36.00	Pass



3.2.6 Test Result of Average Output Power (Reporting Only)

Mod.	Data Rate	NTX	CH.	Freq. (MHz)	Duty Factor (dB)	Average Conducted Power (dBm)	Power Setting
BLE	1Mbps	1	0	2402	2.08	6.10	Default
BLE	1Mbps	1	19	2440	2.08	6.60	Default
BLE	1Mbps	1	39	2480	2.08	6.10	Default
BLE	125Kbps	1	0	2402	0.84	6.20	Default
BLE	125Kbps	1	19	2440	0.84	6.70	Default
BLE	125Kbps	1	39	2480	0.84	6.30	Default
BLE	500Kbps	1	0	2402	2.49	6.10	Default
BLE	500Kbps	1	19	2440	2.49	6.60	Default
BLE	500Kbps	1	39	2480	2.49	6.20	Default

Mod.	Data Rate	NTX	CH.	Freq. (MHz)	Duty Factor (dB)	Average Conducted Power (dBm)	Power Setting
BLE	2Mbps	1	1	2404	5.14	6.10	Default
BLE	2Mbps	1	19	2440	5.14	6.50	Default
BLE	2Mbps	1	38	2478	5.14	6.20	Default

3.3 Power Spectral Density Measurement

3.3.1 Limit of Power Spectral Density

The peak power spectral density shall not be greater than 8dBm in any 3kHz band at any time interval of continuous transmission.

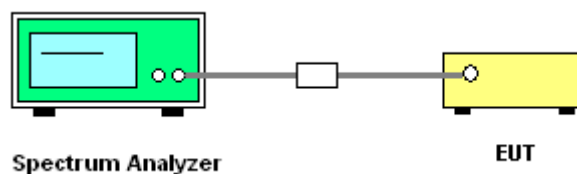
3.3.2 Measuring Instruments

The section 4.0 of List of Measuring Equipment of this test report is used for test.

3.3.3 Test Procedures

1. The testing follows Measurement Procedure of ANSI C63.10-2013 clause 11.10.2 Method PKPSD.
2. The RF output of EUT was connected to the spectrum analyzer by RF cable and attenuator. The path loss was compensated to the results for each measurement.
3. Set to the maximum power setting and enable the EUT transmit continuously.
4. Make the measurement with the spectrum analyzer's resolution bandwidth (RBW) = 3 kHz. Video bandwidth VBW = 10 kHz In order to make an accurate measurement, set the span to 1.5 times DTS Channel Bandwidth. (6dB BW)
5. Detector = peak, Sweep time = auto couple, Trace mode = max hold, Allow trace to fully stabilize. Use the peak marker function to determine the maximum power level.
6. Measure and record the results in the test report.
7. The Measured power density (dBm)/ 100kHz is a reference level and used as 20dBc down limit line for Conducted Band Edges and Conducted Spurious Emission.

3.3.4 Test Setup



3.3.5 Test Result of Power Spectral Density

Please refer to Appendix A.

3.4 Conducted Band Edges and Spurious Emission Measurement

3.4.1 Limit of Conducted Band Edges and Spurious Emission

All harmonics/spurious must be at least 20 dB down from the highest emission level within the authorized band.

3.4.2 Measuring Instruments

The section 4.0 of List of Measuring Equipment of this test report is used for test.

3.4.3 Test Procedure

1. The testing follows ANSI C63.10-2013 clause 11.13
2. The RF output of EUT was connected to the spectrum analyzer by RF cable and attenuator. The path loss was compensated to the results for each measurement.
3. Set to the maximum power setting and enable the EUT transmit continuously.
4. Set RBW = 100 kHz, VBW=300 kHz, Peak Detector. Unwanted Emissions measured in any 100 kHz bandwidth outside of the authorized frequency band shall be attenuated by at least 20 dB relative to the maximum in-band peak PSD level in 100 kHz when maximum peak conducted output power procedure is used. If the transmitter complies with the conducted power limits based on the use of RMS averaging over a time interval, the attenuation required under this paragraph shall be 30 dB instead of 20 dB.
5. Measure and record the results in the test report.
6. The RF fundamental frequency should be excluded against the limit line in the operating frequency band.

3.4.4 Test Setup



3.4.5 Test Result of Conducted Band Edges Plots

Please refer to Appendix A

3.4.6 Test Result of Conducted Spurious Emission Plots

Please refer to Appendix A



3.5 Radiated Band Edges and Spurious Emission Measurement

3.5.1 Limit of Radiated Band Edges and Spurious Emission

In any 100 kHz bandwidth outside the intentional radiator frequency band, all harmonics/spurious must be at least 20 dB below the highest emission level within the authorized band. If the output power of this device was measured by spectrum analyzer, the attenuation under this paragraph shall be 30 dB instead of 20 dB. In addition, radiated emissions which fall in the restricted bands must also comply with the limits as below.

Frequency (MHz)	Field Strength (microvolts/meter)	Measurement Distance (meters)
0.009 – 0.490	2400/F(kHz)	300
0.490 – 1.705	24000/F(kHz)	30
1.705 – 30.0	30	30
30 – 88	100	3
88 – 216	150	3
216 - 960	200	3
Above 960	500	3

3.5.2 Measuring Instruments

The section 4.0 of List of Measuring Equipment of this test report is used for test.

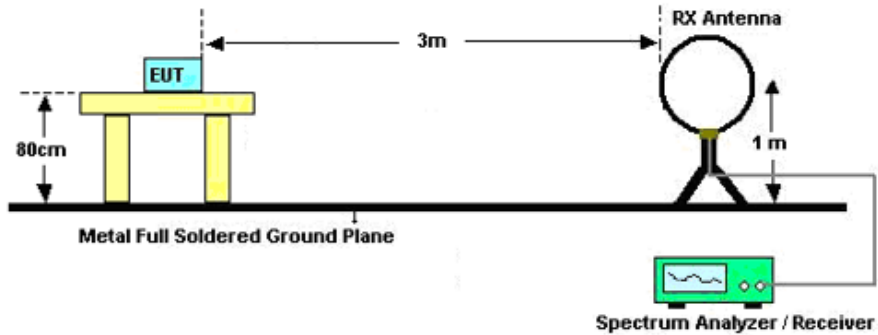


3.5.3 Test Procedures

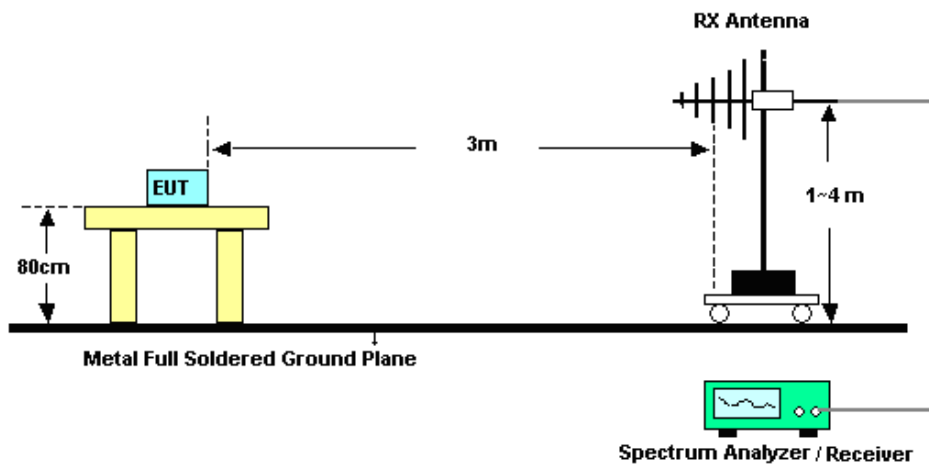
1. The testing follows ANSI C63.10-2013 clause 11.11 & 11.12
2. The EUT was arranged to its worst case and then tune the antenna tower (from 1 m to 4 m) and turntable (from 0 degree to 360 degrees) to find the maximum reading. A pre-amp and a high pass filter are used for the test in order to get better signal level.
3. The EUT was placed on a turntable with 0.8 meter for frequency below 1GHz and 1.5 meter for frequency above 1GHz respectively above ground.
4. The EUT was set 3 meters from the interference receiving antenna, which was mounted on the top of a variable height antenna tower.
5. Corrected Reading: Antenna Factor + Cable Loss + Read Level - Preamp Factor = Level
6. For testing below 1GHz, if the emission level of the EUT in peak mode was 3 dB lower than the limit specified, then peak values of EUT will be reported, otherwise, the emissions will be repeated one by one using the CISPR quasi-peak method and reported.
7. For testing above 1GHz, the emission level of the EUT in peak mode was 20dB lower than peak limit (that means the emission level in average mode also complies with the limit in average mode), then peak values of EUT will be reported, otherwise, the emissions will be measured in average mode again and reported.
8. Use the following spectrum analyzer settings:
 - (1) Span shall wide enough to fully capture the emission being measured;
 - (2) Set RBW=100 kHz for $f < 1$ GHz; $VBW \geq RBW$; Sweep = auto; Detector function = peak; Trace = max hold;
 - (3) Set RBW = 1 MHz, VBW= 3MHz for $f \geq 1$ GHz for peak measurement.
For average measurement:
 - $VBW = 10$ Hz, when duty cycle is no less than 98 percent.
 - $VBW \geq 1/T$, when duty cycle is less than 98 percent where T is the minimum transmission duration over which the transmitter is on and is transmitting at its maximum power control level for the tested mode of operation.

3.5.4 Test Setup

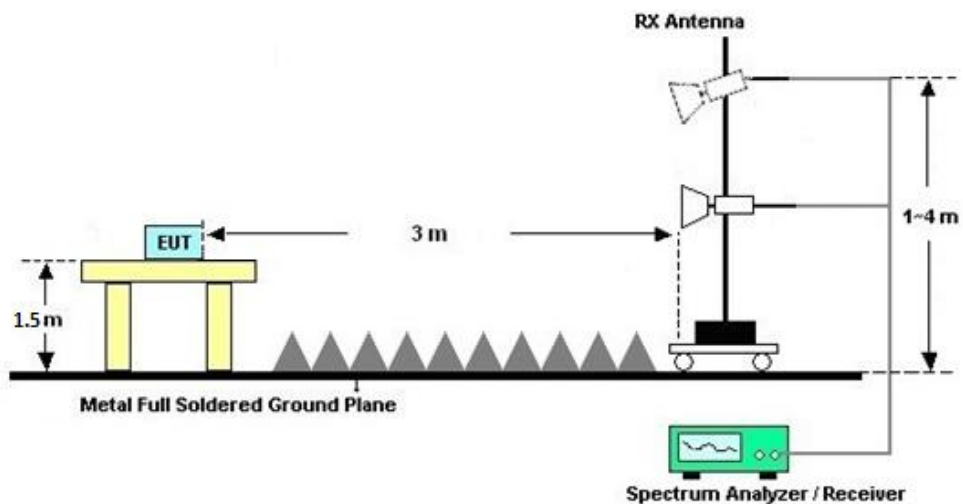
For radiated emissions below 30MHz



For radiated emissions from 30MHz to 1GHz



For radiated emissions above 1GHz





3.5.5 Test Results of Radiated Spurious Emissions (9 kHz ~ 30 MHz)

The low frequency, which started from 9 kHz to 30MHz, was pre-scanned and the result which was 20dB lower than the limit line was not reported.

There is a comparison data of both open-field test site and semi-Anechoic chamber, and the result came out very similar.

3.5.6 Test Result of Radiated Spurious at Band Edges

Please refer to Appendix C.

3.5.7 Duty Cycle

Please refer to Appendix D.

3.5.8 Test Result of Radiated Spurious Emission (30MHz ~ 10th Harmonic or 40GHz, whichever is lower)

Please refer to Appendix C.



3.6 AC Conducted Emission Measurement

3.6.1 Limit of AC Conducted Emission

For equipment that is designed to be connected to the public utility (AC) power line, the radio frequency voltage that is conducted back onto the AC power line on any frequency or frequencies within the band 150 kHz to 30 MHz shall not exceed the limits in the following table.

Frequency of emission (MHz)	Conducted limit (dBµV)	
	Quasi-peak	Average
0.15-0.5	66 to 56*	56 to 46*
0.5-5	56	46
5-30	60	50

*Decreases with the logarithm of the frequency.

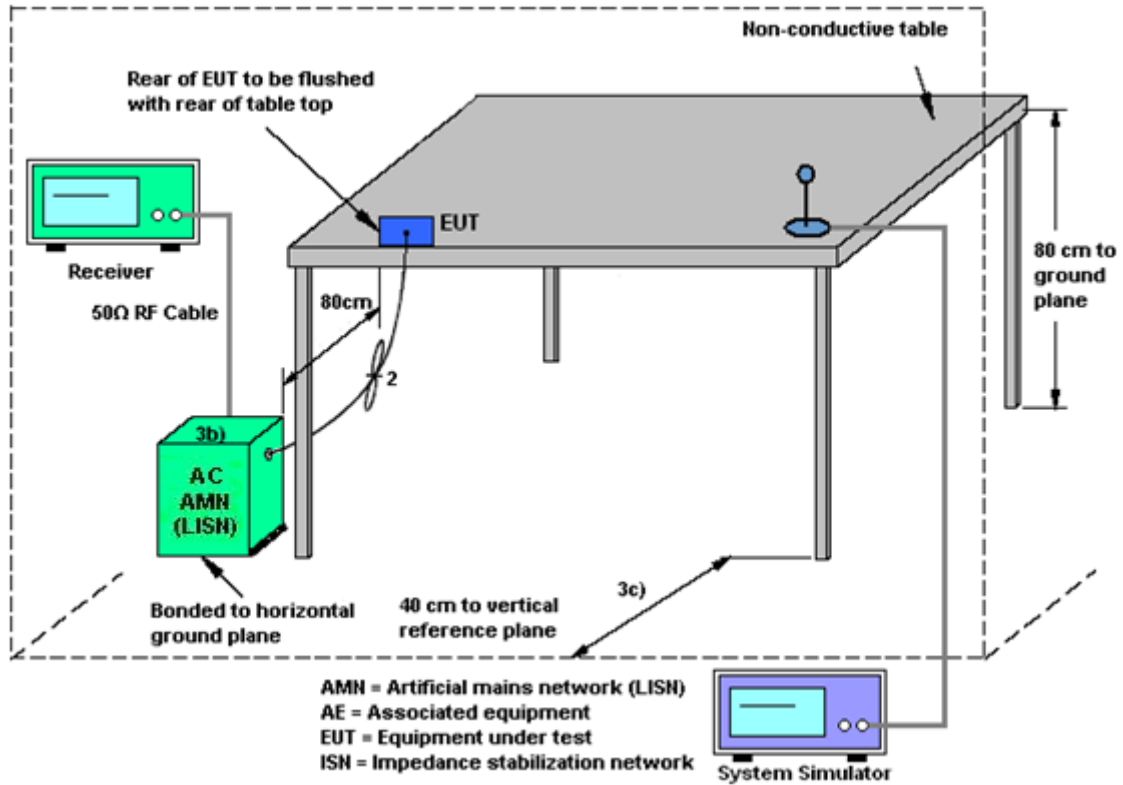
3.6.2 Measuring Instruments

The section 4.0 of List of Measuring Equipment of this test report is used for test.

3.6.3 Test Procedures

1. The EUT was placed 0.4 meter from the conducting wall of the shielding room was kept at least 80 centimeters from any other grounded conducting surface.
2. Connect EUT to the power mains through a line impedance stabilization network (LISN).
3. All the support units are connecting to the other LISN.
4. The LISN provides 50 ohm coupling impedance for the measuring instrument.
5. The FCC states that a 50 ohm, 50 microhenry LISN should be used.
6. Both sides of AC line were checked for maximum conducted interference.
7. The frequency range from 150 kHz to 30 MHz was searched.
8. Set the test-receiver system to Peak Detect Function and specified bandwidth (IF Bandwidth = 9kHz) with Maximum Hold Mode. Then measurement is also conducted by Average Detector and Quasi-Peak Detector Function respectively.

3.6.4 Test Setup



3.6.5 Test Result of AC Conducted Emission

Please refer to Appendix B.



3.7 Antenna Requirements

3.7.1 Standard Applicable

If directional gain of transmitting antennas is greater than 6dBi, the power shall be reduced by the same level in dB comparing to gain minus 6dBi. The use of a permanently attached antenna or of an antenna that uses a unique coupling to the intentional radiator shall be considered sufficient to comply with the rule.

3.7.2 Antenna Anti-Replacement Construction

An embedded-in antenna design is used.

3.7.3 Antenna Gain

The antenna peak gain of EUT is less than 6 dBi. Therefore, it is not necessary to reduce maximum peak output power limit.



4 List of Measuring Equipment

Instrument	Manufacturer	Model No.	Serial No.	Characteristics	Calibration Date	Test Date	Due Date	Remark
Spectrum Analyzer	R&S	FSV40	101078	10Hz~40GHz	Apr. 09, 2024	Jun. 23, 2024	Apr. 08, 2025	Conducted (TH01-SZ)
Pulse Power Sensor	Anritsu	MA2411B	1339473	30MHz~40GHz	Dec. 29, 2023	Jun. 23, 2024	Dec. 28, 2024	Conducted (TH01-SZ)
Power Meter	Anritsu	ML2495A	1218010	50MHz Bandwidth	Aug. 21, 2023	Jun. 23, 2024	Aug. 20, 2024	Conducted (TH01-SZ)
Thermo meter	Anymetre	JR593	#7	- 10°C ~ 50°C 10%RH~99%RH	Apr. 09, 2024	Jun. 23, 2024	Apr. 08, 2025	Conducted (TH01-SZ)
EMI Test Receiver&SA	Agilent	N9038A	MY52260185	20Hz~26.5GHz	Dec. 27, 2023	Jun. 23, 2024~ Jul. 08, 2024	Dec. 26, 2024	Radiation (03CH01-SZ)
EXA Spectrum Analyzer	KEYSIGHT	N9010B	MY59071191	10Hz~44GHz	Apr. 09, 2024	Jun. 23, 2024~ Jul. 08, 2024	Apr. 08, 2025	Radiation (03CH01-SZ)
Loop Antenna	R&S	HFH2-Z2	100354	9kHz~30MHz	Jul. 28, 2022	Jun. 23, 2024~ Jul. 08, 2024	Jul. 27, 2024	Radiation (03CH01-SZ)
Bilog Antenna	TeseQ	CBL6112D	35407	30MHz~2GHz	Oct. 24, 2023	Jun. 23, 2024~ Jul. 08, 2024	Oct. 23, 2025	Radiation (03CH01-SZ)
Double Ridge Horn Antenna	SCHWARZBECK	BBHA9120D	9120D-2206	1GHz~18GHz	Apr. 09, 2024	Jun. 23, 2024~ Jul. 08, 2024	Apr. 08, 2025	Radiation (03CH01-SZ)
SHF-EHF Horn	com-power	AH-840	101071	18GHz~40GHz	Apr. 09, 2024	Jun. 23, 2024~ Jul. 08, 2024	Apr. 08, 2025	Radiation (03CH01-SZ)
LF Amplifier	Burgeon	BPA-530	102209	0.01~3000Mhz	Apr. 09, 2024	Jun. 23, 2024~ Jul. 08, 2024	Apr. 08, 2025	Radiation (03CH01-SZ)
HF Amplifier	MITEQ	AMF-7D-0010 1800-30-10P-R	1943528	1GHz~18GHz	Oct. 18, 2023	Jun. 23, 2024~ Jul. 08, 2024	Oct. 17, 2024	Radiation (03CH01-SZ)
HF Amplifier	KEYSIGHT	83017A	MY53270105	0.5GHz~26.5GHz	Oct. 18, 2023	Jun. 23, 2024~ Jul. 08, 2024	Oct. 17, 2024	Radiation (03CH01-SZ)
HF Amplifier	EM Electronics	EM18G40G	060778	18GHz~40GHz	Apr. 09, 2024	Jun. 23, 2024~ Jul. 08, 2024	Apr. 08, 2025	Radiation (03CH01-SZ)
AC Power Source	Chroma	61601	616010001985	N/A	Oct. 18, 2023	Jun. 23, 2024~ Jul. 08, 2024	Oct. 17, 2024	Radiation (03CH01-SZ)
Turn Table	EM	EM1000	N/A	0~360 degree	NCR	Jun. 23, 2024~ Jul. 08, 2024	NCR	Radiation (03CH01-SZ)
Antenna Mast	EM	EM1000	N/A	1 m~4 m	NCR	Jun. 23, 2024~ Jul. 08, 2024	NCR	Radiation (03CH01-SZ)
EMI Test Receiver&SA	Agilent	N9038A	MY52260185	20Hz~26.5GHz	Dec. 27, 2023	Jul. 05, 2024	Dec. 26, 2024	Conduction (CO01-SZ)
AC LISN	R&S	ENV216	100063	9kHz~30MHz	Aug. 21, 2023	Jul. 05, 2024	Aug. 20, 2024	Conduction (CO01-SZ)
AC LISN (for auxiliary equipment)	EMCO	3816/2SH	00103892	9kHz~30MHz	Oct. 16, 2023	Jul. 05, 2024	Oct. 15, 2024	Conduction (CO01-SZ)
AC Power Source	Chroma	61602	616020000891	100Vac~250Vac	Jul. 07, 2023	Jul. 05, 2024	Jul. 06, 2024	Conduction (CO01-SZ)

NCR: No Calibration Required



5 Measurement Uncertainty

The measurement uncertainties shown below were calculated in accordance with the requirements of ANSI 63.10-2013. All the measurement uncertainty value were shown with a coverage K=2 to indicate 95% level of confidence. The measurement data show herein meets or exceeds the CISPR measurement uncertainty values specified in CISPR 16-4-2 and can be compared directly to specified limit to determine compliance.

Uncertainty of Conducted Measurement

Test Item	Uncertainty
Conducted Spurious Emission & Bandedge	±1.34 dB
Occupied Channel Bandwidth	±0.012 MHz
Conducted Power	±1.34 dB
Conducted Power Spectral Density	±1.32 dB
Frequency	±1.3 Hz

Uncertainty of AC Conducted Emission Measurement (0.15 MHz ~ 30 MHz)

Measuring Uncertainty for a Level of Confidence of 95% (U = 2Uc(y))	2.5 dB
---	--------

Uncertainty of Radiated Emission Measurement (9 KHz ~ 30 MHz)

Measuring Uncertainty for a Level of Confidence of 95% (U = 2Uc(y))	2.8 dB
---	--------

Uncertainty of Radiated Emission Measurement (30 MHz ~ 1000 MHz)

Measuring Uncertainty for a Level of Confidence of 95% (U = 2Uc(y))	4.2 dB
---	--------

Uncertainty of Radiated Emission Measurement (1 GHz ~ 18 GHz)

Measuring Uncertainty for a Level of Confidence of 95% (U = 2Uc(y))	5.0 dB
---	--------

Uncertainty of Radiated Emission Measurement (18 GHz ~ 40 GHz)

Measuring Uncertainty for a Level of Confidence of 95% (U = 2Uc(y))	4.3 dB
---	--------

----- THE END -----



Appendix A. Conducted Test Results



Ambient Condition: <u>24-26</u> °C, <u>45-55</u> %RH	
Test Date: <u>2024.06.23</u>	Test Engineer: <u>Chen ZhiQiang</u>

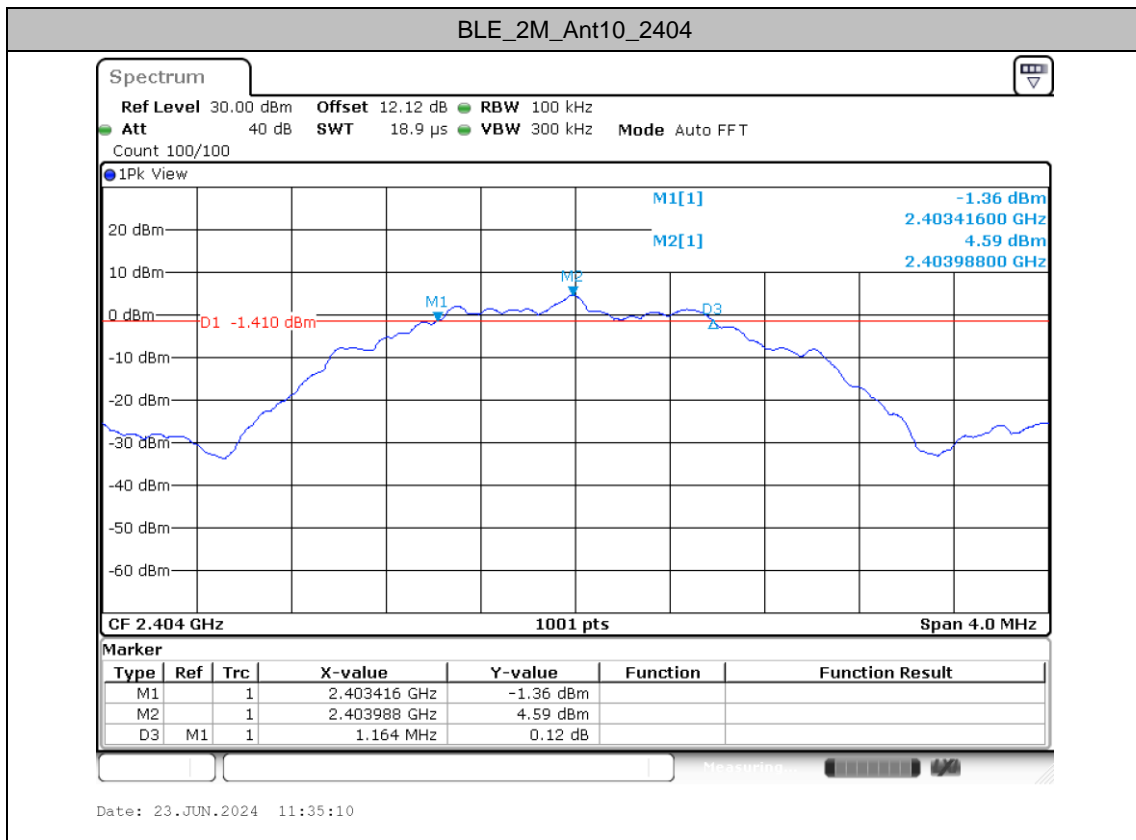
DTS Bandwidth

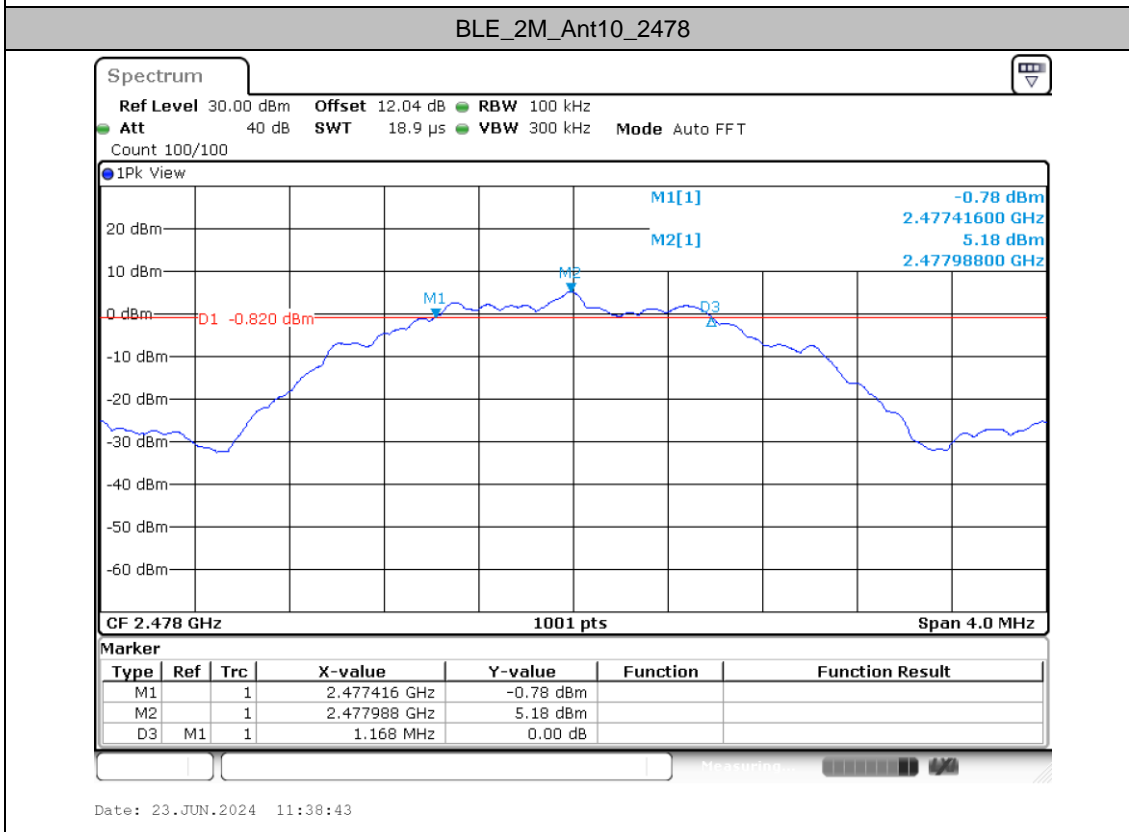
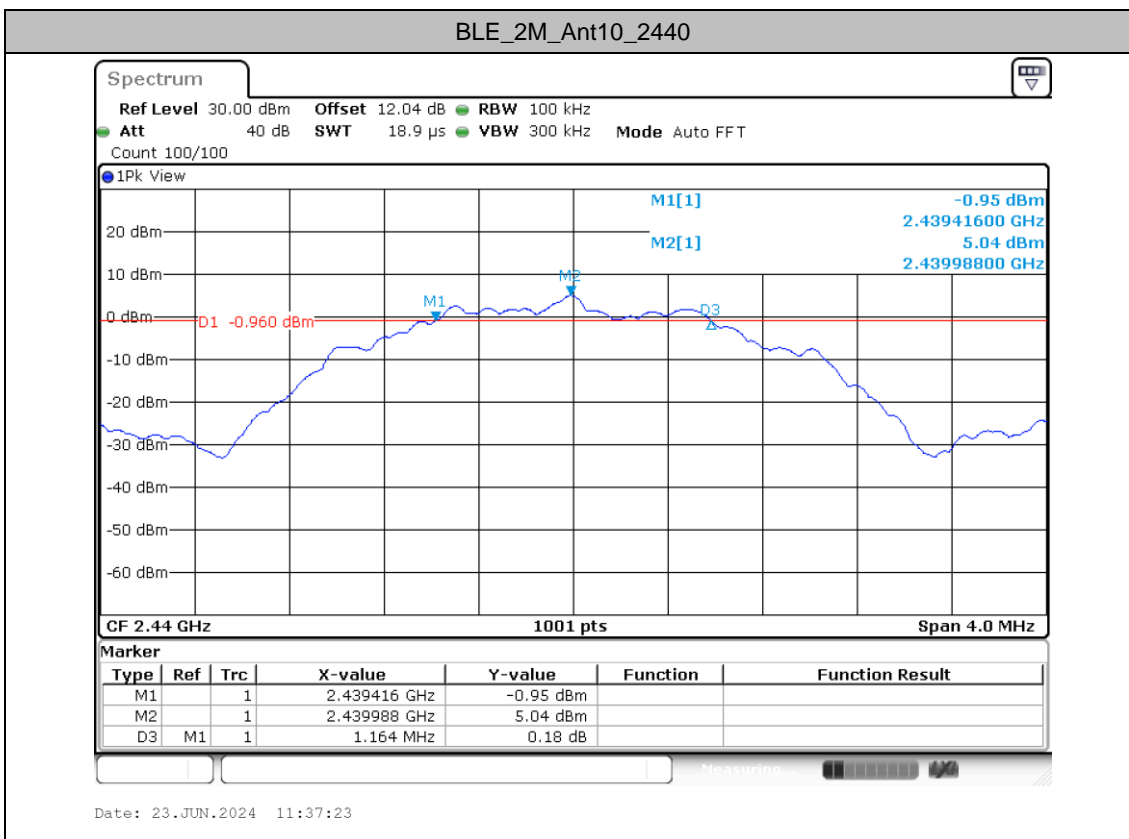
Test Result

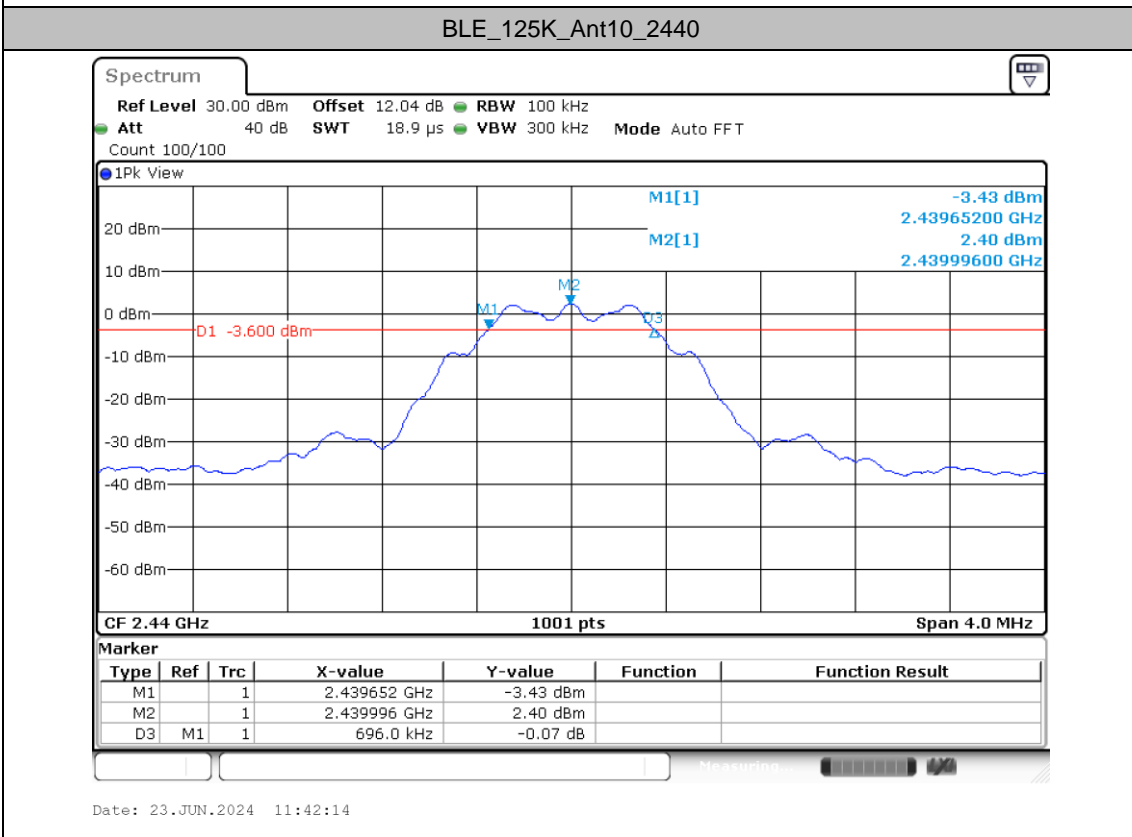
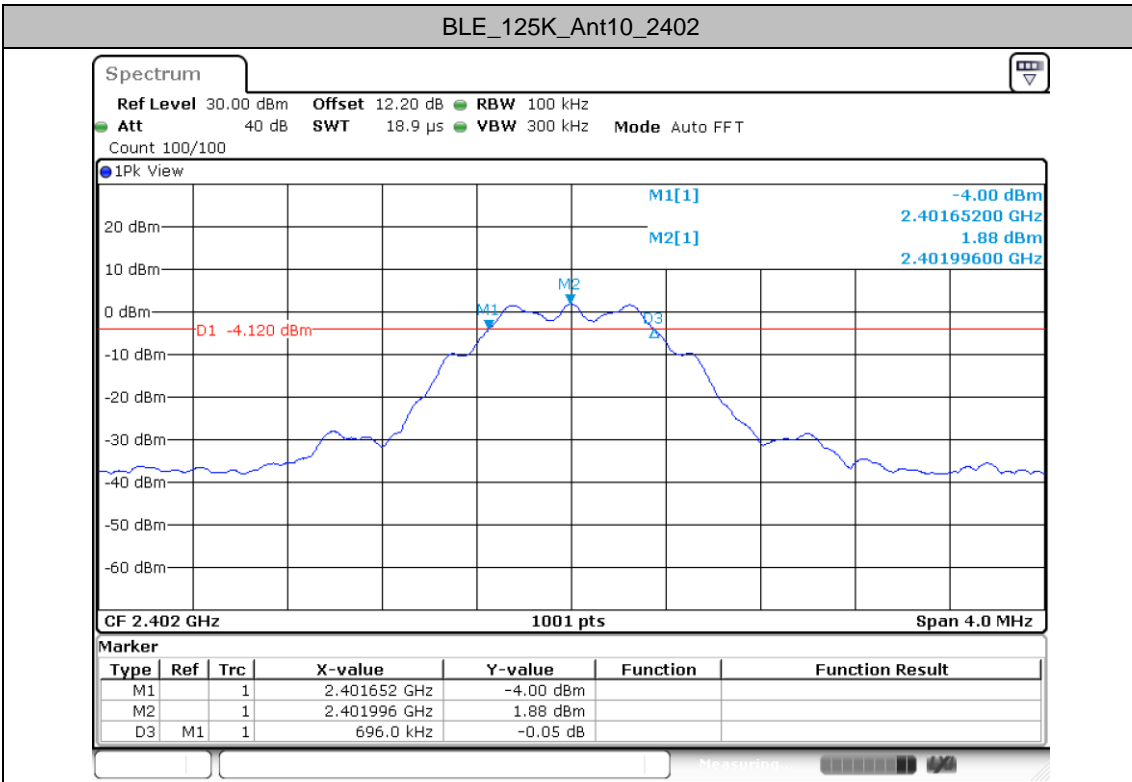
TestMode	Antenna	Freq(MHz)	DTS BW [MHz]	FL[MHz]	FH[MHz]	Limit[MHz]	Verdict
BLE_2M	Ant10	2404	1.16	2403.42	2404.58	0.5	PASS
		2440	1.16	2439.42	2440.58	0.5	PASS
		2478	1.17	2477.42	2478.58	0.5	PASS
BLE_125K	Ant10	2402	0.70	2401.65	2402.35	0.5	PASS
		2440	0.70	2439.65	2440.35	0.5	PASS
		2480	0.70	2479.65	2480.35	0.5	PASS

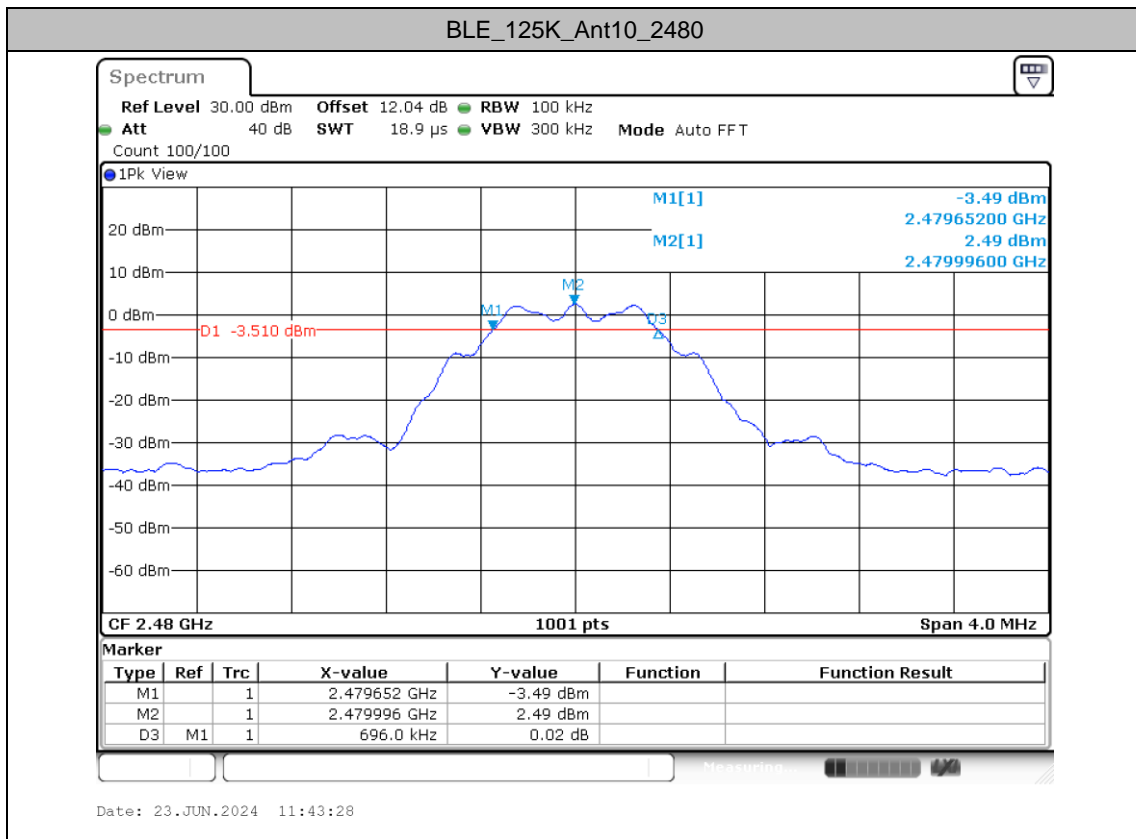


Test Graphs











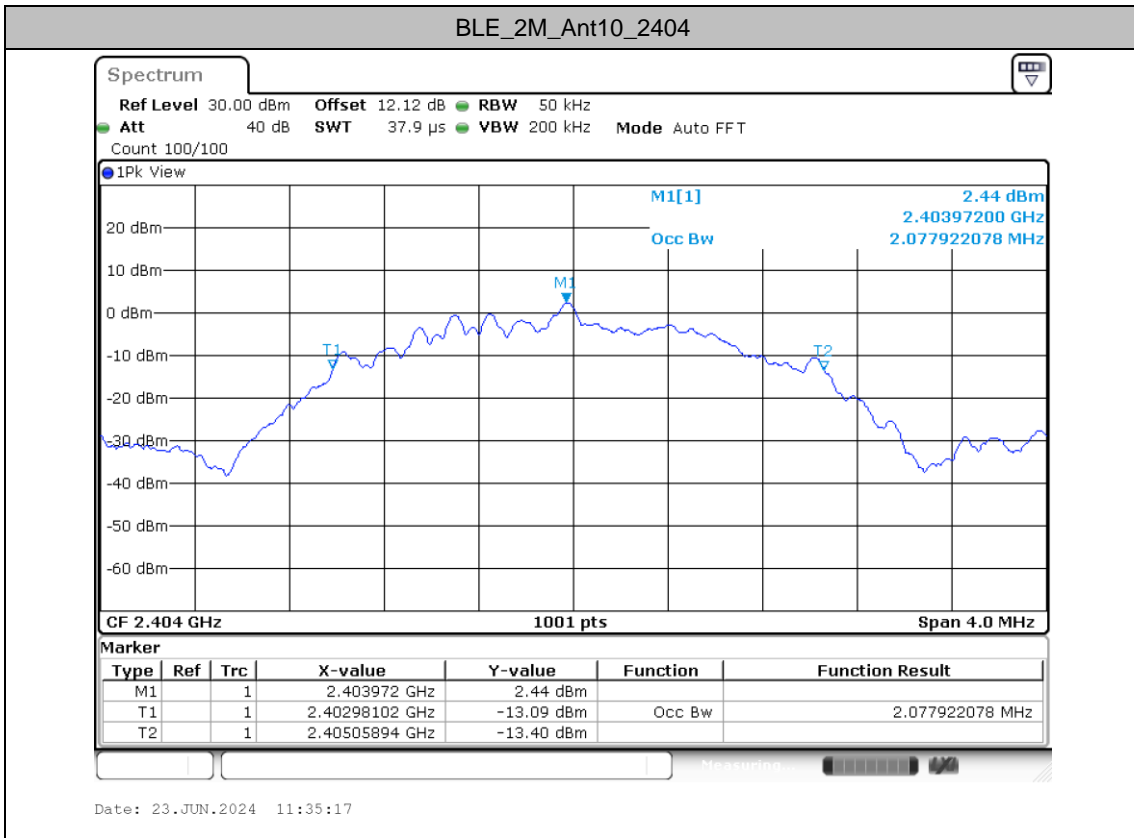
Occupied Channel Bandwidth

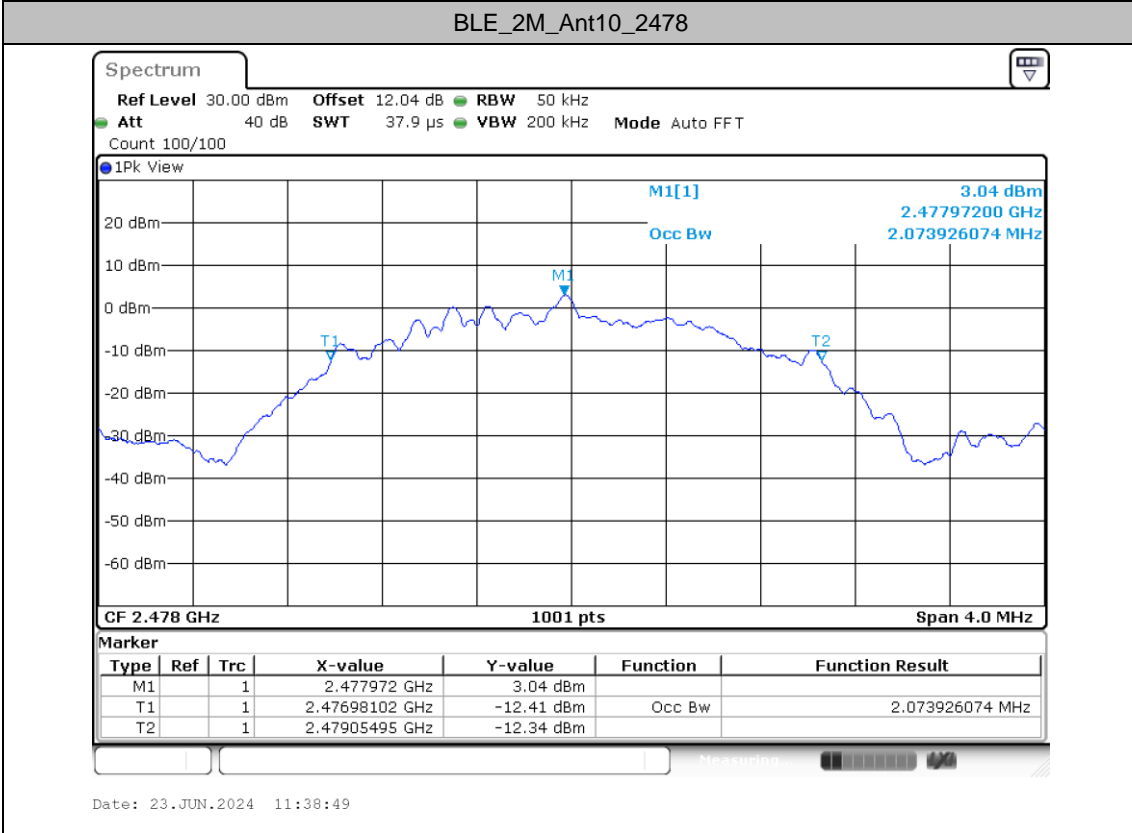
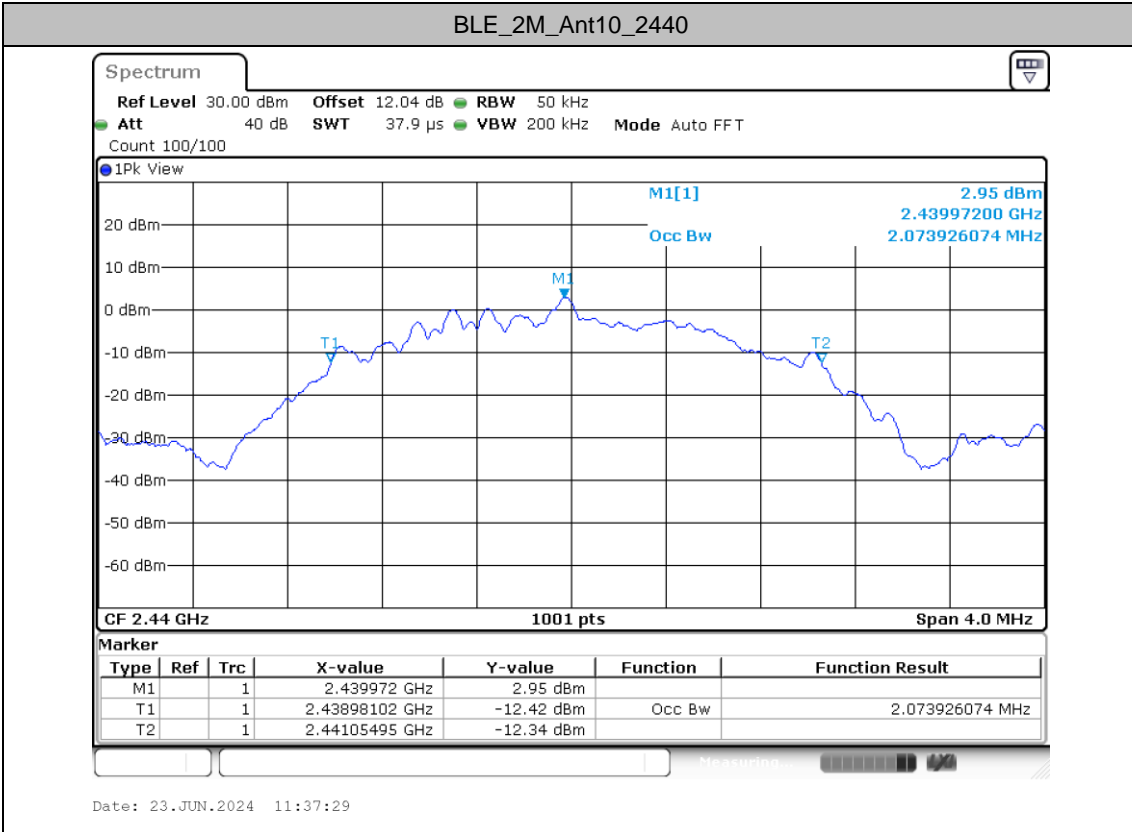
Test Result

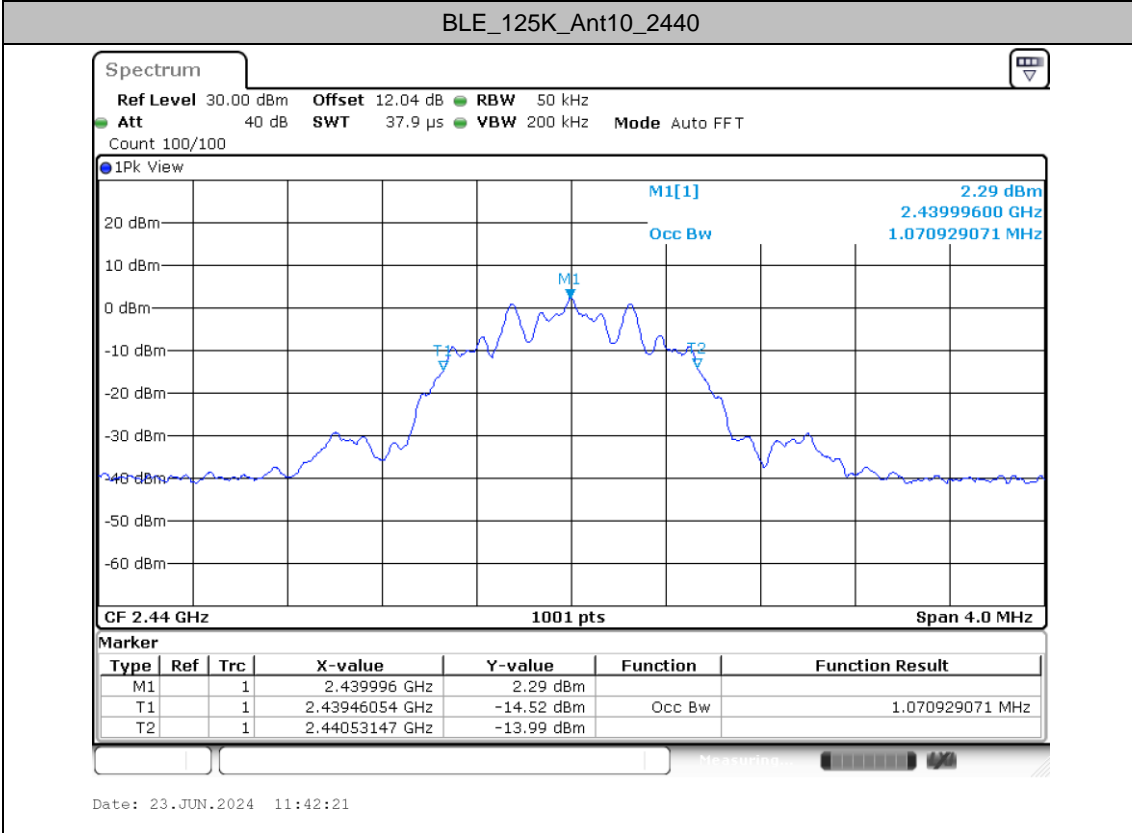
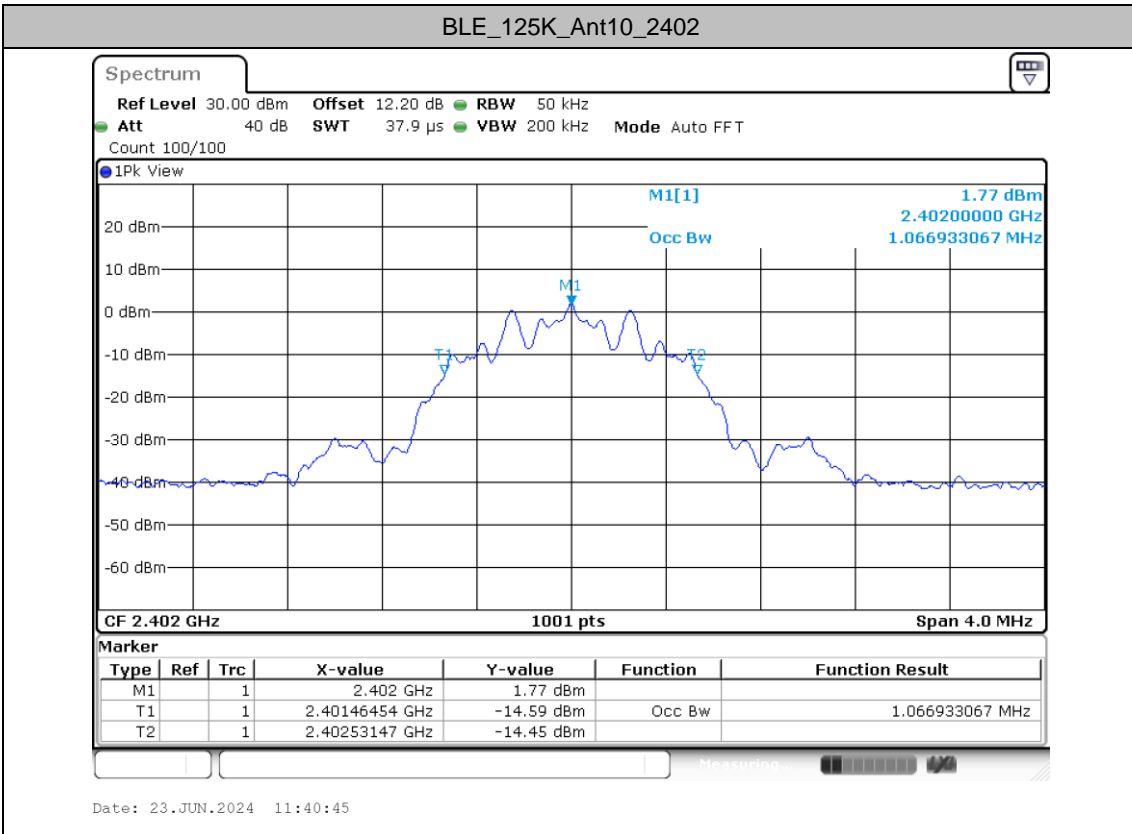
TestMode	Antenna	Freq(MHz)	OCB [MHz]	FL[MHz]	FH[MHz]
BLE_2M	Ant10	2404	2.078	2402.9810	2405.0589
		2440	2.074	2438.9810	2441.0549
		2478	2.074	2476.9810	2479.0549
BLE_125K	Ant10	2402	1.067	2401.4645	2402.5315
		2440	1.071	2439.4605	2440.5315
		2480	1.071	2479.4605	2480.5315

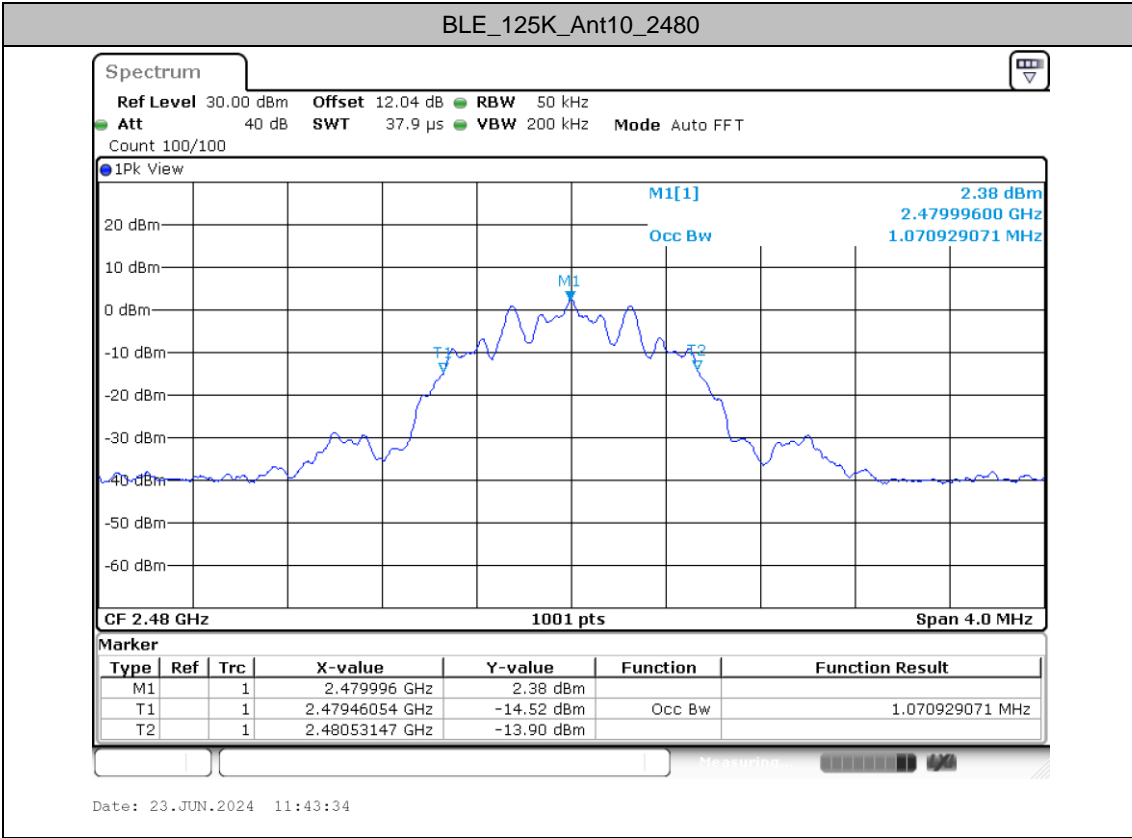


Test Graphs











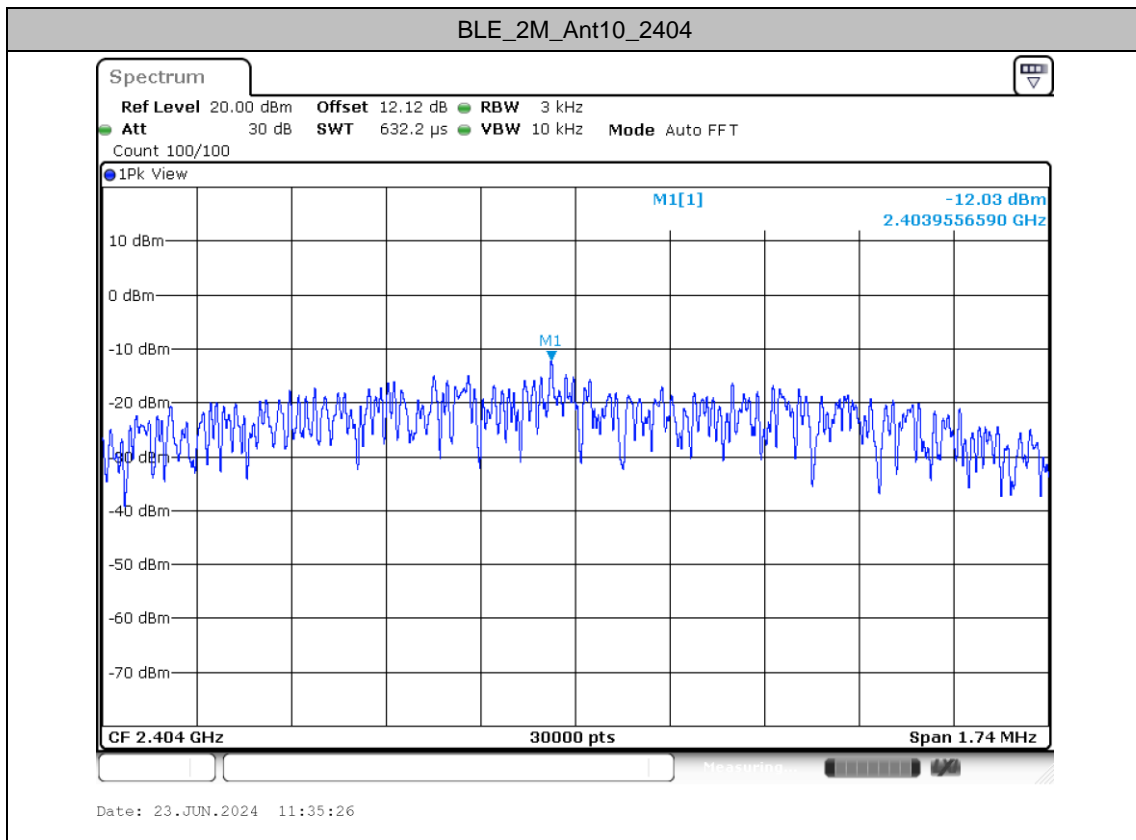
Maximum power spectral density

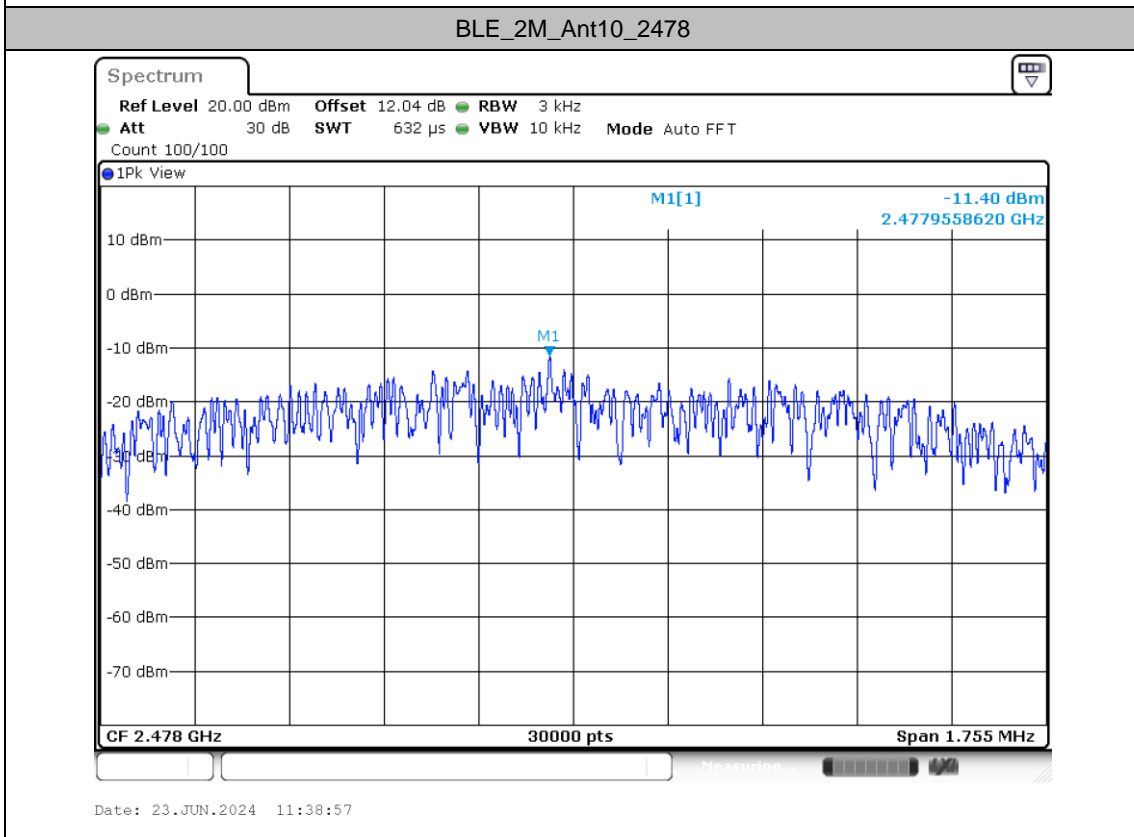
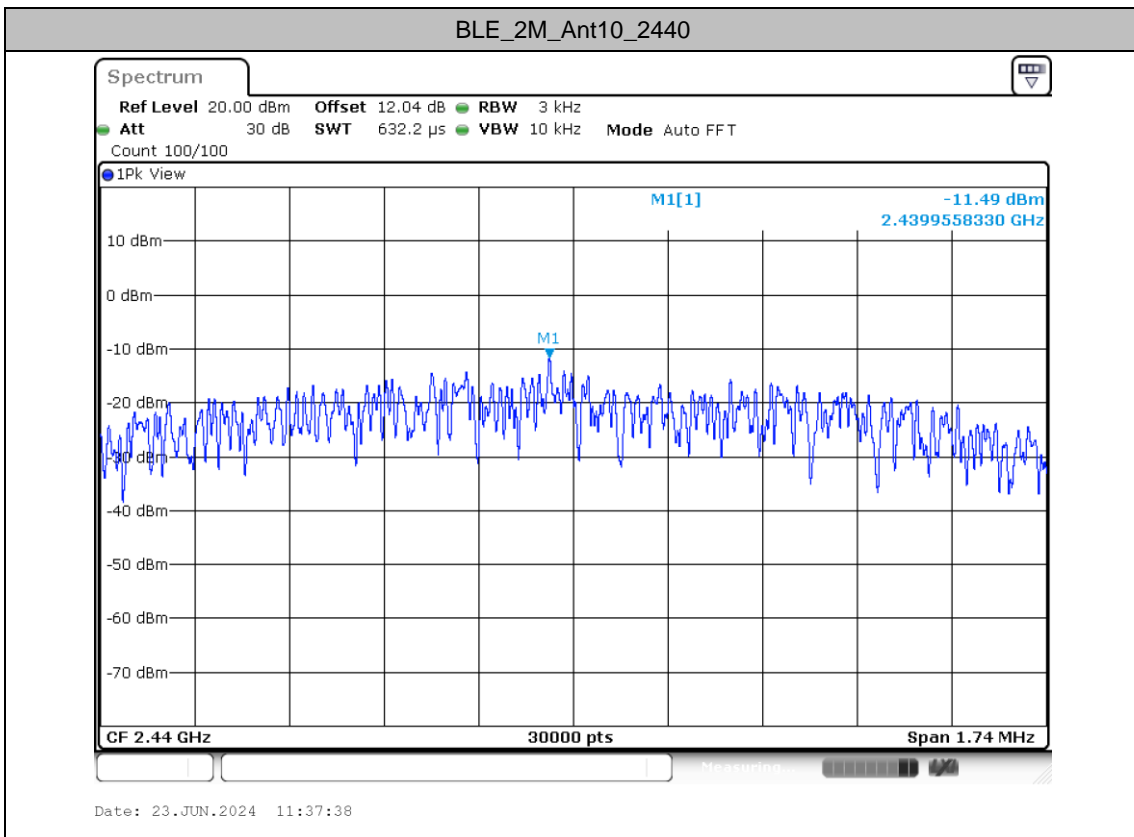
Test Result

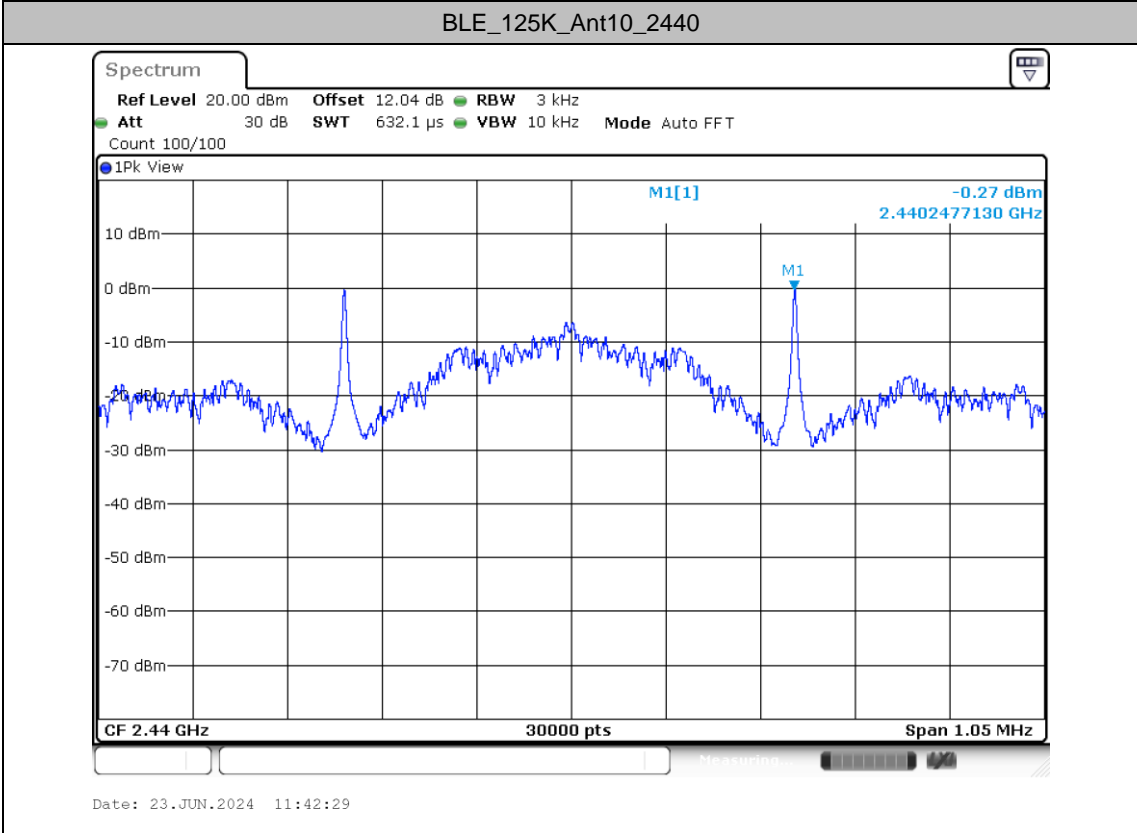
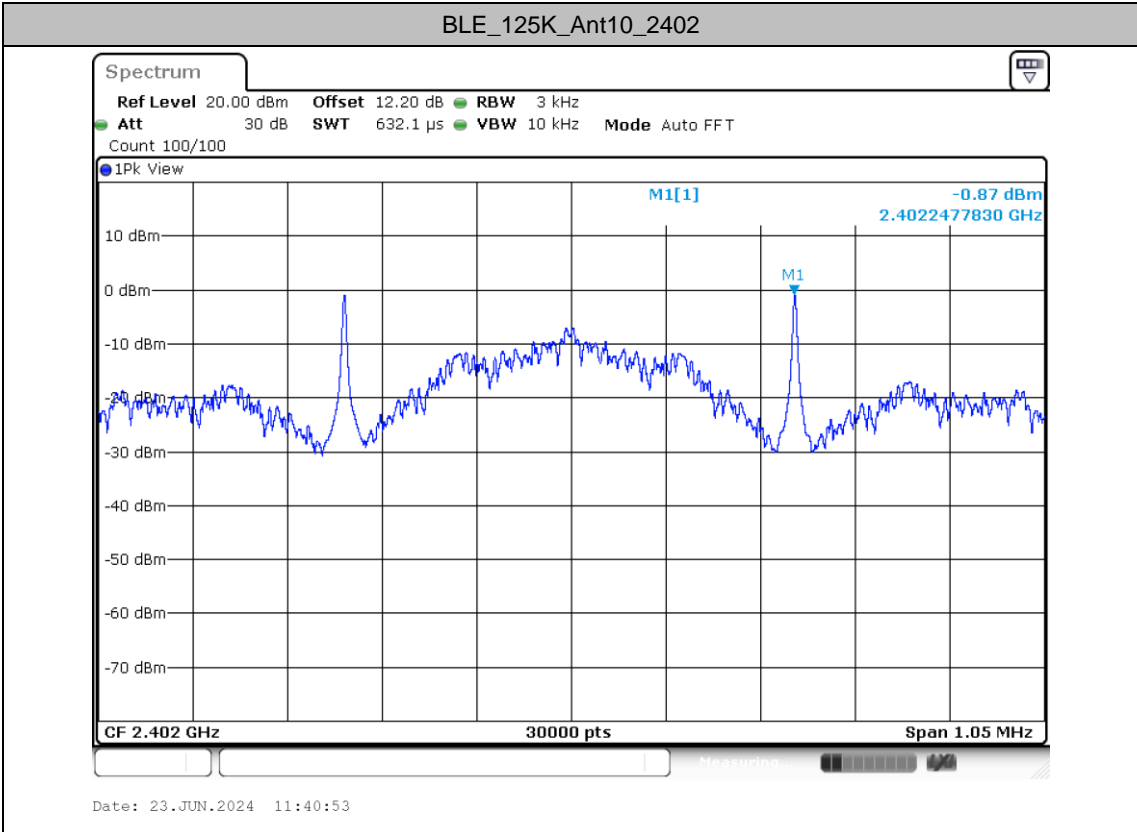
TestMode	Antenna	Freq(MHz)	Result[dBm/3kHz]	Limit[dBm/3kHz]	Verdict
BLE_2M	Ant10	2404	-12.03	≤8.00	PASS
		2440	-11.49	≤8.00	PASS
		2478	-11.40	≤8.00	PASS
BLE_125K	Ant10	2402	-0.87	≤8.00	PASS
		2440	-0.27	≤8.00	PASS
		2480	-0.22	≤8.00	PASS

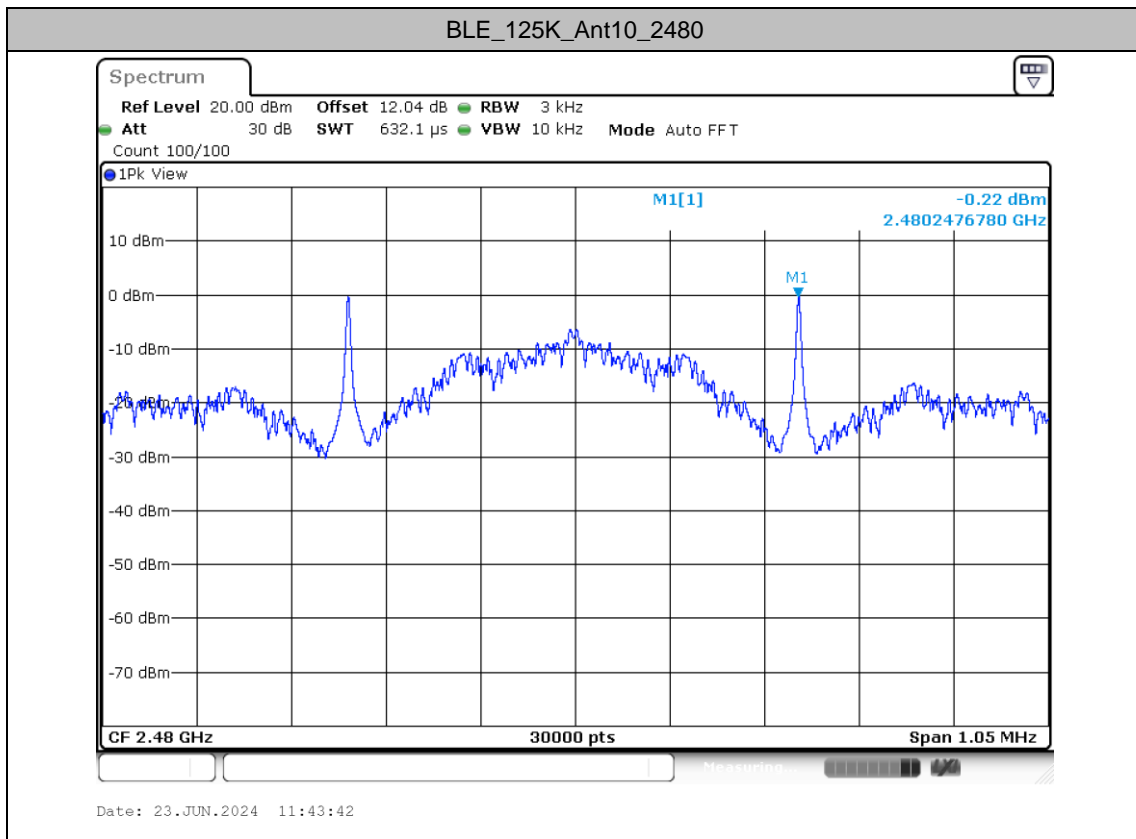


Test Graphs











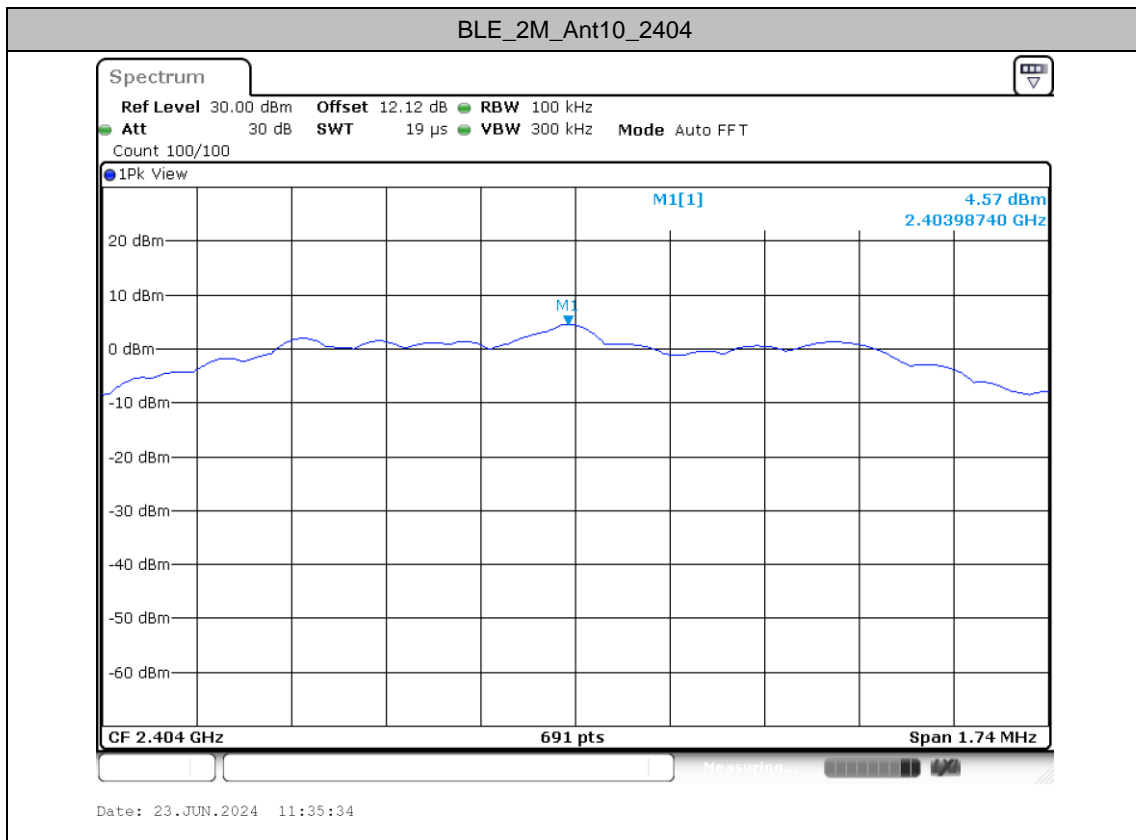
Reference level measurement

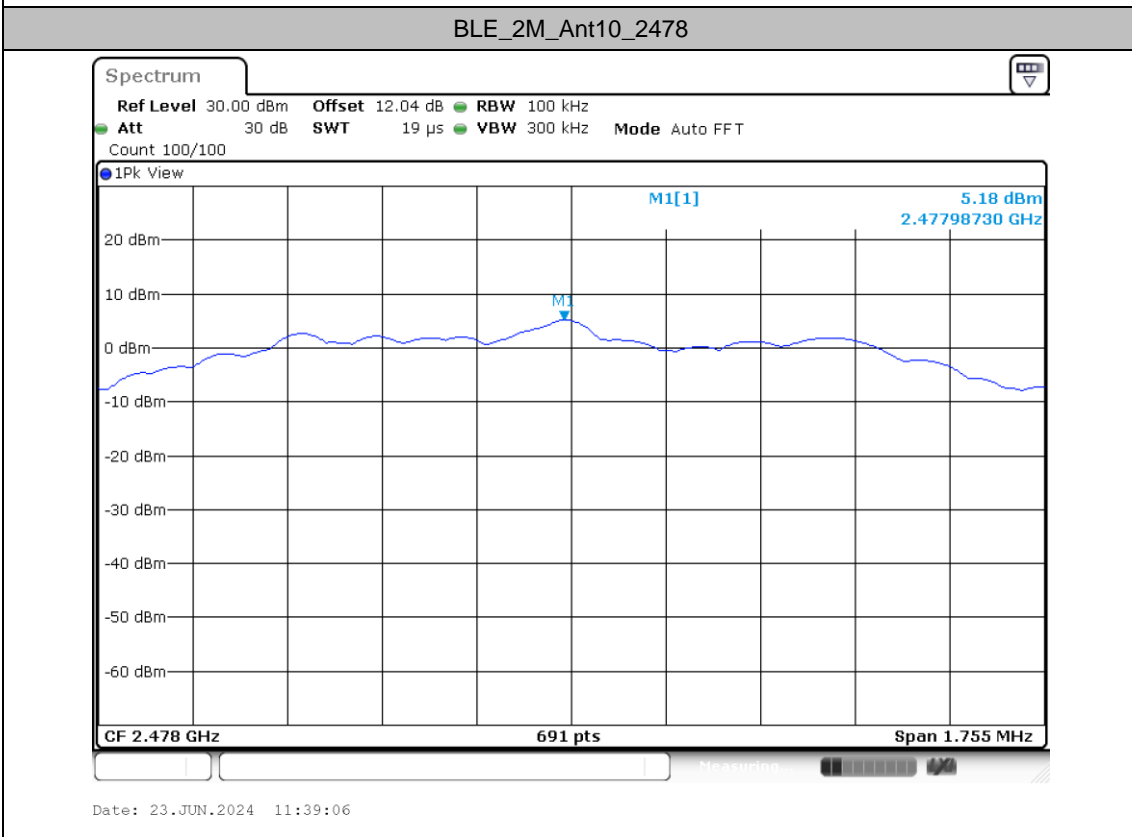
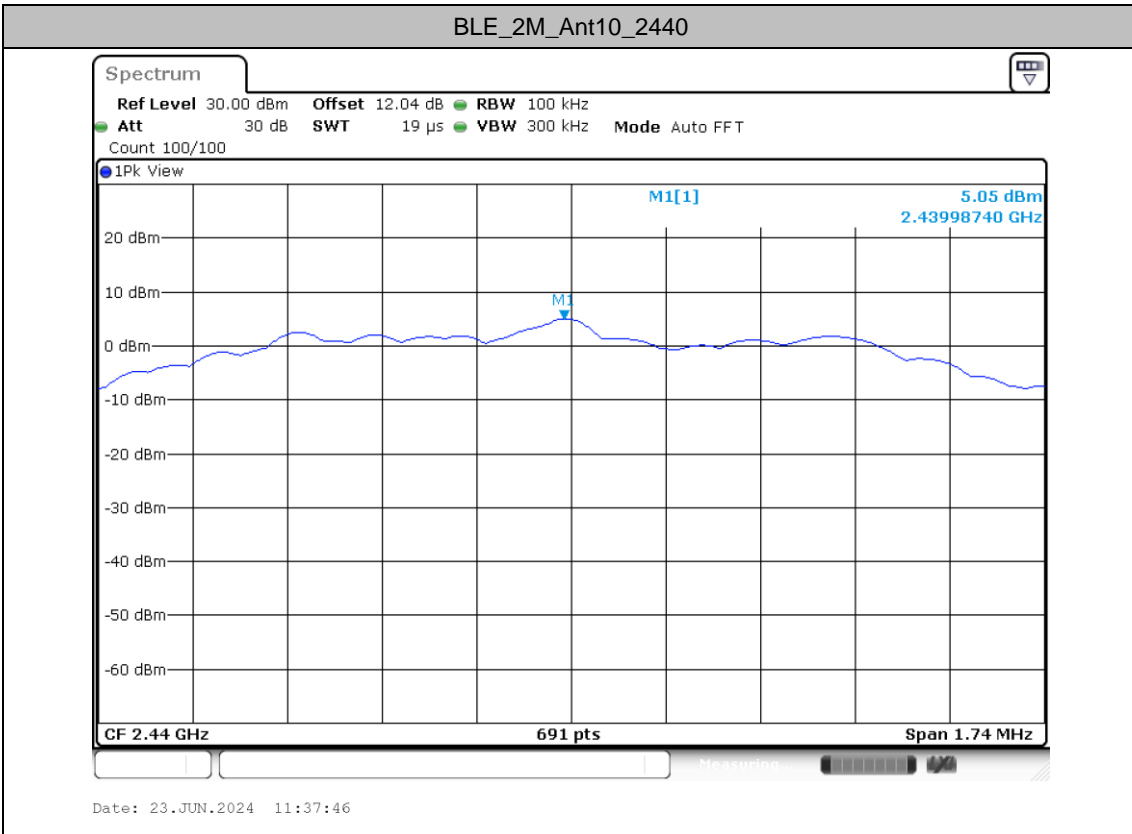
Test Result

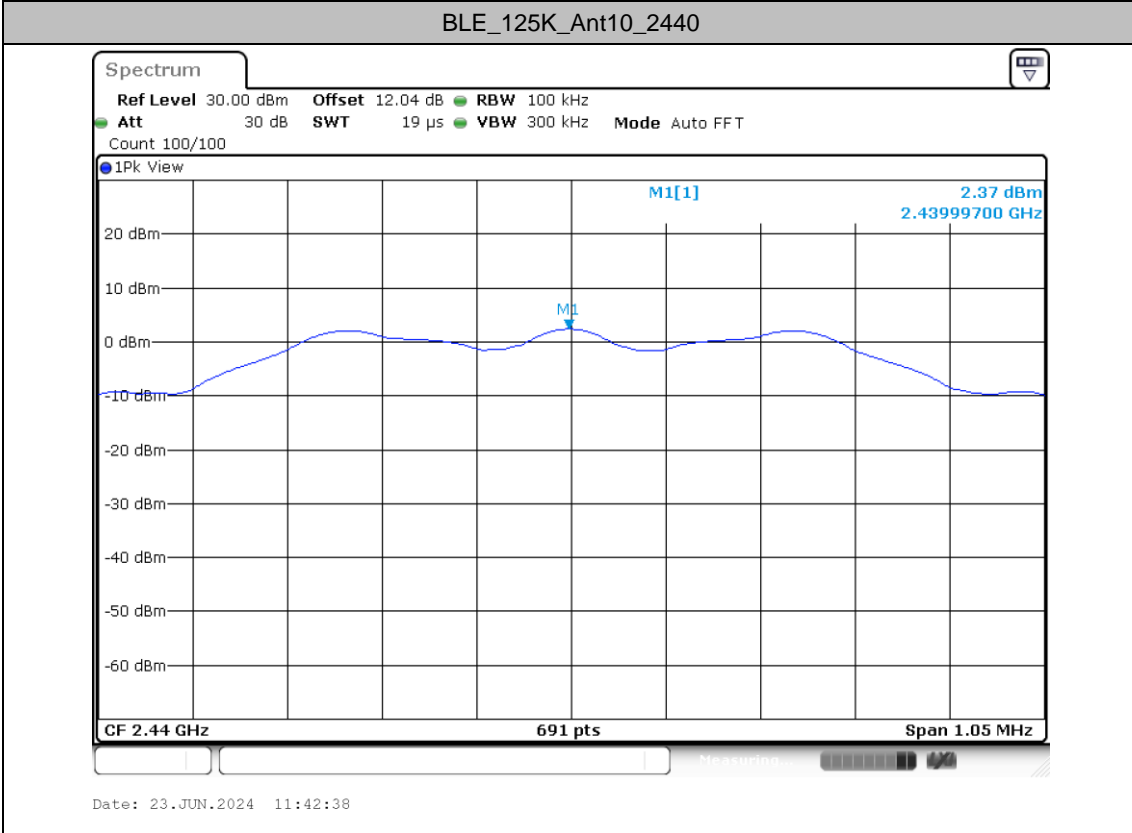
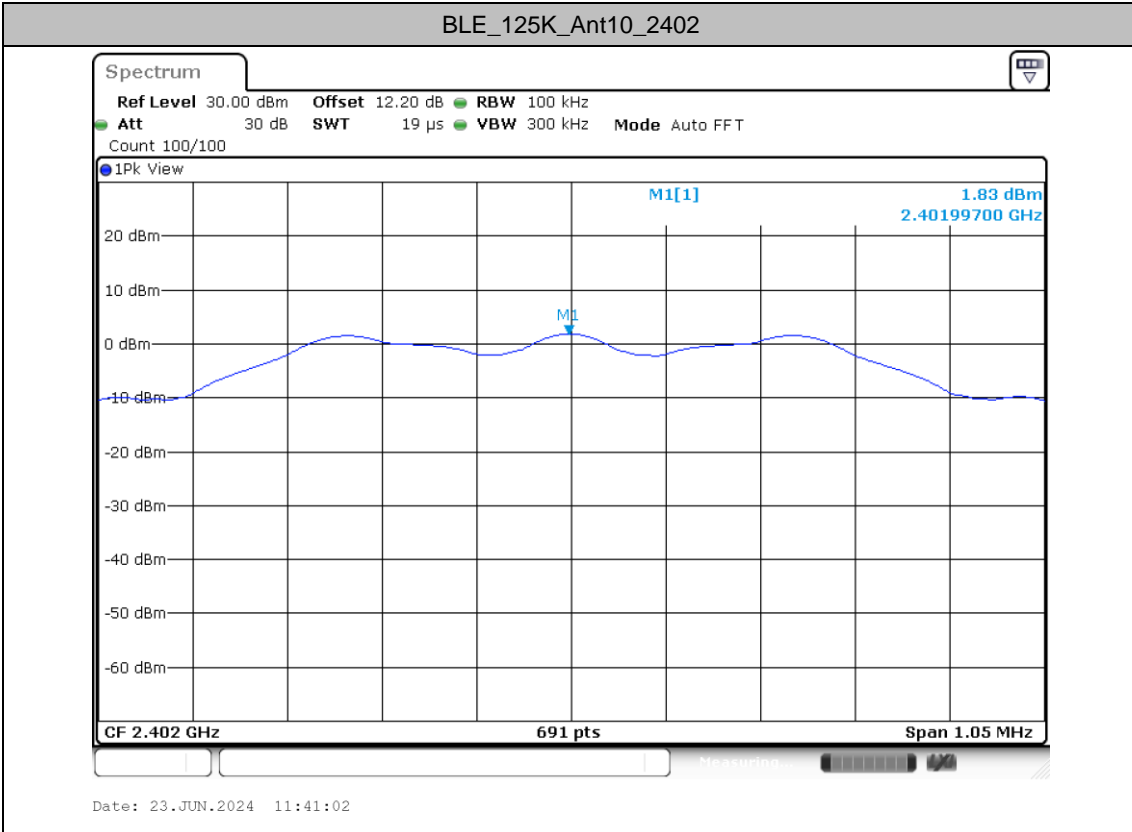
TestMode	Antenna	Freq(MHz)	Max.Point[MHz]	Result[dBm/100KHz]
BLE_2M	Ant10	2404	2403.99	4.57
		2440	2439.99	5.05
		2478	2477.99	5.18
BLE_125K	Ant10	2402	2402.00	1.83
		2440	2440.00	2.37
		2480	2480.00	2.47

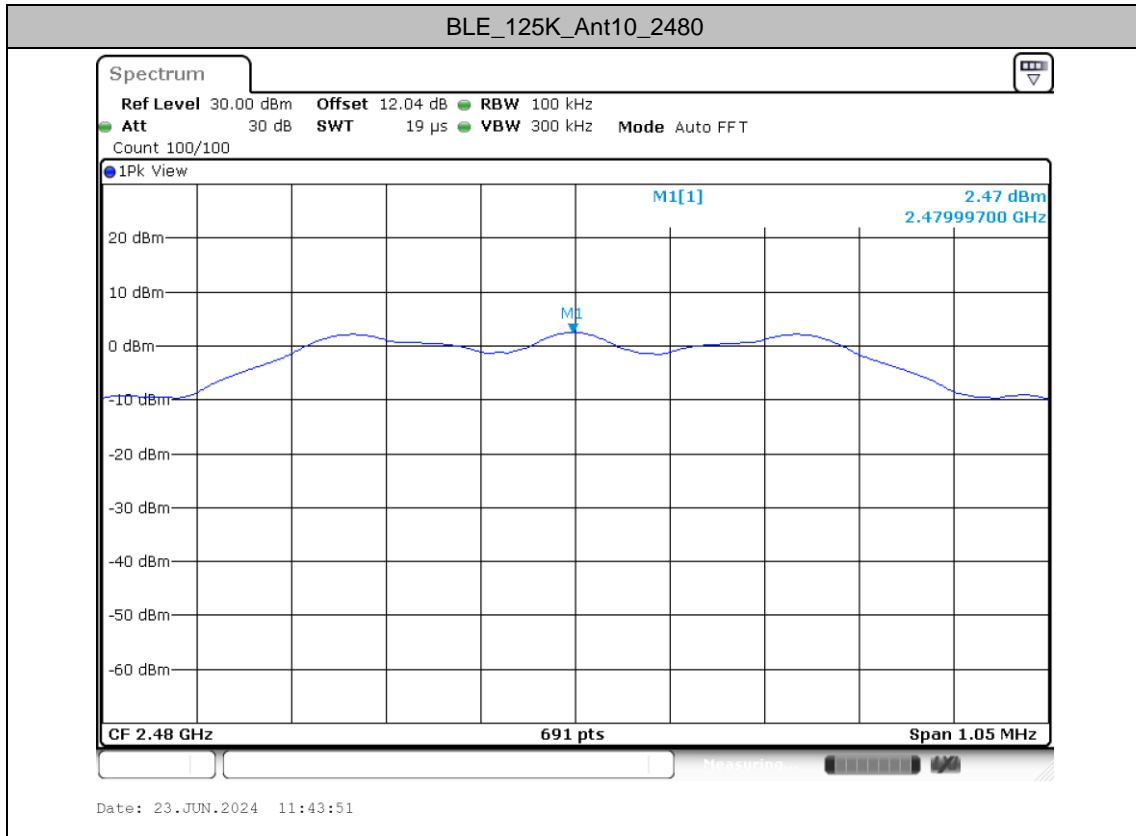


Test Graphs











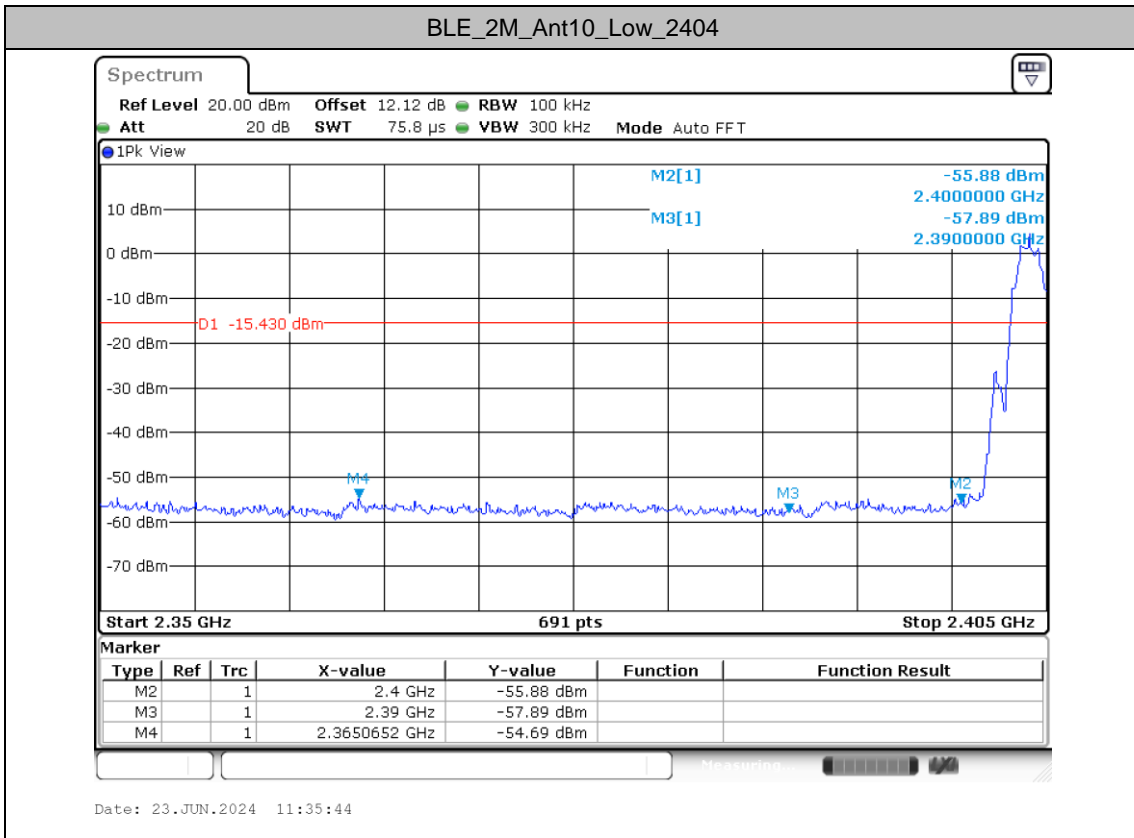
Band edge measurements

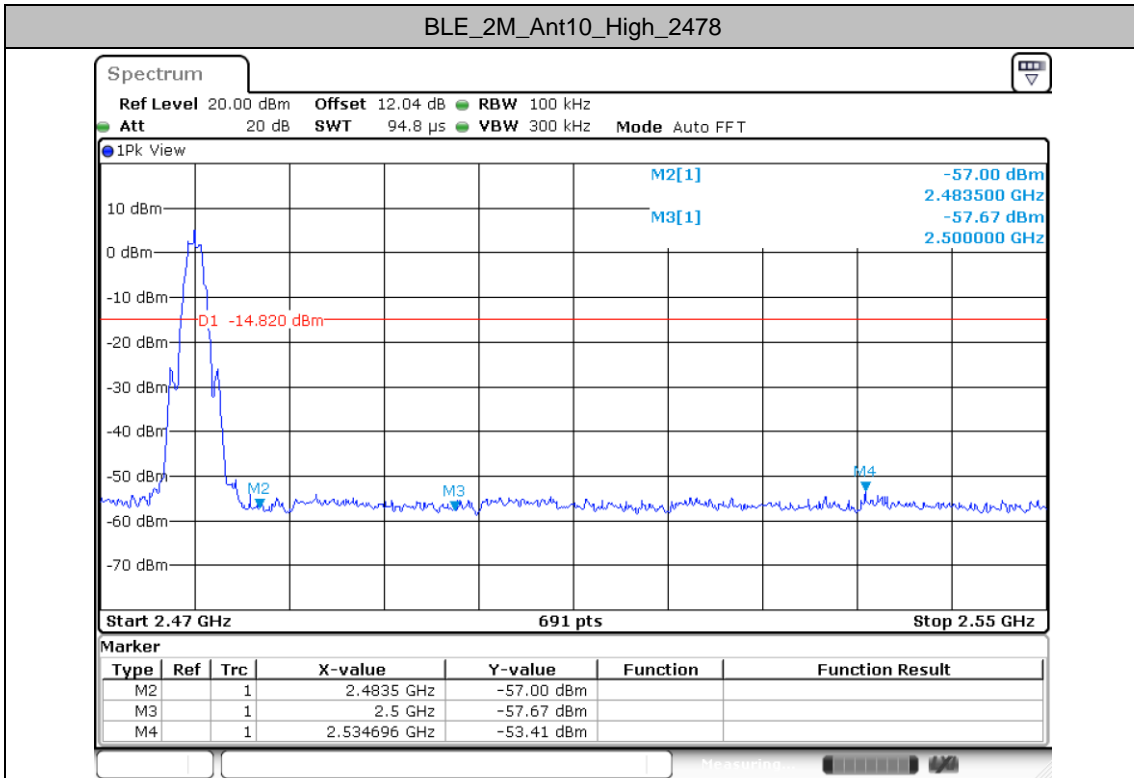
Test Result

TestMode	Ant	ChName	Freq (MHz)	RefLevel [dBm/100KHz]	Result [dBm/100KHz]	Limit [dBm/100KHz]	Verdict
BLE_2M	Ant10	Low	2404	4.57	-54.69	≤-15.43	PASS
		High	2478	5.18	-53.41	≤-14.82	PASS
BLE_125K	Ant10	Low	2402	1.83	-53.73	≤-18.17	PASS
		High	2480	2.47	-53.43	≤-17.53	PASS

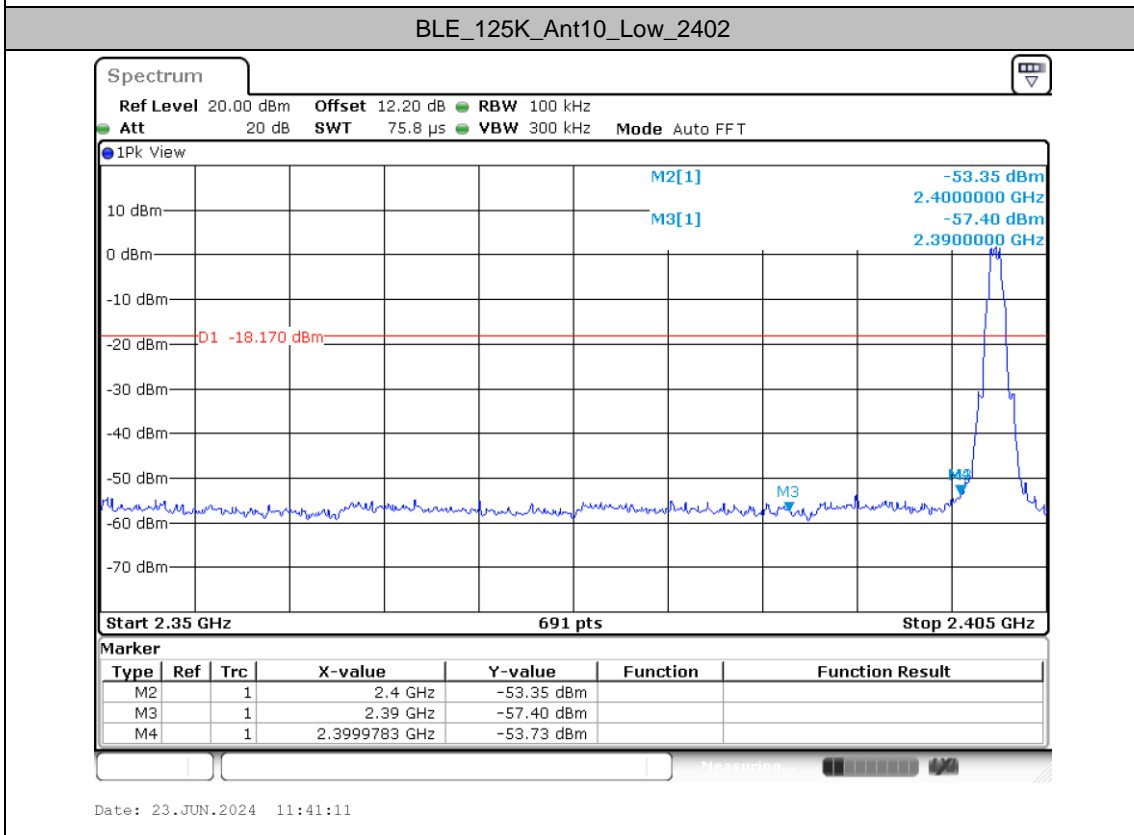


Test Graphs

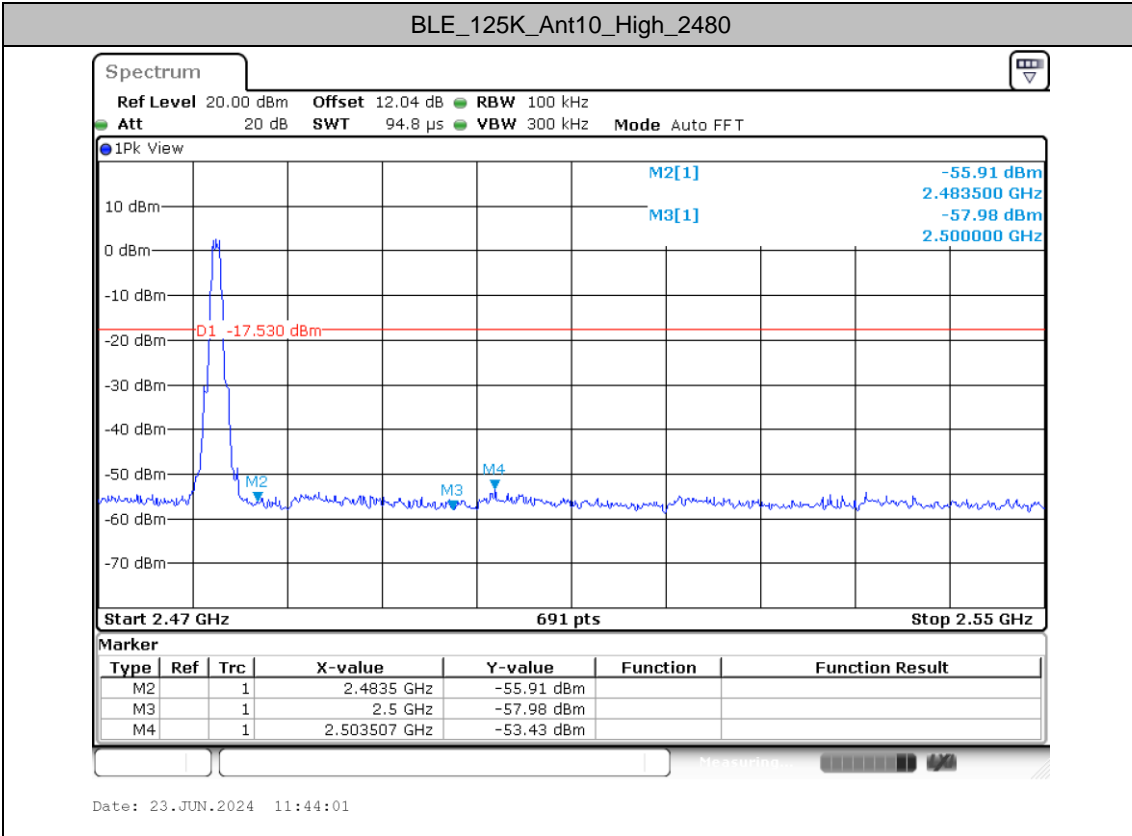




Date: 23.JUN.2024 11:39:15



Date: 23.JUN.2024 11:41:11





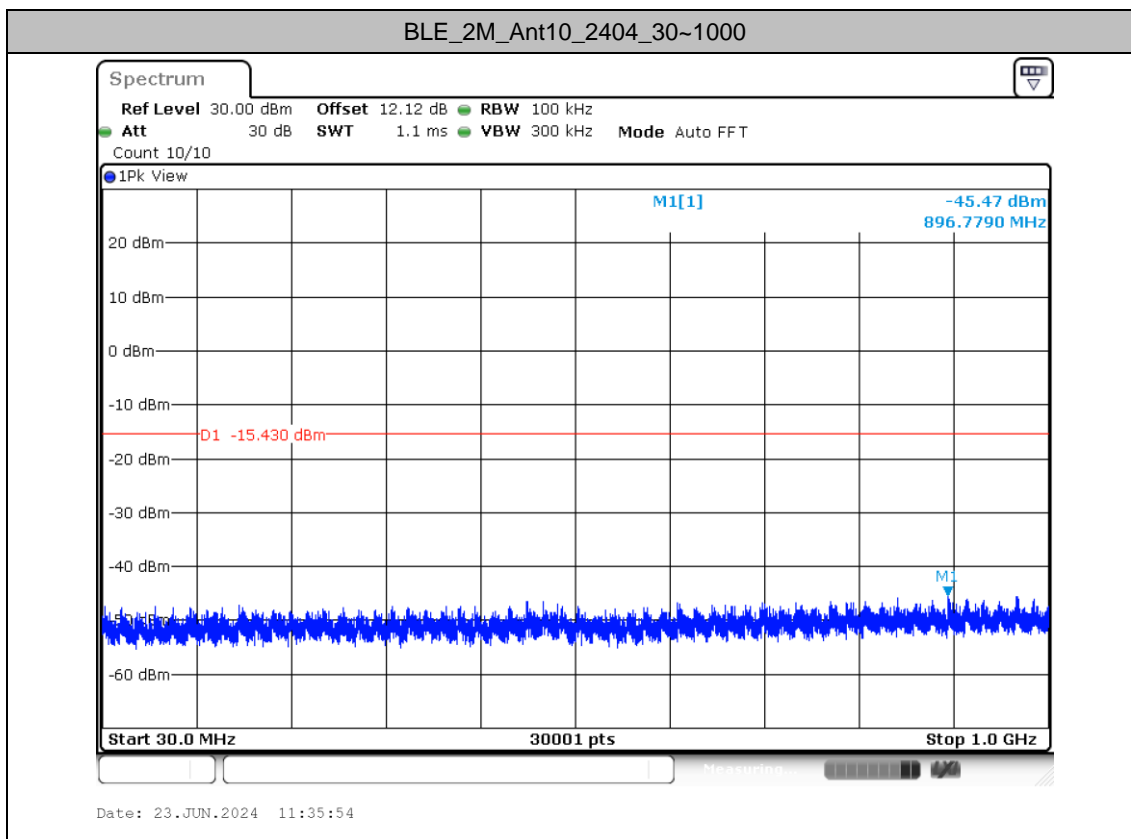
Conducted Spurious Emission

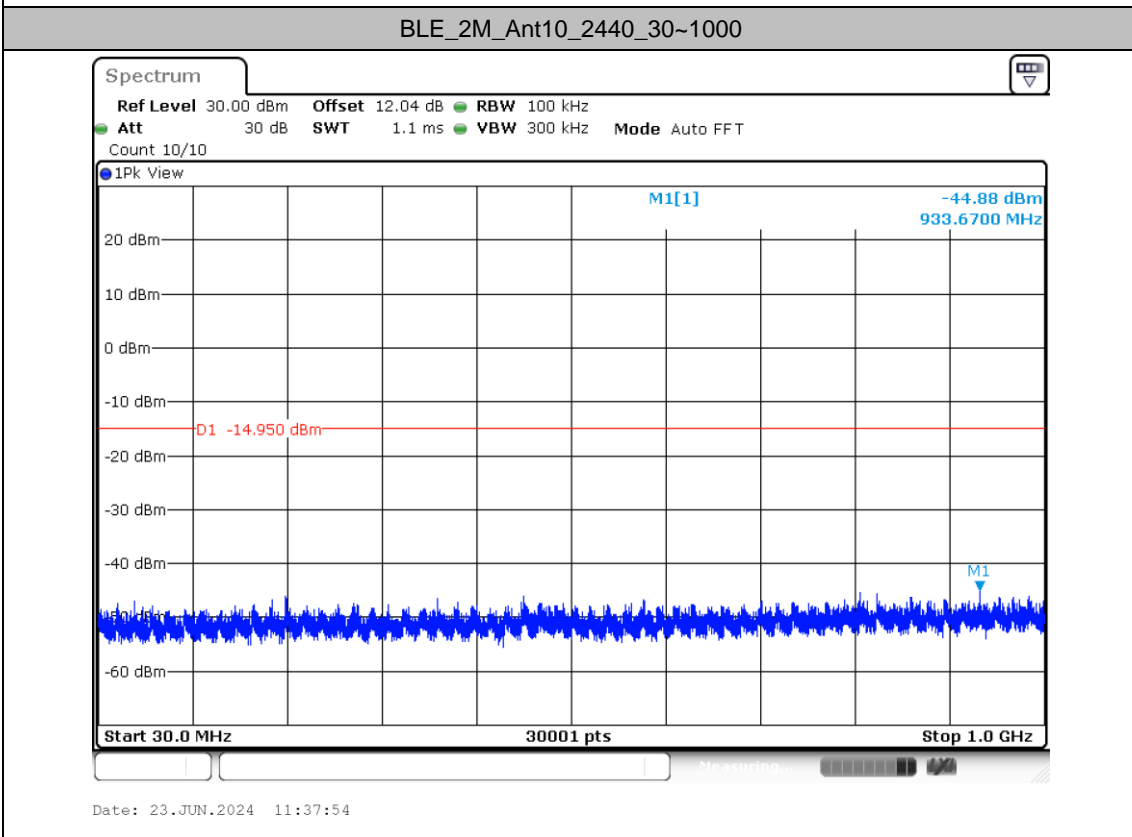
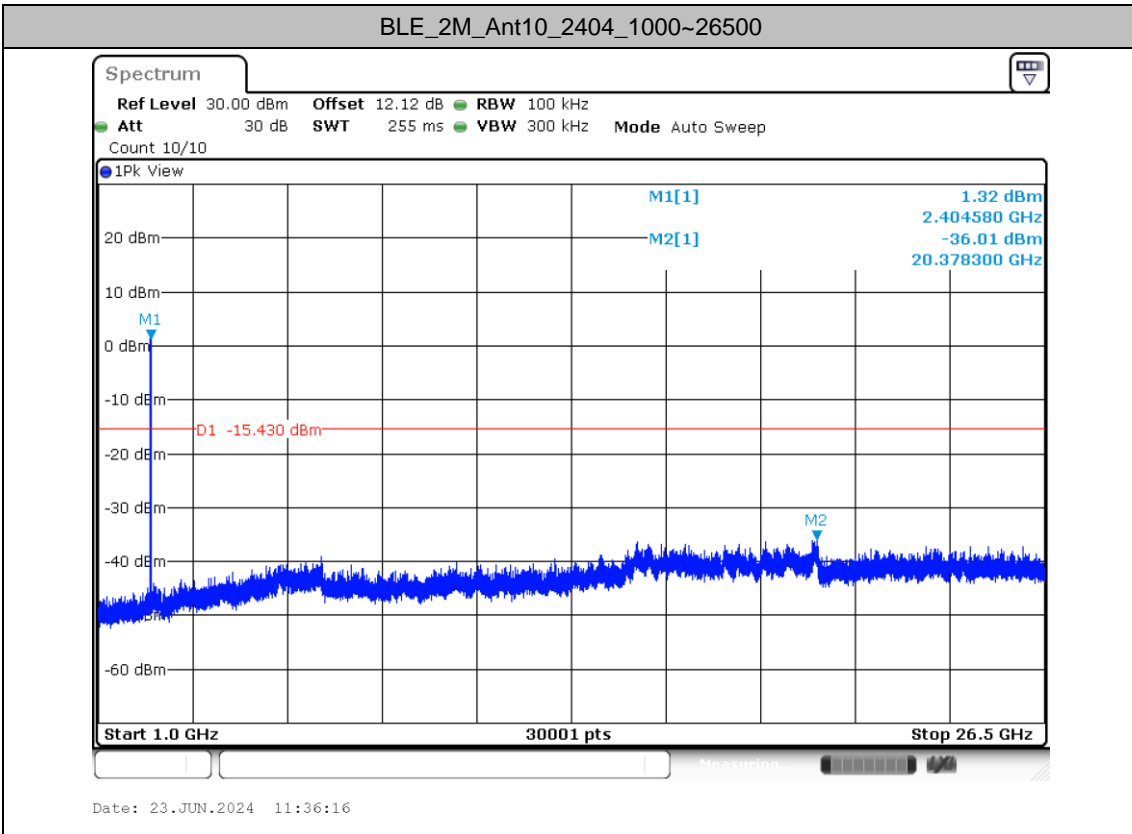
Test Result

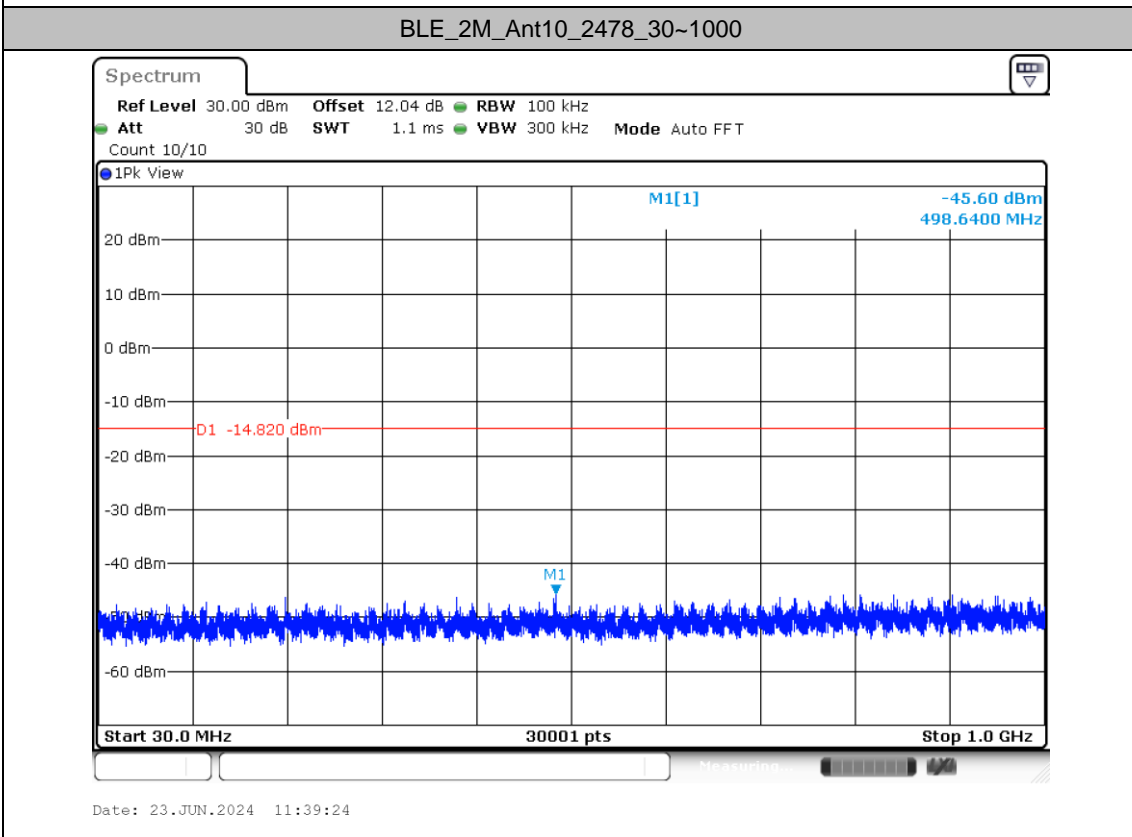
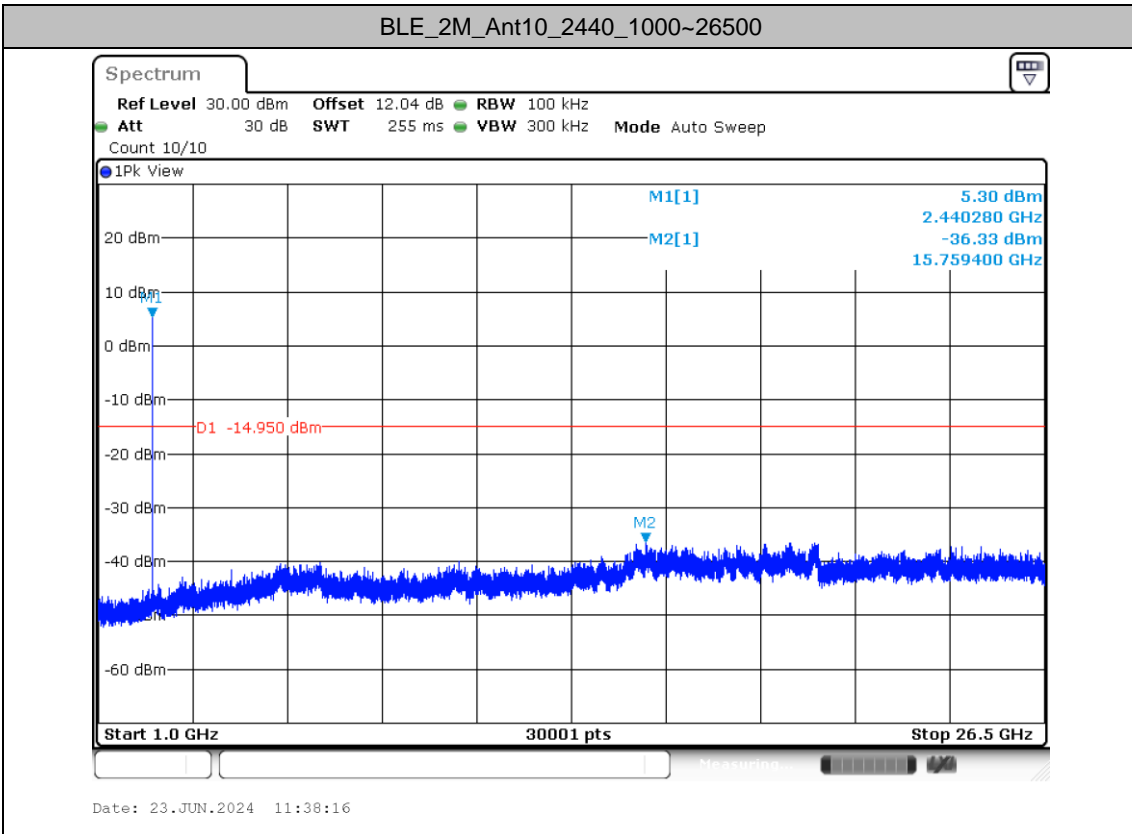
TestMode	Antenna	Freq(MHz)	FreqRange [MHz]	RefLevel [dBm/100KHz]	Result [dBm/100KHz]	Limit [dBm/100KHz]	Verdict
BLE_2M	Ant10	2404	30~1000	4.57	-45.47	≤-15.43	PASS
			1000~26500	4.57	-36.01	≤-15.43	PASS
		2440	30~1000	5.05	-44.88	≤-14.95	PASS
			1000~26500	5.05	-36.33	≤-14.95	PASS
		2478	30~1000	5.18	-45.6	≤-14.82	PASS
			1000~26500	5.18	-35.47	≤-14.82	PASS
BLE_125K	Ant10	2402	30~1000	1.83	-44.53	≤-18.17	PASS
			1000~26500	1.83	-35.39	≤-18.17	PASS
		2440	30~1000	2.37	-44.57	≤-17.63	PASS
			1000~26500	2.37	-36.31	≤-17.63	PASS
		2480	30~1000	2.47	-44.48	≤-17.53	PASS
			1000~26500	2.47	-36.08	≤-17.53	PASS

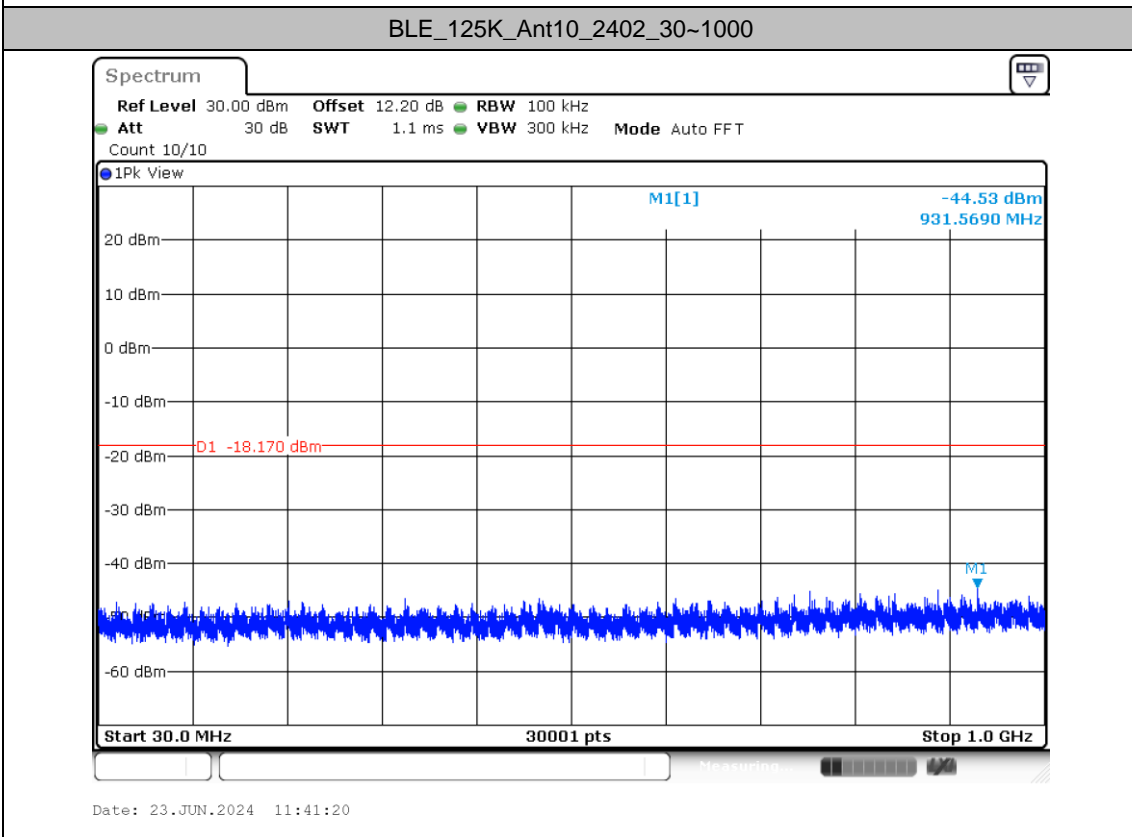
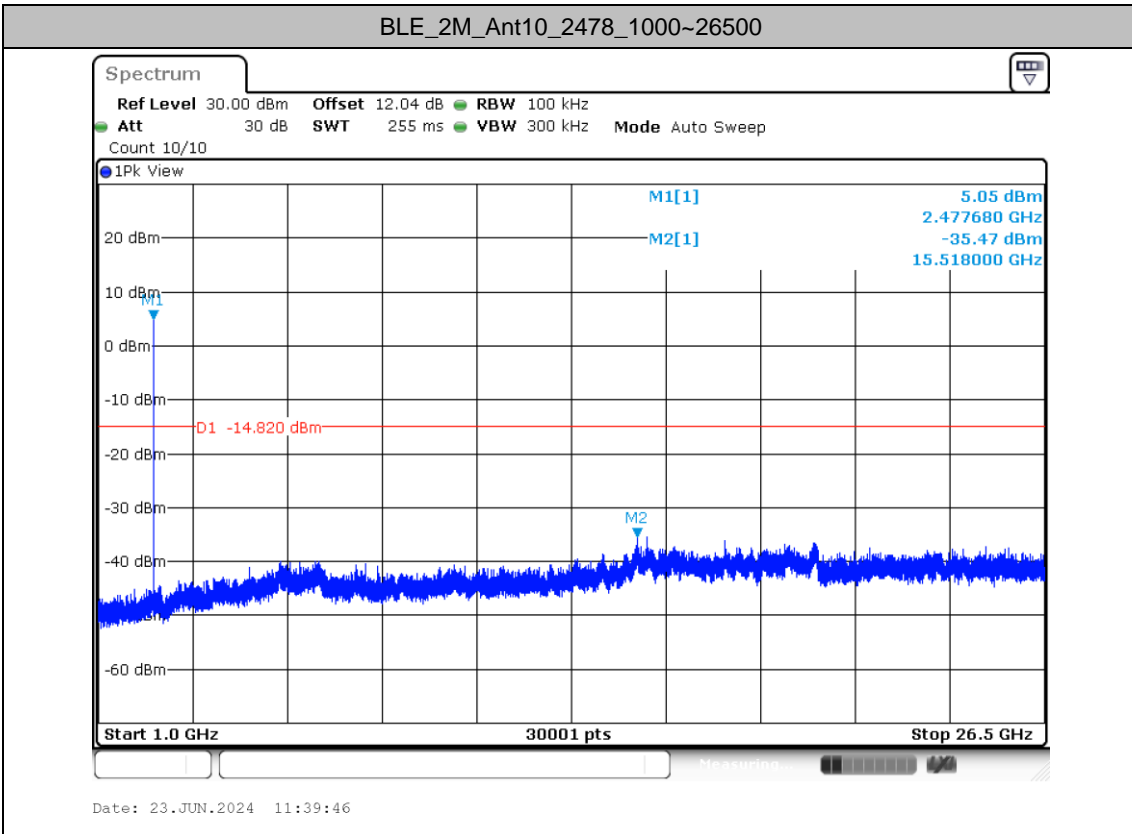


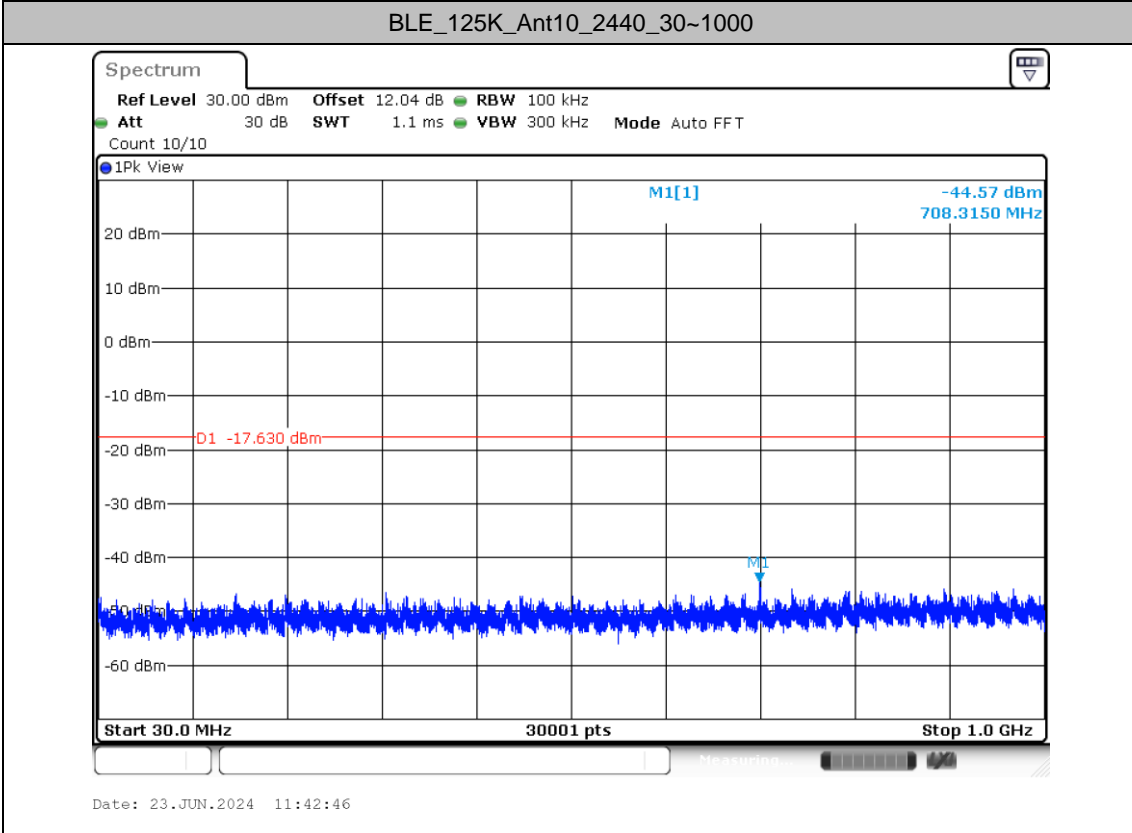
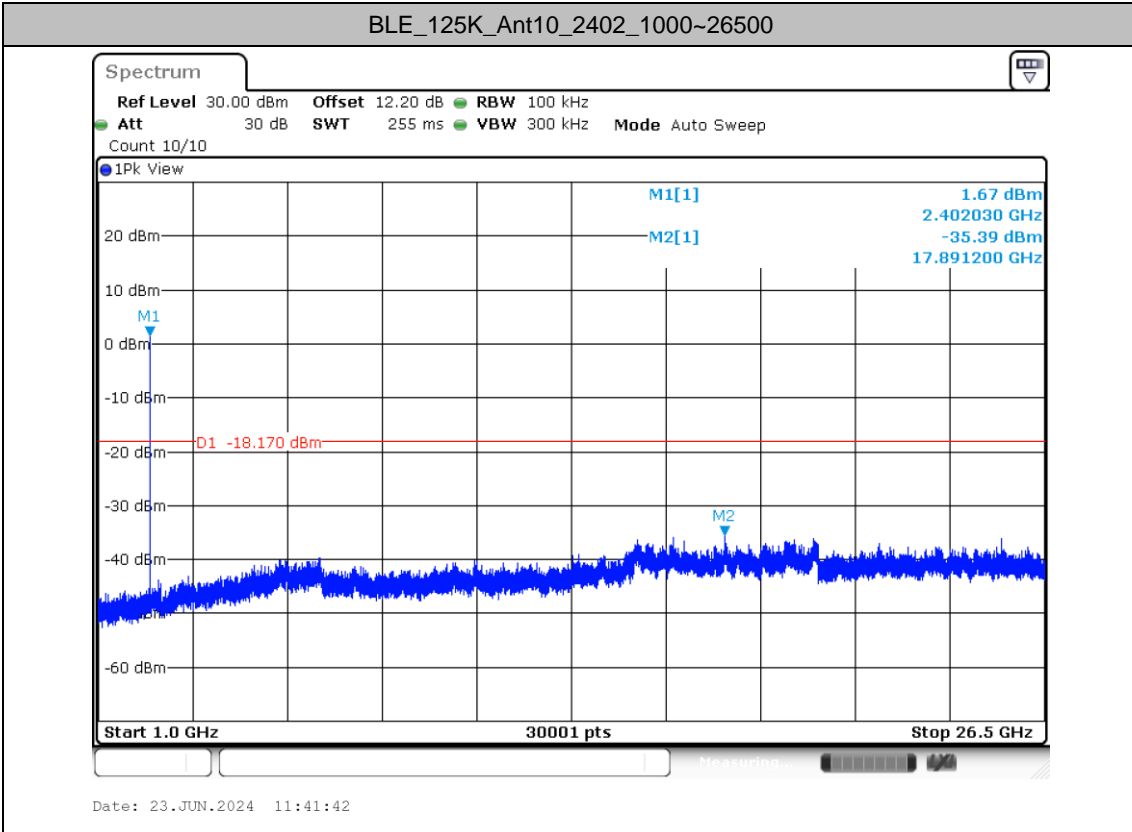
Test Graphs

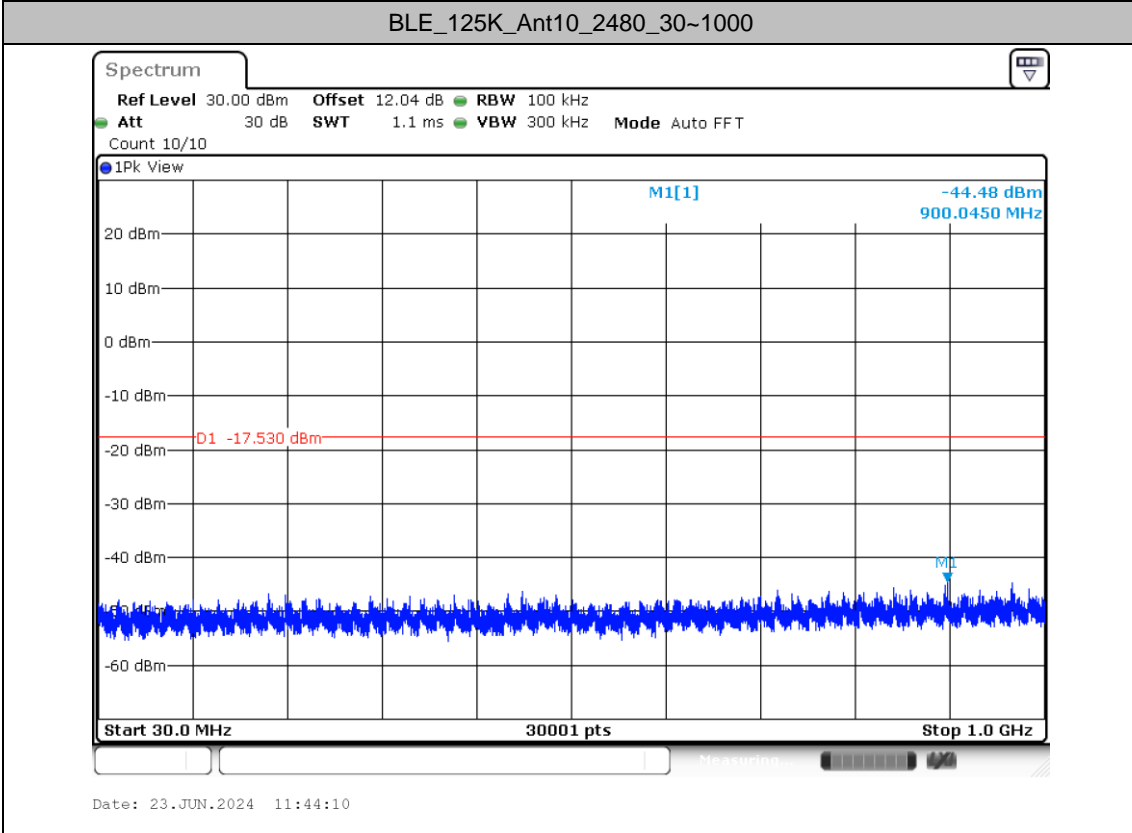
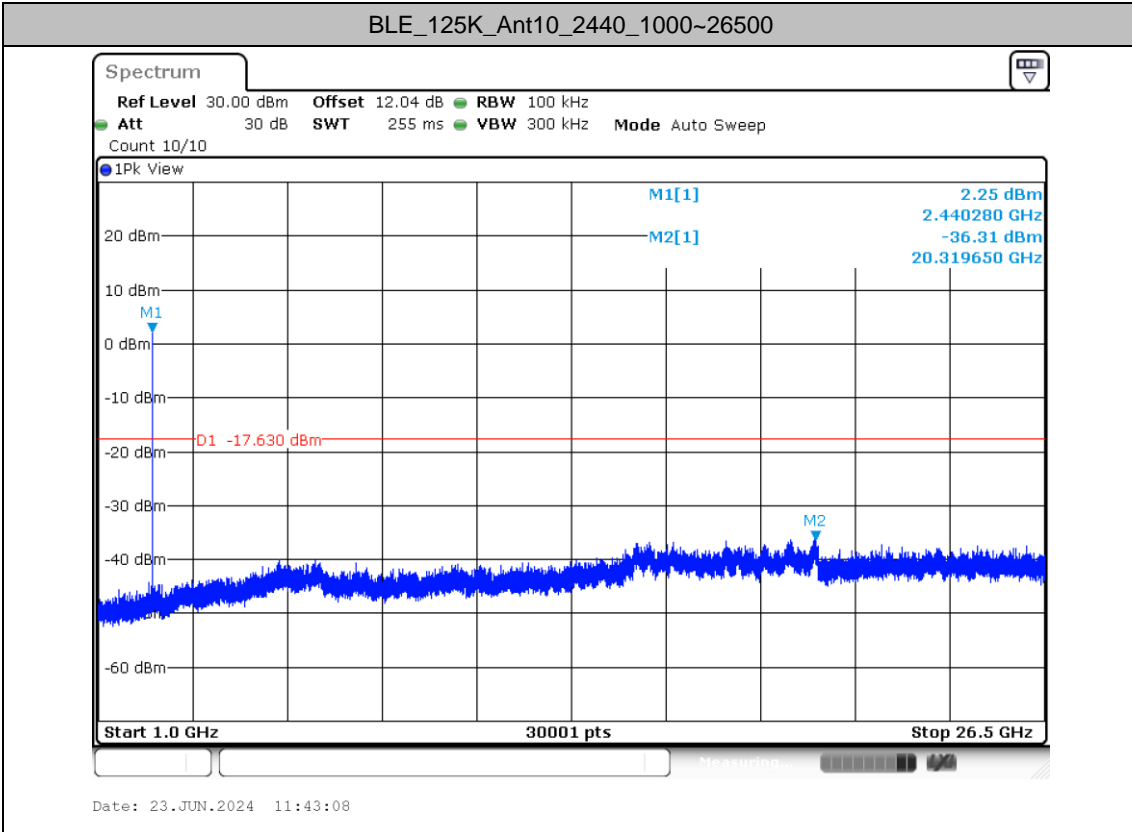


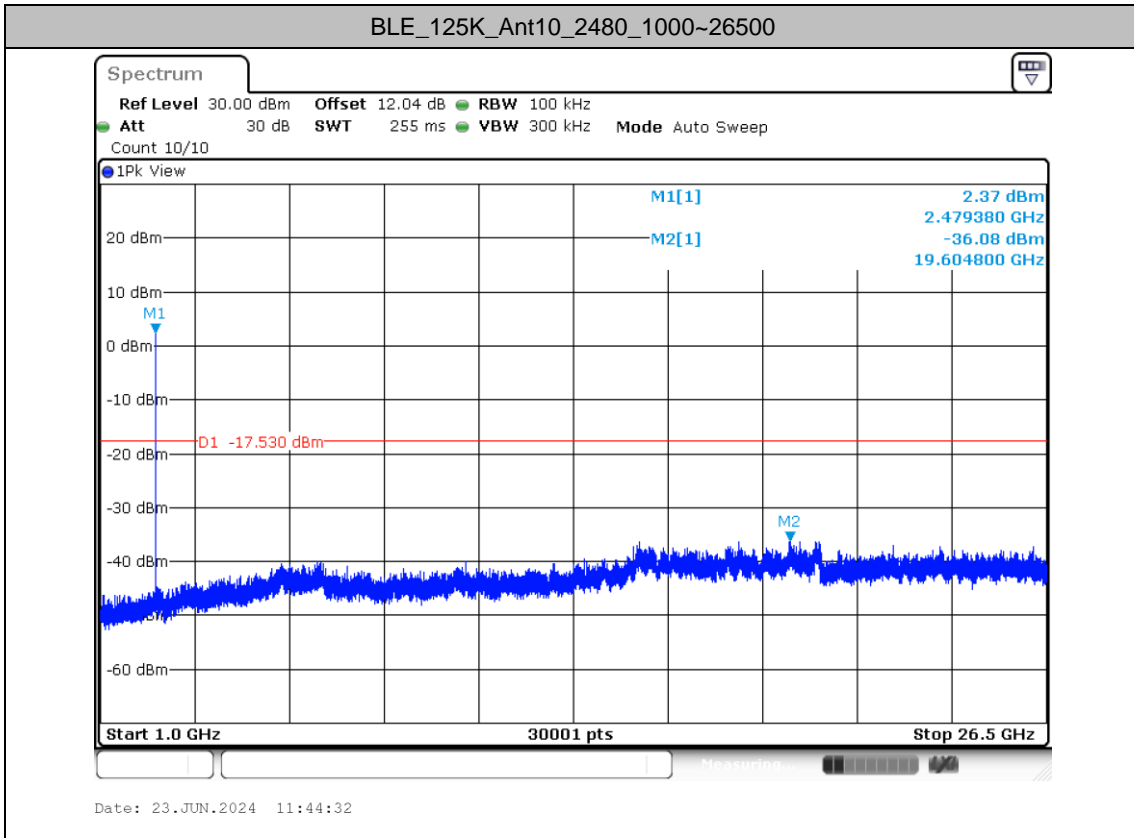








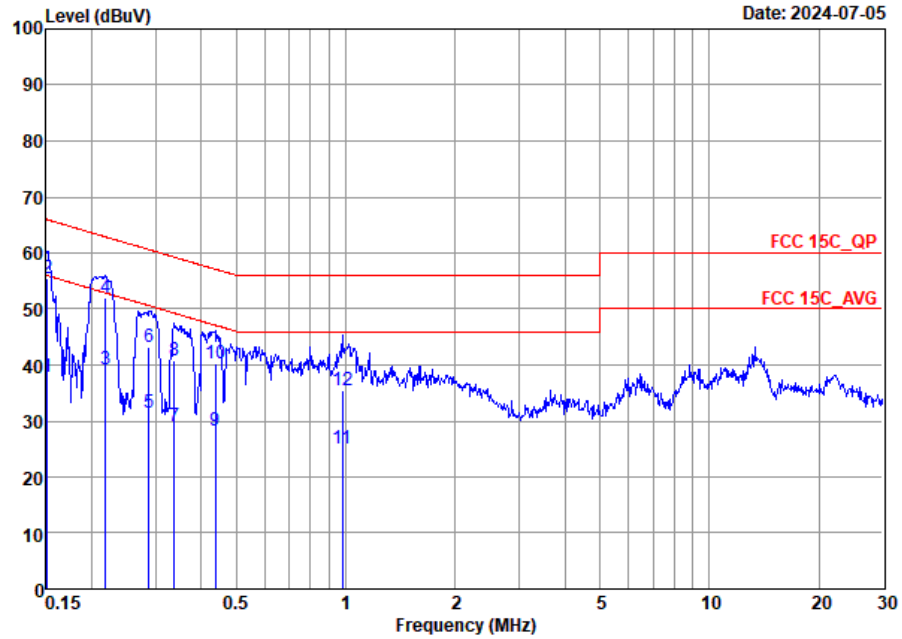






Appendix B. AC Conducted Emission Test Results

Test Engineer :	Yuki Tang	Temperature :	22~24°C
		Relative Humidity :	44~50%
Test Voltage :	120Vac / 60Hz	Phase :	Line
Remark :	All emissions not reported here are more than 10 dB below the prescribed limit.		

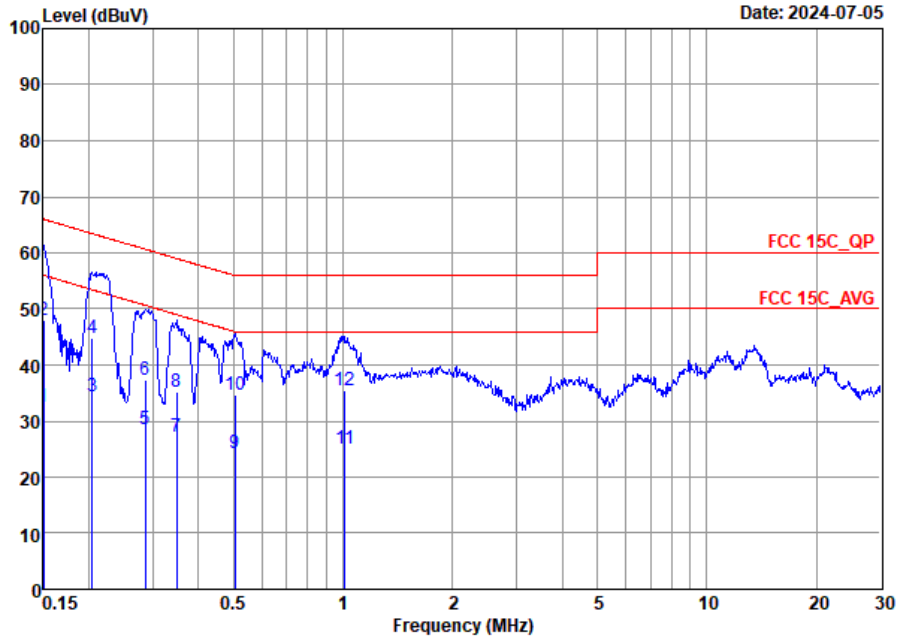


Site : CO01-SZ
 Condition: FCC 15C_QP AC LISN 100063_L LINE

	Freq	Level	Over Limit	Limit Line	Read Level	LISN Factor	Cable Loss	Remark
	MHz	dBuV	dB	dBuV	dBuV	dB	dB	
1	0.15	37.92	-18.04	55.96	17.41	10.38	10.13	Average
2 *	0.15	55.52	-10.44	65.96	35.01	10.38	10.13	QP
3	0.22	39.10	-13.78	52.88	18.61	10.34	10.15	Average
4	0.22	52.00	-10.88	62.88	31.51	10.34	10.15	QP
5	0.29	31.41	-19.18	50.59	11.20	10.06	10.15	Average
6	0.29	43.11	-17.48	60.59	22.90	10.06	10.15	QP
7	0.34	29.14	-20.13	49.27	8.80	10.18	10.16	Average
8	0.34	40.84	-18.43	59.27	20.50	10.18	10.16	QP
9	0.44	28.33	-18.78	47.11	7.80	10.37	10.16	Average
10	0.44	40.23	-16.88	57.11	19.70	10.37	10.16	QP
11	0.98	25.04	-20.96	46.00	4.60	10.28	10.16	Average
12	0.98	35.44	-20.56	56.00	15.00	10.28	10.16	QP



Test Engineer :	Yuki Tang	Temperature :	22~24°C
		Relative Humidity :	44~50%
Test Voltage :	120Vac / 60Hz	Phase :	Neutral
Remark :	All emissions not reported here are more than 10 dB below the prescribed limit.		



Site : C001-SZ
 Condition: FCC 15C_QP AC LISN 100063_N NEUTRAL

	Freq	Level	Over Limit	Limit Line	Read Level	LISN Factor	Cable Loss	Remark
	MHz	dBuV	dB	dBuV	dBuV	dB	dB	
1	0.15	32.66	-23.34	56.00	12.40	10.13	10.13	Average
2 *	0.15	47.96	-18.04	66.00	27.70	10.13	10.13	QP
3	0.20	34.51	-18.94	53.45	14.10	10.26	10.15	Average
4	0.20	44.71	-18.74	63.45	24.30	10.26	10.15	QP
5	0.29	28.65	-21.98	50.63	8.10	10.40	10.15	Average
6	0.29	37.25	-23.38	60.63	16.70	10.40	10.15	QP
7	0.35	27.19	-21.81	49.00	6.69	10.34	10.16	Average
8	0.35	35.19	-23.81	59.00	14.69	10.34	10.16	QP
9	0.50	24.29	-21.71	46.00	4.00	10.13	10.16	Average
10	0.50	34.79	-21.21	56.00	14.50	10.13	10.16	QP
11	1.01	25.18	-20.82	46.00	4.80	10.22	10.16	Average
12	1.01	35.38	-20.62	56.00	15.00	10.22	10.16	QP

Note:

- Level(dBμV) = Read Level(dBμV) + LISN Factor(dB) + Cable Loss(dB)
- Over Limit(dB) = Level(dBμV) – Limit Line(dBμV)



Appendix C. Radiated Spurious Emission Test Data

Test Engineer :	HuaCong Liang	Relative Humidity :	50%
		Temperature :	20-22°C

Radiated Spurious Emission Test Modes

Mode	Band (MHz)	Antenna	Modulation	Channel	Frequency	Data Rate	RU	Remark
Mode 5	2400-2483.5	10	Bluetooth-LE_GSKF	00	2402	125kbps	-	-
Mode 6	2400-2483.5	10	Bluetooth-LE_GSKF	19	2440	125kbps	-	-
Mode 7	2400-2483.5	10	Bluetooth-LE_GSKF	39	2480	125kbps	-	-
Mode 8	2400-2483.5	10	Bluetooth-LE_GSKF	01	2404	2Mbps	-	-
Mode 9	2400-2483.5	10	Bluetooth-LE_GSKF	38	2478	2Mbps	-	-
Mode 10	2400-2483.5	10	Bluetooth-LE_GSKF	38	2480	2Mbps	-	LF

Co-location

Mode	Band (MHz)	Antenna	Modulation	Channel	Frequency	Data Rate	RU	Remark
Mode 29	Co-TX	10	Bluetooth-LE_GSKF	38	2478	2Mbps	-	-
		0	LTE B13 Link	-	-	--	-	-



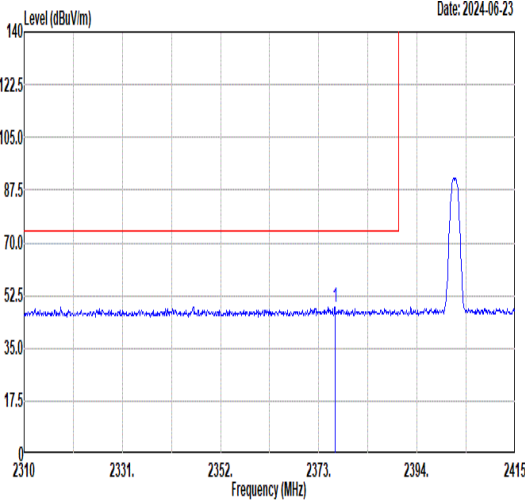
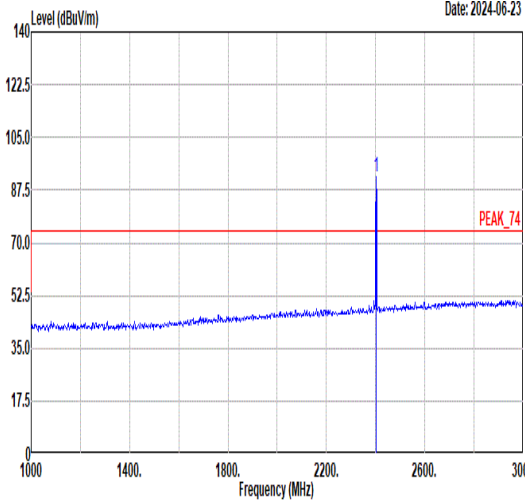
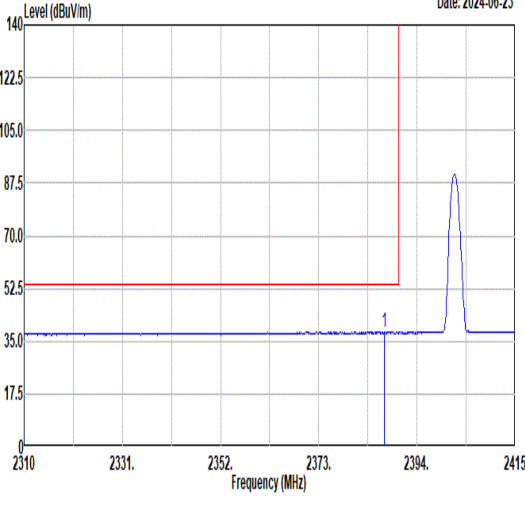
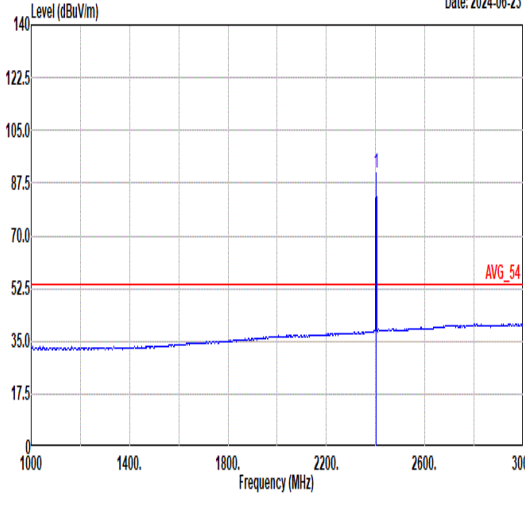
Summary of each worse mode

Mode	Modulation	Ch.	Freq. (MHz)	Level (dBuV/m)	Limit (dBuV/m)	Margin (dB)	Pol.	Peak Avg.	Result	Remark
5	Bluetooth-LE_GSKF	00	2386.97	38.21	54.00	-15.79	H	AVERAGE	Pass	Band Edge
	Bluetooth-LE_GSKF	00	4804.00	46.17	74.00	-27.83	H	Peak	Pass	Harmonic
6	Bluetooth-LE_GSKF	19	-	-	-	-	-	-	-	Band Edge
	Bluetooth-LE_GSKF	19	7320.00	47.64	74.00	-26.36	H	Peak	Pass	Harmonic
7	Bluetooth-LE_GSKF	39	2483.66	38.75	54.00	-15.25	V	AVERAGE	Pass	Band Edge
	Bluetooth-LE_GSKF	39	7440.00	47.77	74.00	-26.23	V	Peak	Pass	Harmonic
8	Bluetooth-LE_GSKF	01	2365.44	40.64	54.00	-13.36	H	AVERAGE	Pass	Band Edge
	Bluetooth-LE_GSKF	01	-	-	-	-	-	-	-	Harmonic
9	Bluetooth-LE_GSKF	38	2497.65	41.10	54.00	-12.90	H	AVERAGE	Pass	Band Edge
	Bluetooth-LE_GSKF	38	7434.00	46.74	74.00	-27.26	V	Peak	Pass	Harmonic
10	Bluetooth-LE_GSKF	38	38.73	24.57	40	-15.43	V	Peak	Pass	LF

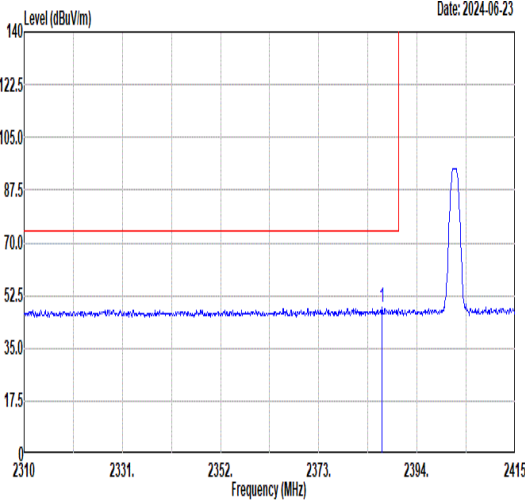
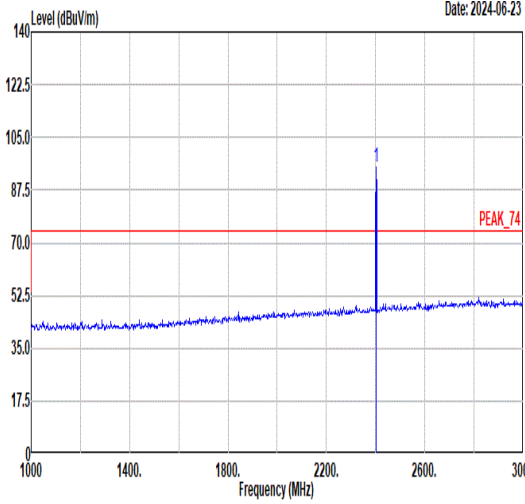
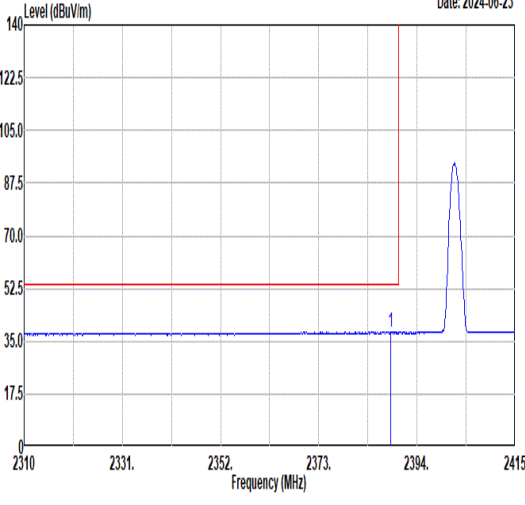
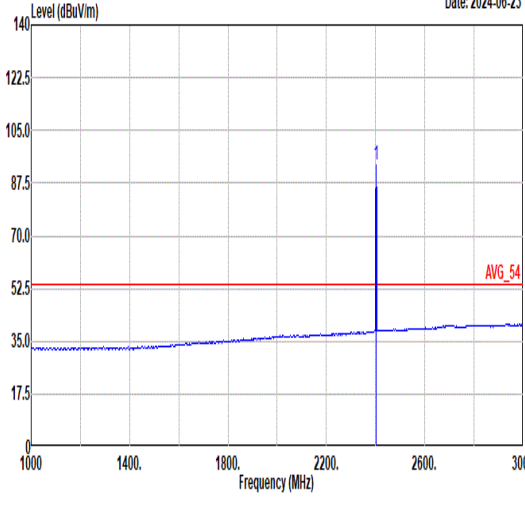
Summary of each worse mode

Mode	Modulation	Ch.	Freq. (MHz)	Level (dBuV/m)	Limit (dBuV/m)	Margin (dB)	Pol.	Peak Avg.	Result	Remark
29	CO-TX	38	2495.18	40.08	54.00	-13.92	V	AVERAGE	Pass	Band Edge
		38	7434.00	45.80	74.00	-28.20	V	Peak	Pass	Harmonic



Mode	5																																																																																	
	Band Edge																																																																																	
	2400-2483.5_Bluetooth-LE_GSKF_CH00_2402MHz																																																																																	
ANT	10																																																																																	
Pol.	Horizontal	Fundamental																																																																																
Peak	 <p>Date: 2024-06-23</p> <table border="1"> <thead> <tr> <th>Limit</th> <th>Margin</th> <th>Read</th> <th>Ant</th> <th>Cable</th> <th>Preamp</th> <th>APos</th> <th>TPos</th> <th>Remark</th> </tr> <tr> <th>Freq</th> <th>Level</th> <th>Line</th> <th>(dB)</th> <th>Level</th> <th>Factor</th> <th>Loss</th> <th>Factor</th> <th></th> </tr> <tr> <th>MHz</th> <th>dBuV/m</th> <th>dBuV/m</th> <th>dB</th> <th>dBuV</th> <th>dB/m</th> <th>dB</th> <th>dB</th> <th>cm</th> <th>deg</th> </tr> </thead> <tbody> <tr> <td>1</td> <td>2376.47</td> <td>48.87</td> <td>74.00</td> <td>-25.13</td> <td>40.99</td> <td>32.23</td> <td>7.72</td> <td>32.07</td> <td>244</td> <td>131</td> <td>PEAK</td> </tr> </tbody> </table>	Limit	Margin	Read	Ant	Cable	Preamp	APos	TPos	Remark	Freq	Level	Line	(dB)	Level	Factor	Loss	Factor		MHz	dBuV/m	dBuV/m	dB	dBuV	dB/m	dB	dB	cm	deg	1	2376.47	48.87	74.00	-25.13	40.99	32.23	7.72	32.07	244	131	PEAK	 <p>Date: 2024-06-23</p> <table border="1"> <thead> <tr> <th>Limit</th> <th>Margin</th> <th>Read</th> <th>Ant</th> <th>Cable</th> <th>Preamp</th> <th>APos</th> <th>TPos</th> <th>Remark</th> </tr> <tr> <th>Freq</th> <th>Level</th> <th>Line</th> <th>(dB)</th> <th>Level</th> <th>Factor</th> <th>Loss</th> <th>Factor</th> <th></th> </tr> <tr> <th>MHz</th> <th>dBuV/m</th> <th>dBuV/m</th> <th>dB</th> <th>dBuV</th> <th>dB/m</th> <th>dB</th> <th>dB</th> <th>cm</th> <th>deg</th> </tr> </thead> <tbody> <tr> <td>1</td> <td>2402.00</td> <td>91.89</td> <td>-----</td> <td>-----</td> <td>83.90</td> <td>32.28</td> <td>7.79</td> <td>32.08</td> <td>244</td> <td>131</td> <td>PEAK</td> </tr> </tbody> </table>	Limit	Margin	Read	Ant	Cable	Preamp	APos	TPos	Remark	Freq	Level	Line	(dB)	Level	Factor	Loss	Factor		MHz	dBuV/m	dBuV/m	dB	dBuV	dB/m	dB	dB	cm	deg	1	2402.00	91.89	-----	-----	83.90	32.28	7.79	32.08	244	131	PEAK
	Limit	Margin	Read	Ant	Cable	Preamp	APos	TPos	Remark																																																																									
Freq	Level	Line	(dB)	Level	Factor	Loss	Factor																																																																											
MHz	dBuV/m	dBuV/m	dB	dBuV	dB/m	dB	dB	cm	deg																																																																									
1	2376.47	48.87	74.00	-25.13	40.99	32.23	7.72	32.07	244	131	PEAK																																																																							
Limit	Margin	Read	Ant	Cable	Preamp	APos	TPos	Remark																																																																										
Freq	Level	Line	(dB)	Level	Factor	Loss	Factor																																																																											
MHz	dBuV/m	dBuV/m	dB	dBuV	dB/m	dB	dB	cm	deg																																																																									
1	2402.00	91.89	-----	-----	83.90	32.28	7.79	32.08	244	131	PEAK																																																																							
Avg	 <p>Date: 2024-06-23</p> <table border="1"> <thead> <tr> <th>Limit</th> <th>Margin</th> <th>Read</th> <th>Ant</th> <th>Cable</th> <th>Preamp</th> <th>APos</th> <th>TPos</th> <th>Remark</th> </tr> <tr> <th>Freq</th> <th>Level</th> <th>Line</th> <th>(dB)</th> <th>Level</th> <th>Factor</th> <th>Loss</th> <th>Factor</th> <th></th> </tr> <tr> <th>MHz</th> <th>dBuV/m</th> <th>dBuV/m</th> <th>dB</th> <th>dBuV</th> <th>dB/m</th> <th>dB</th> <th>dB</th> <th>cm</th> <th>deg</th> </tr> </thead> <tbody> <tr> <td>1</td> <td>2386.97</td> <td>38.21</td> <td>54.00</td> <td>-15.79</td> <td>30.29</td> <td>32.25</td> <td>7.75</td> <td>32.08</td> <td>244</td> <td>131</td> <td>AVERAGE</td> </tr> </tbody> </table>	Limit	Margin	Read	Ant	Cable	Preamp	APos	TPos	Remark	Freq	Level	Line	(dB)	Level	Factor	Loss	Factor		MHz	dBuV/m	dBuV/m	dB	dBuV	dB/m	dB	dB	cm	deg	1	2386.97	38.21	54.00	-15.79	30.29	32.25	7.75	32.08	244	131	AVERAGE	 <p>Date: 2024-06-23</p> <table border="1"> <thead> <tr> <th>Limit</th> <th>Margin</th> <th>Read</th> <th>Ant</th> <th>Cable</th> <th>Preamp</th> <th>APos</th> <th>TPos</th> <th>Remark</th> </tr> <tr> <th>Freq</th> <th>Level</th> <th>Line</th> <th>(dB)</th> <th>Level</th> <th>Factor</th> <th>Loss</th> <th>Factor</th> <th></th> </tr> <tr> <th>MHz</th> <th>dBuV/m</th> <th>dBuV/m</th> <th>dB</th> <th>dBuV</th> <th>dB/m</th> <th>dB</th> <th>dB</th> <th>cm</th> <th>deg</th> </tr> </thead> <tbody> <tr> <td>1</td> <td>2402.00</td> <td>90.61</td> <td>-----</td> <td>-----</td> <td>82.62</td> <td>32.28</td> <td>7.79</td> <td>32.08</td> <td>244</td> <td>131</td> <td>AVERAGE</td> </tr> </tbody> </table>	Limit	Margin	Read	Ant	Cable	Preamp	APos	TPos	Remark	Freq	Level	Line	(dB)	Level	Factor	Loss	Factor		MHz	dBuV/m	dBuV/m	dB	dBuV	dB/m	dB	dB	cm	deg	1	2402.00	90.61	-----	-----	82.62	32.28	7.79	32.08	244	131	AVERAGE
Limit	Margin	Read	Ant	Cable	Preamp	APos	TPos	Remark																																																																										
Freq	Level	Line	(dB)	Level	Factor	Loss	Factor																																																																											
MHz	dBuV/m	dBuV/m	dB	dBuV	dB/m	dB	dB	cm	deg																																																																									
1	2386.97	38.21	54.00	-15.79	30.29	32.25	7.75	32.08	244	131	AVERAGE																																																																							
Limit	Margin	Read	Ant	Cable	Preamp	APos	TPos	Remark																																																																										
Freq	Level	Line	(dB)	Level	Factor	Loss	Factor																																																																											
MHz	dBuV/m	dBuV/m	dB	dBuV	dB/m	dB	dB	cm	deg																																																																									
1	2402.00	90.61	-----	-----	82.62	32.28	7.79	32.08	244	131	AVERAGE																																																																							



Mode	5																																																																															
	Band Edge																																																																															
	2400-2483.5_Bluetooth-LE_GSKF_CH00_2402MHz																																																																															
ANT	10																																																																															
Pol.	Vertical	Fundamental																																																																														
Peak	 <p style="text-align: right;">Date: 2024-06-23</p> <table border="1"> <thead> <tr> <th>Limit</th> <th>Margin</th> <th>Read</th> <th>Ant</th> <th>Cable</th> <th>Preamp</th> <th>APos</th> <th>TPos</th> <th>Remark</th> </tr> <tr> <th>Freq</th> <th>Level</th> <th>Line</th> <th>(dB)</th> <th>Level</th> <th>Factor</th> <th>Loss</th> <th>Factor</th> <th></th> </tr> <tr> <th>MHz</th> <th>dBuV/m</th> <th>dBuV/m</th> <th>dB</th> <th>dBuV</th> <th>dB/m</th> <th>dB</th> <th>dB</th> <th>cm</th> <th>deg</th> </tr> </thead> <tbody> <tr> <td>1</td> <td>2386.55</td> <td>48.81</td> <td>74.00</td> <td>-25.19</td> <td>40.89</td> <td>32.25</td> <td>7.75</td> <td>32.08</td> <td>271</td> <td>262 PEAK</td> </tr> </tbody> </table>	Limit	Margin	Read	Ant	Cable	Preamp	APos	TPos	Remark	Freq	Level	Line	(dB)	Level	Factor	Loss	Factor		MHz	dBuV/m	dBuV/m	dB	dBuV	dB/m	dB	dB	cm	deg	1	2386.55	48.81	74.00	-25.19	40.89	32.25	7.75	32.08	271	262 PEAK	 <p style="text-align: right;">Date: 2024-06-23</p> <table border="1"> <thead> <tr> <th>Limit</th> <th>Margin</th> <th>Read</th> <th>Ant</th> <th>Cable</th> <th>Preamp</th> <th>APos</th> <th>TPos</th> <th>Remark</th> </tr> <tr> <th>Freq</th> <th>Level</th> <th>Line</th> <th>(dB)</th> <th>Level</th> <th>Factor</th> <th>Loss</th> <th>Factor</th> <th></th> </tr> <tr> <th>MHz</th> <th>dBuV/m</th> <th>dBuV/m</th> <th>dB</th> <th>dBuV</th> <th>dB/m</th> <th>dB</th> <th>dB</th> <th>cm</th> <th>deg</th> </tr> </thead> <tbody> <tr> <td>1</td> <td>2402.00</td> <td>95.18</td> <td>-----</td> <td>-----</td> <td>87.19</td> <td>32.28</td> <td>7.79</td> <td>32.08</td> <td>271</td> <td>262 PEAK</td> </tr> </tbody> </table>	Limit	Margin	Read	Ant	Cable	Preamp	APos	TPos	Remark	Freq	Level	Line	(dB)	Level	Factor	Loss	Factor		MHz	dBuV/m	dBuV/m	dB	dBuV	dB/m	dB	dB	cm	deg	1	2402.00	95.18	-----	-----	87.19	32.28	7.79	32.08	271	262 PEAK
	Limit	Margin	Read	Ant	Cable	Preamp	APos	TPos	Remark																																																																							
Freq	Level	Line	(dB)	Level	Factor	Loss	Factor																																																																									
MHz	dBuV/m	dBuV/m	dB	dBuV	dB/m	dB	dB	cm	deg																																																																							
1	2386.55	48.81	74.00	-25.19	40.89	32.25	7.75	32.08	271	262 PEAK																																																																						
Limit	Margin	Read	Ant	Cable	Preamp	APos	TPos	Remark																																																																								
Freq	Level	Line	(dB)	Level	Factor	Loss	Factor																																																																									
MHz	dBuV/m	dBuV/m	dB	dBuV	dB/m	dB	dB	cm	deg																																																																							
1	2402.00	95.18	-----	-----	87.19	32.28	7.79	32.08	271	262 PEAK																																																																						
Avg	 <p style="text-align: right;">Date: 2024-06-23</p> <table border="1"> <thead> <tr> <th>Limit</th> <th>Margin</th> <th>Read</th> <th>Ant</th> <th>Cable</th> <th>Preamp</th> <th>APos</th> <th>TPos</th> <th>Remark</th> </tr> <tr> <th>Freq</th> <th>Level</th> <th>Line</th> <th>(dB)</th> <th>Level</th> <th>Factor</th> <th>Loss</th> <th>Factor</th> <th></th> </tr> <tr> <th>MHz</th> <th>dBuV/m</th> <th>dBuV/m</th> <th>dB</th> <th>dBuV</th> <th>dB/m</th> <th>dB</th> <th>dB</th> <th>cm</th> <th>deg</th> </tr> </thead> <tbody> <tr> <td>1</td> <td>2388.44</td> <td>38.06</td> <td>54.00</td> <td>-15.94</td> <td>30.13</td> <td>32.25</td> <td>7.76</td> <td>32.08</td> <td>271</td> <td>262 AVERAGE</td> </tr> </tbody> </table>	Limit	Margin	Read	Ant	Cable	Preamp	APos	TPos	Remark	Freq	Level	Line	(dB)	Level	Factor	Loss	Factor		MHz	dBuV/m	dBuV/m	dB	dBuV	dB/m	dB	dB	cm	deg	1	2388.44	38.06	54.00	-15.94	30.13	32.25	7.76	32.08	271	262 AVERAGE	 <p style="text-align: right;">Date: 2024-06-23</p> <table border="1"> <thead> <tr> <th>Limit</th> <th>Margin</th> <th>Read</th> <th>Ant</th> <th>Cable</th> <th>Preamp</th> <th>APos</th> <th>TPos</th> <th>Remark</th> </tr> <tr> <th>Freq</th> <th>Level</th> <th>Line</th> <th>(dB)</th> <th>Level</th> <th>Factor</th> <th>Loss</th> <th>Factor</th> <th></th> </tr> <tr> <th>MHz</th> <th>dBuV/m</th> <th>dBuV/m</th> <th>dB</th> <th>dBuV</th> <th>dB/m</th> <th>dB</th> <th>dB</th> <th>cm</th> <th>deg</th> </tr> </thead> <tbody> <tr> <td>1</td> <td>2402.00</td> <td>93.58</td> <td>-----</td> <td>-----</td> <td>85.59</td> <td>32.28</td> <td>7.79</td> <td>32.08</td> <td>271</td> <td>262 AVERAGE</td> </tr> </tbody> </table>	Limit	Margin	Read	Ant	Cable	Preamp	APos	TPos	Remark	Freq	Level	Line	(dB)	Level	Factor	Loss	Factor		MHz	dBuV/m	dBuV/m	dB	dBuV	dB/m	dB	dB	cm	deg	1	2402.00	93.58	-----	-----	85.59	32.28	7.79	32.08	271	262 AVERAGE
Limit	Margin	Read	Ant	Cable	Preamp	APos	TPos	Remark																																																																								
Freq	Level	Line	(dB)	Level	Factor	Loss	Factor																																																																									
MHz	dBuV/m	dBuV/m	dB	dBuV	dB/m	dB	dB	cm	deg																																																																							
1	2388.44	38.06	54.00	-15.94	30.13	32.25	7.76	32.08	271	262 AVERAGE																																																																						
Limit	Margin	Read	Ant	Cable	Preamp	APos	TPos	Remark																																																																								
Freq	Level	Line	(dB)	Level	Factor	Loss	Factor																																																																									
MHz	dBuV/m	dBuV/m	dB	dBuV	dB/m	dB	dB	cm	deg																																																																							
1	2402.00	93.58	-----	-----	85.59	32.28	7.79	32.08	271	262 AVERAGE																																																																						



Mode	5																																													
	Harmonic																																													
	2400-2483.5_Bluetooth-LE_GSKF_CH00_2402MHz																																													
ANT	10																																													
Pol.	Horizontal	Vertical																																												
Peak Avg	<p>Limit Read Ant Cable Preamp APos TPos Freq Level Line Margin Level Factor Loss Factor Remark</p> <table border="1"> <thead> <tr> <th>MHz</th> <th>dBuV/m</th> <th>dBuV/m</th> <th>dB</th> <th>dBuV</th> <th>dB/m</th> <th>dB</th> <th>dB</th> <th>cm</th> <th>deg</th> <th>Remark</th> </tr> </thead> <tbody> <tr> <td>1 4804.00</td> <td>46.17</td> <td>74.00</td> <td>-27.83</td> <td>51.86</td> <td>34.82</td> <td>11.07</td> <td>51.58</td> <td>--</td> <td>--</td> <td>Peak</td> </tr> </tbody> </table>	MHz	dBuV/m	dBuV/m	dB	dBuV	dB/m	dB	dB	cm	deg	Remark	1 4804.00	46.17	74.00	-27.83	51.86	34.82	11.07	51.58	--	--	Peak	<p>Limit Read Ant Cable Preamp APos TPos Freq Level Line Margin Level Factor Loss Factor Remark</p> <table border="1"> <thead> <tr> <th>MHz</th> <th>dBuV/m</th> <th>dBuV/m</th> <th>dB</th> <th>dBuV</th> <th>dB/m</th> <th>dB</th> <th>dB</th> <th>cm</th> <th>deg</th> <th>Remark</th> </tr> </thead> <tbody> <tr> <td>1 4804.00</td> <td>45.41</td> <td>74.00</td> <td>-28.59</td> <td>51.10</td> <td>34.82</td> <td>11.07</td> <td>51.58</td> <td>--</td> <td>--</td> <td>Peak</td> </tr> </tbody> </table>	MHz	dBuV/m	dBuV/m	dB	dBuV	dB/m	dB	dB	cm	deg	Remark	1 4804.00	45.41	74.00	-28.59	51.10	34.82	11.07	51.58	--	--	Peak
	MHz	dBuV/m	dBuV/m	dB	dBuV	dB/m	dB	dB	cm	deg	Remark																																			
1 4804.00	46.17	74.00	-27.83	51.86	34.82	11.07	51.58	--	--	Peak																																				
MHz	dBuV/m	dBuV/m	dB	dBuV	dB/m	dB	dB	cm	deg	Remark																																				
1 4804.00	45.41	74.00	-28.59	51.10	34.82	11.07	51.58	--	--	Peak																																				



Mode	6																																																																																																			
	Harmonic																																																																																																			
	2400-2483.5_Bluetooth-LE_GSKF_CH19_2440MHz																																																																																																			
ANT	10																																																																																																			
Pol.	Horizontal	Vertical																																																																																																		
Peak Avg	<table border="1"> <thead> <tr> <th>Limit</th> <th>Read</th> <th>Ant</th> <th>Cable</th> <th>Preamp</th> <th>Apos</th> <th>TPos</th> <th>Remark</th> </tr> <tr> <th>Freq</th> <th>Level</th> <th>Line Margin</th> <th>Level</th> <th>Factor</th> <th>Loss Factor</th> <th></th> <th></th> </tr> <tr> <th>MHz</th> <th>dBuV/m</th> <th>dBuV/m</th> <th>dB</th> <th>dBuV</th> <th>dB/m</th> <th>dB</th> <th>cm</th> <th>deg</th> </tr> </thead> <tbody> <tr> <td>1</td> <td>4880.00</td> <td>45.96</td> <td>74.00</td> <td>-28.04</td> <td>51.56</td> <td>34.85</td> <td>11.10</td> <td>51.55</td> <td>--</td> <td>--</td> <td>Peak</td> </tr> <tr> <td>2</td> <td>7320.00</td> <td>47.64</td> <td>74.00</td> <td>-26.36</td> <td>49.38</td> <td>36.33</td> <td>13.09</td> <td>51.16</td> <td>--</td> <td>--</td> <td>Peak</td> </tr> </tbody> </table>	Limit	Read	Ant	Cable	Preamp	Apos	TPos	Remark	Freq	Level	Line Margin	Level	Factor	Loss Factor			MHz	dBuV/m	dBuV/m	dB	dBuV	dB/m	dB	cm	deg	1	4880.00	45.96	74.00	-28.04	51.56	34.85	11.10	51.55	--	--	Peak	2	7320.00	47.64	74.00	-26.36	49.38	36.33	13.09	51.16	--	--	Peak	<table border="1"> <thead> <tr> <th>Limit</th> <th>Read</th> <th>Ant</th> <th>Cable</th> <th>Preamp</th> <th>Apos</th> <th>TPos</th> <th>Remark</th> </tr> <tr> <th>Freq</th> <th>Level</th> <th>Line Margin</th> <th>Level</th> <th>Factor</th> <th>Loss Factor</th> <th></th> <th></th> </tr> <tr> <th>MHz</th> <th>dBuV/m</th> <th>dBuV/m</th> <th>dB</th> <th>dBuV</th> <th>dB/m</th> <th>dB</th> <th>cm</th> <th>deg</th> </tr> </thead> <tbody> <tr> <td>1</td> <td>4880.00</td> <td>46.33</td> <td>74.00</td> <td>-27.67</td> <td>51.93</td> <td>34.85</td> <td>11.10</td> <td>51.55</td> <td>--</td> <td>--</td> <td>Peak</td> </tr> <tr> <td>2</td> <td>7320.00</td> <td>47.33</td> <td>74.00</td> <td>-26.67</td> <td>49.07</td> <td>36.33</td> <td>13.09</td> <td>51.16</td> <td>--</td> <td>--</td> <td>Peak</td> </tr> </tbody> </table>	Limit	Read	Ant	Cable	Preamp	Apos	TPos	Remark	Freq	Level	Line Margin	Level	Factor	Loss Factor			MHz	dBuV/m	dBuV/m	dB	dBuV	dB/m	dB	cm	deg	1	4880.00	46.33	74.00	-27.67	51.93	34.85	11.10	51.55	--	--	Peak	2	7320.00	47.33	74.00	-26.67	49.07	36.33	13.09	51.16	--	--	Peak
	Limit	Read	Ant	Cable	Preamp	Apos	TPos	Remark																																																																																												
Freq	Level	Line Margin	Level	Factor	Loss Factor																																																																																															
MHz	dBuV/m	dBuV/m	dB	dBuV	dB/m	dB	cm	deg																																																																																												
1	4880.00	45.96	74.00	-28.04	51.56	34.85	11.10	51.55	--	--	Peak																																																																																									
2	7320.00	47.64	74.00	-26.36	49.38	36.33	13.09	51.16	--	--	Peak																																																																																									
Limit	Read	Ant	Cable	Preamp	Apos	TPos	Remark																																																																																													
Freq	Level	Line Margin	Level	Factor	Loss Factor																																																																																															
MHz	dBuV/m	dBuV/m	dB	dBuV	dB/m	dB	cm	deg																																																																																												
1	4880.00	46.33	74.00	-27.67	51.93	34.85	11.10	51.55	--	--	Peak																																																																																									
2	7320.00	47.33	74.00	-26.67	49.07	36.33	13.09	51.16	--	--	Peak																																																																																									



Mode	7																																																																																	
	Band Edge																																																																																	
	2400-2483.5_Bluetooth-LE_GSKF_CH39_2480MHz																																																																																	
ANT	10																																																																																	
Pol.	Horizontal	Fundamental																																																																																
Peak	<table border="1"> <thead> <tr> <th>Limit</th> <th>Margin</th> <th>Read</th> <th>Ant</th> <th>Cable</th> <th>Preamp</th> <th>APos</th> <th>TPos</th> <th>Remark</th> </tr> <tr> <th>Freq</th> <th>Level</th> <th>Line</th> <th>(dB)</th> <th>Level</th> <th>Factor</th> <th>Loss</th> <th>Factor</th> <th></th> </tr> <tr> <th>MHz</th> <th>dBuV/m</th> <th>dBuV/m</th> <th>dB</th> <th>dBuV</th> <th>dB/m</th> <th>dB</th> <th>dB</th> <th>cm</th> <th>deg</th> </tr> </thead> <tbody> <tr> <td>1</td> <td>2491.44</td> <td>49.03</td> <td>74.00</td> <td>-24.97</td> <td>40.76</td> <td>32.48</td> <td>7.89</td> <td>32.10</td> <td>300</td> <td>305</td> <td>PEAK</td> </tr> </tbody> </table>	Limit	Margin	Read	Ant	Cable	Preamp	APos	TPos	Remark	Freq	Level	Line	(dB)	Level	Factor	Loss	Factor		MHz	dBuV/m	dBuV/m	dB	dBuV	dB/m	dB	dB	cm	deg	1	2491.44	49.03	74.00	-24.97	40.76	32.48	7.89	32.10	300	305	PEAK	<table border="1"> <thead> <tr> <th>Limit</th> <th>Margin</th> <th>Read</th> <th>Ant</th> <th>Cable</th> <th>Preamp</th> <th>APos</th> <th>TPos</th> <th>Remark</th> </tr> <tr> <th>Freq</th> <th>Level</th> <th>Line</th> <th>(dB)</th> <th>Level</th> <th>Factor</th> <th>Loss</th> <th>Factor</th> <th></th> </tr> <tr> <th>MHz</th> <th>dBuV/m</th> <th>dBuV/m</th> <th>dB</th> <th>dBuV</th> <th>dB/m</th> <th>dB</th> <th>dB</th> <th>cm</th> <th>deg</th> </tr> </thead> <tbody> <tr> <td>1</td> <td>2480.00</td> <td>94.74</td> <td>74.00</td> <td>20.74</td> <td>86.51</td> <td>32.46</td> <td>7.87</td> <td>32.10</td> <td>300</td> <td>305</td> <td>PEAK</td> </tr> </tbody> </table>	Limit	Margin	Read	Ant	Cable	Preamp	APos	TPos	Remark	Freq	Level	Line	(dB)	Level	Factor	Loss	Factor		MHz	dBuV/m	dBuV/m	dB	dBuV	dB/m	dB	dB	cm	deg	1	2480.00	94.74	74.00	20.74	86.51	32.46	7.87	32.10	300	305	PEAK
	Limit	Margin	Read	Ant	Cable	Preamp	APos	TPos	Remark																																																																									
Freq	Level	Line	(dB)	Level	Factor	Loss	Factor																																																																											
MHz	dBuV/m	dBuV/m	dB	dBuV	dB/m	dB	dB	cm	deg																																																																									
1	2491.44	49.03	74.00	-24.97	40.76	32.48	7.89	32.10	300	305	PEAK																																																																							
Limit	Margin	Read	Ant	Cable	Preamp	APos	TPos	Remark																																																																										
Freq	Level	Line	(dB)	Level	Factor	Loss	Factor																																																																											
MHz	dBuV/m	dBuV/m	dB	dBuV	dB/m	dB	dB	cm	deg																																																																									
1	2480.00	94.74	74.00	20.74	86.51	32.46	7.87	32.10	300	305	PEAK																																																																							
Avg	<table border="1"> <thead> <tr> <th>Limit</th> <th>Margin</th> <th>Read</th> <th>Ant</th> <th>Cable</th> <th>Preamp</th> <th>APos</th> <th>TPos</th> <th>Remark</th> </tr> <tr> <th>Freq</th> <th>Level</th> <th>Line</th> <th>(dB)</th> <th>Level</th> <th>Factor</th> <th>Loss</th> <th>Factor</th> <th></th> </tr> <tr> <th>MHz</th> <th>dBuV/m</th> <th>dBuV/m</th> <th>dB</th> <th>dBuV</th> <th>dB/m</th> <th>dB</th> <th>dB</th> <th>cm</th> <th>deg</th> </tr> </thead> <tbody> <tr> <td>1</td> <td>2486.90</td> <td>38.70</td> <td>54.00</td> <td>-15.30</td> <td>30.45</td> <td>32.47</td> <td>7.88</td> <td>32.10</td> <td>300</td> <td>305</td> <td>AVERAGE</td> </tr> </tbody> </table>	Limit	Margin	Read	Ant	Cable	Preamp	APos	TPos	Remark	Freq	Level	Line	(dB)	Level	Factor	Loss	Factor		MHz	dBuV/m	dBuV/m	dB	dBuV	dB/m	dB	dB	cm	deg	1	2486.90	38.70	54.00	-15.30	30.45	32.47	7.88	32.10	300	305	AVERAGE	<table border="1"> <thead> <tr> <th>Limit</th> <th>Margin</th> <th>Read</th> <th>Ant</th> <th>Cable</th> <th>Preamp</th> <th>APos</th> <th>TPos</th> <th>Remark</th> </tr> <tr> <th>Freq</th> <th>Level</th> <th>Line</th> <th>(dB)</th> <th>Level</th> <th>Factor</th> <th>Loss</th> <th>Factor</th> <th></th> </tr> <tr> <th>MHz</th> <th>dBuV/m</th> <th>dBuV/m</th> <th>dB</th> <th>dBuV</th> <th>dB/m</th> <th>dB</th> <th>dB</th> <th>cm</th> <th>deg</th> </tr> </thead> <tbody> <tr> <td>1</td> <td>2480.00</td> <td>93.48</td> <td>54.00</td> <td>39.48</td> <td>85.25</td> <td>32.46</td> <td>7.87</td> <td>32.10</td> <td>300</td> <td>305</td> <td>AVERAGE</td> </tr> </tbody> </table>	Limit	Margin	Read	Ant	Cable	Preamp	APos	TPos	Remark	Freq	Level	Line	(dB)	Level	Factor	Loss	Factor		MHz	dBuV/m	dBuV/m	dB	dBuV	dB/m	dB	dB	cm	deg	1	2480.00	93.48	54.00	39.48	85.25	32.46	7.87	32.10	300	305	AVERAGE
Limit	Margin	Read	Ant	Cable	Preamp	APos	TPos	Remark																																																																										
Freq	Level	Line	(dB)	Level	Factor	Loss	Factor																																																																											
MHz	dBuV/m	dBuV/m	dB	dBuV	dB/m	dB	dB	cm	deg																																																																									
1	2486.90	38.70	54.00	-15.30	30.45	32.47	7.88	32.10	300	305	AVERAGE																																																																							
Limit	Margin	Read	Ant	Cable	Preamp	APos	TPos	Remark																																																																										
Freq	Level	Line	(dB)	Level	Factor	Loss	Factor																																																																											
MHz	dBuV/m	dBuV/m	dB	dBuV	dB/m	dB	dB	cm	deg																																																																									
1	2480.00	93.48	54.00	39.48	85.25	32.46	7.87	32.10	300	305	AVERAGE																																																																							



Mode	7																																																																															
	Band Edge																																																																															
	2400-2483.5_Bluetooth-LE_GSKF_CH39_2480MHz																																																																															
ANT	10																																																																															
Pol.	Vertical	Fundamental																																																																														
Peak	<p style="text-align: right;">Date: 2024-06-23</p> <table border="1"> <thead> <tr> <th>Limit</th> <th>Margin</th> <th>Read</th> <th>Ant</th> <th>Cable</th> <th>Preamp</th> <th>APos</th> <th>TPos</th> <th>Remark</th> </tr> <tr> <th>Freq</th> <th>Level</th> <th>Line</th> <th>Level</th> <th>Factor</th> <th>Loss Factor</th> <th></th> <th></th> <th></th> </tr> <tr> <th>MHz</th> <th>dBuV/m</th> <th>dBuV/m</th> <th>dBuV</th> <th>dB/m</th> <th>dB</th> <th>dB</th> <th>cm</th> <th>deg</th> </tr> </thead> <tbody> <tr> <td>1</td> <td>2483.58</td> <td>49.28</td> <td>74.00</td> <td>-24.72</td> <td>41.04</td> <td>32.46</td> <td>7.88</td> <td>32.10</td> <td>271</td> <td>241</td> <td>PEAK</td> </tr> </tbody> </table>	Limit	Margin	Read	Ant	Cable	Preamp	APos	TPos	Remark	Freq	Level	Line	Level	Factor	Loss Factor				MHz	dBuV/m	dBuV/m	dBuV	dB/m	dB	dB	cm	deg	1	2483.58	49.28	74.00	-24.72	41.04	32.46	7.88	32.10	271	241	PEAK	<p style="text-align: right;">Date: 2024-06-23</p> <table border="1"> <thead> <tr> <th>Limit</th> <th>Margin</th> <th>Read</th> <th>Ant</th> <th>Cable</th> <th>Preamp</th> <th>APos</th> <th>TPos</th> <th>Remark</th> </tr> <tr> <th>Freq</th> <th>Level</th> <th>Line</th> <th>Level</th> <th>Factor</th> <th>Loss Factor</th> <th></th> <th></th> <th></th> </tr> <tr> <th>MHz</th> <th>dBuV/m</th> <th>dBuV/m</th> <th>dBuV</th> <th>dB/m</th> <th>dB</th> <th>dB</th> <th>cm</th> <th>deg</th> </tr> </thead> <tbody> <tr> <td>1</td> <td>2480.00</td> <td>96.07</td> <td>74.00</td> <td>22.07</td> <td>87.84</td> <td>32.46</td> <td>7.87</td> <td>32.10</td> <td>271</td> <td>241</td> <td>PEAK</td> </tr> </tbody> </table>	Limit	Margin	Read	Ant	Cable	Preamp	APos	TPos	Remark	Freq	Level	Line	Level	Factor	Loss Factor				MHz	dBuV/m	dBuV/m	dBuV	dB/m	dB	dB	cm	deg	1	2480.00	96.07	74.00	22.07	87.84	32.46	7.87	32.10	271	241	PEAK
	Limit	Margin	Read	Ant	Cable	Preamp	APos	TPos	Remark																																																																							
Freq	Level	Line	Level	Factor	Loss Factor																																																																											
MHz	dBuV/m	dBuV/m	dBuV	dB/m	dB	dB	cm	deg																																																																								
1	2483.58	49.28	74.00	-24.72	41.04	32.46	7.88	32.10	271	241	PEAK																																																																					
Limit	Margin	Read	Ant	Cable	Preamp	APos	TPos	Remark																																																																								
Freq	Level	Line	Level	Factor	Loss Factor																																																																											
MHz	dBuV/m	dBuV/m	dBuV	dB/m	dB	dB	cm	deg																																																																								
1	2480.00	96.07	74.00	22.07	87.84	32.46	7.87	32.10	271	241	PEAK																																																																					
Avg	<p style="text-align: right;">Date: 2024-06-23</p> <table border="1"> <thead> <tr> <th>Limit</th> <th>Margin</th> <th>Read</th> <th>Ant</th> <th>Cable</th> <th>Preamp</th> <th>APos</th> <th>TPos</th> <th>Remark</th> </tr> <tr> <th>Freq</th> <th>Level</th> <th>Line</th> <th>Level</th> <th>Factor</th> <th>Loss Factor</th> <th></th> <th></th> <th></th> </tr> <tr> <th>MHz</th> <th>dBuV/m</th> <th>dBuV/m</th> <th>dBuV</th> <th>dB/m</th> <th>dB</th> <th>dB</th> <th>cm</th> <th>deg</th> </tr> </thead> <tbody> <tr> <td>1</td> <td>2483.66</td> <td>38.75</td> <td>54.00</td> <td>-15.25</td> <td>30.51</td> <td>32.46</td> <td>7.88</td> <td>32.10</td> <td>271</td> <td>241</td> <td>AVERAGE</td> </tr> </tbody> </table>	Limit	Margin	Read	Ant	Cable	Preamp	APos	TPos	Remark	Freq	Level	Line	Level	Factor	Loss Factor				MHz	dBuV/m	dBuV/m	dBuV	dB/m	dB	dB	cm	deg	1	2483.66	38.75	54.00	-15.25	30.51	32.46	7.88	32.10	271	241	AVERAGE	<p style="text-align: right;">Date: 2024-06-23</p> <table border="1"> <thead> <tr> <th>Limit</th> <th>Margin</th> <th>Read</th> <th>Ant</th> <th>Cable</th> <th>Preamp</th> <th>APos</th> <th>TPos</th> <th>Remark</th> </tr> <tr> <th>Freq</th> <th>Level</th> <th>Line</th> <th>Level</th> <th>Factor</th> <th>Loss Factor</th> <th></th> <th></th> <th></th> </tr> <tr> <th>MHz</th> <th>dBuV/m</th> <th>dBuV/m</th> <th>dBuV</th> <th>dB/m</th> <th>dB</th> <th>dB</th> <th>cm</th> <th>deg</th> </tr> </thead> <tbody> <tr> <td>1</td> <td>2480.00</td> <td>94.79</td> <td>54.00</td> <td>40.79</td> <td>86.56</td> <td>32.46</td> <td>7.87</td> <td>32.10</td> <td>271</td> <td>241</td> <td>AVERAGE</td> </tr> </tbody> </table>	Limit	Margin	Read	Ant	Cable	Preamp	APos	TPos	Remark	Freq	Level	Line	Level	Factor	Loss Factor				MHz	dBuV/m	dBuV/m	dBuV	dB/m	dB	dB	cm	deg	1	2480.00	94.79	54.00	40.79	86.56	32.46	7.87	32.10	271	241	AVERAGE
Limit	Margin	Read	Ant	Cable	Preamp	APos	TPos	Remark																																																																								
Freq	Level	Line	Level	Factor	Loss Factor																																																																											
MHz	dBuV/m	dBuV/m	dBuV	dB/m	dB	dB	cm	deg																																																																								
1	2483.66	38.75	54.00	-15.25	30.51	32.46	7.88	32.10	271	241	AVERAGE																																																																					
Limit	Margin	Read	Ant	Cable	Preamp	APos	TPos	Remark																																																																								
Freq	Level	Line	Level	Factor	Loss Factor																																																																											
MHz	dBuV/m	dBuV/m	dBuV	dB/m	dB	dB	cm	deg																																																																								
1	2480.00	94.79	54.00	40.79	86.56	32.46	7.87	32.10	271	241	AVERAGE																																																																					

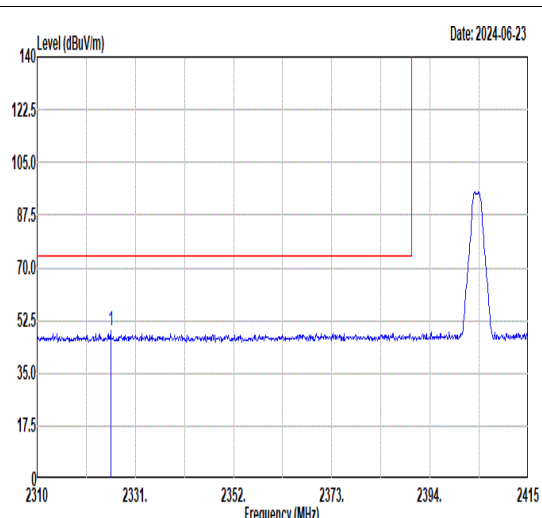
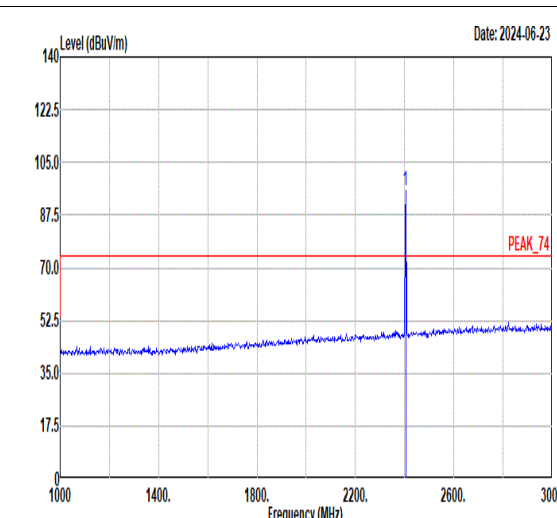
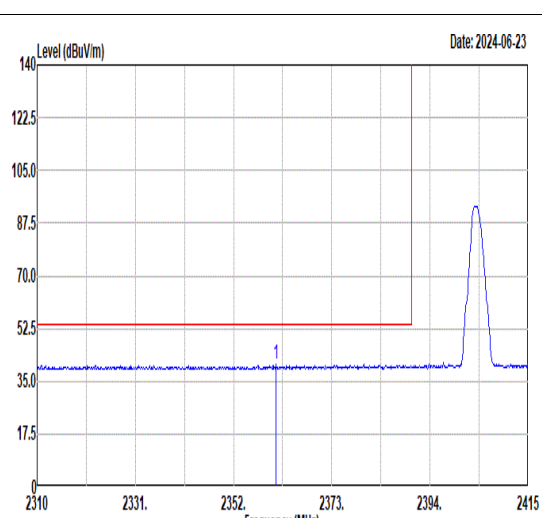
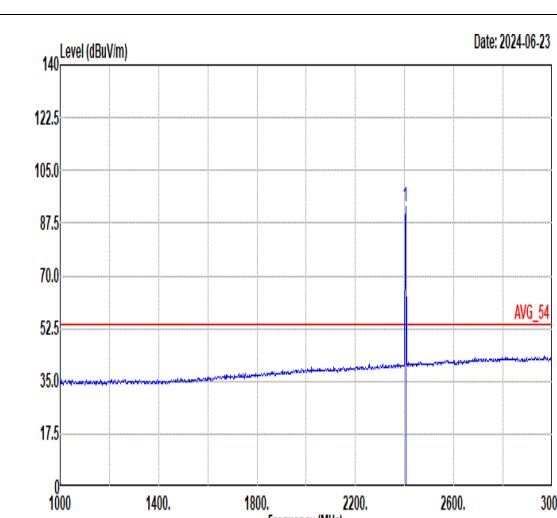


Mode	7																																																																																																	
	Harmonic																																																																																																	
	2400-2483.5_Bluetooth-LE_GSKF_CH39_2480MHz																																																																																																	
ANT	10																																																																																																	
Pol.	Horizontal	Vertical																																																																																																
Peak Avg	<p>Date: 2024-06-23</p> <table border="1"> <thead> <tr> <th>Limit</th> <th>Read</th> <th>Ant</th> <th>Cable</th> <th>Preamp</th> <th>APos</th> <th>TPos</th> <th>Remark</th> </tr> <tr> <th>Freq</th> <th>Level</th> <th>Line Margin</th> <th>Level Factor</th> <th>Loss Factor</th> <th></th> <th></th> <th></th> </tr> <tr> <th>MHz</th> <th>dBuV/m</th> <th>dBuV/m</th> <th>dB</th> <th>dBuV</th> <th>dB/m</th> <th>dB</th> <th>dB</th> </tr> </thead> <tbody> <tr> <td>1</td> <td>4960.00</td> <td>46.47</td> <td>74.00</td> <td>-27.53</td> <td>51.96</td> <td>34.88</td> <td>11.14</td> <td>51.51</td> <td>--</td> <td>--</td> <td>Peak</td> </tr> <tr> <td>2</td> <td>7440.00</td> <td>46.57</td> <td>74.00</td> <td>-27.43</td> <td>48.41</td> <td>36.38</td> <td>12.97</td> <td>51.19</td> <td>--</td> <td>--</td> <td>Peak</td> </tr> </tbody> </table>	Limit	Read	Ant	Cable	Preamp	APos	TPos	Remark	Freq	Level	Line Margin	Level Factor	Loss Factor				MHz	dBuV/m	dBuV/m	dB	dBuV	dB/m	dB	dB	1	4960.00	46.47	74.00	-27.53	51.96	34.88	11.14	51.51	--	--	Peak	2	7440.00	46.57	74.00	-27.43	48.41	36.38	12.97	51.19	--	--	Peak	<p>Date: 2024-06-23</p> <table border="1"> <thead> <tr> <th>Limit</th> <th>Read</th> <th>Ant</th> <th>Cable</th> <th>Preamp</th> <th>APos</th> <th>TPos</th> <th>Remark</th> </tr> <tr> <th>Freq</th> <th>Level</th> <th>Line Margin</th> <th>Level Factor</th> <th>Loss Factor</th> <th></th> <th></th> <th></th> </tr> <tr> <th>MHz</th> <th>dBuV/m</th> <th>dBuV/m</th> <th>dB</th> <th>dBuV</th> <th>dB/m</th> <th>dB</th> <th>dB</th> </tr> </thead> <tbody> <tr> <td>1</td> <td>4960.00</td> <td>45.76</td> <td>74.00</td> <td>-28.24</td> <td>51.25</td> <td>34.88</td> <td>11.14</td> <td>51.51</td> <td>--</td> <td>--</td> <td>Peak</td> </tr> <tr> <td>2</td> <td>7440.00</td> <td>47.77</td> <td>74.00</td> <td>-26.23</td> <td>49.61</td> <td>36.38</td> <td>12.97</td> <td>51.19</td> <td>--</td> <td>--</td> <td>Peak</td> </tr> </tbody> </table>	Limit	Read	Ant	Cable	Preamp	APos	TPos	Remark	Freq	Level	Line Margin	Level Factor	Loss Factor				MHz	dBuV/m	dBuV/m	dB	dBuV	dB/m	dB	dB	1	4960.00	45.76	74.00	-28.24	51.25	34.88	11.14	51.51	--	--	Peak	2	7440.00	47.77	74.00	-26.23	49.61	36.38	12.97	51.19	--	--	Peak
	Limit	Read	Ant	Cable	Preamp	APos	TPos	Remark																																																																																										
Freq	Level	Line Margin	Level Factor	Loss Factor																																																																																														
MHz	dBuV/m	dBuV/m	dB	dBuV	dB/m	dB	dB																																																																																											
1	4960.00	46.47	74.00	-27.53	51.96	34.88	11.14	51.51	--	--	Peak																																																																																							
2	7440.00	46.57	74.00	-27.43	48.41	36.38	12.97	51.19	--	--	Peak																																																																																							
Limit	Read	Ant	Cable	Preamp	APos	TPos	Remark																																																																																											
Freq	Level	Line Margin	Level Factor	Loss Factor																																																																																														
MHz	dBuV/m	dBuV/m	dB	dBuV	dB/m	dB	dB																																																																																											
1	4960.00	45.76	74.00	-28.24	51.25	34.88	11.14	51.51	--	--	Peak																																																																																							
2	7440.00	47.77	74.00	-26.23	49.61	36.38	12.97	51.19	--	--	Peak																																																																																							



Mode	8																																																																															
	Band Edge																																																																															
	2400-2483.5_Bluetooth-LE_GSKF_CH01_2404MHz																																																																															
ANT	10																																																																															
Pol.	Horizontal	Fundamental																																																																														
Peak	<table border="1"> <thead> <tr> <th>Limit</th> <th>Margin</th> <th>Read</th> <th>Ant</th> <th>Cable</th> <th>Preamp</th> <th>APos</th> <th>TPos</th> <th>Remark</th> </tr> <tr> <th>Freq</th> <th>Level</th> <th>Line</th> <th>(dB)</th> <th>Level</th> <th>Factor</th> <th>Loss</th> <th>Factor</th> <th></th> </tr> <tr> <th>MHz</th> <th>dBuV/m</th> <th>dBuV/m</th> <th>dB</th> <th>dBuV</th> <th>dB/m</th> <th>dB</th> <th>dB</th> <th>cm</th> <th>deg</th> </tr> </thead> <tbody> <tr> <td>1</td> <td>2352.74</td> <td>48.97</td> <td>74.00</td> <td>-25.03</td> <td>41.20</td> <td>32.18</td> <td>7.66</td> <td>32.07</td> <td>255</td> <td>312 PEAK</td> </tr> </tbody> </table>	Limit	Margin	Read	Ant	Cable	Preamp	APos	TPos	Remark	Freq	Level	Line	(dB)	Level	Factor	Loss	Factor		MHz	dBuV/m	dBuV/m	dB	dBuV	dB/m	dB	dB	cm	deg	1	2352.74	48.97	74.00	-25.03	41.20	32.18	7.66	32.07	255	312 PEAK	<table border="1"> <thead> <tr> <th>Limit</th> <th>Margin</th> <th>Read</th> <th>Ant</th> <th>Cable</th> <th>Preamp</th> <th>APos</th> <th>TPos</th> <th>Remark</th> </tr> <tr> <th>Freq</th> <th>Level</th> <th>Line</th> <th>(dB)</th> <th>Level</th> <th>Factor</th> <th>Loss</th> <th>Factor</th> <th></th> </tr> <tr> <th>MHz</th> <th>dBuV/m</th> <th>dBuV/m</th> <th>dB</th> <th>dBuV</th> <th>dB/m</th> <th>dB</th> <th>dB</th> <th>cm</th> <th>deg</th> </tr> </thead> <tbody> <tr> <td>1</td> <td>2404.00</td> <td>93.72</td> <td>-----</td> <td>-----</td> <td>85.71</td> <td>32.29</td> <td>7.80</td> <td>32.08</td> <td>255</td> <td>312 PEAK</td> </tr> </tbody> </table>	Limit	Margin	Read	Ant	Cable	Preamp	APos	TPos	Remark	Freq	Level	Line	(dB)	Level	Factor	Loss	Factor		MHz	dBuV/m	dBuV/m	dB	dBuV	dB/m	dB	dB	cm	deg	1	2404.00	93.72	-----	-----	85.71	32.29	7.80	32.08	255	312 PEAK
	Limit	Margin	Read	Ant	Cable	Preamp	APos	TPos	Remark																																																																							
Freq	Level	Line	(dB)	Level	Factor	Loss	Factor																																																																									
MHz	dBuV/m	dBuV/m	dB	dBuV	dB/m	dB	dB	cm	deg																																																																							
1	2352.74	48.97	74.00	-25.03	41.20	32.18	7.66	32.07	255	312 PEAK																																																																						
Limit	Margin	Read	Ant	Cable	Preamp	APos	TPos	Remark																																																																								
Freq	Level	Line	(dB)	Level	Factor	Loss	Factor																																																																									
MHz	dBuV/m	dBuV/m	dB	dBuV	dB/m	dB	dB	cm	deg																																																																							
1	2404.00	93.72	-----	-----	85.71	32.29	7.80	32.08	255	312 PEAK																																																																						
Avg	<table border="1"> <thead> <tr> <th>Limit</th> <th>Margin</th> <th>Read</th> <th>Ant</th> <th>Cable</th> <th>Preamp</th> <th>APos</th> <th>TPos</th> <th>Remark</th> </tr> <tr> <th>Freq</th> <th>Level</th> <th>Line</th> <th>(dB)</th> <th>Level</th> <th>Factor</th> <th>Loss</th> <th>Factor</th> <th></th> </tr> <tr> <th>MHz</th> <th>dBuV/m</th> <th>dBuV/m</th> <th>dB</th> <th>dBuV</th> <th>dB/m</th> <th>dB</th> <th>dB</th> <th>cm</th> <th>deg</th> </tr> </thead> <tbody> <tr> <td>1</td> <td>2365.44</td> <td>40.64</td> <td>54.00</td> <td>-13.36</td> <td>32.82</td> <td>32.20</td> <td>7.69</td> <td>32.07</td> <td>255</td> <td>312 AVERAGE</td> </tr> </tbody> </table>	Limit	Margin	Read	Ant	Cable	Preamp	APos	TPos	Remark	Freq	Level	Line	(dB)	Level	Factor	Loss	Factor		MHz	dBuV/m	dBuV/m	dB	dBuV	dB/m	dB	dB	cm	deg	1	2365.44	40.64	54.00	-13.36	32.82	32.20	7.69	32.07	255	312 AVERAGE	<table border="1"> <thead> <tr> <th>Limit</th> <th>Margin</th> <th>Read</th> <th>Ant</th> <th>Cable</th> <th>Preamp</th> <th>APos</th> <th>TPos</th> <th>Remark</th> </tr> <tr> <th>Freq</th> <th>Level</th> <th>Line</th> <th>(dB)</th> <th>Level</th> <th>Factor</th> <th>Loss</th> <th>Factor</th> <th></th> </tr> <tr> <th>MHz</th> <th>dBuV/m</th> <th>dBuV/m</th> <th>dB</th> <th>dBuV</th> <th>dB/m</th> <th>dB</th> <th>dB</th> <th>cm</th> <th>deg</th> </tr> </thead> <tbody> <tr> <td>1</td> <td>2404.00</td> <td>91.50</td> <td>-----</td> <td>-----</td> <td>83.49</td> <td>32.29</td> <td>7.80</td> <td>32.08</td> <td>255</td> <td>312 AVERAGE</td> </tr> </tbody> </table>	Limit	Margin	Read	Ant	Cable	Preamp	APos	TPos	Remark	Freq	Level	Line	(dB)	Level	Factor	Loss	Factor		MHz	dBuV/m	dBuV/m	dB	dBuV	dB/m	dB	dB	cm	deg	1	2404.00	91.50	-----	-----	83.49	32.29	7.80	32.08	255	312 AVERAGE
Limit	Margin	Read	Ant	Cable	Preamp	APos	TPos	Remark																																																																								
Freq	Level	Line	(dB)	Level	Factor	Loss	Factor																																																																									
MHz	dBuV/m	dBuV/m	dB	dBuV	dB/m	dB	dB	cm	deg																																																																							
1	2365.44	40.64	54.00	-13.36	32.82	32.20	7.69	32.07	255	312 AVERAGE																																																																						
Limit	Margin	Read	Ant	Cable	Preamp	APos	TPos	Remark																																																																								
Freq	Level	Line	(dB)	Level	Factor	Loss	Factor																																																																									
MHz	dBuV/m	dBuV/m	dB	dBuV	dB/m	dB	dB	cm	deg																																																																							
1	2404.00	91.50	-----	-----	83.49	32.29	7.80	32.08	255	312 AVERAGE																																																																						



Mode	8																																																																																	
	Band Edge																																																																																	
	2400-2483.5_Bluetooth-LE_GSKF_CH01_2404MHz																																																																																	
ANT	10																																																																																	
Pol.	Vertical	Fundamental																																																																																
Peak	 <p>Date: 2024-06-23</p> <table border="1"> <thead> <tr> <th>Limit</th> <th>Margin</th> <th>Read</th> <th>Ant</th> <th>Cable</th> <th>Preamp</th> <th>APos</th> <th>TPos</th> <th>Remark</th> </tr> <tr> <th>Freq</th> <th>Level</th> <th>Line</th> <th>(dB)</th> <th>Level</th> <th>Factor</th> <th>Loss</th> <th>Factor</th> <th></th> </tr> <tr> <th>MHz</th> <th>dBuV/m</th> <th>dBuV/m</th> <th></th> <th>dBuV</th> <th>dB/m</th> <th>dB</th> <th>dB</th> <th>cm</th> <th>deg</th> </tr> </thead> <tbody> <tr> <td>1</td> <td>2325.75</td> <td>48.92</td> <td>74.00</td> <td>-25.08</td> <td>41.28</td> <td>32.12</td> <td>7.58</td> <td>32.06</td> <td>361</td> <td>266</td> <td>PEAK</td> </tr> </tbody> </table>	Limit	Margin	Read	Ant	Cable	Preamp	APos	TPos	Remark	Freq	Level	Line	(dB)	Level	Factor	Loss	Factor		MHz	dBuV/m	dBuV/m		dBuV	dB/m	dB	dB	cm	deg	1	2325.75	48.92	74.00	-25.08	41.28	32.12	7.58	32.06	361	266	PEAK	 <p>Date: 2024-06-23</p> <table border="1"> <thead> <tr> <th>Limit</th> <th>Margin</th> <th>Read</th> <th>Ant</th> <th>Cable</th> <th>Preamp</th> <th>APos</th> <th>TPos</th> <th>Remark</th> </tr> <tr> <th>Freq</th> <th>Level</th> <th>Line</th> <th>(dB)</th> <th>Level</th> <th>Factor</th> <th>Loss</th> <th>Factor</th> <th></th> </tr> <tr> <th>MHz</th> <th>dBuV/m</th> <th>dBuV/m</th> <th></th> <th>dBuV</th> <th>dB/m</th> <th>dB</th> <th>dB</th> <th>cm</th> <th>deg</th> </tr> </thead> <tbody> <tr> <td>1</td> <td>2404.00</td> <td>95.45</td> <td>-----</td> <td>-----</td> <td>87.44</td> <td>32.29</td> <td>7.80</td> <td>32.08</td> <td>361</td> <td>266</td> <td>PEAK</td> </tr> </tbody> </table>	Limit	Margin	Read	Ant	Cable	Preamp	APos	TPos	Remark	Freq	Level	Line	(dB)	Level	Factor	Loss	Factor		MHz	dBuV/m	dBuV/m		dBuV	dB/m	dB	dB	cm	deg	1	2404.00	95.45	-----	-----	87.44	32.29	7.80	32.08	361	266	PEAK
	Limit	Margin	Read	Ant	Cable	Preamp	APos	TPos	Remark																																																																									
Freq	Level	Line	(dB)	Level	Factor	Loss	Factor																																																																											
MHz	dBuV/m	dBuV/m		dBuV	dB/m	dB	dB	cm	deg																																																																									
1	2325.75	48.92	74.00	-25.08	41.28	32.12	7.58	32.06	361	266	PEAK																																																																							
Limit	Margin	Read	Ant	Cable	Preamp	APos	TPos	Remark																																																																										
Freq	Level	Line	(dB)	Level	Factor	Loss	Factor																																																																											
MHz	dBuV/m	dBuV/m		dBuV	dB/m	dB	dB	cm	deg																																																																									
1	2404.00	95.45	-----	-----	87.44	32.29	7.80	32.08	361	266	PEAK																																																																							
Avg	 <p>Date: 2024-06-23</p> <table border="1"> <thead> <tr> <th>Limit</th> <th>Margin</th> <th>Read</th> <th>Ant</th> <th>Cable</th> <th>Preamp</th> <th>APos</th> <th>TPos</th> <th>Remark</th> </tr> <tr> <th>Freq</th> <th>Level</th> <th>Line</th> <th>(dB)</th> <th>Level</th> <th>Factor</th> <th>Loss</th> <th>Factor</th> <th></th> </tr> <tr> <th>MHz</th> <th>dBuV/m</th> <th>dBuV/m</th> <th></th> <th>dBuV</th> <th>dB/m</th> <th>dB</th> <th>dB</th> <th>cm</th> <th>deg</th> </tr> </thead> <tbody> <tr> <td>1</td> <td>2361.03</td> <td>40.54</td> <td>54.00</td> <td>-13.46</td> <td>32.74</td> <td>32.19</td> <td>7.68</td> <td>32.07</td> <td>361</td> <td>266</td> <td>AVERAGE</td> </tr> </tbody> </table>	Limit	Margin	Read	Ant	Cable	Preamp	APos	TPos	Remark	Freq	Level	Line	(dB)	Level	Factor	Loss	Factor		MHz	dBuV/m	dBuV/m		dBuV	dB/m	dB	dB	cm	deg	1	2361.03	40.54	54.00	-13.46	32.74	32.19	7.68	32.07	361	266	AVERAGE	 <p>Date: 2024-06-23</p> <table border="1"> <thead> <tr> <th>Limit</th> <th>Margin</th> <th>Read</th> <th>Ant</th> <th>Cable</th> <th>Preamp</th> <th>APos</th> <th>TPos</th> <th>Remark</th> </tr> <tr> <th>Freq</th> <th>Level</th> <th>Line</th> <th>(dB)</th> <th>Level</th> <th>Factor</th> <th>Loss</th> <th>Factor</th> <th></th> </tr> <tr> <th>MHz</th> <th>dBuV/m</th> <th>dBuV/m</th> <th></th> <th>dBuV</th> <th>dB/m</th> <th>dB</th> <th>dB</th> <th>cm</th> <th>deg</th> </tr> </thead> <tbody> <tr> <td>1</td> <td>2404.00</td> <td>93.05</td> <td>-----</td> <td>-----</td> <td>85.04</td> <td>32.29</td> <td>7.80</td> <td>32.08</td> <td>361</td> <td>266</td> <td>AVERAGE</td> </tr> </tbody> </table>	Limit	Margin	Read	Ant	Cable	Preamp	APos	TPos	Remark	Freq	Level	Line	(dB)	Level	Factor	Loss	Factor		MHz	dBuV/m	dBuV/m		dBuV	dB/m	dB	dB	cm	deg	1	2404.00	93.05	-----	-----	85.04	32.29	7.80	32.08	361	266	AVERAGE
Limit	Margin	Read	Ant	Cable	Preamp	APos	TPos	Remark																																																																										
Freq	Level	Line	(dB)	Level	Factor	Loss	Factor																																																																											
MHz	dBuV/m	dBuV/m		dBuV	dB/m	dB	dB	cm	deg																																																																									
1	2361.03	40.54	54.00	-13.46	32.74	32.19	7.68	32.07	361	266	AVERAGE																																																																							
Limit	Margin	Read	Ant	Cable	Preamp	APos	TPos	Remark																																																																										
Freq	Level	Line	(dB)	Level	Factor	Loss	Factor																																																																											
MHz	dBuV/m	dBuV/m		dBuV	dB/m	dB	dB	cm	deg																																																																									
1	2404.00	93.05	-----	-----	85.04	32.29	7.80	32.08	361	266	AVERAGE																																																																							



Mode	9																																																																																	
	Band Edge																																																																																	
	2400-2483.5_Bluetooth-LE_GSKF_CH38_2478MHz																																																																																	
ANT	10																																																																																	
Pol.	Horizontal	Fundamental																																																																																
Peak	<table border="1"> <thead> <tr> <th>Limit</th> <th>Margin</th> <th>Read</th> <th>Ant</th> <th>Cable</th> <th>Preamp</th> <th>APos</th> <th>TPos</th> <th>Remark</th> </tr> <tr> <th>Freq</th> <th>Level</th> <th>Line</th> <th>(dB)</th> <th>Level</th> <th>Factor</th> <th>Loss</th> <th>Factor</th> <th></th> </tr> <tr> <th>MHz</th> <th>dBuV/m</th> <th>dBuV/m</th> <th></th> <th>dBuV</th> <th>dB/m</th> <th>dB</th> <th>dB</th> <th>cm</th> <th>deg</th> </tr> </thead> <tbody> <tr> <td>1</td> <td>2496.11</td> <td>49.35</td> <td>74.00</td> <td>-24.65</td> <td>41.07</td> <td>32.49</td> <td>7.89</td> <td>32.10</td> <td>270</td> <td>301</td> <td>PEAK</td> </tr> </tbody> </table>	Limit	Margin	Read	Ant	Cable	Preamp	APos	TPos	Remark	Freq	Level	Line	(dB)	Level	Factor	Loss	Factor		MHz	dBuV/m	dBuV/m		dBuV	dB/m	dB	dB	cm	deg	1	2496.11	49.35	74.00	-24.65	41.07	32.49	7.89	32.10	270	301	PEAK	<table border="1"> <thead> <tr> <th>Limit</th> <th>Margin</th> <th>Read</th> <th>Ant</th> <th>Cable</th> <th>Preamp</th> <th>APos</th> <th>TPos</th> <th>Remark</th> </tr> <tr> <th>Freq</th> <th>Level</th> <th>Line</th> <th>(dB)</th> <th>Level</th> <th>Factor</th> <th>Loss</th> <th>Factor</th> <th></th> </tr> <tr> <th>MHz</th> <th>dBuV/m</th> <th>dBuV/m</th> <th></th> <th>dBuV</th> <th>dB/m</th> <th>dB</th> <th>dB</th> <th>cm</th> <th>deg</th> </tr> </thead> <tbody> <tr> <td>1</td> <td>2478.00</td> <td>94.65</td> <td>74.00</td> <td>20.65</td> <td>86.42</td> <td>32.45</td> <td>7.87</td> <td>32.09</td> <td>270</td> <td>301</td> <td>PEAK</td> </tr> </tbody> </table>	Limit	Margin	Read	Ant	Cable	Preamp	APos	TPos	Remark	Freq	Level	Line	(dB)	Level	Factor	Loss	Factor		MHz	dBuV/m	dBuV/m		dBuV	dB/m	dB	dB	cm	deg	1	2478.00	94.65	74.00	20.65	86.42	32.45	7.87	32.09	270	301	PEAK
	Limit	Margin	Read	Ant	Cable	Preamp	APos	TPos	Remark																																																																									
Freq	Level	Line	(dB)	Level	Factor	Loss	Factor																																																																											
MHz	dBuV/m	dBuV/m		dBuV	dB/m	dB	dB	cm	deg																																																																									
1	2496.11	49.35	74.00	-24.65	41.07	32.49	7.89	32.10	270	301	PEAK																																																																							
Limit	Margin	Read	Ant	Cable	Preamp	APos	TPos	Remark																																																																										
Freq	Level	Line	(dB)	Level	Factor	Loss	Factor																																																																											
MHz	dBuV/m	dBuV/m		dBuV	dB/m	dB	dB	cm	deg																																																																									
1	2478.00	94.65	74.00	20.65	86.42	32.45	7.87	32.09	270	301	PEAK																																																																							
Avg	<table border="1"> <thead> <tr> <th>Limit</th> <th>Margin</th> <th>Read</th> <th>Ant</th> <th>Cable</th> <th>Preamp</th> <th>APos</th> <th>TPos</th> <th>Remark</th> </tr> <tr> <th>Freq</th> <th>Level</th> <th>Line</th> <th>(dB)</th> <th>Level</th> <th>Factor</th> <th>Loss</th> <th>Factor</th> <th></th> </tr> <tr> <th>MHz</th> <th>dBuV/m</th> <th>dBuV/m</th> <th></th> <th>dBuV</th> <th>dB/m</th> <th>dB</th> <th>dB</th> <th>cm</th> <th>deg</th> </tr> </thead> <tbody> <tr> <td>1</td> <td>2497.65</td> <td>41.10</td> <td>54.00</td> <td>-12.90</td> <td>32.82</td> <td>32.49</td> <td>7.89</td> <td>32.10</td> <td>270</td> <td>301</td> <td>AVERAGE</td> </tr> </tbody> </table>	Limit	Margin	Read	Ant	Cable	Preamp	APos	TPos	Remark	Freq	Level	Line	(dB)	Level	Factor	Loss	Factor		MHz	dBuV/m	dBuV/m		dBuV	dB/m	dB	dB	cm	deg	1	2497.65	41.10	54.00	-12.90	32.82	32.49	7.89	32.10	270	301	AVERAGE	<table border="1"> <thead> <tr> <th>Limit</th> <th>Margin</th> <th>Read</th> <th>Ant</th> <th>Cable</th> <th>Preamp</th> <th>APos</th> <th>TPos</th> <th>Remark</th> </tr> <tr> <th>Freq</th> <th>Level</th> <th>Line</th> <th>(dB)</th> <th>Level</th> <th>Factor</th> <th>Loss</th> <th>Factor</th> <th></th> </tr> <tr> <th>MHz</th> <th>dBuV/m</th> <th>dBuV/m</th> <th></th> <th>dBuV</th> <th>dB/m</th> <th>dB</th> <th>dB</th> <th>cm</th> <th>deg</th> </tr> </thead> <tbody> <tr> <td>1</td> <td>2478.00</td> <td>92.38</td> <td>54.00</td> <td>38.38</td> <td>84.15</td> <td>32.45</td> <td>7.87</td> <td>32.09</td> <td>270</td> <td>301</td> <td>AVERAGE</td> </tr> </tbody> </table>	Limit	Margin	Read	Ant	Cable	Preamp	APos	TPos	Remark	Freq	Level	Line	(dB)	Level	Factor	Loss	Factor		MHz	dBuV/m	dBuV/m		dBuV	dB/m	dB	dB	cm	deg	1	2478.00	92.38	54.00	38.38	84.15	32.45	7.87	32.09	270	301	AVERAGE
Limit	Margin	Read	Ant	Cable	Preamp	APos	TPos	Remark																																																																										
Freq	Level	Line	(dB)	Level	Factor	Loss	Factor																																																																											
MHz	dBuV/m	dBuV/m		dBuV	dB/m	dB	dB	cm	deg																																																																									
1	2497.65	41.10	54.00	-12.90	32.82	32.49	7.89	32.10	270	301	AVERAGE																																																																							
Limit	Margin	Read	Ant	Cable	Preamp	APos	TPos	Remark																																																																										
Freq	Level	Line	(dB)	Level	Factor	Loss	Factor																																																																											
MHz	dBuV/m	dBuV/m		dBuV	dB/m	dB	dB	cm	deg																																																																									
1	2478.00	92.38	54.00	38.38	84.15	32.45	7.87	32.09	270	301	AVERAGE																																																																							



Mode	9																																											
	Band Edge																																											
	2400-2483.5_Bluetooth-LE_GSKF_CH38_2478MHz																																											
ANT	10																																											
Pol.	Vertical	Fundamental																																										
Peak	<table border="1"> <thead> <tr> <th>Limit Margin</th> <th>Read</th> <th>Ant</th> <th>Cable</th> <th>Preamp</th> <th>APos</th> <th>TPos</th> </tr> <tr> <th>Freq Level Line (dB)</th> <th>Level Factor</th> <th>Loss Factor</th> <th></th> <th></th> <th>cm</th> <th>deg</th> </tr> </thead> <tbody> <tr> <td>1 2497.98 49.74 74.00 -24.26</td> <td>41.45</td> <td>32.50</td> <td>7.89</td> <td>32.10</td> <td>384</td> <td>266 PEAK</td> </tr> </tbody> </table>	Limit Margin	Read	Ant	Cable	Preamp	APos	TPos	Freq Level Line (dB)	Level Factor	Loss Factor			cm	deg	1 2497.98 49.74 74.00 -24.26	41.45	32.50	7.89	32.10	384	266 PEAK	<table border="1"> <thead> <tr> <th>Limit Margin</th> <th>Read</th> <th>Ant</th> <th>Cable</th> <th>Preamp</th> <th>APos</th> <th>TPos</th> </tr> <tr> <th>Freq Level Line (dB)</th> <th>Level Factor</th> <th>Loss Factor</th> <th></th> <th></th> <th>cm</th> <th>deg</th> </tr> </thead> <tbody> <tr> <td>1 2478.00 97.16 -----</td> <td>88.93</td> <td>32.45</td> <td>7.87</td> <td>32.09</td> <td>384</td> <td>266 PEAK</td> </tr> </tbody> </table>	Limit Margin	Read	Ant	Cable	Preamp	APos	TPos	Freq Level Line (dB)	Level Factor	Loss Factor			cm	deg	1 2478.00 97.16 -----	88.93	32.45	7.87	32.09	384	266 PEAK
Limit Margin	Read	Ant	Cable	Preamp	APos	TPos																																						
Freq Level Line (dB)	Level Factor	Loss Factor			cm	deg																																						
1 2497.98 49.74 74.00 -24.26	41.45	32.50	7.89	32.10	384	266 PEAK																																						
Limit Margin	Read	Ant	Cable	Preamp	APos	TPos																																						
Freq Level Line (dB)	Level Factor	Loss Factor			cm	deg																																						
1 2478.00 97.16 -----	88.93	32.45	7.87	32.09	384	266 PEAK																																						
Avg	<table border="1"> <thead> <tr> <th>Limit Margin</th> <th>Read</th> <th>Ant</th> <th>Cable</th> <th>Preamp</th> <th>APos</th> <th>TPos</th> </tr> <tr> <th>Freq Level Line (dB)</th> <th>Level Factor</th> <th>Loss Factor</th> <th></th> <th></th> <th>cm</th> <th>deg</th> </tr> </thead> <tbody> <tr> <td>1 2488.23 41.08 54.00 -12.92</td> <td>32.83</td> <td>32.47</td> <td>7.88</td> <td>32.10</td> <td>384</td> <td>266 AVERAGE</td> </tr> </tbody> </table>	Limit Margin	Read	Ant	Cable	Preamp	APos	TPos	Freq Level Line (dB)	Level Factor	Loss Factor			cm	deg	1 2488.23 41.08 54.00 -12.92	32.83	32.47	7.88	32.10	384	266 AVERAGE	<table border="1"> <thead> <tr> <th>Limit Margin</th> <th>Read</th> <th>Ant</th> <th>Cable</th> <th>Preamp</th> <th>APos</th> <th>TPos</th> </tr> <tr> <th>Freq Level Line (dB)</th> <th>Level Factor</th> <th>Loss Factor</th> <th></th> <th></th> <th>cm</th> <th>deg</th> </tr> </thead> <tbody> <tr> <td>1 2478.00 94.89 -----</td> <td>86.66</td> <td>32.45</td> <td>7.87</td> <td>32.09</td> <td>384</td> <td>266 AVERAGE</td> </tr> </tbody> </table>	Limit Margin	Read	Ant	Cable	Preamp	APos	TPos	Freq Level Line (dB)	Level Factor	Loss Factor			cm	deg	1 2478.00 94.89 -----	86.66	32.45	7.87	32.09	384	266 AVERAGE
Limit Margin	Read	Ant	Cable	Preamp	APos	TPos																																						
Freq Level Line (dB)	Level Factor	Loss Factor			cm	deg																																						
1 2488.23 41.08 54.00 -12.92	32.83	32.47	7.88	32.10	384	266 AVERAGE																																						
Limit Margin	Read	Ant	Cable	Preamp	APos	TPos																																						
Freq Level Line (dB)	Level Factor	Loss Factor			cm	deg																																						
1 2478.00 94.89 -----	86.66	32.45	7.87	32.09	384	266 AVERAGE																																						



Mode	9																																																																																																	
	Harmonic																																																																																																	
	2400-2483.5_Bluetooth-LE_GSKF_CH38_2478MHz																																																																																																	
ANT	10																																																																																																	
Pol.	Horizontal	Vertical																																																																																																
Peak Avg	<table border="1"> <thead> <tr> <th>Limit</th> <th>Read</th> <th>Ant</th> <th>Cable</th> <th>Preamp</th> <th>Apos</th> <th>TPos</th> <th>Remark</th> </tr> <tr> <th>Freq</th> <th>Level</th> <th>Line Margin</th> <th>Level Factor</th> <th>Loss Factor</th> <th></th> <th></th> <th></th> </tr> <tr> <th>MHz</th> <th>dBuV/m</th> <th>dBuV/m</th> <th>dB</th> <th>dBuV</th> <th>dB/m</th> <th>dB</th> <th>dB</th> </tr> </thead> <tbody> <tr> <td>1</td> <td>4956.00</td> <td>46.32</td> <td>74.00</td> <td>-27.68</td> <td>51.83</td> <td>34.88</td> <td>11.13</td> <td>51.52</td> <td>--</td> <td>--</td> <td>Peak</td> </tr> <tr> <td>2</td> <td>7434.00</td> <td>46.42</td> <td>74.00</td> <td>-27.58</td> <td>48.25</td> <td>36.37</td> <td>12.99</td> <td>51.19</td> <td>--</td> <td>--</td> <td>Peak</td> </tr> </tbody> </table>	Limit	Read	Ant	Cable	Preamp	Apos	TPos	Remark	Freq	Level	Line Margin	Level Factor	Loss Factor				MHz	dBuV/m	dBuV/m	dB	dBuV	dB/m	dB	dB	1	4956.00	46.32	74.00	-27.68	51.83	34.88	11.13	51.52	--	--	Peak	2	7434.00	46.42	74.00	-27.58	48.25	36.37	12.99	51.19	--	--	Peak	<table border="1"> <thead> <tr> <th>Limit</th> <th>Read</th> <th>Ant</th> <th>Cable</th> <th>Preamp</th> <th>Apos</th> <th>TPos</th> <th>Remark</th> </tr> <tr> <th>Freq</th> <th>Level</th> <th>Line Margin</th> <th>Level Factor</th> <th>Loss Factor</th> <th></th> <th></th> <th></th> </tr> <tr> <th>MHz</th> <th>dBuV/m</th> <th>dBuV/m</th> <th>dB</th> <th>dBuV</th> <th>dB/m</th> <th>dB</th> <th>dB</th> </tr> </thead> <tbody> <tr> <td>1</td> <td>4956.00</td> <td>45.60</td> <td>74.00</td> <td>-28.40</td> <td>51.11</td> <td>34.88</td> <td>11.13</td> <td>51.52</td> <td>--</td> <td>--</td> <td>Peak</td> </tr> <tr> <td>2</td> <td>7434.00</td> <td>46.74</td> <td>74.00</td> <td>-27.26</td> <td>48.57</td> <td>36.37</td> <td>12.99</td> <td>51.19</td> <td>--</td> <td>--</td> <td>Peak</td> </tr> </tbody> </table>	Limit	Read	Ant	Cable	Preamp	Apos	TPos	Remark	Freq	Level	Line Margin	Level Factor	Loss Factor				MHz	dBuV/m	dBuV/m	dB	dBuV	dB/m	dB	dB	1	4956.00	45.60	74.00	-28.40	51.11	34.88	11.13	51.52	--	--	Peak	2	7434.00	46.74	74.00	-27.26	48.57	36.37	12.99	51.19	--	--	Peak
	Limit	Read	Ant	Cable	Preamp	Apos	TPos	Remark																																																																																										
Freq	Level	Line Margin	Level Factor	Loss Factor																																																																																														
MHz	dBuV/m	dBuV/m	dB	dBuV	dB/m	dB	dB																																																																																											
1	4956.00	46.32	74.00	-27.68	51.83	34.88	11.13	51.52	--	--	Peak																																																																																							
2	7434.00	46.42	74.00	-27.58	48.25	36.37	12.99	51.19	--	--	Peak																																																																																							
Limit	Read	Ant	Cable	Preamp	Apos	TPos	Remark																																																																																											
Freq	Level	Line Margin	Level Factor	Loss Factor																																																																																														
MHz	dBuV/m	dBuV/m	dB	dBuV	dB/m	dB	dB																																																																																											
1	4956.00	45.60	74.00	-28.40	51.11	34.88	11.13	51.52	--	--	Peak																																																																																							
2	7434.00	46.74	74.00	-27.26	48.57	36.37	12.99	51.19	--	--	Peak																																																																																							



Mode	10																																																																																																																																																																																						
	LF																																																																																																																																																																																						
	2400-2483.5_Bluetooth-LE_GSKF_CH38_2478MHz																																																																																																																																																																																						
ANT	10																																																																																																																																																																																						
Pol.	Horizontal	Vertical																																																																																																																																																																																					
QP/Peak	<p>Date: 2024-06-24</p>	<p>Date: 2024-06-24</p>																																																																																																																																																																																					
	<table border="1"> <thead> <tr> <th>Limit</th> <th>Read</th> <th>Ant</th> <th>Cable</th> <th>Preamp</th> <th>APos</th> <th>TPos</th> <th>Remark</th> </tr> <tr> <th>Freq</th> <th>Level</th> <th>Line Margin</th> <th>Level Factor</th> <th>Loss Factor</th> <th></th> <th></th> <th></th> </tr> <tr> <th>MHz</th> <th>dBuV/m</th> <th>dBuV/m</th> <th>dB</th> <th>dBuV</th> <th>dB/m</th> <th>dB</th> <th>cm</th> <th>deg</th> </tr> </thead> <tbody> <tr> <td>1</td> <td>56.19</td> <td>17.53</td> <td>40.00</td> <td>-22.47</td> <td>36.06</td> <td>20.05</td> <td>1.37</td> <td>39.95</td> <td>--</td> <td>Peak</td> </tr> <tr> <td>2</td> <td>165.80</td> <td>21.45</td> <td>43.50</td> <td>-22.05</td> <td>39.84</td> <td>19.29</td> <td>2.34</td> <td>40.02</td> <td>--</td> <td>Peak</td> </tr> <tr> <td>3</td> <td>191.99</td> <td>25.69</td> <td>43.50</td> <td>-17.81</td> <td>46.44</td> <td>16.73</td> <td>2.52</td> <td>40.00</td> <td>--</td> <td>Peak</td> </tr> <tr> <td>4</td> <td>219.15</td> <td>28.23</td> <td>46.00</td> <td>-17.77</td> <td>48.48</td> <td>17.05</td> <td>2.68</td> <td>39.98</td> <td>--</td> <td>Peak</td> </tr> <tr> <td>5</td> <td>288.99</td> <td>30.37</td> <td>46.00</td> <td>-15.63</td> <td>47.72</td> <td>19.54</td> <td>3.06</td> <td>39.95</td> <td>--</td> <td>Peak</td> </tr> <tr> <td>6</td> <td>833.16</td> <td>29.87</td> <td>46.00</td> <td>-16.13</td> <td>35.66</td> <td>28.47</td> <td>5.18</td> <td>39.44</td> <td>--</td> <td>Peak</td> </tr> </tbody> </table>	Limit	Read	Ant	Cable	Preamp	APos	TPos	Remark	Freq	Level	Line Margin	Level Factor	Loss Factor				MHz	dBuV/m	dBuV/m	dB	dBuV	dB/m	dB	cm	deg	1	56.19	17.53	40.00	-22.47	36.06	20.05	1.37	39.95	--	Peak	2	165.80	21.45	43.50	-22.05	39.84	19.29	2.34	40.02	--	Peak	3	191.99	25.69	43.50	-17.81	46.44	16.73	2.52	40.00	--	Peak	4	219.15	28.23	46.00	-17.77	48.48	17.05	2.68	39.98	--	Peak	5	288.99	30.37	46.00	-15.63	47.72	19.54	3.06	39.95	--	Peak	6	833.16	29.87	46.00	-16.13	35.66	28.47	5.18	39.44	--	Peak	<table border="1"> <thead> <tr> <th>Limit</th> <th>Read</th> <th>Ant</th> <th>Cable</th> <th>Preamp</th> <th>APos</th> <th>TPos</th> <th>Remark</th> </tr> <tr> <th>Freq</th> <th>Level</th> <th>Line Margin</th> <th>Level Factor</th> <th>Loss Factor</th> <th></th> <th></th> <th></th> </tr> <tr> <th>MHz</th> <th>dBuV/m</th> <th>dBuV/m</th> <th>dB</th> <th>dBuV</th> <th>dB/m</th> <th>dB</th> <th>cm</th> <th>deg</th> </tr> </thead> <tbody> <tr> <td>1</td> <td>38.73</td> <td>24.57</td> <td>40.00</td> <td>-15.43</td> <td>43.67</td> <td>19.65</td> <td>1.15</td> <td>39.90</td> <td>--</td> <td>Peak</td> </tr> <tr> <td>2</td> <td>105.66</td> <td>19.44</td> <td>43.50</td> <td>-24.06</td> <td>41.82</td> <td>15.81</td> <td>1.88</td> <td>40.07</td> <td>--</td> <td>Peak</td> </tr> <tr> <td>3</td> <td>164.83</td> <td>23.42</td> <td>43.50</td> <td>-20.08</td> <td>41.81</td> <td>19.30</td> <td>2.33</td> <td>40.02</td> <td>--</td> <td>Peak</td> </tr> <tr> <td>4</td> <td>222.06</td> <td>23.19</td> <td>46.00</td> <td>-22.81</td> <td>43.28</td> <td>17.19</td> <td>2.70</td> <td>39.98</td> <td>--</td> <td>Peak</td> </tr> <tr> <td>5</td> <td>268.62</td> <td>24.10</td> <td>46.00</td> <td>-21.90</td> <td>42.26</td> <td>18.84</td> <td>2.96</td> <td>39.96</td> <td>--</td> <td>Peak</td> </tr> <tr> <td>6</td> <td>847.71</td> <td>30.32</td> <td>46.00</td> <td>-15.68</td> <td>35.92</td> <td>28.61</td> <td>5.22</td> <td>39.43</td> <td>--</td> <td>Peak</td> </tr> </tbody> </table>	Limit	Read	Ant	Cable	Preamp	APos	TPos	Remark	Freq	Level	Line Margin	Level Factor	Loss Factor				MHz	dBuV/m	dBuV/m	dB	dBuV	dB/m	dB	cm	deg	1	38.73	24.57	40.00	-15.43	43.67	19.65	1.15	39.90	--	Peak	2	105.66	19.44	43.50	-24.06	41.82	15.81	1.88	40.07	--	Peak	3	164.83	23.42	43.50	-20.08	41.81	19.30	2.33	40.02	--	Peak	4	222.06	23.19	46.00	-22.81	43.28	17.19	2.70	39.98	--	Peak	5	268.62	24.10	46.00	-21.90	42.26	18.84	2.96	39.96	--	Peak	6	847.71	30.32	46.00	-15.68	35.92	28.61	5.22	39.43	--
Limit	Read	Ant	Cable	Preamp	APos	TPos	Remark																																																																																																																																																																																
Freq	Level	Line Margin	Level Factor	Loss Factor																																																																																																																																																																																			
MHz	dBuV/m	dBuV/m	dB	dBuV	dB/m	dB	cm	deg																																																																																																																																																																															
1	56.19	17.53	40.00	-22.47	36.06	20.05	1.37	39.95	--	Peak																																																																																																																																																																													
2	165.80	21.45	43.50	-22.05	39.84	19.29	2.34	40.02	--	Peak																																																																																																																																																																													
3	191.99	25.69	43.50	-17.81	46.44	16.73	2.52	40.00	--	Peak																																																																																																																																																																													
4	219.15	28.23	46.00	-17.77	48.48	17.05	2.68	39.98	--	Peak																																																																																																																																																																													
5	288.99	30.37	46.00	-15.63	47.72	19.54	3.06	39.95	--	Peak																																																																																																																																																																													
6	833.16	29.87	46.00	-16.13	35.66	28.47	5.18	39.44	--	Peak																																																																																																																																																																													
Limit	Read	Ant	Cable	Preamp	APos	TPos	Remark																																																																																																																																																																																
Freq	Level	Line Margin	Level Factor	Loss Factor																																																																																																																																																																																			
MHz	dBuV/m	dBuV/m	dB	dBuV	dB/m	dB	cm	deg																																																																																																																																																																															
1	38.73	24.57	40.00	-15.43	43.67	19.65	1.15	39.90	--	Peak																																																																																																																																																																													
2	105.66	19.44	43.50	-24.06	41.82	15.81	1.88	40.07	--	Peak																																																																																																																																																																													
3	164.83	23.42	43.50	-20.08	41.81	19.30	2.33	40.02	--	Peak																																																																																																																																																																													
4	222.06	23.19	46.00	-22.81	43.28	17.19	2.70	39.98	--	Peak																																																																																																																																																																													
5	268.62	24.10	46.00	-21.90	42.26	18.84	2.96	39.96	--	Peak																																																																																																																																																																													
6	847.71	30.32	46.00	-15.68	35.92	28.61	5.22	39.43	--	Peak																																																																																																																																																																													



Mode	29																																																																																	
	Band Edge																																																																																	
	2400-2483.5_Bluetooth-LE_GSKF_CH38_TX + LTE Band13 Link																																																																																	
ANT	10+0																																																																																	
Pol.	Horizontal	Fundamental																																																																																
Peak	<table border="1"> <thead> <tr> <th>Limit</th> <th>Margin</th> <th>Read</th> <th>Ant</th> <th>Cable</th> <th>Preamp</th> <th>APos</th> <th>TPos</th> <th>Remark</th> </tr> <tr> <th>Freq</th> <th>Level</th> <th>Line</th> <th>(dB)</th> <th>Level</th> <th>Factor</th> <th>Loss</th> <th>Factor</th> <th></th> </tr> <tr> <th>MHz</th> <th>dBuV/m</th> <th>dBuV/m</th> <th></th> <th>dBuV</th> <th>dB/m</th> <th>dB</th> <th>dB</th> <th>cm</th> <th>deg</th> </tr> </thead> <tbody> <tr> <td>1</td> <td>2485.50</td> <td>48.56</td> <td>74.00</td> <td>-25.44</td> <td>42.08</td> <td>30.70</td> <td>7.88</td> <td>32.10</td> <td>141</td> <td>233</td> <td>PEAK</td> </tr> </tbody> </table>	Limit	Margin	Read	Ant	Cable	Preamp	APos	TPos	Remark	Freq	Level	Line	(dB)	Level	Factor	Loss	Factor		MHz	dBuV/m	dBuV/m		dBuV	dB/m	dB	dB	cm	deg	1	2485.50	48.56	74.00	-25.44	42.08	30.70	7.88	32.10	141	233	PEAK	<table border="1"> <thead> <tr> <th>Limit</th> <th>Margin</th> <th>Read</th> <th>Ant</th> <th>Cable</th> <th>Preamp</th> <th>APos</th> <th>TPos</th> <th>Remark</th> </tr> <tr> <th>Freq</th> <th>Level</th> <th>Line</th> <th>(dB)</th> <th>Level</th> <th>Factor</th> <th>Loss</th> <th>Factor</th> <th></th> </tr> <tr> <th>MHz</th> <th>dBuV/m</th> <th>dBuV/m</th> <th></th> <th>dBuV</th> <th>dB/m</th> <th>dB</th> <th>dB</th> <th>cm</th> <th>deg</th> </tr> </thead> <tbody> <tr> <td>1</td> <td>2478.00</td> <td>95.63</td> <td>74.00</td> <td>21.63</td> <td>89.15</td> <td>30.70</td> <td>7.87</td> <td>32.09</td> <td>141</td> <td>233</td> <td>PEAK</td> </tr> </tbody> </table>	Limit	Margin	Read	Ant	Cable	Preamp	APos	TPos	Remark	Freq	Level	Line	(dB)	Level	Factor	Loss	Factor		MHz	dBuV/m	dBuV/m		dBuV	dB/m	dB	dB	cm	deg	1	2478.00	95.63	74.00	21.63	89.15	30.70	7.87	32.09	141	233	PEAK
	Limit	Margin	Read	Ant	Cable	Preamp	APos	TPos	Remark																																																																									
Freq	Level	Line	(dB)	Level	Factor	Loss	Factor																																																																											
MHz	dBuV/m	dBuV/m		dBuV	dB/m	dB	dB	cm	deg																																																																									
1	2485.50	48.56	74.00	-25.44	42.08	30.70	7.88	32.10	141	233	PEAK																																																																							
Limit	Margin	Read	Ant	Cable	Preamp	APos	TPos	Remark																																																																										
Freq	Level	Line	(dB)	Level	Factor	Loss	Factor																																																																											
MHz	dBuV/m	dBuV/m		dBuV	dB/m	dB	dB	cm	deg																																																																									
1	2478.00	95.63	74.00	21.63	89.15	30.70	7.87	32.09	141	233	PEAK																																																																							
Avg	<table border="1"> <thead> <tr> <th>Limit</th> <th>Margin</th> <th>Read</th> <th>Ant</th> <th>Cable</th> <th>Preamp</th> <th>APos</th> <th>TPos</th> <th>Remark</th> </tr> <tr> <th>Freq</th> <th>Level</th> <th>Line</th> <th>(dB)</th> <th>Level</th> <th>Factor</th> <th>Loss</th> <th>Factor</th> <th></th> </tr> <tr> <th>MHz</th> <th>dBuV/m</th> <th>dBuV/m</th> <th></th> <th>dBuV</th> <th>dB/m</th> <th>dB</th> <th>dB</th> <th>cm</th> <th>deg</th> </tr> </thead> <tbody> <tr> <td>1</td> <td>2489.48</td> <td>39.92</td> <td>54.00</td> <td>-14.08</td> <td>33.44</td> <td>30.70</td> <td>7.88</td> <td>32.10</td> <td>141</td> <td>233</td> <td>AVERAGE</td> </tr> </tbody> </table>	Limit	Margin	Read	Ant	Cable	Preamp	APos	TPos	Remark	Freq	Level	Line	(dB)	Level	Factor	Loss	Factor		MHz	dBuV/m	dBuV/m		dBuV	dB/m	dB	dB	cm	deg	1	2489.48	39.92	54.00	-14.08	33.44	30.70	7.88	32.10	141	233	AVERAGE	<table border="1"> <thead> <tr> <th>Limit</th> <th>Margin</th> <th>Read</th> <th>Ant</th> <th>Cable</th> <th>Preamp</th> <th>APos</th> <th>TPos</th> <th>Remark</th> </tr> <tr> <th>Freq</th> <th>Level</th> <th>Line</th> <th>(dB)</th> <th>Level</th> <th>Factor</th> <th>Loss</th> <th>Factor</th> <th></th> </tr> <tr> <th>MHz</th> <th>dBuV/m</th> <th>dBuV/m</th> <th></th> <th>dBuV</th> <th>dB/m</th> <th>dB</th> <th>dB</th> <th>cm</th> <th>deg</th> </tr> </thead> <tbody> <tr> <td>1</td> <td>2478.00</td> <td>93.91</td> <td>54.00</td> <td>39.91</td> <td>87.43</td> <td>30.70</td> <td>7.87</td> <td>32.09</td> <td>141</td> <td>233</td> <td>AVERAGE</td> </tr> </tbody> </table>	Limit	Margin	Read	Ant	Cable	Preamp	APos	TPos	Remark	Freq	Level	Line	(dB)	Level	Factor	Loss	Factor		MHz	dBuV/m	dBuV/m		dBuV	dB/m	dB	dB	cm	deg	1	2478.00	93.91	54.00	39.91	87.43	30.70	7.87	32.09	141	233	AVERAGE
Limit	Margin	Read	Ant	Cable	Preamp	APos	TPos	Remark																																																																										
Freq	Level	Line	(dB)	Level	Factor	Loss	Factor																																																																											
MHz	dBuV/m	dBuV/m		dBuV	dB/m	dB	dB	cm	deg																																																																									
1	2489.48	39.92	54.00	-14.08	33.44	30.70	7.88	32.10	141	233	AVERAGE																																																																							
Limit	Margin	Read	Ant	Cable	Preamp	APos	TPos	Remark																																																																										
Freq	Level	Line	(dB)	Level	Factor	Loss	Factor																																																																											
MHz	dBuV/m	dBuV/m		dBuV	dB/m	dB	dB	cm	deg																																																																									
1	2478.00	93.91	54.00	39.91	87.43	30.70	7.87	32.09	141	233	AVERAGE																																																																							



Mode	29																																																																																	
	Band Edge																																																																																	
	2400-2483.5_Bluetooth-LE_GSKF_CH38_TX + LTE Band13 Link																																																																																	
ANT	10+0																																																																																	
Pol.	Vertical	Fundamental																																																																																
Peak	<table border="1"> <thead> <tr> <th>Limit</th> <th>Margin</th> <th>Read</th> <th>Ant</th> <th>Cable</th> <th>Preamp</th> <th>APos</th> <th>TPos</th> <th>Remark</th> </tr> <tr> <th>Freq</th> <th>Level</th> <th>Line</th> <th>(dB)</th> <th>Level</th> <th>Factor</th> <th>Loss</th> <th>Factor</th> <th></th> </tr> <tr> <th>MHz</th> <th>dBuV/m</th> <th>dBuV/m</th> <th>dB</th> <th>dBuV</th> <th>dB/m</th> <th>dB</th> <th>dB</th> <th>cm</th> <th>deg</th> </tr> </thead> <tbody> <tr> <td>1</td> <td>2487.77</td> <td>48.70</td> <td>74.00</td> <td>-25.30</td> <td>42.22</td> <td>30.70</td> <td>7.88</td> <td>32.10</td> <td>142</td> <td>265</td> <td>PEAK</td> </tr> </tbody> </table>	Limit	Margin	Read	Ant	Cable	Preamp	APos	TPos	Remark	Freq	Level	Line	(dB)	Level	Factor	Loss	Factor		MHz	dBuV/m	dBuV/m	dB	dBuV	dB/m	dB	dB	cm	deg	1	2487.77	48.70	74.00	-25.30	42.22	30.70	7.88	32.10	142	265	PEAK	<table border="1"> <thead> <tr> <th>Limit</th> <th>Margin</th> <th>Read</th> <th>Ant</th> <th>Cable</th> <th>Preamp</th> <th>APos</th> <th>TPos</th> <th>Remark</th> </tr> <tr> <th>Freq</th> <th>Level</th> <th>Line</th> <th>(dB)</th> <th>Level</th> <th>Factor</th> <th>Loss</th> <th>Factor</th> <th></th> </tr> <tr> <th>MHz</th> <th>dBuV/m</th> <th>dBuV/m</th> <th>dB</th> <th>dBuV</th> <th>dB/m</th> <th>dB</th> <th>dB</th> <th>cm</th> <th>deg</th> </tr> </thead> <tbody> <tr> <td>1</td> <td>2478.00</td> <td>99.16</td> <td>74.00</td> <td>25.16</td> <td>92.68</td> <td>30.70</td> <td>7.87</td> <td>32.09</td> <td>142</td> <td>265</td> <td>PEAK</td> </tr> </tbody> </table>	Limit	Margin	Read	Ant	Cable	Preamp	APos	TPos	Remark	Freq	Level	Line	(dB)	Level	Factor	Loss	Factor		MHz	dBuV/m	dBuV/m	dB	dBuV	dB/m	dB	dB	cm	deg	1	2478.00	99.16	74.00	25.16	92.68	30.70	7.87	32.09	142	265	PEAK
	Limit	Margin	Read	Ant	Cable	Preamp	APos	TPos	Remark																																																																									
Freq	Level	Line	(dB)	Level	Factor	Loss	Factor																																																																											
MHz	dBuV/m	dBuV/m	dB	dBuV	dB/m	dB	dB	cm	deg																																																																									
1	2487.77	48.70	74.00	-25.30	42.22	30.70	7.88	32.10	142	265	PEAK																																																																							
Limit	Margin	Read	Ant	Cable	Preamp	APos	TPos	Remark																																																																										
Freq	Level	Line	(dB)	Level	Factor	Loss	Factor																																																																											
MHz	dBuV/m	dBuV/m	dB	dBuV	dB/m	dB	dB	cm	deg																																																																									
1	2478.00	99.16	74.00	25.16	92.68	30.70	7.87	32.09	142	265	PEAK																																																																							
Avg	<table border="1"> <thead> <tr> <th>Limit</th> <th>Margin</th> <th>Read</th> <th>Ant</th> <th>Cable</th> <th>Preamp</th> <th>APos</th> <th>TPos</th> <th>Remark</th> </tr> <tr> <th>Freq</th> <th>Level</th> <th>Line</th> <th>(dB)</th> <th>Level</th> <th>Factor</th> <th>Loss</th> <th>Factor</th> <th></th> </tr> <tr> <th>MHz</th> <th>dBuV/m</th> <th>dBuV/m</th> <th>dB</th> <th>dBuV</th> <th>dB/m</th> <th>dB</th> <th>dB</th> <th>cm</th> <th>deg</th> </tr> </thead> <tbody> <tr> <td>1</td> <td>2495.18</td> <td>40.08</td> <td>54.00</td> <td>-13.92</td> <td>33.59</td> <td>30.70</td> <td>7.89</td> <td>32.10</td> <td>142</td> <td>264</td> <td>AVERAGE</td> </tr> </tbody> </table>	Limit	Margin	Read	Ant	Cable	Preamp	APos	TPos	Remark	Freq	Level	Line	(dB)	Level	Factor	Loss	Factor		MHz	dBuV/m	dBuV/m	dB	dBuV	dB/m	dB	dB	cm	deg	1	2495.18	40.08	54.00	-13.92	33.59	30.70	7.89	32.10	142	264	AVERAGE	<table border="1"> <thead> <tr> <th>Limit</th> <th>Margin</th> <th>Read</th> <th>Ant</th> <th>Cable</th> <th>Preamp</th> <th>APos</th> <th>TPos</th> <th>Remark</th> </tr> <tr> <th>Freq</th> <th>Level</th> <th>Line</th> <th>(dB)</th> <th>Level</th> <th>Factor</th> <th>Loss</th> <th>Factor</th> <th></th> </tr> <tr> <th>MHz</th> <th>dBuV/m</th> <th>dBuV/m</th> <th>dB</th> <th>dBuV</th> <th>dB/m</th> <th>dB</th> <th>dB</th> <th>cm</th> <th>deg</th> </tr> </thead> <tbody> <tr> <td>1</td> <td>2478.00</td> <td>97.26</td> <td>54.00</td> <td>43.26</td> <td>90.78</td> <td>30.70</td> <td>7.87</td> <td>32.09</td> <td>142</td> <td>265</td> <td>AVERAGE</td> </tr> </tbody> </table>	Limit	Margin	Read	Ant	Cable	Preamp	APos	TPos	Remark	Freq	Level	Line	(dB)	Level	Factor	Loss	Factor		MHz	dBuV/m	dBuV/m	dB	dBuV	dB/m	dB	dB	cm	deg	1	2478.00	97.26	54.00	43.26	90.78	30.70	7.87	32.09	142	265	AVERAGE
Limit	Margin	Read	Ant	Cable	Preamp	APos	TPos	Remark																																																																										
Freq	Level	Line	(dB)	Level	Factor	Loss	Factor																																																																											
MHz	dBuV/m	dBuV/m	dB	dBuV	dB/m	dB	dB	cm	deg																																																																									
1	2495.18	40.08	54.00	-13.92	33.59	30.70	7.89	32.10	142	264	AVERAGE																																																																							
Limit	Margin	Read	Ant	Cable	Preamp	APos	TPos	Remark																																																																										
Freq	Level	Line	(dB)	Level	Factor	Loss	Factor																																																																											
MHz	dBuV/m	dBuV/m	dB	dBuV	dB/m	dB	dB	cm	deg																																																																									
1	2478.00	97.26	54.00	43.26	90.78	30.70	7.87	32.09	142	265	AVERAGE																																																																							



Mode	29																																																																																																	
	Harmonic																																																																																																	
	2400-2483.5_Bluetooth-LE_GSKF_CH38_TX + LTE Band13 Link																																																																																																	
ANT	10+0																																																																																																	
Pol.	Horizontal	Vertical																																																																																																
Peak Avg	<p>Date: 2024-07-08</p> <table border="1"> <thead> <tr> <th>Limit</th> <th>Read</th> <th>Ant</th> <th>Cable</th> <th>Preamp</th> <th>APos</th> <th>TPos</th> <th>Remark</th> </tr> <tr> <th>Freq</th> <th>Level</th> <th>Line Margin</th> <th>Level Factor</th> <th>Loss Factor</th> <th></th> <th></th> <th></th> </tr> <tr> <th>MHz</th> <th>dBuV/m</th> <th>dBuV/m</th> <th>dB</th> <th>dBuV</th> <th>dB/m</th> <th>dB</th> <th>dB</th> </tr> </thead> <tbody> <tr> <td>1</td> <td>4956.00</td> <td>45.75</td> <td>74.00</td> <td>-28.25</td> <td>51.26</td> <td>34.88</td> <td>11.13</td> <td>51.52</td> <td>--</td> <td>--</td> <td>Peak</td> </tr> <tr> <td>2</td> <td>7434.00</td> <td>45.02</td> <td>74.00</td> <td>-28.98</td> <td>46.85</td> <td>36.37</td> <td>12.99</td> <td>51.19</td> <td>--</td> <td>--</td> <td>Peak</td> </tr> </tbody> </table>	Limit	Read	Ant	Cable	Preamp	APos	TPos	Remark	Freq	Level	Line Margin	Level Factor	Loss Factor				MHz	dBuV/m	dBuV/m	dB	dBuV	dB/m	dB	dB	1	4956.00	45.75	74.00	-28.25	51.26	34.88	11.13	51.52	--	--	Peak	2	7434.00	45.02	74.00	-28.98	46.85	36.37	12.99	51.19	--	--	Peak	<p>Date: 2024-07-08</p> <table border="1"> <thead> <tr> <th>Limit</th> <th>Read</th> <th>Ant</th> <th>Cable</th> <th>Preamp</th> <th>APos</th> <th>TPos</th> <th>Remark</th> </tr> <tr> <th>Freq</th> <th>Level</th> <th>Line Margin</th> <th>Level Factor</th> <th>Loss Factor</th> <th></th> <th></th> <th></th> </tr> <tr> <th>MHz</th> <th>dBuV/m</th> <th>dBuV/m</th> <th>dB</th> <th>dBuV</th> <th>dB/m</th> <th>dB</th> <th>dB</th> </tr> </thead> <tbody> <tr> <td>1</td> <td>4956.00</td> <td>45.37</td> <td>74.00</td> <td>-28.63</td> <td>50.88</td> <td>34.88</td> <td>11.13</td> <td>51.52</td> <td>--</td> <td>--</td> <td>Peak</td> </tr> <tr> <td>2</td> <td>7434.00</td> <td>45.80</td> <td>74.00</td> <td>-28.20</td> <td>47.63</td> <td>36.37</td> <td>12.99</td> <td>51.19</td> <td>--</td> <td>--</td> <td>Peak</td> </tr> </tbody> </table>	Limit	Read	Ant	Cable	Preamp	APos	TPos	Remark	Freq	Level	Line Margin	Level Factor	Loss Factor				MHz	dBuV/m	dBuV/m	dB	dBuV	dB/m	dB	dB	1	4956.00	45.37	74.00	-28.63	50.88	34.88	11.13	51.52	--	--	Peak	2	7434.00	45.80	74.00	-28.20	47.63	36.37	12.99	51.19	--	--	Peak
	Limit	Read	Ant	Cable	Preamp	APos	TPos	Remark																																																																																										
Freq	Level	Line Margin	Level Factor	Loss Factor																																																																																														
MHz	dBuV/m	dBuV/m	dB	dBuV	dB/m	dB	dB																																																																																											
1	4956.00	45.75	74.00	-28.25	51.26	34.88	11.13	51.52	--	--	Peak																																																																																							
2	7434.00	45.02	74.00	-28.98	46.85	36.37	12.99	51.19	--	--	Peak																																																																																							
Limit	Read	Ant	Cable	Preamp	APos	TPos	Remark																																																																																											
Freq	Level	Line Margin	Level Factor	Loss Factor																																																																																														
MHz	dBuV/m	dBuV/m	dB	dBuV	dB/m	dB	dB																																																																																											
1	4956.00	45.37	74.00	-28.63	50.88	34.88	11.13	51.52	--	--	Peak																																																																																							
2	7434.00	45.80	74.00	-28.20	47.63	36.37	12.99	51.19	--	--	Peak																																																																																							

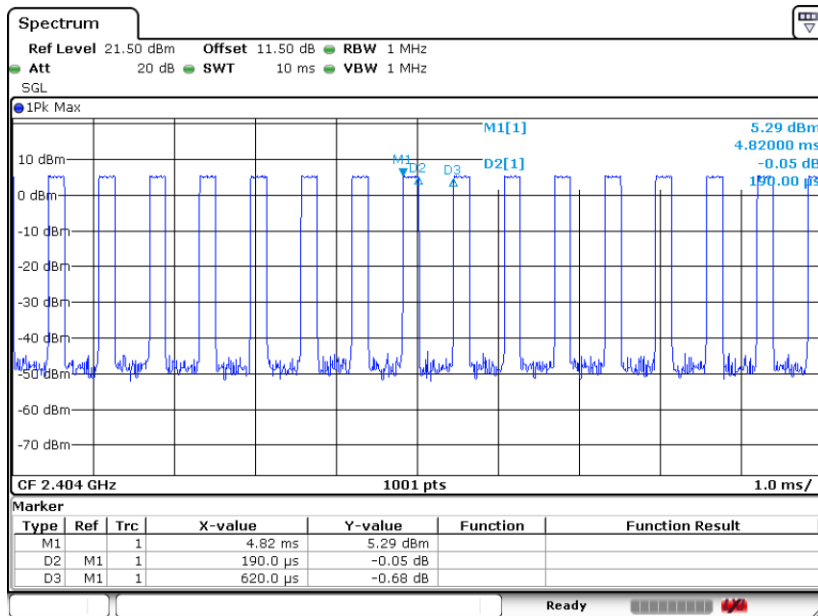
Note: The highest signal over limit is BLE co-location fundamental signal.



Appendix D. Duty Cycle Plots

Band	Duty Cycle(%)	T(ms)	1/T(kHz)	VBW Setting
Bluetooth LE 2Mbps	30.65	0.1900	5.263	10kHz
Bluetooth LE 125Kbps	82.40	3.0900	0.324	1kHz

Bluetooth – LE 2Mbps





Bluetooth – LE 125Kbps

