



FCC RF Test Report

APPLICANT : Realme Chongqing Mobile Telecommunications Corp., Ltd.
EQUIPMENT : Mobile Phone
BRAND NAME : realme
MODEL NAME : RMX3999
FCC ID : 2AUYFRMX3999
STANDARD : FCC Part 15 Subpart E §15.407
CLASSIFICATION : (NII) Unlicensed National Information Infrastructure
TEST DATE(S) : Dec. 25, 2023 ~ Jan. 14, 2024

We, Sporton International Inc.(ShenZhen), would like to declare that the tested sample has been evaluated in accordance with the test procedures and has been in compliance with the applicable technical standards.

The test results in this report apply exclusively to the tested model / sample. Without written approval of Sporton International Inc.(ShenZhen), the test report shall not be reproduced except in full.

Jason Jia



Approved by: Jason Jia

Sporton International Inc. (ShenZhen)

1/F, 2/F, Bldg 5, Shiling Industrial Zone, Xinwei Village, Xili, Nanshan, Shenzhen, 518055

People's Republic of China



TABLE OF CONTENTS

REVISION HISTORY..... 3

SUMMARY OF TEST RESULT 4

1 GENERAL DESCRIPTION 5

1.1 Applicant 5

1.2 Manufacturer..... 5

1.3 Product Feature of Equipment Under Test..... 5

1.4 Product Specification of Equipment Under Test..... 5

1.5 Modification of EUT 6

1.6 Testing Location 7

1.7 Test Software..... 7

1.8 Applicable Standards..... 7

2 TEST CONFIGURATION OF EQUIPMENT UNDER TEST 8

2.1 Carrier Frequency and Channel 8

2.2 Test Mode..... 9

2.3 Connection Diagram of Test System..... 10

2.4 Support Unit used in test configuration and system 11

2.5 EUT Operation Test Setup 11

2.6 Measurement Results Explanation Example..... 11

3 TEST RESULT 12

3.1 6dB and 26dB and 99% Occupied Bandwidth Measurement 12

3.2 Maximum Conducted Output Power Measurement 17

3.3 Power Spectral Density Measurement 19

3.4 Unwanted Emissions Measurement 22

3.5 AC Conducted Emission Measurement..... 27

3.6 Antenna Requirements 29

4 LIST OF MEASURING EQUIPMENT 30

5 MEASUREMENT UNCERTAINTY 31

APPENDIX A. CONDUCTED TEST RESULTS

APPENDIX B. AC CONDUCTED EMISSION TEST RESULT

APPENDIX C. RADIATED SPURIOUS EMISSION

APPENDIX D. DUTY CYCLE PLOTS

APPENDIX E. SETUP PHOTOGRAPHS



REVISION HISTORY

REPORT NO.	VERSION	DESCRIPTION	ISSUED DATE
FR3D1301E	Rev. 01	Initial issue of report	Jan. 23, 2024



SUMMARY OF TEST RESULT

Report Section	FCC Rule	Description	Limit for U-NII-1/2A/2C	Limit for U-NII-3	Result	Remark
3.1	2.1049 & 15.403(i)	6dB, 26dB & 99% Bandwidth	-	6dB Bandwidth > 500kHz	Pass	-
3.2	15.407(a)	Maximum Conducted Output Power	≤ 24 dBm	≤ 30 dBm	Pass	-
3.3	15.407(a)	Power Spectral Density	≤ 11 dBm/MHz	≤ 30 dBm/500kHz	Pass	-
3.4	15.407(b)	Unwanted Emissions	15.407(b) & 15.209(a)	15.407(b)(4)(i) & 15.209(a)	Pass	Under limit 5.12 dB at 5726.11 MHz
3.5	15.207	AC Conducted Emission	15.207(a)	15.207(a)	Pass	Under limit 15.88 dB at 0.16 MHz
3.6	15.203 & 15.407(a)	Antenna Requirement	15.203 & 15.407(a)	15.203 & 15.407(a)	Pass	-

Conformity Assessment Condition:
1. The test results (PASS/FAIL) with all measurement uncertainty excluded are presented against the regulation limits or in accordance with the requirements stipulated by the applicant/manufacturer who shall bear all the risks of non-compliance that may potentially occur if measurement uncertainty is taken into account.
2. The measurement uncertainty please refer to each test result in the section "Measurement Uncertainty"
Disclaimer:
The product specifications of the EUT presented in the test report that may affect the test assessments are declared by the manufacturer who shall take full responsibility for the authenticity.



1 General Description

1.1 Applicant

Realme Chongqing Mobile Telecommunications Corp., Ltd.
No.178 Yulong Avenue, Yufengshan, Yubei District, Chongqing, China

1.2 Manufacturer

Realme Chongqing Mobile Telecommunications Corp., Ltd.
No.178 Yulong Avenue, Yufengshan, Yubei District, Chongqing, China

1.3 Product Feature of Equipment Under Test

Product Feature	
Equipment	Mobile Phone
Brand Name	realme
Model Name	RMX3999
FCC ID	2AUYFRMX3999
IMEI Code	Conducted: 863155070031396/863155070031388 Conduction: 863155070024219/863155070024201 Radiation: 863155070031834/863155070031826
HW Version	11
SW Version	realme UI 5.0
EUT Stage	Production Unit

Remark: The above EUT's information was declared by manufacturer. Please refer to the specifications or user's manual for more detailed description.

1.4 Product Specification of Equipment Under Test

Standards-related Product Specification	
Tx/Rx Frequency Range	5180 MHz ~ 5240 MHz 5260 MHz ~ 5320 MHz 5500 MHz ~ 5700 MHz 5745 MHz ~ 5825 MHz
Maximum Output Power to Antenna	<5180 MHz ~ 5240 MHz> 802.11a : 17.72 dBm / 0.0592 W 802.11ac VHT20: 17.72 dBm / 0.0592 W 802.11ac VHT40: 17.60 dBm / 0.0575 W 802.11ac VHT80: 11.32 dBm / 0.0136 W <5260 MHz ~ 5320 MHz> 802.11a : 17.71 dBm / 0.0590 W 802.11ac VHT20: 17.71 dBm / 0.0590 W 802.11ac VHT40: 17.66 dBm / 0.0583 W 802.11ac VHT80: 11.82 dBm / 0.0152 W <5500 MHz ~ 5700 MHz > 802.11a : 17.95 dBm / 0.0624 W



	802.11ac VHT20: 17.99 dBm / 0.0630 W 802.11ac VHT40: 17.84 dBm / 0.0608 W 802.11ac VHT80: 17.18 dBm / 0.0522 W <5745 MHz ~ 5825 MHz> 802.11a : 17.70 dBm / 0.0589 W 802.11ac VHT20: 17.72 dBm / 0.0592 W 802.11ac VHT40: 17.61 dBm / 0.0577 W 802.11ac VHT80: 17.58 dBm / 0.0573 W
99% Occupied Bandwidth	<5180 MHz ~ 5240 MHz> 802.11a : 16.88 MHz 802.11ac VHT20 : 17.83 MHz 802.11ac VHT40 : 36.26 MHz 802.11ac VHT80 : 75.40 MHz <5260 MHz ~ 5320 MHz> 802.11a : 16.88 MHz 802.11ac VHT 20 : 17.88 MHz 802.11ac VHT 40 : 36.26 MHz 802.11ac VHT80 : 75.52 MHz <5500 MHz ~ 5700 MHz> 802.11a : 16.88 MHz 802.11ac VHT 20 : 17.93 MHz 802.11ac VHT 40 : 36.36 MHz 802.11ac VHT80 : 75.40 MHz <5745 MHz ~ 5825 MHz> 802.11a : 16.83 MHz 802.11ac VHT 20 : 17.93 MHz 802.11ac VHT 40 : 36.26 MHz 802.11ac VHT80 : 75.40 MHz
Antenna Type / Gain	<5180 MHz ~ 5240 MHz> IFA type antenna with gain -1.56 dBi <5260 MHz ~ 5320 MHz> IFA type antenna with gain -1.56 dBi <5500 MHz ~ 5700 MHz> IFA type antenna with gain -0.10 dBi <5745 MHz ~ 5825 MHz> IFA type antenna with gain 0.50 dBi
Type of Modulation	802.11a/n : OFDM (BPSK / QPSK / 16QAM / 64QAM) 802.11ac : OFDM (BPSK / QPSK / 16QAM / 64QAM / 256QAM)

Note: For 802.11n HT20/HT40 & 11ac VHT20/VHT40 mode, the 11ac power will be set less than 11n power, thus full test 11n HT20/HT40 to cover 11ac VHT20/VHT40 mode.

1.5 Modification of EUT

No modifications are made to the EUT during all test items.



1.6 Testing Location

Sporton International Inc. (ShenZhen) is accredited to ISO/IEC 17025:2017 by American Association for Laboratory Accreditation with Certificate Number 5145.01.

Test Firm	Sporton International Inc. (ShenZhen)		
Test Site Location	1/F, 2/F, Bldg 5, Shiling Industrial Zone, Xinwei Village, Xili, Nanshan, Shenzhen, 518055 People’s Republic of China TEL: +86-755-86379589 FAX: +86-755-86379595		
Test Site No.	Sporton Site No.	FCC Designation No.	FCC Test Firm Registration No.
	CO01-SZ TH01-SZ	CN1256	421272

Test Firm	Sporton International Inc. (ShenZhen)		
Test Site Location	101, 1st Floor, Block B, Building 1, No. 2, Tengfeng 4th Road, Fenghuang Community, Fuyong Street, Baoan District, Shenzhen City, Guangdong Province 518103 People’s Republic of China TEL: +86-755-86066985		
Test Site No.	Sporton Site No.	FCC Designation No.	FCC Test Firm Registration No.
	03CH01-SZ	CN1256	421272

1.7 Test Software

Item	Site	Manufacturer	Name	Version
1.	03CH01-SZ	AUDIX	E3	6.2009-8-24
2.	CO01-SZ	AUDIX	E3	6.120613b

1.8 Applicable Standards

According to the specifications of the manufacturer, the EUT must comply with the requirements of the following standards:

- 47 CFR Part 15 Subpart E
- FCC KDB 789033 D02 General UNII Test Procedures New Rules v02r01.
- ANSI C63.10-2013

Remark:

1. All test items were verified and recorded according to the standards and without any deviation during the test.
2. This EUT has also been tested and complied with the requirements of FCC Part 15, Subpart B, recorded in a separate test report.



2 Test Configuration of Equipment Under Test

- a. The EUT has been associated with peripherals and configuration operated in a manner tended to maximize its emission characteristics in a typical application. Frequency range investigated: conduction emission (150 kHz to 30 MHz), radiation emission (9 kHz to the 10th harmonic of the highest fundamental frequency or to 40 GHz, whichever is lower). For radiated measurement, pre-scanned in three orthogonal panels, X, Y, Z. The worst cases (Y/Z plane) were recorded in this report.
- b. AC power line Conducted Emission was tested under maximum output power.

2.1 Carrier Frequency and Channel

Frequency Band	Channel	Freq.(MHz)	Channel	Freq. (MHz)
5180-5240 MHz U-NII-1	36	5180	44	5220
	38*	5190	46*	5230
	40	5200	48	5240
	42 [#]	5210	-	-

Frequency Band	Channel	Freq.(MHz)	Channel	Freq. (MHz)
5260-5320 MHz U-NII-2A	52	5260	60	5300
	54*	5270	62*	5310
	56	5280	64	5320
	58 [#]	5290	-	-

Frequency Band	Channel	Freq.(MHz)	Channel	Freq. (MHz)
5500-5700MHz U-NII-2C	100	5500	112	5560
	102*	5510	116	5580
	104	5520	132	5660
	106 [#]	5530	134*	5670
	108	5540	136	5680
	110*	5550	140	5700

Frequency Band	Channel	Freq.(MHz)	Channel	Freq. (MHz)
5745-5825 MHz U-NII-3	149	5745	157	5785
	151*	5755	159*	5795
	153	5765	161	5805
	155 [#]	5775	165	5825



Frequency Band	Channel	Freq.(MHz)	Channel	Freq. (MHz)
TDWR Channel	118*	5590	124	5620
	120	5600	126*	5630
	122#	5610	128	5640

Note:

1. The above Frequency and Channel in "*" are 40MHz bandwidth.
2. The above Frequency and Channel in "#n" are 80MHz bandwidth.

2.2 Test Mode

Final test modes are considering the modulation and worse data rates as below table.

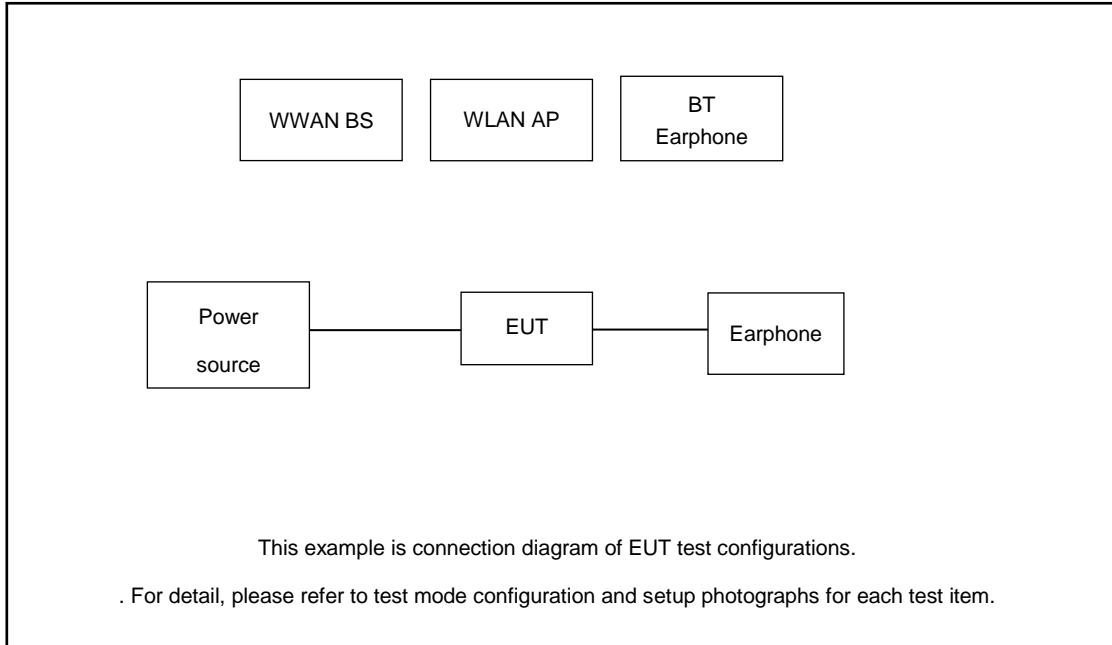
Modulation	Data Rate
802.11a	6 Mbps
802.11ac VHT20	MCS0
802.11ac VHT40	MCS0
802.11ac VHT80	MCS0

AC Conducted Emission	Mode 1 : GSM850 Idle + BT Link + WLAN Link(5G) + USB Cable + Earphone + Adapter 1
Remark: For Radiated Cases, tests were performance with Adapter 1, Earphone and USB Cable.	

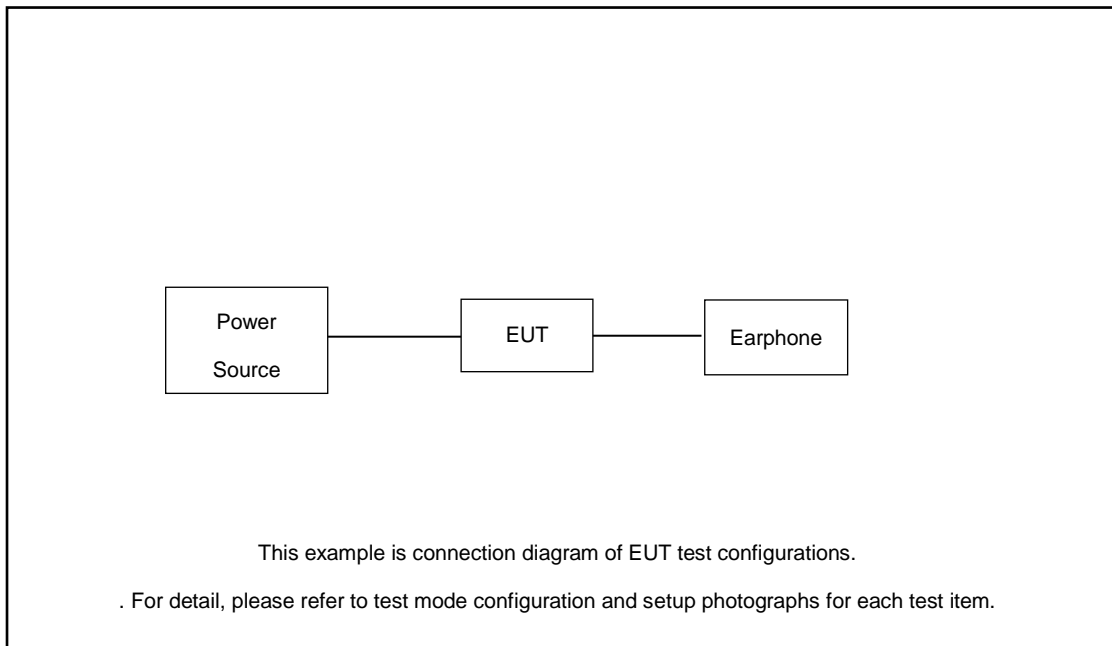
RSE Co-location
802.11ac VHT40 CH134 + Bluetooth normal link + LTE Band 13 link

2.3 Connection Diagram of Test System

AC Conducted Emission:



Radiated Emission:





2.4 Support Unit used in test configuration and system

Item	Equipment	Trade Name	Model Name	FCC ID	Data Cable	Power Cord
1.	Base Station	Anritsu	MT8821C	Fcc DoC	N/A	N/A
2.	WLAN AP	Dlink	DIR-820L	KA2IR820LA1	N/A	Unshielded,1.8m
3.	Bluetooth Earphone	Samsung	EO-MG900	CCAH14LP1680T5	N/A	N/A
4.	Earphone	sony	MT755	Fcc DoC	N/A	N/A

2.5 EUT Operation Test Setup

For WLAN RF test items, an engineering test program was provided and enabled to make EUT continuously transmit.

For AC power line conducted emissions, the EUT was set to connect with the WLAN AP under large package sizes transmission.

2.6 Measurement Results Explanation Example

For all conducted test items:

The offset level is set in the spectrum analyzer to compensate the RF cable loss and attenuator factor between EUT conducted output port and spectrum analyzer. With the offset compensation, the spectrum analyzer reading level is exactly the EUT RF output level.

Example :

The spectrum analyzer offset is derived from RF cable loss and attenuator factor.

$$\text{Offset} = \text{RF cable loss} + \text{attenuator factor}.$$

Following shows an offset computation example with cable loss 1.30 dB and 10dB attenuator.

$$\begin{aligned} \text{Offset(dB)} &= \text{RF cable loss(dB)} + \text{attenuator factor(dB)}. \\ &= 1.30 + 10 = 11.30 \text{ (dB)} \end{aligned}$$



3 Test Result

3.1 6dB and 26dB and 99% Occupied Bandwidth Measurement

3.1.1 Description of 6dB and 26dB and 99% Occupied Bandwidth

The minimum 6 dB bandwidth shall be at least 500 kHz.

26dB and 99% Occupied bandwidth are reporting only.

3.1.2 Measuring Instruments

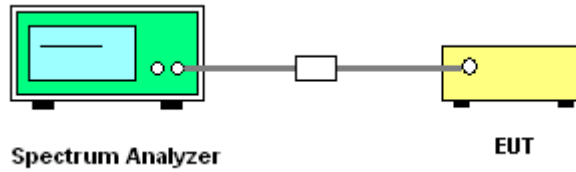
The measuring equipment is listed in the section 4 of this test report.

3.1.3 Test Procedures

- The testing follows FCC KDB 789033 D02 General UNII Test Procedures New Rules v02r01.

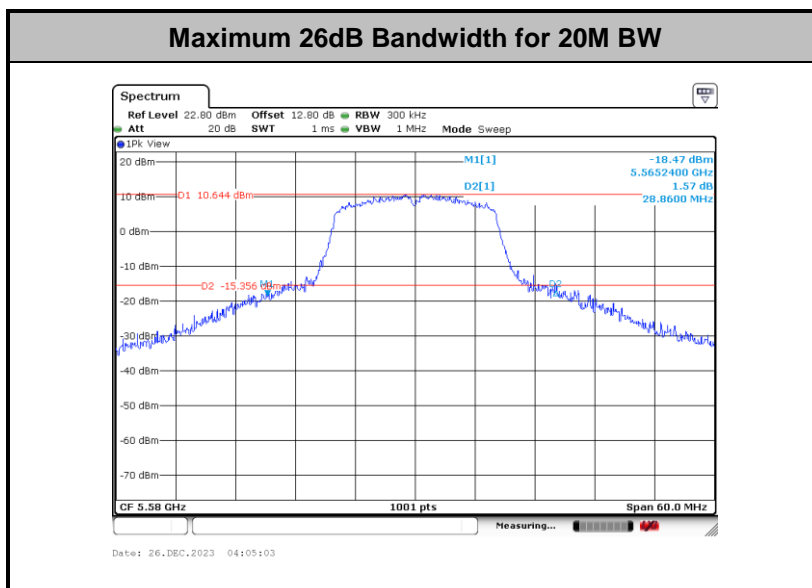
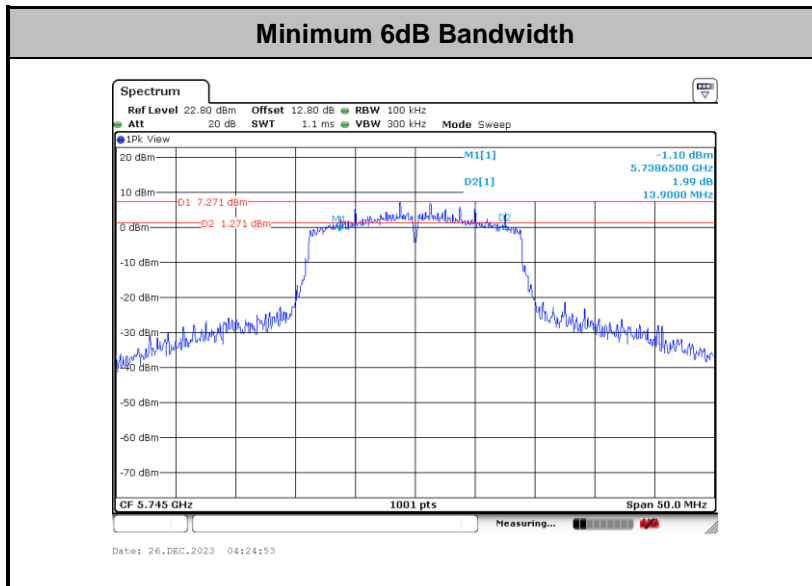
<input checked="" type="checkbox"/>	Section C) Bandwidth Measurement 1. Emission Bandwidth (EBW) and 99% OBW
	<ol style="list-style-type: none"> Set RBW = approximately 1% of the emission bandwidth. Set the VBW > RBW. Detector = Peak. Trace mode = max hold Measure the maximum width of the emission that is 26 dB down from the peak of the emission. Compare this with the RBW setting of the analyzer. Readjust RBW and repeat measurement as needed until the RBW/EBW ratio is approximately 1%. For 99% Bandwidth Measurement, the spectrum analyzer's resolution bandwidth (RBW) is set to 1%~5% of the OBW and set the Video bandwidth (VBW) ≥ 3 * RBW. Measure and record the results in the test report.
<input checked="" type="checkbox"/>	Section C) Bandwidth Measurement 2. Minimum Emission Bandwidth for the band 5.725 - 5.85 GHz
	<ol style="list-style-type: none"> Set RBW = 100kHz. Set the VBW ≥ 3 x RBW. Detector = Peak. Trace mode = max hold Measure the maximum width of the emission that is 6 dB down from the peak of the emission. Measure and record the results in the test report.

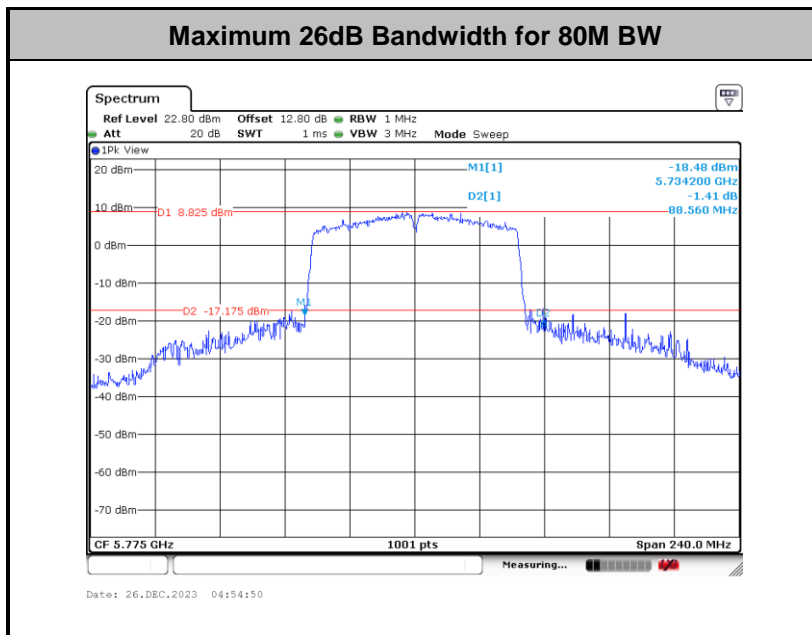
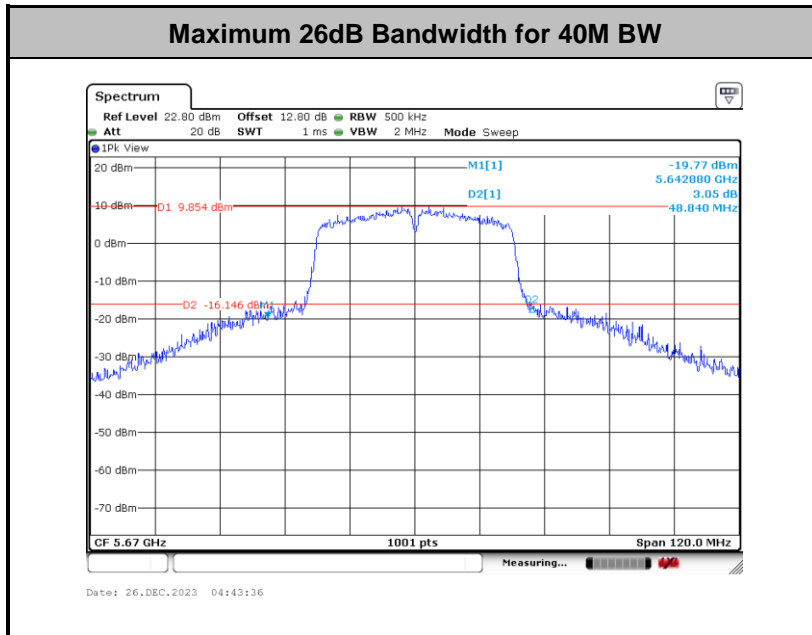
3.1.4 Test Setup

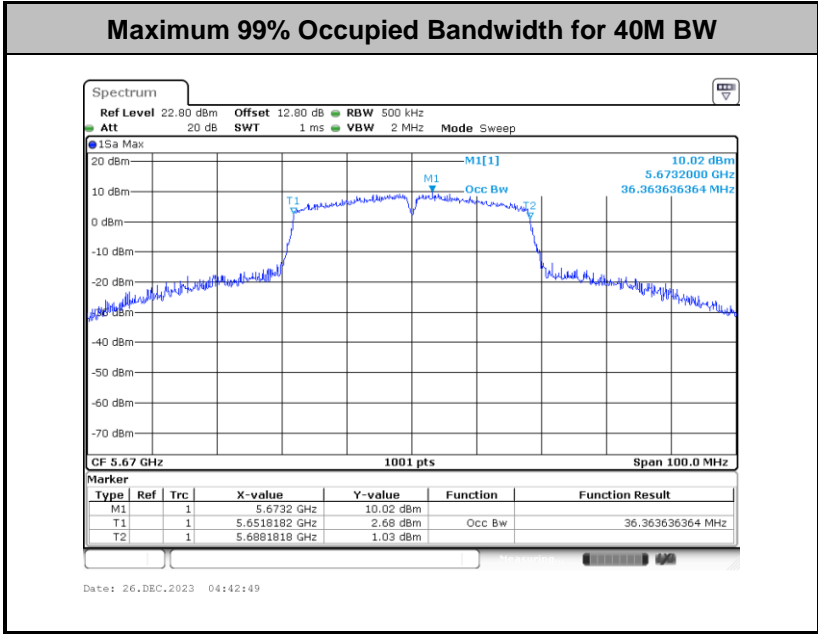
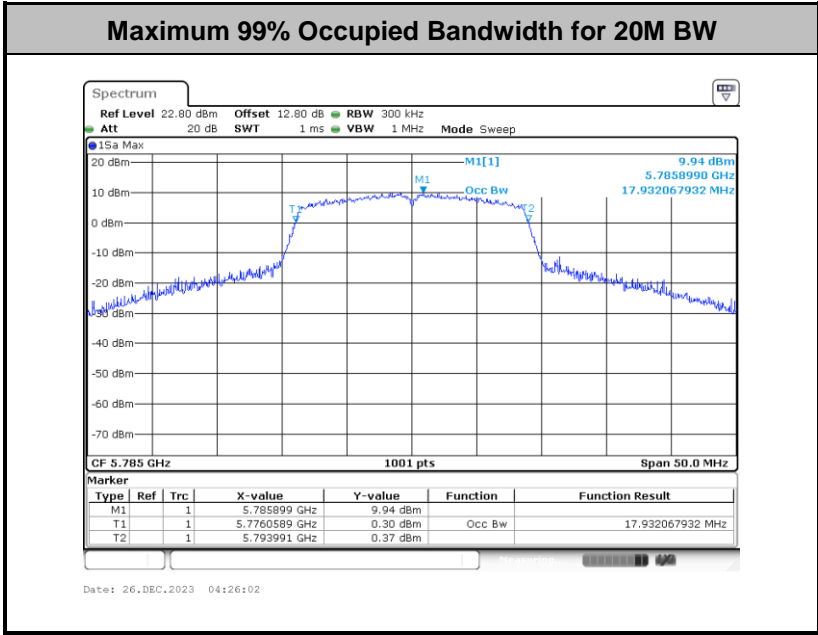


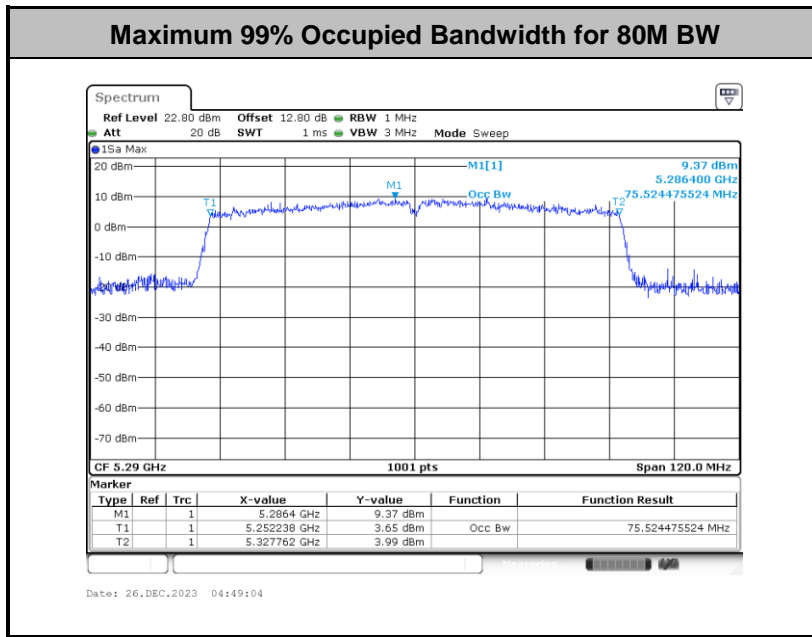
3.1.5 Test Result of 6dB and 26dB and 99% Occupied Bandwidth

Please refer to Appendix A.









Note: The occupied channel bandwidth is maintained within the band of operation for all of the modulations.



3.2 Maximum Conducted Output Power Measurement

3.2.1 Limit of Maximum Conducted Output Power

<FCC 14-30 CFR 15.407>

For mobile and portable client devices in the 5.15–5.25 GHz band, the maximum conducted output power over the frequency band of operation shall not exceed 250 mW.

For the 5.25–5.725 GHz bands, the maximum conducted output power over the frequency bands of operation shall not exceed the lesser of 250 mW or $11 \text{ dBm} + 10 \log B$, where B is the 26 dB emission bandwidth in megahertz.

For the band 5.725–5.85 GHz, the maximum conducted output power over the frequency band of operation shall not exceed 1 W.

If transmitting antennas of directional gain greater than 6 dBi are used, the peak output power shall be reduced by the amount in dB that the directional gain of the antenna exceeds 6 dBi.

Note that U-NII-2 band, devices with a maximum e.i.r.p. greater than 500 mW shall implement TPC in order to have the capability to operate at least 6 dB below the maximum permitted e.i.r.p. of 1 W.

3.2.2 Measuring Instruments

The measuring equipment is listed in the section 4 of this test report.

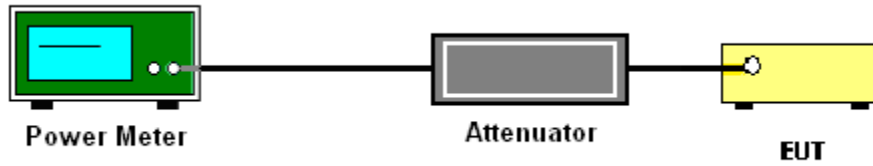
3.2.3 Test Procedures

The testing follows Method PM of FCC KDB 789033 D02 General UNII Test Procedures New Rules v02r01.

Method PM (Measurement using an RF average power meter):

1. Measurement is performed using a wideband RF power meter.
2. The EUT is configured to transmit continuously with a consistent duty cycle at its maximum power control level.
3. Measure the average power of the transmitter, and the average power is corrected with duty factor, $10 \log(1/x)$, where x is the duty cycle.

3.2.4 Test Setup



3.2.5 Test Result of Maximum Conducted Output Power

Please refer to Appendix A.



3.3 Power Spectral Density Measurement

3.3.1 Limit of Power Spectral Density

<FCC 14-30 CFR 15.407>

For mobile and portable client devices in the 5.15–5.25 GHz band, the maximum power spectral density shall not exceed 11dBm in any 1 megahertz band.

For the 5.25–5.725 GHz bands, the maximum power spectral density shall not exceed 11 dBm in any 1 megahertz band.

For the band 5.725–5.85 GHz, the maximum power spectral density shall not exceed 30 dBm in any 500-kHz band.

If transmitting antennas of directional gain greater than 6 dBi are used, the peak output power shall be reduced by the amount in dB that the directional gain of the antenna exceeds 6 dBi.

3.3.2 Measuring Instruments

The measuring equipment is listed in the section 4 of this test report.

3.3.3 Test Procedures

The testing follows FCC KDB 789033 D02 General UNII Test Procedures New Rules v01r04. Section F) Maximum power spectral density.

For devices operating in the bands UNII-1/2A/2C

Method SA-2

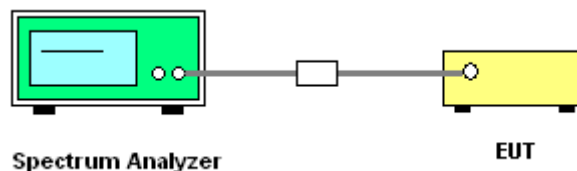
(trace averaging across on and off times of the EUT transmissions, followed by duty cycle correction).

- Measure the duty cycle.
- Set span to encompass the entire emission bandwidth (EBW) of the signal.
- Set RBW = 1 MHz.
- Set VBW \geq 3 MHz.
- Number of points in sweep \geq 2 Span / RBW.
- Sweep time = auto.
- Detector = RMS
- Trace average at least 100 traces in power averaging mode.
- Add $10 \log(1/x)$, where x is the duty cycle, to the measured power in order to compute the average power during the actual transmission times. For example, add $10 \log(1/0.25) = 6$ dB if the duty cycle is 25 percent.

For devices operating in the band UNII-3**# Method SA-2 #**

(trace averaging across on and off times of the EUT transmissions, followed by duty cycle correction).

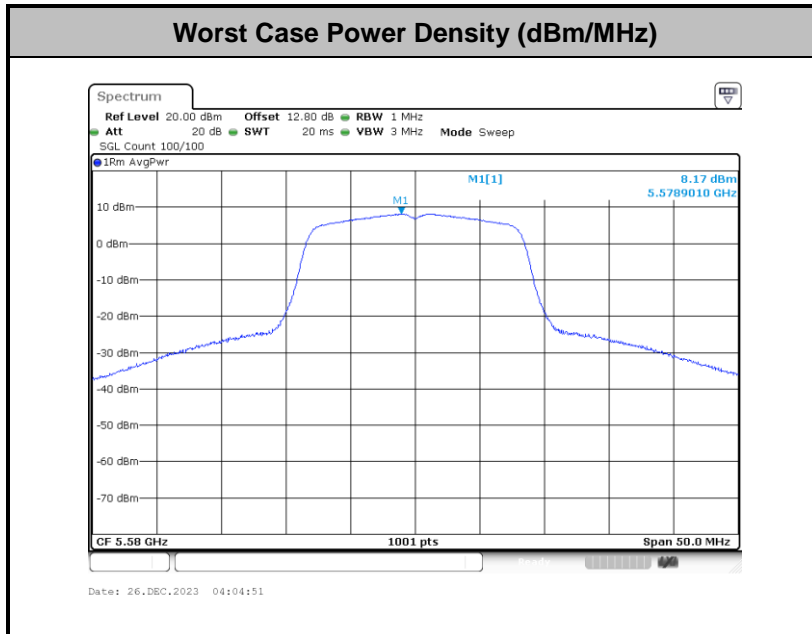
- Measure the duty cycle.
 - Set span to encompass the entire emission bandwidth (EBW) of the signal.
 - Set RBW = 500KHz (or 300 kHz if the SA can't set RBW=500KHz).
 - Set VBW \geq 1 MHz.
 - Number of points in sweep \geq 2 Span / RBW.
 - Sweep time = auto.
 - Detector = RMS
 - Trace average at least 100 traces in power averaging mode.
 - If the SA can't set RBW=500KHz, then add $10 \log(500\text{kHz}/\text{RBW})$ to the test result.
 - Add $10 \log(1/x)$, where x is the duty cycle, to the measured power in order to compute the average power during the actual transmission times. For example, add $10 \log(1/0.25) = 6$ dB if the duty cycle is 25 percent.
1. The RF output of EUT was connected to the spectrum analyzer by a low loss cable.
 2. Each plot has already offset with cable loss, and attenuator loss. Measure the PPSD and record it.

3.3.4 Test Setup**3.3.5 Test Result of Power Spectral Density**

Please refer to Appendix A.

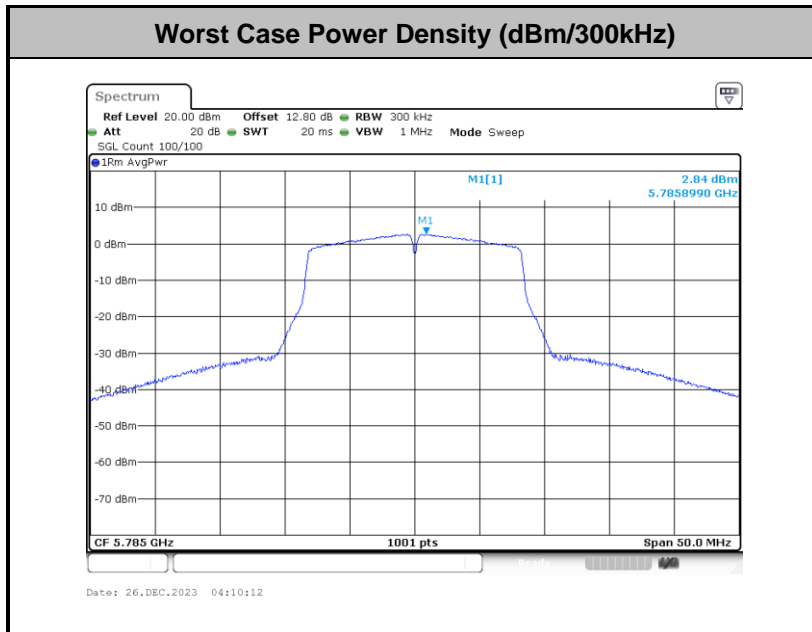


For devices operating in the bands UNII-1/2A/2C



Note: Average Power Density (dB) = Measured value+ Duty Factor

For devices operating in the band UNII-3



Note: Average Power Density (dB) = Measured value + Duty Factor + RBW Offset



3.4 Unwanted Emissions Measurement

This section as specified in FCC Part 15.407(b) is to measure unwanted emissions through radiated measurement for band edge spurious emissions and out of band emissions measurement. The unwanted emissions shall comply with 15.407(b)(1) to (6), and restricted bands per FCC Part 15.205.

3.4.1 Limit of Unwanted Emissions

- (1) For transmitters operating in the 5150-5250 MHz band: all emissions outside of the 5150-5350 MHz band shall not exceed an EIRP of -27 dBm/MHz.

For transmitters operating in the 5250-5350 MHz band: all emissions outside of the 5150-5350 MHz band shall not exceed an EIRP of -27 dBm/MHz. Devices operating in the 5250-5350 MHz band that generate emissions in the 5150-5250 MHz band must meet all applicable technical requirements for operation in the 5150-5250 MHz band (including indoor use) or alternatively meet an out-of-band emission EIRP limit of -27 dBm/MHz in the 5150-5250 MHz band.

For transmitters operating in the 5470-5600 MHz and 5650-5725 MHz band: all emissions outside of the 5470-5600 MHz and 5650-5725 MHz band shall not exceed an EIRP of -27 dBm/MHz.

- (2) For transmitters operating in the 5.725-5.85 GHz band:
15.407(b)(4)(i) All emissions shall be limited to a level of -27 dBm/MHz at 75 MHz or more above or below the band edge increasing linearly to 10 dBm/MHz at 25 MHz above or below the band edge, and from 25 MHz above or below the band edge increasing linearly to a level of 15.6 dBm/MHz at 5 MHz above or below the band edge, and from 5 MHz above or below the band edge increasing linearly to a level of 27 dBm/MHz at the band edge.



(3) Unwanted spurious emissions fallen in restricted bands shall comply with the general field strength limits as below table,

Frequency (MHz)	Field Strength (microvolts/meter)	Measurement Distance (meters)
0.009 – 0.490	2400/F(kHz)	300
0.490 – 1.705	24000/F(kHz)	30
1.705 – 30.0	30	30
30 – 88	100	3
88 – 216	150	3
216 - 960	200	3
Above 960	500	3

(4) EIRP (dBm)	Field Strength at 3m (dBµV/m)
- 27	68.2

Note: The following formula is used to convert the EIRP to field strength.

$$EIRP = E_{Meas} + 20\log (d_{Meas}) - 104.7$$

where

EIRP is the equivalent isotropically radiated power, in dBm

E_{Meas} is the field strength of the emission at the measurement distance, in dBµV/m

d_{Meas} is the measurement distance, in m

(4) ANSI C63.10-2013 clause 12.7.3 note 97

As specified by regulatory requirements, emissions above 1000 MHz that are outside of the restricted bands are subject to a peak emission limit. However, an out-of-band emission that complies with both the average and peak general regulatory limits is not required to satisfy the peak emission limit.

3.4.2 Measuring Instruments

The measuring equipment is listed in the section 4 of this test report.

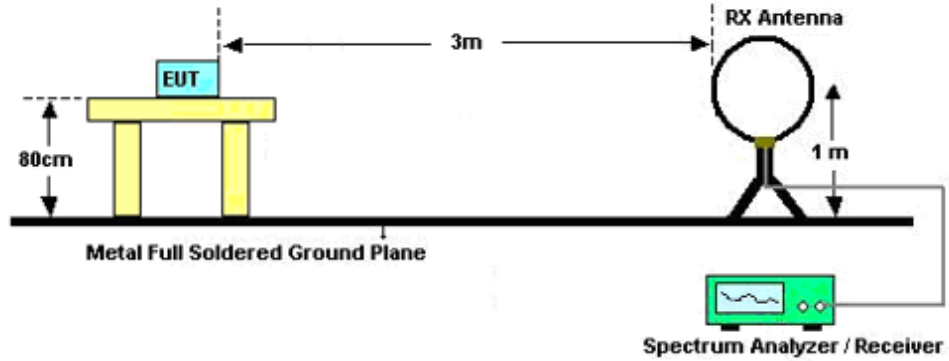


3.4.3 Test Procedures

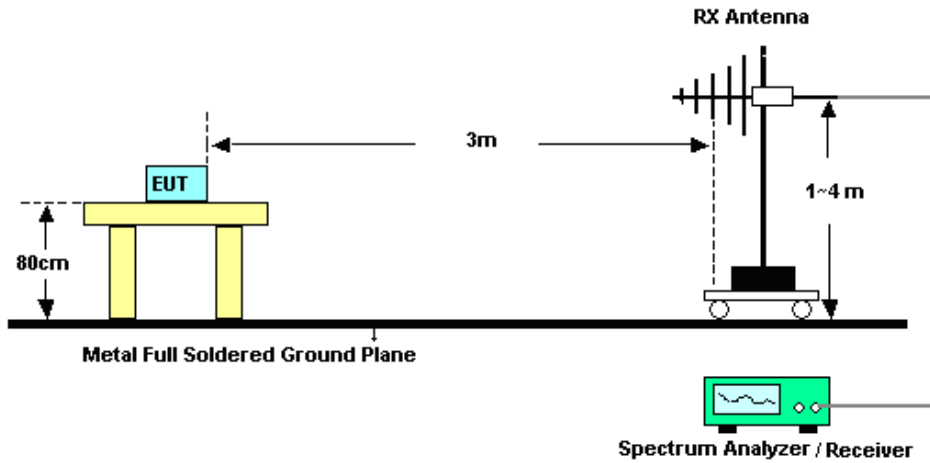
1. The testing follows FCC KDB 789033 D02 General UNII Test Procedures New Rules v01r04. Section G) Unwanted emissions measurement.
 - (1) Procedure for Unwanted Emissions Measurements Below 1000MHz
 - RBW = 120 kHz
 - VBW = 300 kHz
 - Detector = Peak
 - Trace mode = max hold
 - (2) Procedure for Peak Unwanted Emissions Measurements Above 1000 MHz
 - RBW = 1 MHz
 - VBW \geq 3 MHz
 - Detector = Peak
 - Sweep time = auto
 - Trace mode = max hold
 - (3) Procedures for Average Unwanted Emissions Measurements Above 1000MHz
 - RBW = 1 MHz
 - VBW = 10 Hz, when duty cycle is no less than 98 percent.
 - VBW \geq 1/T, when duty cycle is less than 98 percent where T is the minimum transmission duration over which the transmitter is on.
2. The EUT was placed on a turntable with 0.8 meter for frequency below 1GHz and 1.5 meter for frequency above 1GHz respectively above ground.
3. The EUT was set 3 meters from the interference receiving antenna which was mounted on the top of a variable height antenna tower.
4. The antenna is a broadband antenna and its height is adjusted between one meter and four meters above ground to find the maximum value of the field strength for both horizontal polarization and vertical polarization of the antenna.
5. For each suspected emission, the EUT was arranged to its worst case and then adjust the antenna tower (from 1 m to 4 m) and turntable (from 0 degree to 360 degrees) to find the maximum reading.
6. For testing below 1GHz, if the emission level of the EUT in peak mode was 3 dB lower than the limit specified, then peak values of EUT will be reported, otherwise, the emissions will be repeated one by one using the CISPR quasi-peak method and reported.
7. For testing above 1GHz, the emission level of the EUT in peak mode was 20dB lower than average limit (that means the emission level in average mode also complies with the limit in average mode), then peak values of EUT will be reported, otherwise, the emissions will be measured in average mode again and reported.

3.4.4 Test Setup

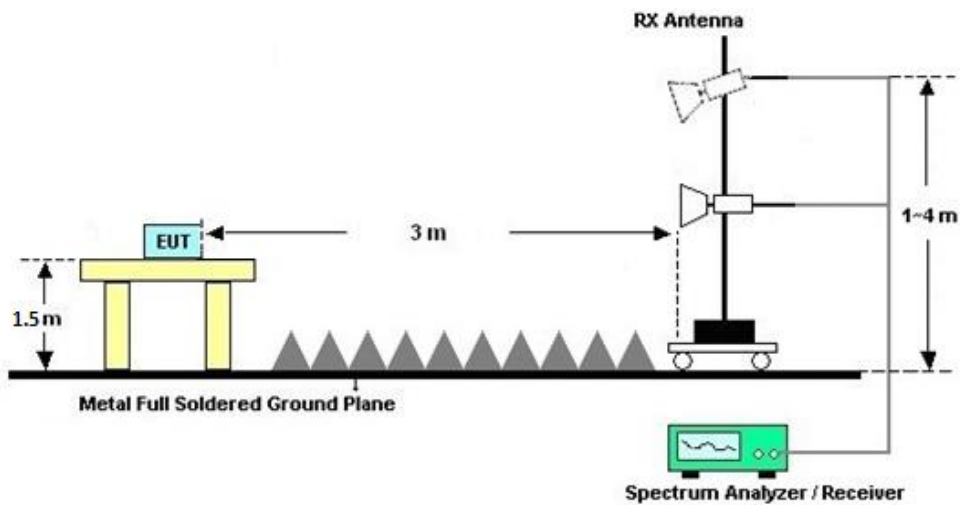
For radiated emissions below 30MHz



For radiated emissions from 30MHz to 1GHz



For radiated emissions above 1GHz





3.4.5 Test Results of Radiated Spurious Emissions (9 kHz ~ 30 MHz)

The low frequency, which started from 9 kHz to 30MHz, was pre-scanned and the result which was 20dB lower than the limit line was not reported.

There is a comparison data of both open-field test site and semi-Anechoic chamber, and the result came out very similar.

3.4.6 Test Result of Radiated Spurious at Band Edges

Please refer to Appendix C.

3.4.7 Duty Cycle

Please refer to Appendix D.

3.4.8 Test Result of Radiated Spurious Emissions (30MHz ~ 10th Harmonic)

Please refer to Appendix C.



3.5 AC Conducted Emission Measurement

3.5.1 Limit of AC Conducted Emission

For equipment that is designed to be connected to the public utility (AC) power line, the radio frequency voltage that is conducted back onto the AC power line on any frequency or frequencies within the band 150 kHz to 30 MHz shall not exceed the limits in the following table.

Frequency of emission (MHz)	Conducted limit (dBµV)	
	Quasi-peak	Average
0.15-0.5	66 to 56*	56 to 46*
0.5-5	56	46
5-30	60	50

*Decreases with the logarithm of the frequency.

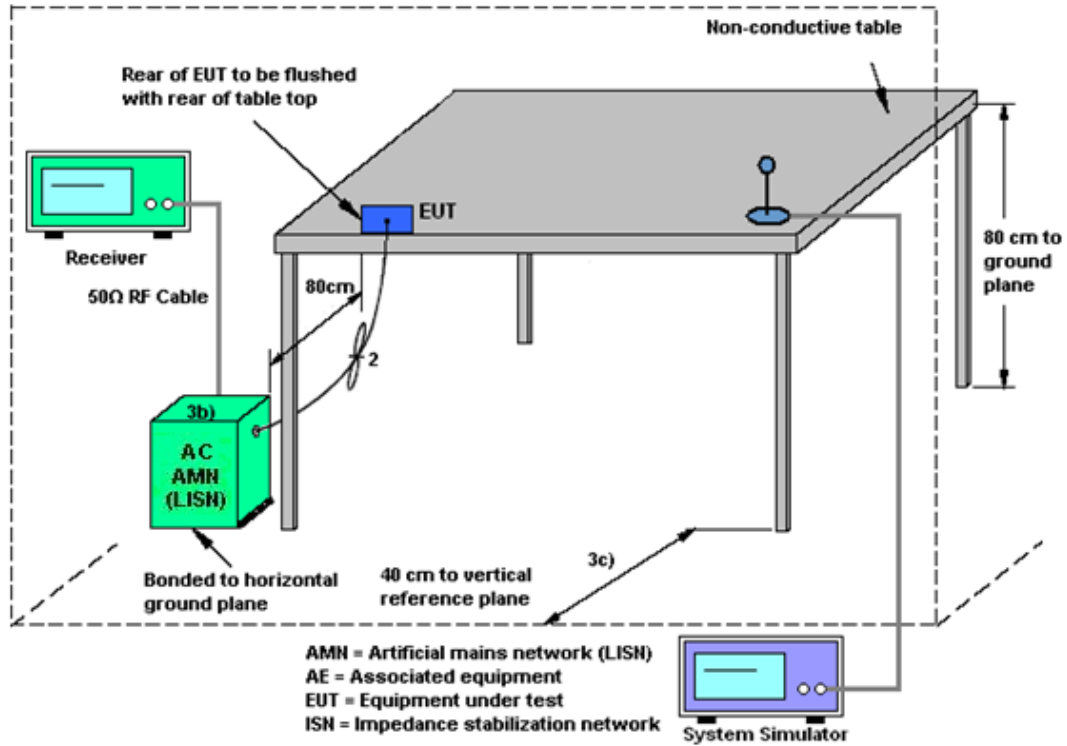
3.5.2 Measuring Instruments

The measuring equipment is listed in the section 4 of this test report.

3.5.3 Test Procedures

1. The EUT was placed 0.4 meter from the conducting wall of the shielding room was kept at least 80 centimeters from any other grounded conducting surface.
2. Connect EUT to the power mains through a line impedance stabilization network (LISN).
3. All the support units are connecting to the other LISN.
4. The LISN provides 50 ohm coupling impedance for the measuring instrument.
5. The FCC states that a 50 ohm, 50 microhenry LISN should be used.
6. Both sides of AC line were checked for maximum conducted interference.
7. The frequency range from 150 kHz to 30 MHz was searched.
8. Set the test-receiver system to Peak Detect Function and specified bandwidth with Maximum Hold Mode.

3.5.4 Test Setup



3.5.5 Test Result of AC Conducted Emission

Please refer to Appendix B.



3.6 Antenna Requirements

3.6.1 Standard Applicable

According to FCC 47 CFR Section 15.407(a)(1)(2), if transmitting antenna directional gain is greater than 6 dBi, both the peak transmit power and the peak power spectral density shall be reduced by the amount in dB that the directional gain of the antenna exceeds 6 dBi.

3.6.2 Antenna Anti-Replacement Construction

An embedded-in antenna design is used.

3.6.3 Antenna Gain

The antenna peak gain of EUT is less than 6 dBi. Therefore, it is not necessary to reduce maximum peak output power limit.



4 List of Measuring Equipment

Instrument	Manufacturer	Model No.	Serial No.	Characteristics	Calibration Date	Test Date	Due Date	Remark
EMI Test Receiver&SA	Agilent	N9038A	MY52260185	20Hz~26.5GHz	Dec. 26, 2022	Dec. 25, 2023~ Jan. 14, 2024	Dec. 25, 2023	Radiation (03CH01-SZ)
EMI Test Receiver&SA	Agilent	N9038A	MY52260185	20Hz~26.5GHz	Dec. 25, 2023		Dec. 24, 2024	Radiation (03CH01-SZ)
EXA Spectrum Analyzer	KEYSIGHT	N9010A	MY55150213	10Hz~44GHz	Jul. 07, 2023	Dec. 25, 2023~ Jan. 14, 2024	Jul. 06, 2024	Radiation (03CH01-SZ)
Loop Antenna	R&S	HFH2-Z2	100354	9kHz~30MHz	Jul. 28, 2022	Dec. 25, 2023~ Jan. 14, 2024	Jul. 27, 2024	Radiation (03CH01-SZ)
Bilog Antenna	TeseQ	CBL6112D	35407	30MHz~2GHz	Oct. 24, 2023	Dec. 25, 2023~ Jan. 14, 2024	Oct. 23, 2025	Radiation (03CH01-SZ)
Double Ridge Horn Antenna	ETS-Lindgren	3117	00119436	1GHz~18GHz	Jul. 08, 2023	Dec. 25, 2023~ Jan. 14, 2024	Jul. 07, 2024	Radiation (03CH01-SZ)
SHF-EHF Horn	com-power	AH-840	101071	18GHz~40GHz	Apr. 08,2023	Dec. 25, 2023~ Jan. 14, 2024	Apr. 07,2024	Radiation (03CH01-SZ)
LF Amplifier	Burgeon	BPA-530	102209	0.01~3000Mhz	Apr. 04, 2023	Dec. 25, 2023~ Jan. 14, 2024	Apr. 03,2024	Radiation (03CH01-SZ)
HF Amplifier	MITEQ	AMF-7D-001018 00-30-10P-R	1943528	1GHz~18GHz	Oct. 18,2023	Dec. 25, 2023~ Jan. 14, 2024	Oct. 17,2024	Radiation (03CH01-SZ)
HF Amplifier	KEYSIGHT	83017A	MY53270105	0.5GHz~26.5GHz	Oct. 18,2023	Dec. 25, 2023~ Jan. 14, 2024	Oct. 17,2024	Radiation (03CH01-SZ)
HF Amplifier	MITEQ	TTA1840-35-HG	1871923	18GHz~40GHz	Jul. 07, 2023	Dec. 25, 2023~ Jan. 14, 2024	Jul. 06, 2024	Radiation (03CH01-SZ)
AC Power Source	Chroma	61601	616010001985	N/A	Oct. 18,2023	Dec. 25, 2023~ Jan. 14, 2024	Oct. 17,2024	Radiation (03CH01-SZ)
Turn Table	EM	EM1000	N/A	0~360 degree	NCR	Dec. 25, 2023~ Jan. 14, 2024	NCR	Radiation (03CH01-SZ)
Antenna Mast	EM	EM1000	N/A	1 m~4 m	NCR	Dec. 25, 2023~ Jan. 14, 2024	NCR	Radiation (03CH01-SZ)
EMI Receiver	R&S	ESR7	101630	9kHz~7GHz;	Jul. 06, 2023	Jan. 04, 2024	Jul. 05, 2024	Conduction (CO01-SZ)
AC LISN	R&S	ENV216	100063	9kHz~30MHz	Aug. 21, 2023	Jan. 04, 2024	Aug. 20, 2024	Conduction (CO01-SZ)
AC LISN (for auxiliary equipment)	EMCO	3816/2SH	00103892	9kHz~30MHz	Oct. 16, 2023	Jan. 04, 2024	Oct. 15, 2024	Conduction (CO01-SZ)
AC Power Source	Chroma	61602	616020000891	100Vac~250Vac	Jul. 07, 2023	Jan. 04, 2024	Jul. 06, 2024	Conduction (CO01-SZ)
Spectrum Analyzer	R&S	FSV40	101078	10Hz~40GHz	Apr. 06, 2023	Dec. 26, 2023	Apr. 05, 2024	Conducted (TH01-SZ)
Pulse Power Sensor	Anritsu	MA2411B	1339473	30MHz~40GHz	Dec. 27, 2022	Dec. 26, 2023	Dec. 26, 2023	Conducted (TH01-SZ)
Power Meter	Anritsu	ML2495A	1542004	50MHz Bandwidth	Dec. 27, 2022	Dec. 26, 2023	Dec. 26, 2023	Conducted (TH01-SZ)
DC Power Supply	TTI	PL330P	290070	Max 32V, 3A	Oct. 16, 2023	Dec. 26, 2023	Oct. 15, 2024	Conducted (TH01-SZ)

NCR: No Calibration Required



5 Measurement Uncertainty

The measurement uncertainties shown below were calculated in accordance with the requirements of ANSI 63.10-2013. All the measurement uncertainty value were shown with a coverage K=2 to indicate 95% level of confidence. The measurement data show herein meets or exceeds the CISPR measurement uncertainty values specified in CISPR 16-4-2 and can be compared directly to specified limit to determine compliance.

Uncertainty of Conducted Measurement

Test Item	Uncertainty
Conducted Spurious Emission & Bandedge	±1.34 dB
Occupied Channel Bandwidth	±0.1 MHz
Conducted Power	±1.34 dB
Conducted Power Spectral Density	±1.32 dB
Frequency	±1.3 Hz

Uncertainty of AC Conducted Emission Measurement (0.15 MHz ~ 30 MHz)

Measuring Uncertainty for a Level of Confidence of 95% (U = 2Uc(y))	2.7 dB
---	--------

Uncertainty of Radiated Emission Measurement (9 KHz ~ 30 MHz)

Measuring Uncertainty for a Level of Confidence of 95% (U = 2Uc(y))	2.8 dB
---	--------

Uncertainty of Radiated Emission Measurement (30 MHz ~ 1000 MHz)

Measuring Uncertainty for a Level of Confidence of 95% (U = 2Uc(y))	4.2 dB
---	--------

Uncertainty of Radiated Emission Measurement (1 GHz ~ 18 GHz)

Measuring Uncertainty for a Level of Confidence of 95% (U = 2Uc(y))	5.0 dB
---	--------

Uncertainty of Radiated Emission Measurement (18 GHz ~ 40 GHz)

Measuring Uncertainty for a Level of Confidence of 95% (U = 2Uc(y))	4.3 dB
---	--------

----- THE END -----



Appendix A. Conducted Test Results

Appendix A. Test Result of Conducted Test Items

Test Engineer:	ZhiQiang Chen	Temperature:	21~25	°C
Test Date:	2023/12/26	Relative Humidity:	51~54	%

TEST RESULTS DATA
26dB and 99% OBW

<5180 MHz ~ 5240 MHz>										
Mod.	Data Rate	NTX	CH.	Freq. (MHz)	99% Bandwidth (MHz)	26 dB Bandwidth (MHz)	IC 99% Bandwidth Power Limit (dBm)	IC 99% Bandwidth EIRP Limit (dBm)		
11a	6Mbps	1	36	5180	16.83	24.60	-	22.26		
11a	6Mbps	1	44	5220	16.88	24.06	-	22.27		
11a	6Mbps	1	48	5240	16.83	26.94	-	22.26		
VHT20	MCS0	1	36	5180	17.78	24.66	-	22.50		
VHT20	MCS0	1	44	5220	17.83	27.66	-	22.51		
VHT20	MCS0	1	48	5240	17.83	28.14	-	22.51		
VHT40	MCS0	1	38	5190	36.26	44.64	-	23.01		
VHT40	MCS0	1	46	5230	36.16	48.00	-	23.01		
VHT80	MCS0	1	42	5210	75.40	81.60	-	23.01		

TEST RESULTS DATA
Average Power Table

FCC <5180 MHz ~ 5240 MHz>											
Mod.	Data Rate	NTX	CH.	Freq. (MHz)	Duty Factor (dB)	Average Conducted Power (dBm)	FCC Conducted Power Limit (dBm)	DG (dBi)		Pass/Fail	Power Setting
11a	6Mbps	1	36	5180	0.11	17.72	24.00	-1.56		Pass	18
11a	6Mbps	1	44	5220	0.11	17.69	24.00	-1.56		Pass	18
11a	6Mbps	1	48	5240	0.11	17.66	24.00	-1.56		Pass	18
VHT20	MCS0	1	36	5180	0.12	15.65	24.00	-1.56		Pass	16
VHT20	MCS0	1	44	5220	0.12	17.72	24.00	-1.56		Pass	18
VHT20	MCS0	1	48	5240	0.12	17.68	24.00	-1.56		Pass	18
VHT40	MCS0	1	38	5190	0.23	13.48	24.00	-1.56		Pass	14
VHT40	MCS0	1	46	5230	0.23	17.60	24.00	-1.56		Pass	18
VHT80	MCS0	1	42	5210	0.87	11.32	24.00	-1.56		Pass	12

TEST RESULTS DATA
Power Spectral Density

FCC <5180 MHz ~ 5240 MHz>										
Mod.	Data Rate	NTX	CH.	Freq. (MHz)	Duty Factor (dB)	Average Power Density (dBm/MHz)	Average PSD Limit (dBm/MHz)	DG (dBi)	-	Pass/Fail
11a	6Mbps	1	36	5180	0.11	7.73	11.00	-1.56		Pass
11a	6Mbps	1	44	5220	0.11	7.79	11.00	-1.56		Pass
11a	6Mbps	1	48	5240	0.11	7.80	11.00	-1.56		Pass
VHT20	MCS0	1	36	5180	0.12	7.50	11.00	-1.56		Pass
VHT20	MCS0	1	44	5220	0.12	7.48	11.00	-1.56		Pass
VHT20	MCS0	1	48	5240	0.12	7.49	11.00	-1.56		Pass
VHT40	MCS0	1	38	5190	0.23	4.46	11.00	-1.56		Pass
VHT40	MCS0	1	46	5230	0.23	4.44	11.00	-1.56		Pass
VHT80	MCS0	1	42	5210	0.87	1.08	11.00	-1.56		Pass

TEST RESULTS DATA
26dB and 99% OBW

<5260 MHz ~ 5320 MHz>										
Mod.	Data Rate	NTX	CH.	Freq. (MHz)	99% Bandwidth (MHz)	26 dB Bandwidth (MHz)	IC 99% Bandwidth Power Limit (dBm)	IC 99% Bandwidth EIRP Limit (dBm)	FCC 26dB Bandwidth Power Limit (dBm)	Note
11a	6M bps	1	52	5260	16.83	25.62	23.26	29.26	23.98	
11a	6M bps	1	60	5300	16.88	25.08	23.27	29.27	23.98	
11a	6M bps	1	64	5320	16.78	28.08	23.25	29.25	23.98	
VHT20	MCS 0	1	52	5260	17.88	27.12	23.52	29.52	23.98	
VHT20	MCS 0	1	60	5300	17.78	25.92	23.50	29.50	23.98	
VHT20	MCS 0	1	64	5320	17.83	27.00	23.51	29.51	23.98	
VHT40	MCS 0	1	54	5270	36.26	48.36	23.98	30.00	23.98	
VHT40	MCS 0	1	62	5310	36.16	44.16	23.98	30.00	23.98	
VHT80	MCS 0	1	58	5290	75.52	86.16	23.98	30.00	23.98	

TEST RESULTS DATA
Average Power Table

FCC<5260 MHz ~ 5320 MHz>											
Mod.	Data Rate	N _{TX}	CH.	Freq. (MHz)	Duty Factor (dB)	Average Conducted Power (dBm)	FCC Conducted Power Limit (dBm)	DG (dBi)	EIRP Power Limit (dBm)	Pass/Fail	Power Setting
11a	6M bps	1	52	5260	0.11	17.69	23.98	-1.56	26.99	Pass	18
11a	6M bps	1	60	5300	0.11	17.66	23.98	-1.56	26.99	Pass	18
11a	6M bps	1	64	5320	0.11	17.71	23.98	-1.56	26.99	Pass	18
VHT20	MCS 0	1	52	5260	0.12	17.71	23.98	-1.56	26.99	Pass	18
VHT20	MCS 0	1	60	5300	0.12	17.69	23.98	-1.56	26.99	Pass	18
VHT20	MCS 0	1	64	5320	0.12	15.66	23.98	-1.56	26.99	Pass	16
VHT40	MCS 0	1	54	5270	0.23	17.66	23.98	-1.56	26.99	Pass	18
VHT40	MCS 0	1	62	5310	0.23	13.46	23.98	-1.56	26.99	Pass	14
VHT80	MCS 0	1	58	5290	0.87	11.82	23.98	-1.56	26.99	Pass	12.5

TEST RESULTS DATA
Power Spectral Density

<5260 MHz ~ 5320 MHz>										
Mod.	Data Rate	NTX	CH.	Freq. (MHz)	Duty Factor (dB)	Average Power Density (dBm/MHz)	Average PSD Limit (dBm/MHz)	DG (dBi)		Pass/Fail
11a	6M bps	1	52	5260	0.11	7.91	11.00	-1.56		Pass
11a	6M bps	1	60	5300	0.11	7.93	11.00	-1.56		Pass
11a	6M bps	1	64	5320	0.11	7.94	11.00	-1.56		Pass
VHT20	MCS 0	1	52	5260	0.12	7.56	11.00	-1.56		Pass
VHT20	MCS 0	1	60	5300	0.12	7.66	11.00	-1.56		Pass
VHT20	MCS 0	1	64	5320	0.12	7.62	11.00	-1.56		Pass
VHT40	MCS 0	1	54	5270	0.23	4.69	11.00	-1.56		Pass
VHT40	MCS 0	1	62	5310	0.23	4.59	11.00	-1.56		Pass
VHT80	MCS 0	1	58	5290	0.87	1.06	11.00	-1.56		Pass

TEST RESULTS DATA
26dB and 99% OBW

<5500 MHz ~ 5700 MHz >										
Mod.	Data Rate	NTX	CH.	Freq. (MHz)	99% Bandwidth (MHz)	26 dB Bandwidth (MHz)	IC 99% Bandwidth Power Limit (dBm)	IC 99% Bandwidth EIRP Limit (dBm)	FCC 26dB Bandwidth Power Limit (dBm)	Note
11a	6M bps	1	100	5500	16.88	26.82	23.27	29.27	23.98	
11a	6M bps	1	116	5580	16.88	28.86	23.27	29.27	23.98	
11a	6M bps	1	140	5700	16.88	25.38	23.27	29.27	23.98	
VHT20	MCS 0	1	100	5500	17.93	28.74	23.54	29.54	23.98	
VHT20	MCS 0	1	116	5580	17.83	27.66	23.51	29.51	23.98	
VHT20	MCS 0	1	140	5700	17.88	27.06	23.52	29.52	23.98	
VHT40	MCS 0	1	102	5510	36.36	48.60	23.98	30.00	23.98	
VHT40	MCS 0	1	110	5550	36.26	47.28	23.98	30.00	23.98	
VHT40	MCS 0	1	134	5670	36.36	48.84	23.98	30.00	23.98	
VHT80	MCS 0	1	106	5530	75.28	86.40	23.98	30.00	23.98	
VHT80	MCS 0	1	122	5610	75.40	87.36	23.98	30.00	23.98	

TEST RESULTS DATA
Average Power Table

FCC<5500 MHz ~ 5700 MHz >											
Mod.	Data Rate	N _{TX}	CH.	Freq. (MHz)	Duty Factor (dB)	Average Conducted Power (dBm)	FCC Conducted Power Limit (dBm)	DG (dBi)	EIRP Power Limit (dBm)	Pass/Fail	Power Setting
11a	6M bps	1	100	5500	0.11	17.86	23.98	-0.10	26.99	Pass	18
11a	6M bps	1	116	5580	0.11	17.95	23.98	-0.10	26.99	Pass	18
11a	6M bps	1	140	5700	0.11	17.89	23.98	-0.10	26.99	Pass	18
VHT20	MCS 0	1	100	5500	0.12	15.78	23.98	-0.10	26.99	Pass	16
VHT20	MCS 0	1	116	5580	0.12	17.99	23.98	-0.10	26.99	Pass	18
VHT20	MCS0	1	136	5680	0.12	17.92	23.98	-0.10	26.99	Pass	18
VHT20	MCS 0	1	140	5700	0.12	14.28	23.98	-0.10	26.99	Pass	14.5
VHT40	MCS 0	1	102	5510	0.23	13.48	23.98	-0.10	26.99	Pass	14
VHT40	MCS 0	1	110	5550	0.23	17.84	23.98	-0.10	26.99	Pass	18
VHT40	MCS 0	1	134	5670	0.23	16.31	23.98	-0.10	26.99	Pass	16.5
VHT80	MCS 0	1	106	5530	0.87	13.50	23.98	-0.10	26.99	Pass	14
VHT80	MCS 0	1	122	5610	0.87	17.18	23.98	-0.10	26.99	Pass	17.5

TEST RESULTS DATA
Power Spectral Density

<5500 MHz ~ 5700 MHz >										
Mod.	Data Rate	NTX	CH.	Freq. (MHz)	Duty Factor (dB)	Average Power Density (dBm/MHz)	Average PSD Limit (dBm/MHz)	DG (dBi)		Pass/Fail
11a	6M bps	1	100	5500	0.11	8.25	11.00	-0.10		Pass
11a	6M bps	1	116	5580	0.11	8.28	11.00	-0.10		Pass
11a	6M bps	1	140	5700	0.11	8.08	11.00	-0.10		Pass
VHT20	MCS 0	1	100	5500	0.12	7.85	11.00	-0.10		Pass
VHT20	MCS 0	1	116	5580	0.12	7.89	11.00	-0.10		Pass
VHT20	MCS 0	1	140	5700	0.12	7.69	11.00	-0.10		Pass
VHT40	MCS 0	1	102	5510	0.23	4.91	11.00	-0.10		Pass
VHT40	MCS 0	1	110	5550	0.23	4.96	11.00	-0.10		Pass
VHT40	MCS 0	1	134	5670	0.23	4.63	11.00	-0.10		Pass
VHT80	MCS 0	1	106	5530	0.87	1.60	11.00	-0.10		Pass
VHT80	MCS 0	1	122	5610	0.87	1.62	11.00	-0.10		Pass

TEST RESULTS DATA
6dB and 26dB EBW and 99% OBW

<5745 MHz ~ 5825 MHz>									
Mod.	Data Rate	NTX	CH.	Freq. (MHz)	99% Bandwidth (MHz)	26 dB Bandwidth (MHz)	6 dB Bandwidth (MHz)	6dB Bandwidth min. Limit (MHz)	Pass/Fail
11a	6M bps	1	149	5745	16.78	24.66	15.15	0.5	Pass
11a	6Mbps	1	157	5785	16.83	24.72	14.20	0.5	Pass
11a	6Mbps	1	165	5825	16.78	22.14	15.15	0.5	Pass
VHT20	MCS 0	1	149	5745	17.88	26.70	13.90	0.5	Pass
VHT20	MCS 0	1	157	5785	17.93	24.90	15.80	0.5	Pass
VHT20	MCS 0	1	165	5825	17.78	23.04	16.35	0.5	Pass
VHT40	MCS 0	1	151	5755	36.26	46.08	35.28	0.5	Pass
VHT40	MCS 0	1	159	5795	36.26	43.44	35.28	0.5	Pass
VHT80	MCS 0	1	155	5775	75.40	88.56	75.52	0.5	Pass

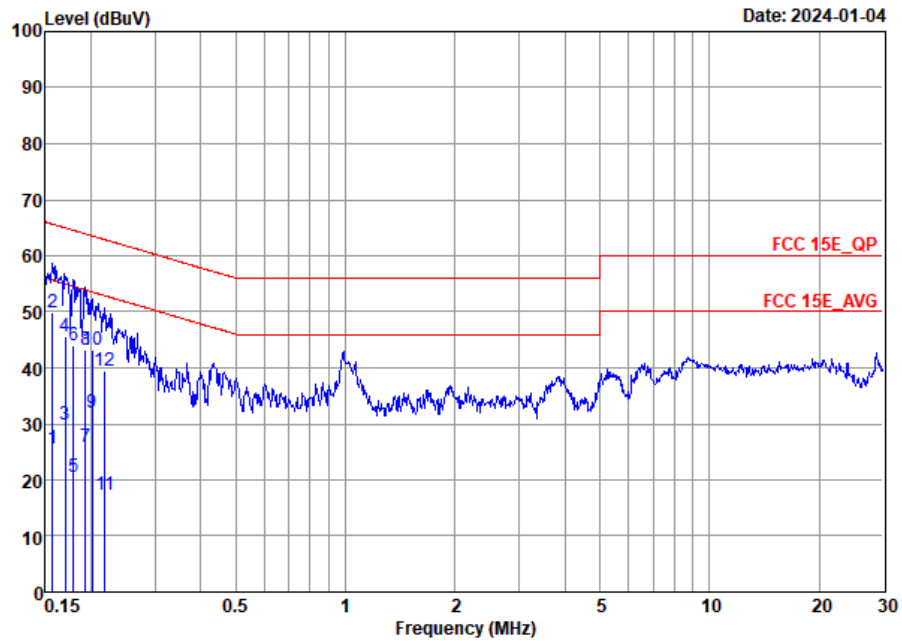
TEST RESULTS DATA
Power Spectral Density

<5745 MHz ~ 5825 MHz>										
Mod.	Data Rate	N _{TX}	CH.	Freq. (MHz)	Duty Factor (dB)	10log (500kHz /RBW) Factor (dB)	Average Power Density (dBm/500kHz)	Average PSD Limit (dBm/500kHz)	DG (dBi)	Pass/Fail
11a	6M bps	1	149	5745	0.11	2.22	4.85	30.00	0.50	Pass
11a	6Mbps	1	157	5785	0.11	2.22	5.17	30.00	0.50	Pass
11a	6Mbps	1	165	5825	0.11	2.22	4.97	30.00	0.50	Pass
VHT20	MCS 0	1	149	5745	0.12	2.22	4.45	30.00	0.50	Pass
VHT20	MCS 0	1	157	5785	0.12	2.22	4.70	30.00	0.50	Pass
VHT20	MCS 0	1	165	5825	0.12	2.22	4.73	30.00	0.50	Pass
VHT40	MCS 0	1	151	5755	0.23	2.22	1.53	30.00	0.50	Pass
VHT40	MCS 0	1	159	5795	0.23	2.22	1.46	30.00	0.50	Pass
VHT80	MCS 0	1	155	5775	0.87	2.22	-1.38	30.00	0.50	Pass



Appendix B. AC Conducted Emission Test Results

Test Engineer :	Yuki Tang	Temperature :	22~24°C
		Relative Humidity :	44~50%
Test Voltage :	120Vac / 60Hz	Phase :	Line
Remark :	All emissions not reported here are more than 10 dB below the prescribed limit.		

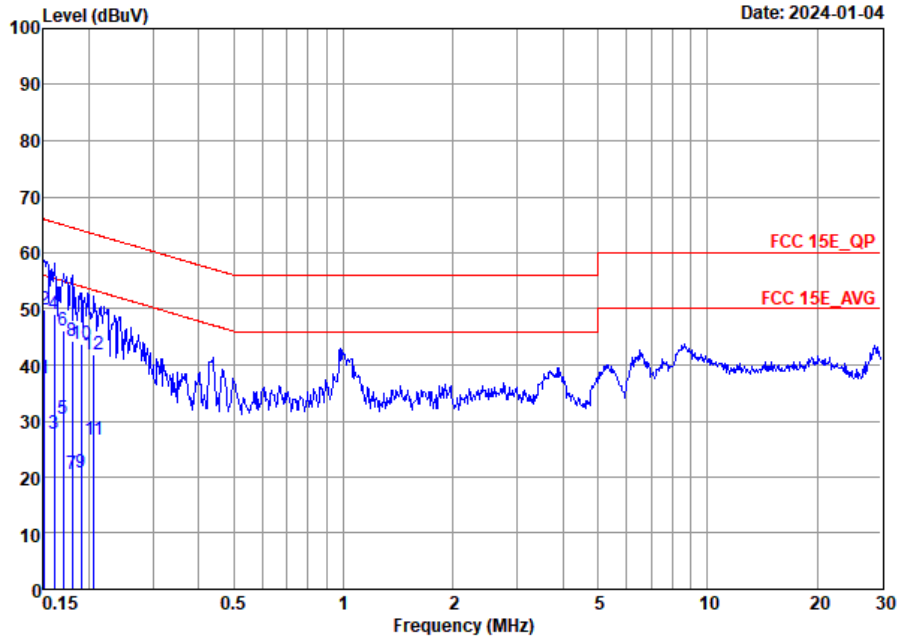


Site : CO01-SZ
 Condition: FCC 15E_QP AC LISN 100063_L LINE

	Freq	Level	Over	Limit	Read	LISN	Cable	
	MHz	dBuV	Limit	Line	Level	Factor	Loss	Remark
			dB	dBuV	dBuV	dB	dB	
1	0.16	25.67	-29.98	55.65	5.19	10.34	10.14	Average
2 *	0.16	49.77	-15.88	65.65	29.29	10.34	10.14	QP
3	0.17	29.97	-24.97	54.94	9.60	10.23	10.14	Average
4	0.17	45.57	-19.37	64.94	25.20	10.23	10.14	QP
5	0.18	20.55	-34.00	54.55	0.10	10.31	10.14	Average
6	0.18	44.05	-20.50	64.55	23.60	10.31	10.14	QP
7	0.19	25.79	-28.10	53.89	5.20	10.44	10.15	Average
8	0.19	43.19	-20.70	63.89	22.60	10.44	10.15	QP
9	0.20	32.12	-21.42	53.54	11.50	10.47	10.15	Average
10	0.20	43.12	-20.42	63.54	22.50	10.47	10.15	QP
11	0.22	17.30	-35.58	52.88	-3.19	10.34	10.15	Average
12	0.22	39.40	-23.48	62.88	18.91	10.34	10.15	QP



Test Engineer :	Yuki Tang	Temperature :	22~24°C
		Relative Humidity :	44~50%
Test Voltage :	120Vac / 60Hz	Phase :	Neutral
Remark :	All emissions not reported here are more than 10 dB below the prescribed limit.		



Site : CO01-SZ
 Condition: FCC 15E_QP AC LISN 100063_N NEUTRAL

	Freq	Level	Over Limit	Limit Line	Read Level	LISN Factor	Cable Loss	Remark
	MHz	dBuV	dB	dBuV	dBuV	dB	dB	
1	0.15	37.48	-18.48	55.96	17.20	10.15	10.13	Average
2 *	0.15	49.78	-16.18	65.96	29.50	10.15	10.13	QP
3	0.16	27.67	-27.76	55.43	7.19	10.34	10.14	Average
4	0.16	49.07	-16.36	65.43	28.59	10.34	10.14	QP
5	0.17	30.35	-24.59	54.94	9.70	10.51	10.14	Average
6	0.17	46.15	-18.79	64.94	25.50	10.51	10.14	QP
7	0.18	20.47	-34.03	54.50	-0.10	10.43	10.14	Average
8	0.18	44.37	-20.13	64.50	23.80	10.43	10.14	QP
9	0.19	20.89	-33.13	54.02	0.40	10.34	10.15	Average
10	0.19	43.69	-20.33	64.02	23.20	10.34	10.15	QP
11	0.21	26.60	-26.76	53.36	6.20	10.25	10.15	Average
12	0.21	41.90	-21.46	63.36	21.50	10.25	10.15	QP

Note:

- Level(dBμV) = Read Level(dBμV) + LISN Factor(dB) + Cable Loss(dB)
- Over Limit(dB) = Level(dBμV) – Limit Line(dBμV)



Appendix C. Radiated Spurious Emission Test Data

Test Engineer :	Shiwei Wen	Relative Humidity :	50%
		Temperature :	20~22℃

Radiated Spurious Emission Test Modes

Mode	Band	Band (GHz)	Antenna	Modulation	Channel	Frequency	Data Rate	Remark
Mode 1	U-NII-1	5.15-5.25	8	802.11a	36	5180	6Mbps	-
Mode 2	U-NII-1	5.15-5.25	8	802.11a	44	5220	6Mbps	-
Mode 3	U-NII-1	5.15-5.25	8	802.11a	48	5240	6Mbps	-
Mode 4	U-NII-2A	5.25-5.35	8	802.11a	52	5260	6Mbps	-
Mode 5	U-NII-2A	5.25-5.35	8	802.11a	60	5300	6Mbps	-
Mode 6	U-NII-2A	5.25-5.35	8	802.11a	64	5320	6Mbps	-
Mode 7	U-NII-2C	5.47-5.725	8	802.11a	100	5500	6Mbps	-
Mode 8	U-NII-2C	5.47-5.725	8	802.11a	116	5580	6Mbps	-
Mode 9	U-NII-2C	5.47-5.725	8	802.11a	140	5700	6Mbps	-
Mode 10	U-NII-1	5.15-5.25	8	802.11ac VHT20	36	5180	MCS0	-
Mode 11	U-NII-1	5.15-5.25	8	802.11ac VHT20	44	5220	MCS0	-
Mode 12	U-NII-1	5.15-5.25	8	802.11ac VHT20	48	5240	MCS0	-
Mode 13	U-NII-2A	5.25-5.35	8	802.11ac VHT20	52	5260	MCS0	-
Mode 14	U-NII-2A	5.25-5.35	8	802.11ac VHT20	60	5300	MCS0	-
Mode 15	U-NII-2A	5.25-5.35	8	802.11ac VHT20	64	5320	MCS0	-
Mode 16	U-NII-2C	5.47-5.725	8	802.11ac VHT20	100	5500	MCS0	-
Mode 17	U-NII-2C	5.47-5.725	8	802.11ac VHT20	116	5580	MCS0	-
Mode 18	U-NII-2C	5.47-5.725	8	802.11ac VHT20	140	5700	MCS0	-
Mode 19	U-NII-1	5.15-5.25	8	802.11ac VHT40	38	5190	MCS0	-
Mode 20	U-NII-1	5.15-5.25	8	802.11ac VHT40	46	5230	MCS0	-
Mode 21	U-NII-2A	5.25-5.35	8	802.11ac VHT40	54	5270	MCS0	-
Mode 22	U-NII-2A	5.25-5.35	8	802.11ac VHT40	62	5310	MCS0	-
Mode 23	U-NII-2C	5.47-5.725	8	802.11ac VHT40	102	5510	MCS0	-
Mode 24	U-NII-2C	5.47-5.725	8	802.11ac VHT40	134	5670	MCS0	-
Mode 25	U-NII-1	5.15-5.25	8	802.11ac VHT80	42	5210	MCS0	-
Mode 26	U-NII-2A	5.25-5.35	8	802.11ac VHT80	58	5290	MCS0	-
Mode 27	U-NII-2C	5.47-5.725	8	802.11ac VHT80	106	5530	MCS0	-
Mode 28	U-NII-2C	5.47-5.725	8	802.11ac VHT80	122	5610	MCS0	-
Mode 29	U-NII-3	5.725-5.85	8	802.11a	149	5745	6Mbps	-
Mode 30	U-NII-3	5.725-5.85	8	802.11a	157	5785	6Mbps	-
Mode 31	U-NII-3	5.725-5.85	8	802.11a	165	5825	6Mbps	-



Mode	Band	Band (GHz)	Antenna	Modulation	Channel	Frequency	Data Rate	Remark
Mode 32	U-NII-3	5.725-5.85	8	802.11ac VHT20	149	5745	MCS0	-
Mode 33	U-NII-3	5.725-5.85	8	802.11ac VHT20	157	5785	MCS0	-
Mode 34	U-NII-3	5.725-5.85	8	802.11ac VHT20	165	5825	MCS0	-
Mode 35	U-NII-3	5.725-5.85	8	802.11ac VHT40	151	5755	MCS0	-
Mode 36	U-NII-3	5.725-5.85	8	802.11ac VHT40	159	5795	MCS0	-
Mode 37	U-NII-3	5.725-5.85	8	802.11ac VHT80	155	5775	MCS0	-
Mode 38	U-NII-2C	5.47-5.725	8	802.11ac VHT20	136	5680	MCS0	-
Mode 39	U-NII-2C	5.47-5.725	8	802.11ac VHT40	110	5550	MCS0	-
Mode 40	U-NII-2C	5.47-5.725	8	802.11ac VHT40	134	5670	MCS0	LF
Mode 41	U-NII-3	5.725-5.85	8	802.11ac VHT80	155	5775	MCS0	LF
Mode 42	Co-loclation	5.47-5.725	8	802.11ac VHT40	134	5670	MCS0	-
		-	-	BT normal Link	-	-	-	-
		-	0	LTE Band 13	-	-	-	-



Summary of each worse mode

Mode	Modulation	Ch.	Freq. (MHz)	Level (dBuV/m)	Limit (dBuV/m)	Margin (dB)	Pol.	Peak Avg.	Result	Remark
1	802.11a	36	-	-	-	-	-	-	-	Band Edge
1	802.11a	36	10360.00	49.81	68.30	-18.49	H	Peak	Pass	Harmonic
2	802.11a	44	-	-	-	-	-	-	-	Band Edge
2	802.11a	44	10440.00	49.50	68.30	-18.80	H	Peak	Pass	Harmonic
3	802.11a	48	-	-	-	-	-	-	-	Band Edge
3	802.11a	48	10480.00	49.51	68.30	-18.79	H	Peak	Pass	Harmonic
4	802.11a	52	-	-	-	-	-	-	-	Band Edge
4	802.11a	52	10520.00	49.72	68.30	-18.58	V	Peak	Pass	Harmonic
5	802.11a	60	-	-	-	-	-	-	-	Band Edge
5	802.11a	60	10600.00	47.26	74.00	-26.74	H	Peak	Pass	Harmonic
6	802.11a	64	-	-	-	-	-	-	-	Band Edge
6	802.11a	64	15960.00	47.95	74.00	-26.05	H	Peak	Pass	Harmonic
7	802.11a	100	-	-	-	-	-	-	-	Band Edge
7	802.11a	100	16500.00	49.68	68.30	-18.62	V	Peak	Pass	Harmonic
8	802.11a	116	-	-	-	-	-	-	-	Band Edge
8	802.11a	116	16740.00	50.14	68.30	-18.16	V	Peak	Pass	Harmonic
9	802.11a	140	-	-	-	-	-	-	-	Band Edge
9	802.11a	140	17100.00	50.74	68.30	-17.56	V	Peak	Pass	Harmonic
10	802.11ac VHT20	36	5149.13	47.26	54.00	-6.74	V	AVERAGE	Pass	Band Edge
10	802.11ac VHT20	36	10360.00	49.82	68.30	-18.48	H	Peak	Pass	Harmonic
11	802.11ac VHT20	44	-	-	-	-	-	-	-	Band Edge
11	802.11ac VHT20	44	10440.00	49.07	68.30	-19.23	H	Peak	Pass	Harmonic
12	802.11ac VHT20	48	-	-	-	-	-	-	-	Band Edge
12	802.11ac VHT20	48	10480.00	49.50	68.30	-18.80	V	Peak	Pass	Harmonic
13	802.11ac VHT20	52	-	-	-	-	-	-	-	Band Edge
13	802.11ac VHT20	52	10520.00	50.62	68.30	-17.68	H	Peak	Pass	Harmonic
14	802.11ac VHT20	60	-	-	-	-	-	-	-	Band Edge
14	802.11ac VHT20	60	10600.00	47.66	74.00	-26.34	H	Peak	Pass	Harmonic
15	802.11ac VHT20	64	5351.43	47.55	54.00	-6.45	V	AVERAGE	Pass	Band Edge
15	802.11ac VHT20	64	15960.00	47.96	74.00	-26.04	V	Peak	Pass	Harmonic
16	802.11ac VHT20	100	5467.68	62.97	68.30	-5.33	V	PEAK	Pass	Band Edge
16	802.11ac VHT20	100	16500.00	50.22	68.30	-18.08	V	Peak	Pass	Harmonic
17	802.11ac VHT20	116	-	-	-	-	-	-	-	Band Edge
17	802.11ac VHT20	116	16740.00	50.12	68.30	-18.18	H	Peak	Pass	Harmonic
18	802.11ac VHT20	140	5727.01	61.95	68.30	-6.35	V	PEAK	Pass	Band Edge
18	802.11ac VHT20	140	17100.00	49.86	68.30	-18.44	H	Peak	Pass	Harmonic
19	802.11ac VHT40	38	5149.44	47.71	54.00	-6.29	V	AVERAGE	Pass	Band Edge
19	802.11ac VHT40	38	-	-	-	-	-	-	-	Harmonic
20	802.11ac VHT40	46	5148.47	44.99	54.00	-9.01	V	AVERAGE	Pass	Band Edge
20	802.11ac VHT40	46	-	-	-	-	-	-	-	Harmonic
21	802.11ac VHT40	54	5351.05	45.72	54.00	-8.28	V	AVERAGE	Pass	Band Edge
21	802.11ac VHT40	54	-	-	-	-	-	-	-	Harmonic
22	802.11ac VHT40	62	5351.04	48.23	54.00	-5.77	V	AVERAGE	Pass	Band Edge
22	802.11ac VHT40	62	-	-	-	-	-	-	-	Harmonic



23	802.11ac VHT40	102	5467.68	61.27	68.30	-7.03	V	PEAK	Pass	Band Edge
23	802.11ac VHT40	102	-	-	-	-	-	-	-	Harmonic
24	802.11ac VHT40	134	5726.11	63.18	68.30	-5.12	V	PEAK	Pass	Band Edge
24	802.11ac VHT40	134	17010.00	48.53	68.30	-19.77	V	Peak	Pass	Harmonic
25	802.11ac VHT80	42	5149.23	48.43	54.00	-5.57	V	AVERAGE	Pass	Band Edge
25	802.11ac VHT80	42	-	-	-	-	-	-	-	Harmonic
26	802.11ac VHT80	58	5350.10	48.45	54.00	-5.55	V	AVERAGE	Pass	Band Edge
26	802.11ac VHT80	58	-	-	-	-	-	-	-	Harmonic
27	802.11ac VHT80	106	5457.21	48.52	54.00	-5.48	V	AVERAGE	Pass	Band Edge
27	802.11ac VHT80	106	-	-	-	-	-	-	-	Harmonic
28	802.11ac VHT80	122	5725.24	62.41	68.30	-5.89	V	PEAK	Pass	Band Edge
28	802.11ac VHT80	122	-	-	-	-	-	-	-	Harmonic
29	802.11a	149	-	-	-	-	-	-	-	Band Edge
29	802.11a	149	17235.00	50.09	68.30	-18.21	H	Peak	Pass	Harmonic
30	802.11a	157	-	-	-	-	-	-	-	Band Edge
30	802.11a	157	17355.00	50.25	68.30	-18.05	V	Peak	Pass	Harmonic
31	802.11a	165	-	-	-	-	-	-	-	Band Edge
31	802.11a	165	17475.00	50.47	68.30	-17.83	H	Peak	Pass	Harmonic
32	802.11ac VHT20	149	5644.02	53.84	68.30	-14.46	V	PEAK	Pass	Band Edge
32	802.11ac VHT20	149	17235.00	49.71	68.30	-18.59	H	Peak	Pass	Harmonic
33	802.11ac VHT20	157	-	-	-	-	-	-	-	Band Edge
33	802.11ac VHT20	157	17355.00	49.46	68.30	-18.84	V	Peak	Pass	Harmonic
34	802.11ac VHT20	165	5948.83	52.54	68.30	-15.76	H	PEAK	Pass	Band Edge
34	802.11ac VHT20	165	17475.00	49.01	68.30	-19.29	V	Peak	Pass	Harmonic
35	802.11ac VHT40	151	5639.45	54.33	68.30	-13.97	V	PEAK	Pass	Band Edge
35	802.11ac VHT40	151	-	-	-	-	-	-	-	Harmonic
36	802.11ac VHT40	159	5632.49	53.49	68.30	-14.81	V	PEAK	Pass	Band Edge
36	802.11ac VHT40	159	-	-	-	-	-	-	-	Harmonic
37	802.11ac VHT80	155	5635.46	61.59	68.30	-6.71	V	PEAK	Pass	Band Edge
37	802.11ac VHT80	155	17325.00	48.82	68.30	-19.48	V	Peak	Pass	Harmonic
38	802.11ac VHT20	136	5729.27	56.67	68.30	-11.63	H	PEAK	Pass	Band Edge
38	802.11ac VHT20	136	-	-	-	-	-	-	-	Harmonic
39	802.11ac VHT40	110	5459.30	43.50	54.00	-10.50	V	AVERAGE	Pass	Band Edge
39	802.11ac VHT40	110	-	-	-	-	-	-	-	Harmonic
40	802.11ac VHT40	134	34.85	32.74	40	-7.26	V	Peak	Pass	LF
41	802.11ac VHT80	155	34.85	32.8	40	-7.2	V	Peak	Pass	LF
42	Co-loclation	134	5726.29	61.39	68.30	-6.91	V	PEAK	Pass	Band Edge
		134	17010.00	49.69	68.30	-18.61	H	Peak	Pass	Harmonic



Mode	1																																																																																																
	Harmonic																																																																																																
	U-NII-1_5.15-5.25_802.11a_CH36_5180MHz																																																																																																
ANT	8																																																																																																
Pol.	Horizontal	Vertical																																																																																															
Peak Avg	<p style="text-align: right;">Date: 2023-12-30</p>	<p style="text-align: right;">Date: 2023-12-30</p>																																																																																															
	<table border="1"> <thead> <tr> <th>Limit</th> <th>Read</th> <th>Ant</th> <th>Cable</th> <th>Preamp</th> <th>Apos</th> <th>TPos</th> <th>Remark</th> </tr> <tr> <th>Freq</th> <th>Level</th> <th>Line Margin</th> <th>Level</th> <th>Factor</th> <th>Loss Factor</th> <th></th> <th></th> </tr> <tr> <th>MHz</th> <th>dBuV/m</th> <th>dBuV/m</th> <th>dB</th> <th>dBuV</th> <th>dB/m</th> <th>dB</th> <th>dB</th> </tr> </thead> <tbody> <tr> <td>1</td> <td>10360.00</td> <td>49.81</td> <td>68.30</td> <td>-18.49</td> <td>46.99</td> <td>39.44</td> <td>14.15</td> <td>50.77</td> <td>--</td> <td>--</td> <td>Peak</td> </tr> <tr> <td>2</td> <td>15540.00</td> <td>47.61</td> <td>74.00</td> <td>-26.39</td> <td>40.37</td> <td>41.82</td> <td>16.85</td> <td>51.43</td> <td>--</td> <td>--</td> <td>Peak</td> </tr> </tbody> </table>	Limit	Read	Ant	Cable	Preamp	Apos	TPos	Remark	Freq	Level	Line Margin	Level	Factor	Loss Factor			MHz	dBuV/m	dBuV/m	dB	dBuV	dB/m	dB	dB	1	10360.00	49.81	68.30	-18.49	46.99	39.44	14.15	50.77	--	--	Peak	2	15540.00	47.61	74.00	-26.39	40.37	41.82	16.85	51.43	--	--	Peak	<table border="1"> <thead> <tr> <th>Limit</th> <th>Read</th> <th>Ant</th> <th>Cable</th> <th>Preamp</th> <th>Apos</th> <th>TPos</th> <th>Remark</th> </tr> <tr> <th>Freq</th> <th>Level</th> <th>Line Margin</th> <th>Level</th> <th>Factor</th> <th>Loss Factor</th> <th></th> <th></th> </tr> <tr> <th>MHz</th> <th>dBuV/m</th> <th>dBuV/m</th> <th>dB</th> <th>dBuV</th> <th>dB/m</th> <th>dB</th> <th>dB</th> </tr> </thead> <tbody> <tr> <td>1</td> <td>10360.00</td> <td>48.90</td> <td>68.30</td> <td>-19.40</td> <td>46.08</td> <td>39.44</td> <td>14.15</td> <td>50.77</td> <td>--</td> <td>--</td> <td>Peak</td> </tr> <tr> <td>2</td> <td>15540.00</td> <td>47.91</td> <td>74.00</td> <td>-26.09</td> <td>40.67</td> <td>41.82</td> <td>16.85</td> <td>51.43</td> <td>--</td> <td>--</td> <td>Peak</td> </tr> </tbody> </table>	Limit	Read	Ant	Cable	Preamp	Apos	TPos	Remark	Freq	Level	Line Margin	Level	Factor	Loss Factor			MHz	dBuV/m	dBuV/m	dB	dBuV	dB/m	dB	dB	1	10360.00	48.90	68.30	-19.40	46.08	39.44	14.15	50.77	--	--	Peak	2	15540.00	47.91	74.00	-26.09	40.67	41.82	16.85	51.43	--	--
Limit	Read	Ant	Cable	Preamp	Apos	TPos	Remark																																																																																										
Freq	Level	Line Margin	Level	Factor	Loss Factor																																																																																												
MHz	dBuV/m	dBuV/m	dB	dBuV	dB/m	dB	dB																																																																																										
1	10360.00	49.81	68.30	-18.49	46.99	39.44	14.15	50.77	--	--	Peak																																																																																						
2	15540.00	47.61	74.00	-26.39	40.37	41.82	16.85	51.43	--	--	Peak																																																																																						
Limit	Read	Ant	Cable	Preamp	Apos	TPos	Remark																																																																																										
Freq	Level	Line Margin	Level	Factor	Loss Factor																																																																																												
MHz	dBuV/m	dBuV/m	dB	dBuV	dB/m	dB	dB																																																																																										
1	10360.00	48.90	68.30	-19.40	46.08	39.44	14.15	50.77	--	--	Peak																																																																																						
2	15540.00	47.91	74.00	-26.09	40.67	41.82	16.85	51.43	--	--	Peak																																																																																						



Mode	2																																																																																																		
	Harmonic																																																																																																		
	U-NII-1_5.15-5.25_802.11a_CH44_5220MHz																																																																																																		
ANT	8																																																																																																		
Pol.	Horizontal	Vertical																																																																																																	
Peak Avg																																																																																																			
	<table border="1"> <thead> <tr> <th>Limit</th> <th>Read</th> <th>Ant</th> <th>Cable</th> <th>Preamp</th> <th>Apos</th> <th>TPos</th> <th>Remark</th> </tr> <tr> <th>Freq</th> <th>Level</th> <th>Line Margin</th> <th>Level</th> <th>Factor</th> <th>Loss Factor</th> <th></th> <th></th> </tr> <tr> <th>MHz</th> <th>dBuV/m</th> <th>dBuV/m</th> <th>dB</th> <th>dBuV</th> <th>dB/m</th> <th>dB</th> <th>cm</th> <th>deg</th> </tr> </thead> <tbody> <tr> <td>1</td> <td>10440.00</td> <td>49.50</td> <td>68.30</td> <td>-18.80</td> <td>46.61</td> <td>39.48</td> <td>14.20</td> <td>50.79</td> <td>--</td> <td>--</td> <td>Peak</td> </tr> <tr> <td>2</td> <td>15660.00</td> <td>47.56</td> <td>74.00</td> <td>-26.44</td> <td>40.25</td> <td>41.90</td> <td>16.94</td> <td>51.53</td> <td>--</td> <td>--</td> <td>Peak</td> </tr> </tbody> </table>	Limit	Read	Ant	Cable	Preamp	Apos	TPos	Remark	Freq	Level	Line Margin	Level	Factor	Loss Factor			MHz	dBuV/m	dBuV/m	dB	dBuV	dB/m	dB	cm	deg	1	10440.00	49.50	68.30	-18.80	46.61	39.48	14.20	50.79	--	--	Peak	2	15660.00	47.56	74.00	-26.44	40.25	41.90	16.94	51.53	--	--	Peak	<table border="1"> <thead> <tr> <th>Limit</th> <th>Read</th> <th>Ant</th> <th>Cable</th> <th>Preamp</th> <th>Apos</th> <th>TPos</th> <th>Remark</th> </tr> <tr> <th>Freq</th> <th>Level</th> <th>Line Margin</th> <th>Level</th> <th>Factor</th> <th>Loss Factor</th> <th></th> <th></th> </tr> <tr> <th>MHz</th> <th>dBuV/m</th> <th>dBuV/m</th> <th>dB</th> <th>dBuV</th> <th>dB/m</th> <th>dB</th> <th>cm</th> <th>deg</th> </tr> </thead> <tbody> <tr> <td>1</td> <td>10440.00</td> <td>49.36</td> <td>68.30</td> <td>-18.94</td> <td>46.47</td> <td>39.48</td> <td>14.20</td> <td>50.79</td> <td>--</td> <td>--</td> <td>Peak</td> </tr> <tr> <td>2</td> <td>15660.00</td> <td>47.87</td> <td>74.00</td> <td>-26.13</td> <td>40.56</td> <td>41.90</td> <td>16.94</td> <td>51.53</td> <td>--</td> <td>--</td> <td>Peak</td> </tr> </tbody> </table>	Limit	Read	Ant	Cable	Preamp	Apos	TPos	Remark	Freq	Level	Line Margin	Level	Factor	Loss Factor			MHz	dBuV/m	dBuV/m	dB	dBuV	dB/m	dB	cm	deg	1	10440.00	49.36	68.30	-18.94	46.47	39.48	14.20	50.79	--	--	Peak	2	15660.00	47.87	74.00	-26.13	40.56	41.90	16.94	51.53	--	--
Limit	Read	Ant	Cable	Preamp	Apos	TPos	Remark																																																																																												
Freq	Level	Line Margin	Level	Factor	Loss Factor																																																																																														
MHz	dBuV/m	dBuV/m	dB	dBuV	dB/m	dB	cm	deg																																																																																											
1	10440.00	49.50	68.30	-18.80	46.61	39.48	14.20	50.79	--	--	Peak																																																																																								
2	15660.00	47.56	74.00	-26.44	40.25	41.90	16.94	51.53	--	--	Peak																																																																																								
Limit	Read	Ant	Cable	Preamp	Apos	TPos	Remark																																																																																												
Freq	Level	Line Margin	Level	Factor	Loss Factor																																																																																														
MHz	dBuV/m	dBuV/m	dB	dBuV	dB/m	dB	cm	deg																																																																																											
1	10440.00	49.36	68.30	-18.94	46.47	39.48	14.20	50.79	--	--	Peak																																																																																								
2	15660.00	47.87	74.00	-26.13	40.56	41.90	16.94	51.53	--	--	Peak																																																																																								



Mode	3																																																																																																
	Harmonic																																																																																																
	U-NII-1_5.15-5.25_802.11a_CH48_5240MHz																																																																																																
ANT	8																																																																																																
Pol.	Horizontal	Vertical																																																																																															
Peak Avg	<p>Date: 2023-12-30</p>	<p>Date: 2023-12-30</p>																																																																																															
	<table border="1"> <thead> <tr> <th>Limit</th> <th>Read</th> <th>Ant</th> <th>Cable</th> <th>Preamp</th> <th>APos</th> <th>TPos</th> <th></th> </tr> <tr> <th>Freq</th> <th>Level</th> <th>Line</th> <th>Margin</th> <th>Level</th> <th>Factor</th> <th>Loss</th> <th>Factor</th> </tr> <tr> <th>MHz</th> <th>dBuV/m</th> <th>dBuV/m</th> <th>dB</th> <th>dBuV</th> <th>dB/m</th> <th>dB</th> <th>dB</th> </tr> </thead> <tbody> <tr> <td>1</td> <td>10480.00</td> <td>49.51</td> <td>68.30</td> <td>-18.79</td> <td>46.59</td> <td>39.49</td> <td>14.23</td> <td>50.80</td> <td>--</td> <td>--</td> <td>Peak</td> </tr> <tr> <td>2</td> <td>15720.00</td> <td>47.45</td> <td>74.00</td> <td>-26.55</td> <td>40.11</td> <td>41.93</td> <td>16.99</td> <td>51.58</td> <td>--</td> <td>--</td> <td>Peak</td> </tr> </tbody> </table>	Limit	Read	Ant	Cable	Preamp	APos	TPos		Freq	Level	Line	Margin	Level	Factor	Loss	Factor	MHz	dBuV/m	dBuV/m	dB	dBuV	dB/m	dB	dB	1	10480.00	49.51	68.30	-18.79	46.59	39.49	14.23	50.80	--	--	Peak	2	15720.00	47.45	74.00	-26.55	40.11	41.93	16.99	51.58	--	--	Peak	<table border="1"> <thead> <tr> <th>Limit</th> <th>Read</th> <th>Ant</th> <th>Cable</th> <th>Preamp</th> <th>APos</th> <th>TPos</th> <th></th> </tr> <tr> <th>Freq</th> <th>Level</th> <th>Line</th> <th>Margin</th> <th>Level</th> <th>Factor</th> <th>Loss</th> <th>Factor</th> </tr> <tr> <th>MHz</th> <th>dBuV/m</th> <th>dBuV/m</th> <th>dB</th> <th>dBuV</th> <th>dB/m</th> <th>dB</th> <th>dB</th> </tr> </thead> <tbody> <tr> <td>1</td> <td>10480.00</td> <td>49.23</td> <td>68.30</td> <td>-19.07</td> <td>46.31</td> <td>39.49</td> <td>14.23</td> <td>50.80</td> <td>--</td> <td>--</td> <td>Peak</td> </tr> <tr> <td>2</td> <td>15720.00</td> <td>47.81</td> <td>74.00</td> <td>-26.19</td> <td>40.47</td> <td>41.93</td> <td>16.99</td> <td>51.58</td> <td>--</td> <td>--</td> <td>Peak</td> </tr> </tbody> </table>	Limit	Read	Ant	Cable	Preamp	APos	TPos		Freq	Level	Line	Margin	Level	Factor	Loss	Factor	MHz	dBuV/m	dBuV/m	dB	dBuV	dB/m	dB	dB	1	10480.00	49.23	68.30	-19.07	46.31	39.49	14.23	50.80	--	--	Peak	2	15720.00	47.81	74.00	-26.19	40.47	41.93	16.99	51.58	--	--
Limit	Read	Ant	Cable	Preamp	APos	TPos																																																																																											
Freq	Level	Line	Margin	Level	Factor	Loss	Factor																																																																																										
MHz	dBuV/m	dBuV/m	dB	dBuV	dB/m	dB	dB																																																																																										
1	10480.00	49.51	68.30	-18.79	46.59	39.49	14.23	50.80	--	--	Peak																																																																																						
2	15720.00	47.45	74.00	-26.55	40.11	41.93	16.99	51.58	--	--	Peak																																																																																						
Limit	Read	Ant	Cable	Preamp	APos	TPos																																																																																											
Freq	Level	Line	Margin	Level	Factor	Loss	Factor																																																																																										
MHz	dBuV/m	dBuV/m	dB	dBuV	dB/m	dB	dB																																																																																										
1	10480.00	49.23	68.30	-19.07	46.31	39.49	14.23	50.80	--	--	Peak																																																																																						
2	15720.00	47.81	74.00	-26.19	40.47	41.93	16.99	51.58	--	--	Peak																																																																																						



Mode	4																																																																																																	
	Harmonic																																																																																																	
	U-NII-2A_5.25-5.35_802.11a_CH52_5260MHz																																																																																																	
ANT	8																																																																																																	
Pol.	Horizontal	Vertical																																																																																																
Peak Avg	<p style="text-align: right;">Date: 2023-12-30</p> <table border="1"> <thead> <tr> <th>Limit</th> <th>Read</th> <th>Ant</th> <th>Cable</th> <th>Preamp</th> <th>Apos</th> <th>TPos</th> <th>Remark</th> </tr> <tr> <th>Freq</th> <th>Level</th> <th>Line Margin</th> <th>Level</th> <th>Factor</th> <th>Loss Factor</th> <th></th> <th></th> </tr> <tr> <th>MHz</th> <th>dBuV/m</th> <th>dBuV/m</th> <th>dB</th> <th>dBuV</th> <th>dB/m</th> <th>dB</th> <th>dB</th> </tr> </thead> <tbody> <tr> <td>1</td> <td>10520.00</td> <td>49.67</td> <td>68.30</td> <td>-18.63</td> <td>46.72</td> <td>39.50</td> <td>14.25</td> <td>50.80</td> <td>--</td> <td>--</td> <td>Peak</td> </tr> <tr> <td>2</td> <td>15780.00</td> <td>47.44</td> <td>74.00</td> <td>-26.56</td> <td>40.06</td> <td>41.97</td> <td>17.04</td> <td>51.63</td> <td>--</td> <td>--</td> <td>Peak</td> </tr> </tbody> </table>	Limit	Read	Ant	Cable	Preamp	Apos	TPos	Remark	Freq	Level	Line Margin	Level	Factor	Loss Factor			MHz	dBuV/m	dBuV/m	dB	dBuV	dB/m	dB	dB	1	10520.00	49.67	68.30	-18.63	46.72	39.50	14.25	50.80	--	--	Peak	2	15780.00	47.44	74.00	-26.56	40.06	41.97	17.04	51.63	--	--	Peak	<p style="text-align: right;">Date: 2023-12-30</p> <table border="1"> <thead> <tr> <th>Limit</th> <th>Read</th> <th>Ant</th> <th>Cable</th> <th>Preamp</th> <th>Apos</th> <th>TPos</th> <th>Remark</th> </tr> <tr> <th>Freq</th> <th>Level</th> <th>Line Margin</th> <th>Level</th> <th>Factor</th> <th>Loss Factor</th> <th></th> <th></th> </tr> <tr> <th>MHz</th> <th>dBuV/m</th> <th>dBuV/m</th> <th>dB</th> <th>dBuV</th> <th>dB/m</th> <th>dB</th> <th>dB</th> </tr> </thead> <tbody> <tr> <td>1</td> <td>10520.00</td> <td>49.72</td> <td>68.30</td> <td>-18.58</td> <td>46.77</td> <td>39.50</td> <td>14.25</td> <td>50.80</td> <td>--</td> <td>--</td> <td>Peak</td> </tr> <tr> <td>2</td> <td>15780.00</td> <td>47.07</td> <td>74.00</td> <td>-26.93</td> <td>39.69</td> <td>41.97</td> <td>17.04</td> <td>51.63</td> <td>--</td> <td>--</td> <td>Peak</td> </tr> </tbody> </table>	Limit	Read	Ant	Cable	Preamp	Apos	TPos	Remark	Freq	Level	Line Margin	Level	Factor	Loss Factor			MHz	dBuV/m	dBuV/m	dB	dBuV	dB/m	dB	dB	1	10520.00	49.72	68.30	-18.58	46.77	39.50	14.25	50.80	--	--	Peak	2	15780.00	47.07	74.00	-26.93	39.69	41.97	17.04	51.63	--	--	Peak
Limit	Read	Ant	Cable	Preamp	Apos	TPos	Remark																																																																																											
Freq	Level	Line Margin	Level	Factor	Loss Factor																																																																																													
MHz	dBuV/m	dBuV/m	dB	dBuV	dB/m	dB	dB																																																																																											
1	10520.00	49.67	68.30	-18.63	46.72	39.50	14.25	50.80	--	--	Peak																																																																																							
2	15780.00	47.44	74.00	-26.56	40.06	41.97	17.04	51.63	--	--	Peak																																																																																							
Limit	Read	Ant	Cable	Preamp	Apos	TPos	Remark																																																																																											
Freq	Level	Line Margin	Level	Factor	Loss Factor																																																																																													
MHz	dBuV/m	dBuV/m	dB	dBuV	dB/m	dB	dB																																																																																											
1	10520.00	49.72	68.30	-18.58	46.77	39.50	14.25	50.80	--	--	Peak																																																																																							
2	15780.00	47.07	74.00	-26.93	39.69	41.97	17.04	51.63	--	--	Peak																																																																																							



Mode	5																																																																																																
	Harmonic																																																																																																
	U-NII-2A_5.25-5.35_802.11a_CH60_5300MHz																																																																																																
ANT	8																																																																																																
Pol.	Horizontal	Vertical																																																																																															
Peak Avg																																																																																																	
	<table border="1"> <thead> <tr> <th>Limit</th> <th>Read</th> <th>Ant</th> <th>Cable</th> <th>Preamp</th> <th>Apos</th> <th>TPos</th> <th>Remark</th> </tr> <tr> <th>Freq</th> <th>Level</th> <th>Line Margin</th> <th>Level</th> <th>Factor</th> <th>Loss Factor</th> <th></th> <th></th> </tr> <tr> <th>MHz</th> <th>dBuV/m</th> <th>dBuV/m</th> <th>dB</th> <th>dBuV</th> <th>dB/m</th> <th>dB</th> <th>dB</th> </tr> </thead> <tbody> <tr> <td>1</td> <td>10600.00</td> <td>47.26</td> <td>74.00</td> <td>-26.74</td> <td>44.28</td> <td>39.48</td> <td>14.30</td> <td>50.80</td> <td>--</td> <td>--</td> <td>Peak</td> </tr> <tr> <td>2</td> <td>15900.00</td> <td>47.21</td> <td>74.00</td> <td>-26.79</td> <td>39.75</td> <td>42.04</td> <td>17.14</td> <td>51.72</td> <td>--</td> <td>--</td> <td>Peak</td> </tr> </tbody> </table>	Limit	Read	Ant	Cable	Preamp	Apos	TPos	Remark	Freq	Level	Line Margin	Level	Factor	Loss Factor			MHz	dBuV/m	dBuV/m	dB	dBuV	dB/m	dB	dB	1	10600.00	47.26	74.00	-26.74	44.28	39.48	14.30	50.80	--	--	Peak	2	15900.00	47.21	74.00	-26.79	39.75	42.04	17.14	51.72	--	--	Peak	<table border="1"> <thead> <tr> <th>Limit</th> <th>Read</th> <th>Ant</th> <th>Cable</th> <th>Preamp</th> <th>Apos</th> <th>TPos</th> <th>Remark</th> </tr> <tr> <th>Freq</th> <th>Level</th> <th>Line Margin</th> <th>Level</th> <th>Factor</th> <th>Loss Factor</th> <th></th> <th></th> </tr> <tr> <th>MHz</th> <th>dBuV/m</th> <th>dBuV/m</th> <th>dB</th> <th>dBuV</th> <th>dB/m</th> <th>dB</th> <th>dB</th> </tr> </thead> <tbody> <tr> <td>1</td> <td>10600.00</td> <td>47.20</td> <td>74.00</td> <td>-26.80</td> <td>44.22</td> <td>39.48</td> <td>14.30</td> <td>50.80</td> <td>--</td> <td>--</td> <td>Peak</td> </tr> <tr> <td>2</td> <td>15900.00</td> <td>47.10</td> <td>74.00</td> <td>-26.90</td> <td>39.64</td> <td>42.04</td> <td>17.14</td> <td>51.72</td> <td>--</td> <td>--</td> <td>Peak</td> </tr> </tbody> </table>	Limit	Read	Ant	Cable	Preamp	Apos	TPos	Remark	Freq	Level	Line Margin	Level	Factor	Loss Factor			MHz	dBuV/m	dBuV/m	dB	dBuV	dB/m	dB	dB	1	10600.00	47.20	74.00	-26.80	44.22	39.48	14.30	50.80	--	--	Peak	2	15900.00	47.10	74.00	-26.90	39.64	42.04	17.14	51.72	--	--
Limit	Read	Ant	Cable	Preamp	Apos	TPos	Remark																																																																																										
Freq	Level	Line Margin	Level	Factor	Loss Factor																																																																																												
MHz	dBuV/m	dBuV/m	dB	dBuV	dB/m	dB	dB																																																																																										
1	10600.00	47.26	74.00	-26.74	44.28	39.48	14.30	50.80	--	--	Peak																																																																																						
2	15900.00	47.21	74.00	-26.79	39.75	42.04	17.14	51.72	--	--	Peak																																																																																						
Limit	Read	Ant	Cable	Preamp	Apos	TPos	Remark																																																																																										
Freq	Level	Line Margin	Level	Factor	Loss Factor																																																																																												
MHz	dBuV/m	dBuV/m	dB	dBuV	dB/m	dB	dB																																																																																										
1	10600.00	47.20	74.00	-26.80	44.22	39.48	14.30	50.80	--	--	Peak																																																																																						
2	15900.00	47.10	74.00	-26.90	39.64	42.04	17.14	51.72	--	--	Peak																																																																																						



Mode	6																																																																																																
	Harmonic																																																																																																
	U-NII-2A_5.25-5.35_802.11a_CH64_5320MHz																																																																																																
ANT	8																																																																																																
Pol.	Horizontal	Vertical																																																																																															
Peak Avg	<p>Date: 2023-12-30</p>	<p>Date: 2023-12-30</p>																																																																																															
	<table border="1"> <thead> <tr> <th>Limit</th> <th>Read</th> <th>Ant</th> <th>Cable</th> <th>Preamp</th> <th>Apos</th> <th>TPos</th> <th>Remark</th> </tr> <tr> <th>Freq</th> <th>Level</th> <th>Line Margin</th> <th>Level</th> <th>Factor</th> <th>Loss Factor</th> <th></th> <th></th> </tr> <tr> <th>MHz</th> <th>dBuV/m</th> <th>dBuV/m</th> <th>dB</th> <th>dBuV</th> <th>dB/m</th> <th>dB</th> <th>dB</th> </tr> </thead> <tbody> <tr> <td>1</td> <td>10640.00</td> <td>47.63</td> <td>74.00</td> <td>-26.37</td> <td>44.64</td> <td>39.47</td> <td>14.32</td> <td>50.80</td> <td>--</td> <td>--</td> <td>Peak</td> </tr> <tr> <td>2</td> <td>15960.00</td> <td>47.95</td> <td>74.00</td> <td>-26.05</td> <td>40.45</td> <td>42.08</td> <td>17.19</td> <td>51.77</td> <td>--</td> <td>--</td> <td>Peak</td> </tr> </tbody> </table>	Limit	Read	Ant	Cable	Preamp	Apos	TPos	Remark	Freq	Level	Line Margin	Level	Factor	Loss Factor			MHz	dBuV/m	dBuV/m	dB	dBuV	dB/m	dB	dB	1	10640.00	47.63	74.00	-26.37	44.64	39.47	14.32	50.80	--	--	Peak	2	15960.00	47.95	74.00	-26.05	40.45	42.08	17.19	51.77	--	--	Peak	<table border="1"> <thead> <tr> <th>Limit</th> <th>Read</th> <th>Ant</th> <th>Cable</th> <th>Preamp</th> <th>Apos</th> <th>TPos</th> <th>Remark</th> </tr> <tr> <th>Freq</th> <th>Level</th> <th>Line Margin</th> <th>Level</th> <th>Factor</th> <th>Loss Factor</th> <th></th> <th></th> </tr> <tr> <th>MHz</th> <th>dBuV/m</th> <th>dBuV/m</th> <th>dB</th> <th>dBuV</th> <th>dB/m</th> <th>dB</th> <th>dB</th> </tr> </thead> <tbody> <tr> <td>1</td> <td>10640.00</td> <td>47.03</td> <td>74.00</td> <td>-26.97</td> <td>44.04</td> <td>39.47</td> <td>14.32</td> <td>50.80</td> <td>--</td> <td>--</td> <td>Peak</td> </tr> <tr> <td>2</td> <td>15960.00</td> <td>47.18</td> <td>74.00</td> <td>-26.82</td> <td>39.68</td> <td>42.08</td> <td>17.19</td> <td>51.77</td> <td>--</td> <td>--</td> <td>Peak</td> </tr> </tbody> </table>	Limit	Read	Ant	Cable	Preamp	Apos	TPos	Remark	Freq	Level	Line Margin	Level	Factor	Loss Factor			MHz	dBuV/m	dBuV/m	dB	dBuV	dB/m	dB	dB	1	10640.00	47.03	74.00	-26.97	44.04	39.47	14.32	50.80	--	--	Peak	2	15960.00	47.18	74.00	-26.82	39.68	42.08	17.19	51.77	--	--
Limit	Read	Ant	Cable	Preamp	Apos	TPos	Remark																																																																																										
Freq	Level	Line Margin	Level	Factor	Loss Factor																																																																																												
MHz	dBuV/m	dBuV/m	dB	dBuV	dB/m	dB	dB																																																																																										
1	10640.00	47.63	74.00	-26.37	44.64	39.47	14.32	50.80	--	--	Peak																																																																																						
2	15960.00	47.95	74.00	-26.05	40.45	42.08	17.19	51.77	--	--	Peak																																																																																						
Limit	Read	Ant	Cable	Preamp	Apos	TPos	Remark																																																																																										
Freq	Level	Line Margin	Level	Factor	Loss Factor																																																																																												
MHz	dBuV/m	dBuV/m	dB	dBuV	dB/m	dB	dB																																																																																										
1	10640.00	47.03	74.00	-26.97	44.04	39.47	14.32	50.80	--	--	Peak																																																																																						
2	15960.00	47.18	74.00	-26.82	39.68	42.08	17.19	51.77	--	--	Peak																																																																																						



Mode	7																																																																																																
	Harmonic																																																																																																
	U-NII-2C_5.47-5.725_802.11a_CH100_5500MHz																																																																																																
ANT	8																																																																																																
Pol.	Horizontal	Vertical																																																																																															
Peak Avg	<p>Date: 2023-12-30</p>	<p>Date: 2023-12-30</p>																																																																																															
	<table border="1"> <thead> <tr> <th>Limit</th> <th>Read</th> <th>Ant</th> <th>Cable</th> <th>Preamp</th> <th>Apos</th> <th>TPos</th> <th>Remark</th> </tr> <tr> <th>Freq</th> <th>Level</th> <th>Line Margin</th> <th>Level</th> <th>Factor</th> <th>Loss Factor</th> <th></th> <th></th> </tr> <tr> <th>MHz</th> <th>dBuV/m</th> <th>dBuV/m</th> <th>dB</th> <th>dBuV</th> <th>dB/m</th> <th>dB</th> <th>dB</th> </tr> </thead> <tbody> <tr> <td>1</td> <td>11000.00</td> <td>47.75</td> <td>74.00</td> <td>-26.25</td> <td>44.61</td> <td>39.40</td> <td>14.54</td> <td>50.80</td> <td>--</td> <td>--</td> <td>Peak</td> </tr> <tr> <td>2</td> <td>16500.00</td> <td>49.58</td> <td>68.30</td> <td>-18.72</td> <td>41.62</td> <td>42.40</td> <td>17.36</td> <td>51.80</td> <td>--</td> <td>--</td> <td>Peak</td> </tr> </tbody> </table>	Limit	Read	Ant	Cable	Preamp	Apos	TPos	Remark	Freq	Level	Line Margin	Level	Factor	Loss Factor			MHz	dBuV/m	dBuV/m	dB	dBuV	dB/m	dB	dB	1	11000.00	47.75	74.00	-26.25	44.61	39.40	14.54	50.80	--	--	Peak	2	16500.00	49.58	68.30	-18.72	41.62	42.40	17.36	51.80	--	--	Peak	<table border="1"> <thead> <tr> <th>Limit</th> <th>Read</th> <th>Ant</th> <th>Cable</th> <th>Preamp</th> <th>Apos</th> <th>TPos</th> <th>Remark</th> </tr> <tr> <th>Freq</th> <th>Level</th> <th>Line Margin</th> <th>Level</th> <th>Factor</th> <th>Loss Factor</th> <th></th> <th></th> </tr> <tr> <th>MHz</th> <th>dBuV/m</th> <th>dBuV/m</th> <th>dB</th> <th>dBuV</th> <th>dB/m</th> <th>dB</th> <th>dB</th> </tr> </thead> <tbody> <tr> <td>1</td> <td>11000.00</td> <td>47.34</td> <td>74.00</td> <td>-26.66</td> <td>44.20</td> <td>39.40</td> <td>14.54</td> <td>50.80</td> <td>--</td> <td>--</td> <td>Peak</td> </tr> <tr> <td>2</td> <td>16500.00</td> <td>49.68</td> <td>68.30</td> <td>-18.62</td> <td>41.72</td> <td>42.40</td> <td>17.36</td> <td>51.80</td> <td>--</td> <td>--</td> <td>Peak</td> </tr> </tbody> </table>	Limit	Read	Ant	Cable	Preamp	Apos	TPos	Remark	Freq	Level	Line Margin	Level	Factor	Loss Factor			MHz	dBuV/m	dBuV/m	dB	dBuV	dB/m	dB	dB	1	11000.00	47.34	74.00	-26.66	44.20	39.40	14.54	50.80	--	--	Peak	2	16500.00	49.68	68.30	-18.62	41.72	42.40	17.36	51.80	--	--
Limit	Read	Ant	Cable	Preamp	Apos	TPos	Remark																																																																																										
Freq	Level	Line Margin	Level	Factor	Loss Factor																																																																																												
MHz	dBuV/m	dBuV/m	dB	dBuV	dB/m	dB	dB																																																																																										
1	11000.00	47.75	74.00	-26.25	44.61	39.40	14.54	50.80	--	--	Peak																																																																																						
2	16500.00	49.58	68.30	-18.72	41.62	42.40	17.36	51.80	--	--	Peak																																																																																						
Limit	Read	Ant	Cable	Preamp	Apos	TPos	Remark																																																																																										
Freq	Level	Line Margin	Level	Factor	Loss Factor																																																																																												
MHz	dBuV/m	dBuV/m	dB	dBuV	dB/m	dB	dB																																																																																										
1	11000.00	47.34	74.00	-26.66	44.20	39.40	14.54	50.80	--	--	Peak																																																																																						
2	16500.00	49.68	68.30	-18.62	41.72	42.40	17.36	51.80	--	--	Peak																																																																																						



Mode	8																																																																																																
	Harmonic																																																																																																
	U-NII-2C_5.47-5.725_802.11a_CH116_5580MHz																																																																																																
ANT	8																																																																																																
Pol.	Horizontal	Vertical																																																																																															
Peak Avg	<p>Date: 2023-12-30</p>	<p>Date: 2023-12-30</p>																																																																																															
	<table border="1"> <thead> <tr> <th>Limit</th> <th>Read</th> <th>Ant</th> <th>Cable</th> <th>Preamp</th> <th>Apos</th> <th>TPos</th> <th>Remark</th> </tr> <tr> <th>Freq</th> <th>Level</th> <th>Line Margin</th> <th>Level</th> <th>Factor</th> <th>Loss Factor</th> <th></th> <th></th> </tr> <tr> <th>MHz</th> <th>dBuV/m</th> <th>dBuV/m</th> <th>dB</th> <th>dBuV</th> <th>dB/m</th> <th>dB</th> <th>dB</th> </tr> </thead> <tbody> <tr> <td>1</td> <td>11160.00</td> <td>47.01</td> <td>74.00</td> <td>-26.99</td> <td>43.61</td> <td>39.53</td> <td>14.64</td> <td>50.77</td> <td>--</td> <td>--</td> <td>Peak</td> </tr> <tr> <td>2</td> <td>16740.00</td> <td>49.50</td> <td>68.30</td> <td>-18.80</td> <td>41.37</td> <td>42.45</td> <td>17.43</td> <td>51.75</td> <td>--</td> <td>--</td> <td>Peak</td> </tr> </tbody> </table>	Limit	Read	Ant	Cable	Preamp	Apos	TPos	Remark	Freq	Level	Line Margin	Level	Factor	Loss Factor			MHz	dBuV/m	dBuV/m	dB	dBuV	dB/m	dB	dB	1	11160.00	47.01	74.00	-26.99	43.61	39.53	14.64	50.77	--	--	Peak	2	16740.00	49.50	68.30	-18.80	41.37	42.45	17.43	51.75	--	--	Peak	<table border="1"> <thead> <tr> <th>Limit</th> <th>Read</th> <th>Ant</th> <th>Cable</th> <th>Preamp</th> <th>Apos</th> <th>TPos</th> <th>Remark</th> </tr> <tr> <th>Freq</th> <th>Level</th> <th>Line Margin</th> <th>Level</th> <th>Factor</th> <th>Loss Factor</th> <th></th> <th></th> </tr> <tr> <th>MHz</th> <th>dBuV/m</th> <th>dBuV/m</th> <th>dB</th> <th>dBuV</th> <th>dB/m</th> <th>dB</th> <th>dB</th> </tr> </thead> <tbody> <tr> <td>1</td> <td>11160.00</td> <td>47.90</td> <td>74.00</td> <td>-26.10</td> <td>44.50</td> <td>39.53</td> <td>14.64</td> <td>50.77</td> <td>--</td> <td>--</td> <td>Peak</td> </tr> <tr> <td>2</td> <td>16740.00</td> <td>50.14</td> <td>68.30</td> <td>-18.16</td> <td>42.01</td> <td>42.45</td> <td>17.43</td> <td>51.75</td> <td>--</td> <td>--</td> <td>Peak</td> </tr> </tbody> </table>	Limit	Read	Ant	Cable	Preamp	Apos	TPos	Remark	Freq	Level	Line Margin	Level	Factor	Loss Factor			MHz	dBuV/m	dBuV/m	dB	dBuV	dB/m	dB	dB	1	11160.00	47.90	74.00	-26.10	44.50	39.53	14.64	50.77	--	--	Peak	2	16740.00	50.14	68.30	-18.16	42.01	42.45	17.43	51.75	--	--
Limit	Read	Ant	Cable	Preamp	Apos	TPos	Remark																																																																																										
Freq	Level	Line Margin	Level	Factor	Loss Factor																																																																																												
MHz	dBuV/m	dBuV/m	dB	dBuV	dB/m	dB	dB																																																																																										
1	11160.00	47.01	74.00	-26.99	43.61	39.53	14.64	50.77	--	--	Peak																																																																																						
2	16740.00	49.50	68.30	-18.80	41.37	42.45	17.43	51.75	--	--	Peak																																																																																						
Limit	Read	Ant	Cable	Preamp	Apos	TPos	Remark																																																																																										
Freq	Level	Line Margin	Level	Factor	Loss Factor																																																																																												
MHz	dBuV/m	dBuV/m	dB	dBuV	dB/m	dB	dB																																																																																										
1	11160.00	47.90	74.00	-26.10	44.50	39.53	14.64	50.77	--	--	Peak																																																																																						
2	16740.00	50.14	68.30	-18.16	42.01	42.45	17.43	51.75	--	--	Peak																																																																																						

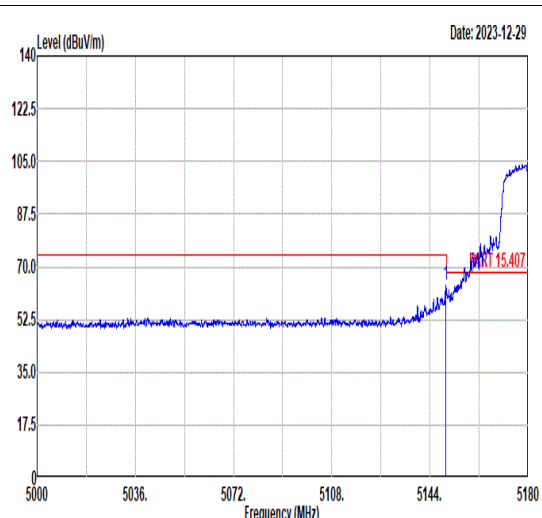
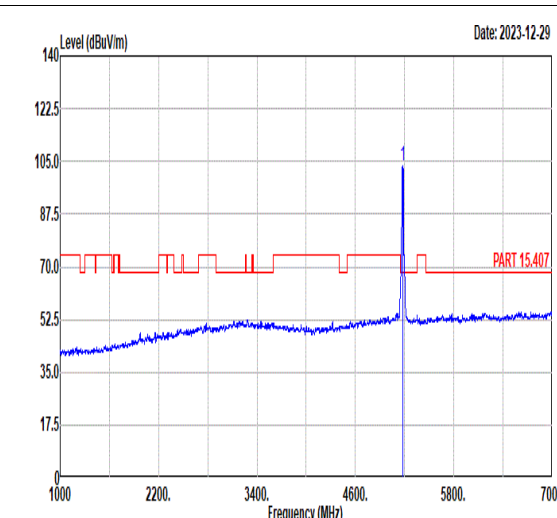
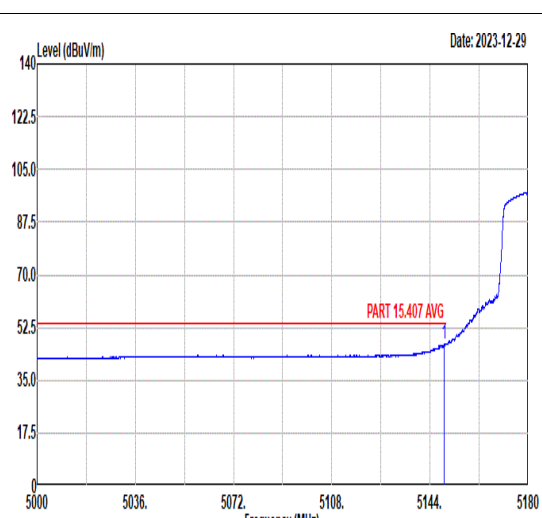
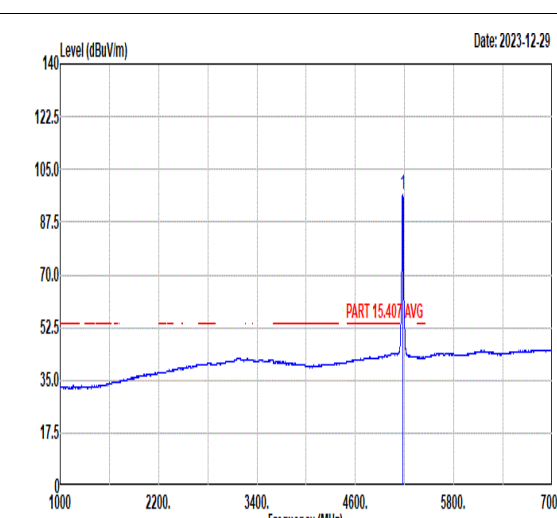


Mode	9																																																																								
	Harmonic																																																																								
	U-NII-2C_5.47-5.725_802.11a_CH140_5700MHz																																																																								
ANT	8																																																																								
Pol.	Horizontal	Vertical																																																																							
Peak Avg																																																																									
	<table border="1"> <thead> <tr> <th>Limit</th> <th>Read</th> <th>Ant</th> <th>Cable</th> <th>Preamp</th> <th>Apos</th> <th>TPos</th> <th colspan="2"></th> </tr> <tr> <th>Freq</th> <th>Level</th> <th>Line Margin</th> <th>Level</th> <th>Factor</th> <th>Loss Factor</th> <th></th> <th>cm</th> <th>deg</th> </tr> </thead> <tbody> <tr> <td>1 11400.00</td> <td>47.82</td> <td>74.00</td> <td>-26.18</td> <td>44.04</td> <td>39.72</td> <td>14.78</td> <td>50.72</td> <td>-- -- Peak</td> </tr> <tr> <td>2 17100.00</td> <td>50.36</td> <td>68.30</td> <td>-17.94</td> <td>42.17</td> <td>42.46</td> <td>17.53</td> <td>51.80</td> <td>-- -- Peak</td> </tr> </tbody> </table>	Limit	Read	Ant	Cable	Preamp	Apos	TPos			Freq	Level	Line Margin	Level	Factor	Loss Factor		cm	deg	1 11400.00	47.82	74.00	-26.18	44.04	39.72	14.78	50.72	-- -- Peak	2 17100.00	50.36	68.30	-17.94	42.17	42.46	17.53	51.80	-- -- Peak	<table border="1"> <thead> <tr> <th>Limit</th> <th>Read</th> <th>Ant</th> <th>Cable</th> <th>Preamp</th> <th>Apos</th> <th>TPos</th> <th colspan="2"></th> </tr> <tr> <th>Freq</th> <th>Level</th> <th>Line Margin</th> <th>Level</th> <th>Factor</th> <th>Loss Factor</th> <th></th> <th>cm</th> <th>deg</th> </tr> </thead> <tbody> <tr> <td>1 11400.00</td> <td>47.44</td> <td>74.00</td> <td>-26.56</td> <td>43.66</td> <td>39.72</td> <td>14.78</td> <td>50.72</td> <td>-- -- Peak</td> </tr> <tr> <td>2 17100.00</td> <td>50.74</td> <td>68.30</td> <td>-17.56</td> <td>42.55</td> <td>42.46</td> <td>17.53</td> <td>51.80</td> <td>-- -- Peak</td> </tr> </tbody> </table>	Limit	Read	Ant	Cable	Preamp	Apos	TPos			Freq	Level	Line Margin	Level	Factor	Loss Factor		cm	deg	1 11400.00	47.44	74.00	-26.56	43.66	39.72	14.78	50.72	-- -- Peak	2 17100.00	50.74	68.30	-17.56	42.55	42.46	17.53	51.80
Limit	Read	Ant	Cable	Preamp	Apos	TPos																																																																			
Freq	Level	Line Margin	Level	Factor	Loss Factor		cm	deg																																																																	
1 11400.00	47.82	74.00	-26.18	44.04	39.72	14.78	50.72	-- -- Peak																																																																	
2 17100.00	50.36	68.30	-17.94	42.17	42.46	17.53	51.80	-- -- Peak																																																																	
Limit	Read	Ant	Cable	Preamp	Apos	TPos																																																																			
Freq	Level	Line Margin	Level	Factor	Loss Factor		cm	deg																																																																	
1 11400.00	47.44	74.00	-26.56	43.66	39.72	14.78	50.72	-- -- Peak																																																																	
2 17100.00	50.74	68.30	-17.56	42.55	42.46	17.53	51.80	-- -- Peak																																																																	



Mode	10																																																																															
	Band Edge																																																																															
	U-NII-1_5.15-5.25_802.11ac VHT20_CH36_5180MHz																																																																															
ANT	8																																																																															
Pol.	Horizontal	Fundamental																																																																														
Peak	<table border="1"> <thead> <tr> <th>Limit</th> <th>Margin</th> <th>Read</th> <th>Ant</th> <th>Cable</th> <th>Preamp</th> <th>APos</th> <th>TPos</th> <th>Remark</th> </tr> <tr> <th>Freq</th> <th>Level</th> <th>Line</th> <th>(dB)</th> <th>Level</th> <th>Factor</th> <th>Loss</th> <th>Factor</th> <th></th> </tr> <tr> <th>MHz</th> <th>dBuV/m</th> <th>dBuV/m</th> <th>dBuV</th> <th>dB/m</th> <th>dB</th> <th>dB</th> <th>cm</th> <th>deg</th> </tr> </thead> <tbody> <tr> <td>1</td> <td>5149.31</td> <td>55.06</td> <td>74.00</td> <td>-18.94</td> <td>40.88</td> <td>34.87</td> <td>11.09</td> <td>31.78</td> <td>215</td> <td>352</td> <td>PEAK</td> </tr> </tbody> </table>	Limit	Margin	Read	Ant	Cable	Preamp	APos	TPos	Remark	Freq	Level	Line	(dB)	Level	Factor	Loss	Factor		MHz	dBuV/m	dBuV/m	dBuV	dB/m	dB	dB	cm	deg	1	5149.31	55.06	74.00	-18.94	40.88	34.87	11.09	31.78	215	352	PEAK	<table border="1"> <thead> <tr> <th>Limit</th> <th>Margin</th> <th>Read</th> <th>Ant</th> <th>Cable</th> <th>Preamp</th> <th>APos</th> <th>TPos</th> <th>Remark</th> </tr> <tr> <th>Freq</th> <th>Level</th> <th>Line</th> <th>(dB)</th> <th>Level</th> <th>Factor</th> <th>Loss</th> <th>Factor</th> <th></th> </tr> <tr> <th>MHz</th> <th>dBuV/m</th> <th>dBuV/m</th> <th>dB</th> <th>dB/m</th> <th>dB</th> <th>dB</th> <th>cm</th> <th>deg</th> </tr> </thead> <tbody> <tr> <td>1</td> <td>5180.00</td> <td>97.66</td> <td>-----</td> <td>-----</td> <td>83.53</td> <td>34.87</td> <td>11.07</td> <td>31.81</td> <td>215</td> <td>352</td> <td>PEAK</td> </tr> </tbody> </table>	Limit	Margin	Read	Ant	Cable	Preamp	APos	TPos	Remark	Freq	Level	Line	(dB)	Level	Factor	Loss	Factor		MHz	dBuV/m	dBuV/m	dB	dB/m	dB	dB	cm	deg	1	5180.00	97.66	-----	-----	83.53	34.87	11.07	31.81	215	352	PEAK
	Limit	Margin	Read	Ant	Cable	Preamp	APos	TPos	Remark																																																																							
Freq	Level	Line	(dB)	Level	Factor	Loss	Factor																																																																									
MHz	dBuV/m	dBuV/m	dBuV	dB/m	dB	dB	cm	deg																																																																								
1	5149.31	55.06	74.00	-18.94	40.88	34.87	11.09	31.78	215	352	PEAK																																																																					
Limit	Margin	Read	Ant	Cable	Preamp	APos	TPos	Remark																																																																								
Freq	Level	Line	(dB)	Level	Factor	Loss	Factor																																																																									
MHz	dBuV/m	dBuV/m	dB	dB/m	dB	dB	cm	deg																																																																								
1	5180.00	97.66	-----	-----	83.53	34.87	11.07	31.81	215	352	PEAK																																																																					
Avg	<table border="1"> <thead> <tr> <th>Limit</th> <th>Margin</th> <th>Read</th> <th>Ant</th> <th>Cable</th> <th>Preamp</th> <th>APos</th> <th>TPos</th> <th>Remark</th> </tr> <tr> <th>Freq</th> <th>Level</th> <th>Line</th> <th>(dB)</th> <th>Level</th> <th>Factor</th> <th>Loss</th> <th>Factor</th> <th></th> </tr> <tr> <th>MHz</th> <th>dBuV/m</th> <th>dBuV/m</th> <th>dBuV</th> <th>dB/m</th> <th>dB</th> <th>dB</th> <th>cm</th> <th>deg</th> </tr> </thead> <tbody> <tr> <td>1</td> <td>5149.67</td> <td>44.20</td> <td>54.00</td> <td>-9.80</td> <td>30.02</td> <td>34.87</td> <td>11.09</td> <td>31.78</td> <td>215</td> <td>352</td> <td>AVERAGE</td> </tr> </tbody> </table>	Limit	Margin	Read	Ant	Cable	Preamp	APos	TPos	Remark	Freq	Level	Line	(dB)	Level	Factor	Loss	Factor		MHz	dBuV/m	dBuV/m	dBuV	dB/m	dB	dB	cm	deg	1	5149.67	44.20	54.00	-9.80	30.02	34.87	11.09	31.78	215	352	AVERAGE	<table border="1"> <thead> <tr> <th>Limit</th> <th>Margin</th> <th>Read</th> <th>Ant</th> <th>Cable</th> <th>Preamp</th> <th>APos</th> <th>TPos</th> <th>Remark</th> </tr> <tr> <th>Freq</th> <th>Level</th> <th>Line</th> <th>(dB)</th> <th>Level</th> <th>Factor</th> <th>Loss</th> <th>Factor</th> <th></th> </tr> <tr> <th>MHz</th> <th>dBuV/m</th> <th>dBuV/m</th> <th>dBuV</th> <th>dB/m</th> <th>dB</th> <th>dB</th> <th>cm</th> <th>deg</th> </tr> </thead> <tbody> <tr> <td>1</td> <td>5180.00</td> <td>89.90</td> <td>-----</td> <td>-----</td> <td>75.77</td> <td>34.87</td> <td>11.07</td> <td>31.81</td> <td>215</td> <td>352</td> <td>AVERAGE</td> </tr> </tbody> </table>	Limit	Margin	Read	Ant	Cable	Preamp	APos	TPos	Remark	Freq	Level	Line	(dB)	Level	Factor	Loss	Factor		MHz	dBuV/m	dBuV/m	dBuV	dB/m	dB	dB	cm	deg	1	5180.00	89.90	-----	-----	75.77	34.87	11.07	31.81	215	352	AVERAGE
Limit	Margin	Read	Ant	Cable	Preamp	APos	TPos	Remark																																																																								
Freq	Level	Line	(dB)	Level	Factor	Loss	Factor																																																																									
MHz	dBuV/m	dBuV/m	dBuV	dB/m	dB	dB	cm	deg																																																																								
1	5149.67	44.20	54.00	-9.80	30.02	34.87	11.09	31.78	215	352	AVERAGE																																																																					
Limit	Margin	Read	Ant	Cable	Preamp	APos	TPos	Remark																																																																								
Freq	Level	Line	(dB)	Level	Factor	Loss	Factor																																																																									
MHz	dBuV/m	dBuV/m	dBuV	dB/m	dB	dB	cm	deg																																																																								
1	5180.00	89.90	-----	-----	75.77	34.87	11.07	31.81	215	352	AVERAGE																																																																					



Mode	10																																																																																	
	Band Edge																																																																																	
	U-NII-1_5.15-5.25_802.11ac VHT20_CH36_5180MHz																																																																																	
ANT	8																																																																																	
Pol.	Vertical	Fundamental																																																																																
Peak	 <p style="text-align: right;">Date: 2023-12-29</p> <table border="1"> <thead> <tr> <th>Limit</th> <th>Margin</th> <th>Read</th> <th>Ant</th> <th>Cable</th> <th>Preamp</th> <th>APos</th> <th>TPos</th> <th>Remark</th> </tr> <tr> <th>Freq</th> <th>Level</th> <th>Line</th> <th>(dB)</th> <th>Level</th> <th>Factor</th> <th>Loss</th> <th>Factor</th> <th></th> </tr> <tr> <th>MHz</th> <th>dBuV/m</th> <th>dBuV/m</th> <th>dB</th> <th>dBuV</th> <th>dB/m</th> <th>dB</th> <th>dB</th> <th>cm</th> <th>deg</th> </tr> </thead> <tbody> <tr> <td>1</td> <td>5149.67</td> <td>63.69</td> <td>74.00</td> <td>-10.31</td> <td>49.51</td> <td>34.87</td> <td>11.09</td> <td>31.78</td> <td>387</td> <td>328</td> <td>PEAK</td> </tr> </tbody> </table>	Limit	Margin	Read	Ant	Cable	Preamp	APos	TPos	Remark	Freq	Level	Line	(dB)	Level	Factor	Loss	Factor		MHz	dBuV/m	dBuV/m	dB	dBuV	dB/m	dB	dB	cm	deg	1	5149.67	63.69	74.00	-10.31	49.51	34.87	11.09	31.78	387	328	PEAK	 <p style="text-align: right;">Date: 2023-12-29</p> <table border="1"> <thead> <tr> <th>Limit</th> <th>Margin</th> <th>Read</th> <th>Ant</th> <th>Cable</th> <th>Preamp</th> <th>APos</th> <th>TPos</th> <th>Remark</th> </tr> <tr> <th>Freq</th> <th>Level</th> <th>Line</th> <th>(dB)</th> <th>Level</th> <th>Factor</th> <th>Loss</th> <th>Factor</th> <th></th> </tr> <tr> <th>MHz</th> <th>dBuV/m</th> <th>dBuV/m</th> <th>dB</th> <th>dBuV</th> <th>dB/m</th> <th>dB</th> <th>dB</th> <th>cm</th> <th>deg</th> </tr> </thead> <tbody> <tr> <td>1</td> <td>5180.00</td> <td>103.42</td> <td>-----</td> <td>-----</td> <td>89.29</td> <td>34.87</td> <td>11.07</td> <td>31.81</td> <td>387</td> <td>328</td> <td>PEAK</td> </tr> </tbody> </table>	Limit	Margin	Read	Ant	Cable	Preamp	APos	TPos	Remark	Freq	Level	Line	(dB)	Level	Factor	Loss	Factor		MHz	dBuV/m	dBuV/m	dB	dBuV	dB/m	dB	dB	cm	deg	1	5180.00	103.42	-----	-----	89.29	34.87	11.07	31.81	387	328	PEAK
	Limit	Margin	Read	Ant	Cable	Preamp	APos	TPos	Remark																																																																									
Freq	Level	Line	(dB)	Level	Factor	Loss	Factor																																																																											
MHz	dBuV/m	dBuV/m	dB	dBuV	dB/m	dB	dB	cm	deg																																																																									
1	5149.67	63.69	74.00	-10.31	49.51	34.87	11.09	31.78	387	328	PEAK																																																																							
Limit	Margin	Read	Ant	Cable	Preamp	APos	TPos	Remark																																																																										
Freq	Level	Line	(dB)	Level	Factor	Loss	Factor																																																																											
MHz	dBuV/m	dBuV/m	dB	dBuV	dB/m	dB	dB	cm	deg																																																																									
1	5180.00	103.42	-----	-----	89.29	34.87	11.07	31.81	387	328	PEAK																																																																							
Avg	 <p style="text-align: right;">Date: 2023-12-29</p> <table border="1"> <thead> <tr> <th>Limit</th> <th>Margin</th> <th>Read</th> <th>Ant</th> <th>Cable</th> <th>Preamp</th> <th>APos</th> <th>TPos</th> <th>Remark</th> </tr> <tr> <th>Freq</th> <th>Level</th> <th>Line</th> <th>(dB)</th> <th>Level</th> <th>Factor</th> <th>Loss</th> <th>Factor</th> <th></th> </tr> <tr> <th>MHz</th> <th>dBuV/m</th> <th>dBuV/m</th> <th>dB</th> <th>dBuV</th> <th>dB/m</th> <th>dB</th> <th>dB</th> <th>cm</th> <th>deg</th> </tr> </thead> <tbody> <tr> <td>1</td> <td>5149.13</td> <td>47.26</td> <td>54.00</td> <td>-6.74</td> <td>33.08</td> <td>34.87</td> <td>11.09</td> <td>31.78</td> <td>387</td> <td>328</td> <td>AVERAGE</td> </tr> </tbody> </table>	Limit	Margin	Read	Ant	Cable	Preamp	APos	TPos	Remark	Freq	Level	Line	(dB)	Level	Factor	Loss	Factor		MHz	dBuV/m	dBuV/m	dB	dBuV	dB/m	dB	dB	cm	deg	1	5149.13	47.26	54.00	-6.74	33.08	34.87	11.09	31.78	387	328	AVERAGE	 <p style="text-align: right;">Date: 2023-12-29</p> <table border="1"> <thead> <tr> <th>Limit</th> <th>Margin</th> <th>Read</th> <th>Ant</th> <th>Cable</th> <th>Preamp</th> <th>APos</th> <th>TPos</th> <th>Remark</th> </tr> <tr> <th>Freq</th> <th>Level</th> <th>Line</th> <th>(dB)</th> <th>Level</th> <th>Factor</th> <th>Loss</th> <th>Factor</th> <th></th> </tr> <tr> <th>MHz</th> <th>dBuV/m</th> <th>dBuV/m</th> <th>dB</th> <th>dBuV</th> <th>dB/m</th> <th>dB</th> <th>dB</th> <th>cm</th> <th>deg</th> </tr> </thead> <tbody> <tr> <td>1</td> <td>5180.00</td> <td>96.73</td> <td>-----</td> <td>-----</td> <td>82.60</td> <td>34.87</td> <td>11.07</td> <td>31.81</td> <td>387</td> <td>328</td> <td>AVERAGE</td> </tr> </tbody> </table>	Limit	Margin	Read	Ant	Cable	Preamp	APos	TPos	Remark	Freq	Level	Line	(dB)	Level	Factor	Loss	Factor		MHz	dBuV/m	dBuV/m	dB	dBuV	dB/m	dB	dB	cm	deg	1	5180.00	96.73	-----	-----	82.60	34.87	11.07	31.81	387	328	AVERAGE
Limit	Margin	Read	Ant	Cable	Preamp	APos	TPos	Remark																																																																										
Freq	Level	Line	(dB)	Level	Factor	Loss	Factor																																																																											
MHz	dBuV/m	dBuV/m	dB	dBuV	dB/m	dB	dB	cm	deg																																																																									
1	5149.13	47.26	54.00	-6.74	33.08	34.87	11.09	31.78	387	328	AVERAGE																																																																							
Limit	Margin	Read	Ant	Cable	Preamp	APos	TPos	Remark																																																																										
Freq	Level	Line	(dB)	Level	Factor	Loss	Factor																																																																											
MHz	dBuV/m	dBuV/m	dB	dBuV	dB/m	dB	dB	cm	deg																																																																									
1	5180.00	96.73	-----	-----	82.60	34.87	11.07	31.81	387	328	AVERAGE																																																																							



Mode	10																																																																																																			
	Harmonic																																																																																																			
	U-NII-1_5.15-5.25_802.11ac VHT20_CH36_5180MHz																																																																																																			
ANT	8																																																																																																			
Pol.	Horizontal	Vertical																																																																																																		
Peak Avg	<table border="1"> <thead> <tr> <th>Limit</th> <th>Read</th> <th>Ant</th> <th>Cable</th> <th>Preamp</th> <th>Apos</th> <th>TPos</th> <th>Remark</th> </tr> <tr> <th>Freq</th> <th>Level</th> <th>Line Margin</th> <th>Level Factor</th> <th>Loss Factor</th> <th></th> <th></th> <th></th> </tr> <tr> <th>MHz</th> <th>dBuV/m</th> <th>dBuV/m</th> <th>dB</th> <th>dBuV</th> <th>dB/m</th> <th>dB</th> <th>cm</th> <th>deg</th> </tr> </thead> <tbody> <tr> <td>1</td> <td>10360.00</td> <td>49.82</td> <td>68.30</td> <td>-18.48</td> <td>47.00</td> <td>39.44</td> <td>14.15</td> <td>50.77</td> <td>--</td> <td>--</td> <td>Peak</td> </tr> <tr> <td>2</td> <td>15540.00</td> <td>47.91</td> <td>74.00</td> <td>-26.09</td> <td>40.67</td> <td>41.82</td> <td>16.85</td> <td>51.43</td> <td>--</td> <td>--</td> <td>Peak</td> </tr> </tbody> </table>	Limit	Read	Ant	Cable	Preamp	Apos	TPos	Remark	Freq	Level	Line Margin	Level Factor	Loss Factor				MHz	dBuV/m	dBuV/m	dB	dBuV	dB/m	dB	cm	deg	1	10360.00	49.82	68.30	-18.48	47.00	39.44	14.15	50.77	--	--	Peak	2	15540.00	47.91	74.00	-26.09	40.67	41.82	16.85	51.43	--	--	Peak	<table border="1"> <thead> <tr> <th>Limit</th> <th>Read</th> <th>Ant</th> <th>Cable</th> <th>Preamp</th> <th>Apos</th> <th>TPos</th> <th>Remark</th> </tr> <tr> <th>Freq</th> <th>Level</th> <th>Line Margin</th> <th>Level Factor</th> <th>Loss Factor</th> <th></th> <th></th> <th></th> </tr> <tr> <th>MHz</th> <th>dBuV/m</th> <th>dBuV/m</th> <th>dB</th> <th>dBuV</th> <th>dB/m</th> <th>dB</th> <th>cm</th> <th>deg</th> </tr> </thead> <tbody> <tr> <td>1</td> <td>10360.00</td> <td>48.92</td> <td>68.30</td> <td>-19.38</td> <td>46.10</td> <td>39.44</td> <td>14.15</td> <td>50.77</td> <td>--</td> <td>--</td> <td>Peak</td> </tr> <tr> <td>2</td> <td>15540.00</td> <td>47.65</td> <td>74.00</td> <td>-26.35</td> <td>40.41</td> <td>41.82</td> <td>16.85</td> <td>51.43</td> <td>--</td> <td>--</td> <td>Peak</td> </tr> </tbody> </table>	Limit	Read	Ant	Cable	Preamp	Apos	TPos	Remark	Freq	Level	Line Margin	Level Factor	Loss Factor				MHz	dBuV/m	dBuV/m	dB	dBuV	dB/m	dB	cm	deg	1	10360.00	48.92	68.30	-19.38	46.10	39.44	14.15	50.77	--	--	Peak	2	15540.00	47.65	74.00	-26.35	40.41	41.82	16.85	51.43	--	--	Peak
	Limit	Read	Ant	Cable	Preamp	Apos	TPos	Remark																																																																																												
Freq	Level	Line Margin	Level Factor	Loss Factor																																																																																																
MHz	dBuV/m	dBuV/m	dB	dBuV	dB/m	dB	cm	deg																																																																																												
1	10360.00	49.82	68.30	-18.48	47.00	39.44	14.15	50.77	--	--	Peak																																																																																									
2	15540.00	47.91	74.00	-26.09	40.67	41.82	16.85	51.43	--	--	Peak																																																																																									
Limit	Read	Ant	Cable	Preamp	Apos	TPos	Remark																																																																																													
Freq	Level	Line Margin	Level Factor	Loss Factor																																																																																																
MHz	dBuV/m	dBuV/m	dB	dBuV	dB/m	dB	cm	deg																																																																																												
1	10360.00	48.92	68.30	-19.38	46.10	39.44	14.15	50.77	--	--	Peak																																																																																									
2	15540.00	47.65	74.00	-26.35	40.41	41.82	16.85	51.43	--	--	Peak																																																																																									



Mode	11																																																																																																
	Harmonic																																																																																																
	U-NII-1_5.15-5.25_802.11ac VHT20_CH44_5220MHz																																																																																																
ANT	8																																																																																																
Pol.	Horizontal	Vertical																																																																																															
Peak Avg																																																																																																	
	<table border="1"> <thead> <tr> <th>Limit</th> <th>Read</th> <th>Ant</th> <th>Cable</th> <th>Preamp</th> <th>Apos</th> <th>TPos</th> <th>Remark</th> </tr> <tr> <th>Freq</th> <th>Level</th> <th>Line</th> <th>Margin</th> <th>Level</th> <th>Factor</th> <th>Loss</th> <th>Factor</th> </tr> <tr> <th>MHz</th> <th>dBuV/m</th> <th>dBuV/m</th> <th>dB</th> <th>dBuV</th> <th>dB/m</th> <th>dB</th> <th>dB</th> </tr> </thead> <tbody> <tr> <td>1</td> <td>10440.00</td> <td>49.07</td> <td>68.30</td> <td>-19.23</td> <td>46.18</td> <td>39.48</td> <td>14.20</td> <td>50.79</td> <td>--</td> <td>--</td> <td>Peak</td> </tr> <tr> <td>2</td> <td>15660.00</td> <td>47.84</td> <td>74.00</td> <td>-26.16</td> <td>40.53</td> <td>41.90</td> <td>16.94</td> <td>51.53</td> <td>--</td> <td>--</td> <td>Peak</td> </tr> </tbody> </table>	Limit	Read	Ant	Cable	Preamp	Apos	TPos	Remark	Freq	Level	Line	Margin	Level	Factor	Loss	Factor	MHz	dBuV/m	dBuV/m	dB	dBuV	dB/m	dB	dB	1	10440.00	49.07	68.30	-19.23	46.18	39.48	14.20	50.79	--	--	Peak	2	15660.00	47.84	74.00	-26.16	40.53	41.90	16.94	51.53	--	--	Peak	<table border="1"> <thead> <tr> <th>Limit</th> <th>Read</th> <th>Ant</th> <th>Cable</th> <th>Preamp</th> <th>Apos</th> <th>TPos</th> <th>Remark</th> </tr> <tr> <th>Freq</th> <th>Level</th> <th>Line</th> <th>Margin</th> <th>Level</th> <th>Factor</th> <th>Loss</th> <th>Factor</th> </tr> <tr> <th>MHz</th> <th>dBuV/m</th> <th>dBuV/m</th> <th>dB</th> <th>dBuV</th> <th>dB/m</th> <th>dB</th> <th>dB</th> </tr> </thead> <tbody> <tr> <td>1</td> <td>10440.00</td> <td>48.95</td> <td>68.30</td> <td>-19.35</td> <td>46.06</td> <td>39.48</td> <td>14.20</td> <td>50.79</td> <td>--</td> <td>--</td> <td>Peak</td> </tr> <tr> <td>2</td> <td>15660.00</td> <td>47.82</td> <td>74.00</td> <td>-26.18</td> <td>40.51</td> <td>41.90</td> <td>16.94</td> <td>51.53</td> <td>--</td> <td>--</td> <td>Peak</td> </tr> </tbody> </table>	Limit	Read	Ant	Cable	Preamp	Apos	TPos	Remark	Freq	Level	Line	Margin	Level	Factor	Loss	Factor	MHz	dBuV/m	dBuV/m	dB	dBuV	dB/m	dB	dB	1	10440.00	48.95	68.30	-19.35	46.06	39.48	14.20	50.79	--	--	Peak	2	15660.00	47.82	74.00	-26.18	40.51	41.90	16.94	51.53	--	--
Limit	Read	Ant	Cable	Preamp	Apos	TPos	Remark																																																																																										
Freq	Level	Line	Margin	Level	Factor	Loss	Factor																																																																																										
MHz	dBuV/m	dBuV/m	dB	dBuV	dB/m	dB	dB																																																																																										
1	10440.00	49.07	68.30	-19.23	46.18	39.48	14.20	50.79	--	--	Peak																																																																																						
2	15660.00	47.84	74.00	-26.16	40.53	41.90	16.94	51.53	--	--	Peak																																																																																						
Limit	Read	Ant	Cable	Preamp	Apos	TPos	Remark																																																																																										
Freq	Level	Line	Margin	Level	Factor	Loss	Factor																																																																																										
MHz	dBuV/m	dBuV/m	dB	dBuV	dB/m	dB	dB																																																																																										
1	10440.00	48.95	68.30	-19.35	46.06	39.48	14.20	50.79	--	--	Peak																																																																																						
2	15660.00	47.82	74.00	-26.18	40.51	41.90	16.94	51.53	--	--	Peak																																																																																						



Mode	12																																																																																																
	Harmonic																																																																																																
	U-NII-1_5.15-5.25_802.11ac VHT20_CH48_5240MHz																																																																																																
ANT	8																																																																																																
Pol.	Horizontal	Vertical																																																																																															
Peak Avg																																																																																																	
	<table border="1"> <thead> <tr> <th>Limit</th> <th>Read</th> <th>Ant</th> <th>Cable</th> <th>Preamp</th> <th>Apos</th> <th>TPos</th> <th>Remark</th> </tr> <tr> <th>Freq</th> <th>Level</th> <th>Line Margin</th> <th>Level Factor</th> <th>Loss Factor</th> <th></th> <th></th> <th></th> </tr> <tr> <th>MHz</th> <th>dBuV/m</th> <th>dBuV/m</th> <th>dB</th> <th>dBuV</th> <th>dB/m</th> <th>dB</th> <th>dB</th> </tr> </thead> <tbody> <tr> <td>1</td> <td>10480.00</td> <td>49.46</td> <td>68.30</td> <td>-18.84</td> <td>46.54</td> <td>39.49</td> <td>14.23</td> <td>50.80</td> <td>--</td> <td>--</td> <td>Peak</td> </tr> <tr> <td>2</td> <td>15720.00</td> <td>47.91</td> <td>74.00</td> <td>-26.09</td> <td>40.57</td> <td>41.93</td> <td>16.99</td> <td>51.58</td> <td>--</td> <td>--</td> <td>Peak</td> </tr> </tbody> </table>	Limit	Read	Ant	Cable	Preamp	Apos	TPos	Remark	Freq	Level	Line Margin	Level Factor	Loss Factor				MHz	dBuV/m	dBuV/m	dB	dBuV	dB/m	dB	dB	1	10480.00	49.46	68.30	-18.84	46.54	39.49	14.23	50.80	--	--	Peak	2	15720.00	47.91	74.00	-26.09	40.57	41.93	16.99	51.58	--	--	Peak	<table border="1"> <thead> <tr> <th>Limit</th> <th>Read</th> <th>Ant</th> <th>Cable</th> <th>Preamp</th> <th>Apos</th> <th>TPos</th> <th>Remark</th> </tr> <tr> <th>Freq</th> <th>Level</th> <th>Line Margin</th> <th>Level Factor</th> <th>Loss Factor</th> <th></th> <th></th> <th></th> </tr> <tr> <th>MHz</th> <th>dBuV/m</th> <th>dBuV/m</th> <th>dB</th> <th>dBuV</th> <th>dB/m</th> <th>dB</th> <th>dB</th> </tr> </thead> <tbody> <tr> <td>1</td> <td>10480.00</td> <td>49.50</td> <td>68.30</td> <td>-18.80</td> <td>46.58</td> <td>39.49</td> <td>14.23</td> <td>50.80</td> <td>--</td> <td>--</td> <td>Peak</td> </tr> <tr> <td>2</td> <td>15720.00</td> <td>47.62</td> <td>74.00</td> <td>-26.38</td> <td>40.28</td> <td>41.93</td> <td>16.99</td> <td>51.58</td> <td>--</td> <td>--</td> <td>Peak</td> </tr> </tbody> </table>	Limit	Read	Ant	Cable	Preamp	Apos	TPos	Remark	Freq	Level	Line Margin	Level Factor	Loss Factor				MHz	dBuV/m	dBuV/m	dB	dBuV	dB/m	dB	dB	1	10480.00	49.50	68.30	-18.80	46.58	39.49	14.23	50.80	--	--	Peak	2	15720.00	47.62	74.00	-26.38	40.28	41.93	16.99	51.58	--	--
Limit	Read	Ant	Cable	Preamp	Apos	TPos	Remark																																																																																										
Freq	Level	Line Margin	Level Factor	Loss Factor																																																																																													
MHz	dBuV/m	dBuV/m	dB	dBuV	dB/m	dB	dB																																																																																										
1	10480.00	49.46	68.30	-18.84	46.54	39.49	14.23	50.80	--	--	Peak																																																																																						
2	15720.00	47.91	74.00	-26.09	40.57	41.93	16.99	51.58	--	--	Peak																																																																																						
Limit	Read	Ant	Cable	Preamp	Apos	TPos	Remark																																																																																										
Freq	Level	Line Margin	Level Factor	Loss Factor																																																																																													
MHz	dBuV/m	dBuV/m	dB	dBuV	dB/m	dB	dB																																																																																										
1	10480.00	49.50	68.30	-18.80	46.58	39.49	14.23	50.80	--	--	Peak																																																																																						
2	15720.00	47.62	74.00	-26.38	40.28	41.93	16.99	51.58	--	--	Peak																																																																																						



Mode	13																																																																																																
	Harmonic																																																																																																
	U-NII-2A_5.25-5.35_802.11ac VHT20_CH52_5260MHz																																																																																																
ANT	8																																																																																																
Pol.	Horizontal	Vertical																																																																																															
Peak Avg																																																																																																	
	<table border="1"> <thead> <tr> <th>Limit</th> <th>Read</th> <th>Ant</th> <th>Cable</th> <th>Preamp</th> <th>Apos</th> <th>TPos</th> <th>Remark</th> </tr> <tr> <th>Freq</th> <th>Level</th> <th>Line Margin</th> <th>Level</th> <th>Factor</th> <th>Loss Factor</th> <th></th> <th></th> </tr> <tr> <th>MHz</th> <th>dBuV/m</th> <th>dBuV/m</th> <th>dB</th> <th>dBuV</th> <th>dB/m</th> <th>dB</th> <th>dB</th> </tr> </thead> <tbody> <tr> <td>1</td> <td>10520.00</td> <td>50.62</td> <td>68.30</td> <td>-17.68</td> <td>47.67</td> <td>39.50</td> <td>14.25</td> <td>50.80</td> <td>--</td> <td>--</td> <td>Peak</td> </tr> <tr> <td>2</td> <td>15780.00</td> <td>47.32</td> <td>74.00</td> <td>-26.68</td> <td>39.94</td> <td>41.97</td> <td>17.04</td> <td>51.63</td> <td>--</td> <td>--</td> <td>Peak</td> </tr> </tbody> </table>	Limit	Read	Ant	Cable	Preamp	Apos	TPos	Remark	Freq	Level	Line Margin	Level	Factor	Loss Factor			MHz	dBuV/m	dBuV/m	dB	dBuV	dB/m	dB	dB	1	10520.00	50.62	68.30	-17.68	47.67	39.50	14.25	50.80	--	--	Peak	2	15780.00	47.32	74.00	-26.68	39.94	41.97	17.04	51.63	--	--	Peak	<table border="1"> <thead> <tr> <th>Limit</th> <th>Read</th> <th>Ant</th> <th>Cable</th> <th>Preamp</th> <th>Apos</th> <th>TPos</th> <th>Remark</th> </tr> <tr> <th>Freq</th> <th>Level</th> <th>Line Margin</th> <th>Level</th> <th>Factor</th> <th>Loss Factor</th> <th></th> <th></th> </tr> <tr> <th>MHz</th> <th>dBuV/m</th> <th>dBuV/m</th> <th>dB</th> <th>dBuV</th> <th>dB/m</th> <th>dB</th> <th>dB</th> </tr> </thead> <tbody> <tr> <td>1</td> <td>10520.00</td> <td>50.35</td> <td>68.30</td> <td>-17.95</td> <td>47.40</td> <td>39.50</td> <td>14.25</td> <td>50.80</td> <td>--</td> <td>--</td> <td>Peak</td> </tr> <tr> <td>2</td> <td>15780.00</td> <td>47.12</td> <td>74.00</td> <td>-26.88</td> <td>39.74</td> <td>41.97</td> <td>17.04</td> <td>51.63</td> <td>--</td> <td>--</td> <td>Peak</td> </tr> </tbody> </table>	Limit	Read	Ant	Cable	Preamp	Apos	TPos	Remark	Freq	Level	Line Margin	Level	Factor	Loss Factor			MHz	dBuV/m	dBuV/m	dB	dBuV	dB/m	dB	dB	1	10520.00	50.35	68.30	-17.95	47.40	39.50	14.25	50.80	--	--	Peak	2	15780.00	47.12	74.00	-26.88	39.74	41.97	17.04	51.63	--	--
Limit	Read	Ant	Cable	Preamp	Apos	TPos	Remark																																																																																										
Freq	Level	Line Margin	Level	Factor	Loss Factor																																																																																												
MHz	dBuV/m	dBuV/m	dB	dBuV	dB/m	dB	dB																																																																																										
1	10520.00	50.62	68.30	-17.68	47.67	39.50	14.25	50.80	--	--	Peak																																																																																						
2	15780.00	47.32	74.00	-26.68	39.94	41.97	17.04	51.63	--	--	Peak																																																																																						
Limit	Read	Ant	Cable	Preamp	Apos	TPos	Remark																																																																																										
Freq	Level	Line Margin	Level	Factor	Loss Factor																																																																																												
MHz	dBuV/m	dBuV/m	dB	dBuV	dB/m	dB	dB																																																																																										
1	10520.00	50.35	68.30	-17.95	47.40	39.50	14.25	50.80	--	--	Peak																																																																																						
2	15780.00	47.12	74.00	-26.88	39.74	41.97	17.04	51.63	--	--	Peak																																																																																						



Mode	14																																																																																																
	Harmonic																																																																																																
	U-NII-2A_5.25-5.35_802.11ac VHT20_CH60_5300MHz																																																																																																
ANT	8																																																																																																
Pol.	Horizontal	Vertical																																																																																															
Peak Avg																																																																																																	
	<table border="1"> <thead> <tr> <th>Limit</th> <th>Read</th> <th>Ant</th> <th>Cable</th> <th>Preamp</th> <th>Apos</th> <th>TPos</th> <th>Remark</th> </tr> <tr> <th>Freq</th> <th>Level</th> <th>Line Margin</th> <th>Level</th> <th>Factor</th> <th>Loss Factor</th> <th></th> <th></th> </tr> <tr> <th>MHz</th> <th>dBuV/m</th> <th>dBuV/m</th> <th>dB</th> <th>dBuV</th> <th>dB/m</th> <th>dB</th> <th>dB</th> </tr> </thead> <tbody> <tr> <td>1</td> <td>10600.00</td> <td>47.66</td> <td>74.00</td> <td>-26.34</td> <td>44.68</td> <td>39.48</td> <td>14.30</td> <td>50.80</td> <td>--</td> <td>--</td> <td>Peak</td> </tr> <tr> <td>2</td> <td>15900.00</td> <td>47.49</td> <td>74.00</td> <td>-26.51</td> <td>40.03</td> <td>42.04</td> <td>17.14</td> <td>51.72</td> <td>--</td> <td>--</td> <td>Peak</td> </tr> </tbody> </table>	Limit	Read	Ant	Cable	Preamp	Apos	TPos	Remark	Freq	Level	Line Margin	Level	Factor	Loss Factor			MHz	dBuV/m	dBuV/m	dB	dBuV	dB/m	dB	dB	1	10600.00	47.66	74.00	-26.34	44.68	39.48	14.30	50.80	--	--	Peak	2	15900.00	47.49	74.00	-26.51	40.03	42.04	17.14	51.72	--	--	Peak	<table border="1"> <thead> <tr> <th>Limit</th> <th>Read</th> <th>Ant</th> <th>Cable</th> <th>Preamp</th> <th>Apos</th> <th>TPos</th> <th>Remark</th> </tr> <tr> <th>Freq</th> <th>Level</th> <th>Line Margin</th> <th>Level</th> <th>Factor</th> <th>Loss Factor</th> <th></th> <th></th> </tr> <tr> <th>MHz</th> <th>dBuV/m</th> <th>dBuV/m</th> <th>dB</th> <th>dBuV</th> <th>dB/m</th> <th>dB</th> <th>dB</th> </tr> </thead> <tbody> <tr> <td>1</td> <td>10600.00</td> <td>47.18</td> <td>74.00</td> <td>-26.82</td> <td>44.20</td> <td>39.48</td> <td>14.30</td> <td>50.80</td> <td>--</td> <td>--</td> <td>Peak</td> </tr> <tr> <td>2</td> <td>15900.00</td> <td>47.07</td> <td>74.00</td> <td>-26.93</td> <td>39.61</td> <td>42.04</td> <td>17.14</td> <td>51.72</td> <td>--</td> <td>--</td> <td>Peak</td> </tr> </tbody> </table>	Limit	Read	Ant	Cable	Preamp	Apos	TPos	Remark	Freq	Level	Line Margin	Level	Factor	Loss Factor			MHz	dBuV/m	dBuV/m	dB	dBuV	dB/m	dB	dB	1	10600.00	47.18	74.00	-26.82	44.20	39.48	14.30	50.80	--	--	Peak	2	15900.00	47.07	74.00	-26.93	39.61	42.04	17.14	51.72	--	--
Limit	Read	Ant	Cable	Preamp	Apos	TPos	Remark																																																																																										
Freq	Level	Line Margin	Level	Factor	Loss Factor																																																																																												
MHz	dBuV/m	dBuV/m	dB	dBuV	dB/m	dB	dB																																																																																										
1	10600.00	47.66	74.00	-26.34	44.68	39.48	14.30	50.80	--	--	Peak																																																																																						
2	15900.00	47.49	74.00	-26.51	40.03	42.04	17.14	51.72	--	--	Peak																																																																																						
Limit	Read	Ant	Cable	Preamp	Apos	TPos	Remark																																																																																										
Freq	Level	Line Margin	Level	Factor	Loss Factor																																																																																												
MHz	dBuV/m	dBuV/m	dB	dBuV	dB/m	dB	dB																																																																																										
1	10600.00	47.18	74.00	-26.82	44.20	39.48	14.30	50.80	--	--	Peak																																																																																						
2	15900.00	47.07	74.00	-26.93	39.61	42.04	17.14	51.72	--	--	Peak																																																																																						



Mode	15																																																																															
	Band Edge																																																																															
	U-NII-2A_5.25-5.35_802.11ac VHT20_CH64_5320MHz																																																																															
ANT	8																																																																															
Pol.	Horizontal	Fundamental																																																																														
Peak	<p style="text-align: right;">Date: 2023-12-29</p> <table border="1"> <thead> <tr> <th>Limit</th> <th>Margin</th> <th>Read</th> <th>Ant</th> <th>Cable</th> <th>Preamp</th> <th>APos</th> <th>TPos</th> <th>Remark</th> </tr> <tr> <th>Freq</th> <th>Level</th> <th>Line</th> <th>(dB)</th> <th>Level</th> <th>Factor</th> <th>Loss</th> <th>Factor</th> <th></th> </tr> <tr> <th>MHz</th> <th>dBuV/m</th> <th>dBuV/m</th> <th>dB</th> <th>dBuV</th> <th>dB/m</th> <th>dB</th> <th>dB</th> <th>cm</th> <th>deg</th> </tr> </thead> <tbody> <tr> <td>1</td> <td>5350.04</td> <td>60.02</td> <td>74.00</td> <td>-13.98</td> <td>46.28</td> <td>34.83</td> <td>10.94</td> <td>32.03</td> <td>211</td> <td>352 PEAK</td> </tr> </tbody> </table>	Limit	Margin	Read	Ant	Cable	Preamp	APos	TPos	Remark	Freq	Level	Line	(dB)	Level	Factor	Loss	Factor		MHz	dBuV/m	dBuV/m	dB	dBuV	dB/m	dB	dB	cm	deg	1	5350.04	60.02	74.00	-13.98	46.28	34.83	10.94	32.03	211	352 PEAK	<p style="text-align: right;">Date: 2023-12-29</p> <table border="1"> <thead> <tr> <th>Limit</th> <th>Margin</th> <th>Read</th> <th>Ant</th> <th>Cable</th> <th>Preamp</th> <th>APos</th> <th>TPos</th> <th>Remark</th> </tr> <tr> <th>Freq</th> <th>Level</th> <th>Line</th> <th>(dB)</th> <th>Level</th> <th>Factor</th> <th>Loss</th> <th>Factor</th> <th></th> </tr> <tr> <th>MHz</th> <th>dBuV/m</th> <th>dBuV/m</th> <th>dB</th> <th>dBuV</th> <th>dB/m</th> <th>dB</th> <th>dB</th> <th>cm</th> <th>deg</th> </tr> </thead> <tbody> <tr> <td>1</td> <td>5320.00</td> <td>98.56</td> <td>74.00</td> <td>24.56</td> <td>84.74</td> <td>34.84</td> <td>10.97</td> <td>31.99</td> <td>211</td> <td>352 PEAK</td> </tr> </tbody> </table>	Limit	Margin	Read	Ant	Cable	Preamp	APos	TPos	Remark	Freq	Level	Line	(dB)	Level	Factor	Loss	Factor		MHz	dBuV/m	dBuV/m	dB	dBuV	dB/m	dB	dB	cm	deg	1	5320.00	98.56	74.00	24.56	84.74	34.84	10.97	31.99	211	352 PEAK
	Limit	Margin	Read	Ant	Cable	Preamp	APos	TPos	Remark																																																																							
Freq	Level	Line	(dB)	Level	Factor	Loss	Factor																																																																									
MHz	dBuV/m	dBuV/m	dB	dBuV	dB/m	dB	dB	cm	deg																																																																							
1	5350.04	60.02	74.00	-13.98	46.28	34.83	10.94	32.03	211	352 PEAK																																																																						
Limit	Margin	Read	Ant	Cable	Preamp	APos	TPos	Remark																																																																								
Freq	Level	Line	(dB)	Level	Factor	Loss	Factor																																																																									
MHz	dBuV/m	dBuV/m	dB	dBuV	dB/m	dB	dB	cm	deg																																																																							
1	5320.00	98.56	74.00	24.56	84.74	34.84	10.97	31.99	211	352 PEAK																																																																						
Avg	<p style="text-align: right;">Date: 2023-12-29</p> <table border="1"> <thead> <tr> <th>Limit</th> <th>Margin</th> <th>Read</th> <th>Ant</th> <th>Cable</th> <th>Preamp</th> <th>APos</th> <th>TPos</th> <th>Remark</th> </tr> <tr> <th>Freq</th> <th>Level</th> <th>Line</th> <th>(dB)</th> <th>Level</th> <th>Factor</th> <th>Loss</th> <th>Factor</th> <th></th> </tr> <tr> <th>MHz</th> <th>dBuV/m</th> <th>dBuV/m</th> <th>dB</th> <th>dBuV</th> <th>dB/m</th> <th>dB</th> <th>dB</th> <th>cm</th> <th>deg</th> </tr> </thead> <tbody> <tr> <td>1</td> <td>5350.59</td> <td>44.41</td> <td>54.00</td> <td>-9.59</td> <td>30.67</td> <td>34.83</td> <td>10.94</td> <td>32.03</td> <td>211</td> <td>352 AVERAGE</td> </tr> </tbody> </table>	Limit	Margin	Read	Ant	Cable	Preamp	APos	TPos	Remark	Freq	Level	Line	(dB)	Level	Factor	Loss	Factor		MHz	dBuV/m	dBuV/m	dB	dBuV	dB/m	dB	dB	cm	deg	1	5350.59	44.41	54.00	-9.59	30.67	34.83	10.94	32.03	211	352 AVERAGE	<p style="text-align: right;">Date: 2023-12-29</p> <table border="1"> <thead> <tr> <th>Limit</th> <th>Margin</th> <th>Read</th> <th>Ant</th> <th>Cable</th> <th>Preamp</th> <th>APos</th> <th>TPos</th> <th>Remark</th> </tr> <tr> <th>Freq</th> <th>Level</th> <th>Line</th> <th>(dB)</th> <th>Level</th> <th>Factor</th> <th>Loss</th> <th>Factor</th> <th></th> </tr> <tr> <th>MHz</th> <th>dBuV/m</th> <th>dBuV/m</th> <th>dB</th> <th>dBuV</th> <th>dB/m</th> <th>dB</th> <th>dB</th> <th>cm</th> <th>deg</th> </tr> </thead> <tbody> <tr> <td>1</td> <td>5320.00</td> <td>91.91</td> <td>54.00</td> <td>37.91</td> <td>78.09</td> <td>34.84</td> <td>10.97</td> <td>31.99</td> <td>211</td> <td>352 AVERAGE</td> </tr> </tbody> </table>	Limit	Margin	Read	Ant	Cable	Preamp	APos	TPos	Remark	Freq	Level	Line	(dB)	Level	Factor	Loss	Factor		MHz	dBuV/m	dBuV/m	dB	dBuV	dB/m	dB	dB	cm	deg	1	5320.00	91.91	54.00	37.91	78.09	34.84	10.97	31.99	211	352 AVERAGE
Limit	Margin	Read	Ant	Cable	Preamp	APos	TPos	Remark																																																																								
Freq	Level	Line	(dB)	Level	Factor	Loss	Factor																																																																									
MHz	dBuV/m	dBuV/m	dB	dBuV	dB/m	dB	dB	cm	deg																																																																							
1	5350.59	44.41	54.00	-9.59	30.67	34.83	10.94	32.03	211	352 AVERAGE																																																																						
Limit	Margin	Read	Ant	Cable	Preamp	APos	TPos	Remark																																																																								
Freq	Level	Line	(dB)	Level	Factor	Loss	Factor																																																																									
MHz	dBuV/m	dBuV/m	dB	dBuV	dB/m	dB	dB	cm	deg																																																																							
1	5320.00	91.91	54.00	37.91	78.09	34.84	10.97	31.99	211	352 AVERAGE																																																																						

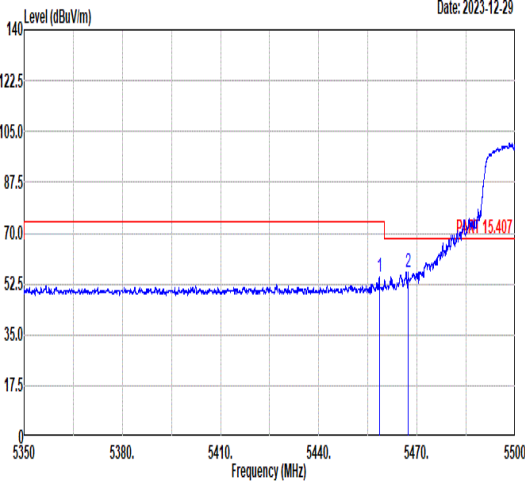
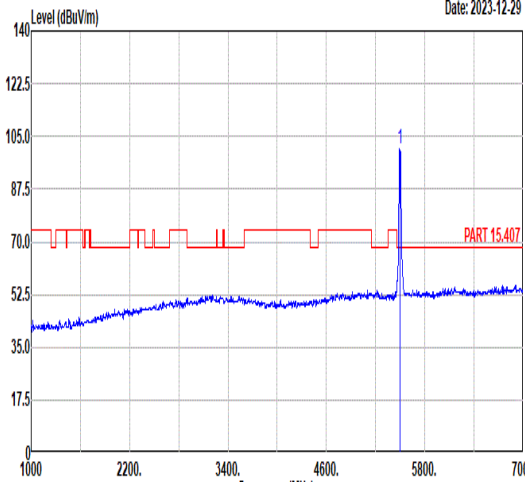
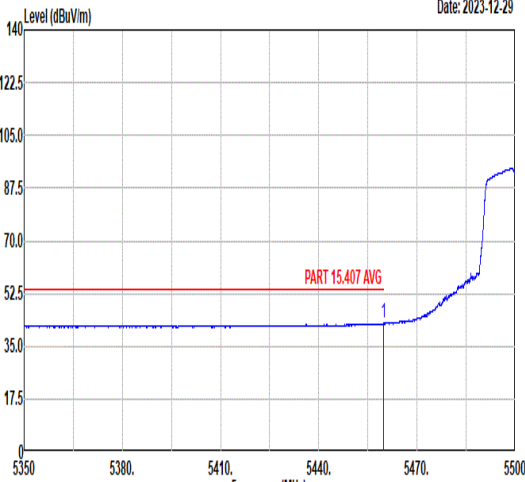
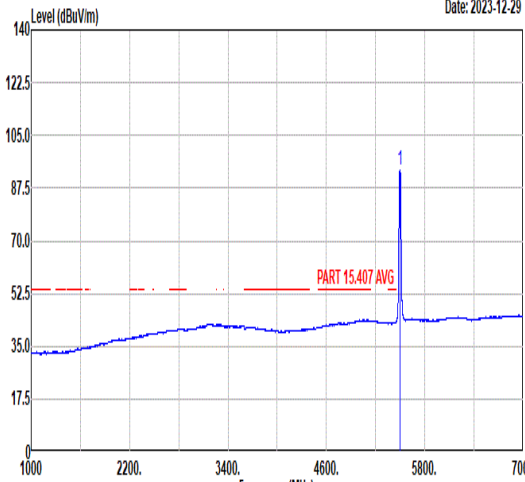


Mode	15																																																																															
	Band Edge																																																																															
	U-NII-2A_5.25-5.35_802.11ac VHT20_CH64_5320MHz																																																																															
ANT	8																																																																															
Pol.	Vertical	Fundamental																																																																														
Peak	<table border="1"> <thead> <tr> <th>Limit</th> <th>Margin</th> <th>Read</th> <th>Ant</th> <th>Cable</th> <th>Preamp</th> <th>APos</th> <th>TPos</th> <th>Remark</th> </tr> <tr> <th>Freq</th> <th>Level</th> <th>Line</th> <th>(dB)</th> <th>Level</th> <th>Factor</th> <th>Loss</th> <th>Factor</th> <th></th> </tr> <tr> <th>MHz</th> <th>dBuV/m</th> <th>dBuV/m</th> <th>dB</th> <th>dBuV</th> <th>dB/m</th> <th>dB</th> <th>dB</th> <th>cm</th> <th>deg</th> </tr> </thead> <tbody> <tr> <td>1</td> <td>5350.04</td> <td>63.63</td> <td>74.00</td> <td>-10.37</td> <td>49.89</td> <td>34.83</td> <td>10.94</td> <td>32.03</td> <td>380</td> <td>329 PEAK</td> </tr> </tbody> </table>	Limit	Margin	Read	Ant	Cable	Preamp	APos	TPos	Remark	Freq	Level	Line	(dB)	Level	Factor	Loss	Factor		MHz	dBuV/m	dBuV/m	dB	dBuV	dB/m	dB	dB	cm	deg	1	5350.04	63.63	74.00	-10.37	49.89	34.83	10.94	32.03	380	329 PEAK	<table border="1"> <thead> <tr> <th>Limit</th> <th>Margin</th> <th>Read</th> <th>Ant</th> <th>Cable</th> <th>Preamp</th> <th>APos</th> <th>TPos</th> <th>Remark</th> </tr> <tr> <th>Freq</th> <th>Level</th> <th>Line</th> <th>(dB)</th> <th>Level</th> <th>Factor</th> <th>Loss</th> <th>Factor</th> <th></th> </tr> <tr> <th>MHz</th> <th>dBuV/m</th> <th>dBuV/m</th> <th>dB</th> <th>dBuV</th> <th>dB/m</th> <th>dB</th> <th>dB</th> <th>cm</th> <th>deg</th> </tr> </thead> <tbody> <tr> <td>1</td> <td>5320.00</td> <td>102.86</td> <td>-----</td> <td>-----</td> <td>89.04</td> <td>34.84</td> <td>10.97</td> <td>31.99</td> <td>380</td> <td>329 PEAK</td> </tr> </tbody> </table>	Limit	Margin	Read	Ant	Cable	Preamp	APos	TPos	Remark	Freq	Level	Line	(dB)	Level	Factor	Loss	Factor		MHz	dBuV/m	dBuV/m	dB	dBuV	dB/m	dB	dB	cm	deg	1	5320.00	102.86	-----	-----	89.04	34.84	10.97	31.99	380	329 PEAK
	Limit	Margin	Read	Ant	Cable	Preamp	APos	TPos	Remark																																																																							
Freq	Level	Line	(dB)	Level	Factor	Loss	Factor																																																																									
MHz	dBuV/m	dBuV/m	dB	dBuV	dB/m	dB	dB	cm	deg																																																																							
1	5350.04	63.63	74.00	-10.37	49.89	34.83	10.94	32.03	380	329 PEAK																																																																						
Limit	Margin	Read	Ant	Cable	Preamp	APos	TPos	Remark																																																																								
Freq	Level	Line	(dB)	Level	Factor	Loss	Factor																																																																									
MHz	dBuV/m	dBuV/m	dB	dBuV	dB/m	dB	dB	cm	deg																																																																							
1	5320.00	102.86	-----	-----	89.04	34.84	10.97	31.99	380	329 PEAK																																																																						
Avg	<table border="1"> <thead> <tr> <th>Limit</th> <th>Margin</th> <th>Read</th> <th>Ant</th> <th>Cable</th> <th>Preamp</th> <th>APos</th> <th>TPos</th> <th>Remark</th> </tr> <tr> <th>Freq</th> <th>Level</th> <th>Line</th> <th>(dB)</th> <th>Level</th> <th>Factor</th> <th>Loss</th> <th>Factor</th> <th></th> </tr> <tr> <th>MHz</th> <th>dBuV/m</th> <th>dBuV/m</th> <th>dB</th> <th>dBuV</th> <th>dB/m</th> <th>dB</th> <th>dB</th> <th>cm</th> <th>deg</th> </tr> </thead> <tbody> <tr> <td>1</td> <td>5351.43</td> <td>47.55</td> <td>54.00</td> <td>-6.45</td> <td>33.81</td> <td>34.83</td> <td>10.94</td> <td>32.03</td> <td>380</td> <td>329 AVERAGE</td> </tr> </tbody> </table>	Limit	Margin	Read	Ant	Cable	Preamp	APos	TPos	Remark	Freq	Level	Line	(dB)	Level	Factor	Loss	Factor		MHz	dBuV/m	dBuV/m	dB	dBuV	dB/m	dB	dB	cm	deg	1	5351.43	47.55	54.00	-6.45	33.81	34.83	10.94	32.03	380	329 AVERAGE	<table border="1"> <thead> <tr> <th>Limit</th> <th>Margin</th> <th>Read</th> <th>Ant</th> <th>Cable</th> <th>Preamp</th> <th>APos</th> <th>TPos</th> <th>Remark</th> </tr> <tr> <th>Freq</th> <th>Level</th> <th>Line</th> <th>(dB)</th> <th>Level</th> <th>Factor</th> <th>Loss</th> <th>Factor</th> <th></th> </tr> <tr> <th>MHz</th> <th>dBuV/m</th> <th>dBuV/m</th> <th>dB</th> <th>dBuV</th> <th>dB/m</th> <th>dB</th> <th>dB</th> <th>cm</th> <th>deg</th> </tr> </thead> <tbody> <tr> <td>1</td> <td>5320.00</td> <td>96.22</td> <td>-----</td> <td>-----</td> <td>82.40</td> <td>34.84</td> <td>10.97</td> <td>31.99</td> <td>380</td> <td>329 AVERAGE</td> </tr> </tbody> </table>	Limit	Margin	Read	Ant	Cable	Preamp	APos	TPos	Remark	Freq	Level	Line	(dB)	Level	Factor	Loss	Factor		MHz	dBuV/m	dBuV/m	dB	dBuV	dB/m	dB	dB	cm	deg	1	5320.00	96.22	-----	-----	82.40	34.84	10.97	31.99	380	329 AVERAGE
Limit	Margin	Read	Ant	Cable	Preamp	APos	TPos	Remark																																																																								
Freq	Level	Line	(dB)	Level	Factor	Loss	Factor																																																																									
MHz	dBuV/m	dBuV/m	dB	dBuV	dB/m	dB	dB	cm	deg																																																																							
1	5351.43	47.55	54.00	-6.45	33.81	34.83	10.94	32.03	380	329 AVERAGE																																																																						
Limit	Margin	Read	Ant	Cable	Preamp	APos	TPos	Remark																																																																								
Freq	Level	Line	(dB)	Level	Factor	Loss	Factor																																																																									
MHz	dBuV/m	dBuV/m	dB	dBuV	dB/m	dB	dB	cm	deg																																																																							
1	5320.00	96.22	-----	-----	82.40	34.84	10.97	31.99	380	329 AVERAGE																																																																						

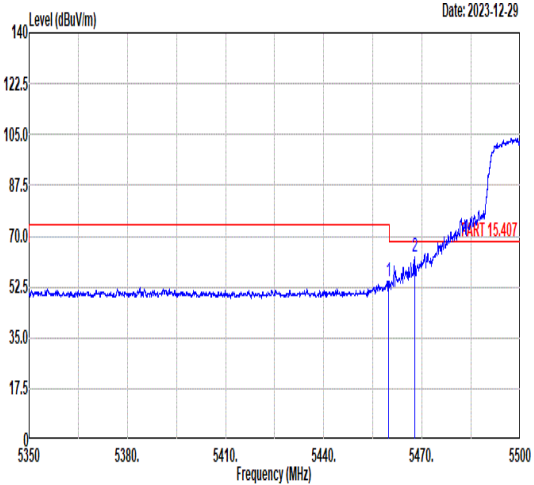
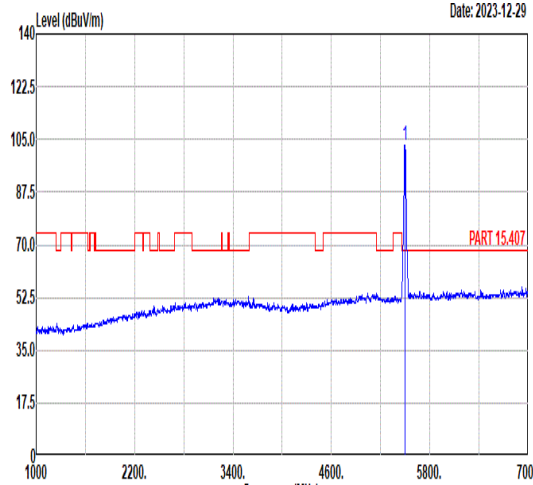
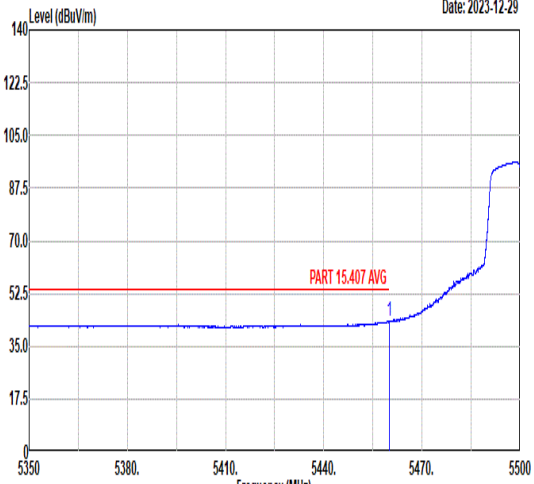
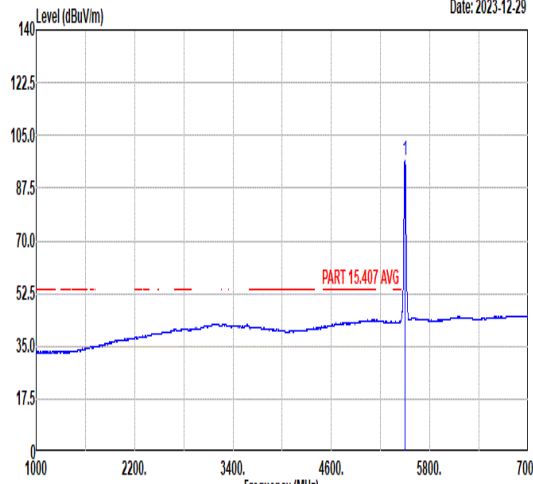


Mode	15																																																																																																
	Harmonic																																																																																																
	U-NII-2A_5.25-5.35_802.11ac VHT20_CH64_5320MHz																																																																																																
ANT	8																																																																																																
Pol.	Horizontal	Vertical																																																																																															
Peak Avg	<p>Date: 2023-12-30</p>	<p>Date: 2023-12-30</p>																																																																																															
	<table border="1"> <thead> <tr> <th>Limit</th> <th>Read</th> <th>Ant</th> <th>Cable</th> <th>Preamp</th> <th>Apos</th> <th>TPos</th> <th>Remark</th> </tr> <tr> <th>Freq</th> <th>Level</th> <th>Line Margin</th> <th>Level</th> <th>Factor</th> <th>Loss Factor</th> <th></th> <th></th> </tr> <tr> <th>MHz</th> <th>dBuV/m</th> <th>dBuV/m</th> <th>dB</th> <th>dBuV</th> <th>dB/m</th> <th>dB</th> <th>dB</th> </tr> </thead> <tbody> <tr> <td>1</td> <td>10640.00</td> <td>47.67</td> <td>74.00</td> <td>-26.33</td> <td>44.68</td> <td>39.47</td> <td>14.32</td> <td>50.80</td> <td>--</td> <td>--</td> <td>Peak</td> </tr> <tr> <td>2</td> <td>15960.00</td> <td>47.01</td> <td>74.00</td> <td>-26.99</td> <td>39.51</td> <td>42.08</td> <td>17.19</td> <td>51.77</td> <td>--</td> <td>--</td> <td>Peak</td> </tr> </tbody> </table>	Limit	Read	Ant	Cable	Preamp	Apos	TPos	Remark	Freq	Level	Line Margin	Level	Factor	Loss Factor			MHz	dBuV/m	dBuV/m	dB	dBuV	dB/m	dB	dB	1	10640.00	47.67	74.00	-26.33	44.68	39.47	14.32	50.80	--	--	Peak	2	15960.00	47.01	74.00	-26.99	39.51	42.08	17.19	51.77	--	--	Peak	<table border="1"> <thead> <tr> <th>Limit</th> <th>Read</th> <th>Ant</th> <th>Cable</th> <th>Preamp</th> <th>Apos</th> <th>TPos</th> <th>Remark</th> </tr> <tr> <th>Freq</th> <th>Level</th> <th>Line Margin</th> <th>Level</th> <th>Factor</th> <th>Loss Factor</th> <th></th> <th></th> </tr> <tr> <th>MHz</th> <th>dBuV/m</th> <th>dBuV/m</th> <th>dB</th> <th>dBuV</th> <th>dB/m</th> <th>dB</th> <th>dB</th> </tr> </thead> <tbody> <tr> <td>1</td> <td>10640.00</td> <td>47.13</td> <td>74.00</td> <td>-26.87</td> <td>44.14</td> <td>39.47</td> <td>14.32</td> <td>50.80</td> <td>--</td> <td>--</td> <td>Peak</td> </tr> <tr> <td>2</td> <td>15960.00</td> <td>47.96</td> <td>74.00</td> <td>-26.04</td> <td>40.46</td> <td>42.08</td> <td>17.19</td> <td>51.77</td> <td>--</td> <td>--</td> <td>Peak</td> </tr> </tbody> </table>	Limit	Read	Ant	Cable	Preamp	Apos	TPos	Remark	Freq	Level	Line Margin	Level	Factor	Loss Factor			MHz	dBuV/m	dBuV/m	dB	dBuV	dB/m	dB	dB	1	10640.00	47.13	74.00	-26.87	44.14	39.47	14.32	50.80	--	--	Peak	2	15960.00	47.96	74.00	-26.04	40.46	42.08	17.19	51.77	--	--
Limit	Read	Ant	Cable	Preamp	Apos	TPos	Remark																																																																																										
Freq	Level	Line Margin	Level	Factor	Loss Factor																																																																																												
MHz	dBuV/m	dBuV/m	dB	dBuV	dB/m	dB	dB																																																																																										
1	10640.00	47.67	74.00	-26.33	44.68	39.47	14.32	50.80	--	--	Peak																																																																																						
2	15960.00	47.01	74.00	-26.99	39.51	42.08	17.19	51.77	--	--	Peak																																																																																						
Limit	Read	Ant	Cable	Preamp	Apos	TPos	Remark																																																																																										
Freq	Level	Line Margin	Level	Factor	Loss Factor																																																																																												
MHz	dBuV/m	dBuV/m	dB	dBuV	dB/m	dB	dB																																																																																										
1	10640.00	47.13	74.00	-26.87	44.14	39.47	14.32	50.80	--	--	Peak																																																																																						
2	15960.00	47.96	74.00	-26.04	40.46	42.08	17.19	51.77	--	--	Peak																																																																																						



Mode	16																																																																																											
	Band Edge																																																																																											
	U-NII-2C_5.47-5.725_802.11ac VHT20_CH100_5500MHz																																																																																											
ANT	8																																																																																											
Pol.	Horizontal	Fundamental																																																																																										
Peak	 <p>Date: 2023-12-29</p> <table border="1"> <thead> <tr> <th>Limit</th> <th>Margin</th> <th>Read</th> <th>Ant</th> <th>Cable</th> <th>Preamp</th> <th>APos</th> <th>TPos</th> <th>Remark</th> </tr> <tr> <th>Freq</th> <th>Level</th> <th>Line</th> <th>(dB)</th> <th>Level</th> <th>Factor</th> <th>Loss</th> <th>Factor</th> <th></th> </tr> <tr> <th>MHz</th> <th>dBuV/m</th> <th>dBuV/m</th> <th>dBuV</th> <th>dB/m</th> <th>dB</th> <th>dB</th> <th>cm</th> <th>deg</th> </tr> </thead> <tbody> <tr> <td>1</td> <td>5458.54</td> <td>54.80</td> <td>74.00</td> <td>-19.20</td> <td>41.04</td> <td>34.81</td> <td>11.11</td> <td>32.16</td> <td>187</td> <td>340</td> <td>PEAK</td> </tr> <tr> <td>2</td> <td>5467.23</td> <td>56.56</td> <td>68.30</td> <td>-11.74</td> <td>42.77</td> <td>34.81</td> <td>11.15</td> <td>32.17</td> <td>187</td> <td>340</td> <td>PEAK</td> </tr> </tbody> </table>	Limit	Margin	Read	Ant	Cable	Preamp	APos	TPos	Remark	Freq	Level	Line	(dB)	Level	Factor	Loss	Factor		MHz	dBuV/m	dBuV/m	dBuV	dB/m	dB	dB	cm	deg	1	5458.54	54.80	74.00	-19.20	41.04	34.81	11.11	32.16	187	340	PEAK	2	5467.23	56.56	68.30	-11.74	42.77	34.81	11.15	32.17	187	340	PEAK	 <p>Date: 2023-12-29</p> <table border="1"> <thead> <tr> <th>Limit</th> <th>Margin</th> <th>Read</th> <th>Ant</th> <th>Cable</th> <th>Preamp</th> <th>APos</th> <th>TPos</th> <th>Remark</th> </tr> <tr> <th>Freq</th> <th>Level</th> <th>Line</th> <th>(dB)</th> <th>Level</th> <th>Factor</th> <th>Loss</th> <th>Factor</th> <th></th> </tr> <tr> <th>MHz</th> <th>dBuV/m</th> <th>dBuV/m</th> <th>dBuV</th> <th>dB/m</th> <th>dB</th> <th>dB</th> <th>cm</th> <th>deg</th> </tr> </thead> <tbody> <tr> <td>1</td> <td>5500.00</td> <td>100.75</td> <td>-----</td> <td>-----</td> <td>86.90</td> <td>34.80</td> <td>11.25</td> <td>32.20</td> <td>187</td> <td>340</td> <td>PEAK</td> </tr> </tbody> </table>	Limit	Margin	Read	Ant	Cable	Preamp	APos	TPos	Remark	Freq	Level	Line	(dB)	Level	Factor	Loss	Factor		MHz	dBuV/m	dBuV/m	dBuV	dB/m	dB	dB	cm	deg	1	5500.00	100.75	-----	-----	86.90	34.80	11.25	32.20	187	340	PEAK
	Limit	Margin	Read	Ant	Cable	Preamp	APos	TPos	Remark																																																																																			
Freq	Level	Line	(dB)	Level	Factor	Loss	Factor																																																																																					
MHz	dBuV/m	dBuV/m	dBuV	dB/m	dB	dB	cm	deg																																																																																				
1	5458.54	54.80	74.00	-19.20	41.04	34.81	11.11	32.16	187	340	PEAK																																																																																	
2	5467.23	56.56	68.30	-11.74	42.77	34.81	11.15	32.17	187	340	PEAK																																																																																	
Limit	Margin	Read	Ant	Cable	Preamp	APos	TPos	Remark																																																																																				
Freq	Level	Line	(dB)	Level	Factor	Loss	Factor																																																																																					
MHz	dBuV/m	dBuV/m	dBuV	dB/m	dB	dB	cm	deg																																																																																				
1	5500.00	100.75	-----	-----	86.90	34.80	11.25	32.20	187	340	PEAK																																																																																	
Avg	 <p>Date: 2023-12-29</p> <table border="1"> <thead> <tr> <th>Limit</th> <th>Margin</th> <th>Read</th> <th>Ant</th> <th>Cable</th> <th>Preamp</th> <th>APos</th> <th>TPos</th> <th>Remark</th> </tr> <tr> <th>Freq</th> <th>Level</th> <th>Line</th> <th>(dB)</th> <th>Level</th> <th>Factor</th> <th>Loss</th> <th>Factor</th> <th></th> </tr> <tr> <th>MHz</th> <th>dBuV/m</th> <th>dBuV/m</th> <th>dBuV</th> <th>dB/m</th> <th>dB</th> <th>dB</th> <th>cm</th> <th>deg</th> </tr> </thead> <tbody> <tr> <td>1</td> <td>5459.73</td> <td>42.56</td> <td>54.00</td> <td>-11.44</td> <td>28.79</td> <td>34.81</td> <td>11.12</td> <td>32.16</td> <td>187</td> <td>340</td> <td>AVERAGE</td> </tr> </tbody> </table>	Limit	Margin	Read	Ant	Cable	Preamp	APos	TPos	Remark	Freq	Level	Line	(dB)	Level	Factor	Loss	Factor		MHz	dBuV/m	dBuV/m	dBuV	dB/m	dB	dB	cm	deg	1	5459.73	42.56	54.00	-11.44	28.79	34.81	11.12	32.16	187	340	AVERAGE	 <p>Date: 2023-12-29</p> <table border="1"> <thead> <tr> <th>Limit</th> <th>Margin</th> <th>Read</th> <th>Ant</th> <th>Cable</th> <th>Preamp</th> <th>APos</th> <th>TPos</th> <th>Remark</th> </tr> <tr> <th>Freq</th> <th>Level</th> <th>Line</th> <th>(dB)</th> <th>Level</th> <th>Factor</th> <th>Loss</th> <th>Factor</th> <th></th> </tr> <tr> <th>MHz</th> <th>dBuV/m</th> <th>dBuV/m</th> <th>dBuV</th> <th>dB/m</th> <th>dB</th> <th>dB</th> <th>cm</th> <th>deg</th> </tr> </thead> <tbody> <tr> <td>1</td> <td>5500.00</td> <td>93.65</td> <td>-----</td> <td>-----</td> <td>79.79</td> <td>34.80</td> <td>11.27</td> <td>32.21</td> <td>187</td> <td>340</td> <td>AVERAGE</td> </tr> </tbody> </table>	Limit	Margin	Read	Ant	Cable	Preamp	APos	TPos	Remark	Freq	Level	Line	(dB)	Level	Factor	Loss	Factor		MHz	dBuV/m	dBuV/m	dBuV	dB/m	dB	dB	cm	deg	1	5500.00	93.65	-----	-----	79.79	34.80	11.27	32.21	187	340	AVERAGE												
Limit	Margin	Read	Ant	Cable	Preamp	APos	TPos	Remark																																																																																				
Freq	Level	Line	(dB)	Level	Factor	Loss	Factor																																																																																					
MHz	dBuV/m	dBuV/m	dBuV	dB/m	dB	dB	cm	deg																																																																																				
1	5459.73	42.56	54.00	-11.44	28.79	34.81	11.12	32.16	187	340	AVERAGE																																																																																	
Limit	Margin	Read	Ant	Cable	Preamp	APos	TPos	Remark																																																																																				
Freq	Level	Line	(dB)	Level	Factor	Loss	Factor																																																																																					
MHz	dBuV/m	dBuV/m	dBuV	dB/m	dB	dB	cm	deg																																																																																				
1	5500.00	93.65	-----	-----	79.79	34.80	11.27	32.21	187	340	AVERAGE																																																																																	



Mode	16																																																																																											
	Band Edge																																																																																											
	U-NII-2C_5.47-5.725_802.11ac VHT20_CH100_5500MHz																																																																																											
ANT	8																																																																																											
Pol.	Vertical	Fundamental																																																																																										
Peak	 <p>Date: 2023-12-29</p> <table border="1"> <thead> <tr> <th>Limit</th> <th>Margin</th> <th>Read</th> <th>Ant</th> <th>Cable</th> <th>Preamp</th> <th>APos</th> <th>TPos</th> <th>Remark</th> </tr> <tr> <th>Freq</th> <th>Level</th> <th>Line</th> <th>(dB)</th> <th>Level</th> <th>Factor</th> <th>Loss</th> <th>Factor</th> <th></th> </tr> <tr> <th>MHz</th> <th>dBuV/m</th> <th>dBuV/m</th> <th>dBuV</th> <th>dB/m</th> <th>dB</th> <th>dB</th> <th>cm</th> <th>deg</th> </tr> </thead> <tbody> <tr> <td>1</td> <td>5459.89</td> <td>54.48</td> <td>74.00</td> <td>-19.52</td> <td>40.72</td> <td>34.81</td> <td>11.12</td> <td>32.17</td> <td>377</td> <td>332</td> <td>PEAK</td> </tr> <tr> <td>2</td> <td>5467.68</td> <td>62.97</td> <td>68.30</td> <td>-5.33</td> <td>49.18</td> <td>34.81</td> <td>11.15</td> <td>32.17</td> <td>377</td> <td>332</td> <td>PEAK</td> </tr> </tbody> </table>	Limit	Margin	Read	Ant	Cable	Preamp	APos	TPos	Remark	Freq	Level	Line	(dB)	Level	Factor	Loss	Factor		MHz	dBuV/m	dBuV/m	dBuV	dB/m	dB	dB	cm	deg	1	5459.89	54.48	74.00	-19.52	40.72	34.81	11.12	32.17	377	332	PEAK	2	5467.68	62.97	68.30	-5.33	49.18	34.81	11.15	32.17	377	332	PEAK	 <p>Date: 2023-12-29</p> <table border="1"> <thead> <tr> <th>Limit</th> <th>Margin</th> <th>Read</th> <th>Ant</th> <th>Cable</th> <th>Preamp</th> <th>APos</th> <th>TPos</th> <th>Remark</th> </tr> <tr> <th>Freq</th> <th>Level</th> <th>Line</th> <th>(dB)</th> <th>Level</th> <th>Factor</th> <th>Loss</th> <th>Factor</th> <th></th> </tr> <tr> <th>MHz</th> <th>dBuV/m</th> <th>dBuV/m</th> <th>dBuV</th> <th>dB/m</th> <th>dB</th> <th>dB</th> <th>cm</th> <th>deg</th> </tr> </thead> <tbody> <tr> <td>1</td> <td>5500.00</td> <td>103.06</td> <td>-----</td> <td>-----</td> <td>89.21</td> <td>34.80</td> <td>11.25</td> <td>32.20</td> <td>377</td> <td>332</td> <td>PEAK</td> </tr> </tbody> </table>	Limit	Margin	Read	Ant	Cable	Preamp	APos	TPos	Remark	Freq	Level	Line	(dB)	Level	Factor	Loss	Factor		MHz	dBuV/m	dBuV/m	dBuV	dB/m	dB	dB	cm	deg	1	5500.00	103.06	-----	-----	89.21	34.80	11.25	32.20	377	332	PEAK
	Limit	Margin	Read	Ant	Cable	Preamp	APos	TPos	Remark																																																																																			
Freq	Level	Line	(dB)	Level	Factor	Loss	Factor																																																																																					
MHz	dBuV/m	dBuV/m	dBuV	dB/m	dB	dB	cm	deg																																																																																				
1	5459.89	54.48	74.00	-19.52	40.72	34.81	11.12	32.17	377	332	PEAK																																																																																	
2	5467.68	62.97	68.30	-5.33	49.18	34.81	11.15	32.17	377	332	PEAK																																																																																	
Limit	Margin	Read	Ant	Cable	Preamp	APos	TPos	Remark																																																																																				
Freq	Level	Line	(dB)	Level	Factor	Loss	Factor																																																																																					
MHz	dBuV/m	dBuV/m	dBuV	dB/m	dB	dB	cm	deg																																																																																				
1	5500.00	103.06	-----	-----	89.21	34.80	11.25	32.20	377	332	PEAK																																																																																	
Avg	 <p>Date: 2023-12-29</p> <table border="1"> <thead> <tr> <th>Limit</th> <th>Margin</th> <th>Read</th> <th>Ant</th> <th>Cable</th> <th>Preamp</th> <th>APos</th> <th>TPos</th> <th>Remark</th> </tr> <tr> <th>Freq</th> <th>Level</th> <th>Line</th> <th>(dB)</th> <th>Level</th> <th>Factor</th> <th>Loss</th> <th>Factor</th> <th></th> </tr> <tr> <th>MHz</th> <th>dBuV/m</th> <th>dBuV/m</th> <th>dBuV</th> <th>dB/m</th> <th>dB</th> <th>dB</th> <th>cm</th> <th>deg</th> </tr> </thead> <tbody> <tr> <td>1</td> <td>5460.00</td> <td>43.28</td> <td>54.00</td> <td>-10.72</td> <td>29.52</td> <td>34.81</td> <td>11.12</td> <td>32.17</td> <td>377</td> <td>332</td> <td>AVERAGE</td> </tr> </tbody> </table>	Limit	Margin	Read	Ant	Cable	Preamp	APos	TPos	Remark	Freq	Level	Line	(dB)	Level	Factor	Loss	Factor		MHz	dBuV/m	dBuV/m	dBuV	dB/m	dB	dB	cm	deg	1	5460.00	43.28	54.00	-10.72	29.52	34.81	11.12	32.17	377	332	AVERAGE	 <p>Date: 2023-12-29</p> <table border="1"> <thead> <tr> <th>Limit</th> <th>Margin</th> <th>Read</th> <th>Ant</th> <th>Cable</th> <th>Preamp</th> <th>APos</th> <th>TPos</th> <th>Remark</th> </tr> <tr> <th>Freq</th> <th>Level</th> <th>Line</th> <th>(dB)</th> <th>Level</th> <th>Factor</th> <th>Loss</th> <th>Factor</th> <th></th> </tr> <tr> <th>MHz</th> <th>dBuV/m</th> <th>dBuV/m</th> <th>dBuV</th> <th>dB/m</th> <th>dB</th> <th>dB</th> <th>cm</th> <th>deg</th> </tr> </thead> <tbody> <tr> <td>1</td> <td>5500.00</td> <td>96.51</td> <td>-----</td> <td>-----</td> <td>82.65</td> <td>34.80</td> <td>11.27</td> <td>32.21</td> <td>377</td> <td>332</td> <td>AVERAGE</td> </tr> </tbody> </table>	Limit	Margin	Read	Ant	Cable	Preamp	APos	TPos	Remark	Freq	Level	Line	(dB)	Level	Factor	Loss	Factor		MHz	dBuV/m	dBuV/m	dBuV	dB/m	dB	dB	cm	deg	1	5500.00	96.51	-----	-----	82.65	34.80	11.27	32.21	377	332	AVERAGE												
Limit	Margin	Read	Ant	Cable	Preamp	APos	TPos	Remark																																																																																				
Freq	Level	Line	(dB)	Level	Factor	Loss	Factor																																																																																					
MHz	dBuV/m	dBuV/m	dBuV	dB/m	dB	dB	cm	deg																																																																																				
1	5460.00	43.28	54.00	-10.72	29.52	34.81	11.12	32.17	377	332	AVERAGE																																																																																	
Limit	Margin	Read	Ant	Cable	Preamp	APos	TPos	Remark																																																																																				
Freq	Level	Line	(dB)	Level	Factor	Loss	Factor																																																																																					
MHz	dBuV/m	dBuV/m	dBuV	dB/m	dB	dB	cm	deg																																																																																				
1	5500.00	96.51	-----	-----	82.65	34.80	11.27	32.21	377	332	AVERAGE																																																																																	

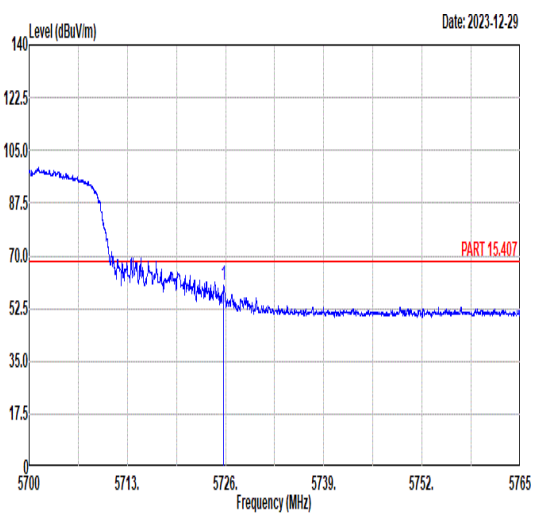
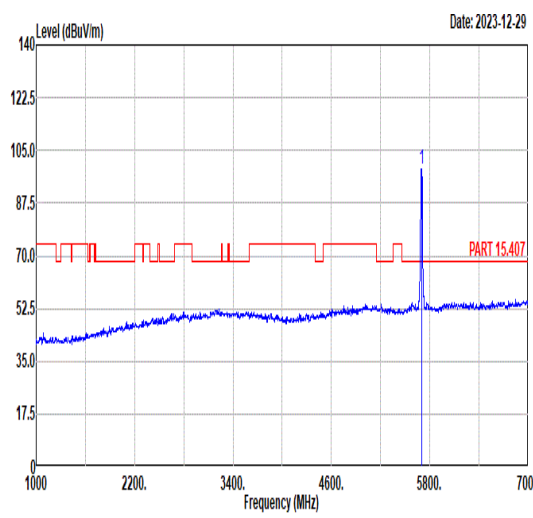
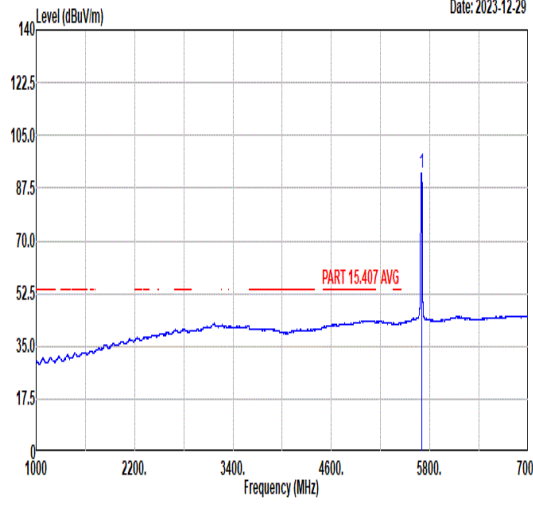


Mode	16																																																																																																
	Harmonic																																																																																																
	U-NII-2C_5.47-5.725_802.11ac VHT20_CH100_5500MHz																																																																																																
ANT	8																																																																																																
Pol.	Horizontal	Vertical																																																																																															
Peak Avg																																																																																																	
	<table border="1"> <thead> <tr> <th>Limit</th> <th>Read</th> <th>Ant</th> <th>Cable</th> <th>Preamp</th> <th>APos</th> <th>TPos</th> <th>Remark</th> </tr> <tr> <th>Freq</th> <th>Level</th> <th>Line Margin</th> <th>Level</th> <th>Factor</th> <th>Loss Factor</th> <th></th> <th></th> </tr> <tr> <th>MHz</th> <th>dBuV/m</th> <th>dBuV/m</th> <th>dB</th> <th>dBuV</th> <th>dB/m</th> <th>dB</th> <th>dB</th> </tr> </thead> <tbody> <tr> <td>1</td> <td>11000.00</td> <td>47.00</td> <td>74.00</td> <td>-27.00</td> <td>43.86</td> <td>39.40</td> <td>14.54</td> <td>50.80</td> <td>--</td> <td>--</td> <td>Peak</td> </tr> <tr> <td>2</td> <td>16500.00</td> <td>49.81</td> <td>68.30</td> <td>-18.49</td> <td>41.85</td> <td>42.40</td> <td>17.36</td> <td>51.80</td> <td>--</td> <td>--</td> <td>Peak</td> </tr> </tbody> </table>	Limit	Read	Ant	Cable	Preamp	APos	TPos	Remark	Freq	Level	Line Margin	Level	Factor	Loss Factor			MHz	dBuV/m	dBuV/m	dB	dBuV	dB/m	dB	dB	1	11000.00	47.00	74.00	-27.00	43.86	39.40	14.54	50.80	--	--	Peak	2	16500.00	49.81	68.30	-18.49	41.85	42.40	17.36	51.80	--	--	Peak	<table border="1"> <thead> <tr> <th>Limit</th> <th>Read</th> <th>Ant</th> <th>Cable</th> <th>Preamp</th> <th>APos</th> <th>TPos</th> <th>Remark</th> </tr> <tr> <th>Freq</th> <th>Level</th> <th>Line Margin</th> <th>Level</th> <th>Factor</th> <th>Loss Factor</th> <th></th> <th></th> </tr> <tr> <th>MHz</th> <th>dBuV/m</th> <th>dBuV/m</th> <th>dB</th> <th>dBuV</th> <th>dB/m</th> <th>dB</th> <th>dB</th> </tr> </thead> <tbody> <tr> <td>1</td> <td>11000.00</td> <td>47.51</td> <td>74.00</td> <td>-26.49</td> <td>44.37</td> <td>39.40</td> <td>14.54</td> <td>50.80</td> <td>--</td> <td>--</td> <td>Peak</td> </tr> <tr> <td>2</td> <td>16500.00</td> <td>50.22</td> <td>68.30</td> <td>-18.08</td> <td>42.26</td> <td>42.40</td> <td>17.36</td> <td>51.80</td> <td>--</td> <td>--</td> <td>Peak</td> </tr> </tbody> </table>	Limit	Read	Ant	Cable	Preamp	APos	TPos	Remark	Freq	Level	Line Margin	Level	Factor	Loss Factor			MHz	dBuV/m	dBuV/m	dB	dBuV	dB/m	dB	dB	1	11000.00	47.51	74.00	-26.49	44.37	39.40	14.54	50.80	--	--	Peak	2	16500.00	50.22	68.30	-18.08	42.26	42.40	17.36	51.80	--	--
Limit	Read	Ant	Cable	Preamp	APos	TPos	Remark																																																																																										
Freq	Level	Line Margin	Level	Factor	Loss Factor																																																																																												
MHz	dBuV/m	dBuV/m	dB	dBuV	dB/m	dB	dB																																																																																										
1	11000.00	47.00	74.00	-27.00	43.86	39.40	14.54	50.80	--	--	Peak																																																																																						
2	16500.00	49.81	68.30	-18.49	41.85	42.40	17.36	51.80	--	--	Peak																																																																																						
Limit	Read	Ant	Cable	Preamp	APos	TPos	Remark																																																																																										
Freq	Level	Line Margin	Level	Factor	Loss Factor																																																																																												
MHz	dBuV/m	dBuV/m	dB	dBuV	dB/m	dB	dB																																																																																										
1	11000.00	47.51	74.00	-26.49	44.37	39.40	14.54	50.80	--	--	Peak																																																																																						
2	16500.00	50.22	68.30	-18.08	42.26	42.40	17.36	51.80	--	--	Peak																																																																																						



Mode	17																																																																																				
	Harmonic																																																																																				
	U-NII-2C_5.47-5.725_802.11ac VHT20_CH116_5580MHZ																																																																																				
ANT	8																																																																																				
Pol.	Horizontal	Vertical																																																																																			
Peak Avg																																																																																					
	<table border="1"> <thead> <tr> <th>Limit</th> <th>Read</th> <th>Ant</th> <th>Cable</th> <th>Preamp</th> <th>APos</th> <th>TPos</th> <th>Remark</th> </tr> <tr> <th>Freq</th> <th>Level</th> <th>Line Margin</th> <th>Level Factor</th> <th>Loss Factor</th> <th></th> <th></th> <th></th> </tr> <tr> <th>MHz</th> <th>dBuV/m</th> <th>dBuV/m</th> <th>dB</th> <th>dBuV</th> <th>dB/m</th> <th>dB</th> <th>dB</th> </tr> </thead> <tbody> <tr> <td>1 11160.00</td> <td>47.53</td> <td>74.00</td> <td>-26.47</td> <td>44.13</td> <td>39.53</td> <td>14.64</td> <td>50.77</td> <td>-- -- Peak</td> </tr> <tr> <td>2 16740.00</td> <td>50.12</td> <td>68.30</td> <td>-18.18</td> <td>41.99</td> <td>42.45</td> <td>17.43</td> <td>51.75</td> <td>-- -- Peak</td> </tr> </tbody> </table>	Limit	Read	Ant	Cable	Preamp	APos	TPos	Remark	Freq	Level	Line Margin	Level Factor	Loss Factor				MHz	dBuV/m	dBuV/m	dB	dBuV	dB/m	dB	dB	1 11160.00	47.53	74.00	-26.47	44.13	39.53	14.64	50.77	-- -- Peak	2 16740.00	50.12	68.30	-18.18	41.99	42.45	17.43	51.75	-- -- Peak	<table border="1"> <thead> <tr> <th>Limit</th> <th>Read</th> <th>Ant</th> <th>Cable</th> <th>Preamp</th> <th>APos</th> <th>TPos</th> <th>Remark</th> </tr> <tr> <th>Freq</th> <th>Level</th> <th>Line Margin</th> <th>Level Factor</th> <th>Loss Factor</th> <th></th> <th></th> <th></th> </tr> <tr> <th>MHz</th> <th>dBuV/m</th> <th>dBuV/m</th> <th>dB</th> <th>dBuV</th> <th>dB/m</th> <th>dB</th> <th>dB</th> </tr> </thead> <tbody> <tr> <td>1 11160.00</td> <td>47.17</td> <td>74.00</td> <td>-26.83</td> <td>43.77</td> <td>39.53</td> <td>14.64</td> <td>50.77</td> <td>-- -- Peak</td> </tr> <tr> <td>2 16740.00</td> <td>50.10</td> <td>68.30</td> <td>-18.20</td> <td>41.97</td> <td>42.45</td> <td>17.43</td> <td>51.75</td> <td>-- -- Peak</td> </tr> </tbody> </table>	Limit	Read	Ant	Cable	Preamp	APos	TPos	Remark	Freq	Level	Line Margin	Level Factor	Loss Factor				MHz	dBuV/m	dBuV/m	dB	dBuV	dB/m	dB	dB	1 11160.00	47.17	74.00	-26.83	43.77	39.53	14.64	50.77	-- -- Peak	2 16740.00	50.10	68.30	-18.20	41.97	42.45	17.43	51.75
Limit	Read	Ant	Cable	Preamp	APos	TPos	Remark																																																																														
Freq	Level	Line Margin	Level Factor	Loss Factor																																																																																	
MHz	dBuV/m	dBuV/m	dB	dBuV	dB/m	dB	dB																																																																														
1 11160.00	47.53	74.00	-26.47	44.13	39.53	14.64	50.77	-- -- Peak																																																																													
2 16740.00	50.12	68.30	-18.18	41.99	42.45	17.43	51.75	-- -- Peak																																																																													
Limit	Read	Ant	Cable	Preamp	APos	TPos	Remark																																																																														
Freq	Level	Line Margin	Level Factor	Loss Factor																																																																																	
MHz	dBuV/m	dBuV/m	dB	dBuV	dB/m	dB	dB																																																																														
1 11160.00	47.17	74.00	-26.83	43.77	39.53	14.64	50.77	-- -- Peak																																																																													
2 16740.00	50.10	68.30	-18.20	41.97	42.45	17.43	51.75	-- -- Peak																																																																													



Mode	18																																																																																	
	Band Edge																																																																																	
	U-NII-2C_5.47-5.725_802.11ac VHT20_CH140_5700MHZ																																																																																	
ANT	8																																																																																	
Pol.	Horizontal	Fundamental																																																																																
Peak	 <p style="text-align: right;">Date: 2023-12-29</p> <table border="1"> <thead> <tr> <th>Limit</th> <th>Margin</th> <th>Read</th> <th>Ant</th> <th>Cable</th> <th>Preamp</th> <th>APos</th> <th>TPos</th> <th>Remark</th> </tr> <tr> <th>Freq</th> <th>Level</th> <th>Line</th> <th>(dB)</th> <th>Level</th> <th>Factor</th> <th>Loss</th> <th>Factor</th> <th></th> </tr> <tr> <th>MHz</th> <th>dBuV/m</th> <th>dBuV/m</th> <th>dB</th> <th>dBuV</th> <th>dB/m</th> <th>dB</th> <th>dB</th> <th>cm</th> <th>deg</th> </tr> </thead> <tbody> <tr> <td>1</td> <td>5725.77</td> <td>60.14</td> <td>68.30</td> <td>-8.16</td> <td>45.76</td> <td>35.12</td> <td>11.65</td> <td>32.39</td> <td>211</td> <td>360</td> <td>PEAK</td> </tr> </tbody> </table>	Limit	Margin	Read	Ant	Cable	Preamp	APos	TPos	Remark	Freq	Level	Line	(dB)	Level	Factor	Loss	Factor		MHz	dBuV/m	dBuV/m	dB	dBuV	dB/m	dB	dB	cm	deg	1	5725.77	60.14	68.30	-8.16	45.76	35.12	11.65	32.39	211	360	PEAK	 <p style="text-align: right;">Date: 2023-12-29</p> <table border="1"> <thead> <tr> <th>Limit</th> <th>Margin</th> <th>Read</th> <th>Ant</th> <th>Cable</th> <th>Preamp</th> <th>APos</th> <th>TPos</th> <th>Remark</th> </tr> <tr> <th>Freq</th> <th>Level</th> <th>Line</th> <th>(dB)</th> <th>Level</th> <th>Factor</th> <th>Loss</th> <th>Factor</th> <th></th> </tr> <tr> <th>MHz</th> <th>dBuV/m</th> <th>dBuV/m</th> <th>dB</th> <th>dBuV</th> <th>dB/m</th> <th>dB</th> <th>dB</th> <th>cm</th> <th>deg</th> </tr> </thead> <tbody> <tr> <td>1</td> <td>5700.00</td> <td>98.80</td> <td>-----</td> <td>-----</td> <td>84.42</td> <td>35.07</td> <td>11.67</td> <td>32.36</td> <td>211</td> <td>360</td> <td>PEAK</td> </tr> </tbody> </table>	Limit	Margin	Read	Ant	Cable	Preamp	APos	TPos	Remark	Freq	Level	Line	(dB)	Level	Factor	Loss	Factor		MHz	dBuV/m	dBuV/m	dB	dBuV	dB/m	dB	dB	cm	deg	1	5700.00	98.80	-----	-----	84.42	35.07	11.67	32.36	211	360	PEAK
	Limit	Margin	Read	Ant	Cable	Preamp	APos	TPos	Remark																																																																									
Freq	Level	Line	(dB)	Level	Factor	Loss	Factor																																																																											
MHz	dBuV/m	dBuV/m	dB	dBuV	dB/m	dB	dB	cm	deg																																																																									
1	5725.77	60.14	68.30	-8.16	45.76	35.12	11.65	32.39	211	360	PEAK																																																																							
Limit	Margin	Read	Ant	Cable	Preamp	APos	TPos	Remark																																																																										
Freq	Level	Line	(dB)	Level	Factor	Loss	Factor																																																																											
MHz	dBuV/m	dBuV/m	dB	dBuV	dB/m	dB	dB	cm	deg																																																																									
1	5700.00	98.80	-----	-----	84.42	35.07	11.67	32.36	211	360	PEAK																																																																							
Avg	Blank	 <p style="text-align: right;">Date: 2023-12-29</p> <table border="1"> <thead> <tr> <th>Limit</th> <th>Margin</th> <th>Read</th> <th>Ant</th> <th>Cable</th> <th>Preamp</th> <th>APos</th> <th>TPos</th> <th>Remark</th> </tr> <tr> <th>Freq</th> <th>Level</th> <th>Line</th> <th>(dB)</th> <th>Level</th> <th>Factor</th> <th>Loss</th> <th>Factor</th> <th></th> </tr> <tr> <th>MHz</th> <th>dBuV/m</th> <th>dBuV/m</th> <th>dB</th> <th>dBuV</th> <th>dB/m</th> <th>dB</th> <th>dB</th> <th>cm</th> <th>deg</th> </tr> </thead> <tbody> <tr> <td>1</td> <td>5700.00</td> <td>92.39</td> <td>-----</td> <td>-----</td> <td>78.01</td> <td>35.07</td> <td>11.67</td> <td>32.36</td> <td>211</td> <td>360</td> <td>AVERAGE</td> </tr> </tbody> </table>	Limit	Margin	Read	Ant	Cable	Preamp	APos	TPos	Remark	Freq	Level	Line	(dB)	Level	Factor	Loss	Factor		MHz	dBuV/m	dBuV/m	dB	dBuV	dB/m	dB	dB	cm	deg	1	5700.00	92.39	-----	-----	78.01	35.07	11.67	32.36	211	360	AVERAGE																																								
Limit	Margin	Read	Ant	Cable	Preamp	APos	TPos	Remark																																																																										
Freq	Level	Line	(dB)	Level	Factor	Loss	Factor																																																																											
MHz	dBuV/m	dBuV/m	dB	dBuV	dB/m	dB	dB	cm	deg																																																																									
1	5700.00	92.39	-----	-----	78.01	35.07	11.67	32.36	211	360	AVERAGE																																																																							



Mode	18																																																																																	
	Band Edge																																																																																	
	U-NII-2C_5.47-5.725_802.11ac VHT20_CH140_5700MHZ																																																																																	
ANT	8																																																																																	
Pol.	Vertical	Fundamental																																																																																
Peak	<p style="text-align: right;">Date: 2023-12-29</p> <table border="1"> <thead> <tr> <th>Limit</th> <th>Margin</th> <th>Read</th> <th>Ant</th> <th>Cable</th> <th>Preamp</th> <th>APos</th> <th>TPos</th> <th>Remark</th> </tr> <tr> <th>Freq</th> <th>Level</th> <th>Line</th> <th>(dB)</th> <th>Level</th> <th>Factor</th> <th>Loss</th> <th>Factor</th> <th></th> </tr> <tr> <th>MHz</th> <th>dBuV/m</th> <th>dBuV/m</th> <th>dB</th> <th>dBuV</th> <th>dB/m</th> <th>dB</th> <th>dB</th> <th>cm</th> <th>deg</th> </tr> </thead> <tbody> <tr> <td>1</td> <td>5727.01</td> <td>61.95</td> <td>68.30</td> <td>-6.35</td> <td>47.57</td> <td>35.12</td> <td>11.65</td> <td>32.39</td> <td>380</td> <td>333</td> <td>PEAK</td> </tr> </tbody> </table>	Limit	Margin	Read	Ant	Cable	Preamp	APos	TPos	Remark	Freq	Level	Line	(dB)	Level	Factor	Loss	Factor		MHz	dBuV/m	dBuV/m	dB	dBuV	dB/m	dB	dB	cm	deg	1	5727.01	61.95	68.30	-6.35	47.57	35.12	11.65	32.39	380	333	PEAK	<p style="text-align: right;">Date: 2023-12-29</p> <table border="1"> <thead> <tr> <th>Limit</th> <th>Margin</th> <th>Read</th> <th>Ant</th> <th>Cable</th> <th>Preamp</th> <th>APos</th> <th>TPos</th> <th>Remark</th> </tr> <tr> <th>Freq</th> <th>Level</th> <th>Line</th> <th>(dB)</th> <th>Level</th> <th>Factor</th> <th>Loss</th> <th>Factor</th> <th></th> </tr> <tr> <th>MHz</th> <th>dBuV/m</th> <th>dBuV/m</th> <th>dB</th> <th>dBuV</th> <th>dB/m</th> <th>dB</th> <th>dB</th> <th>cm</th> <th>deg</th> </tr> </thead> <tbody> <tr> <td>1</td> <td>5700.00</td> <td>101.60</td> <td>-----</td> <td>-----</td> <td>87.23</td> <td>35.08</td> <td>11.66</td> <td>32.37</td> <td>380</td> <td>333</td> <td>PEAK</td> </tr> </tbody> </table>	Limit	Margin	Read	Ant	Cable	Preamp	APos	TPos	Remark	Freq	Level	Line	(dB)	Level	Factor	Loss	Factor		MHz	dBuV/m	dBuV/m	dB	dBuV	dB/m	dB	dB	cm	deg	1	5700.00	101.60	-----	-----	87.23	35.08	11.66	32.37	380	333	PEAK
	Limit	Margin	Read	Ant	Cable	Preamp	APos	TPos	Remark																																																																									
Freq	Level	Line	(dB)	Level	Factor	Loss	Factor																																																																											
MHz	dBuV/m	dBuV/m	dB	dBuV	dB/m	dB	dB	cm	deg																																																																									
1	5727.01	61.95	68.30	-6.35	47.57	35.12	11.65	32.39	380	333	PEAK																																																																							
Limit	Margin	Read	Ant	Cable	Preamp	APos	TPos	Remark																																																																										
Freq	Level	Line	(dB)	Level	Factor	Loss	Factor																																																																											
MHz	dBuV/m	dBuV/m	dB	dBuV	dB/m	dB	dB	cm	deg																																																																									
1	5700.00	101.60	-----	-----	87.23	35.08	11.66	32.37	380	333	PEAK																																																																							
Avg	Blank	<p style="text-align: right;">Date: 2023-12-29</p> <table border="1"> <thead> <tr> <th>Limit</th> <th>Margin</th> <th>Read</th> <th>Ant</th> <th>Cable</th> <th>Preamp</th> <th>APos</th> <th>TPos</th> <th>Remark</th> </tr> <tr> <th>Freq</th> <th>Level</th> <th>Line</th> <th>(dB)</th> <th>Level</th> <th>Factor</th> <th>Loss</th> <th>Factor</th> <th></th> </tr> <tr> <th>MHz</th> <th>dBuV/m</th> <th>dBuV/m</th> <th>dB</th> <th>dBuV</th> <th>dB/m</th> <th>dB</th> <th>dB</th> <th>cm</th> <th>deg</th> </tr> </thead> <tbody> <tr> <td>1</td> <td>5700.00</td> <td>94.77</td> <td>-----</td> <td>-----</td> <td>80.39</td> <td>35.07</td> <td>11.67</td> <td>32.36</td> <td>380</td> <td>333</td> <td>AVERAGE</td> </tr> </tbody> </table>	Limit	Margin	Read	Ant	Cable	Preamp	APos	TPos	Remark	Freq	Level	Line	(dB)	Level	Factor	Loss	Factor		MHz	dBuV/m	dBuV/m	dB	dBuV	dB/m	dB	dB	cm	deg	1	5700.00	94.77	-----	-----	80.39	35.07	11.67	32.36	380	333	AVERAGE																																								
Limit	Margin	Read	Ant	Cable	Preamp	APos	TPos	Remark																																																																										
Freq	Level	Line	(dB)	Level	Factor	Loss	Factor																																																																											
MHz	dBuV/m	dBuV/m	dB	dBuV	dB/m	dB	dB	cm	deg																																																																									
1	5700.00	94.77	-----	-----	80.39	35.07	11.67	32.36	380	333	AVERAGE																																																																							



Mode	18																																																																																																	
	Harmonic																																																																																																	
	U-NII-2C_5.47-5.725_802.11ac VHT20_CH140_5700MHz																																																																																																	
ANT	8																																																																																																	
Pol.	Horizontal	Vertical																																																																																																
Peak Avg	<table border="1"> <thead> <tr> <th>Limit</th> <th>Read</th> <th>Ant</th> <th>Cable</th> <th>Preamp</th> <th>Apos</th> <th>TPos</th> <th>Remark</th> </tr> <tr> <th>Freq</th> <th>Level</th> <th>Line Margin</th> <th>Level</th> <th>Factor</th> <th>Loss Factor</th> <th></th> <th></th> </tr> <tr> <th>MHz</th> <th>dBuV/m</th> <th>dBuV/m</th> <th>dB</th> <th>dBuV</th> <th>dB/m</th> <th>dB</th> <th>dB</th> </tr> </thead> <tbody> <tr> <td>1</td> <td>11400.00</td> <td>47.36</td> <td>74.00</td> <td>-26.64</td> <td>43.58</td> <td>39.72</td> <td>14.78</td> <td>50.72</td> <td>--</td> <td>--</td> <td>Peak</td> </tr> <tr> <td>2</td> <td>17100.00</td> <td>49.86</td> <td>68.30</td> <td>-18.44</td> <td>41.67</td> <td>42.46</td> <td>17.53</td> <td>51.80</td> <td>--</td> <td>--</td> <td>Peak</td> </tr> </tbody> </table>	Limit	Read	Ant	Cable	Preamp	Apos	TPos	Remark	Freq	Level	Line Margin	Level	Factor	Loss Factor			MHz	dBuV/m	dBuV/m	dB	dBuV	dB/m	dB	dB	1	11400.00	47.36	74.00	-26.64	43.58	39.72	14.78	50.72	--	--	Peak	2	17100.00	49.86	68.30	-18.44	41.67	42.46	17.53	51.80	--	--	Peak	<table border="1"> <thead> <tr> <th>Limit</th> <th>Read</th> <th>Ant</th> <th>Cable</th> <th>Preamp</th> <th>Apos</th> <th>TPos</th> <th>Remark</th> </tr> <tr> <th>Freq</th> <th>Level</th> <th>Line Margin</th> <th>Level</th> <th>Factor</th> <th>Loss Factor</th> <th></th> <th></th> </tr> <tr> <th>MHz</th> <th>dBuV/m</th> <th>dBuV/m</th> <th>dB</th> <th>dBuV</th> <th>dB/m</th> <th>dB</th> <th>dB</th> </tr> </thead> <tbody> <tr> <td>1</td> <td>11400.00</td> <td>47.67</td> <td>74.00</td> <td>-26.33</td> <td>43.89</td> <td>39.72</td> <td>14.78</td> <td>50.72</td> <td>--</td> <td>--</td> <td>Peak</td> </tr> <tr> <td>2</td> <td>17100.00</td> <td>49.28</td> <td>68.30</td> <td>-19.02</td> <td>41.09</td> <td>42.46</td> <td>17.53</td> <td>51.80</td> <td>--</td> <td>--</td> <td>Peak</td> </tr> </tbody> </table>	Limit	Read	Ant	Cable	Preamp	Apos	TPos	Remark	Freq	Level	Line Margin	Level	Factor	Loss Factor			MHz	dBuV/m	dBuV/m	dB	dBuV	dB/m	dB	dB	1	11400.00	47.67	74.00	-26.33	43.89	39.72	14.78	50.72	--	--	Peak	2	17100.00	49.28	68.30	-19.02	41.09	42.46	17.53	51.80	--	--	Peak
	Limit	Read	Ant	Cable	Preamp	Apos	TPos	Remark																																																																																										
Freq	Level	Line Margin	Level	Factor	Loss Factor																																																																																													
MHz	dBuV/m	dBuV/m	dB	dBuV	dB/m	dB	dB																																																																																											
1	11400.00	47.36	74.00	-26.64	43.58	39.72	14.78	50.72	--	--	Peak																																																																																							
2	17100.00	49.86	68.30	-18.44	41.67	42.46	17.53	51.80	--	--	Peak																																																																																							
Limit	Read	Ant	Cable	Preamp	Apos	TPos	Remark																																																																																											
Freq	Level	Line Margin	Level	Factor	Loss Factor																																																																																													
MHz	dBuV/m	dBuV/m	dB	dBuV	dB/m	dB	dB																																																																																											
1	11400.00	47.67	74.00	-26.33	43.89	39.72	14.78	50.72	--	--	Peak																																																																																							
2	17100.00	49.28	68.30	-19.02	41.09	42.46	17.53	51.80	--	--	Peak																																																																																							

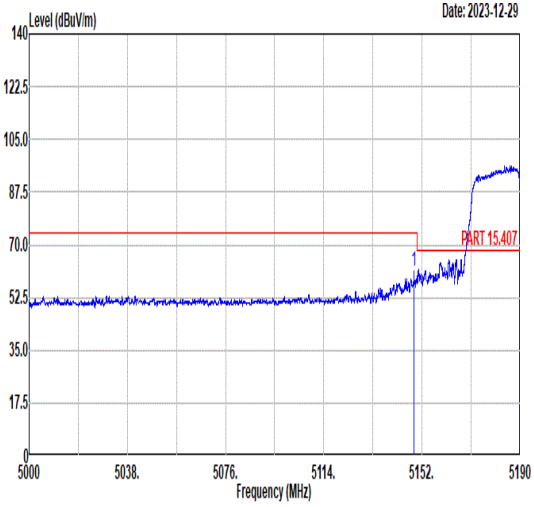
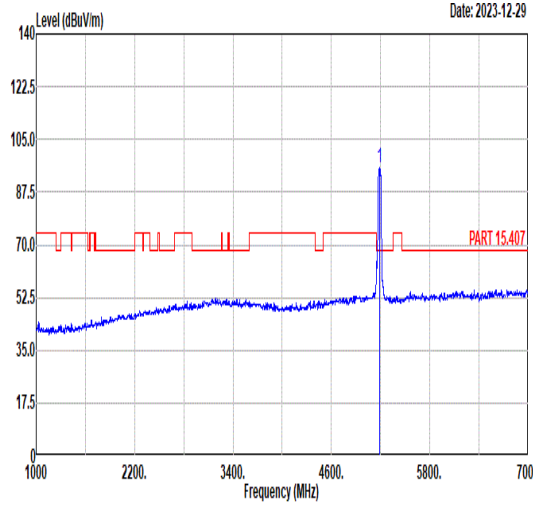
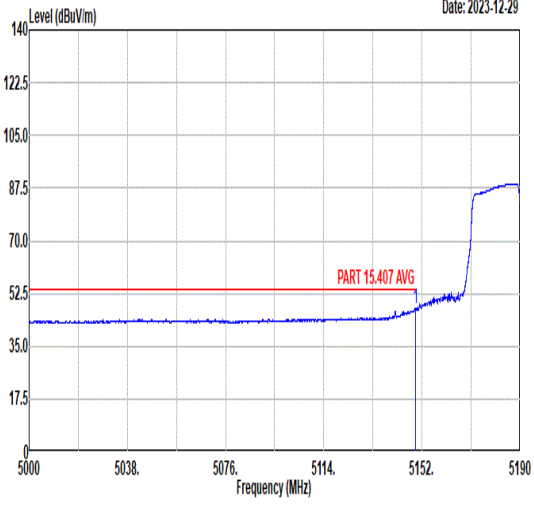
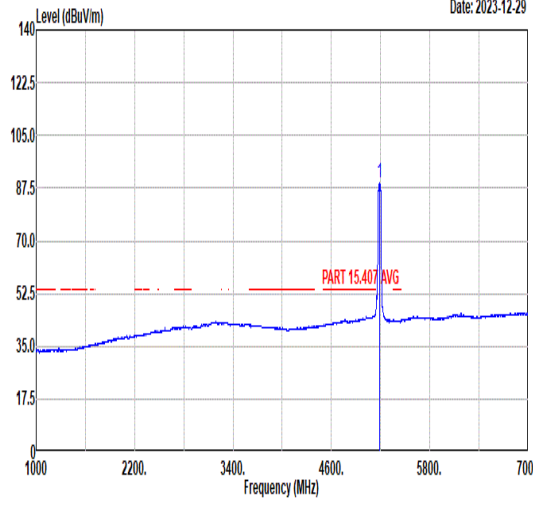


Mode	19																																																																															
	Band Edge - L																																																																															
	U-NII-1_5.15-5.25_802.11ac VHT40_CH38_5190MHz																																																																															
ANT	8																																																																															
Pol.	Horizontal	Fundamental																																																																														
Peak	<table border="1"> <thead> <tr> <th>Limit</th> <th>Margin</th> <th>Read</th> <th>Ant</th> <th>Cable</th> <th>Preamp</th> <th>APos</th> <th>TPos</th> <th>Remark</th> </tr> <tr> <th>Freq</th> <th>Level</th> <th>Line</th> <th>(dB)</th> <th>Level</th> <th>Factor</th> <th>Loss</th> <th>Factor</th> <th></th> </tr> <tr> <th>MHz</th> <th>dBuV/m</th> <th>dBuV/m</th> <th>dBuV</th> <th>dB/m</th> <th>dB</th> <th>dB</th> <th>cm</th> <th>deg</th> </tr> </thead> <tbody> <tr> <td>1</td> <td>5087.88</td> <td>52.89</td> <td>74.00</td> <td>-21.11</td> <td>38.59</td> <td>34.88</td> <td>11.12</td> <td>31.70</td> <td>211</td> <td>356</td> <td>PEAK</td> </tr> </tbody> </table>	Limit	Margin	Read	Ant	Cable	Preamp	APos	TPos	Remark	Freq	Level	Line	(dB)	Level	Factor	Loss	Factor		MHz	dBuV/m	dBuV/m	dBuV	dB/m	dB	dB	cm	deg	1	5087.88	52.89	74.00	-21.11	38.59	34.88	11.12	31.70	211	356	PEAK	<table border="1"> <thead> <tr> <th>Limit</th> <th>Margin</th> <th>Read</th> <th>Ant</th> <th>Cable</th> <th>Preamp</th> <th>APos</th> <th>TPos</th> <th>Remark</th> </tr> <tr> <th>Freq</th> <th>Level</th> <th>Line</th> <th>(dB)</th> <th>Level</th> <th>Factor</th> <th>Loss</th> <th>Factor</th> <th></th> </tr> <tr> <th>MHz</th> <th>dBuV/m</th> <th>dBuV/m</th> <th>dBuV</th> <th>dB/m</th> <th>dB</th> <th>dB</th> <th>cm</th> <th>deg</th> </tr> </thead> <tbody> <tr> <td>1</td> <td>5190.00</td> <td>90.93</td> <td>-----</td> <td>-----</td> <td>76.84</td> <td>34.86</td> <td>11.06</td> <td>31.83</td> <td>211</td> <td>356</td> <td>PEAK</td> </tr> </tbody> </table>	Limit	Margin	Read	Ant	Cable	Preamp	APos	TPos	Remark	Freq	Level	Line	(dB)	Level	Factor	Loss	Factor		MHz	dBuV/m	dBuV/m	dBuV	dB/m	dB	dB	cm	deg	1	5190.00	90.93	-----	-----	76.84	34.86	11.06	31.83	211	356	PEAK
	Limit	Margin	Read	Ant	Cable	Preamp	APos	TPos	Remark																																																																							
Freq	Level	Line	(dB)	Level	Factor	Loss	Factor																																																																									
MHz	dBuV/m	dBuV/m	dBuV	dB/m	dB	dB	cm	deg																																																																								
1	5087.88	52.89	74.00	-21.11	38.59	34.88	11.12	31.70	211	356	PEAK																																																																					
Limit	Margin	Read	Ant	Cable	Preamp	APos	TPos	Remark																																																																								
Freq	Level	Line	(dB)	Level	Factor	Loss	Factor																																																																									
MHz	dBuV/m	dBuV/m	dBuV	dB/m	dB	dB	cm	deg																																																																								
1	5190.00	90.93	-----	-----	76.84	34.86	11.06	31.83	211	356	PEAK																																																																					
Avg	<table border="1"> <thead> <tr> <th>Limit</th> <th>Margin</th> <th>Read</th> <th>Ant</th> <th>Cable</th> <th>Preamp</th> <th>APos</th> <th>TPos</th> <th>Remark</th> </tr> <tr> <th>Freq</th> <th>Level</th> <th>Line</th> <th>(dB)</th> <th>Level</th> <th>Factor</th> <th>Loss</th> <th>Factor</th> <th></th> </tr> <tr> <th>MHz</th> <th>dBuV/m</th> <th>dBuV/m</th> <th>dBuV</th> <th>dB/m</th> <th>dB</th> <th>dB</th> <th>cm</th> <th>deg</th> </tr> </thead> <tbody> <tr> <td>1</td> <td>5146.22</td> <td>43.98</td> <td>54.00</td> <td>-10.02</td> <td>29.80</td> <td>34.87</td> <td>11.09</td> <td>31.78</td> <td>211</td> <td>356</td> <td>AVERAGE</td> </tr> </tbody> </table>	Limit	Margin	Read	Ant	Cable	Preamp	APos	TPos	Remark	Freq	Level	Line	(dB)	Level	Factor	Loss	Factor		MHz	dBuV/m	dBuV/m	dBuV	dB/m	dB	dB	cm	deg	1	5146.22	43.98	54.00	-10.02	29.80	34.87	11.09	31.78	211	356	AVERAGE	<table border="1"> <thead> <tr> <th>Limit</th> <th>Margin</th> <th>Read</th> <th>Ant</th> <th>Cable</th> <th>Preamp</th> <th>APos</th> <th>TPos</th> <th>Remark</th> </tr> <tr> <th>Freq</th> <th>Level</th> <th>Line</th> <th>(dB)</th> <th>Level</th> <th>Factor</th> <th>Loss</th> <th>Factor</th> <th></th> </tr> <tr> <th>MHz</th> <th>dBuV/m</th> <th>dBuV/m</th> <th>dBuV</th> <th>dB/m</th> <th>dB</th> <th>dB</th> <th>cm</th> <th>deg</th> </tr> </thead> <tbody> <tr> <td>1</td> <td>5190.00</td> <td>84.71</td> <td>-----</td> <td>-----</td> <td>70.62</td> <td>34.86</td> <td>11.06</td> <td>31.83</td> <td>211</td> <td>356</td> <td>AVERAGE</td> </tr> </tbody> </table>	Limit	Margin	Read	Ant	Cable	Preamp	APos	TPos	Remark	Freq	Level	Line	(dB)	Level	Factor	Loss	Factor		MHz	dBuV/m	dBuV/m	dBuV	dB/m	dB	dB	cm	deg	1	5190.00	84.71	-----	-----	70.62	34.86	11.06	31.83	211	356	AVERAGE
Limit	Margin	Read	Ant	Cable	Preamp	APos	TPos	Remark																																																																								
Freq	Level	Line	(dB)	Level	Factor	Loss	Factor																																																																									
MHz	dBuV/m	dBuV/m	dBuV	dB/m	dB	dB	cm	deg																																																																								
1	5146.22	43.98	54.00	-10.02	29.80	34.87	11.09	31.78	211	356	AVERAGE																																																																					
Limit	Margin	Read	Ant	Cable	Preamp	APos	TPos	Remark																																																																								
Freq	Level	Line	(dB)	Level	Factor	Loss	Factor																																																																									
MHz	dBuV/m	dBuV/m	dBuV	dB/m	dB	dB	cm	deg																																																																								
1	5190.00	84.71	-----	-----	70.62	34.86	11.06	31.83	211	356	AVERAGE																																																																					



Mode	19																																					
	Band Edge - R																																					
	U-NII-1_5.15-5.25_802.11ac VHT40_CH38_5190MHz																																					
ANT	8																																					
Pol.	Horizontal	Fundamental																																				
Peak	<table border="1"> <thead> <tr> <th>Limit</th> <th>Margin</th> <th>Read</th> <th>Ant</th> <th>Cable</th> <th>Preamp</th> <th>APos</th> <th>TPos</th> <th>Remark</th> </tr> <tr> <th>Freq</th> <th>Level</th> <th>Line</th> <th>(dB)</th> <th>Level</th> <th>Factor</th> <th>Loss</th> <th>Factor</th> <th></th> </tr> <tr> <th>MHz</th> <th>dBuV/m</th> <th>dBuV/m</th> <th>dBuV</th> <th>dB/m</th> <th>dB</th> <th>dB</th> <th>cm</th> <th>deg</th> </tr> </thead> <tbody> <tr> <td>1 5442.59</td> <td>51.73</td> <td>74.00</td> <td>-22.27</td> <td>38.01</td> <td>34.81</td> <td>11.05</td> <td>32.14</td> <td>211 356 PEAK</td> </tr> </tbody> </table>	Limit	Margin	Read	Ant	Cable	Preamp	APos	TPos	Remark	Freq	Level	Line	(dB)	Level	Factor	Loss	Factor		MHz	dBuV/m	dBuV/m	dBuV	dB/m	dB	dB	cm	deg	1 5442.59	51.73	74.00	-22.27	38.01	34.81	11.05	32.14	211 356 PEAK	Blank
Limit	Margin	Read	Ant	Cable	Preamp	APos	TPos	Remark																														
Freq	Level	Line	(dB)	Level	Factor	Loss	Factor																															
MHz	dBuV/m	dBuV/m	dBuV	dB/m	dB	dB	cm	deg																														
1 5442.59	51.73	74.00	-22.27	38.01	34.81	11.05	32.14	211 356 PEAK																														
Avg	<table border="1"> <thead> <tr> <th>Limit</th> <th>Margin</th> <th>Read</th> <th>Ant</th> <th>Cable</th> <th>Preamp</th> <th>APos</th> <th>TPos</th> <th>Remark</th> </tr> <tr> <th>Freq</th> <th>Level</th> <th>Line</th> <th>(dB)</th> <th>Level</th> <th>Factor</th> <th>Loss</th> <th>Factor</th> <th></th> </tr> <tr> <th>MHz</th> <th>dBuV/m</th> <th>dBuV/m</th> <th>dBuV</th> <th>dB/m</th> <th>dB</th> <th>dB</th> <th>cm</th> <th>deg</th> </tr> </thead> <tbody> <tr> <td>1 5359.18</td> <td>42.78</td> <td>54.00</td> <td>-11.22</td> <td>29.05</td> <td>34.83</td> <td>10.94</td> <td>32.04</td> <td>211 356 AVERAGE</td> </tr> </tbody> </table>	Limit	Margin	Read	Ant	Cable	Preamp	APos	TPos	Remark	Freq	Level	Line	(dB)	Level	Factor	Loss	Factor		MHz	dBuV/m	dBuV/m	dBuV	dB/m	dB	dB	cm	deg	1 5359.18	42.78	54.00	-11.22	29.05	34.83	10.94	32.04	211 356 AVERAGE	Blank
Limit	Margin	Read	Ant	Cable	Preamp	APos	TPos	Remark																														
Freq	Level	Line	(dB)	Level	Factor	Loss	Factor																															
MHz	dBuV/m	dBuV/m	dBuV	dB/m	dB	dB	cm	deg																														
1 5359.18	42.78	54.00	-11.22	29.05	34.83	10.94	32.04	211 356 AVERAGE																														



Mode	19																																																																															
	Band Edge - L																																																																															
	U-NII-1_5.15-5.25_802.11ac VHT40_CH38_5190MHz																																																																															
ANT	8																																																																															
Pol.	Vertical	Fundamental																																																																														
Peak	 <p>Date: 2023-12-29</p> <table border="1"> <thead> <tr> <th>Limit</th> <th>Margin</th> <th>Read</th> <th>Ant</th> <th>Cable</th> <th>Preamp</th> <th>APos</th> <th>TPos</th> <th>Remark</th> </tr> <tr> <th>Freq</th> <th>Level</th> <th>Line</th> <th>(dB)</th> <th>Level</th> <th>Factor</th> <th>Loss</th> <th>Factor</th> <th></th> </tr> <tr> <th>MHz</th> <th>dBuV/m</th> <th>dBuV/m</th> <th>dB</th> <th>dBuV</th> <th>dB/m</th> <th>dB</th> <th>dB</th> <th>cm</th> <th>deg</th> </tr> </thead> <tbody> <tr> <td>1</td> <td>5148.88</td> <td>61.31</td> <td>74.00</td> <td>-12.69</td> <td>47.13</td> <td>34.87</td> <td>11.09</td> <td>31.78</td> <td>396</td> <td>327 PEAK</td> </tr> </tbody> </table>	Limit	Margin	Read	Ant	Cable	Preamp	APos	TPos	Remark	Freq	Level	Line	(dB)	Level	Factor	Loss	Factor		MHz	dBuV/m	dBuV/m	dB	dBuV	dB/m	dB	dB	cm	deg	1	5148.88	61.31	74.00	-12.69	47.13	34.87	11.09	31.78	396	327 PEAK	 <p>Date: 2023-12-29</p> <table border="1"> <thead> <tr> <th>Limit</th> <th>Margin</th> <th>Read</th> <th>Ant</th> <th>Cable</th> <th>Preamp</th> <th>APos</th> <th>TPos</th> <th>Remark</th> </tr> <tr> <th>Freq</th> <th>Level</th> <th>Line</th> <th>(dB)</th> <th>Level</th> <th>Factor</th> <th>Loss</th> <th>Factor</th> <th></th> </tr> <tr> <th>MHz</th> <th>dBuV/m</th> <th>dBuV/m</th> <th>dB</th> <th>dBuV</th> <th>dB/m</th> <th>dB</th> <th>dB</th> <th>cm</th> <th>deg</th> </tr> </thead> <tbody> <tr> <td>1</td> <td>5190.00</td> <td>95.60</td> <td>-----</td> <td>-----</td> <td>81.49</td> <td>34.86</td> <td>11.07</td> <td>31.82</td> <td>396</td> <td>327 PEAK</td> </tr> </tbody> </table>	Limit	Margin	Read	Ant	Cable	Preamp	APos	TPos	Remark	Freq	Level	Line	(dB)	Level	Factor	Loss	Factor		MHz	dBuV/m	dBuV/m	dB	dBuV	dB/m	dB	dB	cm	deg	1	5190.00	95.60	-----	-----	81.49	34.86	11.07	31.82	396	327 PEAK
	Limit	Margin	Read	Ant	Cable	Preamp	APos	TPos	Remark																																																																							
Freq	Level	Line	(dB)	Level	Factor	Loss	Factor																																																																									
MHz	dBuV/m	dBuV/m	dB	dBuV	dB/m	dB	dB	cm	deg																																																																							
1	5148.88	61.31	74.00	-12.69	47.13	34.87	11.09	31.78	396	327 PEAK																																																																						
Limit	Margin	Read	Ant	Cable	Preamp	APos	TPos	Remark																																																																								
Freq	Level	Line	(dB)	Level	Factor	Loss	Factor																																																																									
MHz	dBuV/m	dBuV/m	dB	dBuV	dB/m	dB	dB	cm	deg																																																																							
1	5190.00	95.60	-----	-----	81.49	34.86	11.07	31.82	396	327 PEAK																																																																						
Avg	 <p>Date: 2023-12-29</p> <table border="1"> <thead> <tr> <th>Limit</th> <th>Margin</th> <th>Read</th> <th>Ant</th> <th>Cable</th> <th>Preamp</th> <th>APos</th> <th>TPos</th> <th>Remark</th> </tr> <tr> <th>Freq</th> <th>Level</th> <th>Line</th> <th>(dB)</th> <th>Level</th> <th>Factor</th> <th>Loss</th> <th>Factor</th> <th></th> </tr> <tr> <th>MHz</th> <th>dBuV/m</th> <th>dBuV/m</th> <th>dB</th> <th>dBuV</th> <th>dB/m</th> <th>dB</th> <th>dB</th> <th>cm</th> <th>deg</th> </tr> </thead> <tbody> <tr> <td>1</td> <td>5149.44</td> <td>47.71</td> <td>54.00</td> <td>-6.29</td> <td>33.53</td> <td>34.87</td> <td>11.09</td> <td>31.78</td> <td>396</td> <td>327 AVERAGE</td> </tr> </tbody> </table>	Limit	Margin	Read	Ant	Cable	Preamp	APos	TPos	Remark	Freq	Level	Line	(dB)	Level	Factor	Loss	Factor		MHz	dBuV/m	dBuV/m	dB	dBuV	dB/m	dB	dB	cm	deg	1	5149.44	47.71	54.00	-6.29	33.53	34.87	11.09	31.78	396	327 AVERAGE	 <p>Date: 2023-12-29</p> <table border="1"> <thead> <tr> <th>Limit</th> <th>Margin</th> <th>Read</th> <th>Ant</th> <th>Cable</th> <th>Preamp</th> <th>APos</th> <th>TPos</th> <th>Remark</th> </tr> <tr> <th>Freq</th> <th>Level</th> <th>Line</th> <th>(dB)</th> <th>Level</th> <th>Factor</th> <th>Loss</th> <th>Factor</th> <th></th> </tr> <tr> <th>MHz</th> <th>dBuV/m</th> <th>dBuV/m</th> <th>dB</th> <th>dBuV</th> <th>dB/m</th> <th>dB</th> <th>dB</th> <th>cm</th> <th>deg</th> </tr> </thead> <tbody> <tr> <td>1</td> <td>5190.00</td> <td>89.11</td> <td>-----</td> <td>-----</td> <td>75.02</td> <td>34.86</td> <td>11.06</td> <td>31.83</td> <td>396</td> <td>327 AVERAGE</td> </tr> </tbody> </table>	Limit	Margin	Read	Ant	Cable	Preamp	APos	TPos	Remark	Freq	Level	Line	(dB)	Level	Factor	Loss	Factor		MHz	dBuV/m	dBuV/m	dB	dBuV	dB/m	dB	dB	cm	deg	1	5190.00	89.11	-----	-----	75.02	34.86	11.06	31.83	396	327 AVERAGE
Limit	Margin	Read	Ant	Cable	Preamp	APos	TPos	Remark																																																																								
Freq	Level	Line	(dB)	Level	Factor	Loss	Factor																																																																									
MHz	dBuV/m	dBuV/m	dB	dBuV	dB/m	dB	dB	cm	deg																																																																							
1	5149.44	47.71	54.00	-6.29	33.53	34.87	11.09	31.78	396	327 AVERAGE																																																																						
Limit	Margin	Read	Ant	Cable	Preamp	APos	TPos	Remark																																																																								
Freq	Level	Line	(dB)	Level	Factor	Loss	Factor																																																																									
MHz	dBuV/m	dBuV/m	dB	dBuV	dB/m	dB	dB	cm	deg																																																																							
1	5190.00	89.11	-----	-----	75.02	34.86	11.06	31.83	396	327 AVERAGE																																																																						



Mode	19																																									
	Band Edge - R																																									
	U-NII-1_5.15-5.25_802.11ac VHT40_CH38_5190MHz																																									
ANT	8																																									
Pol.	Vertical	Fundamental																																								
Peak	<p>Date: 2023-12-29</p> <table border="1"> <thead> <tr> <th>Limit</th> <th>Margin</th> <th>Read</th> <th>Ant</th> <th>Cable</th> <th>Preamp</th> <th>APos</th> <th>TPos</th> <th>Remark</th> </tr> <tr> <th>Freq</th> <th>Level</th> <th>Line</th> <th>(dB)</th> <th>Level</th> <th>Factor</th> <th>Loss</th> <th>Factor</th> <th></th> </tr> <tr> <th>MHz</th> <th>dBuV/m</th> <th>dBuV/m</th> <th>dB</th> <th>dBuV</th> <th>dB/m</th> <th>dB</th> <th>dB</th> <th>cm</th> <th>deg</th> </tr> </thead> <tbody> <tr> <td>1</td> <td>5362.94</td> <td>52.57</td> <td>74.00</td> <td>-21.43</td> <td>38.86</td> <td>34.83</td> <td>10.93</td> <td>32.05</td> <td>396</td> <td>327</td> <td>PEAK</td> </tr> </tbody> </table>	Limit	Margin	Read	Ant	Cable	Preamp	APos	TPos	Remark	Freq	Level	Line	(dB)	Level	Factor	Loss	Factor		MHz	dBuV/m	dBuV/m	dB	dBuV	dB/m	dB	dB	cm	deg	1	5362.94	52.57	74.00	-21.43	38.86	34.83	10.93	32.05	396	327	PEAK	Blank
Limit	Margin	Read	Ant	Cable	Preamp	APos	TPos	Remark																																		
Freq	Level	Line	(dB)	Level	Factor	Loss	Factor																																			
MHz	dBuV/m	dBuV/m	dB	dBuV	dB/m	dB	dB	cm	deg																																	
1	5362.94	52.57	74.00	-21.43	38.86	34.83	10.93	32.05	396	327	PEAK																															
Avg	<p>Date: 2023-12-29</p> <table border="1"> <thead> <tr> <th>Limit</th> <th>Margin</th> <th>Read</th> <th>Ant</th> <th>Cable</th> <th>Preamp</th> <th>APos</th> <th>TPos</th> <th>Remark</th> </tr> <tr> <th>Freq</th> <th>Level</th> <th>Line</th> <th>(dB)</th> <th>Level</th> <th>Factor</th> <th>Loss</th> <th>Factor</th> <th></th> </tr> <tr> <th>MHz</th> <th>dBuV/m</th> <th>dBuV/m</th> <th>dB</th> <th>dBuV</th> <th>dB/m</th> <th>dB</th> <th>dB</th> <th>cm</th> <th>deg</th> </tr> </thead> <tbody> <tr> <td>1</td> <td>5369.69</td> <td>42.77</td> <td>54.00</td> <td>-11.23</td> <td>29.06</td> <td>34.83</td> <td>10.93</td> <td>32.05</td> <td>396</td> <td>327</td> <td>AVERAGE</td> </tr> </tbody> </table>	Limit	Margin	Read	Ant	Cable	Preamp	APos	TPos	Remark	Freq	Level	Line	(dB)	Level	Factor	Loss	Factor		MHz	dBuV/m	dBuV/m	dB	dBuV	dB/m	dB	dB	cm	deg	1	5369.69	42.77	54.00	-11.23	29.06	34.83	10.93	32.05	396	327	AVERAGE	Blank
Limit	Margin	Read	Ant	Cable	Preamp	APos	TPos	Remark																																		
Freq	Level	Line	(dB)	Level	Factor	Loss	Factor																																			
MHz	dBuV/m	dBuV/m	dB	dBuV	dB/m	dB	dB	cm	deg																																	
1	5369.69	42.77	54.00	-11.23	29.06	34.83	10.93	32.05	396	327	AVERAGE																															



Mode	20																																																																															
	Band Edge - L																																																																															
	U-NII-1_5.15-5.25_802.11ac VHT40_CH46_5230MHz																																																																															
ANT	8																																																																															
Pol.	Horizontal	Fundamental																																																																														
Peak	<table border="1"> <thead> <tr> <th>Limit</th> <th>Margin</th> <th>Read</th> <th>Ant</th> <th>Cable</th> <th>Preamp</th> <th>APos</th> <th>TPos</th> <th>Remark</th> </tr> <tr> <th>Freq</th> <th>Level</th> <th>Line</th> <th>(dB)</th> <th>Level</th> <th>Factor</th> <th>Loss</th> <th>Factor</th> <th></th> </tr> <tr> <th>MHz</th> <th>dBuV/m</th> <th>dBuV/m</th> <th>dB</th> <th>dB/m</th> <th>dB</th> <th>dB</th> <th>cm</th> <th>deg</th> </tr> </thead> <tbody> <tr> <td>1</td> <td>5010.86</td> <td>53.04</td> <td>74.00</td> <td>-20.96</td> <td>38.59</td> <td>34.90</td> <td>11.16</td> <td>31.61</td> <td>212</td> <td>353</td> <td>PEAK</td> </tr> </tbody> </table>	Limit	Margin	Read	Ant	Cable	Preamp	APos	TPos	Remark	Freq	Level	Line	(dB)	Level	Factor	Loss	Factor		MHz	dBuV/m	dBuV/m	dB	dB/m	dB	dB	cm	deg	1	5010.86	53.04	74.00	-20.96	38.59	34.90	11.16	31.61	212	353	PEAK	<table border="1"> <thead> <tr> <th>Limit</th> <th>Margin</th> <th>Read</th> <th>Ant</th> <th>Cable</th> <th>Preamp</th> <th>APos</th> <th>TPos</th> <th>Remark</th> </tr> <tr> <th>Freq</th> <th>Level</th> <th>Line</th> <th>(dB)</th> <th>Level</th> <th>Factor</th> <th>Loss</th> <th>Factor</th> <th></th> </tr> <tr> <th>MHz</th> <th>dBuV/m</th> <th>dBuV/m</th> <th>dB</th> <th>dB/m</th> <th>dB</th> <th>dB</th> <th>cm</th> <th>deg</th> </tr> </thead> <tbody> <tr> <td>1</td> <td>5230.00</td> <td>96.98</td> <td>-----</td> <td>-----</td> <td>82.97</td> <td>34.85</td> <td>11.04</td> <td>31.88</td> <td>212</td> <td>353</td> <td>PEAK</td> </tr> </tbody> </table>	Limit	Margin	Read	Ant	Cable	Preamp	APos	TPos	Remark	Freq	Level	Line	(dB)	Level	Factor	Loss	Factor		MHz	dBuV/m	dBuV/m	dB	dB/m	dB	dB	cm	deg	1	5230.00	96.98	-----	-----	82.97	34.85	11.04	31.88	212	353	PEAK
	Limit	Margin	Read	Ant	Cable	Preamp	APos	TPos	Remark																																																																							
Freq	Level	Line	(dB)	Level	Factor	Loss	Factor																																																																									
MHz	dBuV/m	dBuV/m	dB	dB/m	dB	dB	cm	deg																																																																								
1	5010.86	53.04	74.00	-20.96	38.59	34.90	11.16	31.61	212	353	PEAK																																																																					
Limit	Margin	Read	Ant	Cable	Preamp	APos	TPos	Remark																																																																								
Freq	Level	Line	(dB)	Level	Factor	Loss	Factor																																																																									
MHz	dBuV/m	dBuV/m	dB	dB/m	dB	dB	cm	deg																																																																								
1	5230.00	96.98	-----	-----	82.97	34.85	11.04	31.88	212	353	PEAK																																																																					
Avg	<table border="1"> <thead> <tr> <th>Limit</th> <th>Margin</th> <th>Read</th> <th>Ant</th> <th>Cable</th> <th>Preamp</th> <th>APos</th> <th>TPos</th> <th>Remark</th> </tr> <tr> <th>Freq</th> <th>Level</th> <th>Line</th> <th>(dB)</th> <th>Level</th> <th>Factor</th> <th>Loss</th> <th>Factor</th> <th></th> </tr> <tr> <th>MHz</th> <th>dBuV/m</th> <th>dBuV/m</th> <th>dB</th> <th>dB/m</th> <th>dB</th> <th>dB</th> <th>cm</th> <th>deg</th> </tr> </thead> <tbody> <tr> <td>1</td> <td>5148.26</td> <td>43.77</td> <td>54.00</td> <td>-10.23</td> <td>29.59</td> <td>34.87</td> <td>11.09</td> <td>31.78</td> <td>212</td> <td>353</td> <td>AVERAGE</td> </tr> </tbody> </table>	Limit	Margin	Read	Ant	Cable	Preamp	APos	TPos	Remark	Freq	Level	Line	(dB)	Level	Factor	Loss	Factor		MHz	dBuV/m	dBuV/m	dB	dB/m	dB	dB	cm	deg	1	5148.26	43.77	54.00	-10.23	29.59	34.87	11.09	31.78	212	353	AVERAGE	<table border="1"> <thead> <tr> <th>Limit</th> <th>Margin</th> <th>Read</th> <th>Ant</th> <th>Cable</th> <th>Preamp</th> <th>APos</th> <th>TPos</th> <th>Remark</th> </tr> <tr> <th>Freq</th> <th>Level</th> <th>Line</th> <th>(dB)</th> <th>Level</th> <th>Factor</th> <th>Loss</th> <th>Factor</th> <th></th> </tr> <tr> <th>MHz</th> <th>dBuV/m</th> <th>dBuV/m</th> <th>dB</th> <th>dB/m</th> <th>dB</th> <th>dB</th> <th>cm</th> <th>deg</th> </tr> </thead> <tbody> <tr> <td>1</td> <td>5230.00</td> <td>90.16</td> <td>-----</td> <td>-----</td> <td>76.15</td> <td>34.85</td> <td>11.04</td> <td>31.88</td> <td>212</td> <td>353</td> <td>AVERAGE</td> </tr> </tbody> </table>	Limit	Margin	Read	Ant	Cable	Preamp	APos	TPos	Remark	Freq	Level	Line	(dB)	Level	Factor	Loss	Factor		MHz	dBuV/m	dBuV/m	dB	dB/m	dB	dB	cm	deg	1	5230.00	90.16	-----	-----	76.15	34.85	11.04	31.88	212	353	AVERAGE
Limit	Margin	Read	Ant	Cable	Preamp	APos	TPos	Remark																																																																								
Freq	Level	Line	(dB)	Level	Factor	Loss	Factor																																																																									
MHz	dBuV/m	dBuV/m	dB	dB/m	dB	dB	cm	deg																																																																								
1	5148.26	43.77	54.00	-10.23	29.59	34.87	11.09	31.78	212	353	AVERAGE																																																																					
Limit	Margin	Read	Ant	Cable	Preamp	APos	TPos	Remark																																																																								
Freq	Level	Line	(dB)	Level	Factor	Loss	Factor																																																																									
MHz	dBuV/m	dBuV/m	dB	dB/m	dB	dB	cm	deg																																																																								
1	5230.00	90.16	-----	-----	76.15	34.85	11.04	31.88	212	353	AVERAGE																																																																					



Mode	20																																									
	Band Edge - R																																									
	U-NII-1_5.15-5.25_802.11ac VHT40_CH46_5230MHz																																									
ANT	8																																									
Pol.	Horizontal	Fundamental																																								
Peak	<p>Date: 2023-12-29</p> <table border="1"> <thead> <tr> <th>Limit</th> <th>Margin</th> <th>Read</th> <th>Ant</th> <th>Cable</th> <th>Preamp</th> <th>APos</th> <th>TPos</th> <th>Remark</th> </tr> <tr> <th>Freq</th> <th>Level</th> <th>Line</th> <th>(dB)</th> <th>Level</th> <th>Factor</th> <th>Loss</th> <th>Factor</th> <th></th> </tr> <tr> <th>MHz</th> <th>dBuV/m</th> <th>dBuV/m</th> <th>dB</th> <th>dBuV</th> <th>dB/m</th> <th>dB</th> <th>dB</th> <th>cm</th> <th>deg</th> </tr> </thead> <tbody> <tr> <td>1</td> <td>5422.63</td> <td>52.00</td> <td>74.00</td> <td>-22.00</td> <td>38.34</td> <td>34.82</td> <td>10.96</td> <td>32.12</td> <td>212</td> <td>353</td> <td>PEAK</td> </tr> </tbody> </table>	Limit	Margin	Read	Ant	Cable	Preamp	APos	TPos	Remark	Freq	Level	Line	(dB)	Level	Factor	Loss	Factor		MHz	dBuV/m	dBuV/m	dB	dBuV	dB/m	dB	dB	cm	deg	1	5422.63	52.00	74.00	-22.00	38.34	34.82	10.96	32.12	212	353	PEAK	Blank
Limit	Margin	Read	Ant	Cable	Preamp	APos	TPos	Remark																																		
Freq	Level	Line	(dB)	Level	Factor	Loss	Factor																																			
MHz	dBuV/m	dBuV/m	dB	dBuV	dB/m	dB	dB	cm	deg																																	
1	5422.63	52.00	74.00	-22.00	38.34	34.82	10.96	32.12	212	353	PEAK																															
Avg	<p>Date: 2023-12-29</p> <table border="1"> <thead> <tr> <th>Limit</th> <th>Margin</th> <th>Read</th> <th>Ant</th> <th>Cable</th> <th>Preamp</th> <th>APos</th> <th>TPos</th> <th>Remark</th> </tr> <tr> <th>Freq</th> <th>Level</th> <th>Line</th> <th>(dB)</th> <th>Level</th> <th>Factor</th> <th>Loss</th> <th>Factor</th> <th></th> </tr> <tr> <th>MHz</th> <th>dBuV/m</th> <th>dBuV/m</th> <th>dB</th> <th>dBuV</th> <th>dB/m</th> <th>dB</th> <th>dB</th> <th>cm</th> <th>deg</th> </tr> </thead> <tbody> <tr> <td>1</td> <td>5428.63</td> <td>42.75</td> <td>54.00</td> <td>-11.25</td> <td>29.08</td> <td>34.81</td> <td>10.99</td> <td>32.13</td> <td>212</td> <td>353</td> <td>AVERAGE</td> </tr> </tbody> </table>	Limit	Margin	Read	Ant	Cable	Preamp	APos	TPos	Remark	Freq	Level	Line	(dB)	Level	Factor	Loss	Factor		MHz	dBuV/m	dBuV/m	dB	dBuV	dB/m	dB	dB	cm	deg	1	5428.63	42.75	54.00	-11.25	29.08	34.81	10.99	32.13	212	353	AVERAGE	Blank
Limit	Margin	Read	Ant	Cable	Preamp	APos	TPos	Remark																																		
Freq	Level	Line	(dB)	Level	Factor	Loss	Factor																																			
MHz	dBuV/m	dBuV/m	dB	dBuV	dB/m	dB	dB	cm	deg																																	
1	5428.63	42.75	54.00	-11.25	29.08	34.81	10.99	32.13	212	353	AVERAGE																															



Mode	20																																																																																	
	Band Edge - L																																																																																	
	U-NII-1_5.15-5.25_802.11ac VHT40_CH46_5230MHz																																																																																	
ANT	8																																																																																	
Pol.	Vertical	Fundamental																																																																																
Peak	<table border="1"> <thead> <tr> <th>Limit</th> <th>Margin</th> <th>Read</th> <th>Ant</th> <th>Cable</th> <th>Preamp</th> <th>APos</th> <th>TPos</th> <th>Remark</th> </tr> <tr> <th>Freq</th> <th>Level</th> <th>Line</th> <th>(dB)</th> <th>Level</th> <th>Factor</th> <th>Loss Factor</th> <th></th> <th></th> </tr> <tr> <th>MHz</th> <th>dBuV/m</th> <th>dBuV/m</th> <th>dB</th> <th>dBuV</th> <th>dB/m</th> <th>dB</th> <th>dB</th> <th>cm</th> <th>deg</th> </tr> </thead> <tbody> <tr> <td>1</td> <td>5149.85</td> <td>54.85</td> <td>74.00</td> <td>-19.15</td> <td>40.67</td> <td>34.87</td> <td>11.09</td> <td>31.78</td> <td>384</td> <td>345</td> <td>PEAK</td> </tr> </tbody> </table>	Limit	Margin	Read	Ant	Cable	Preamp	APos	TPos	Remark	Freq	Level	Line	(dB)	Level	Factor	Loss Factor			MHz	dBuV/m	dBuV/m	dB	dBuV	dB/m	dB	dB	cm	deg	1	5149.85	54.85	74.00	-19.15	40.67	34.87	11.09	31.78	384	345	PEAK	<table border="1"> <thead> <tr> <th>Limit</th> <th>Margin</th> <th>Read</th> <th>Ant</th> <th>Cable</th> <th>Preamp</th> <th>APos</th> <th>TPos</th> <th>Remark</th> </tr> <tr> <th>Freq</th> <th>Level</th> <th>Line</th> <th>(dB)</th> <th>Level</th> <th>Factor</th> <th>Loss Factor</th> <th></th> <th></th> </tr> <tr> <th>MHz</th> <th>dBuV/m</th> <th>dBuV/m</th> <th>dB</th> <th>dBuV</th> <th>dB/m</th> <th>dB</th> <th>dB</th> <th>cm</th> <th>deg</th> </tr> </thead> <tbody> <tr> <td>1</td> <td>5230.00</td> <td>101.61</td> <td>-----</td> <td>-----</td> <td>87.60</td> <td>34.85</td> <td>11.04</td> <td>31.88</td> <td>384</td> <td>345</td> <td>PEAK</td> </tr> </tbody> </table>	Limit	Margin	Read	Ant	Cable	Preamp	APos	TPos	Remark	Freq	Level	Line	(dB)	Level	Factor	Loss Factor			MHz	dBuV/m	dBuV/m	dB	dBuV	dB/m	dB	dB	cm	deg	1	5230.00	101.61	-----	-----	87.60	34.85	11.04	31.88	384	345	PEAK
	Limit	Margin	Read	Ant	Cable	Preamp	APos	TPos	Remark																																																																									
Freq	Level	Line	(dB)	Level	Factor	Loss Factor																																																																												
MHz	dBuV/m	dBuV/m	dB	dBuV	dB/m	dB	dB	cm	deg																																																																									
1	5149.85	54.85	74.00	-19.15	40.67	34.87	11.09	31.78	384	345	PEAK																																																																							
Limit	Margin	Read	Ant	Cable	Preamp	APos	TPos	Remark																																																																										
Freq	Level	Line	(dB)	Level	Factor	Loss Factor																																																																												
MHz	dBuV/m	dBuV/m	dB	dBuV	dB/m	dB	dB	cm	deg																																																																									
1	5230.00	101.61	-----	-----	87.60	34.85	11.04	31.88	384	345	PEAK																																																																							
Avg	<table border="1"> <thead> <tr> <th>Limit</th> <th>Margin</th> <th>Read</th> <th>Ant</th> <th>Cable</th> <th>Preamp</th> <th>APos</th> <th>TPos</th> <th>Remark</th> </tr> <tr> <th>Freq</th> <th>Level</th> <th>Line</th> <th>(dB)</th> <th>Level</th> <th>Factor</th> <th>Loss Factor</th> <th></th> <th></th> </tr> <tr> <th>MHz</th> <th>dBuV/m</th> <th>dBuV/m</th> <th>dB</th> <th>dBuV</th> <th>dB/m</th> <th>dB</th> <th>dB</th> <th>cm</th> <th>deg</th> </tr> </thead> <tbody> <tr> <td>1</td> <td>5148.47</td> <td>44.99</td> <td>54.00</td> <td>-9.01</td> <td>30.81</td> <td>34.87</td> <td>11.09</td> <td>31.78</td> <td>384</td> <td>345</td> <td>AVERAGE</td> </tr> </tbody> </table>	Limit	Margin	Read	Ant	Cable	Preamp	APos	TPos	Remark	Freq	Level	Line	(dB)	Level	Factor	Loss Factor			MHz	dBuV/m	dBuV/m	dB	dBuV	dB/m	dB	dB	cm	deg	1	5148.47	44.99	54.00	-9.01	30.81	34.87	11.09	31.78	384	345	AVERAGE	<table border="1"> <thead> <tr> <th>Limit</th> <th>Margin</th> <th>Read</th> <th>Ant</th> <th>Cable</th> <th>Preamp</th> <th>APos</th> <th>TPos</th> <th>Remark</th> </tr> <tr> <th>Freq</th> <th>Level</th> <th>Line</th> <th>(dB)</th> <th>Level</th> <th>Factor</th> <th>Loss Factor</th> <th></th> <th></th> </tr> <tr> <th>MHz</th> <th>dBuV/m</th> <th>dBuV/m</th> <th>dB</th> <th>dBuV</th> <th>dB/m</th> <th>dB</th> <th>dB</th> <th>cm</th> <th>deg</th> </tr> </thead> <tbody> <tr> <td>1</td> <td>5230.00</td> <td>95.11</td> <td>-----</td> <td>-----</td> <td>81.10</td> <td>34.85</td> <td>11.04</td> <td>31.88</td> <td>384</td> <td>345</td> <td>AVERAGE</td> </tr> </tbody> </table>	Limit	Margin	Read	Ant	Cable	Preamp	APos	TPos	Remark	Freq	Level	Line	(dB)	Level	Factor	Loss Factor			MHz	dBuV/m	dBuV/m	dB	dBuV	dB/m	dB	dB	cm	deg	1	5230.00	95.11	-----	-----	81.10	34.85	11.04	31.88	384	345	AVERAGE
Limit	Margin	Read	Ant	Cable	Preamp	APos	TPos	Remark																																																																										
Freq	Level	Line	(dB)	Level	Factor	Loss Factor																																																																												
MHz	dBuV/m	dBuV/m	dB	dBuV	dB/m	dB	dB	cm	deg																																																																									
1	5148.47	44.99	54.00	-9.01	30.81	34.87	11.09	31.78	384	345	AVERAGE																																																																							
Limit	Margin	Read	Ant	Cable	Preamp	APos	TPos	Remark																																																																										
Freq	Level	Line	(dB)	Level	Factor	Loss Factor																																																																												
MHz	dBuV/m	dBuV/m	dB	dBuV	dB/m	dB	dB	cm	deg																																																																									
1	5230.00	95.11	-----	-----	81.10	34.85	11.04	31.88	384	345	AVERAGE																																																																							



Mode	20																																					
	Band Edge - R																																					
	U-NII-1_5.15-5.25_802.11ac VHT40_CH46_5230MHz																																					
ANT	8																																					
Pol.	Vertical	Fundamental																																				
Peak	<table border="1"> <thead> <tr> <th>Limit</th> <th>Margin</th> <th>Read</th> <th>Ant</th> <th>Cable</th> <th>Preamp</th> <th>APos</th> <th>TPos</th> </tr> <tr> <th>Freq</th> <th>Level</th> <th>Line</th> <th>(dB)</th> <th>Level</th> <th>Factor</th> <th>Loss</th> <th>Factor</th> </tr> <tr> <th>MHz</th> <th>dBuV/m</th> <th>dBuV/m</th> <th>dB</th> <th>dB/m</th> <th>dB</th> <th>dB</th> <th>cm</th> </tr> </thead> <tbody> <tr> <td>1</td> <td>5352.48</td> <td>52.56</td> <td>74.00</td> <td>-21.44</td> <td>38.82</td> <td>34.83</td> <td>10.94</td> <td>32.03</td> <td>384</td> <td>345</td> <td>PEAK</td> </tr> </tbody> </table>	Limit	Margin	Read	Ant	Cable	Preamp	APos	TPos	Freq	Level	Line	(dB)	Level	Factor	Loss	Factor	MHz	dBuV/m	dBuV/m	dB	dB/m	dB	dB	cm	1	5352.48	52.56	74.00	-21.44	38.82	34.83	10.94	32.03	384	345	PEAK	Blank
Limit	Margin	Read	Ant	Cable	Preamp	APos	TPos																															
Freq	Level	Line	(dB)	Level	Factor	Loss	Factor																															
MHz	dBuV/m	dBuV/m	dB	dB/m	dB	dB	cm																															
1	5352.48	52.56	74.00	-21.44	38.82	34.83	10.94	32.03	384	345	PEAK																											
Avg	<table border="1"> <thead> <tr> <th>Limit</th> <th>Margin</th> <th>Read</th> <th>Ant</th> <th>Cable</th> <th>Preamp</th> <th>APos</th> <th>TPos</th> </tr> <tr> <th>Freq</th> <th>Level</th> <th>Line</th> <th>(dB)</th> <th>Level</th> <th>Factor</th> <th>Loss</th> <th>Factor</th> </tr> <tr> <th>MHz</th> <th>dBuV/m</th> <th>dBuV/m</th> <th>dB</th> <th>dB/m</th> <th>dB</th> <th>dB</th> <th>cm</th> </tr> </thead> <tbody> <tr> <td>1</td> <td>5350.18</td> <td>43.11</td> <td>54.00</td> <td>-10.89</td> <td>29.37</td> <td>34.83</td> <td>10.94</td> <td>32.03</td> <td>384</td> <td>345</td> <td>AVERAGE</td> </tr> </tbody> </table>	Limit	Margin	Read	Ant	Cable	Preamp	APos	TPos	Freq	Level	Line	(dB)	Level	Factor	Loss	Factor	MHz	dBuV/m	dBuV/m	dB	dB/m	dB	dB	cm	1	5350.18	43.11	54.00	-10.89	29.37	34.83	10.94	32.03	384	345	AVERAGE	Blank
Limit	Margin	Read	Ant	Cable	Preamp	APos	TPos																															
Freq	Level	Line	(dB)	Level	Factor	Loss	Factor																															
MHz	dBuV/m	dBuV/m	dB	dB/m	dB	dB	cm																															
1	5350.18	43.11	54.00	-10.89	29.37	34.83	10.94	32.03	384	345	AVERAGE																											



Mode	21																																																																																	
	Band Edge - L																																																																																	
	U-NII-2A_5.25-5.35_802.11ac VHT40_CH54_5270MHz																																																																																	
ANT	8																																																																																	
Pol.	Horizontal	Fundamental																																																																																
Peak	<p>Date: 2023-12-29</p> <table border="1"> <thead> <tr> <th>Limit</th> <th>Margin</th> <th>Read</th> <th>Ant</th> <th>Cable</th> <th>Preamp</th> <th>APos</th> <th>TPos</th> <th>Remark</th> </tr> <tr> <th>Freq</th> <th>Level</th> <th>Line</th> <th>(dB)</th> <th>Level</th> <th>Factor</th> <th>Loss</th> <th>Factor</th> <th></th> </tr> <tr> <th>MHz</th> <th>dBuV/m</th> <th>dBuV/m</th> <th>dB</th> <th>dBuV</th> <th>dB/m</th> <th>dB</th> <th>dB</th> <th>cm</th> <th>deg</th> </tr> </thead> <tbody> <tr> <td>1</td> <td>5147.77</td> <td>53.43</td> <td>74.00</td> <td>-20.57</td> <td>39.25</td> <td>34.87</td> <td>11.09</td> <td>31.78</td> <td>211</td> <td>345</td> <td>PEAK</td> </tr> </tbody> </table>	Limit	Margin	Read	Ant	Cable	Preamp	APos	TPos	Remark	Freq	Level	Line	(dB)	Level	Factor	Loss	Factor		MHz	dBuV/m	dBuV/m	dB	dBuV	dB/m	dB	dB	cm	deg	1	5147.77	53.43	74.00	-20.57	39.25	34.87	11.09	31.78	211	345	PEAK	<p>Date: 2023-12-29</p> <table border="1"> <thead> <tr> <th>Limit</th> <th>Margin</th> <th>Read</th> <th>Ant</th> <th>Cable</th> <th>Preamp</th> <th>APos</th> <th>TPos</th> <th>Remark</th> </tr> <tr> <th>Freq</th> <th>Level</th> <th>Line</th> <th>(dB)</th> <th>Level</th> <th>Factor</th> <th>Loss</th> <th>Factor</th> <th></th> </tr> <tr> <th>MHz</th> <th>dBuV/m</th> <th>dBuV/m</th> <th>dB</th> <th>dBuV</th> <th>dB/m</th> <th>dB</th> <th>dB</th> <th>cm</th> <th>deg</th> </tr> </thead> <tbody> <tr> <td>1</td> <td>5270.00</td> <td>95.57</td> <td>-----</td> <td>-----</td> <td>81.63</td> <td>34.85</td> <td>11.01</td> <td>31.92</td> <td>211</td> <td>345</td> <td>PEAK</td> </tr> </tbody> </table>	Limit	Margin	Read	Ant	Cable	Preamp	APos	TPos	Remark	Freq	Level	Line	(dB)	Level	Factor	Loss	Factor		MHz	dBuV/m	dBuV/m	dB	dBuV	dB/m	dB	dB	cm	deg	1	5270.00	95.57	-----	-----	81.63	34.85	11.01	31.92	211	345	PEAK
	Limit	Margin	Read	Ant	Cable	Preamp	APos	TPos	Remark																																																																									
Freq	Level	Line	(dB)	Level	Factor	Loss	Factor																																																																											
MHz	dBuV/m	dBuV/m	dB	dBuV	dB/m	dB	dB	cm	deg																																																																									
1	5147.77	53.43	74.00	-20.57	39.25	34.87	11.09	31.78	211	345	PEAK																																																																							
Limit	Margin	Read	Ant	Cable	Preamp	APos	TPos	Remark																																																																										
Freq	Level	Line	(dB)	Level	Factor	Loss	Factor																																																																											
MHz	dBuV/m	dBuV/m	dB	dBuV	dB/m	dB	dB	cm	deg																																																																									
1	5270.00	95.57	-----	-----	81.63	34.85	11.01	31.92	211	345	PEAK																																																																							
Avg	<p>Date: 2023-12-29</p> <table border="1"> <thead> <tr> <th>Limit</th> <th>Margin</th> <th>Read</th> <th>Ant</th> <th>Cable</th> <th>Preamp</th> <th>APos</th> <th>TPos</th> <th>Remark</th> </tr> <tr> <th>Freq</th> <th>Level</th> <th>Line</th> <th>(dB)</th> <th>Level</th> <th>Factor</th> <th>Loss</th> <th>Factor</th> <th></th> </tr> <tr> <th>MHz</th> <th>dBuV/m</th> <th>dBuV/m</th> <th>dB</th> <th>dBuV</th> <th>dB/m</th> <th>dB</th> <th>dB</th> <th>cm</th> <th>deg</th> </tr> </thead> <tbody> <tr> <td>1</td> <td>5070.63</td> <td>43.88</td> <td>54.00</td> <td>-10.12</td> <td>29.54</td> <td>34.89</td> <td>11.13</td> <td>31.68</td> <td>211</td> <td>345</td> <td>AVERAGE</td> </tr> </tbody> </table>	Limit	Margin	Read	Ant	Cable	Preamp	APos	TPos	Remark	Freq	Level	Line	(dB)	Level	Factor	Loss	Factor		MHz	dBuV/m	dBuV/m	dB	dBuV	dB/m	dB	dB	cm	deg	1	5070.63	43.88	54.00	-10.12	29.54	34.89	11.13	31.68	211	345	AVERAGE	<p>Date: 2023-12-29</p> <table border="1"> <thead> <tr> <th>Limit</th> <th>Margin</th> <th>Read</th> <th>Ant</th> <th>Cable</th> <th>Preamp</th> <th>APos</th> <th>TPos</th> <th>Remark</th> </tr> <tr> <th>Freq</th> <th>Level</th> <th>Line</th> <th>(dB)</th> <th>Level</th> <th>Factor</th> <th>Loss</th> <th>Factor</th> <th></th> </tr> <tr> <th>MHz</th> <th>dBuV/m</th> <th>dBuV/m</th> <th>dB</th> <th>dBuV</th> <th>dB/m</th> <th>dB</th> <th>dB</th> <th>cm</th> <th>deg</th> </tr> </thead> <tbody> <tr> <td>1</td> <td>5270.00</td> <td>89.26</td> <td>-----</td> <td>-----</td> <td>75.32</td> <td>34.85</td> <td>11.01</td> <td>31.92</td> <td>211</td> <td>345</td> <td>AVERAGE</td> </tr> </tbody> </table>	Limit	Margin	Read	Ant	Cable	Preamp	APos	TPos	Remark	Freq	Level	Line	(dB)	Level	Factor	Loss	Factor		MHz	dBuV/m	dBuV/m	dB	dBuV	dB/m	dB	dB	cm	deg	1	5270.00	89.26	-----	-----	75.32	34.85	11.01	31.92	211	345	AVERAGE
Limit	Margin	Read	Ant	Cable	Preamp	APos	TPos	Remark																																																																										
Freq	Level	Line	(dB)	Level	Factor	Loss	Factor																																																																											
MHz	dBuV/m	dBuV/m	dB	dBuV	dB/m	dB	dB	cm	deg																																																																									
1	5070.63	43.88	54.00	-10.12	29.54	34.89	11.13	31.68	211	345	AVERAGE																																																																							
Limit	Margin	Read	Ant	Cable	Preamp	APos	TPos	Remark																																																																										
Freq	Level	Line	(dB)	Level	Factor	Loss	Factor																																																																											
MHz	dBuV/m	dBuV/m	dB	dBuV	dB/m	dB	dB	cm	deg																																																																									
1	5270.00	89.26	-----	-----	75.32	34.85	11.01	31.92	211	345	AVERAGE																																																																							



Mode	21																																									
	Band Edge - R																																									
	U-NII-2A_5.25-5.35_802.11ac VHT40_CH54_5270MHz																																									
ANT	8																																									
Pol.	Horizontal	Fundamental																																								
Peak	<table border="1"> <thead> <tr> <th>Limit</th> <th>Margin</th> <th>Read</th> <th>Ant</th> <th>Cable</th> <th>Preamp</th> <th>APos</th> <th>TPos</th> <th>Remark</th> </tr> <tr> <th>Freq</th> <th>Level</th> <th>Line</th> <th>(dB)</th> <th>Level</th> <th>Factor</th> <th>Loss</th> <th>Factor</th> <th></th> </tr> <tr> <th>MHz</th> <th>dBuV/m</th> <th>dBuV/m</th> <th>dB</th> <th>dBuV</th> <th>dB/m</th> <th>dB</th> <th>dB</th> <th>cm</th> <th>deg</th> </tr> </thead> <tbody> <tr> <td>1</td> <td>5350.67</td> <td>52.62</td> <td>74.00</td> <td>-21.38</td> <td>38.88</td> <td>34.83</td> <td>10.94</td> <td>32.03</td> <td>211</td> <td>345</td> <td>PEAK</td> </tr> </tbody> </table>	Limit	Margin	Read	Ant	Cable	Preamp	APos	TPos	Remark	Freq	Level	Line	(dB)	Level	Factor	Loss	Factor		MHz	dBuV/m	dBuV/m	dB	dBuV	dB/m	dB	dB	cm	deg	1	5350.67	52.62	74.00	-21.38	38.88	34.83	10.94	32.03	211	345	PEAK	Blank
Limit	Margin	Read	Ant	Cable	Preamp	APos	TPos	Remark																																		
Freq	Level	Line	(dB)	Level	Factor	Loss	Factor																																			
MHz	dBuV/m	dBuV/m	dB	dBuV	dB/m	dB	dB	cm	deg																																	
1	5350.67	52.62	74.00	-21.38	38.88	34.83	10.94	32.03	211	345	PEAK																															
Avg	<table border="1"> <thead> <tr> <th>Limit</th> <th>Margin</th> <th>Read</th> <th>Ant</th> <th>Cable</th> <th>Preamp</th> <th>APos</th> <th>TPos</th> <th>Remark</th> </tr> <tr> <th>Freq</th> <th>Level</th> <th>Line</th> <th>(dB)</th> <th>Level</th> <th>Factor</th> <th>Loss</th> <th>Factor</th> <th></th> </tr> <tr> <th>MHz</th> <th>dBuV/m</th> <th>dBuV/m</th> <th>dB</th> <th>dBuV</th> <th>dB/m</th> <th>dB</th> <th>dB</th> <th>cm</th> <th>deg</th> </tr> </thead> <tbody> <tr> <td>1</td> <td>5350.67</td> <td>43.46</td> <td>54.00</td> <td>-10.54</td> <td>29.72</td> <td>34.83</td> <td>10.94</td> <td>32.03</td> <td>211</td> <td>345</td> <td>AVERAGE</td> </tr> </tbody> </table>	Limit	Margin	Read	Ant	Cable	Preamp	APos	TPos	Remark	Freq	Level	Line	(dB)	Level	Factor	Loss	Factor		MHz	dBuV/m	dBuV/m	dB	dBuV	dB/m	dB	dB	cm	deg	1	5350.67	43.46	54.00	-10.54	29.72	34.83	10.94	32.03	211	345	AVERAGE	Blank
Limit	Margin	Read	Ant	Cable	Preamp	APos	TPos	Remark																																		
Freq	Level	Line	(dB)	Level	Factor	Loss	Factor																																			
MHz	dBuV/m	dBuV/m	dB	dBuV	dB/m	dB	dB	cm	deg																																	
1	5350.67	43.46	54.00	-10.54	29.72	34.83	10.94	32.03	211	345	AVERAGE																															



Mode	21																																																																																	
	Band Edge - L																																																																																	
	U-NII-2A_5.25-5.35_802.11ac VHT40_CH54_5270MHz																																																																																	
ANT	8																																																																																	
Pol.	Vertical	Fundamental																																																																																
Peak	<table border="1"> <thead> <tr> <th>Limit</th> <th>Margin</th> <th>Read</th> <th>Ant</th> <th>Cable</th> <th>Preamp</th> <th>APos</th> <th>TPos</th> <th>Remark</th> </tr> <tr> <th>Freq</th> <th>Level</th> <th>Line</th> <th>(dB)</th> <th>Level</th> <th>Factor</th> <th>Loss</th> <th>Factor</th> <th></th> </tr> <tr> <th>MHz</th> <th>dBuV/m</th> <th>dBuV/m</th> <th>dB</th> <th>dBuV</th> <th>dB/m</th> <th>dB</th> <th>dB</th> <th>cm</th> <th>deg</th> </tr> </thead> <tbody> <tr> <td>1</td> <td>5138.94</td> <td>53.46</td> <td>74.00</td> <td>-20.54</td> <td>39.27</td> <td>34.87</td> <td>11.09</td> <td>31.77</td> <td>380</td> <td>349</td> <td>PEAK</td> </tr> </tbody> </table>	Limit	Margin	Read	Ant	Cable	Preamp	APos	TPos	Remark	Freq	Level	Line	(dB)	Level	Factor	Loss	Factor		MHz	dBuV/m	dBuV/m	dB	dBuV	dB/m	dB	dB	cm	deg	1	5138.94	53.46	74.00	-20.54	39.27	34.87	11.09	31.77	380	349	PEAK	<table border="1"> <thead> <tr> <th>Limit</th> <th>Margin</th> <th>Read</th> <th>Ant</th> <th>Cable</th> <th>Preamp</th> <th>APos</th> <th>TPos</th> <th>Remark</th> </tr> <tr> <th>Freq</th> <th>Level</th> <th>Line</th> <th>(dB)</th> <th>Level</th> <th>Factor</th> <th>Loss</th> <th>Factor</th> <th></th> </tr> <tr> <th>MHz</th> <th>dBuV/m</th> <th>dBuV/m</th> <th>dB</th> <th>dBuV</th> <th>dB/m</th> <th>dB</th> <th>dB</th> <th>cm</th> <th>deg</th> </tr> </thead> <tbody> <tr> <td>1</td> <td>5270.00</td> <td>99.24</td> <td>-----</td> <td>-----</td> <td>85.31</td> <td>34.85</td> <td>11.01</td> <td>31.93</td> <td>380</td> <td>349</td> <td>PEAK</td> </tr> </tbody> </table>	Limit	Margin	Read	Ant	Cable	Preamp	APos	TPos	Remark	Freq	Level	Line	(dB)	Level	Factor	Loss	Factor		MHz	dBuV/m	dBuV/m	dB	dBuV	dB/m	dB	dB	cm	deg	1	5270.00	99.24	-----	-----	85.31	34.85	11.01	31.93	380	349	PEAK
	Limit	Margin	Read	Ant	Cable	Preamp	APos	TPos	Remark																																																																									
Freq	Level	Line	(dB)	Level	Factor	Loss	Factor																																																																											
MHz	dBuV/m	dBuV/m	dB	dBuV	dB/m	dB	dB	cm	deg																																																																									
1	5138.94	53.46	74.00	-20.54	39.27	34.87	11.09	31.77	380	349	PEAK																																																																							
Limit	Margin	Read	Ant	Cable	Preamp	APos	TPos	Remark																																																																										
Freq	Level	Line	(dB)	Level	Factor	Loss	Factor																																																																											
MHz	dBuV/m	dBuV/m	dB	dBuV	dB/m	dB	dB	cm	deg																																																																									
1	5270.00	99.24	-----	-----	85.31	34.85	11.01	31.93	380	349	PEAK																																																																							
Avg	<table border="1"> <thead> <tr> <th>Limit</th> <th>Margin</th> <th>Read</th> <th>Ant</th> <th>Cable</th> <th>Preamp</th> <th>APos</th> <th>TPos</th> <th>Remark</th> </tr> <tr> <th>Freq</th> <th>Level</th> <th>Line</th> <th>(dB)</th> <th>Level</th> <th>Factor</th> <th>Loss</th> <th>Factor</th> <th></th> </tr> <tr> <th>MHz</th> <th>dBuV/m</th> <th>dBuV/m</th> <th>dB</th> <th>dBuV</th> <th>dB/m</th> <th>dB</th> <th>dB</th> <th>cm</th> <th>deg</th> </tr> </thead> <tbody> <tr> <td>1</td> <td>5096.80</td> <td>43.96</td> <td>54.00</td> <td>-10.04</td> <td>29.69</td> <td>34.88</td> <td>11.11</td> <td>31.72</td> <td>380</td> <td>349</td> <td>AVERAGE</td> </tr> </tbody> </table>	Limit	Margin	Read	Ant	Cable	Preamp	APos	TPos	Remark	Freq	Level	Line	(dB)	Level	Factor	Loss	Factor		MHz	dBuV/m	dBuV/m	dB	dBuV	dB/m	dB	dB	cm	deg	1	5096.80	43.96	54.00	-10.04	29.69	34.88	11.11	31.72	380	349	AVERAGE	<table border="1"> <thead> <tr> <th>Limit</th> <th>Margin</th> <th>Read</th> <th>Ant</th> <th>Cable</th> <th>Preamp</th> <th>APos</th> <th>TPos</th> <th>Remark</th> </tr> <tr> <th>Freq</th> <th>Level</th> <th>Line</th> <th>(dB)</th> <th>Level</th> <th>Factor</th> <th>Loss</th> <th>Factor</th> <th></th> </tr> <tr> <th>MHz</th> <th>dBuV/m</th> <th>dBuV/m</th> <th>dB</th> <th>dBuV</th> <th>dB/m</th> <th>dB</th> <th>dB</th> <th>cm</th> <th>deg</th> </tr> </thead> <tbody> <tr> <td>1</td> <td>5270.00</td> <td>93.20</td> <td>-----</td> <td>-----</td> <td>79.27</td> <td>34.85</td> <td>11.01</td> <td>31.93</td> <td>380</td> <td>349</td> <td>AVERAGE</td> </tr> </tbody> </table>	Limit	Margin	Read	Ant	Cable	Preamp	APos	TPos	Remark	Freq	Level	Line	(dB)	Level	Factor	Loss	Factor		MHz	dBuV/m	dBuV/m	dB	dBuV	dB/m	dB	dB	cm	deg	1	5270.00	93.20	-----	-----	79.27	34.85	11.01	31.93	380	349	AVERAGE
Limit	Margin	Read	Ant	Cable	Preamp	APos	TPos	Remark																																																																										
Freq	Level	Line	(dB)	Level	Factor	Loss	Factor																																																																											
MHz	dBuV/m	dBuV/m	dB	dBuV	dB/m	dB	dB	cm	deg																																																																									
1	5096.80	43.96	54.00	-10.04	29.69	34.88	11.11	31.72	380	349	AVERAGE																																																																							
Limit	Margin	Read	Ant	Cable	Preamp	APos	TPos	Remark																																																																										
Freq	Level	Line	(dB)	Level	Factor	Loss	Factor																																																																											
MHz	dBuV/m	dBuV/m	dB	dBuV	dB/m	dB	dB	cm	deg																																																																									
1	5270.00	93.20	-----	-----	79.27	34.85	11.01	31.93	380	349	AVERAGE																																																																							



Mode	21																																								
	Band Edge - R																																								
	U-NII-2A_5.25-5.35_802.11ac VHT40_CH54_5270MHz																																								
ANT	8																																								
Pol.	Vertical	Fundamental																																							
Peak	<table border="1"> <thead> <tr> <th>Limit</th> <th>Margin</th> <th>Read</th> <th>Ant</th> <th>Cable</th> <th>Preamp</th> <th>APos</th> <th>TPos</th> <th>Remark</th> </tr> <tr> <th>Freq</th> <th>Level</th> <th>Line</th> <th>(dB)</th> <th>Level</th> <th>Factor</th> <th>Loss</th> <th>Factor</th> <th></th> </tr> <tr> <th>MHz</th> <th>dBuV/m</th> <th>dBuV/m</th> <th>dBuV</th> <th>dB/m</th> <th>dB</th> <th>dB</th> <th>cm</th> <th>deg</th> </tr> </thead> <tbody> <tr> <td>1</td> <td>5351.80</td> <td>56.31</td> <td>74.00</td> <td>-17.69</td> <td>42.57</td> <td>34.83</td> <td>10.94</td> <td>32.03</td> <td>380</td> <td>349</td> <td>PEAK</td> </tr> </tbody> </table>	Limit	Margin	Read	Ant	Cable	Preamp	APos	TPos	Remark	Freq	Level	Line	(dB)	Level	Factor	Loss	Factor		MHz	dBuV/m	dBuV/m	dBuV	dB/m	dB	dB	cm	deg	1	5351.80	56.31	74.00	-17.69	42.57	34.83	10.94	32.03	380	349	PEAK	Blank
Limit	Margin	Read	Ant	Cable	Preamp	APos	TPos	Remark																																	
Freq	Level	Line	(dB)	Level	Factor	Loss	Factor																																		
MHz	dBuV/m	dBuV/m	dBuV	dB/m	dB	dB	cm	deg																																	
1	5351.80	56.31	74.00	-17.69	42.57	34.83	10.94	32.03	380	349	PEAK																														
Avg	<table border="1"> <thead> <tr> <th>Limit</th> <th>Margin</th> <th>Read</th> <th>Ant</th> <th>Cable</th> <th>Preamp</th> <th>APos</th> <th>TPos</th> <th>Remark</th> </tr> <tr> <th>Freq</th> <th>Level</th> <th>Line</th> <th>(dB)</th> <th>Level</th> <th>Factor</th> <th>Loss</th> <th>Factor</th> <th></th> </tr> <tr> <th>MHz</th> <th>dBuV/m</th> <th>dBuV/m</th> <th>dBuV</th> <th>dB/m</th> <th>dB</th> <th>dB</th> <th>cm</th> <th>deg</th> </tr> </thead> <tbody> <tr> <td>1</td> <td>5351.05</td> <td>45.72</td> <td>54.00</td> <td>-8.28</td> <td>31.98</td> <td>34.83</td> <td>10.94</td> <td>32.03</td> <td>380</td> <td>349</td> <td>AVERAGE</td> </tr> </tbody> </table>	Limit	Margin	Read	Ant	Cable	Preamp	APos	TPos	Remark	Freq	Level	Line	(dB)	Level	Factor	Loss	Factor		MHz	dBuV/m	dBuV/m	dBuV	dB/m	dB	dB	cm	deg	1	5351.05	45.72	54.00	-8.28	31.98	34.83	10.94	32.03	380	349	AVERAGE	Blank
Limit	Margin	Read	Ant	Cable	Preamp	APos	TPos	Remark																																	
Freq	Level	Line	(dB)	Level	Factor	Loss	Factor																																		
MHz	dBuV/m	dBuV/m	dBuV	dB/m	dB	dB	cm	deg																																	
1	5351.05	45.72	54.00	-8.28	31.98	34.83	10.94	32.03	380	349	AVERAGE																														



Mode	22																																																																																									
	Band Edge - L																																																																																									
	U-NII-2A_5.25-5.35_802.11ac VHT40_CH62_5310MHz																																																																																									
ANT	8																																																																																									
Pol.	Horizontal	Fundamental																																																																																								
Peak	<table border="1"> <thead> <tr> <th>Limit Margin</th> <th>Read</th> <th>Ant</th> <th>Cable</th> <th>Preamp</th> <th>APos</th> <th>TPos</th> <th>Remark</th> </tr> <tr> <th>Freq</th> <th>Level</th> <th>Line</th> <th>(dB)</th> <th>Level</th> <th>Factor</th> <th>Loss Factor</th> <th></th> </tr> <tr> <th>MHz</th> <th>dBuV/m</th> <th>dBuV/m</th> <th>dB</th> <th>dBuV</th> <th>dB/m</th> <th>dB</th> <th>dB</th> </tr> <tr> <th>cm</th> <th>deg</th> <th colspan="5"></th> <th>Remark</th> </tr> </thead> <tbody> <tr> <td>1</td> <td>5058.78</td> <td>53.42</td> <td>74.00</td> <td>-20.58</td> <td>39.06</td> <td>34.89</td> <td>11.14</td> <td>31.67</td> <td>211</td> <td>352</td> <td>PEAK</td> </tr> </tbody> </table>	Limit Margin	Read	Ant	Cable	Preamp	APos	TPos	Remark	Freq	Level	Line	(dB)	Level	Factor	Loss Factor		MHz	dBuV/m	dBuV/m	dB	dBuV	dB/m	dB	dB	cm	deg						Remark	1	5058.78	53.42	74.00	-20.58	39.06	34.89	11.14	31.67	211	352	PEAK	<table border="1"> <thead> <tr> <th>Limit Margin</th> <th>Read</th> <th>Ant</th> <th>Cable</th> <th>Preamp</th> <th>APos</th> <th>TPos</th> <th>Remark</th> </tr> <tr> <th>Freq</th> <th>Level</th> <th>Line</th> <th>(dB)</th> <th>Level</th> <th>Factor</th> <th>Loss Factor</th> <th></th> </tr> <tr> <th>MHz</th> <th>dBuV/m</th> <th>dBuV/m</th> <th>dB</th> <th>dBuV</th> <th>dB/m</th> <th>dB</th> <th>dB</th> </tr> <tr> <th>cm</th> <th>deg</th> <th colspan="5"></th> <th>Remark</th> </tr> </thead> <tbody> <tr> <td>1</td> <td>5310.00</td> <td>91.91</td> <td>-----</td> <td>-----</td> <td>78.08</td> <td>34.84</td> <td>10.97</td> <td>31.98</td> <td>211</td> <td>352</td> <td>PEAK</td> </tr> </tbody> </table>	Limit Margin	Read	Ant	Cable	Preamp	APos	TPos	Remark	Freq	Level	Line	(dB)	Level	Factor	Loss Factor		MHz	dBuV/m	dBuV/m	dB	dBuV	dB/m	dB	dB	cm	deg						Remark	1	5310.00	91.91	-----	-----	78.08	34.84	10.97	31.98	211	352	PEAK
	Limit Margin	Read	Ant	Cable	Preamp	APos	TPos	Remark																																																																																		
Freq	Level	Line	(dB)	Level	Factor	Loss Factor																																																																																				
MHz	dBuV/m	dBuV/m	dB	dBuV	dB/m	dB	dB																																																																																			
cm	deg						Remark																																																																																			
1	5058.78	53.42	74.00	-20.58	39.06	34.89	11.14	31.67	211	352	PEAK																																																																															
Limit Margin	Read	Ant	Cable	Preamp	APos	TPos	Remark																																																																																			
Freq	Level	Line	(dB)	Level	Factor	Loss Factor																																																																																				
MHz	dBuV/m	dBuV/m	dB	dBuV	dB/m	dB	dB																																																																																			
cm	deg						Remark																																																																																			
1	5310.00	91.91	-----	-----	78.08	34.84	10.97	31.98	211	352	PEAK																																																																															
Avg	<table border="1"> <thead> <tr> <th>Limit Margin</th> <th>Read</th> <th>Ant</th> <th>Cable</th> <th>Preamp</th> <th>APos</th> <th>TPos</th> <th>Remark</th> </tr> <tr> <th>Freq</th> <th>Level</th> <th>Line</th> <th>(dB)</th> <th>Level</th> <th>Factor</th> <th>Loss Factor</th> <th></th> </tr> <tr> <th>MHz</th> <th>dBuV/m</th> <th>dBuV/m</th> <th>dB</th> <th>dBuV</th> <th>dB/m</th> <th>dB</th> <th>dB</th> </tr> <tr> <th>cm</th> <th>deg</th> <th colspan="5"></th> <th>Remark</th> </tr> </thead> <tbody> <tr> <td>1</td> <td>5046.69</td> <td>43.75</td> <td>54.00</td> <td>-10.25</td> <td>29.37</td> <td>34.89</td> <td>11.14</td> <td>31.65</td> <td>211</td> <td>352</td> <td>AVERAGE</td> </tr> </tbody> </table>	Limit Margin	Read	Ant	Cable	Preamp	APos	TPos	Remark	Freq	Level	Line	(dB)	Level	Factor	Loss Factor		MHz	dBuV/m	dBuV/m	dB	dBuV	dB/m	dB	dB	cm	deg						Remark	1	5046.69	43.75	54.00	-10.25	29.37	34.89	11.14	31.65	211	352	AVERAGE	<table border="1"> <thead> <tr> <th>Limit Margin</th> <th>Read</th> <th>Ant</th> <th>Cable</th> <th>Preamp</th> <th>APos</th> <th>TPos</th> <th>Remark</th> </tr> <tr> <th>Freq</th> <th>Level</th> <th>Line</th> <th>(dB)</th> <th>Level</th> <th>Factor</th> <th>Loss Factor</th> <th></th> </tr> <tr> <th>MHz</th> <th>dBuV/m</th> <th>dBuV/m</th> <th>dB</th> <th>dBuV</th> <th>dB/m</th> <th>dB</th> <th>dB</th> </tr> <tr> <th>cm</th> <th>deg</th> <th colspan="5"></th> <th>Remark</th> </tr> </thead> <tbody> <tr> <td>1</td> <td>5310.00</td> <td>85.45</td> <td>-----</td> <td>-----</td> <td>71.62</td> <td>34.84</td> <td>10.97</td> <td>31.98</td> <td>211</td> <td>352</td> <td>AVERAGE</td> </tr> </tbody> </table>	Limit Margin	Read	Ant	Cable	Preamp	APos	TPos	Remark	Freq	Level	Line	(dB)	Level	Factor	Loss Factor		MHz	dBuV/m	dBuV/m	dB	dBuV	dB/m	dB	dB	cm	deg						Remark	1	5310.00	85.45	-----	-----	71.62	34.84	10.97	31.98	211	352	AVERAGE
Limit Margin	Read	Ant	Cable	Preamp	APos	TPos	Remark																																																																																			
Freq	Level	Line	(dB)	Level	Factor	Loss Factor																																																																																				
MHz	dBuV/m	dBuV/m	dB	dBuV	dB/m	dB	dB																																																																																			
cm	deg						Remark																																																																																			
1	5046.69	43.75	54.00	-10.25	29.37	34.89	11.14	31.65	211	352	AVERAGE																																																																															
Limit Margin	Read	Ant	Cable	Preamp	APos	TPos	Remark																																																																																			
Freq	Level	Line	(dB)	Level	Factor	Loss Factor																																																																																				
MHz	dBuV/m	dBuV/m	dB	dBuV	dB/m	dB	dB																																																																																			
cm	deg						Remark																																																																																			
1	5310.00	85.45	-----	-----	71.62	34.84	10.97	31.98	211	352	AVERAGE																																																																															



Mode	22																																									
	Band Edge - R																																									
	U-NII-2A_5.25-5.35_802.11ac VHT40_CH62_5310MHz																																									
ANT	8																																									
Pol.	Horizontal	Fundamental																																								
Peak	<p>Date: 2023-12-29</p> <table border="1"> <thead> <tr> <th>Limit</th> <th>Margin</th> <th>Read</th> <th>Ant</th> <th>Cable</th> <th>Preamp</th> <th>APos</th> <th>TPos</th> <th>Remark</th> </tr> <tr> <th>Freq</th> <th>Level</th> <th>Line</th> <th>(dB)</th> <th>Level</th> <th>Factor</th> <th>Loss</th> <th>Factor</th> <th></th> </tr> <tr> <th>MHz</th> <th>dBuV/m</th> <th>dBuV/m</th> <th>dB</th> <th>dBuV</th> <th>dB/m</th> <th>dB</th> <th>dB</th> <th>cm</th> <th>deg</th> </tr> </thead> <tbody> <tr> <td>1</td> <td>5350.73</td> <td>55.37</td> <td>74.00</td> <td>-18.63</td> <td>41.63</td> <td>34.83</td> <td>10.94</td> <td>32.03</td> <td>211</td> <td>352</td> <td>PEAK</td> </tr> </tbody> </table>	Limit	Margin	Read	Ant	Cable	Preamp	APos	TPos	Remark	Freq	Level	Line	(dB)	Level	Factor	Loss	Factor		MHz	dBuV/m	dBuV/m	dB	dBuV	dB/m	dB	dB	cm	deg	1	5350.73	55.37	74.00	-18.63	41.63	34.83	10.94	32.03	211	352	PEAK	Blank
Limit	Margin	Read	Ant	Cable	Preamp	APos	TPos	Remark																																		
Freq	Level	Line	(dB)	Level	Factor	Loss	Factor																																			
MHz	dBuV/m	dBuV/m	dB	dBuV	dB/m	dB	dB	cm	deg																																	
1	5350.73	55.37	74.00	-18.63	41.63	34.83	10.94	32.03	211	352	PEAK																															
Avg	<p>Date: 2023-12-29</p> <table border="1"> <thead> <tr> <th>Limit</th> <th>Margin</th> <th>Read</th> <th>Ant</th> <th>Cable</th> <th>Preamp</th> <th>APos</th> <th>TPos</th> <th>Remark</th> </tr> <tr> <th>Freq</th> <th>Level</th> <th>Line</th> <th>(dB)</th> <th>Level</th> <th>Factor</th> <th>Loss</th> <th>Factor</th> <th></th> </tr> <tr> <th>MHz</th> <th>dBuV/m</th> <th>dBuV/m</th> <th>dB</th> <th>dBuV</th> <th>dB/m</th> <th>dB</th> <th>dB</th> <th>cm</th> <th>deg</th> </tr> </thead> <tbody> <tr> <td>1</td> <td>5350.89</td> <td>44.31</td> <td>54.00</td> <td>-9.69</td> <td>30.57</td> <td>34.83</td> <td>10.94</td> <td>32.03</td> <td>211</td> <td>352</td> <td>AVERAGE</td> </tr> </tbody> </table>	Limit	Margin	Read	Ant	Cable	Preamp	APos	TPos	Remark	Freq	Level	Line	(dB)	Level	Factor	Loss	Factor		MHz	dBuV/m	dBuV/m	dB	dBuV	dB/m	dB	dB	cm	deg	1	5350.89	44.31	54.00	-9.69	30.57	34.83	10.94	32.03	211	352	AVERAGE	Blank
Limit	Margin	Read	Ant	Cable	Preamp	APos	TPos	Remark																																		
Freq	Level	Line	(dB)	Level	Factor	Loss	Factor																																			
MHz	dBuV/m	dBuV/m	dB	dBuV	dB/m	dB	dB	cm	deg																																	
1	5350.89	44.31	54.00	-9.69	30.57	34.83	10.94	32.03	211	352	AVERAGE																															

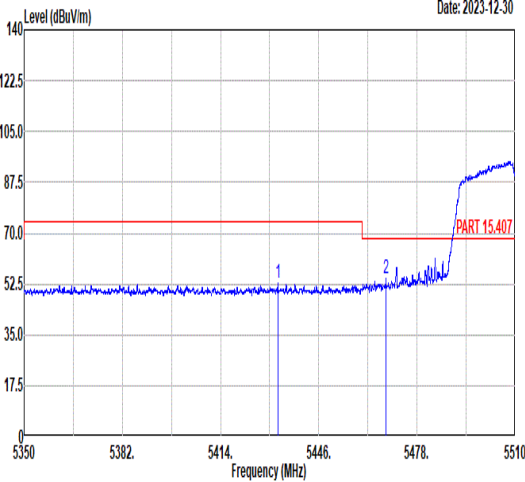
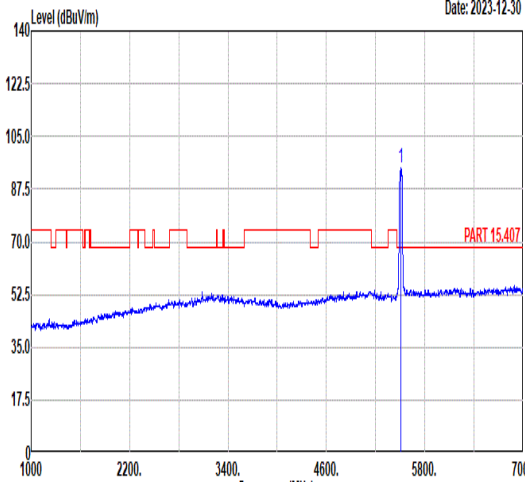
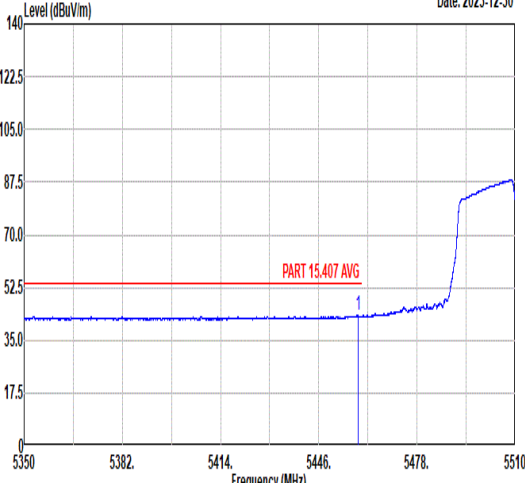
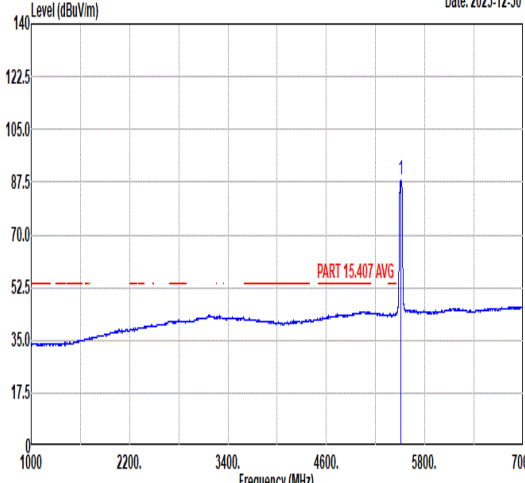


Mode	22																																											
	Band Edge - L																																											
	U-NII-2A_5.25-5.35_802.11ac VHT40_CH62_5310MHz																																											
ANT	8																																											
Pol.	Vertical	Fundamental																																										
Peak	<table border="1"> <thead> <tr> <th>Limit Margin</th> <th>Read</th> <th>Ant</th> <th>Cable</th> <th>Preamp</th> <th>APos</th> <th>TPos</th> </tr> <tr> <th>Freq Level Line (dB)</th> <th>Level Factor</th> <th>Loss Factor</th> <th></th> <th></th> <th>cm</th> <th>deg</th> </tr> </thead> <tbody> <tr> <td>1 5061.69 53.16 74.00 -20.84</td> <td>38.86</td> <td>34.88</td> <td>11.12</td> <td>31.70</td> <td>382</td> <td>327 PEAK</td> </tr> </tbody> </table>	Limit Margin	Read	Ant	Cable	Preamp	APos	TPos	Freq Level Line (dB)	Level Factor	Loss Factor			cm	deg	1 5061.69 53.16 74.00 -20.84	38.86	34.88	11.12	31.70	382	327 PEAK	<table border="1"> <thead> <tr> <th>Limit Margin</th> <th>Read</th> <th>Ant</th> <th>Cable</th> <th>Preamp</th> <th>APos</th> <th>TPos</th> </tr> <tr> <th>Freq Level Line (dB)</th> <th>Level Factor</th> <th>Loss Factor</th> <th></th> <th></th> <th>cm</th> <th>deg</th> </tr> </thead> <tbody> <tr> <td>1 5310.00 97.82 -----</td> <td>83.99</td> <td>34.84</td> <td>10.97</td> <td>31.98</td> <td>382</td> <td>327 PEAK</td> </tr> </tbody> </table>	Limit Margin	Read	Ant	Cable	Preamp	APos	TPos	Freq Level Line (dB)	Level Factor	Loss Factor			cm	deg	1 5310.00 97.82 -----	83.99	34.84	10.97	31.98	382	327 PEAK
	Limit Margin	Read	Ant	Cable	Preamp	APos	TPos																																					
Freq Level Line (dB)	Level Factor	Loss Factor			cm	deg																																						
1 5061.69 53.16 74.00 -20.84	38.86	34.88	11.12	31.70	382	327 PEAK																																						
Limit Margin	Read	Ant	Cable	Preamp	APos	TPos																																						
Freq Level Line (dB)	Level Factor	Loss Factor			cm	deg																																						
1 5310.00 97.82 -----	83.99	34.84	10.97	31.98	382	327 PEAK																																						
Avg	<table border="1"> <thead> <tr> <th>Limit Margin</th> <th>Read</th> <th>Ant</th> <th>Cable</th> <th>Preamp</th> <th>APos</th> <th>TPos</th> </tr> <tr> <th>Freq Level Line (dB)</th> <th>Level Factor</th> <th>Loss Factor</th> <th></th> <th></th> <th>cm</th> <th>deg</th> </tr> </thead> <tbody> <tr> <td>1 5061.57 43.73 54.00 -10.27</td> <td>29.38</td> <td>34.89</td> <td>11.13</td> <td>31.67</td> <td>382</td> <td>327 AVERAGE</td> </tr> </tbody> </table>	Limit Margin	Read	Ant	Cable	Preamp	APos	TPos	Freq Level Line (dB)	Level Factor	Loss Factor			cm	deg	1 5061.57 43.73 54.00 -10.27	29.38	34.89	11.13	31.67	382	327 AVERAGE	<table border="1"> <thead> <tr> <th>Limit Margin</th> <th>Read</th> <th>Ant</th> <th>Cable</th> <th>Preamp</th> <th>APos</th> <th>TPos</th> </tr> <tr> <th>Freq Level Line (dB)</th> <th>Level Factor</th> <th>Loss Factor</th> <th></th> <th></th> <th>cm</th> <th>deg</th> </tr> </thead> <tbody> <tr> <td>1 5310.00 90.79 -----</td> <td>76.96</td> <td>34.84</td> <td>10.97</td> <td>31.98</td> <td>382</td> <td>327 AVERAGE</td> </tr> </tbody> </table>	Limit Margin	Read	Ant	Cable	Preamp	APos	TPos	Freq Level Line (dB)	Level Factor	Loss Factor			cm	deg	1 5310.00 90.79 -----	76.96	34.84	10.97	31.98	382	327 AVERAGE
Limit Margin	Read	Ant	Cable	Preamp	APos	TPos																																						
Freq Level Line (dB)	Level Factor	Loss Factor			cm	deg																																						
1 5061.57 43.73 54.00 -10.27	29.38	34.89	11.13	31.67	382	327 AVERAGE																																						
Limit Margin	Read	Ant	Cable	Preamp	APos	TPos																																						
Freq Level Line (dB)	Level Factor	Loss Factor			cm	deg																																						
1 5310.00 90.79 -----	76.96	34.84	10.97	31.98	382	327 AVERAGE																																						



Mode	22																																													
	Band Edge - R																																													
	U-NII-2A_5.25-5.35_802.11ac VHT40_CH62_5310MHz																																													
ANT	8																																													
Pol.	Vertical	Fundamental																																												
Peak	<table border="1"> <thead> <tr> <th>Limit</th> <th>Margin</th> <th>Read</th> <th>Ant</th> <th>Cable</th> <th>Preamp</th> <th>APos</th> <th>TPos</th> </tr> <tr> <th>Freq</th> <th>Level</th> <th>Line</th> <th>(dB)</th> <th>Level</th> <th>Factor</th> <th>Loss</th> <th>Factor</th> </tr> <tr> <th>MHz</th> <th>dBuV/m</th> <th>dBuV/m</th> <th>dB</th> <th>dBuV</th> <th>dB/m</th> <th>dB</th> <th>dB</th> </tr> <tr> <th></th> <th></th> <th></th> <th></th> <th></th> <th></th> <th>cm</th> <th>deg</th> </tr> </thead> <tbody> <tr> <td>1</td> <td>5353.43</td> <td>60.85</td> <td>74.00</td> <td>-13.15</td> <td>47.11</td> <td>34.83</td> <td>10.94</td> <td>32.03</td> <td>382</td> <td>327</td> <td>PEAK</td> </tr> </tbody> </table>	Limit	Margin	Read	Ant	Cable	Preamp	APos	TPos	Freq	Level	Line	(dB)	Level	Factor	Loss	Factor	MHz	dBuV/m	dBuV/m	dB	dBuV	dB/m	dB	dB							cm	deg	1	5353.43	60.85	74.00	-13.15	47.11	34.83	10.94	32.03	382	327	PEAK	Blank
Limit	Margin	Read	Ant	Cable	Preamp	APos	TPos																																							
Freq	Level	Line	(dB)	Level	Factor	Loss	Factor																																							
MHz	dBuV/m	dBuV/m	dB	dBuV	dB/m	dB	dB																																							
						cm	deg																																							
1	5353.43	60.85	74.00	-13.15	47.11	34.83	10.94	32.03	382	327	PEAK																																			
Avg	<table border="1"> <thead> <tr> <th>Limit</th> <th>Margin</th> <th>Read</th> <th>Ant</th> <th>Cable</th> <th>Preamp</th> <th>APos</th> <th>TPos</th> </tr> <tr> <th>Freq</th> <th>Level</th> <th>Line</th> <th>(dB)</th> <th>Level</th> <th>Factor</th> <th>Loss</th> <th>Factor</th> </tr> <tr> <th>MHz</th> <th>dBuV/m</th> <th>dBuV/m</th> <th>dB</th> <th>dBuV</th> <th>dB/m</th> <th>dB</th> <th>dB</th> </tr> <tr> <th></th> <th></th> <th></th> <th></th> <th></th> <th></th> <th>cm</th> <th>deg</th> </tr> </thead> <tbody> <tr> <td>1</td> <td>5351.04</td> <td>48.23</td> <td>54.00</td> <td>-5.77</td> <td>34.49</td> <td>34.83</td> <td>10.94</td> <td>32.03</td> <td>382</td> <td>327</td> <td>AVERAGE</td> </tr> </tbody> </table>	Limit	Margin	Read	Ant	Cable	Preamp	APos	TPos	Freq	Level	Line	(dB)	Level	Factor	Loss	Factor	MHz	dBuV/m	dBuV/m	dB	dBuV	dB/m	dB	dB							cm	deg	1	5351.04	48.23	54.00	-5.77	34.49	34.83	10.94	32.03	382	327	AVERAGE	Blank
Limit	Margin	Read	Ant	Cable	Preamp	APos	TPos																																							
Freq	Level	Line	(dB)	Level	Factor	Loss	Factor																																							
MHz	dBuV/m	dBuV/m	dB	dBuV	dB/m	dB	dB																																							
						cm	deg																																							
1	5351.04	48.23	54.00	-5.77	34.49	34.83	10.94	32.03	382	327	AVERAGE																																			

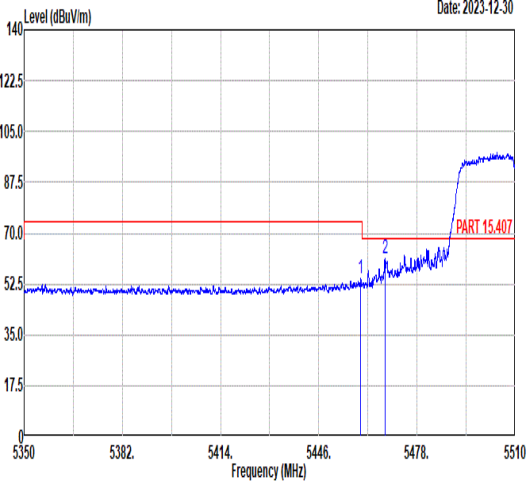
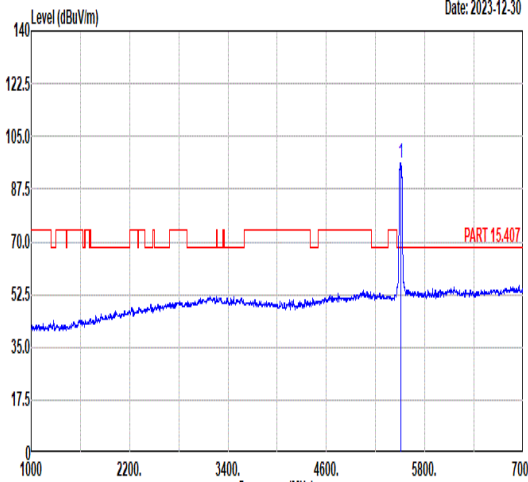
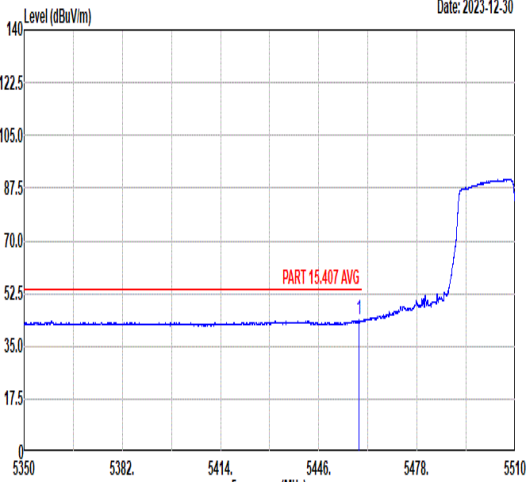
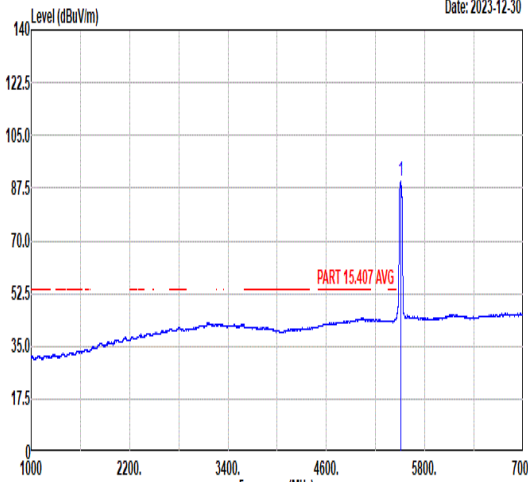


Mode	23																																																																																											
	Band Edge - L																																																																																											
	U-NII-2C_5.47-5.725_802.11ac VHT40_CH102_5510MHz																																																																																											
ANT	8																																																																																											
Pol.	Horizontal	Fundamental																																																																																										
Peak	 <p style="text-align: right;">Date: 2023-12-30</p> <table border="1"> <thead> <tr> <th>Limit</th> <th>Margin</th> <th>Read</th> <th>Ant</th> <th>Cable</th> <th>Preamp</th> <th>APos</th> <th>TPos</th> <th>Remark</th> </tr> <tr> <th>Freq</th> <th>Level</th> <th>Line</th> <th>(dB)</th> <th>Level</th> <th>Factor</th> <th>Loss</th> <th>Factor</th> <th></th> </tr> <tr> <th>MHz</th> <th>dBuV/m</th> <th>dBuV/m</th> <th>dBuV</th> <th>dB/m</th> <th>dB</th> <th>dB</th> <th>cm</th> <th>deg</th> </tr> </thead> <tbody> <tr> <td>1</td> <td>5432.64</td> <td>52.66</td> <td>74.00</td> <td>-21.34</td> <td>38.97</td> <td>34.81</td> <td>11.01</td> <td>32.13</td> <td>211</td> <td>349</td> <td>PEAK</td> </tr> <tr> <td>2</td> <td>5467.84</td> <td>54.26</td> <td>68.30</td> <td>-14.04</td> <td>40.48</td> <td>34.81</td> <td>11.15</td> <td>32.18</td> <td>211</td> <td>349</td> <td>PEAK</td> </tr> </tbody> </table>	Limit	Margin	Read	Ant	Cable	Preamp	APos	TPos	Remark	Freq	Level	Line	(dB)	Level	Factor	Loss	Factor		MHz	dBuV/m	dBuV/m	dBuV	dB/m	dB	dB	cm	deg	1	5432.64	52.66	74.00	-21.34	38.97	34.81	11.01	32.13	211	349	PEAK	2	5467.84	54.26	68.30	-14.04	40.48	34.81	11.15	32.18	211	349	PEAK	 <p style="text-align: right;">Date: 2023-12-30</p> <table border="1"> <thead> <tr> <th>Limit</th> <th>Margin</th> <th>Read</th> <th>Ant</th> <th>Cable</th> <th>Preamp</th> <th>APos</th> <th>TPos</th> <th>Remark</th> </tr> <tr> <th>Freq</th> <th>Level</th> <th>Line</th> <th>(dB)</th> <th>Level</th> <th>Factor</th> <th>Loss</th> <th>Factor</th> <th></th> </tr> <tr> <th>MHz</th> <th>dBuV/m</th> <th>dBuV/m</th> <th>dBuV</th> <th>dB/m</th> <th>dB</th> <th>dB</th> <th>cm</th> <th>deg</th> </tr> </thead> <tbody> <tr> <td>1</td> <td>5510.00</td> <td>94.77</td> <td>-----</td> <td>-----</td> <td>80.86</td> <td>34.81</td> <td>11.32</td> <td>32.22</td> <td>211</td> <td>349</td> <td>PEAK</td> </tr> </tbody> </table>	Limit	Margin	Read	Ant	Cable	Preamp	APos	TPos	Remark	Freq	Level	Line	(dB)	Level	Factor	Loss	Factor		MHz	dBuV/m	dBuV/m	dBuV	dB/m	dB	dB	cm	deg	1	5510.00	94.77	-----	-----	80.86	34.81	11.32	32.22	211	349	PEAK
	Limit	Margin	Read	Ant	Cable	Preamp	APos	TPos	Remark																																																																																			
Freq	Level	Line	(dB)	Level	Factor	Loss	Factor																																																																																					
MHz	dBuV/m	dBuV/m	dBuV	dB/m	dB	dB	cm	deg																																																																																				
1	5432.64	52.66	74.00	-21.34	38.97	34.81	11.01	32.13	211	349	PEAK																																																																																	
2	5467.84	54.26	68.30	-14.04	40.48	34.81	11.15	32.18	211	349	PEAK																																																																																	
Limit	Margin	Read	Ant	Cable	Preamp	APos	TPos	Remark																																																																																				
Freq	Level	Line	(dB)	Level	Factor	Loss	Factor																																																																																					
MHz	dBuV/m	dBuV/m	dBuV	dB/m	dB	dB	cm	deg																																																																																				
1	5510.00	94.77	-----	-----	80.86	34.81	11.32	32.22	211	349	PEAK																																																																																	
Avg	 <p style="text-align: right;">Date: 2023-12-30</p> <table border="1"> <thead> <tr> <th>Limit</th> <th>Margin</th> <th>Read</th> <th>Ant</th> <th>Cable</th> <th>Preamp</th> <th>APos</th> <th>TPos</th> <th>Remark</th> </tr> <tr> <th>Freq</th> <th>Level</th> <th>Line</th> <th>(dB)</th> <th>Level</th> <th>Factor</th> <th>Loss</th> <th>Factor</th> <th></th> </tr> <tr> <th>MHz</th> <th>dBuV/m</th> <th>dBuV/m</th> <th>dBuV</th> <th>dB/m</th> <th>dB</th> <th>dB</th> <th>cm</th> <th>deg</th> </tr> </thead> <tbody> <tr> <td>1</td> <td>5458.72</td> <td>43.20</td> <td>54.00</td> <td>-10.80</td> <td>29.44</td> <td>34.81</td> <td>11.11</td> <td>32.16</td> <td>211</td> <td>349</td> <td>AVERAGE</td> </tr> </tbody> </table>	Limit	Margin	Read	Ant	Cable	Preamp	APos	TPos	Remark	Freq	Level	Line	(dB)	Level	Factor	Loss	Factor		MHz	dBuV/m	dBuV/m	dBuV	dB/m	dB	dB	cm	deg	1	5458.72	43.20	54.00	-10.80	29.44	34.81	11.11	32.16	211	349	AVERAGE	 <p style="text-align: right;">Date: 2023-12-30</p> <table border="1"> <thead> <tr> <th>Limit</th> <th>Margin</th> <th>Read</th> <th>Ant</th> <th>Cable</th> <th>Preamp</th> <th>APos</th> <th>TPos</th> <th>Remark</th> </tr> <tr> <th>Freq</th> <th>Level</th> <th>Line</th> <th>(dB)</th> <th>Level</th> <th>Factor</th> <th>Loss</th> <th>Factor</th> <th></th> </tr> <tr> <th>MHz</th> <th>dBuV/m</th> <th>dBuV/m</th> <th>dBuV</th> <th>dB/m</th> <th>dB</th> <th>dB</th> <th>cm</th> <th>deg</th> </tr> </thead> <tbody> <tr> <td>1</td> <td>5510.00</td> <td>88.25</td> <td>-----</td> <td>-----</td> <td>74.34</td> <td>34.81</td> <td>11.32</td> <td>32.22</td> <td>211</td> <td>349</td> <td>AVERAGE</td> </tr> </tbody> </table>	Limit	Margin	Read	Ant	Cable	Preamp	APos	TPos	Remark	Freq	Level	Line	(dB)	Level	Factor	Loss	Factor		MHz	dBuV/m	dBuV/m	dBuV	dB/m	dB	dB	cm	deg	1	5510.00	88.25	-----	-----	74.34	34.81	11.32	32.22	211	349	AVERAGE												
Limit	Margin	Read	Ant	Cable	Preamp	APos	TPos	Remark																																																																																				
Freq	Level	Line	(dB)	Level	Factor	Loss	Factor																																																																																					
MHz	dBuV/m	dBuV/m	dBuV	dB/m	dB	dB	cm	deg																																																																																				
1	5458.72	43.20	54.00	-10.80	29.44	34.81	11.11	32.16	211	349	AVERAGE																																																																																	
Limit	Margin	Read	Ant	Cable	Preamp	APos	TPos	Remark																																																																																				
Freq	Level	Line	(dB)	Level	Factor	Loss	Factor																																																																																					
MHz	dBuV/m	dBuV/m	dBuV	dB/m	dB	dB	cm	deg																																																																																				
1	5510.00	88.25	-----	-----	74.34	34.81	11.32	32.22	211	349	AVERAGE																																																																																	



Mode	23																																								
	Band Edge - R																																								
	U-NII-2C_5.47-5.725_802.11ac VHT40_CH102_5510MHz																																								
ANT	8																																								
Pol.	Horizontal	Fundamental																																							
Peak	<p>Date: 2023-12-30</p> <table border="1"> <thead> <tr> <th>Limit</th> <th>Margin</th> <th>Read</th> <th>Ant</th> <th>Cable</th> <th>Preamp</th> <th>APos</th> <th>TPos</th> <th>Remark</th> </tr> <tr> <th>Freq</th> <th>Level</th> <th>Line</th> <th>(dB)</th> <th>Level</th> <th>Factor</th> <th>Loss</th> <th>Factor</th> <th></th> </tr> <tr> <th>MHz</th> <th>dBuV/m</th> <th>dBuV/m</th> <th>dB</th> <th>dBuV</th> <th>dB/m</th> <th>dB</th> <th>dB</th> <th>cm</th> <th>deg</th> </tr> </thead> <tbody> <tr> <td>1</td> <td>5744.24</td> <td>52.67</td> <td>68.30</td> <td>-15.63</td> <td>38.29</td> <td>35.14</td> <td>11.64</td> <td>32.40</td> <td>211</td> <td>349 PEAK</td> </tr> </tbody> </table>	Limit	Margin	Read	Ant	Cable	Preamp	APos	TPos	Remark	Freq	Level	Line	(dB)	Level	Factor	Loss	Factor		MHz	dBuV/m	dBuV/m	dB	dBuV	dB/m	dB	dB	cm	deg	1	5744.24	52.67	68.30	-15.63	38.29	35.14	11.64	32.40	211	349 PEAK	Blank
Limit	Margin	Read	Ant	Cable	Preamp	APos	TPos	Remark																																	
Freq	Level	Line	(dB)	Level	Factor	Loss	Factor																																		
MHz	dBuV/m	dBuV/m	dB	dBuV	dB/m	dB	dB	cm	deg																																
1	5744.24	52.67	68.30	-15.63	38.29	35.14	11.64	32.40	211	349 PEAK																															



Mode	23																																																																																								
	Band Edge - L																																																																																								
	U-NII-2C_5.47-5.725_802.11ac VHT40_CH102_5510MHz																																																																																								
ANT	8																																																																																								
Pol.	Vertical	Fundamental																																																																																							
Peak	 <p style="text-align: right;">Date: 2023-12-30</p> <table border="1"> <thead> <tr> <th>Limit</th> <th>Margin</th> <th>Read</th> <th>Ant</th> <th>Cable</th> <th>Preamp</th> <th>APos</th> <th>TPos</th> <th>Remark</th> </tr> <tr> <th>Freq</th> <th>Level</th> <th>Line</th> <th>(dB)</th> <th>Level</th> <th>Factor</th> <th>Loss</th> <th>Factor</th> <th></th> </tr> <tr> <th>MHz</th> <th>dBuV/m</th> <th>dBuV/m</th> <th>dBuV</th> <th>dB/m</th> <th>dB</th> <th>dB</th> <th>cm</th> <th>deg</th> </tr> </thead> <tbody> <tr> <td>1</td> <td>5459.68</td> <td>54.50</td> <td>74.00</td> <td>-19.50</td> <td>40.73</td> <td>34.81</td> <td>11.12</td> <td>32.16</td> <td>364</td> <td>336 PEAK</td> </tr> <tr> <td>2</td> <td>5467.68</td> <td>61.27</td> <td>68.30</td> <td>-7.03</td> <td>47.48</td> <td>34.81</td> <td>11.15</td> <td>32.17</td> <td>364</td> <td>336 PEAK</td> </tr> </tbody> </table>	Limit	Margin	Read	Ant	Cable	Preamp	APos	TPos	Remark	Freq	Level	Line	(dB)	Level	Factor	Loss	Factor		MHz	dBuV/m	dBuV/m	dBuV	dB/m	dB	dB	cm	deg	1	5459.68	54.50	74.00	-19.50	40.73	34.81	11.12	32.16	364	336 PEAK	2	5467.68	61.27	68.30	-7.03	47.48	34.81	11.15	32.17	364	336 PEAK	 <p style="text-align: right;">Date: 2023-12-30</p> <table border="1"> <thead> <tr> <th>Limit</th> <th>Margin</th> <th>Read</th> <th>Ant</th> <th>Cable</th> <th>Preamp</th> <th>APos</th> <th>TPos</th> <th>Remark</th> </tr> <tr> <th>Freq</th> <th>Level</th> <th>Line</th> <th>(dB)</th> <th>Level</th> <th>Factor</th> <th>Loss</th> <th>Factor</th> <th></th> </tr> <tr> <th>MHz</th> <th>dBuV/m</th> <th>dBuV/m</th> <th>dBuV</th> <th>dB/m</th> <th>dB</th> <th>dB</th> <th>cm</th> <th>deg</th> </tr> </thead> <tbody> <tr> <td>1</td> <td>5510.00</td> <td>96.41</td> <td>-----</td> <td>-----</td> <td>82.51</td> <td>34.81</td> <td>11.30</td> <td>32.21</td> <td>364</td> <td>336 PEAK</td> </tr> </tbody> </table>	Limit	Margin	Read	Ant	Cable	Preamp	APos	TPos	Remark	Freq	Level	Line	(dB)	Level	Factor	Loss	Factor		MHz	dBuV/m	dBuV/m	dBuV	dB/m	dB	dB	cm	deg	1	5510.00	96.41	-----	-----	82.51	34.81	11.30	32.21	364	336 PEAK
	Limit	Margin	Read	Ant	Cable	Preamp	APos	TPos	Remark																																																																																
Freq	Level	Line	(dB)	Level	Factor	Loss	Factor																																																																																		
MHz	dBuV/m	dBuV/m	dBuV	dB/m	dB	dB	cm	deg																																																																																	
1	5459.68	54.50	74.00	-19.50	40.73	34.81	11.12	32.16	364	336 PEAK																																																																															
2	5467.68	61.27	68.30	-7.03	47.48	34.81	11.15	32.17	364	336 PEAK																																																																															
Limit	Margin	Read	Ant	Cable	Preamp	APos	TPos	Remark																																																																																	
Freq	Level	Line	(dB)	Level	Factor	Loss	Factor																																																																																		
MHz	dBuV/m	dBuV/m	dBuV	dB/m	dB	dB	cm	deg																																																																																	
1	5510.00	96.41	-----	-----	82.51	34.81	11.30	32.21	364	336 PEAK																																																																															
Avg	 <p style="text-align: right;">Date: 2023-12-30</p> <table border="1"> <thead> <tr> <th>Limit</th> <th>Margin</th> <th>Read</th> <th>Ant</th> <th>Cable</th> <th>Preamp</th> <th>APos</th> <th>TPos</th> <th>Remark</th> </tr> <tr> <th>Freq</th> <th>Level</th> <th>Line</th> <th>(dB)</th> <th>Level</th> <th>Factor</th> <th>Loss</th> <th>Factor</th> <th></th> </tr> <tr> <th>MHz</th> <th>dBuV/m</th> <th>dBuV/m</th> <th>dBuV</th> <th>dB/m</th> <th>dB</th> <th>dB</th> <th>cm</th> <th>deg</th> </tr> </thead> <tbody> <tr> <td>1</td> <td>5459.06</td> <td>43.67</td> <td>54.00</td> <td>-10.33</td> <td>29.90</td> <td>34.81</td> <td>11.12</td> <td>32.16</td> <td>364</td> <td>336 AVERAGE</td> </tr> </tbody> </table>	Limit	Margin	Read	Ant	Cable	Preamp	APos	TPos	Remark	Freq	Level	Line	(dB)	Level	Factor	Loss	Factor		MHz	dBuV/m	dBuV/m	dBuV	dB/m	dB	dB	cm	deg	1	5459.06	43.67	54.00	-10.33	29.90	34.81	11.12	32.16	364	336 AVERAGE	 <p style="text-align: right;">Date: 2023-12-30</p> <table border="1"> <thead> <tr> <th>Limit</th> <th>Margin</th> <th>Read</th> <th>Ant</th> <th>Cable</th> <th>Preamp</th> <th>APos</th> <th>TPos</th> <th>Remark</th> </tr> <tr> <th>Freq</th> <th>Level</th> <th>Line</th> <th>(dB)</th> <th>Level</th> <th>Factor</th> <th>Loss</th> <th>Factor</th> <th></th> </tr> <tr> <th>MHz</th> <th>dBuV/m</th> <th>dBuV/m</th> <th>dBuV</th> <th>dB/m</th> <th>dB</th> <th>dB</th> <th>cm</th> <th>deg</th> </tr> </thead> <tbody> <tr> <td>1</td> <td>5510.00</td> <td>89.55</td> <td>-----</td> <td>-----</td> <td>75.65</td> <td>34.81</td> <td>11.30</td> <td>32.21</td> <td>364</td> <td>336 AVERAGE</td> </tr> </tbody> </table>	Limit	Margin	Read	Ant	Cable	Preamp	APos	TPos	Remark	Freq	Level	Line	(dB)	Level	Factor	Loss	Factor		MHz	dBuV/m	dBuV/m	dBuV	dB/m	dB	dB	cm	deg	1	5510.00	89.55	-----	-----	75.65	34.81	11.30	32.21	364	336 AVERAGE											
Limit	Margin	Read	Ant	Cable	Preamp	APos	TPos	Remark																																																																																	
Freq	Level	Line	(dB)	Level	Factor	Loss	Factor																																																																																		
MHz	dBuV/m	dBuV/m	dBuV	dB/m	dB	dB	cm	deg																																																																																	
1	5459.06	43.67	54.00	-10.33	29.90	34.81	11.12	32.16	364	336 AVERAGE																																																																															
Limit	Margin	Read	Ant	Cable	Preamp	APos	TPos	Remark																																																																																	
Freq	Level	Line	(dB)	Level	Factor	Loss	Factor																																																																																		
MHz	dBuV/m	dBuV/m	dBuV	dB/m	dB	dB	cm	deg																																																																																	
1	5510.00	89.55	-----	-----	75.65	34.81	11.30	32.21	364	336 AVERAGE																																																																															



Mode	23																																							
	Band Edge - R																																							
	U-NII-2C_5.47-5.725_802.11ac VHT40_CH102_5510MHz																																							
ANT	8																																							
Pol.	Vertical	Fundamental																																						
Peak	<p>Date: 2023-12-30</p> <table border="1"> <thead> <tr> <th>Limit</th> <th>Margin</th> <th>Read</th> <th>Ant</th> <th>Cable</th> <th>Preamp</th> <th>APos</th> <th>TPos</th> <th>Remark</th> </tr> <tr> <th>Freq</th> <th>Level</th> <th>Line</th> <th>Level</th> <th>Factor</th> <th>Loss Factor</th> <th>dB</th> <th>cm</th> <th>deg</th> </tr> <tr> <th>MHz</th> <th>dBuV/m</th> <th>dBuV/m</th> <th>dBuV</th> <th>dB/m</th> <th>dB</th> <th>dB</th> <th>cm</th> <th>deg</th> </tr> </thead> <tbody> <tr> <td>1</td> <td>5759.77</td> <td>52.56</td> <td>68.30</td> <td>-15.74</td> <td>38.17</td> <td>35.16</td> <td>11.64</td> <td>32.41</td> <td>364</td> <td>336 PEAK</td> </tr> </tbody> </table>	Limit	Margin	Read	Ant	Cable	Preamp	APos	TPos	Remark	Freq	Level	Line	Level	Factor	Loss Factor	dB	cm	deg	MHz	dBuV/m	dBuV/m	dBuV	dB/m	dB	dB	cm	deg	1	5759.77	52.56	68.30	-15.74	38.17	35.16	11.64	32.41	364	336 PEAK	Blank
Limit	Margin	Read	Ant	Cable	Preamp	APos	TPos	Remark																																
Freq	Level	Line	Level	Factor	Loss Factor	dB	cm	deg																																
MHz	dBuV/m	dBuV/m	dBuV	dB/m	dB	dB	cm	deg																																
1	5759.77	52.56	68.30	-15.74	38.17	35.16	11.64	32.41	364	336 PEAK																														

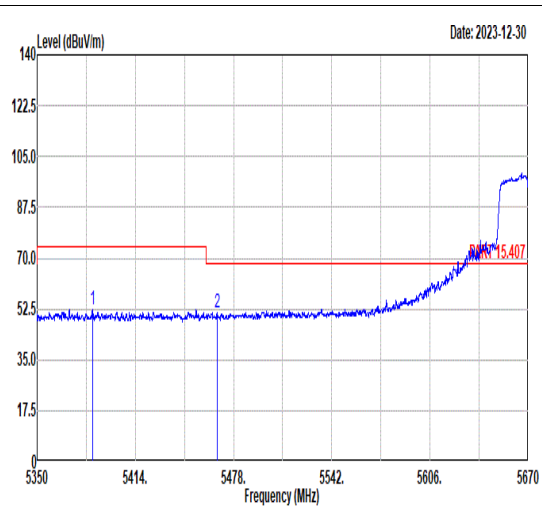
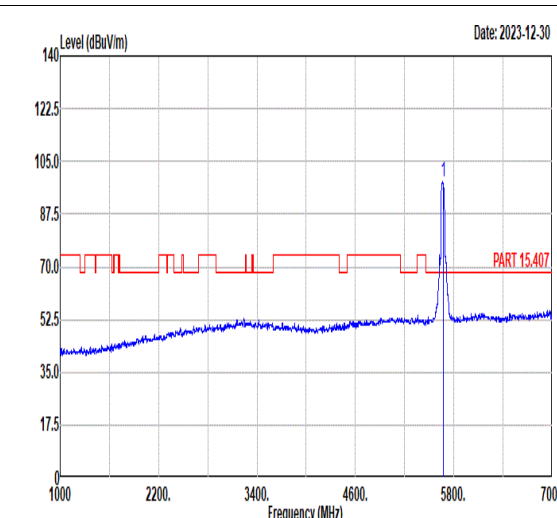
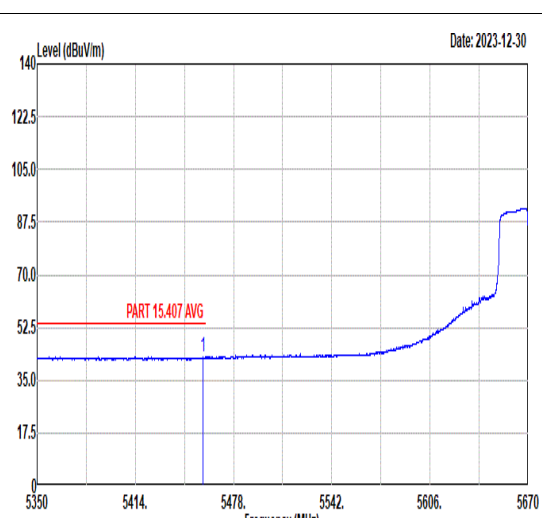
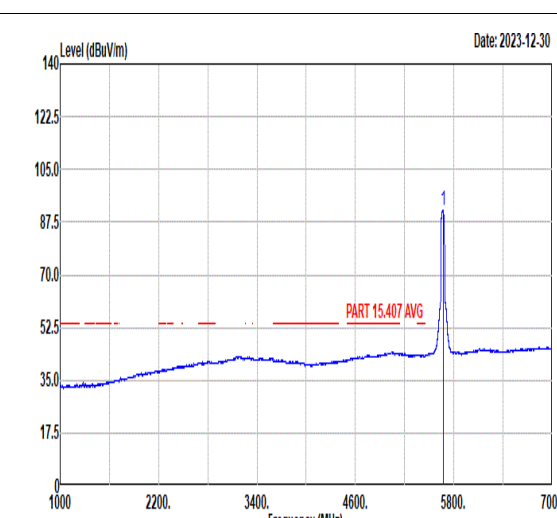


Mode	24																																																									
	Band Edge - L																																																									
	U-NII-2C_5.47-5.725_802.11ac VHT40_CH134_5670MHz																																																									
ANT	8																																																									
Pol.	Horizontal	Fundamental																																																								
Peak	<table border="1"> <thead> <tr> <th>Limit Margin</th> <th>Read</th> <th>Ant</th> <th>Cable</th> <th>Preamp</th> <th>APos</th> <th>TPos</th> <th>Remark</th> </tr> <tr> <th>Freq Level Line (dB)</th> <th>Level Factor</th> <th>Loss Factor</th> <th></th> <th></th> <th>cm</th> <th>deg</th> <th></th> </tr> </thead> <tbody> <tr> <td>1 5392.43 52.00 74.00 -22.00</td> <td>38.35</td> <td>34.82</td> <td>10.91</td> <td>32.08</td> <td>211</td> <td>355</td> <td>PEAK</td> </tr> <tr> <td>2 5462.51 51.06 68.30 -17.24</td> <td>37.29</td> <td>34.81</td> <td>11.13</td> <td>32.17</td> <td>211</td> <td>355</td> <td>PEAK</td> </tr> </tbody> </table>	Limit Margin	Read	Ant	Cable	Preamp	APos	TPos	Remark	Freq Level Line (dB)	Level Factor	Loss Factor			cm	deg		1 5392.43 52.00 74.00 -22.00	38.35	34.82	10.91	32.08	211	355	PEAK	2 5462.51 51.06 68.30 -17.24	37.29	34.81	11.13	32.17	211	355	PEAK	<table border="1"> <thead> <tr> <th>Limit Margin</th> <th>Read</th> <th>Ant</th> <th>Cable</th> <th>Preamp</th> <th>APos</th> <th>TPos</th> <th>Remark</th> </tr> <tr> <th>Freq Level Line (dB)</th> <th>Level Factor</th> <th>Loss Factor</th> <th></th> <th></th> <th>cm</th> <th>deg</th> <th></th> </tr> </thead> <tbody> <tr> <td>1 5670.00 98.21</td> <td>83.83</td> <td>35.04</td> <td>11.68</td> <td>32.34</td> <td>211</td> <td>355</td> <td>PEAK</td> </tr> </tbody> </table>	Limit Margin	Read	Ant	Cable	Preamp	APos	TPos	Remark	Freq Level Line (dB)	Level Factor	Loss Factor			cm	deg		1 5670.00 98.21	83.83	35.04	11.68	32.34	211	355	PEAK
	Limit Margin	Read	Ant	Cable	Preamp	APos	TPos	Remark																																																		
Freq Level Line (dB)	Level Factor	Loss Factor			cm	deg																																																				
1 5392.43 52.00 74.00 -22.00	38.35	34.82	10.91	32.08	211	355	PEAK																																																			
2 5462.51 51.06 68.30 -17.24	37.29	34.81	11.13	32.17	211	355	PEAK																																																			
Limit Margin	Read	Ant	Cable	Preamp	APos	TPos	Remark																																																			
Freq Level Line (dB)	Level Factor	Loss Factor			cm	deg																																																				
1 5670.00 98.21	83.83	35.04	11.68	32.34	211	355	PEAK																																																			
Avg	<table border="1"> <thead> <tr> <th>Limit Margin</th> <th>Read</th> <th>Ant</th> <th>Cable</th> <th>Preamp</th> <th>APos</th> <th>TPos</th> <th>Remark</th> </tr> <tr> <th>Freq Level Line (dB)</th> <th>Level Factor</th> <th>Loss Factor</th> <th></th> <th></th> <th>cm</th> <th>deg</th> <th></th> </tr> </thead> <tbody> <tr> <td>1 5411.92 42.67 54.00 -11.33</td> <td>29.04</td> <td>34.82</td> <td>10.92</td> <td>32.11</td> <td>211</td> <td>355</td> <td>AVERAGE</td> </tr> </tbody> </table>	Limit Margin	Read	Ant	Cable	Preamp	APos	TPos	Remark	Freq Level Line (dB)	Level Factor	Loss Factor			cm	deg		1 5411.92 42.67 54.00 -11.33	29.04	34.82	10.92	32.11	211	355	AVERAGE	<table border="1"> <thead> <tr> <th>Limit Margin</th> <th>Read</th> <th>Ant</th> <th>Cable</th> <th>Preamp</th> <th>APos</th> <th>TPos</th> <th>Remark</th> </tr> <tr> <th>Freq Level Line (dB)</th> <th>Level Factor</th> <th>Loss Factor</th> <th></th> <th></th> <th>cm</th> <th>deg</th> <th></th> </tr> </thead> <tbody> <tr> <td>1 5670.00 92.00</td> <td>77.62</td> <td>35.04</td> <td>11.68</td> <td>32.34</td> <td>211</td> <td>355</td> <td>AVERAGE</td> </tr> </tbody> </table>	Limit Margin	Read	Ant	Cable	Preamp	APos	TPos	Remark	Freq Level Line (dB)	Level Factor	Loss Factor			cm	deg		1 5670.00 92.00	77.62	35.04	11.68	32.34	211	355	AVERAGE								
Limit Margin	Read	Ant	Cable	Preamp	APos	TPos	Remark																																																			
Freq Level Line (dB)	Level Factor	Loss Factor			cm	deg																																																				
1 5411.92 42.67 54.00 -11.33	29.04	34.82	10.92	32.11	211	355	AVERAGE																																																			
Limit Margin	Read	Ant	Cable	Preamp	APos	TPos	Remark																																																			
Freq Level Line (dB)	Level Factor	Loss Factor			cm	deg																																																				
1 5670.00 92.00	77.62	35.04	11.68	32.34	211	355	AVERAGE																																																			



Mode	24																																							
	Band Edge - R																																							
	U-NII-2C_5.47-5.725_802.11ac VHT40_CH134_5670MHz																																							
ANT	8																																							
Pol.	Horizontal	Fundamental																																						
Peak	<p>Date: 2023-12-30</p> <table border="1"> <thead> <tr> <th>Limit</th> <th>Margin</th> <th>Read</th> <th>Ant</th> <th>Cable</th> <th>Preamp</th> <th>APos</th> <th>TPos</th> <th>Remark</th> </tr> <tr> <th>Freq</th> <th>Level</th> <th>Line</th> <th>Level</th> <th>Factor</th> <th>Loss Factor</th> <th></th> <th></th> <th></th> </tr> <tr> <th>MHz</th> <th>dBuV/m</th> <th>dBuV/m</th> <th>dBuV</th> <th>dB/m</th> <th>dB</th> <th>dB</th> <th>cm</th> <th>deg</th> </tr> </thead> <tbody> <tr> <td>1</td> <td>5726.57</td> <td>60.26</td> <td>68.30</td> <td>-8.04</td> <td>45.88</td> <td>35.12</td> <td>11.65</td> <td>32.39</td> <td>211</td> <td>355 PEAK</td> </tr> </tbody> </table>	Limit	Margin	Read	Ant	Cable	Preamp	APos	TPos	Remark	Freq	Level	Line	Level	Factor	Loss Factor				MHz	dBuV/m	dBuV/m	dBuV	dB/m	dB	dB	cm	deg	1	5726.57	60.26	68.30	-8.04	45.88	35.12	11.65	32.39	211	355 PEAK	Blank
Limit	Margin	Read	Ant	Cable	Preamp	APos	TPos	Remark																																
Freq	Level	Line	Level	Factor	Loss Factor																																			
MHz	dBuV/m	dBuV/m	dBuV	dB/m	dB	dB	cm	deg																																
1	5726.57	60.26	68.30	-8.04	45.88	35.12	11.65	32.39	211	355 PEAK																														



Mode	24																																																																																								
	Band Edge - L																																																																																								
	U-NII-2C_5.47-5.725_802.11ac VHT40_CH134_5670MHz																																																																																								
ANT	8																																																																																								
Pol.	Vertical	Fundamental																																																																																							
Peak	 <p>Date: 2023-12-30</p> <table border="1"> <thead> <tr> <th>Limit</th> <th>Margin</th> <th>Read</th> <th>Ant</th> <th>Cable</th> <th>Preamp</th> <th>APos</th> <th>TPos</th> <th>Remark</th> </tr> <tr> <th>Freq</th> <th>Level</th> <th>Line</th> <th>(dB)</th> <th>Level</th> <th>Factor</th> <th>Loss</th> <th>Factor</th> <th></th> </tr> <tr> <th>MHz</th> <th>dBuV/m</th> <th>dBuV/m</th> <th>dBuV</th> <th>dB/m</th> <th>dB</th> <th>dB</th> <th>cm</th> <th>deg</th> </tr> </thead> <tbody> <tr> <td>1</td> <td>5386.03</td> <td>52.23</td> <td>74.00</td> <td>-21.77</td> <td>38.56</td> <td>34.82</td> <td>10.92</td> <td>32.07</td> <td>380</td> <td>335 PEAK</td> </tr> <tr> <td>2</td> <td>5467.31</td> <td>51.09</td> <td>68.30</td> <td>-17.21</td> <td>37.30</td> <td>34.81</td> <td>11.15</td> <td>32.17</td> <td>380</td> <td>335 PEAK</td> </tr> </tbody> </table>	Limit	Margin	Read	Ant	Cable	Preamp	APos	TPos	Remark	Freq	Level	Line	(dB)	Level	Factor	Loss	Factor		MHz	dBuV/m	dBuV/m	dBuV	dB/m	dB	dB	cm	deg	1	5386.03	52.23	74.00	-21.77	38.56	34.82	10.92	32.07	380	335 PEAK	2	5467.31	51.09	68.30	-17.21	37.30	34.81	11.15	32.17	380	335 PEAK	 <p>Date: 2023-12-30</p> <table border="1"> <thead> <tr> <th>Limit</th> <th>Margin</th> <th>Read</th> <th>Ant</th> <th>Cable</th> <th>Preamp</th> <th>APos</th> <th>TPos</th> <th>Remark</th> </tr> <tr> <th>Freq</th> <th>Level</th> <th>Line</th> <th>(dB)</th> <th>Level</th> <th>Factor</th> <th>Loss</th> <th>Factor</th> <th></th> </tr> <tr> <th>MHz</th> <th>dBuV/m</th> <th>dBuV/m</th> <th>dBuV</th> <th>dB/m</th> <th>dB</th> <th>dB</th> <th>cm</th> <th>deg</th> </tr> </thead> <tbody> <tr> <td>1</td> <td>5670.00</td> <td>98.41</td> <td>-----</td> <td>-----</td> <td>84.04</td> <td>35.03</td> <td>11.68</td> <td>32.34</td> <td>380</td> <td>335 PEAK</td> </tr> </tbody> </table>	Limit	Margin	Read	Ant	Cable	Preamp	APos	TPos	Remark	Freq	Level	Line	(dB)	Level	Factor	Loss	Factor		MHz	dBuV/m	dBuV/m	dBuV	dB/m	dB	dB	cm	deg	1	5670.00	98.41	-----	-----	84.04	35.03	11.68	32.34	380	335 PEAK
	Limit	Margin	Read	Ant	Cable	Preamp	APos	TPos	Remark																																																																																
Freq	Level	Line	(dB)	Level	Factor	Loss	Factor																																																																																		
MHz	dBuV/m	dBuV/m	dBuV	dB/m	dB	dB	cm	deg																																																																																	
1	5386.03	52.23	74.00	-21.77	38.56	34.82	10.92	32.07	380	335 PEAK																																																																															
2	5467.31	51.09	68.30	-17.21	37.30	34.81	11.15	32.17	380	335 PEAK																																																																															
Limit	Margin	Read	Ant	Cable	Preamp	APos	TPos	Remark																																																																																	
Freq	Level	Line	(dB)	Level	Factor	Loss	Factor																																																																																		
MHz	dBuV/m	dBuV/m	dBuV	dB/m	dB	dB	cm	deg																																																																																	
1	5670.00	98.41	-----	-----	84.04	35.03	11.68	32.34	380	335 PEAK																																																																															
Avg	 <p>Date: 2023-12-30</p> <table border="1"> <thead> <tr> <th>Limit</th> <th>Margin</th> <th>Read</th> <th>Ant</th> <th>Cable</th> <th>Preamp</th> <th>APos</th> <th>TPos</th> <th>Remark</th> </tr> <tr> <th>Freq</th> <th>Level</th> <th>Line</th> <th>(dB)</th> <th>Level</th> <th>Factor</th> <th>Loss</th> <th>Factor</th> <th></th> </tr> <tr> <th>MHz</th> <th>dBuV/m</th> <th>dBuV/m</th> <th>dBuV</th> <th>dB/m</th> <th>dB</th> <th>dB</th> <th>cm</th> <th>deg</th> </tr> </thead> <tbody> <tr> <td>1</td> <td>5458.00</td> <td>42.58</td> <td>54.00</td> <td>-11.42</td> <td>28.82</td> <td>34.81</td> <td>11.11</td> <td>32.16</td> <td>380</td> <td>335 AVERAGE</td> </tr> </tbody> </table>	Limit	Margin	Read	Ant	Cable	Preamp	APos	TPos	Remark	Freq	Level	Line	(dB)	Level	Factor	Loss	Factor		MHz	dBuV/m	dBuV/m	dBuV	dB/m	dB	dB	cm	deg	1	5458.00	42.58	54.00	-11.42	28.82	34.81	11.11	32.16	380	335 AVERAGE	 <p>Date: 2023-12-30</p> <table border="1"> <thead> <tr> <th>Limit</th> <th>Margin</th> <th>Read</th> <th>Ant</th> <th>Cable</th> <th>Preamp</th> <th>APos</th> <th>TPos</th> <th>Remark</th> </tr> <tr> <th>Freq</th> <th>Level</th> <th>Line</th> <th>(dB)</th> <th>Level</th> <th>Factor</th> <th>Loss</th> <th>Factor</th> <th></th> </tr> <tr> <th>MHz</th> <th>dBuV/m</th> <th>dBuV/m</th> <th>dBuV</th> <th>dB/m</th> <th>dB</th> <th>dB</th> <th>cm</th> <th>deg</th> </tr> </thead> <tbody> <tr> <td>1</td> <td>5670.00</td> <td>91.24</td> <td>-----</td> <td>-----</td> <td>76.87</td> <td>35.03</td> <td>11.68</td> <td>32.34</td> <td>380</td> <td>335 AVERAGE</td> </tr> </tbody> </table>	Limit	Margin	Read	Ant	Cable	Preamp	APos	TPos	Remark	Freq	Level	Line	(dB)	Level	Factor	Loss	Factor		MHz	dBuV/m	dBuV/m	dBuV	dB/m	dB	dB	cm	deg	1	5670.00	91.24	-----	-----	76.87	35.03	11.68	32.34	380	335 AVERAGE											
Limit	Margin	Read	Ant	Cable	Preamp	APos	TPos	Remark																																																																																	
Freq	Level	Line	(dB)	Level	Factor	Loss	Factor																																																																																		
MHz	dBuV/m	dBuV/m	dBuV	dB/m	dB	dB	cm	deg																																																																																	
1	5458.00	42.58	54.00	-11.42	28.82	34.81	11.11	32.16	380	335 AVERAGE																																																																															
Limit	Margin	Read	Ant	Cable	Preamp	APos	TPos	Remark																																																																																	
Freq	Level	Line	(dB)	Level	Factor	Loss	Factor																																																																																		
MHz	dBuV/m	dBuV/m	dBuV	dB/m	dB	dB	cm	deg																																																																																	
1	5670.00	91.24	-----	-----	76.87	35.03	11.68	32.34	380	335 AVERAGE																																																																															

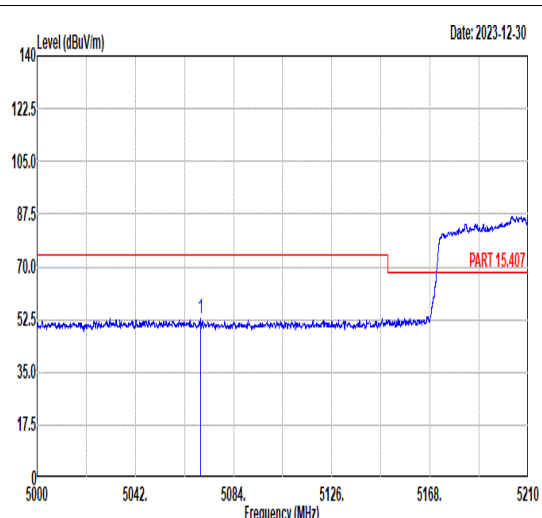
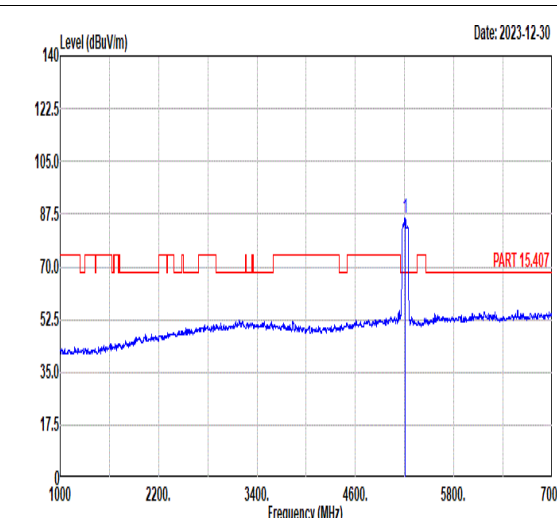
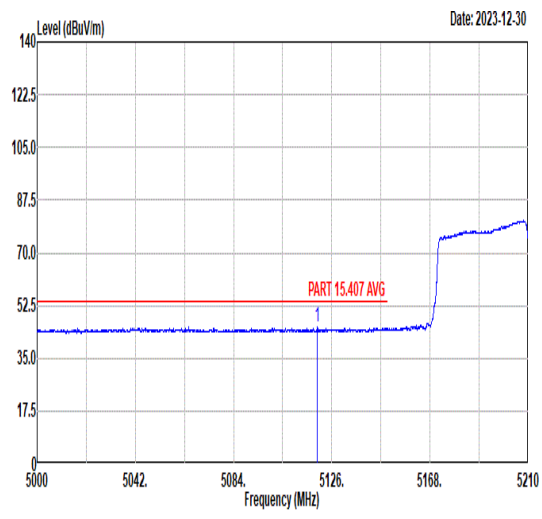
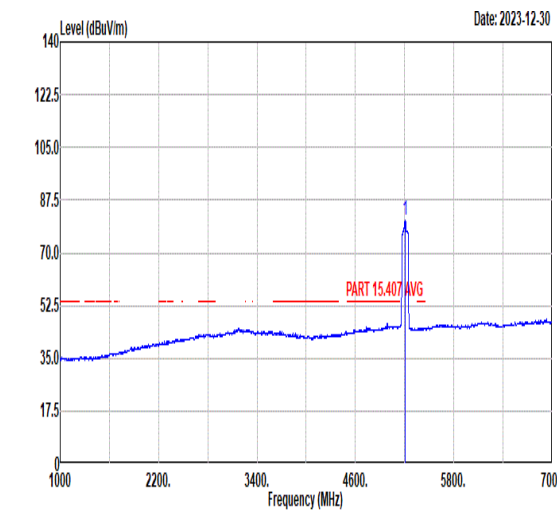


Mode	24																																								
	Band Edge - R																																								
	U-NII-2C_5.47-5.725_802.11ac VHT40_CH134_5670MHz																																								
ANT	8																																								
Pol.	Vertical	Fundamental																																							
Peak	<p>Date: 2023-12-30</p> <table border="1"> <thead> <tr> <th>Limit</th> <th>Margin</th> <th>Read</th> <th>Ant</th> <th>Cable</th> <th>Preamp</th> <th>APos</th> <th>TPos</th> <th>Remark</th> </tr> <tr> <th>Freq</th> <th>Level</th> <th>Line</th> <th>Level</th> <th>Factor</th> <th>Loss Factor</th> <th></th> <th></th> <th></th> </tr> <tr> <th>MHz</th> <th>dBuV/m</th> <th>dBuV/m</th> <th>dBuV</th> <th>dB/m</th> <th>dB</th> <th>dB</th> <th>cm</th> <th>deg</th> </tr> </thead> <tbody> <tr> <td>1</td> <td>5726.11</td> <td>63.18</td> <td>68.30</td> <td>-5.12</td> <td>48.80</td> <td>35.12</td> <td>11.65</td> <td>32.39</td> <td>380</td> <td>335</td> <td>PEAK</td> </tr> </tbody> </table>	Limit	Margin	Read	Ant	Cable	Preamp	APos	TPos	Remark	Freq	Level	Line	Level	Factor	Loss Factor				MHz	dBuV/m	dBuV/m	dBuV	dB/m	dB	dB	cm	deg	1	5726.11	63.18	68.30	-5.12	48.80	35.12	11.65	32.39	380	335	PEAK	Blank
Limit	Margin	Read	Ant	Cable	Preamp	APos	TPos	Remark																																	
Freq	Level	Line	Level	Factor	Loss Factor																																				
MHz	dBuV/m	dBuV/m	dBuV	dB/m	dB	dB	cm	deg																																	
1	5726.11	63.18	68.30	-5.12	48.80	35.12	11.65	32.39	380	335	PEAK																														



Mode	24																																																																																				
	Harmonic																																																																																				
	U-NII-2C_5.47-5.725_802.11ac VHT40_CH134_5670MHz																																																																																				
ANT	8																																																																																				
Pol.	Horizontal	Vertical																																																																																			
Peak Avg	<p>Date: 2024-01-01</p>	<p>Date: 2024-01-01</p>																																																																																			
	<table border="1"> <thead> <tr> <th>Limit</th> <th>Read</th> <th>Ant</th> <th>Cable</th> <th>Preamp</th> <th>Apos</th> <th>TPos</th> <th>Remark</th> </tr> <tr> <th>Freq</th> <th>Level</th> <th>Line Margin</th> <th>Level</th> <th>Factor</th> <th>Loss Factor</th> <th></th> <th></th> </tr> <tr> <th>MHz</th> <th>dBuV/m</th> <th>dBuV/m</th> <th>dB</th> <th>dBuV</th> <th>dB/m</th> <th>dB</th> <th>dB</th> </tr> </thead> <tbody> <tr> <td>1 11340.00</td> <td>47.55</td> <td>74.00</td> <td>-26.45</td> <td>43.87</td> <td>39.67</td> <td>14.74</td> <td>50.73</td> <td>-- -- Peak</td> </tr> <tr> <td>2 17010.00</td> <td>47.97</td> <td>68.30</td> <td>-20.33</td> <td>39.67</td> <td>42.50</td> <td>17.51</td> <td>51.71</td> <td>-- -- Peak</td> </tr> </tbody> </table>	Limit	Read	Ant	Cable	Preamp	Apos	TPos	Remark	Freq	Level	Line Margin	Level	Factor	Loss Factor			MHz	dBuV/m	dBuV/m	dB	dBuV	dB/m	dB	dB	1 11340.00	47.55	74.00	-26.45	43.87	39.67	14.74	50.73	-- -- Peak	2 17010.00	47.97	68.30	-20.33	39.67	42.50	17.51	51.71	-- -- Peak	<table border="1"> <thead> <tr> <th>Limit</th> <th>Read</th> <th>Ant</th> <th>Cable</th> <th>Preamp</th> <th>Apos</th> <th>TPos</th> <th>Remark</th> </tr> <tr> <th>Freq</th> <th>Level</th> <th>Line Margin</th> <th>Level</th> <th>Factor</th> <th>Loss Factor</th> <th></th> <th></th> </tr> <tr> <th>MHz</th> <th>dBuV/m</th> <th>dBuV/m</th> <th>dB</th> <th>dBuV</th> <th>dB/m</th> <th>dB</th> <th>dB</th> </tr> </thead> <tbody> <tr> <td>1 11340.00</td> <td>47.37</td> <td>74.00</td> <td>-26.63</td> <td>43.69</td> <td>39.67</td> <td>14.74</td> <td>50.73</td> <td>-- -- Peak</td> </tr> <tr> <td>2 17010.00</td> <td>48.53</td> <td>68.30</td> <td>-19.77</td> <td>40.23</td> <td>42.50</td> <td>17.51</td> <td>51.71</td> <td>-- -- Peak</td> </tr> </tbody> </table>	Limit	Read	Ant	Cable	Preamp	Apos	TPos	Remark	Freq	Level	Line Margin	Level	Factor	Loss Factor			MHz	dBuV/m	dBuV/m	dB	dBuV	dB/m	dB	dB	1 11340.00	47.37	74.00	-26.63	43.69	39.67	14.74	50.73	-- -- Peak	2 17010.00	48.53	68.30	-19.77	40.23	42.50	17.51	51.71
Limit	Read	Ant	Cable	Preamp	Apos	TPos	Remark																																																																														
Freq	Level	Line Margin	Level	Factor	Loss Factor																																																																																
MHz	dBuV/m	dBuV/m	dB	dBuV	dB/m	dB	dB																																																																														
1 11340.00	47.55	74.00	-26.45	43.87	39.67	14.74	50.73	-- -- Peak																																																																													
2 17010.00	47.97	68.30	-20.33	39.67	42.50	17.51	51.71	-- -- Peak																																																																													
Limit	Read	Ant	Cable	Preamp	Apos	TPos	Remark																																																																														
Freq	Level	Line Margin	Level	Factor	Loss Factor																																																																																
MHz	dBuV/m	dBuV/m	dB	dBuV	dB/m	dB	dB																																																																														
1 11340.00	47.37	74.00	-26.63	43.69	39.67	14.74	50.73	-- -- Peak																																																																													
2 17010.00	48.53	68.30	-19.77	40.23	42.50	17.51	51.71	-- -- Peak																																																																													



Mode	25																																																																															
	Band Edge - L																																																																															
	U-NII-1_5.15-5.25_802.11ac VHT80_CH42_5210MHz																																																																															
ANT	8																																																																															
Pol.	Horizontal	Fundamental																																																																														
Peak	 <p>Date: 2023-12-30</p> <table border="1"> <thead> <tr> <th>Limit</th> <th>Margin</th> <th>Read</th> <th>Ant</th> <th>Cable</th> <th>Preamp</th> <th>APos</th> <th>TPos</th> <th>Remark</th> </tr> <tr> <th>Freq</th> <th>Level</th> <th>Line</th> <th>(dB)</th> <th>Level</th> <th>Factor</th> <th>Loss</th> <th>Factor</th> <th></th> </tr> <tr> <th>MHz</th> <th>dBuV/m</th> <th>dBuV/m</th> <th>dB</th> <th>dBuV</th> <th>dB/m</th> <th>dB</th> <th>dB</th> <th>cm</th> <th>deg</th> </tr> </thead> <tbody> <tr> <td>1</td> <td>5069.85</td> <td>53.01</td> <td>74.00</td> <td>-20.99</td> <td>38.67</td> <td>34.89</td> <td>11.13</td> <td>31.68</td> <td>227</td> <td>353 PEAK</td> </tr> </tbody> </table>	Limit	Margin	Read	Ant	Cable	Preamp	APos	TPos	Remark	Freq	Level	Line	(dB)	Level	Factor	Loss	Factor		MHz	dBuV/m	dBuV/m	dB	dBuV	dB/m	dB	dB	cm	deg	1	5069.85	53.01	74.00	-20.99	38.67	34.89	11.13	31.68	227	353 PEAK	 <p>Date: 2023-12-30</p> <table border="1"> <thead> <tr> <th>Limit</th> <th>Margin</th> <th>Read</th> <th>Ant</th> <th>Cable</th> <th>Preamp</th> <th>APos</th> <th>TPos</th> <th>Remark</th> </tr> <tr> <th>Freq</th> <th>Level</th> <th>Line</th> <th>(dB)</th> <th>Level</th> <th>Factor</th> <th>Loss</th> <th>Factor</th> <th></th> </tr> <tr> <th>MHz</th> <th>dBuV/m</th> <th>dBuV/m</th> <th>dB</th> <th>dBuV</th> <th>dB/m</th> <th>dB</th> <th>dB</th> <th>cm</th> <th>deg</th> </tr> </thead> <tbody> <tr> <td>1</td> <td>5210.00</td> <td>86.14</td> <td>-----</td> <td>-----</td> <td>72.08</td> <td>34.86</td> <td>11.05</td> <td>31.85</td> <td>227</td> <td>353 PEAK</td> </tr> </tbody> </table>	Limit	Margin	Read	Ant	Cable	Preamp	APos	TPos	Remark	Freq	Level	Line	(dB)	Level	Factor	Loss	Factor		MHz	dBuV/m	dBuV/m	dB	dBuV	dB/m	dB	dB	cm	deg	1	5210.00	86.14	-----	-----	72.08	34.86	11.05	31.85	227	353 PEAK
	Limit	Margin	Read	Ant	Cable	Preamp	APos	TPos	Remark																																																																							
Freq	Level	Line	(dB)	Level	Factor	Loss	Factor																																																																									
MHz	dBuV/m	dBuV/m	dB	dBuV	dB/m	dB	dB	cm	deg																																																																							
1	5069.85	53.01	74.00	-20.99	38.67	34.89	11.13	31.68	227	353 PEAK																																																																						
Limit	Margin	Read	Ant	Cable	Preamp	APos	TPos	Remark																																																																								
Freq	Level	Line	(dB)	Level	Factor	Loss	Factor																																																																									
MHz	dBuV/m	dBuV/m	dB	dBuV	dB/m	dB	dB	cm	deg																																																																							
1	5210.00	86.14	-----	-----	72.08	34.86	11.05	31.85	227	353 PEAK																																																																						
Avg	 <p>Date: 2023-12-30</p> <table border="1"> <thead> <tr> <th>Limit</th> <th>Margin</th> <th>Read</th> <th>Ant</th> <th>Cable</th> <th>Preamp</th> <th>APos</th> <th>TPos</th> <th>Remark</th> </tr> <tr> <th>Freq</th> <th>Level</th> <th>Line</th> <th>(dB)</th> <th>Level</th> <th>Factor</th> <th>Loss</th> <th>Factor</th> <th></th> </tr> <tr> <th>MHz</th> <th>dBuV/m</th> <th>dBuV/m</th> <th>dB</th> <th>dBuV</th> <th>dB/m</th> <th>dB</th> <th>dB</th> <th>cm</th> <th>deg</th> </tr> </thead> <tbody> <tr> <td>1</td> <td>5119.81</td> <td>45.33</td> <td>54.00</td> <td>-8.67</td> <td>31.09</td> <td>34.88</td> <td>11.10</td> <td>31.74</td> <td>227</td> <td>353 AVERAGE</td> </tr> </tbody> </table>	Limit	Margin	Read	Ant	Cable	Preamp	APos	TPos	Remark	Freq	Level	Line	(dB)	Level	Factor	Loss	Factor		MHz	dBuV/m	dBuV/m	dB	dBuV	dB/m	dB	dB	cm	deg	1	5119.81	45.33	54.00	-8.67	31.09	34.88	11.10	31.74	227	353 AVERAGE	 <p>Date: 2023-12-30</p> <table border="1"> <thead> <tr> <th>Limit</th> <th>Margin</th> <th>Read</th> <th>Ant</th> <th>Cable</th> <th>Preamp</th> <th>APos</th> <th>TPos</th> <th>Remark</th> </tr> <tr> <th>Freq</th> <th>Level</th> <th>Line</th> <th>(dB)</th> <th>Level</th> <th>Factor</th> <th>Loss</th> <th>Factor</th> <th></th> </tr> <tr> <th>MHz</th> <th>dBuV/m</th> <th>dBuV/m</th> <th>dB</th> <th>dBuV</th> <th>dB/m</th> <th>dB</th> <th>dB</th> <th>cm</th> <th>deg</th> </tr> </thead> <tbody> <tr> <td>1</td> <td>5210.00</td> <td>80.96</td> <td>-----</td> <td>-----</td> <td>66.90</td> <td>34.86</td> <td>11.05</td> <td>31.85</td> <td>227</td> <td>353 AVERAGE</td> </tr> </tbody> </table>	Limit	Margin	Read	Ant	Cable	Preamp	APos	TPos	Remark	Freq	Level	Line	(dB)	Level	Factor	Loss	Factor		MHz	dBuV/m	dBuV/m	dB	dBuV	dB/m	dB	dB	cm	deg	1	5210.00	80.96	-----	-----	66.90	34.86	11.05	31.85	227	353 AVERAGE
Limit	Margin	Read	Ant	Cable	Preamp	APos	TPos	Remark																																																																								
Freq	Level	Line	(dB)	Level	Factor	Loss	Factor																																																																									
MHz	dBuV/m	dBuV/m	dB	dBuV	dB/m	dB	dB	cm	deg																																																																							
1	5119.81	45.33	54.00	-8.67	31.09	34.88	11.10	31.74	227	353 AVERAGE																																																																						
Limit	Margin	Read	Ant	Cable	Preamp	APos	TPos	Remark																																																																								
Freq	Level	Line	(dB)	Level	Factor	Loss	Factor																																																																									
MHz	dBuV/m	dBuV/m	dB	dBuV	dB/m	dB	dB	cm	deg																																																																							
1	5210.00	80.96	-----	-----	66.90	34.86	11.05	31.85	227	353 AVERAGE																																																																						



Mode	25																																									
	Band Edge - R																																									
	U-NII-1_5.15-5.25_802.11ac VHT80_CH42_5210MHz																																									
ANT	8																																									
Pol.	Horizontal	Fundamental																																								
Peak	<table border="1"> <thead> <tr> <th>Limit</th> <th>Margin</th> <th>Read</th> <th>Ant</th> <th>Cable</th> <th>Preamp</th> <th>APos</th> <th>TPos</th> <th>Remark</th> </tr> <tr> <th>Freq</th> <th>Level</th> <th>Line</th> <th>(dB)</th> <th>Level</th> <th>Factor</th> <th>Loss</th> <th>Factor</th> <th></th> </tr> <tr> <th>MHz</th> <th>dBuV/m</th> <th>dBuV/m</th> <th>dB</th> <th>dBuV</th> <th>dB/m</th> <th>dB</th> <th>dB</th> <th>cm</th> <th>deg</th> </tr> </thead> <tbody> <tr> <td>1</td> <td>5453.88</td> <td>51.84</td> <td>74.00</td> <td>-22.16</td> <td>38.10</td> <td>34.81</td> <td>11.09</td> <td>32.16</td> <td>227</td> <td>353</td> <td>PEAK</td> </tr> </tbody> </table>	Limit	Margin	Read	Ant	Cable	Preamp	APos	TPos	Remark	Freq	Level	Line	(dB)	Level	Factor	Loss	Factor		MHz	dBuV/m	dBuV/m	dB	dBuV	dB/m	dB	dB	cm	deg	1	5453.88	51.84	74.00	-22.16	38.10	34.81	11.09	32.16	227	353	PEAK	Blank
Limit	Margin	Read	Ant	Cable	Preamp	APos	TPos	Remark																																		
Freq	Level	Line	(dB)	Level	Factor	Loss	Factor																																			
MHz	dBuV/m	dBuV/m	dB	dBuV	dB/m	dB	dB	cm	deg																																	
1	5453.88	51.84	74.00	-22.16	38.10	34.81	11.09	32.16	227	353	PEAK																															
Avg	<table border="1"> <thead> <tr> <th>Limit</th> <th>Margin</th> <th>Read</th> <th>Ant</th> <th>Cable</th> <th>Preamp</th> <th>APos</th> <th>TPos</th> <th>Remark</th> </tr> <tr> <th>Freq</th> <th>Level</th> <th>Line</th> <th>(dB)</th> <th>Level</th> <th>Factor</th> <th>Loss</th> <th>Factor</th> <th></th> </tr> <tr> <th>MHz</th> <th>dBuV/m</th> <th>dBuV/m</th> <th>dB</th> <th>dBuV</th> <th>dB/m</th> <th>dB</th> <th>dB</th> <th>cm</th> <th>deg</th> </tr> </thead> <tbody> <tr> <td>1</td> <td>5388.38</td> <td>44.21</td> <td>54.00</td> <td>-9.79</td> <td>30.56</td> <td>34.82</td> <td>10.91</td> <td>32.08</td> <td>227</td> <td>353</td> <td>AVERAGE</td> </tr> </tbody> </table>	Limit	Margin	Read	Ant	Cable	Preamp	APos	TPos	Remark	Freq	Level	Line	(dB)	Level	Factor	Loss	Factor		MHz	dBuV/m	dBuV/m	dB	dBuV	dB/m	dB	dB	cm	deg	1	5388.38	44.21	54.00	-9.79	30.56	34.82	10.91	32.08	227	353	AVERAGE	Blank
Limit	Margin	Read	Ant	Cable	Preamp	APos	TPos	Remark																																		
Freq	Level	Line	(dB)	Level	Factor	Loss	Factor																																			
MHz	dBuV/m	dBuV/m	dB	dBuV	dB/m	dB	dB	cm	deg																																	
1	5388.38	44.21	54.00	-9.79	30.56	34.82	10.91	32.08	227	353	AVERAGE																															

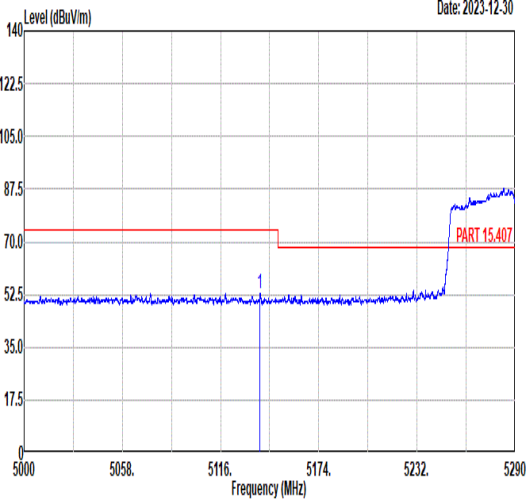
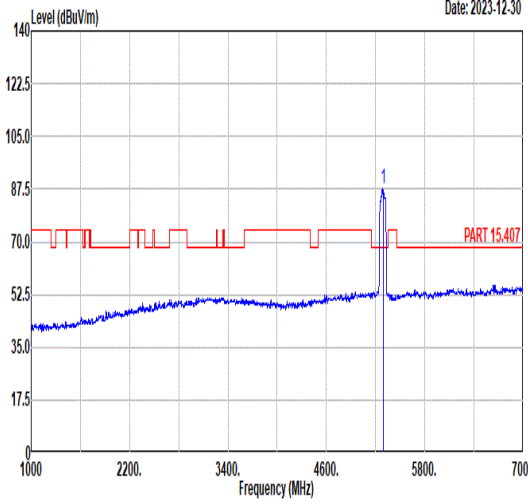
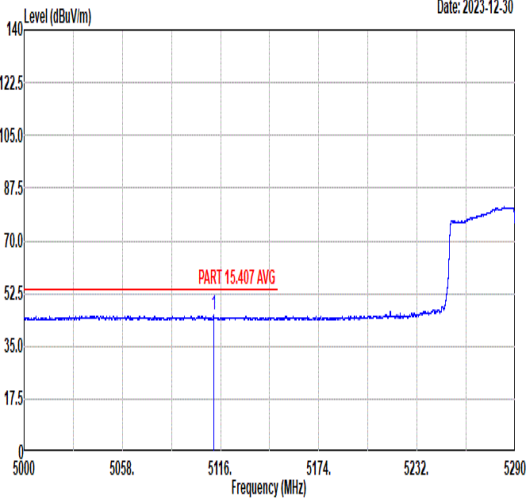
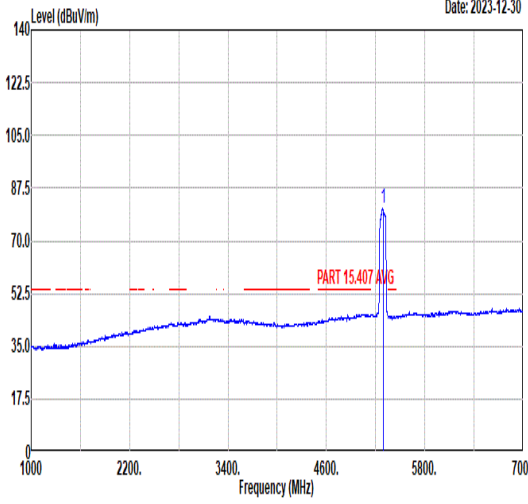


Mode	25																																																																																	
	Band Edge - L																																																																																	
	U-NII-1_5.15-5.25_802.11ac VHT80_CH42_5210MHz																																																																																	
ANT	8																																																																																	
Pol.	Vertical	Fundamental																																																																																
Peak	<table border="1"> <thead> <tr> <th>Limit</th> <th>Margin</th> <th>Read</th> <th>Ant</th> <th>Cable</th> <th>Preamp</th> <th>APos</th> <th>TPos</th> <th>Remark</th> </tr> <tr> <th>Freq</th> <th>Level</th> <th>Line</th> <th>(dB)</th> <th>Level</th> <th>Factor</th> <th>Loss</th> <th>Factor</th> <th></th> </tr> <tr> <th>MHz</th> <th>dBuV/m</th> <th>dBuV/m</th> <th>dB</th> <th>dBuV</th> <th>dB/m</th> <th>dB</th> <th>dB</th> <th>cm</th> <th>deg</th> </tr> </thead> <tbody> <tr> <td>1</td> <td>5139.15</td> <td>56.64</td> <td>74.00</td> <td>-17.36</td> <td>42.45</td> <td>34.87</td> <td>11.09</td> <td>31.77</td> <td>396</td> <td>330</td> <td>PEAK</td> </tr> </tbody> </table>	Limit	Margin	Read	Ant	Cable	Preamp	APos	TPos	Remark	Freq	Level	Line	(dB)	Level	Factor	Loss	Factor		MHz	dBuV/m	dBuV/m	dB	dBuV	dB/m	dB	dB	cm	deg	1	5139.15	56.64	74.00	-17.36	42.45	34.87	11.09	31.77	396	330	PEAK	<table border="1"> <thead> <tr> <th>Limit</th> <th>Margin</th> <th>Read</th> <th>Ant</th> <th>Cable</th> <th>Preamp</th> <th>APos</th> <th>TPos</th> <th>Remark</th> </tr> <tr> <th>Freq</th> <th>Level</th> <th>Line</th> <th>(dB)</th> <th>Level</th> <th>Factor</th> <th>Loss</th> <th>Factor</th> <th></th> </tr> <tr> <th>MHz</th> <th>dBuV/m</th> <th>dBuV/m</th> <th>dB</th> <th>dBuV</th> <th>dB/m</th> <th>dB</th> <th>dB</th> <th>cm</th> <th>deg</th> </tr> </thead> <tbody> <tr> <td>1</td> <td>5210.00</td> <td>89.98</td> <td>-----</td> <td>-----</td> <td>75.92</td> <td>34.86</td> <td>11.05</td> <td>31.85</td> <td>396</td> <td>330</td> <td>PEAK</td> </tr> </tbody> </table>	Limit	Margin	Read	Ant	Cable	Preamp	APos	TPos	Remark	Freq	Level	Line	(dB)	Level	Factor	Loss	Factor		MHz	dBuV/m	dBuV/m	dB	dBuV	dB/m	dB	dB	cm	deg	1	5210.00	89.98	-----	-----	75.92	34.86	11.05	31.85	396	330	PEAK
	Limit	Margin	Read	Ant	Cable	Preamp	APos	TPos	Remark																																																																									
Freq	Level	Line	(dB)	Level	Factor	Loss	Factor																																																																											
MHz	dBuV/m	dBuV/m	dB	dBuV	dB/m	dB	dB	cm	deg																																																																									
1	5139.15	56.64	74.00	-17.36	42.45	34.87	11.09	31.77	396	330	PEAK																																																																							
Limit	Margin	Read	Ant	Cable	Preamp	APos	TPos	Remark																																																																										
Freq	Level	Line	(dB)	Level	Factor	Loss	Factor																																																																											
MHz	dBuV/m	dBuV/m	dB	dBuV	dB/m	dB	dB	cm	deg																																																																									
1	5210.00	89.98	-----	-----	75.92	34.86	11.05	31.85	396	330	PEAK																																																																							
Avg	<table border="1"> <thead> <tr> <th>Limit</th> <th>Margin</th> <th>Read</th> <th>Ant</th> <th>Cable</th> <th>Preamp</th> <th>APos</th> <th>TPos</th> <th>Remark</th> </tr> <tr> <th>Freq</th> <th>Level</th> <th>Line</th> <th>(dB)</th> <th>Level</th> <th>Factor</th> <th>Loss</th> <th>Factor</th> <th></th> </tr> <tr> <th>MHz</th> <th>dBuV/m</th> <th>dBuV/m</th> <th>dB</th> <th>dBuV</th> <th>dB/m</th> <th>dB</th> <th>dB</th> <th>cm</th> <th>deg</th> </tr> </thead> <tbody> <tr> <td>1</td> <td>5149.23</td> <td>48.43</td> <td>54.00</td> <td>-5.57</td> <td>34.25</td> <td>34.87</td> <td>11.09</td> <td>31.78</td> <td>396</td> <td>330</td> <td>AVERAGE</td> </tr> </tbody> </table>	Limit	Margin	Read	Ant	Cable	Preamp	APos	TPos	Remark	Freq	Level	Line	(dB)	Level	Factor	Loss	Factor		MHz	dBuV/m	dBuV/m	dB	dBuV	dB/m	dB	dB	cm	deg	1	5149.23	48.43	54.00	-5.57	34.25	34.87	11.09	31.78	396	330	AVERAGE	<table border="1"> <thead> <tr> <th>Limit</th> <th>Margin</th> <th>Read</th> <th>Ant</th> <th>Cable</th> <th>Preamp</th> <th>APos</th> <th>TPos</th> <th>Remark</th> </tr> <tr> <th>Freq</th> <th>Level</th> <th>Line</th> <th>(dB)</th> <th>Level</th> <th>Factor</th> <th>Loss</th> <th>Factor</th> <th></th> </tr> <tr> <th>MHz</th> <th>dBuV/m</th> <th>dBuV/m</th> <th>dB</th> <th>dBuV</th> <th>dB/m</th> <th>dB</th> <th>dB</th> <th>cm</th> <th>deg</th> </tr> </thead> <tbody> <tr> <td>1</td> <td>5210.00</td> <td>84.05</td> <td>-----</td> <td>-----</td> <td>70.02</td> <td>34.86</td> <td>11.04</td> <td>31.87</td> <td>396</td> <td>330</td> <td>AVERAGE</td> </tr> </tbody> </table>	Limit	Margin	Read	Ant	Cable	Preamp	APos	TPos	Remark	Freq	Level	Line	(dB)	Level	Factor	Loss	Factor		MHz	dBuV/m	dBuV/m	dB	dBuV	dB/m	dB	dB	cm	deg	1	5210.00	84.05	-----	-----	70.02	34.86	11.04	31.87	396	330	AVERAGE
Limit	Margin	Read	Ant	Cable	Preamp	APos	TPos	Remark																																																																										
Freq	Level	Line	(dB)	Level	Factor	Loss	Factor																																																																											
MHz	dBuV/m	dBuV/m	dB	dBuV	dB/m	dB	dB	cm	deg																																																																									
1	5149.23	48.43	54.00	-5.57	34.25	34.87	11.09	31.78	396	330	AVERAGE																																																																							
Limit	Margin	Read	Ant	Cable	Preamp	APos	TPos	Remark																																																																										
Freq	Level	Line	(dB)	Level	Factor	Loss	Factor																																																																											
MHz	dBuV/m	dBuV/m	dB	dBuV	dB/m	dB	dB	cm	deg																																																																									
1	5210.00	84.05	-----	-----	70.02	34.86	11.04	31.87	396	330	AVERAGE																																																																							



Mode	25																																									
	Band Edge - R																																									
	U-NII-1_5.15-5.25_802.11ac VHT80_CH42_5210MHz																																									
ANT	8																																									
Pol.	Vertical	Fundamental																																								
Peak	<p>Date: 2023-12-30</p> <table border="1"> <thead> <tr> <th>Limit</th> <th>Margin</th> <th>Read</th> <th>Ant</th> <th>Cable</th> <th>Preamp</th> <th>APos</th> <th>TPos</th> <th>Remark</th> </tr> <tr> <th>Freq</th> <th>Level</th> <th>Line</th> <th>(dB)</th> <th>Level</th> <th>Factor</th> <th>Loss</th> <th>Factor</th> <th></th> </tr> <tr> <th>MHz</th> <th>dBuV/m</th> <th>dBuV/m</th> <th>dB</th> <th>dBuV</th> <th>dB/m</th> <th>dB</th> <th>dB</th> <th>cm</th> <th>deg</th> </tr> </thead> <tbody> <tr> <td>1</td> <td>5379.88</td> <td>52.60</td> <td>74.00</td> <td>-21.40</td> <td>38.93</td> <td>34.82</td> <td>10.92</td> <td>32.07</td> <td>396</td> <td>330</td> <td>PEAK</td> </tr> </tbody> </table>	Limit	Margin	Read	Ant	Cable	Preamp	APos	TPos	Remark	Freq	Level	Line	(dB)	Level	Factor	Loss	Factor		MHz	dBuV/m	dBuV/m	dB	dBuV	dB/m	dB	dB	cm	deg	1	5379.88	52.60	74.00	-21.40	38.93	34.82	10.92	32.07	396	330	PEAK	Blank
Limit	Margin	Read	Ant	Cable	Preamp	APos	TPos	Remark																																		
Freq	Level	Line	(dB)	Level	Factor	Loss	Factor																																			
MHz	dBuV/m	dBuV/m	dB	dBuV	dB/m	dB	dB	cm	deg																																	
1	5379.88	52.60	74.00	-21.40	38.93	34.82	10.92	32.07	396	330	PEAK																															
Avg	<p>Date: 2023-12-30</p> <table border="1"> <thead> <tr> <th>Limit</th> <th>Margin</th> <th>Read</th> <th>Ant</th> <th>Cable</th> <th>Preamp</th> <th>APos</th> <th>TPos</th> <th>Remark</th> </tr> <tr> <th>Freq</th> <th>Level</th> <th>Line</th> <th>(dB)</th> <th>Level</th> <th>Factor</th> <th>Loss</th> <th>Factor</th> <th></th> </tr> <tr> <th>MHz</th> <th>dBuV/m</th> <th>dBuV/m</th> <th>dB</th> <th>dBuV</th> <th>dB/m</th> <th>dB</th> <th>dB</th> <th>cm</th> <th>deg</th> </tr> </thead> <tbody> <tr> <td>1</td> <td>5366.38</td> <td>44.19</td> <td>54.00</td> <td>-9.81</td> <td>30.48</td> <td>34.83</td> <td>10.93</td> <td>32.05</td> <td>396</td> <td>330</td> <td>AVERAGE</td> </tr> </tbody> </table>	Limit	Margin	Read	Ant	Cable	Preamp	APos	TPos	Remark	Freq	Level	Line	(dB)	Level	Factor	Loss	Factor		MHz	dBuV/m	dBuV/m	dB	dBuV	dB/m	dB	dB	cm	deg	1	5366.38	44.19	54.00	-9.81	30.48	34.83	10.93	32.05	396	330	AVERAGE	Blank
Limit	Margin	Read	Ant	Cable	Preamp	APos	TPos	Remark																																		
Freq	Level	Line	(dB)	Level	Factor	Loss	Factor																																			
MHz	dBuV/m	dBuV/m	dB	dBuV	dB/m	dB	dB	cm	deg																																	
1	5366.38	44.19	54.00	-9.81	30.48	34.83	10.93	32.05	396	330	AVERAGE																															



Mode	26																																																																																	
	Band Edge - L																																																																																	
	U-NII-2A_5.25-5.35_802.11ac VHT80_CH58_5290MHz																																																																																	
ANT	8																																																																																	
Pol.	Horizontal	Fundamental																																																																																
Peak	 <p>Date: 2023-12-30</p> <table border="1"> <thead> <tr> <th>Limit</th> <th>Margin</th> <th>Read</th> <th>Ant</th> <th>Cable</th> <th>Preamp</th> <th>APos</th> <th>TPos</th> <th>Remark</th> </tr> <tr> <th>Freq</th> <th>Level</th> <th>Line</th> <th>(dB)</th> <th>Level</th> <th>Factor</th> <th>Loss</th> <th>Factor</th> <th></th> </tr> <tr> <th>MHz</th> <th>dBuV/m</th> <th>dBuV/m</th> <th>dB</th> <th>dBuV</th> <th>dB/m</th> <th>dB</th> <th>dB</th> <th>cm</th> <th>deg</th> </tr> </thead> <tbody> <tr> <td>1</td> <td>5139.35</td> <td>52.75</td> <td>74.00</td> <td>-21.25</td> <td>38.56</td> <td>34.87</td> <td>11.09</td> <td>31.77</td> <td>229</td> <td>353</td> <td>PEAK</td> </tr> </tbody> </table>	Limit	Margin	Read	Ant	Cable	Preamp	APos	TPos	Remark	Freq	Level	Line	(dB)	Level	Factor	Loss	Factor		MHz	dBuV/m	dBuV/m	dB	dBuV	dB/m	dB	dB	cm	deg	1	5139.35	52.75	74.00	-21.25	38.56	34.87	11.09	31.77	229	353	PEAK	 <p>Date: 2023-12-30</p> <table border="1"> <thead> <tr> <th>Limit</th> <th>Margin</th> <th>Read</th> <th>Ant</th> <th>Cable</th> <th>Preamp</th> <th>APos</th> <th>TPos</th> <th>Remark</th> </tr> <tr> <th>Freq</th> <th>Level</th> <th>Line</th> <th>(dB)</th> <th>Level</th> <th>Factor</th> <th>Loss</th> <th>Factor</th> <th></th> </tr> <tr> <th>MHz</th> <th>dBuV/m</th> <th>dBuV/m</th> <th>dB</th> <th>dBuV</th> <th>dB/m</th> <th>dB</th> <th>dB</th> <th>cm</th> <th>deg</th> </tr> </thead> <tbody> <tr> <td>1</td> <td>5290.00</td> <td>87.78</td> <td>-----</td> <td>-----</td> <td>73.88</td> <td>34.84</td> <td>11.00</td> <td>31.94</td> <td>229</td> <td>353</td> <td>PEAK</td> </tr> </tbody> </table>	Limit	Margin	Read	Ant	Cable	Preamp	APos	TPos	Remark	Freq	Level	Line	(dB)	Level	Factor	Loss	Factor		MHz	dBuV/m	dBuV/m	dB	dBuV	dB/m	dB	dB	cm	deg	1	5290.00	87.78	-----	-----	73.88	34.84	11.00	31.94	229	353	PEAK
	Limit	Margin	Read	Ant	Cable	Preamp	APos	TPos	Remark																																																																									
Freq	Level	Line	(dB)	Level	Factor	Loss	Factor																																																																											
MHz	dBuV/m	dBuV/m	dB	dBuV	dB/m	dB	dB	cm	deg																																																																									
1	5139.35	52.75	74.00	-21.25	38.56	34.87	11.09	31.77	229	353	PEAK																																																																							
Limit	Margin	Read	Ant	Cable	Preamp	APos	TPos	Remark																																																																										
Freq	Level	Line	(dB)	Level	Factor	Loss	Factor																																																																											
MHz	dBuV/m	dBuV/m	dB	dBuV	dB/m	dB	dB	cm	deg																																																																									
1	5290.00	87.78	-----	-----	73.88	34.84	11.00	31.94	229	353	PEAK																																																																							
Avg	 <p>Date: 2023-12-30</p> <table border="1"> <thead> <tr> <th>Limit</th> <th>Margin</th> <th>Read</th> <th>Ant</th> <th>Cable</th> <th>Preamp</th> <th>APos</th> <th>TPos</th> <th>Remark</th> </tr> <tr> <th>Freq</th> <th>Level</th> <th>Line</th> <th>(dB)</th> <th>Level</th> <th>Factor</th> <th>Loss</th> <th>Factor</th> <th></th> </tr> <tr> <th>MHz</th> <th>dBuV/m</th> <th>dBuV/m</th> <th>dB</th> <th>dBuV</th> <th>dB/m</th> <th>dB</th> <th>dB</th> <th>cm</th> <th>deg</th> </tr> </thead> <tbody> <tr> <td>1</td> <td>5111.80</td> <td>45.55</td> <td>54.00</td> <td>-8.45</td> <td>31.29</td> <td>34.88</td> <td>11.11</td> <td>31.73</td> <td>229</td> <td>353</td> <td>AVERAGE</td> </tr> </tbody> </table>	Limit	Margin	Read	Ant	Cable	Preamp	APos	TPos	Remark	Freq	Level	Line	(dB)	Level	Factor	Loss	Factor		MHz	dBuV/m	dBuV/m	dB	dBuV	dB/m	dB	dB	cm	deg	1	5111.80	45.55	54.00	-8.45	31.29	34.88	11.11	31.73	229	353	AVERAGE	 <p>Date: 2023-12-30</p> <table border="1"> <thead> <tr> <th>Limit</th> <th>Margin</th> <th>Read</th> <th>Ant</th> <th>Cable</th> <th>Preamp</th> <th>APos</th> <th>TPos</th> <th>Remark</th> </tr> <tr> <th>Freq</th> <th>Level</th> <th>Line</th> <th>(dB)</th> <th>Level</th> <th>Factor</th> <th>Loss</th> <th>Factor</th> <th></th> </tr> <tr> <th>MHz</th> <th>dBuV/m</th> <th>dBuV/m</th> <th>dB</th> <th>dBuV</th> <th>dB/m</th> <th>dB</th> <th>dB</th> <th>cm</th> <th>deg</th> </tr> </thead> <tbody> <tr> <td>1</td> <td>5290.00</td> <td>80.59</td> <td>-----</td> <td>-----</td> <td>66.69</td> <td>34.84</td> <td>11.00</td> <td>31.94</td> <td>229</td> <td>353</td> <td>AVERAGE</td> </tr> </tbody> </table>	Limit	Margin	Read	Ant	Cable	Preamp	APos	TPos	Remark	Freq	Level	Line	(dB)	Level	Factor	Loss	Factor		MHz	dBuV/m	dBuV/m	dB	dBuV	dB/m	dB	dB	cm	deg	1	5290.00	80.59	-----	-----	66.69	34.84	11.00	31.94	229	353	AVERAGE
Limit	Margin	Read	Ant	Cable	Preamp	APos	TPos	Remark																																																																										
Freq	Level	Line	(dB)	Level	Factor	Loss	Factor																																																																											
MHz	dBuV/m	dBuV/m	dB	dBuV	dB/m	dB	dB	cm	deg																																																																									
1	5111.80	45.55	54.00	-8.45	31.29	34.88	11.11	31.73	229	353	AVERAGE																																																																							
Limit	Margin	Read	Ant	Cable	Preamp	APos	TPos	Remark																																																																										
Freq	Level	Line	(dB)	Level	Factor	Loss	Factor																																																																											
MHz	dBuV/m	dBuV/m	dB	dBuV	dB/m	dB	dB	cm	deg																																																																									
1	5290.00	80.59	-----	-----	66.69	34.84	11.00	31.94	229	353	AVERAGE																																																																							



Mode	26																																									
	Band Edge - R																																									
	U-NII-2A_5.25-5.35_802.11ac VHT80_CH58_5290MHz																																									
ANT	8																																									
Pol.	Horizontal	Fundamental																																								
Peak	<table border="1"> <thead> <tr> <th>Limit</th> <th>Margin</th> <th>Read</th> <th>Ant</th> <th>Cable</th> <th>Preamp</th> <th>APos</th> <th>TPos</th> <th>Remark</th> </tr> <tr> <th>Freq</th> <th>Level</th> <th>Line</th> <th>(dB)</th> <th>Level</th> <th>Factor</th> <th>Loss</th> <th>Factor</th> <th></th> </tr> <tr> <th>MHz</th> <th>dBuV/m</th> <th>dBuV/m</th> <th>dB</th> <th>dBuV</th> <th>dB/m</th> <th>dB</th> <th>dB</th> <th>cm</th> <th>deg</th> </tr> </thead> <tbody> <tr> <td>1</td> <td>5399.23</td> <td>52.68</td> <td>74.00</td> <td>-21.32</td> <td>39.04</td> <td>34.82</td> <td>10.91</td> <td>32.09</td> <td>229</td> <td>353</td> <td>PEAK</td> </tr> </tbody> </table>	Limit	Margin	Read	Ant	Cable	Preamp	APos	TPos	Remark	Freq	Level	Line	(dB)	Level	Factor	Loss	Factor		MHz	dBuV/m	dBuV/m	dB	dBuV	dB/m	dB	dB	cm	deg	1	5399.23	52.68	74.00	-21.32	39.04	34.82	10.91	32.09	229	353	PEAK	Blank
Limit	Margin	Read	Ant	Cable	Preamp	APos	TPos	Remark																																		
Freq	Level	Line	(dB)	Level	Factor	Loss	Factor																																			
MHz	dBuV/m	dBuV/m	dB	dBuV	dB/m	dB	dB	cm	deg																																	
1	5399.23	52.68	74.00	-21.32	39.04	34.82	10.91	32.09	229	353	PEAK																															
Avg	<table border="1"> <thead> <tr> <th>Limit</th> <th>Margin</th> <th>Read</th> <th>Ant</th> <th>Cable</th> <th>Preamp</th> <th>APos</th> <th>TPos</th> <th>Remark</th> </tr> <tr> <th>Freq</th> <th>Level</th> <th>Line</th> <th>(dB)</th> <th>Level</th> <th>Factor</th> <th>Loss</th> <th>Factor</th> <th></th> </tr> <tr> <th>MHz</th> <th>dBuV/m</th> <th>dBuV/m</th> <th>dB</th> <th>dBuV</th> <th>dB/m</th> <th>dB</th> <th>dB</th> <th>cm</th> <th>deg</th> </tr> </thead> <tbody> <tr> <td>1</td> <td>5350.10</td> <td>45.80</td> <td>54.00</td> <td>-8.20</td> <td>32.06</td> <td>34.83</td> <td>10.94</td> <td>32.03</td> <td>229</td> <td>353</td> <td>AVERAGE</td> </tr> </tbody> </table>	Limit	Margin	Read	Ant	Cable	Preamp	APos	TPos	Remark	Freq	Level	Line	(dB)	Level	Factor	Loss	Factor		MHz	dBuV/m	dBuV/m	dB	dBuV	dB/m	dB	dB	cm	deg	1	5350.10	45.80	54.00	-8.20	32.06	34.83	10.94	32.03	229	353	AVERAGE	Blank
Limit	Margin	Read	Ant	Cable	Preamp	APos	TPos	Remark																																		
Freq	Level	Line	(dB)	Level	Factor	Loss	Factor																																			
MHz	dBuV/m	dBuV/m	dB	dBuV	dB/m	dB	dB	cm	deg																																	
1	5350.10	45.80	54.00	-8.20	32.06	34.83	10.94	32.03	229	353	AVERAGE																															



Mode	26																																											
	Band Edge - L																																											
	U-NII-2A_5.25-5.35_802.11ac VHT80_CH58_5290MHz																																											
ANT	8																																											
Pol.	Vertical	Fundamental																																										
Peak	<p>Date: 2023-12-30</p> <table border="1"> <thead> <tr> <th>Limit Margin</th> <th>Read</th> <th>Ant</th> <th>Cable</th> <th>Preamp</th> <th>APos</th> <th>TPos</th> </tr> <tr> <th>Freq Level Line (dB)</th> <th>Level Factor</th> <th>Loss Factor</th> <th></th> <th></th> <th>cm</th> <th>deg</th> </tr> </thead> <tbody> <tr> <td>1 5045.68 52.68 74.00 -21.32</td> <td>38.30</td> <td>34.89</td> <td>11.14</td> <td>31.65</td> <td>386</td> <td>337 PEAK</td> </tr> </tbody> </table>	Limit Margin	Read	Ant	Cable	Preamp	APos	TPos	Freq Level Line (dB)	Level Factor	Loss Factor			cm	deg	1 5045.68 52.68 74.00 -21.32	38.30	34.89	11.14	31.65	386	337 PEAK	<p>Date: 2023-12-30</p> <table border="1"> <thead> <tr> <th>Limit Margin</th> <th>Read</th> <th>Ant</th> <th>Cable</th> <th>Preamp</th> <th>APos</th> <th>TPos</th> </tr> <tr> <th>Freq Level Line (dB)</th> <th>Level Factor</th> <th>Loss Factor</th> <th></th> <th></th> <th>cm</th> <th>deg</th> </tr> </thead> <tbody> <tr> <td>1 5290.00 91.42 -----</td> <td>77.57</td> <td>34.84</td> <td>10.98</td> <td>31.97</td> <td>386</td> <td>337 PEAK</td> </tr> </tbody> </table>	Limit Margin	Read	Ant	Cable	Preamp	APos	TPos	Freq Level Line (dB)	Level Factor	Loss Factor			cm	deg	1 5290.00 91.42 -----	77.57	34.84	10.98	31.97	386	337 PEAK
	Limit Margin	Read	Ant	Cable	Preamp	APos	TPos																																					
Freq Level Line (dB)	Level Factor	Loss Factor			cm	deg																																						
1 5045.68 52.68 74.00 -21.32	38.30	34.89	11.14	31.65	386	337 PEAK																																						
Limit Margin	Read	Ant	Cable	Preamp	APos	TPos																																						
Freq Level Line (dB)	Level Factor	Loss Factor			cm	deg																																						
1 5290.00 91.42 -----	77.57	34.84	10.98	31.97	386	337 PEAK																																						
Avg	<p>Date: 2023-12-30</p> <table border="1"> <thead> <tr> <th>Limit Margin</th> <th>Read</th> <th>Ant</th> <th>Cable</th> <th>Preamp</th> <th>APos</th> <th>TPos</th> </tr> <tr> <th>Freq Level Line (dB)</th> <th>Level Factor</th> <th>Loss Factor</th> <th></th> <th></th> <th>cm</th> <th>deg</th> </tr> </thead> <tbody> <tr> <td>1 5104.84 45.77 54.00 -8.23</td> <td>31.51</td> <td>34.88</td> <td>11.11</td> <td>31.73</td> <td>386</td> <td>337 AVERAGE</td> </tr> </tbody> </table>	Limit Margin	Read	Ant	Cable	Preamp	APos	TPos	Freq Level Line (dB)	Level Factor	Loss Factor			cm	deg	1 5104.84 45.77 54.00 -8.23	31.51	34.88	11.11	31.73	386	337 AVERAGE	<p>Date: 2023-12-30</p> <table border="1"> <thead> <tr> <th>Limit Margin</th> <th>Read</th> <th>Ant</th> <th>Cable</th> <th>Preamp</th> <th>APos</th> <th>TPos</th> </tr> <tr> <th>Freq Level Line (dB)</th> <th>Level Factor</th> <th>Loss Factor</th> <th></th> <th></th> <th>cm</th> <th>deg</th> </tr> </thead> <tbody> <tr> <td>1 5290.00 85.46 -----</td> <td>71.59</td> <td>34.84</td> <td>10.99</td> <td>31.96</td> <td>386</td> <td>337 AVERAGE</td> </tr> </tbody> </table>	Limit Margin	Read	Ant	Cable	Preamp	APos	TPos	Freq Level Line (dB)	Level Factor	Loss Factor			cm	deg	1 5290.00 85.46 -----	71.59	34.84	10.99	31.96	386	337 AVERAGE
Limit Margin	Read	Ant	Cable	Preamp	APos	TPos																																						
Freq Level Line (dB)	Level Factor	Loss Factor			cm	deg																																						
1 5104.84 45.77 54.00 -8.23	31.51	34.88	11.11	31.73	386	337 AVERAGE																																						
Limit Margin	Read	Ant	Cable	Preamp	APos	TPos																																						
Freq Level Line (dB)	Level Factor	Loss Factor			cm	deg																																						
1 5290.00 85.46 -----	71.59	34.84	10.99	31.96	386	337 AVERAGE																																						



Mode	26																																									
	Band Edge - R																																									
	U-NII-2A_5.25-5.35_802.11ac VHT80_CH58_5290MHz																																									
ANT	8																																									
Pol.	Vertical	Fundamental																																								
Peak	<p>Date: 2023-12-30</p> <table border="1"> <thead> <tr> <th>Limit</th> <th>Margin</th> <th>Read</th> <th>Ant</th> <th>Cable</th> <th>Preamp</th> <th>APos</th> <th>TPos</th> <th>Remark</th> </tr> <tr> <th>Freq</th> <th>Level</th> <th>Line</th> <th>(dB)</th> <th>Level</th> <th>Factor</th> <th>Loss</th> <th>Factor</th> <th></th> </tr> <tr> <th>MHz</th> <th>dBuV/m</th> <th>dBuV/m</th> <th>dB</th> <th>dBuV</th> <th>dB/m</th> <th>dB</th> <th>dB</th> <th>cm</th> <th>deg</th> </tr> </thead> <tbody> <tr> <td>1</td> <td>5352.14</td> <td>55.81</td> <td>74.00</td> <td>-18.19</td> <td>42.07</td> <td>34.83</td> <td>10.94</td> <td>32.03</td> <td>386</td> <td>337</td> <td>PEAK</td> </tr> </tbody> </table>	Limit	Margin	Read	Ant	Cable	Preamp	APos	TPos	Remark	Freq	Level	Line	(dB)	Level	Factor	Loss	Factor		MHz	dBuV/m	dBuV/m	dB	dBuV	dB/m	dB	dB	cm	deg	1	5352.14	55.81	74.00	-18.19	42.07	34.83	10.94	32.03	386	337	PEAK	Blank
Limit	Margin	Read	Ant	Cable	Preamp	APos	TPos	Remark																																		
Freq	Level	Line	(dB)	Level	Factor	Loss	Factor																																			
MHz	dBuV/m	dBuV/m	dB	dBuV	dB/m	dB	dB	cm	deg																																	
1	5352.14	55.81	74.00	-18.19	42.07	34.83	10.94	32.03	386	337	PEAK																															
Avg	<p>Date: 2023-12-30</p> <table border="1"> <thead> <tr> <th>Limit</th> <th>Margin</th> <th>Read</th> <th>Ant</th> <th>Cable</th> <th>Preamp</th> <th>APos</th> <th>TPos</th> <th>Remark</th> </tr> <tr> <th>Freq</th> <th>Level</th> <th>Line</th> <th>(dB)</th> <th>Level</th> <th>Factor</th> <th>Loss</th> <th>Factor</th> <th></th> </tr> <tr> <th>MHz</th> <th>dBuV/m</th> <th>dBuV/m</th> <th>dB</th> <th>dBuV</th> <th>dB/m</th> <th>dB</th> <th>dB</th> <th>cm</th> <th>deg</th> </tr> </thead> <tbody> <tr> <td>1</td> <td>5350.10</td> <td>48.45</td> <td>54.00</td> <td>-5.55</td> <td>34.71</td> <td>34.83</td> <td>10.94</td> <td>32.03</td> <td>386</td> <td>337</td> <td>AVERAGE</td> </tr> </tbody> </table>	Limit	Margin	Read	Ant	Cable	Preamp	APos	TPos	Remark	Freq	Level	Line	(dB)	Level	Factor	Loss	Factor		MHz	dBuV/m	dBuV/m	dB	dBuV	dB/m	dB	dB	cm	deg	1	5350.10	48.45	54.00	-5.55	34.71	34.83	10.94	32.03	386	337	AVERAGE	Blank
Limit	Margin	Read	Ant	Cable	Preamp	APos	TPos	Remark																																		
Freq	Level	Line	(dB)	Level	Factor	Loss	Factor																																			
MHz	dBuV/m	dBuV/m	dB	dBuV	dB/m	dB	dB	cm	deg																																	
1	5350.10	48.45	54.00	-5.55	34.71	34.83	10.94	32.03	386	337	AVERAGE																															

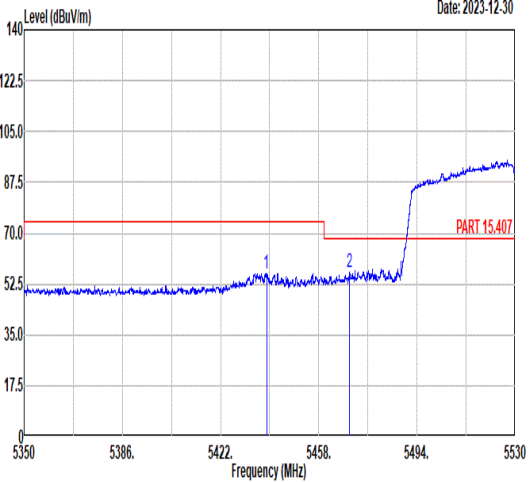
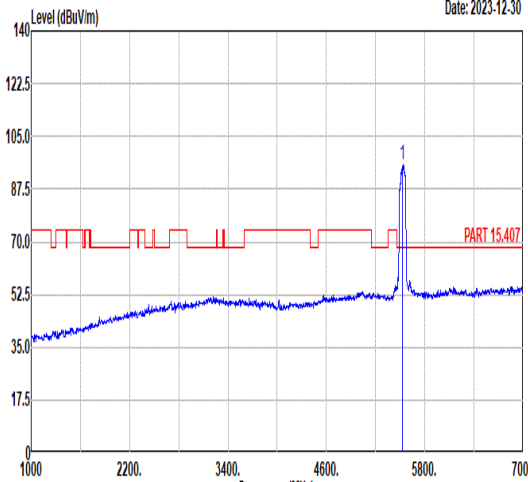
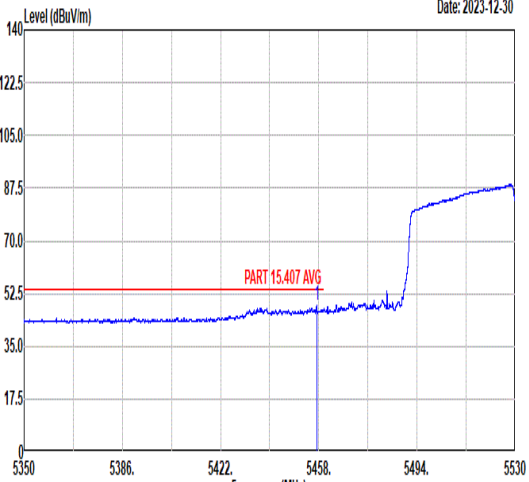
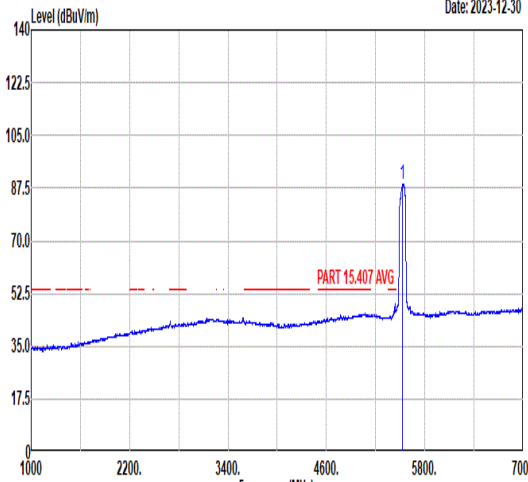


Mode	27																																																																																											
	Band Edge - L																																																																																											
	U-NII-2C_5.47-5.725_802.11ac VHT80_CH106_5530MHz																																																																																											
ANT	8																																																																																											
Pol.	Horizontal	Fundamental																																																																																										
Peak	<table border="1"> <thead> <tr> <th>Limit</th> <th>Margin</th> <th>Read</th> <th>Ant</th> <th>Cable</th> <th>Preamp</th> <th>APos</th> <th>TPos</th> <th>Remark</th> </tr> <tr> <th>Freq</th> <th>Level</th> <th>Line</th> <th>(dB)</th> <th>Level</th> <th>Factor</th> <th>Loss</th> <th>Factor</th> <th></th> </tr> <tr> <th>MHz</th> <th>dBuV/m</th> <th>dBuV/m</th> <th>dBuV</th> <th>dB/m</th> <th>dB</th> <th>dB</th> <th>cm</th> <th>deg</th> </tr> </thead> <tbody> <tr> <td>1</td> <td>5459.17</td> <td>54.75</td> <td>74.00</td> <td>-19.25</td> <td>40.98</td> <td>34.81</td> <td>11.12</td> <td>32.16</td> <td>207</td> <td>355</td> <td>PEAK</td> </tr> <tr> <td>2</td> <td>5464.05</td> <td>55.34</td> <td>68.30</td> <td>-12.96</td> <td>41.56</td> <td>34.81</td> <td>11.14</td> <td>32.17</td> <td>207</td> <td>355</td> <td>PEAK</td> </tr> </tbody> </table>	Limit	Margin	Read	Ant	Cable	Preamp	APos	TPos	Remark	Freq	Level	Line	(dB)	Level	Factor	Loss	Factor		MHz	dBuV/m	dBuV/m	dBuV	dB/m	dB	dB	cm	deg	1	5459.17	54.75	74.00	-19.25	40.98	34.81	11.12	32.16	207	355	PEAK	2	5464.05	55.34	68.30	-12.96	41.56	34.81	11.14	32.17	207	355	PEAK	<table border="1"> <thead> <tr> <th>Limit</th> <th>Margin</th> <th>Read</th> <th>Ant</th> <th>Cable</th> <th>Preamp</th> <th>APos</th> <th>TPos</th> <th>Remark</th> </tr> <tr> <th>Freq</th> <th>Level</th> <th>Line</th> <th>(dB)</th> <th>Level</th> <th>Factor</th> <th>Loss</th> <th>Factor</th> <th></th> </tr> <tr> <th>MHz</th> <th>dBuV/m</th> <th>dBuV/m</th> <th>dBuV</th> <th>dB/m</th> <th>dB</th> <th>dB</th> <th>cm</th> <th>deg</th> </tr> </thead> <tbody> <tr> <td>1</td> <td>5530.00</td> <td>93.12</td> <td>-----</td> <td>-----</td> <td>79.11</td> <td>34.84</td> <td>11.40</td> <td>32.23</td> <td>207</td> <td>355</td> <td>PEAK</td> </tr> </tbody> </table>	Limit	Margin	Read	Ant	Cable	Preamp	APos	TPos	Remark	Freq	Level	Line	(dB)	Level	Factor	Loss	Factor		MHz	dBuV/m	dBuV/m	dBuV	dB/m	dB	dB	cm	deg	1	5530.00	93.12	-----	-----	79.11	34.84	11.40	32.23	207	355	PEAK
	Limit	Margin	Read	Ant	Cable	Preamp	APos	TPos	Remark																																																																																			
Freq	Level	Line	(dB)	Level	Factor	Loss	Factor																																																																																					
MHz	dBuV/m	dBuV/m	dBuV	dB/m	dB	dB	cm	deg																																																																																				
1	5459.17	54.75	74.00	-19.25	40.98	34.81	11.12	32.16	207	355	PEAK																																																																																	
2	5464.05	55.34	68.30	-12.96	41.56	34.81	11.14	32.17	207	355	PEAK																																																																																	
Limit	Margin	Read	Ant	Cable	Preamp	APos	TPos	Remark																																																																																				
Freq	Level	Line	(dB)	Level	Factor	Loss	Factor																																																																																					
MHz	dBuV/m	dBuV/m	dBuV	dB/m	dB	dB	cm	deg																																																																																				
1	5530.00	93.12	-----	-----	79.11	34.84	11.40	32.23	207	355	PEAK																																																																																	
Avg	<table border="1"> <thead> <tr> <th>Limit</th> <th>Margin</th> <th>Read</th> <th>Ant</th> <th>Cable</th> <th>Preamp</th> <th>APos</th> <th>TPos</th> <th>Remark</th> </tr> <tr> <th>Freq</th> <th>Level</th> <th>Line</th> <th>(dB)</th> <th>Level</th> <th>Factor</th> <th>Loss</th> <th>Factor</th> <th></th> </tr> <tr> <th>MHz</th> <th>dBuV/m</th> <th>dBuV/m</th> <th>dBuV</th> <th>dB/m</th> <th>dB</th> <th>dB</th> <th>cm</th> <th>deg</th> </tr> </thead> <tbody> <tr> <td>1</td> <td>5458.79</td> <td>46.63</td> <td>54.00</td> <td>-7.37</td> <td>32.86</td> <td>34.81</td> <td>11.12</td> <td>32.16</td> <td>207</td> <td>355</td> <td>AVERAGE</td> </tr> </tbody> </table>	Limit	Margin	Read	Ant	Cable	Preamp	APos	TPos	Remark	Freq	Level	Line	(dB)	Level	Factor	Loss	Factor		MHz	dBuV/m	dBuV/m	dBuV	dB/m	dB	dB	cm	deg	1	5458.79	46.63	54.00	-7.37	32.86	34.81	11.12	32.16	207	355	AVERAGE	<table border="1"> <thead> <tr> <th>Limit</th> <th>Margin</th> <th>Read</th> <th>Ant</th> <th>Cable</th> <th>Preamp</th> <th>APos</th> <th>TPos</th> <th>Remark</th> </tr> <tr> <th>Freq</th> <th>Level</th> <th>Line</th> <th>(dB)</th> <th>Level</th> <th>Factor</th> <th>Loss</th> <th>Factor</th> <th></th> </tr> <tr> <th>MHz</th> <th>dBuV/m</th> <th>dBuV/m</th> <th>dBuV</th> <th>dB/m</th> <th>dB</th> <th>dB</th> <th>cm</th> <th>deg</th> </tr> </thead> <tbody> <tr> <td>1</td> <td>5530.00</td> <td>86.00</td> <td>-----</td> <td>-----</td> <td>71.96</td> <td>34.85</td> <td>11.42</td> <td>32.23</td> <td>207</td> <td>355</td> <td>AVERAGE</td> </tr> </tbody> </table>	Limit	Margin	Read	Ant	Cable	Preamp	APos	TPos	Remark	Freq	Level	Line	(dB)	Level	Factor	Loss	Factor		MHz	dBuV/m	dBuV/m	dBuV	dB/m	dB	dB	cm	deg	1	5530.00	86.00	-----	-----	71.96	34.85	11.42	32.23	207	355	AVERAGE												
Limit	Margin	Read	Ant	Cable	Preamp	APos	TPos	Remark																																																																																				
Freq	Level	Line	(dB)	Level	Factor	Loss	Factor																																																																																					
MHz	dBuV/m	dBuV/m	dBuV	dB/m	dB	dB	cm	deg																																																																																				
1	5458.79	46.63	54.00	-7.37	32.86	34.81	11.12	32.16	207	355	AVERAGE																																																																																	
Limit	Margin	Read	Ant	Cable	Preamp	APos	TPos	Remark																																																																																				
Freq	Level	Line	(dB)	Level	Factor	Loss	Factor																																																																																					
MHz	dBuV/m	dBuV/m	dBuV	dB/m	dB	dB	cm	deg																																																																																				
1	5530.00	86.00	-----	-----	71.96	34.85	11.42	32.23	207	355	AVERAGE																																																																																	



Mode	27																																							
	Band Edge - R																																							
	U-NII-2C_5.47-5.725_802.11ac VHT80_CH106_5530MHz																																							
ANT	8																																							
Pol.	Horizontal	Fundamental																																						
Peak	<p>Date: 2023-12-30</p> <table border="1"> <thead> <tr> <th>Limit</th> <th>Margin</th> <th>Read</th> <th>Ant</th> <th>Cable</th> <th>Preamp</th> <th>APos</th> <th>TPos</th> <th>Remark</th> </tr> <tr> <th>Freq</th> <th>Level</th> <th>Line</th> <th>Level</th> <th>Factor</th> <th>Loss Factor</th> <th>dB</th> <th>cm</th> <th>deg</th> </tr> <tr> <th>MHz</th> <th>dBuV/m</th> <th>dBuV/m</th> <th>dBuV</th> <th>dB/m</th> <th>dB</th> <th>dB</th> <th>cm</th> <th>deg</th> </tr> </thead> <tbody> <tr> <td>1</td> <td>5764.20</td> <td>52.80</td> <td>68.30</td> <td>-15.50</td> <td>38.41</td> <td>35.17</td> <td>11.64</td> <td>32.42</td> <td>207</td> <td>355 PEAK</td> </tr> </tbody> </table>	Limit	Margin	Read	Ant	Cable	Preamp	APos	TPos	Remark	Freq	Level	Line	Level	Factor	Loss Factor	dB	cm	deg	MHz	dBuV/m	dBuV/m	dBuV	dB/m	dB	dB	cm	deg	1	5764.20	52.80	68.30	-15.50	38.41	35.17	11.64	32.42	207	355 PEAK	Blank
Limit	Margin	Read	Ant	Cable	Preamp	APos	TPos	Remark																																
Freq	Level	Line	Level	Factor	Loss Factor	dB	cm	deg																																
MHz	dBuV/m	dBuV/m	dBuV	dB/m	dB	dB	cm	deg																																
1	5764.20	52.80	68.30	-15.50	38.41	35.17	11.64	32.42	207	355 PEAK																														

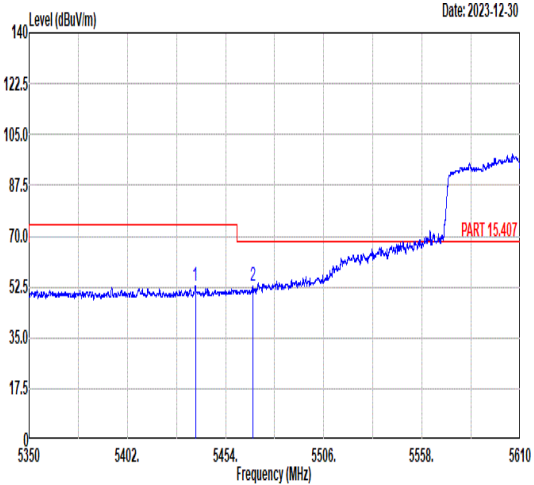
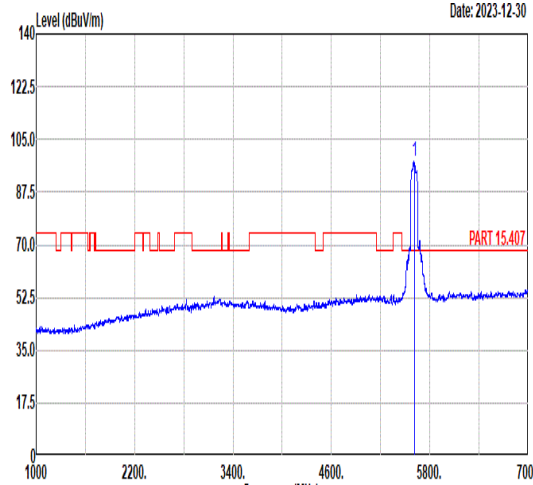
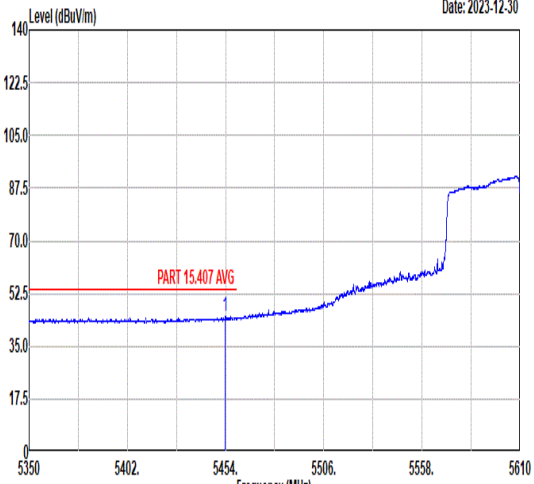
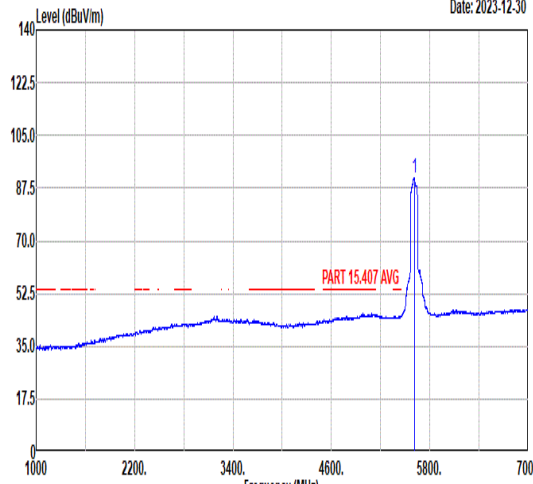


Mode	27																																																																																											
	Band Edge - L																																																																																											
	U-NII-2C_5.47-5.725_802.11ac VHT80_CH106_5530MHz																																																																																											
ANT	8																																																																																											
Pol.	Vertical	Fundamental																																																																																										
Peak	 <p style="text-align: right;">Date: 2023-12-30</p> <table border="1"> <thead> <tr> <th>Limit</th> <th>Margin</th> <th>Read</th> <th>Ant</th> <th>Cable</th> <th>Preamp</th> <th>APos</th> <th>TPos</th> <th></th> </tr> <tr> <th>Freq</th> <th>Level</th> <th>Line</th> <th>(dB)</th> <th>Level</th> <th>Factor</th> <th>Loss</th> <th>Factor</th> <th>Remark</th> </tr> <tr> <th>MHz</th> <th>dBuV/m</th> <th>dBuV/m</th> <th>dBuV</th> <th>dB/m</th> <th>dB</th> <th>dB</th> <th>cm</th> <th>deg</th> </tr> </thead> <tbody> <tr> <td>1</td> <td>5438.85</td> <td>56.04</td> <td>74.00</td> <td>-17.96</td> <td>42.34</td> <td>34.81</td> <td>11.03</td> <td>32.14</td> <td>389</td> <td>329</td> <td>PEAK</td> </tr> <tr> <td>2</td> <td>5469.27</td> <td>56.43</td> <td>68.30</td> <td>-11.87</td> <td>42.64</td> <td>34.81</td> <td>11.16</td> <td>32.18</td> <td>389</td> <td>329</td> <td>PEAK</td> </tr> </tbody> </table>	Limit	Margin	Read	Ant	Cable	Preamp	APos	TPos		Freq	Level	Line	(dB)	Level	Factor	Loss	Factor	Remark	MHz	dBuV/m	dBuV/m	dBuV	dB/m	dB	dB	cm	deg	1	5438.85	56.04	74.00	-17.96	42.34	34.81	11.03	32.14	389	329	PEAK	2	5469.27	56.43	68.30	-11.87	42.64	34.81	11.16	32.18	389	329	PEAK	 <p style="text-align: right;">Date: 2023-12-30</p> <table border="1"> <thead> <tr> <th>Limit</th> <th>Margin</th> <th>Read</th> <th>Ant</th> <th>Cable</th> <th>Preamp</th> <th>APos</th> <th>TPos</th> <th></th> </tr> <tr> <th>Freq</th> <th>Level</th> <th>Line</th> <th>(dB)</th> <th>Level</th> <th>Factor</th> <th>Loss</th> <th>Factor</th> <th>Remark</th> </tr> <tr> <th>MHz</th> <th>dBuV/m</th> <th>dBuV/m</th> <th>dBuV</th> <th>dB/m</th> <th>dB</th> <th>dB</th> <th>cm</th> <th>deg</th> </tr> </thead> <tbody> <tr> <td>1</td> <td>5530.00</td> <td>95.85</td> <td>-----</td> <td>-----</td> <td>81.78</td> <td>34.86</td> <td>11.45</td> <td>32.24</td> <td>389</td> <td>329</td> <td>PEAK</td> </tr> </tbody> </table>	Limit	Margin	Read	Ant	Cable	Preamp	APos	TPos		Freq	Level	Line	(dB)	Level	Factor	Loss	Factor	Remark	MHz	dBuV/m	dBuV/m	dBuV	dB/m	dB	dB	cm	deg	1	5530.00	95.85	-----	-----	81.78	34.86	11.45	32.24	389	329	PEAK
	Limit	Margin	Read	Ant	Cable	Preamp	APos	TPos																																																																																				
Freq	Level	Line	(dB)	Level	Factor	Loss	Factor	Remark																																																																																				
MHz	dBuV/m	dBuV/m	dBuV	dB/m	dB	dB	cm	deg																																																																																				
1	5438.85	56.04	74.00	-17.96	42.34	34.81	11.03	32.14	389	329	PEAK																																																																																	
2	5469.27	56.43	68.30	-11.87	42.64	34.81	11.16	32.18	389	329	PEAK																																																																																	
Limit	Margin	Read	Ant	Cable	Preamp	APos	TPos																																																																																					
Freq	Level	Line	(dB)	Level	Factor	Loss	Factor	Remark																																																																																				
MHz	dBuV/m	dBuV/m	dBuV	dB/m	dB	dB	cm	deg																																																																																				
1	5530.00	95.85	-----	-----	81.78	34.86	11.45	32.24	389	329	PEAK																																																																																	
Avg	 <p style="text-align: right;">Date: 2023-12-30</p> <table border="1"> <thead> <tr> <th>Limit</th> <th>Margin</th> <th>Read</th> <th>Ant</th> <th>Cable</th> <th>Preamp</th> <th>APos</th> <th>TPos</th> <th></th> </tr> <tr> <th>Freq</th> <th>Level</th> <th>Line</th> <th>(dB)</th> <th>Level</th> <th>Factor</th> <th>Loss</th> <th>Factor</th> <th>Remark</th> </tr> <tr> <th>MHz</th> <th>dBuV/m</th> <th>dBuV/m</th> <th>dBuV</th> <th>dB/m</th> <th>dB</th> <th>dB</th> <th>cm</th> <th>deg</th> </tr> </thead> <tbody> <tr> <td>1</td> <td>5457.21</td> <td>48.52</td> <td>54.00</td> <td>-5.48</td> <td>34.76</td> <td>34.81</td> <td>11.11</td> <td>32.16</td> <td>389</td> <td>329</td> <td>AVERAGE</td> </tr> </tbody> </table>	Limit	Margin	Read	Ant	Cable	Preamp	APos	TPos		Freq	Level	Line	(dB)	Level	Factor	Loss	Factor	Remark	MHz	dBuV/m	dBuV/m	dBuV	dB/m	dB	dB	cm	deg	1	5457.21	48.52	54.00	-5.48	34.76	34.81	11.11	32.16	389	329	AVERAGE	 <p style="text-align: right;">Date: 2023-12-30</p> <table border="1"> <thead> <tr> <th>Limit</th> <th>Margin</th> <th>Read</th> <th>Ant</th> <th>Cable</th> <th>Preamp</th> <th>APos</th> <th>TPos</th> <th></th> </tr> <tr> <th>Freq</th> <th>Level</th> <th>Line</th> <th>(dB)</th> <th>Level</th> <th>Factor</th> <th>Loss</th> <th>Factor</th> <th>Remark</th> </tr> <tr> <th>MHz</th> <th>dBuV/m</th> <th>dBuV/m</th> <th>dBuV</th> <th>dB/m</th> <th>dB</th> <th>dB</th> <th>cm</th> <th>deg</th> </tr> </thead> <tbody> <tr> <td>1</td> <td>5530.00</td> <td>89.01</td> <td>-----</td> <td>-----</td> <td>74.94</td> <td>34.86</td> <td>11.45</td> <td>32.24</td> <td>389</td> <td>329</td> <td>AVERAGE</td> </tr> </tbody> </table>	Limit	Margin	Read	Ant	Cable	Preamp	APos	TPos		Freq	Level	Line	(dB)	Level	Factor	Loss	Factor	Remark	MHz	dBuV/m	dBuV/m	dBuV	dB/m	dB	dB	cm	deg	1	5530.00	89.01	-----	-----	74.94	34.86	11.45	32.24	389	329	AVERAGE												
Limit	Margin	Read	Ant	Cable	Preamp	APos	TPos																																																																																					
Freq	Level	Line	(dB)	Level	Factor	Loss	Factor	Remark																																																																																				
MHz	dBuV/m	dBuV/m	dBuV	dB/m	dB	dB	cm	deg																																																																																				
1	5457.21	48.52	54.00	-5.48	34.76	34.81	11.11	32.16	389	329	AVERAGE																																																																																	
Limit	Margin	Read	Ant	Cable	Preamp	APos	TPos																																																																																					
Freq	Level	Line	(dB)	Level	Factor	Loss	Factor	Remark																																																																																				
MHz	dBuV/m	dBuV/m	dBuV	dB/m	dB	dB	cm	deg																																																																																				
1	5530.00	89.01	-----	-----	74.94	34.86	11.45	32.24	389	329	AVERAGE																																																																																	



Mode	27																																							
	Band Edge - R																																							
	U-NII-2C_5.47-5.725_802.11ac VHT80_CH106_5530MHz																																							
ANT	8																																							
Pol.	Vertical	Fundamental																																						
Peak	<p>Date: 2023-12-30</p> <table border="1"> <thead> <tr> <th>Limit</th> <th>Margin</th> <th>Read</th> <th>Ant</th> <th>Cable</th> <th>Preamp</th> <th>APos</th> <th>TPos</th> <th>Remark</th> </tr> <tr> <th>Freq</th> <th>Level</th> <th>Line</th> <th>Level</th> <th>Factor</th> <th>Loss Factor</th> <th></th> <th></th> <th></th> </tr> <tr> <th>MHz</th> <th>dBuV/m</th> <th>dBuV/m</th> <th>dBuV</th> <th>dB/m</th> <th>dB</th> <th>dB</th> <th>cm</th> <th>deg</th> </tr> </thead> <tbody> <tr> <td>1</td> <td>5729.16</td> <td>52.68</td> <td>68.30</td> <td>-15.62</td> <td>38.30</td> <td>35.12</td> <td>11.65</td> <td>32.39</td> <td>389</td> <td>329 PEAK</td> </tr> </tbody> </table>	Limit	Margin	Read	Ant	Cable	Preamp	APos	TPos	Remark	Freq	Level	Line	Level	Factor	Loss Factor				MHz	dBuV/m	dBuV/m	dBuV	dB/m	dB	dB	cm	deg	1	5729.16	52.68	68.30	-15.62	38.30	35.12	11.65	32.39	389	329 PEAK	Blank
Limit	Margin	Read	Ant	Cable	Preamp	APos	TPos	Remark																																
Freq	Level	Line	Level	Factor	Loss Factor																																			
MHz	dBuV/m	dBuV/m	dBuV	dB/m	dB	dB	cm	deg																																
1	5729.16	52.68	68.30	-15.62	38.30	35.12	11.65	32.39	389	329 PEAK																														



Mode	28																																																																																											
	Band Edge - L																																																																																											
	U-NII-2C_5.47-5.725_802.11ac VHT80_CH122_5610MHz																																																																																											
ANT	8																																																																																											
Pol.	Horizontal	Fundamental																																																																																										
Peak	 <p style="text-align: right;">Date: 2023-12-30</p> <table border="1"> <thead> <tr> <th>Limit</th> <th>Margin</th> <th>Read</th> <th>Ant</th> <th>Cable</th> <th>Preamp</th> <th>APos</th> <th>TPos</th> <th>Remark</th> </tr> <tr> <th>Freq</th> <th>Level</th> <th>Line</th> <th>(dB)</th> <th>Level</th> <th>Factor</th> <th>Loss</th> <th>Factor</th> <th></th> </tr> <tr> <th>MHz</th> <th>dBuV/m</th> <th>dBuV/m</th> <th>dBuV</th> <th>dB/m</th> <th>dB</th> <th>dB</th> <th>cm</th> <th>deg</th> </tr> </thead> <tbody> <tr> <td>1</td> <td>5438.01</td> <td>52.88</td> <td>74.00</td> <td>-21.12</td> <td>39.18</td> <td>34.81</td> <td>11.03</td> <td>32.14</td> <td>204</td> <td>355</td> <td>PEAK</td> </tr> <tr> <td>2</td> <td>5468.43</td> <td>52.74</td> <td>68.30</td> <td>-15.56</td> <td>38.95</td> <td>34.81</td> <td>11.16</td> <td>32.18</td> <td>204</td> <td>355</td> <td>PEAK</td> </tr> </tbody> </table>	Limit	Margin	Read	Ant	Cable	Preamp	APos	TPos	Remark	Freq	Level	Line	(dB)	Level	Factor	Loss	Factor		MHz	dBuV/m	dBuV/m	dBuV	dB/m	dB	dB	cm	deg	1	5438.01	52.88	74.00	-21.12	39.18	34.81	11.03	32.14	204	355	PEAK	2	5468.43	52.74	68.30	-15.56	38.95	34.81	11.16	32.18	204	355	PEAK	 <p style="text-align: right;">Date: 2023-12-30</p> <table border="1"> <thead> <tr> <th>Limit</th> <th>Margin</th> <th>Read</th> <th>Ant</th> <th>Cable</th> <th>Preamp</th> <th>APos</th> <th>TPos</th> <th>Remark</th> </tr> <tr> <th>Freq</th> <th>Level</th> <th>Line</th> <th>(dB)</th> <th>Level</th> <th>Factor</th> <th>Loss</th> <th>Factor</th> <th></th> </tr> <tr> <th>MHz</th> <th>dBuV/m</th> <th>dBuV/m</th> <th>dBuV</th> <th>dB/m</th> <th>dB</th> <th>dB</th> <th>cm</th> <th>deg</th> </tr> </thead> <tbody> <tr> <td>1</td> <td>5610.00</td> <td>97.53</td> <td>-----</td> <td>-----</td> <td>83.18</td> <td>34.94</td> <td>11.70</td> <td>32.29</td> <td>204</td> <td>355</td> <td>PEAK</td> </tr> </tbody> </table>	Limit	Margin	Read	Ant	Cable	Preamp	APos	TPos	Remark	Freq	Level	Line	(dB)	Level	Factor	Loss	Factor		MHz	dBuV/m	dBuV/m	dBuV	dB/m	dB	dB	cm	deg	1	5610.00	97.53	-----	-----	83.18	34.94	11.70	32.29	204	355	PEAK
	Limit	Margin	Read	Ant	Cable	Preamp	APos	TPos	Remark																																																																																			
Freq	Level	Line	(dB)	Level	Factor	Loss	Factor																																																																																					
MHz	dBuV/m	dBuV/m	dBuV	dB/m	dB	dB	cm	deg																																																																																				
1	5438.01	52.88	74.00	-21.12	39.18	34.81	11.03	32.14	204	355	PEAK																																																																																	
2	5468.43	52.74	68.30	-15.56	38.95	34.81	11.16	32.18	204	355	PEAK																																																																																	
Limit	Margin	Read	Ant	Cable	Preamp	APos	TPos	Remark																																																																																				
Freq	Level	Line	(dB)	Level	Factor	Loss	Factor																																																																																					
MHz	dBuV/m	dBuV/m	dBuV	dB/m	dB	dB	cm	deg																																																																																				
1	5610.00	97.53	-----	-----	83.18	34.94	11.70	32.29	204	355	PEAK																																																																																	
Avg	 <p style="text-align: right;">Date: 2023-12-30</p> <table border="1"> <thead> <tr> <th>Limit</th> <th>Margin</th> <th>Read</th> <th>Ant</th> <th>Cable</th> <th>Preamp</th> <th>APos</th> <th>TPos</th> <th>Remark</th> </tr> <tr> <th>Freq</th> <th>Level</th> <th>Line</th> <th>(dB)</th> <th>Level</th> <th>Factor</th> <th>Loss</th> <th>Factor</th> <th></th> </tr> <tr> <th>MHz</th> <th>dBuV/m</th> <th>dBuV/m</th> <th>dBuV</th> <th>dB/m</th> <th>dB</th> <th>dB</th> <th>cm</th> <th>deg</th> </tr> </thead> <tbody> <tr> <td>1</td> <td>5453.90</td> <td>44.84</td> <td>54.00</td> <td>-9.16</td> <td>31.10</td> <td>34.81</td> <td>11.09</td> <td>32.16</td> <td>204</td> <td>355</td> <td>AVERAGE</td> </tr> </tbody> </table>	Limit	Margin	Read	Ant	Cable	Preamp	APos	TPos	Remark	Freq	Level	Line	(dB)	Level	Factor	Loss	Factor		MHz	dBuV/m	dBuV/m	dBuV	dB/m	dB	dB	cm	deg	1	5453.90	44.84	54.00	-9.16	31.10	34.81	11.09	32.16	204	355	AVERAGE	 <p style="text-align: right;">Date: 2023-12-30</p> <table border="1"> <thead> <tr> <th>Limit</th> <th>Margin</th> <th>Read</th> <th>Ant</th> <th>Cable</th> <th>Preamp</th> <th>APos</th> <th>TPos</th> <th>Remark</th> </tr> <tr> <th>Freq</th> <th>Level</th> <th>Line</th> <th>(dB)</th> <th>Level</th> <th>Factor</th> <th>Loss</th> <th>Factor</th> <th></th> </tr> <tr> <th>MHz</th> <th>dBuV/m</th> <th>dBuV/m</th> <th>dBuV</th> <th>dB/m</th> <th>dB</th> <th>dB</th> <th>cm</th> <th>deg</th> </tr> </thead> <tbody> <tr> <td>1</td> <td>5610.00</td> <td>91.13</td> <td>-----</td> <td>-----</td> <td>76.76</td> <td>34.95</td> <td>11.71</td> <td>32.29</td> <td>204</td> <td>355</td> <td>AVERAGE</td> </tr> </tbody> </table>	Limit	Margin	Read	Ant	Cable	Preamp	APos	TPos	Remark	Freq	Level	Line	(dB)	Level	Factor	Loss	Factor		MHz	dBuV/m	dBuV/m	dBuV	dB/m	dB	dB	cm	deg	1	5610.00	91.13	-----	-----	76.76	34.95	11.71	32.29	204	355	AVERAGE												
Limit	Margin	Read	Ant	Cable	Preamp	APos	TPos	Remark																																																																																				
Freq	Level	Line	(dB)	Level	Factor	Loss	Factor																																																																																					
MHz	dBuV/m	dBuV/m	dBuV	dB/m	dB	dB	cm	deg																																																																																				
1	5453.90	44.84	54.00	-9.16	31.10	34.81	11.09	32.16	204	355	AVERAGE																																																																																	
Limit	Margin	Read	Ant	Cable	Preamp	APos	TPos	Remark																																																																																				
Freq	Level	Line	(dB)	Level	Factor	Loss	Factor																																																																																					
MHz	dBuV/m	dBuV/m	dBuV	dB/m	dB	dB	cm	deg																																																																																				
1	5610.00	91.13	-----	-----	76.76	34.95	11.71	32.29	204	355	AVERAGE																																																																																	



Mode	28																																								
	Band Edge - R																																								
	U-NII-2C_5.47-5.725_802.11ac VHT80_CH122_5610MHz																																								
ANT	8																																								
Pol.	Horizontal	Fundamental																																							
Peak	<p>Date: 2023-12-30</p> <table border="1"> <thead> <tr> <th>Limit</th> <th>Margin</th> <th>Read</th> <th>Ant</th> <th>Cable</th> <th>Preamp</th> <th>APos</th> <th>TPos</th> <th>Remark</th> </tr> <tr> <th>Freq</th> <th>Level</th> <th>Line</th> <th>Level</th> <th>Factor</th> <th>Loss Factor</th> <th></th> <th></th> <th></th> </tr> <tr> <th>MHz</th> <th>dBuV/m</th> <th>dBuV/m</th> <th>dBuV</th> <th>dB/m</th> <th>dB</th> <th>dB</th> <th>cm</th> <th>deg</th> </tr> </thead> <tbody> <tr> <td>1</td> <td>5729.74</td> <td>61.06</td> <td>68.30</td> <td>-7.24</td> <td>46.68</td> <td>35.12</td> <td>11.65</td> <td>32.39</td> <td>204</td> <td>355</td> <td>PEAK</td> </tr> </tbody> </table>	Limit	Margin	Read	Ant	Cable	Preamp	APos	TPos	Remark	Freq	Level	Line	Level	Factor	Loss Factor				MHz	dBuV/m	dBuV/m	dBuV	dB/m	dB	dB	cm	deg	1	5729.74	61.06	68.30	-7.24	46.68	35.12	11.65	32.39	204	355	PEAK	Blank
Limit	Margin	Read	Ant	Cable	Preamp	APos	TPos	Remark																																	
Freq	Level	Line	Level	Factor	Loss Factor																																				
MHz	dBuV/m	dBuV/m	dBuV	dB/m	dB	dB	cm	deg																																	
1	5729.74	61.06	68.30	-7.24	46.68	35.12	11.65	32.39	204	355	PEAK																														



Mode	28																																																									
	Band Edge - L																																																									
	U-NII-2C_5.47-5.725_802.11ac VHT80_CH122_5610MHz																																																									
ANT	8																																																									
Pol.	Vertical	Fundamental																																																								
Peak	<table border="1"> <thead> <tr> <th>Limit Margin</th> <th>Read</th> <th>Ant</th> <th>Cable</th> <th>Preamp</th> <th>APos</th> <th>TPos</th> <th>Remark</th> </tr> <tr> <th>Freq Level Line (dB)</th> <th>Level Factor</th> <th>Loss Factor</th> <th></th> <th></th> <th>cm</th> <th>deg</th> <th></th> </tr> </thead> <tbody> <tr> <td>1 5458.32 53.55 74.00 -20.45</td> <td>39.79</td> <td>34.81</td> <td>11.11</td> <td>32.16</td> <td>396</td> <td>311</td> <td>PEAK</td> </tr> <tr> <td>2 5466.09 54.57 68.30 -13.73</td> <td>40.78</td> <td>34.81</td> <td>11.15</td> <td>32.17</td> <td>396</td> <td>311</td> <td>PEAK</td> </tr> </tbody> </table>	Limit Margin	Read	Ant	Cable	Preamp	APos	TPos	Remark	Freq Level Line (dB)	Level Factor	Loss Factor			cm	deg		1 5458.32 53.55 74.00 -20.45	39.79	34.81	11.11	32.16	396	311	PEAK	2 5466.09 54.57 68.30 -13.73	40.78	34.81	11.15	32.17	396	311	PEAK	<table border="1"> <thead> <tr> <th>Limit Margin</th> <th>Read</th> <th>Ant</th> <th>Cable</th> <th>Preamp</th> <th>APos</th> <th>TPos</th> <th>Remark</th> </tr> <tr> <th>Freq Level Line (dB)</th> <th>Level Factor</th> <th>Loss Factor</th> <th></th> <th></th> <th>cm</th> <th>deg</th> <th></th> </tr> </thead> <tbody> <tr> <td>1 5610.00 99.59 -----</td> <td>85.24</td> <td>34.94</td> <td>11.70</td> <td>32.29</td> <td>396</td> <td>311</td> <td>PEAK</td> </tr> </tbody> </table>	Limit Margin	Read	Ant	Cable	Preamp	APos	TPos	Remark	Freq Level Line (dB)	Level Factor	Loss Factor			cm	deg		1 5610.00 99.59 -----	85.24	34.94	11.70	32.29	396	311	PEAK
	Limit Margin	Read	Ant	Cable	Preamp	APos	TPos	Remark																																																		
Freq Level Line (dB)	Level Factor	Loss Factor			cm	deg																																																				
1 5458.32 53.55 74.00 -20.45	39.79	34.81	11.11	32.16	396	311	PEAK																																																			
2 5466.09 54.57 68.30 -13.73	40.78	34.81	11.15	32.17	396	311	PEAK																																																			
Limit Margin	Read	Ant	Cable	Preamp	APos	TPos	Remark																																																			
Freq Level Line (dB)	Level Factor	Loss Factor			cm	deg																																																				
1 5610.00 99.59 -----	85.24	34.94	11.70	32.29	396	311	PEAK																																																			
Avg	<table border="1"> <thead> <tr> <th>Limit Margin</th> <th>Read</th> <th>Ant</th> <th>Cable</th> <th>Preamp</th> <th>APos</th> <th>TPos</th> <th>Remark</th> </tr> <tr> <th>Freq Level Line (dB)</th> <th>Level Factor</th> <th>Loss Factor</th> <th></th> <th></th> <th>cm</th> <th>deg</th> <th></th> </tr> </thead> <tbody> <tr> <td>1 5459.93 45.97 54.00 -8.03</td> <td>32.21</td> <td>34.81</td> <td>11.12</td> <td>32.17</td> <td>396</td> <td>311</td> <td>AVERAGE</td> </tr> </tbody> </table>	Limit Margin	Read	Ant	Cable	Preamp	APos	TPos	Remark	Freq Level Line (dB)	Level Factor	Loss Factor			cm	deg		1 5459.93 45.97 54.00 -8.03	32.21	34.81	11.12	32.17	396	311	AVERAGE	<table border="1"> <thead> <tr> <th>Limit Margin</th> <th>Read</th> <th>Ant</th> <th>Cable</th> <th>Preamp</th> <th>APos</th> <th>TPos</th> <th>Remark</th> </tr> <tr> <th>Freq Level Line (dB)</th> <th>Level Factor</th> <th>Loss Factor</th> <th></th> <th></th> <th>cm</th> <th>deg</th> <th></th> </tr> </thead> <tbody> <tr> <td>1 5610.00 93.77 -----</td> <td>79.42</td> <td>34.94</td> <td>11.70</td> <td>32.29</td> <td>396</td> <td>311</td> <td>AVERAGE</td> </tr> </tbody> </table>	Limit Margin	Read	Ant	Cable	Preamp	APos	TPos	Remark	Freq Level Line (dB)	Level Factor	Loss Factor			cm	deg		1 5610.00 93.77 -----	79.42	34.94	11.70	32.29	396	311	AVERAGE								
Limit Margin	Read	Ant	Cable	Preamp	APos	TPos	Remark																																																			
Freq Level Line (dB)	Level Factor	Loss Factor			cm	deg																																																				
1 5459.93 45.97 54.00 -8.03	32.21	34.81	11.12	32.17	396	311	AVERAGE																																																			
Limit Margin	Read	Ant	Cable	Preamp	APos	TPos	Remark																																																			
Freq Level Line (dB)	Level Factor	Loss Factor			cm	deg																																																				
1 5610.00 93.77 -----	79.42	34.94	11.70	32.29	396	311	AVERAGE																																																			



Mode	28																																							
	Band Edge - R																																							
	U-NII-2C_5.47-5.725_802.11ac VHT80_CH122_5610MHz																																							
ANT	8																																							
Pol.	Vertical	Fundamental																																						
Peak	<p>Date: 2023-12-30</p> <table border="1"> <thead> <tr> <th>Limit</th> <th>Margin</th> <th>Read</th> <th>Ant</th> <th>Cable</th> <th>Preamp</th> <th>APos</th> <th>TPos</th> <th>Remark</th> </tr> <tr> <th>Freq</th> <th>Level</th> <th>Line</th> <th>Level</th> <th>Factor</th> <th>Loss Factor</th> <th></th> <th></th> <th></th> </tr> <tr> <th>MHz</th> <th>dBuV/m</th> <th>dBuV/m</th> <th>dBuV</th> <th>dB/m</th> <th>dB</th> <th>dB</th> <th>cm</th> <th>deg</th> </tr> </thead> <tbody> <tr> <td>1</td> <td>5725.24</td> <td>62.41</td> <td>68.30</td> <td>-5.89</td> <td>48.03</td> <td>35.12</td> <td>11.65</td> <td>32.39</td> <td>396</td> <td>311 PEAK</td> </tr> </tbody> </table>	Limit	Margin	Read	Ant	Cable	Preamp	APos	TPos	Remark	Freq	Level	Line	Level	Factor	Loss Factor				MHz	dBuV/m	dBuV/m	dBuV	dB/m	dB	dB	cm	deg	1	5725.24	62.41	68.30	-5.89	48.03	35.12	11.65	32.39	396	311 PEAK	Blank
Limit	Margin	Read	Ant	Cable	Preamp	APos	TPos	Remark																																
Freq	Level	Line	Level	Factor	Loss Factor																																			
MHz	dBuV/m	dBuV/m	dBuV	dB/m	dB	dB	cm	deg																																
1	5725.24	62.41	68.30	-5.89	48.03	35.12	11.65	32.39	396	311 PEAK																														



Mode	29																																																																																																																
	Harmonic																																																																																																																
	U-NII-3_5.725-5.85_802.11a_CH149_5745MHz																																																																																																																
ANT	8																																																																																																																
Pol.	Horizontal	Vertical																																																																																																															
Peak Avg	<p>Date: 2023-12-30</p>	<p>Date: 2023-12-30</p>																																																																																																															
	<table border="1"> <thead> <tr> <th>Limit</th> <th>Read</th> <th>Ant</th> <th>Cable</th> <th>Preamp</th> <th>Apos</th> <th>TPos</th> <th>Remark</th> </tr> <tr> <th>Freq</th> <th>Level</th> <th>Line Margin</th> <th>Level</th> <th>Factor</th> <th>Loss Factor</th> <th></th> <th></th> </tr> <tr> <th>MHz</th> <th>dBuV/m</th> <th>dBuV/m</th> <th>dB</th> <th>dBuV</th> <th>dB/m</th> <th>dB</th> <th>dB</th> </tr> <tr> <th></th> <th></th> <th></th> <th></th> <th></th> <th></th> <th>cm</th> <th>deg</th> </tr> </thead> <tbody> <tr> <td>1</td> <td>11490.00</td> <td>47.23</td> <td>74.00</td> <td>-26.77</td> <td>43.31</td> <td>39.79</td> <td>14.83</td> <td>50.70</td> <td>--</td> <td>--</td> <td>Peak</td> </tr> <tr> <td>2</td> <td>17235.00</td> <td>50.09</td> <td>68.30</td> <td>-18.21</td> <td>42.04</td> <td>42.41</td> <td>17.57</td> <td>51.93</td> <td>--</td> <td>--</td> <td>Peak</td> </tr> </tbody> </table>	Limit	Read	Ant	Cable	Preamp	Apos	TPos	Remark	Freq	Level	Line Margin	Level	Factor	Loss Factor			MHz	dBuV/m	dBuV/m	dB	dBuV	dB/m	dB	dB							cm	deg	1	11490.00	47.23	74.00	-26.77	43.31	39.79	14.83	50.70	--	--	Peak	2	17235.00	50.09	68.30	-18.21	42.04	42.41	17.57	51.93	--	--	Peak	<table border="1"> <thead> <tr> <th>Limit</th> <th>Read</th> <th>Ant</th> <th>Cable</th> <th>Preamp</th> <th>Apos</th> <th>TPos</th> <th>Remark</th> </tr> <tr> <th>Freq</th> <th>Level</th> <th>Line Margin</th> <th>Level</th> <th>Factor</th> <th>Loss Factor</th> <th></th> <th></th> </tr> <tr> <th>MHz</th> <th>dBuV/m</th> <th>dBuV/m</th> <th>dB</th> <th>dBuV</th> <th>dB/m</th> <th>dB</th> <th>dB</th> </tr> <tr> <th></th> <th></th> <th></th> <th></th> <th></th> <th></th> <th>cm</th> <th>deg</th> </tr> </thead> <tbody> <tr> <td>1</td> <td>11490.00</td> <td>47.47</td> <td>74.00</td> <td>-26.53</td> <td>43.55</td> <td>39.79</td> <td>14.83</td> <td>50.70</td> <td>--</td> <td>--</td> <td>Peak</td> </tr> <tr> <td>2</td> <td>17235.00</td> <td>48.85</td> <td>68.30</td> <td>-19.45</td> <td>40.80</td> <td>42.41</td> <td>17.57</td> <td>51.93</td> <td>--</td> <td>--</td> <td>Peak</td> </tr> </tbody> </table>	Limit	Read	Ant	Cable	Preamp	Apos	TPos	Remark	Freq	Level	Line Margin	Level	Factor	Loss Factor			MHz	dBuV/m	dBuV/m	dB	dBuV	dB/m	dB	dB							cm	deg	1	11490.00	47.47	74.00	-26.53	43.55	39.79	14.83	50.70	--	--	Peak	2	17235.00	48.85	68.30	-19.45	40.80	42.41	17.57	51.93	--	--
Limit	Read	Ant	Cable	Preamp	Apos	TPos	Remark																																																																																																										
Freq	Level	Line Margin	Level	Factor	Loss Factor																																																																																																												
MHz	dBuV/m	dBuV/m	dB	dBuV	dB/m	dB	dB																																																																																																										
						cm	deg																																																																																																										
1	11490.00	47.23	74.00	-26.77	43.31	39.79	14.83	50.70	--	--	Peak																																																																																																						
2	17235.00	50.09	68.30	-18.21	42.04	42.41	17.57	51.93	--	--	Peak																																																																																																						
Limit	Read	Ant	Cable	Preamp	Apos	TPos	Remark																																																																																																										
Freq	Level	Line Margin	Level	Factor	Loss Factor																																																																																																												
MHz	dBuV/m	dBuV/m	dB	dBuV	dB/m	dB	dB																																																																																																										
						cm	deg																																																																																																										
1	11490.00	47.47	74.00	-26.53	43.55	39.79	14.83	50.70	--	--	Peak																																																																																																						
2	17235.00	48.85	68.30	-19.45	40.80	42.41	17.57	51.93	--	--	Peak																																																																																																						

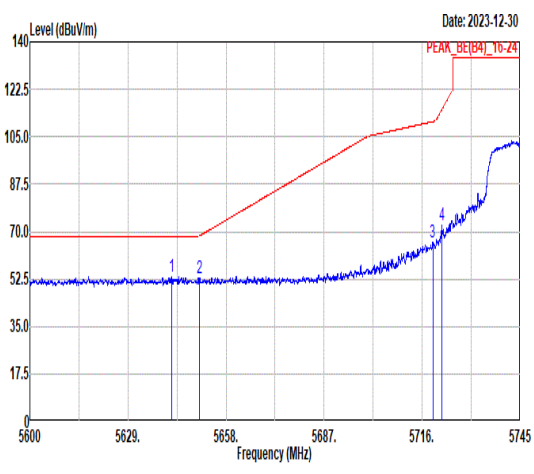
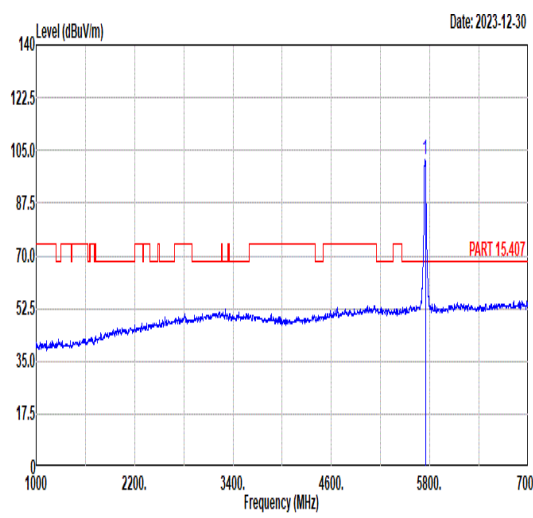
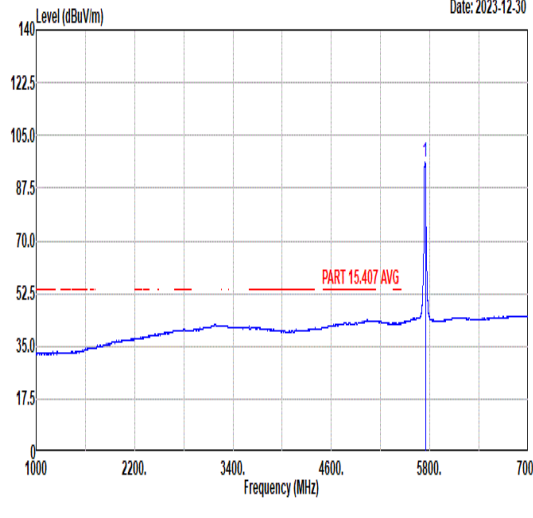


Mode	30																																																																																																	
	Harmonic																																																																																																	
	U-NII-3_5.725-5.85_802.11a_CH157_5785MHz																																																																																																	
ANT	8																																																																																																	
Pol.	Horizontal	Vertical																																																																																																
Peak Avg	<table border="1"> <thead> <tr> <th>Limit</th> <th>Read</th> <th>Ant</th> <th>Cable</th> <th>Preamp</th> <th>APos</th> <th>TPos</th> <th>Remark</th> </tr> <tr> <th>Freq</th> <th>Level</th> <th>Line Margin</th> <th>Level</th> <th>Factor</th> <th>Loss Factor</th> <th></th> <th></th> </tr> <tr> <th>MHz</th> <th>dBuV/m</th> <th>dBuV/m</th> <th>dB</th> <th>dBuV</th> <th>dB/m</th> <th>dB</th> <th>dB</th> </tr> </thead> <tbody> <tr> <td>1</td> <td>11570.00</td> <td>47.69</td> <td>74.00</td> <td>-26.31</td> <td>43.61</td> <td>39.86</td> <td>14.88</td> <td>50.66</td> <td>--</td> <td>--</td> <td>Peak</td> </tr> <tr> <td>2</td> <td>17355.00</td> <td>49.79</td> <td>68.30</td> <td>-18.51</td> <td>41.88</td> <td>42.36</td> <td>17.60</td> <td>52.05</td> <td>--</td> <td>--</td> <td>Peak</td> </tr> </tbody> </table>	Limit	Read	Ant	Cable	Preamp	APos	TPos	Remark	Freq	Level	Line Margin	Level	Factor	Loss Factor			MHz	dBuV/m	dBuV/m	dB	dBuV	dB/m	dB	dB	1	11570.00	47.69	74.00	-26.31	43.61	39.86	14.88	50.66	--	--	Peak	2	17355.00	49.79	68.30	-18.51	41.88	42.36	17.60	52.05	--	--	Peak	<table border="1"> <thead> <tr> <th>Limit</th> <th>Read</th> <th>Ant</th> <th>Cable</th> <th>Preamp</th> <th>APos</th> <th>TPos</th> <th>Remark</th> </tr> <tr> <th>Freq</th> <th>Level</th> <th>Line Margin</th> <th>Level</th> <th>Factor</th> <th>Loss Factor</th> <th></th> <th></th> </tr> <tr> <th>MHz</th> <th>dBuV/m</th> <th>dBuV/m</th> <th>dB</th> <th>dBuV</th> <th>dB/m</th> <th>dB</th> <th>dB</th> </tr> </thead> <tbody> <tr> <td>1</td> <td>11570.00</td> <td>47.11</td> <td>74.00</td> <td>-26.89</td> <td>43.03</td> <td>39.86</td> <td>14.88</td> <td>50.66</td> <td>--</td> <td>--</td> <td>Peak</td> </tr> <tr> <td>2</td> <td>17355.00</td> <td>50.25</td> <td>68.30</td> <td>-18.05</td> <td>42.34</td> <td>42.36</td> <td>17.60</td> <td>52.05</td> <td>--</td> <td>--</td> <td>Peak</td> </tr> </tbody> </table>	Limit	Read	Ant	Cable	Preamp	APos	TPos	Remark	Freq	Level	Line Margin	Level	Factor	Loss Factor			MHz	dBuV/m	dBuV/m	dB	dBuV	dB/m	dB	dB	1	11570.00	47.11	74.00	-26.89	43.03	39.86	14.88	50.66	--	--	Peak	2	17355.00	50.25	68.30	-18.05	42.34	42.36	17.60	52.05	--	--	Peak
	Limit	Read	Ant	Cable	Preamp	APos	TPos	Remark																																																																																										
Freq	Level	Line Margin	Level	Factor	Loss Factor																																																																																													
MHz	dBuV/m	dBuV/m	dB	dBuV	dB/m	dB	dB																																																																																											
1	11570.00	47.69	74.00	-26.31	43.61	39.86	14.88	50.66	--	--	Peak																																																																																							
2	17355.00	49.79	68.30	-18.51	41.88	42.36	17.60	52.05	--	--	Peak																																																																																							
Limit	Read	Ant	Cable	Preamp	APos	TPos	Remark																																																																																											
Freq	Level	Line Margin	Level	Factor	Loss Factor																																																																																													
MHz	dBuV/m	dBuV/m	dB	dBuV	dB/m	dB	dB																																																																																											
1	11570.00	47.11	74.00	-26.89	43.03	39.86	14.88	50.66	--	--	Peak																																																																																							
2	17355.00	50.25	68.30	-18.05	42.34	42.36	17.60	52.05	--	--	Peak																																																																																							



Mode	31																																																																																																
	Harmonic																																																																																																
	U-NII-3_5.725-5.85_802.11a_CH165_5825MHz																																																																																																
ANT	8																																																																																																
Pol.	Horizontal	Vertical																																																																																															
Peak Avg																																																																																																	
	<table border="1"> <thead> <tr> <th>Limit</th> <th>Read</th> <th>Ant</th> <th>Cable</th> <th>Preamp</th> <th>APos</th> <th>TPos</th> <th>Remark</th> </tr> <tr> <th>Freq</th> <th>Level</th> <th>Line Margin</th> <th>Level</th> <th>Factor</th> <th>Loss Factor</th> <th></th> <th></th> </tr> <tr> <th>MHz</th> <th>dBuV/m</th> <th>dBuV/m</th> <th>dB</th> <th>dBuV</th> <th>dB/m</th> <th>dB</th> <th>dB</th> </tr> </thead> <tbody> <tr> <td>1</td> <td>11650.00</td> <td>47.06</td> <td>74.00</td> <td>-26.94</td> <td>42.82</td> <td>39.92</td> <td>14.93</td> <td>50.61</td> <td>--</td> <td>--</td> <td>Peak</td> </tr> <tr> <td>2</td> <td>17475.00</td> <td>50.47</td> <td>68.30</td> <td>-17.83</td> <td>42.70</td> <td>42.31</td> <td>17.63</td> <td>52.17</td> <td>--</td> <td>--</td> <td>Peak</td> </tr> </tbody> </table>	Limit	Read	Ant	Cable	Preamp	APos	TPos	Remark	Freq	Level	Line Margin	Level	Factor	Loss Factor			MHz	dBuV/m	dBuV/m	dB	dBuV	dB/m	dB	dB	1	11650.00	47.06	74.00	-26.94	42.82	39.92	14.93	50.61	--	--	Peak	2	17475.00	50.47	68.30	-17.83	42.70	42.31	17.63	52.17	--	--	Peak	<table border="1"> <thead> <tr> <th>Limit</th> <th>Read</th> <th>Ant</th> <th>Cable</th> <th>Preamp</th> <th>APos</th> <th>TPos</th> <th>Remark</th> </tr> <tr> <th>Freq</th> <th>Level</th> <th>Line Margin</th> <th>Level</th> <th>Factor</th> <th>Loss Factor</th> <th></th> <th></th> </tr> <tr> <th>MHz</th> <th>dBuV/m</th> <th>dBuV/m</th> <th>dB</th> <th>dBuV</th> <th>dB/m</th> <th>dB</th> <th>dB</th> </tr> </thead> <tbody> <tr> <td>1</td> <td>11650.00</td> <td>47.80</td> <td>74.00</td> <td>-26.20</td> <td>43.56</td> <td>39.92</td> <td>14.93</td> <td>50.61</td> <td>--</td> <td>--</td> <td>Peak</td> </tr> <tr> <td>2</td> <td>17475.00</td> <td>49.65</td> <td>68.30</td> <td>-18.65</td> <td>41.88</td> <td>42.31</td> <td>17.63</td> <td>52.17</td> <td>--</td> <td>--</td> <td>Peak</td> </tr> </tbody> </table>	Limit	Read	Ant	Cable	Preamp	APos	TPos	Remark	Freq	Level	Line Margin	Level	Factor	Loss Factor			MHz	dBuV/m	dBuV/m	dB	dBuV	dB/m	dB	dB	1	11650.00	47.80	74.00	-26.20	43.56	39.92	14.93	50.61	--	--	Peak	2	17475.00	49.65	68.30	-18.65	41.88	42.31	17.63	52.17	--	--
Limit	Read	Ant	Cable	Preamp	APos	TPos	Remark																																																																																										
Freq	Level	Line Margin	Level	Factor	Loss Factor																																																																																												
MHz	dBuV/m	dBuV/m	dB	dBuV	dB/m	dB	dB																																																																																										
1	11650.00	47.06	74.00	-26.94	42.82	39.92	14.93	50.61	--	--	Peak																																																																																						
2	17475.00	50.47	68.30	-17.83	42.70	42.31	17.63	52.17	--	--	Peak																																																																																						
Limit	Read	Ant	Cable	Preamp	APos	TPos	Remark																																																																																										
Freq	Level	Line Margin	Level	Factor	Loss Factor																																																																																												
MHz	dBuV/m	dBuV/m	dB	dBuV	dB/m	dB	dB																																																																																										
1	11650.00	47.80	74.00	-26.20	43.56	39.92	14.93	50.61	--	--	Peak																																																																																						
2	17475.00	49.65	68.30	-18.65	41.88	42.31	17.63	52.17	--	--	Peak																																																																																						



Mode	32																																																																																					
	Band Edge																																																																																					
	U-NII-3_5.725-5.85_802.11ac VHT20_CH149_5745MHz																																																																																					
ANT	8																																																																																					
Pol.	Horizontal	Fundamental																																																																																				
Peak	 <p>Date: 2023-12-30</p> <table border="1"> <thead> <tr> <th>Peak</th> <th>Freq (MHz)</th> <th>Level (dBuV/m)</th> <th>Limit Line (dBuV/m)</th> <th>Margin (dB)</th> <th>Read (dBuV)</th> <th>Ant Loss (dB/m)</th> <th>Cable Loss (dB)</th> <th>Preamp Loss (dB)</th> <th>APos (cm)</th> <th>TPos (deg)</th> <th>Remark</th> </tr> </thead> <tbody> <tr> <td>1</td> <td>5641.83</td> <td>53.55</td> <td>68.30</td> <td>-14.75</td> <td>39.18</td> <td>35.00</td> <td>11.69</td> <td>32.32</td> <td>295</td> <td>28</td> <td>PEAK</td> </tr> <tr> <td>2</td> <td>5650.11</td> <td>52.94</td> <td>68.38</td> <td>-15.44</td> <td>38.57</td> <td>35.01</td> <td>11.69</td> <td>32.38</td> <td>295</td> <td>28</td> <td>PEAK</td> </tr> <tr> <td>3</td> <td>5719.12</td> <td>65.97</td> <td>110.55</td> <td>-44.58</td> <td>51.58</td> <td>35.11</td> <td>11.66</td> <td>32.38</td> <td>295</td> <td>28</td> <td>PEAK</td> </tr> <tr> <td>4</td> <td>5721.74</td> <td>72.16</td> <td>114.77</td> <td>-42.61</td> <td>57.78</td> <td>35.11</td> <td>11.65</td> <td>32.38</td> <td>295</td> <td>28</td> <td>PEAK</td> </tr> </tbody> </table>	Peak	Freq (MHz)	Level (dBuV/m)	Limit Line (dBuV/m)	Margin (dB)	Read (dBuV)	Ant Loss (dB/m)	Cable Loss (dB)	Preamp Loss (dB)	APos (cm)	TPos (deg)	Remark	1	5641.83	53.55	68.30	-14.75	39.18	35.00	11.69	32.32	295	28	PEAK	2	5650.11	52.94	68.38	-15.44	38.57	35.01	11.69	32.38	295	28	PEAK	3	5719.12	65.97	110.55	-44.58	51.58	35.11	11.66	32.38	295	28	PEAK	4	5721.74	72.16	114.77	-42.61	57.78	35.11	11.65	32.38	295	28	PEAK	 <p>Date: 2023-12-30</p> <table border="1"> <thead> <tr> <th>Peak</th> <th>Freq (MHz)</th> <th>Level (dBuV/m)</th> <th>Limit Line (dBuV/m)</th> <th>Margin (dB)</th> <th>Read (dBuV)</th> <th>Ant Loss (dB/m)</th> <th>Cable Loss (dB)</th> <th>Preamp Loss (dB)</th> <th>APos (cm)</th> <th>TPos (deg)</th> <th>Remark</th> </tr> </thead> <tbody> <tr> <td>1</td> <td>5745.00</td> <td>101.90</td> <td>70.00</td> <td>31.90</td> <td>87.52</td> <td>35.14</td> <td>11.64</td> <td>32.40</td> <td>295</td> <td>28</td> <td>PEAK</td> </tr> </tbody> </table>	Peak	Freq (MHz)	Level (dBuV/m)	Limit Line (dBuV/m)	Margin (dB)	Read (dBuV)	Ant Loss (dB/m)	Cable Loss (dB)	Preamp Loss (dB)	APos (cm)	TPos (deg)	Remark	1	5745.00	101.90	70.00	31.90	87.52	35.14	11.64	32.40	295	28	PEAK
Peak	Freq (MHz)	Level (dBuV/m)	Limit Line (dBuV/m)	Margin (dB)	Read (dBuV)	Ant Loss (dB/m)	Cable Loss (dB)	Preamp Loss (dB)	APos (cm)	TPos (deg)	Remark																																																																											
1	5641.83	53.55	68.30	-14.75	39.18	35.00	11.69	32.32	295	28	PEAK																																																																											
2	5650.11	52.94	68.38	-15.44	38.57	35.01	11.69	32.38	295	28	PEAK																																																																											
3	5719.12	65.97	110.55	-44.58	51.58	35.11	11.66	32.38	295	28	PEAK																																																																											
4	5721.74	72.16	114.77	-42.61	57.78	35.11	11.65	32.38	295	28	PEAK																																																																											
Peak	Freq (MHz)	Level (dBuV/m)	Limit Line (dBuV/m)	Margin (dB)	Read (dBuV)	Ant Loss (dB/m)	Cable Loss (dB)	Preamp Loss (dB)	APos (cm)	TPos (deg)	Remark																																																																											
1	5745.00	101.90	70.00	31.90	87.52	35.14	11.64	32.40	295	28	PEAK																																																																											
Avg	Blank	 <p>Date: 2023-12-30</p> <table border="1"> <thead> <tr> <th>Peak</th> <th>Freq (MHz)</th> <th>Level (dBuV/m)</th> <th>Limit Line (dBuV/m)</th> <th>Margin (dB)</th> <th>Read (dBuV)</th> <th>Ant Loss (dB/m)</th> <th>Cable Loss (dB)</th> <th>Preamp Loss (dB)</th> <th>APos (cm)</th> <th>TPos (deg)</th> <th>Remark</th> </tr> </thead> <tbody> <tr> <td>1</td> <td>5745.00</td> <td>96.19</td> <td>70.00</td> <td>26.19</td> <td>81.81</td> <td>35.14</td> <td>11.64</td> <td>32.40</td> <td>295</td> <td>28</td> <td>AVERAGE</td> </tr> </tbody> </table>	Peak	Freq (MHz)	Level (dBuV/m)	Limit Line (dBuV/m)	Margin (dB)	Read (dBuV)	Ant Loss (dB/m)	Cable Loss (dB)	Preamp Loss (dB)	APos (cm)	TPos (deg)	Remark	1	5745.00	96.19	70.00	26.19	81.81	35.14	11.64	32.40	295	28	AVERAGE																																																												
Peak	Freq (MHz)	Level (dBuV/m)	Limit Line (dBuV/m)	Margin (dB)	Read (dBuV)	Ant Loss (dB/m)	Cable Loss (dB)	Preamp Loss (dB)	APos (cm)	TPos (deg)	Remark																																																																											
1	5745.00	96.19	70.00	26.19	81.81	35.14	11.64	32.40	295	28	AVERAGE																																																																											



Mode	32																																																																																					
	Band Edge																																																																																					
	U-NII-3_5.725-5.85_802.11ac VHT20_CH149_5745MHz																																																																																					
ANT	8																																																																																					
Pol.	Vertical	Fundamental																																																																																				
Peak	<p>Date: 2023-12-30</p> <table border="1"> <thead> <tr> <th>Peak</th> <th>Freq (MHz)</th> <th>Level (dBuV/m)</th> <th>Limit Line (dB)</th> <th>Margin (dB)</th> <th>Read (dBuV)</th> <th>Ant Loss (dB/m)</th> <th>Cable Loss (dB)</th> <th>Preamp Loss (dB)</th> <th>APos (cm)</th> <th>TPos (deg)</th> <th>Remark</th> </tr> </thead> <tbody> <tr> <td>1</td> <td>5644.02</td> <td>53.84</td> <td>68.30</td> <td>-14.46</td> <td>39.47</td> <td>35.00</td> <td>11.69</td> <td>32.32</td> <td>276</td> <td>266</td> <td>PEAK</td> </tr> <tr> <td>2</td> <td>5650.82</td> <td>52.67</td> <td>68.91</td> <td>-16.24</td> <td>38.30</td> <td>35.01</td> <td>11.69</td> <td>32.32</td> <td>276</td> <td>266</td> <td>PEAK</td> </tr> <tr> <td>3</td> <td>5717.23</td> <td>70.04</td> <td>110.03</td> <td>-39.99</td> <td>55.66</td> <td>35.10</td> <td>11.66</td> <td>32.38</td> <td>276</td> <td>266</td> <td>PEAK</td> </tr> <tr> <td>4</td> <td>5720.86</td> <td>70.06</td> <td>112.76</td> <td>-42.70</td> <td>55.67</td> <td>35.11</td> <td>11.66</td> <td>32.38</td> <td>276</td> <td>266</td> <td>PEAK</td> </tr> </tbody> </table>	Peak	Freq (MHz)	Level (dBuV/m)	Limit Line (dB)	Margin (dB)	Read (dBuV)	Ant Loss (dB/m)	Cable Loss (dB)	Preamp Loss (dB)	APos (cm)	TPos (deg)	Remark	1	5644.02	53.84	68.30	-14.46	39.47	35.00	11.69	32.32	276	266	PEAK	2	5650.82	52.67	68.91	-16.24	38.30	35.01	11.69	32.32	276	266	PEAK	3	5717.23	70.04	110.03	-39.99	55.66	35.10	11.66	32.38	276	266	PEAK	4	5720.86	70.06	112.76	-42.70	55.67	35.11	11.66	32.38	276	266	PEAK	<p>Date: 2023-12-30</p> <table border="1"> <thead> <tr> <th>Peak</th> <th>Freq (MHz)</th> <th>Level (dBuV/m)</th> <th>Limit Line (dB)</th> <th>Margin (dB)</th> <th>Read (dBuV)</th> <th>Ant Loss (dB/m)</th> <th>Cable Loss (dB)</th> <th>Preamp Loss (dB)</th> <th>APos (cm)</th> <th>TPos (deg)</th> <th>Remark</th> </tr> </thead> <tbody> <tr> <td>1</td> <td>5745.00</td> <td>104.52</td> <td>-----</td> <td>-----</td> <td>90.14</td> <td>35.14</td> <td>11.64</td> <td>32.40</td> <td>276</td> <td>266</td> <td>PEAK</td> </tr> </tbody> </table>	Peak	Freq (MHz)	Level (dBuV/m)	Limit Line (dB)	Margin (dB)	Read (dBuV)	Ant Loss (dB/m)	Cable Loss (dB)	Preamp Loss (dB)	APos (cm)	TPos (deg)	Remark	1	5745.00	104.52	-----	-----	90.14	35.14	11.64	32.40	276	266	PEAK
Peak	Freq (MHz)	Level (dBuV/m)	Limit Line (dB)	Margin (dB)	Read (dBuV)	Ant Loss (dB/m)	Cable Loss (dB)	Preamp Loss (dB)	APos (cm)	TPos (deg)	Remark																																																																											
1	5644.02	53.84	68.30	-14.46	39.47	35.00	11.69	32.32	276	266	PEAK																																																																											
2	5650.82	52.67	68.91	-16.24	38.30	35.01	11.69	32.32	276	266	PEAK																																																																											
3	5717.23	70.04	110.03	-39.99	55.66	35.10	11.66	32.38	276	266	PEAK																																																																											
4	5720.86	70.06	112.76	-42.70	55.67	35.11	11.66	32.38	276	266	PEAK																																																																											
Peak	Freq (MHz)	Level (dBuV/m)	Limit Line (dB)	Margin (dB)	Read (dBuV)	Ant Loss (dB/m)	Cable Loss (dB)	Preamp Loss (dB)	APos (cm)	TPos (deg)	Remark																																																																											
1	5745.00	104.52	-----	-----	90.14	35.14	11.64	32.40	276	266	PEAK																																																																											
Avg	Blank	<p>Date: 2023-12-30</p> <table border="1"> <thead> <tr> <th>Peak</th> <th>Freq (MHz)</th> <th>Level (dBuV/m)</th> <th>Limit Line (dB)</th> <th>Margin (dB)</th> <th>Read (dBuV)</th> <th>Ant Loss (dB/m)</th> <th>Cable Loss (dB)</th> <th>Preamp Loss (dB)</th> <th>APos (cm)</th> <th>TPos (deg)</th> <th>Remark</th> </tr> </thead> <tbody> <tr> <td>1</td> <td>5745.00</td> <td>98.38</td> <td>-----</td> <td>-----</td> <td>84.00</td> <td>35.14</td> <td>11.64</td> <td>32.40</td> <td>276</td> <td>266</td> <td>AVERAGE</td> </tr> </tbody> </table>	Peak	Freq (MHz)	Level (dBuV/m)	Limit Line (dB)	Margin (dB)	Read (dBuV)	Ant Loss (dB/m)	Cable Loss (dB)	Preamp Loss (dB)	APos (cm)	TPos (deg)	Remark	1	5745.00	98.38	-----	-----	84.00	35.14	11.64	32.40	276	266	AVERAGE																																																												
Peak	Freq (MHz)	Level (dBuV/m)	Limit Line (dB)	Margin (dB)	Read (dBuV)	Ant Loss (dB/m)	Cable Loss (dB)	Preamp Loss (dB)	APos (cm)	TPos (deg)	Remark																																																																											
1	5745.00	98.38	-----	-----	84.00	35.14	11.64	32.40	276	266	AVERAGE																																																																											



Mode	32																																																																																																	
	Harmonic																																																																																																	
	U-NII-3_5.725-5.85_802.11ac VHT20_CH149_5745MHz																																																																																																	
ANT	8																																																																																																	
Pol.	Horizontal	Vertical																																																																																																
Peak Avg	<p>Date: 2023-12-30</p> <table border="1"> <thead> <tr> <th>Limit</th> <th>Read</th> <th>Ant</th> <th>Cable</th> <th>Preamp</th> <th>Apos</th> <th>TPos</th> <th>Remark</th> </tr> <tr> <th>Freq</th> <th>Level</th> <th>Line Margin</th> <th>Level</th> <th>Factor</th> <th>Loss Factor</th> <th></th> <th></th> </tr> <tr> <th>MHz</th> <th>dBuV/m</th> <th>dBuV/m</th> <th>dB</th> <th>dBuV</th> <th>dB/m</th> <th>dB</th> <th>dB</th> </tr> </thead> <tbody> <tr> <td>1</td> <td>11490.00</td> <td>47.63</td> <td>74.00</td> <td>-26.37</td> <td>43.71</td> <td>39.79</td> <td>14.83</td> <td>50.70</td> <td>--</td> <td>--</td> <td>Peak</td> </tr> <tr> <td>2</td> <td>17235.00</td> <td>49.71</td> <td>68.30</td> <td>-18.59</td> <td>41.66</td> <td>42.41</td> <td>17.57</td> <td>51.93</td> <td>--</td> <td>--</td> <td>Peak</td> </tr> </tbody> </table>	Limit	Read	Ant	Cable	Preamp	Apos	TPos	Remark	Freq	Level	Line Margin	Level	Factor	Loss Factor			MHz	dBuV/m	dBuV/m	dB	dBuV	dB/m	dB	dB	1	11490.00	47.63	74.00	-26.37	43.71	39.79	14.83	50.70	--	--	Peak	2	17235.00	49.71	68.30	-18.59	41.66	42.41	17.57	51.93	--	--	Peak	<p>Date: 2023-12-30</p> <table border="1"> <thead> <tr> <th>Limit</th> <th>Read</th> <th>Ant</th> <th>Cable</th> <th>Preamp</th> <th>Apos</th> <th>TPos</th> <th>Remark</th> </tr> <tr> <th>Freq</th> <th>Level</th> <th>Line Margin</th> <th>Level</th> <th>Factor</th> <th>Loss Factor</th> <th></th> <th></th> </tr> <tr> <th>MHz</th> <th>dBuV/m</th> <th>dBuV/m</th> <th>dB</th> <th>dBuV</th> <th>dB/m</th> <th>dB</th> <th>dB</th> </tr> </thead> <tbody> <tr> <td>1</td> <td>11490.00</td> <td>47.01</td> <td>74.00</td> <td>-26.99</td> <td>43.09</td> <td>39.79</td> <td>14.83</td> <td>50.70</td> <td>--</td> <td>--</td> <td>Peak</td> </tr> <tr> <td>2</td> <td>17235.00</td> <td>49.31</td> <td>68.30</td> <td>-18.99</td> <td>41.26</td> <td>42.41</td> <td>17.57</td> <td>51.93</td> <td>--</td> <td>--</td> <td>Peak</td> </tr> </tbody> </table>	Limit	Read	Ant	Cable	Preamp	Apos	TPos	Remark	Freq	Level	Line Margin	Level	Factor	Loss Factor			MHz	dBuV/m	dBuV/m	dB	dBuV	dB/m	dB	dB	1	11490.00	47.01	74.00	-26.99	43.09	39.79	14.83	50.70	--	--	Peak	2	17235.00	49.31	68.30	-18.99	41.26	42.41	17.57	51.93	--	--	Peak
	Limit	Read	Ant	Cable	Preamp	Apos	TPos	Remark																																																																																										
Freq	Level	Line Margin	Level	Factor	Loss Factor																																																																																													
MHz	dBuV/m	dBuV/m	dB	dBuV	dB/m	dB	dB																																																																																											
1	11490.00	47.63	74.00	-26.37	43.71	39.79	14.83	50.70	--	--	Peak																																																																																							
2	17235.00	49.71	68.30	-18.59	41.66	42.41	17.57	51.93	--	--	Peak																																																																																							
Limit	Read	Ant	Cable	Preamp	Apos	TPos	Remark																																																																																											
Freq	Level	Line Margin	Level	Factor	Loss Factor																																																																																													
MHz	dBuV/m	dBuV/m	dB	dBuV	dB/m	dB	dB																																																																																											
1	11490.00	47.01	74.00	-26.99	43.09	39.79	14.83	50.70	--	--	Peak																																																																																							
2	17235.00	49.31	68.30	-18.99	41.26	42.41	17.57	51.93	--	--	Peak																																																																																							



Mode	33																																																																																																
	Harmonic																																																																																																
	U-NII-3_5.725-5.85_802.11ac VHT20_CH157_5785MHz																																																																																																
ANT	8																																																																																																
Pol.	Horizontal	Vertical																																																																																															
Peak Avg																																																																																																	
	<table border="1"> <thead> <tr> <th>Limit</th> <th>Read</th> <th>Ant</th> <th>Cable</th> <th>Preamp</th> <th>Apos</th> <th>TPos</th> <th>Remark</th> </tr> <tr> <th>Freq</th> <th>Level</th> <th>Line Margin</th> <th>Level</th> <th>Factor</th> <th>Loss Factor</th> <th></th> <th></th> </tr> <tr> <th>MHz</th> <th>dBuV/m</th> <th>dBuV/m</th> <th>dB</th> <th>dBuV</th> <th>dB/m</th> <th>dB</th> <th>dB</th> </tr> </thead> <tbody> <tr> <td>1</td> <td>11570.00</td> <td>47.40</td> <td>74.00</td> <td>-26.60</td> <td>43.32</td> <td>39.86</td> <td>14.88</td> <td>50.66</td> <td>--</td> <td>--</td> <td>Peak</td> </tr> <tr> <td>2</td> <td>17355.00</td> <td>49.24</td> <td>68.30</td> <td>-19.06</td> <td>41.33</td> <td>42.36</td> <td>17.60</td> <td>52.05</td> <td>--</td> <td>--</td> <td>Peak</td> </tr> </tbody> </table>	Limit	Read	Ant	Cable	Preamp	Apos	TPos	Remark	Freq	Level	Line Margin	Level	Factor	Loss Factor			MHz	dBuV/m	dBuV/m	dB	dBuV	dB/m	dB	dB	1	11570.00	47.40	74.00	-26.60	43.32	39.86	14.88	50.66	--	--	Peak	2	17355.00	49.24	68.30	-19.06	41.33	42.36	17.60	52.05	--	--	Peak	<table border="1"> <thead> <tr> <th>Limit</th> <th>Read</th> <th>Ant</th> <th>Cable</th> <th>Preamp</th> <th>Apos</th> <th>TPos</th> <th>Remark</th> </tr> <tr> <th>Freq</th> <th>Level</th> <th>Line Margin</th> <th>Level</th> <th>Factor</th> <th>Loss Factor</th> <th></th> <th></th> </tr> <tr> <th>MHz</th> <th>dBuV/m</th> <th>dBuV/m</th> <th>dB</th> <th>dBuV</th> <th>dB/m</th> <th>dB</th> <th>dB</th> </tr> </thead> <tbody> <tr> <td>1</td> <td>11570.00</td> <td>47.08</td> <td>74.00</td> <td>-26.92</td> <td>43.00</td> <td>39.86</td> <td>14.88</td> <td>50.66</td> <td>--</td> <td>--</td> <td>Peak</td> </tr> <tr> <td>2</td> <td>17355.00</td> <td>49.46</td> <td>68.30</td> <td>-18.84</td> <td>41.55</td> <td>42.36</td> <td>17.60</td> <td>52.05</td> <td>--</td> <td>--</td> <td>Peak</td> </tr> </tbody> </table>	Limit	Read	Ant	Cable	Preamp	Apos	TPos	Remark	Freq	Level	Line Margin	Level	Factor	Loss Factor			MHz	dBuV/m	dBuV/m	dB	dBuV	dB/m	dB	dB	1	11570.00	47.08	74.00	-26.92	43.00	39.86	14.88	50.66	--	--	Peak	2	17355.00	49.46	68.30	-18.84	41.55	42.36	17.60	52.05	--	--
Limit	Read	Ant	Cable	Preamp	Apos	TPos	Remark																																																																																										
Freq	Level	Line Margin	Level	Factor	Loss Factor																																																																																												
MHz	dBuV/m	dBuV/m	dB	dBuV	dB/m	dB	dB																																																																																										
1	11570.00	47.40	74.00	-26.60	43.32	39.86	14.88	50.66	--	--	Peak																																																																																						
2	17355.00	49.24	68.30	-19.06	41.33	42.36	17.60	52.05	--	--	Peak																																																																																						
Limit	Read	Ant	Cable	Preamp	Apos	TPos	Remark																																																																																										
Freq	Level	Line Margin	Level	Factor	Loss Factor																																																																																												
MHz	dBuV/m	dBuV/m	dB	dBuV	dB/m	dB	dB																																																																																										
1	11570.00	47.08	74.00	-26.92	43.00	39.86	14.88	50.66	--	--	Peak																																																																																						
2	17355.00	49.46	68.30	-18.84	41.55	42.36	17.60	52.05	--	--	Peak																																																																																						



Mode	34																																																																																																													
	Band Edge																																																																																																													
	U-NII-3_5.725-5.85_802.11ac VHT20_CH165_5825MHz																																																																																																													
ANT	8																																																																																																													
Pol.	Horizontal	Fundamental																																																																																																												
Peak	<table border="1"> <thead> <tr> <th>Limit</th> <th>Read</th> <th>Ant</th> <th>Cable</th> <th>Preamp</th> <th>APos</th> <th>TPos</th> <th>Remark</th> </tr> <tr> <th>Freq</th> <th>Level</th> <th>Line</th> <th>Margin</th> <th>Level</th> <th>Factor</th> <th>Loss</th> <th>Factor</th> </tr> <tr> <th>MHz</th> <th>dBuV/m</th> <th>dBuV/m</th> <th>dB</th> <th>dBuV</th> <th>dB/m</th> <th>dB</th> <th>dB</th> </tr> </thead> <tbody> <tr> <td>1</td> <td>5854.94</td> <td>64.58</td> <td>110.94</td> <td>-46.36</td> <td>50.25</td> <td>35.30</td> <td>11.52</td> <td>32.49</td> <td>294</td> <td>52</td> <td>PEAK</td> </tr> <tr> <td>2</td> <td>5856.83</td> <td>64.07</td> <td>110.29</td> <td>-46.22</td> <td>49.74</td> <td>35.30</td> <td>11.52</td> <td>32.49</td> <td>294</td> <td>52</td> <td>PEAK</td> </tr> <tr> <td>3</td> <td>5923.33</td> <td>52.10</td> <td>69.43</td> <td>-17.33</td> <td>37.84</td> <td>35.39</td> <td>11.41</td> <td>32.54</td> <td>294</td> <td>52</td> <td>PEAK</td> </tr> <tr> <td>4</td> <td>5948.83</td> <td>52.54</td> <td>68.30</td> <td>-15.76</td> <td>38.31</td> <td>35.43</td> <td>11.36</td> <td>32.56</td> <td>294</td> <td>52</td> <td>PEAK</td> </tr> </tbody> </table>	Limit	Read	Ant	Cable	Preamp	APos	TPos	Remark	Freq	Level	Line	Margin	Level	Factor	Loss	Factor	MHz	dBuV/m	dBuV/m	dB	dBuV	dB/m	dB	dB	1	5854.94	64.58	110.94	-46.36	50.25	35.30	11.52	32.49	294	52	PEAK	2	5856.83	64.07	110.29	-46.22	49.74	35.30	11.52	32.49	294	52	PEAK	3	5923.33	52.10	69.43	-17.33	37.84	35.39	11.41	32.54	294	52	PEAK	4	5948.83	52.54	68.30	-15.76	38.31	35.43	11.36	32.56	294	52	PEAK	<table border="1"> <thead> <tr> <th>Limit</th> <th>Read</th> <th>Ant</th> <th>Cable</th> <th>Preamp</th> <th>APos</th> <th>TPos</th> <th>Remark</th> </tr> <tr> <th>Freq</th> <th>Level</th> <th>Line</th> <th>Margin</th> <th>Level</th> <th>Factor</th> <th>Loss</th> <th>Factor</th> </tr> <tr> <th>MHz</th> <th>dBuV/m</th> <th>dBuV/m</th> <th>dB</th> <th>dBuV</th> <th>dB/m</th> <th>dB</th> <th>dB</th> </tr> </thead> <tbody> <tr> <td>1</td> <td>5825.00</td> <td>102.75</td> <td>-----</td> <td>-----</td> <td>88.39</td> <td>35.26</td> <td>11.57</td> <td>32.47</td> <td>294</td> <td>52</td> <td>PEAK</td> </tr> </tbody> </table>	Limit	Read	Ant	Cable	Preamp	APos	TPos	Remark	Freq	Level	Line	Margin	Level	Factor	Loss	Factor	MHz	dBuV/m	dBuV/m	dB	dBuV	dB/m	dB	dB	1	5825.00	102.75	-----	-----	88.39	35.26	11.57	32.47	294	52	PEAK
Limit	Read	Ant	Cable	Preamp	APos	TPos	Remark																																																																																																							
Freq	Level	Line	Margin	Level	Factor	Loss	Factor																																																																																																							
MHz	dBuV/m	dBuV/m	dB	dBuV	dB/m	dB	dB																																																																																																							
1	5854.94	64.58	110.94	-46.36	50.25	35.30	11.52	32.49	294	52	PEAK																																																																																																			
2	5856.83	64.07	110.29	-46.22	49.74	35.30	11.52	32.49	294	52	PEAK																																																																																																			
3	5923.33	52.10	69.43	-17.33	37.84	35.39	11.41	32.54	294	52	PEAK																																																																																																			
4	5948.83	52.54	68.30	-15.76	38.31	35.43	11.36	32.56	294	52	PEAK																																																																																																			
Limit	Read	Ant	Cable	Preamp	APos	TPos	Remark																																																																																																							
Freq	Level	Line	Margin	Level	Factor	Loss	Factor																																																																																																							
MHz	dBuV/m	dBuV/m	dB	dBuV	dB/m	dB	dB																																																																																																							
1	5825.00	102.75	-----	-----	88.39	35.26	11.57	32.47	294	52	PEAK																																																																																																			
Avg	Blank	<table border="1"> <thead> <tr> <th>Limit</th> <th>Read</th> <th>Ant</th> <th>Cable</th> <th>Preamp</th> <th>APos</th> <th>TPos</th> <th>Remark</th> </tr> <tr> <th>Freq</th> <th>Level</th> <th>Line</th> <th>Margin</th> <th>Level</th> <th>Factor</th> <th>Loss</th> <th>Factor</th> </tr> <tr> <th>MHz</th> <th>dBuV/m</th> <th>dBuV/m</th> <th>dB</th> <th>dBuV</th> <th>dB/m</th> <th>dB</th> <th>dB</th> </tr> </thead> <tbody> <tr> <td>1</td> <td>5825.00</td> <td>96.81</td> <td>-----</td> <td>-----</td> <td>82.44</td> <td>35.25</td> <td>11.58</td> <td>32.46</td> <td>294</td> <td>52</td> <td>AVERAGE</td> </tr> </tbody> </table>	Limit	Read	Ant	Cable	Preamp	APos	TPos	Remark	Freq	Level	Line	Margin	Level	Factor	Loss	Factor	MHz	dBuV/m	dBuV/m	dB	dBuV	dB/m	dB	dB	1	5825.00	96.81	-----	-----	82.44	35.25	11.58	32.46	294	52	AVERAGE																																																																								
Limit	Read	Ant	Cable	Preamp	APos	TPos	Remark																																																																																																							
Freq	Level	Line	Margin	Level	Factor	Loss	Factor																																																																																																							
MHz	dBuV/m	dBuV/m	dB	dBuV	dB/m	dB	dB																																																																																																							
1	5825.00	96.81	-----	-----	82.44	35.25	11.58	32.46	294	52	AVERAGE																																																																																																			

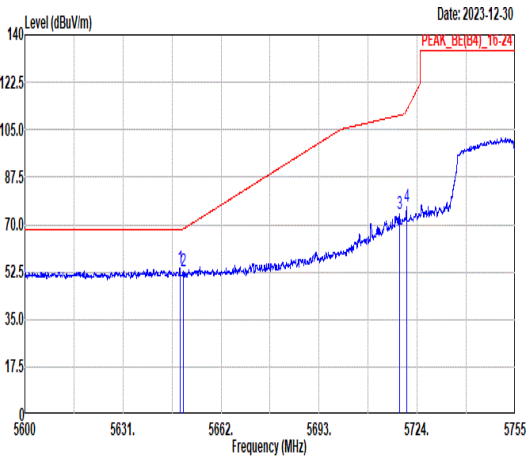
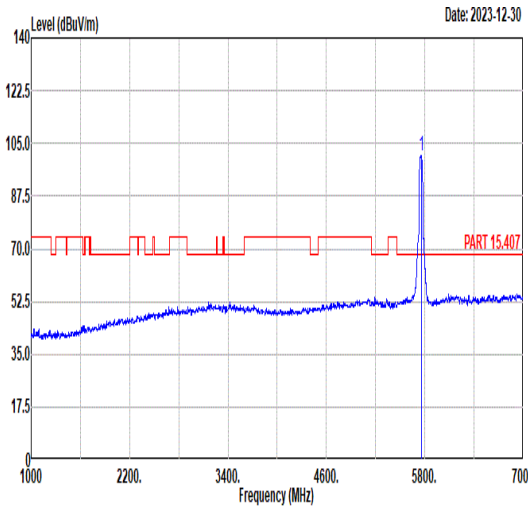
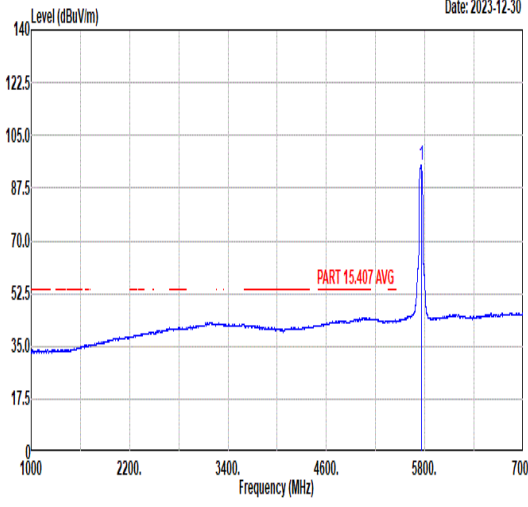


Mode	34																																																																																																													
	Band Edge																																																																																																													
	U-NII-3_5.725-5.85_802.11ac VHT20_CH165_5825MHz																																																																																																													
ANT	8																																																																																																													
Pol.	Vertical	Fundamental																																																																																																												
Peak	<table border="1"> <thead> <tr> <th>Limit</th> <th>Read</th> <th>Ant</th> <th>Cable</th> <th>Preamp</th> <th>APos</th> <th>TPos</th> <th>Remark</th> </tr> <tr> <th>Freq</th> <th>Level</th> <th>Line</th> <th>Margin</th> <th>Level</th> <th>Factor</th> <th>Loss</th> <th>Factor</th> </tr> <tr> <th>MHz</th> <th>dBuV/m</th> <th>dBuV/m</th> <th>dB</th> <th>dBuV</th> <th>dB/m</th> <th>dB</th> <th>dB</th> </tr> </thead> <tbody> <tr> <td>1</td> <td>5852.83</td> <td>68.45</td> <td>115.76</td> <td>-47.31</td> <td>54.12</td> <td>35.29</td> <td>11.53</td> <td>32.49</td> <td>269</td> <td>275</td> <td>PEAK</td> </tr> <tr> <td>2</td> <td>5855.08</td> <td>66.19</td> <td>110.78</td> <td>-44.59</td> <td>51.86</td> <td>35.30</td> <td>11.52</td> <td>32.49</td> <td>269</td> <td>275</td> <td>PEAK</td> </tr> <tr> <td>3</td> <td>5924.69</td> <td>50.78</td> <td>68.43</td> <td>-17.65</td> <td>36.53</td> <td>35.39</td> <td>11.40</td> <td>32.54</td> <td>269</td> <td>275</td> <td>PEAK</td> </tr> <tr> <td>4</td> <td>5943.08</td> <td>52.01</td> <td>68.30</td> <td>-16.29</td> <td>37.78</td> <td>35.42</td> <td>11.37</td> <td>32.56</td> <td>269</td> <td>275</td> <td>PEAK</td> </tr> </tbody> </table>	Limit	Read	Ant	Cable	Preamp	APos	TPos	Remark	Freq	Level	Line	Margin	Level	Factor	Loss	Factor	MHz	dBuV/m	dBuV/m	dB	dBuV	dB/m	dB	dB	1	5852.83	68.45	115.76	-47.31	54.12	35.29	11.53	32.49	269	275	PEAK	2	5855.08	66.19	110.78	-44.59	51.86	35.30	11.52	32.49	269	275	PEAK	3	5924.69	50.78	68.43	-17.65	36.53	35.39	11.40	32.54	269	275	PEAK	4	5943.08	52.01	68.30	-16.29	37.78	35.42	11.37	32.56	269	275	PEAK	<table border="1"> <thead> <tr> <th>Limit</th> <th>Read</th> <th>Ant</th> <th>Cable</th> <th>Preamp</th> <th>APos</th> <th>TPos</th> <th>Remark</th> </tr> <tr> <th>Freq</th> <th>Level</th> <th>Line</th> <th>Margin</th> <th>Level</th> <th>Factor</th> <th>Loss</th> <th>Factor</th> </tr> <tr> <th>MHz</th> <th>dBuV/m</th> <th>dBuV/m</th> <th>dB</th> <th>dBuV</th> <th>dB/m</th> <th>dB</th> <th>dB</th> </tr> </thead> <tbody> <tr> <td>1</td> <td>5825.00</td> <td>104.09</td> <td>-----</td> <td>-----</td> <td>89.72</td> <td>35.25</td> <td>11.58</td> <td>32.46</td> <td>269</td> <td>275</td> <td>PEAK</td> </tr> </tbody> </table>	Limit	Read	Ant	Cable	Preamp	APos	TPos	Remark	Freq	Level	Line	Margin	Level	Factor	Loss	Factor	MHz	dBuV/m	dBuV/m	dB	dBuV	dB/m	dB	dB	1	5825.00	104.09	-----	-----	89.72	35.25	11.58	32.46	269	275	PEAK
	Limit	Read	Ant	Cable	Preamp	APos	TPos	Remark																																																																																																						
Freq	Level	Line	Margin	Level	Factor	Loss	Factor																																																																																																							
MHz	dBuV/m	dBuV/m	dB	dBuV	dB/m	dB	dB																																																																																																							
1	5852.83	68.45	115.76	-47.31	54.12	35.29	11.53	32.49	269	275	PEAK																																																																																																			
2	5855.08	66.19	110.78	-44.59	51.86	35.30	11.52	32.49	269	275	PEAK																																																																																																			
3	5924.69	50.78	68.43	-17.65	36.53	35.39	11.40	32.54	269	275	PEAK																																																																																																			
4	5943.08	52.01	68.30	-16.29	37.78	35.42	11.37	32.56	269	275	PEAK																																																																																																			
Limit	Read	Ant	Cable	Preamp	APos	TPos	Remark																																																																																																							
Freq	Level	Line	Margin	Level	Factor	Loss	Factor																																																																																																							
MHz	dBuV/m	dBuV/m	dB	dBuV	dB/m	dB	dB																																																																																																							
1	5825.00	104.09	-----	-----	89.72	35.25	11.58	32.46	269	275	PEAK																																																																																																			
Avg	Blank	<table border="1"> <thead> <tr> <th>Limit</th> <th>Read</th> <th>Ant</th> <th>Cable</th> <th>Preamp</th> <th>APos</th> <th>TPos</th> <th>Remark</th> </tr> <tr> <th>Freq</th> <th>Level</th> <th>Line</th> <th>Margin</th> <th>Level</th> <th>Factor</th> <th>Loss</th> <th>Factor</th> </tr> <tr> <th>MHz</th> <th>dBuV/m</th> <th>dBuV/m</th> <th>dB</th> <th>dBuV</th> <th>dB/m</th> <th>dB</th> <th>dB</th> </tr> </thead> <tbody> <tr> <td>1</td> <td>5825.00</td> <td>97.55</td> <td>-----</td> <td>-----</td> <td>83.18</td> <td>35.25</td> <td>11.58</td> <td>32.46</td> <td>269</td> <td>275</td> <td>AVERAGE</td> </tr> </tbody> </table>	Limit	Read	Ant	Cable	Preamp	APos	TPos	Remark	Freq	Level	Line	Margin	Level	Factor	Loss	Factor	MHz	dBuV/m	dBuV/m	dB	dBuV	dB/m	dB	dB	1	5825.00	97.55	-----	-----	83.18	35.25	11.58	32.46	269	275	AVERAGE																																																																								
Limit	Read	Ant	Cable	Preamp	APos	TPos	Remark																																																																																																							
Freq	Level	Line	Margin	Level	Factor	Loss	Factor																																																																																																							
MHz	dBuV/m	dBuV/m	dB	dBuV	dB/m	dB	dB																																																																																																							
1	5825.00	97.55	-----	-----	83.18	35.25	11.58	32.46	269	275	AVERAGE																																																																																																			



Mode	34																																																																																																
	Harmonic																																																																																																
	U-NII-3_5.725-5.85_802.11ac VHT20_CH165_5825MHz																																																																																																
ANT	8																																																																																																
Pol.	Horizontal	Vertical																																																																																															
Peak Avg																																																																																																	
	<table border="1"> <thead> <tr> <th>Limit</th> <th>Read</th> <th>Ant</th> <th>Cable</th> <th>Preamp</th> <th>Apos</th> <th>TPos</th> <th>Remark</th> </tr> <tr> <th>Freq</th> <th>Level</th> <th>Line Margin</th> <th>Level</th> <th>Factor</th> <th>Loss Factor</th> <th></th> <th></th> </tr> <tr> <th>MHz</th> <th>dBuV/m</th> <th>dBuV/m</th> <th>dB</th> <th>dBuV</th> <th>dB/m</th> <th>dB</th> <th>dB</th> </tr> </thead> <tbody> <tr> <td>1</td> <td>11650.00</td> <td>47.08</td> <td>74.00</td> <td>-26.92</td> <td>42.84</td> <td>39.92</td> <td>14.93</td> <td>50.61</td> <td>--</td> <td>--</td> <td>Peak</td> </tr> <tr> <td>2</td> <td>17475.00</td> <td>48.88</td> <td>68.30</td> <td>-19.42</td> <td>41.11</td> <td>42.31</td> <td>17.63</td> <td>52.17</td> <td>--</td> <td>--</td> <td>Peak</td> </tr> </tbody> </table>	Limit	Read	Ant	Cable	Preamp	Apos	TPos	Remark	Freq	Level	Line Margin	Level	Factor	Loss Factor			MHz	dBuV/m	dBuV/m	dB	dBuV	dB/m	dB	dB	1	11650.00	47.08	74.00	-26.92	42.84	39.92	14.93	50.61	--	--	Peak	2	17475.00	48.88	68.30	-19.42	41.11	42.31	17.63	52.17	--	--	Peak	<table border="1"> <thead> <tr> <th>Limit</th> <th>Read</th> <th>Ant</th> <th>Cable</th> <th>Preamp</th> <th>Apos</th> <th>TPos</th> <th>Remark</th> </tr> <tr> <th>Freq</th> <th>Level</th> <th>Line Margin</th> <th>Level</th> <th>Factor</th> <th>Loss Factor</th> <th></th> <th></th> </tr> <tr> <th>MHz</th> <th>dBuV/m</th> <th>dBuV/m</th> <th>dB</th> <th>dBuV</th> <th>dB/m</th> <th>dB</th> <th>dB</th> </tr> </thead> <tbody> <tr> <td>1</td> <td>11650.00</td> <td>47.32</td> <td>74.00</td> <td>-26.68</td> <td>43.08</td> <td>39.92</td> <td>14.93</td> <td>50.61</td> <td>--</td> <td>--</td> <td>Peak</td> </tr> <tr> <td>2</td> <td>17475.00</td> <td>49.01</td> <td>68.30</td> <td>-19.29</td> <td>41.24</td> <td>42.31</td> <td>17.63</td> <td>52.17</td> <td>--</td> <td>--</td> <td>Peak</td> </tr> </tbody> </table>	Limit	Read	Ant	Cable	Preamp	Apos	TPos	Remark	Freq	Level	Line Margin	Level	Factor	Loss Factor			MHz	dBuV/m	dBuV/m	dB	dBuV	dB/m	dB	dB	1	11650.00	47.32	74.00	-26.68	43.08	39.92	14.93	50.61	--	--	Peak	2	17475.00	49.01	68.30	-19.29	41.24	42.31	17.63	52.17	--	--
Limit	Read	Ant	Cable	Preamp	Apos	TPos	Remark																																																																																										
Freq	Level	Line Margin	Level	Factor	Loss Factor																																																																																												
MHz	dBuV/m	dBuV/m	dB	dBuV	dB/m	dB	dB																																																																																										
1	11650.00	47.08	74.00	-26.92	42.84	39.92	14.93	50.61	--	--	Peak																																																																																						
2	17475.00	48.88	68.30	-19.42	41.11	42.31	17.63	52.17	--	--	Peak																																																																																						
Limit	Read	Ant	Cable	Preamp	Apos	TPos	Remark																																																																																										
Freq	Level	Line Margin	Level	Factor	Loss Factor																																																																																												
MHz	dBuV/m	dBuV/m	dB	dBuV	dB/m	dB	dB																																																																																										
1	11650.00	47.32	74.00	-26.68	43.08	39.92	14.93	50.61	--	--	Peak																																																																																						
2	17475.00	49.01	68.30	-19.29	41.24	42.31	17.63	52.17	--	--	Peak																																																																																						



Mode	35																																																																																																													
	Band Edge - L																																																																																																													
	U-NII-3_5.725-5.85_802.11ac VHT40_CH151_5755MHz																																																																																																													
ANT	8																																																																																																													
Pol.	Horizontal	Fundamental																																																																																																												
Peak	 <p>Date: 2023-12-30</p> <table border="1"> <thead> <tr> <th>Peak</th> <th>Freq</th> <th>Level</th> <th>Limit</th> <th>Margin</th> <th>Read</th> <th>Ant</th> <th>Cable</th> <th>Preamp</th> <th>APos</th> <th>TPos</th> <th>Remark</th> </tr> <tr> <th></th> <th>MHz</th> <th>dBuV/m</th> <th>dBuV/m</th> <th>(dB)</th> <th>dBuV</th> <th>dB/m</th> <th>dB</th> <th>dB</th> <th>cm</th> <th>deg</th> <th></th> </tr> </thead> <tbody> <tr> <td>1</td> <td>5649.06</td> <td>53.70</td> <td>68.30</td> <td>-14.60</td> <td>39.33</td> <td>35.01</td> <td>11.69</td> <td>32.33</td> <td>297</td> <td>53</td> <td>PEAK</td> </tr> <tr> <td>2</td> <td>5650.16</td> <td>52.66</td> <td>68.42</td> <td>-15.76</td> <td>38.29</td> <td>35.01</td> <td>11.69</td> <td>32.33</td> <td>297</td> <td>53</td> <td>PEAK</td> </tr> <tr> <td>3</td> <td>5718.50</td> <td>73.96</td> <td>110.38</td> <td>-36.42</td> <td>59.57</td> <td>35.11</td> <td>11.66</td> <td>32.38</td> <td>297</td> <td>53</td> <td>PEAK</td> </tr> <tr> <td>4</td> <td>5720.68</td> <td>76.84</td> <td>112.36</td> <td>-35.52</td> <td>62.45</td> <td>35.11</td> <td>11.66</td> <td>32.38</td> <td>297</td> <td>53</td> <td>PEAK</td> </tr> </tbody> </table>	Peak	Freq	Level	Limit	Margin	Read	Ant	Cable	Preamp	APos	TPos	Remark		MHz	dBuV/m	dBuV/m	(dB)	dBuV	dB/m	dB	dB	cm	deg		1	5649.06	53.70	68.30	-14.60	39.33	35.01	11.69	32.33	297	53	PEAK	2	5650.16	52.66	68.42	-15.76	38.29	35.01	11.69	32.33	297	53	PEAK	3	5718.50	73.96	110.38	-36.42	59.57	35.11	11.66	32.38	297	53	PEAK	4	5720.68	76.84	112.36	-35.52	62.45	35.11	11.66	32.38	297	53	PEAK	 <p>Date: 2023-12-30</p> <table border="1"> <thead> <tr> <th>Peak</th> <th>Freq</th> <th>Level</th> <th>Limit</th> <th>Margin</th> <th>Read</th> <th>Ant</th> <th>Cable</th> <th>Preamp</th> <th>APos</th> <th>TPos</th> <th>Remark</th> </tr> <tr> <th></th> <th>MHz</th> <th>dBuV/m</th> <th>dBuV/m</th> <th>(dB)</th> <th>dBuV</th> <th>dB/m</th> <th>dB</th> <th>dB</th> <th>cm</th> <th>deg</th> <th></th> </tr> </thead> <tbody> <tr> <td>1</td> <td>5755.00</td> <td>101.15</td> <td>-----</td> <td>-----</td> <td>86.76</td> <td>35.15</td> <td>11.64</td> <td>32.40</td> <td>297</td> <td>53</td> <td>PEAK</td> </tr> </tbody> </table>	Peak	Freq	Level	Limit	Margin	Read	Ant	Cable	Preamp	APos	TPos	Remark		MHz	dBuV/m	dBuV/m	(dB)	dBuV	dB/m	dB	dB	cm	deg		1	5755.00	101.15	-----	-----	86.76	35.15	11.64	32.40	297	53	PEAK
Peak	Freq	Level	Limit	Margin	Read	Ant	Cable	Preamp	APos	TPos	Remark																																																																																																			
	MHz	dBuV/m	dBuV/m	(dB)	dBuV	dB/m	dB	dB	cm	deg																																																																																																				
1	5649.06	53.70	68.30	-14.60	39.33	35.01	11.69	32.33	297	53	PEAK																																																																																																			
2	5650.16	52.66	68.42	-15.76	38.29	35.01	11.69	32.33	297	53	PEAK																																																																																																			
3	5718.50	73.96	110.38	-36.42	59.57	35.11	11.66	32.38	297	53	PEAK																																																																																																			
4	5720.68	76.84	112.36	-35.52	62.45	35.11	11.66	32.38	297	53	PEAK																																																																																																			
Peak	Freq	Level	Limit	Margin	Read	Ant	Cable	Preamp	APos	TPos	Remark																																																																																																			
	MHz	dBuV/m	dBuV/m	(dB)	dBuV	dB/m	dB	dB	cm	deg																																																																																																				
1	5755.00	101.15	-----	-----	86.76	35.15	11.64	32.40	297	53	PEAK																																																																																																			
Avg	Blank	 <p>Date: 2023-12-30</p> <table border="1"> <thead> <tr> <th>Peak</th> <th>Freq</th> <th>Level</th> <th>Limit</th> <th>Margin</th> <th>Read</th> <th>Ant</th> <th>Cable</th> <th>Preamp</th> <th>APos</th> <th>TPos</th> <th>Remark</th> </tr> <tr> <th></th> <th>MHz</th> <th>dBuV/m</th> <th>dBuV/m</th> <th>(dB)</th> <th>dBuV</th> <th>dB/m</th> <th>dB</th> <th>dB</th> <th>cm</th> <th>deg</th> <th></th> </tr> </thead> <tbody> <tr> <td>1</td> <td>5755.00</td> <td>94.97</td> <td>-----</td> <td>-----</td> <td>80.58</td> <td>35.16</td> <td>11.64</td> <td>32.41</td> <td>297</td> <td>53</td> <td>AVERAGE</td> </tr> </tbody> </table>	Peak	Freq	Level	Limit	Margin	Read	Ant	Cable	Preamp	APos	TPos	Remark		MHz	dBuV/m	dBuV/m	(dB)	dBuV	dB/m	dB	dB	cm	deg		1	5755.00	94.97	-----	-----	80.58	35.16	11.64	32.41	297	53	AVERAGE																																																																								
Peak	Freq	Level	Limit	Margin	Read	Ant	Cable	Preamp	APos	TPos	Remark																																																																																																			
	MHz	dBuV/m	dBuV/m	(dB)	dBuV	dB/m	dB	dB	cm	deg																																																																																																				
1	5755.00	94.97	-----	-----	80.58	35.16	11.64	32.41	297	53	AVERAGE																																																																																																			



Mode	35																																																																			
	Band Edge - R																																																																			
	U-NII-3_5.725-5.85_802.11ac VHT40_CH151_5755MHz																																																																			
ANT	8																																																																			
Pol.	Horizontal	Fundamental																																																																		
Peak	<p>Date: 2023-12-30</p> <table border="1"> <thead> <tr> <th>Freq</th> <th>Level</th> <th>Limit</th> <th>Margin</th> <th>Read</th> <th>Ant</th> <th>Cable</th> <th>Preamp</th> <th>APos</th> <th>TPos</th> <th>Remark</th> </tr> <tr> <th>MHz</th> <th>dBuV/m</th> <th>dBuV/m</th> <th>(dB)</th> <th>dBuV</th> <th>dB/m</th> <th>dB</th> <th>dB</th> <th>cm</th> <th>deg</th> <th></th> </tr> </thead> <tbody> <tr> <td>1 5854.72</td> <td>51.18</td> <td>111.43</td> <td>-60.25</td> <td>36.85</td> <td>35.30</td> <td>11.52</td> <td>32.49</td> <td>297</td> <td>53</td> <td>PEAK</td> </tr> <tr> <td>2 5874.46</td> <td>52.11</td> <td>105.35</td> <td>-53.24</td> <td>37.80</td> <td>35.32</td> <td>11.49</td> <td>32.50</td> <td>297</td> <td>53</td> <td>PEAK</td> </tr> <tr> <td>3 5924.98</td> <td>50.90</td> <td>68.21</td> <td>-17.31</td> <td>36.65</td> <td>35.39</td> <td>11.40</td> <td>32.54</td> <td>297</td> <td>53</td> <td>PEAK</td> </tr> <tr> <td>4 5931.40</td> <td>52.03</td> <td>68.30</td> <td>-16.27</td> <td>37.79</td> <td>35.40</td> <td>11.39</td> <td>32.55</td> <td>297</td> <td>53</td> <td>PEAK</td> </tr> </tbody> </table>	Freq	Level	Limit	Margin	Read	Ant	Cable	Preamp	APos	TPos	Remark	MHz	dBuV/m	dBuV/m	(dB)	dBuV	dB/m	dB	dB	cm	deg		1 5854.72	51.18	111.43	-60.25	36.85	35.30	11.52	32.49	297	53	PEAK	2 5874.46	52.11	105.35	-53.24	37.80	35.32	11.49	32.50	297	53	PEAK	3 5924.98	50.90	68.21	-17.31	36.65	35.39	11.40	32.54	297	53	PEAK	4 5931.40	52.03	68.30	-16.27	37.79	35.40	11.39	32.55	297	53	PEAK	Blank
Freq	Level	Limit	Margin	Read	Ant	Cable	Preamp	APos	TPos	Remark																																																										
MHz	dBuV/m	dBuV/m	(dB)	dBuV	dB/m	dB	dB	cm	deg																																																											
1 5854.72	51.18	111.43	-60.25	36.85	35.30	11.52	32.49	297	53	PEAK																																																										
2 5874.46	52.11	105.35	-53.24	37.80	35.32	11.49	32.50	297	53	PEAK																																																										
3 5924.98	50.90	68.21	-17.31	36.65	35.39	11.40	32.54	297	53	PEAK																																																										
4 5931.40	52.03	68.30	-16.27	37.79	35.40	11.39	32.55	297	53	PEAK																																																										



Mode	35																																																																																																													
	Band Edge - L																																																																																																													
	U-NII-3_5.725-5.85_802.11ac VHT40_CH151_5755MHz																																																																																																													
ANT	8																																																																																																													
Pol.	Vertical	Fundamental																																																																																																												
Peak	<table border="1"> <thead> <tr> <th>Peak</th> <th>Freq</th> <th>Level</th> <th>Limit</th> <th>Margin</th> <th>Read</th> <th>Ant</th> <th>Cable</th> <th>Preamp</th> <th>Apos</th> <th>TPos</th> <th>Remark</th> </tr> <tr> <th></th> <th>MHz</th> <th>dBuV/m</th> <th>dBuV/m</th> <th>(dB)</th> <th>dBuV</th> <th>dB/m</th> <th>dB</th> <th>dB</th> <th>cm</th> <th>deg</th> <th></th> </tr> </thead> <tbody> <tr> <td>1</td> <td>5639.45</td> <td>54.33</td> <td>68.30</td> <td>-13.97</td> <td>39.96</td> <td>35.00</td> <td>11.69</td> <td>32.32</td> <td>279</td> <td>262</td> <td>PEAK</td> </tr> <tr> <td>2</td> <td>5650.16</td> <td>53.43</td> <td>68.42</td> <td>-14.99</td> <td>39.06</td> <td>35.01</td> <td>11.69</td> <td>32.32</td> <td>279</td> <td>262</td> <td>PEAK</td> </tr> <tr> <td>3</td> <td>5717.41</td> <td>73.86</td> <td>110.08</td> <td>-36.22</td> <td>59.48</td> <td>35.10</td> <td>11.66</td> <td>32.38</td> <td>279</td> <td>262</td> <td>PEAK</td> </tr> <tr> <td>4</td> <td>5720.53</td> <td>73.68</td> <td>112.00</td> <td>-38.32</td> <td>59.29</td> <td>35.11</td> <td>11.66</td> <td>32.38</td> <td>279</td> <td>262</td> <td>PEAK</td> </tr> </tbody> </table>	Peak	Freq	Level	Limit	Margin	Read	Ant	Cable	Preamp	Apos	TPos	Remark		MHz	dBuV/m	dBuV/m	(dB)	dBuV	dB/m	dB	dB	cm	deg		1	5639.45	54.33	68.30	-13.97	39.96	35.00	11.69	32.32	279	262	PEAK	2	5650.16	53.43	68.42	-14.99	39.06	35.01	11.69	32.32	279	262	PEAK	3	5717.41	73.86	110.08	-36.22	59.48	35.10	11.66	32.38	279	262	PEAK	4	5720.53	73.68	112.00	-38.32	59.29	35.11	11.66	32.38	279	262	PEAK	<table border="1"> <thead> <tr> <th>Peak</th> <th>Freq</th> <th>Level</th> <th>Limit</th> <th>Margin</th> <th>Read</th> <th>Ant</th> <th>Cable</th> <th>Preamp</th> <th>Apos</th> <th>TPos</th> <th>Remark</th> </tr> <tr> <th></th> <th>MHz</th> <th>dBuV/m</th> <th>dBuV/m</th> <th>(dB)</th> <th>dBuV</th> <th>dB/m</th> <th>dB</th> <th>dB</th> <th>cm</th> <th>deg</th> <th></th> </tr> </thead> <tbody> <tr> <td>1</td> <td>5755.00</td> <td>103.59</td> <td>103.59</td> <td>0.00</td> <td>89.20</td> <td>35.15</td> <td>11.64</td> <td>32.40</td> <td>279</td> <td>262</td> <td>PEAK</td> </tr> </tbody> </table>	Peak	Freq	Level	Limit	Margin	Read	Ant	Cable	Preamp	Apos	TPos	Remark		MHz	dBuV/m	dBuV/m	(dB)	dBuV	dB/m	dB	dB	cm	deg		1	5755.00	103.59	103.59	0.00	89.20	35.15	11.64	32.40	279	262	PEAK
	Peak	Freq	Level	Limit	Margin	Read	Ant	Cable	Preamp	Apos	TPos	Remark																																																																																																		
	MHz	dBuV/m	dBuV/m	(dB)	dBuV	dB/m	dB	dB	cm	deg																																																																																																				
1	5639.45	54.33	68.30	-13.97	39.96	35.00	11.69	32.32	279	262	PEAK																																																																																																			
2	5650.16	53.43	68.42	-14.99	39.06	35.01	11.69	32.32	279	262	PEAK																																																																																																			
3	5717.41	73.86	110.08	-36.22	59.48	35.10	11.66	32.38	279	262	PEAK																																																																																																			
4	5720.53	73.68	112.00	-38.32	59.29	35.11	11.66	32.38	279	262	PEAK																																																																																																			
Peak	Freq	Level	Limit	Margin	Read	Ant	Cable	Preamp	Apos	TPos	Remark																																																																																																			
	MHz	dBuV/m	dBuV/m	(dB)	dBuV	dB/m	dB	dB	cm	deg																																																																																																				
1	5755.00	103.59	103.59	0.00	89.20	35.15	11.64	32.40	279	262	PEAK																																																																																																			
Avg	Blank	<table border="1"> <thead> <tr> <th>Peak</th> <th>Freq</th> <th>Level</th> <th>Limit</th> <th>Margin</th> <th>Read</th> <th>Ant</th> <th>Cable</th> <th>Preamp</th> <th>Apos</th> <th>TPos</th> <th>Remark</th> </tr> <tr> <th></th> <th>MHz</th> <th>dBuV/m</th> <th>dBuV/m</th> <th>(dB)</th> <th>dBuV</th> <th>dB/m</th> <th>dB</th> <th>dB</th> <th>cm</th> <th>deg</th> <th></th> </tr> </thead> <tbody> <tr> <td>1</td> <td>5755.00</td> <td>96.08</td> <td>96.08</td> <td>0.00</td> <td>81.69</td> <td>35.16</td> <td>11.64</td> <td>32.41</td> <td>279</td> <td>262</td> <td>AVERAGE</td> </tr> </tbody> </table>	Peak	Freq	Level	Limit	Margin	Read	Ant	Cable	Preamp	Apos	TPos	Remark		MHz	dBuV/m	dBuV/m	(dB)	dBuV	dB/m	dB	dB	cm	deg		1	5755.00	96.08	96.08	0.00	81.69	35.16	11.64	32.41	279	262	AVERAGE																																																																								
Peak	Freq	Level	Limit	Margin	Read	Ant	Cable	Preamp	Apos	TPos	Remark																																																																																																			
	MHz	dBuV/m	dBuV/m	(dB)	dBuV	dB/m	dB	dB	cm	deg																																																																																																				
1	5755.00	96.08	96.08	0.00	81.69	35.16	11.64	32.41	279	262	AVERAGE																																																																																																			



Mode	35																																																																			
	Band Edge - R																																																																			
	U-NII-3_5.725-5.85_802.11ac VHT40_CH151_5755MHz																																																																			
ANT	8																																																																			
Pol.	Vertical	Fundamental																																																																		
Peak	<p>Date: 2023-12-30</p> <table border="1"> <thead> <tr> <th>Limit</th> <th>Margin</th> <th>Read</th> <th>Ant</th> <th>Cable</th> <th>Preamp</th> <th>APos</th> <th>TPos</th> <th>Remark</th> </tr> <tr> <th>Freq</th> <th>Level</th> <th>Line</th> <th>Level</th> <th>Factor</th> <th>Loss</th> <th>Factor</th> <th>cm</th> <th>deg</th> </tr> </thead> <tbody> <tr> <td>1</td> <td>5854.57</td> <td>52.10</td> <td>111.79</td> <td>-59.69</td> <td>37.77</td> <td>35.30</td> <td>11.52</td> <td>32.49</td> <td>279</td> <td>262</td> <td>PEAK</td> </tr> <tr> <td>2</td> <td>5873.07</td> <td>51.75</td> <td>105.74</td> <td>-53.99</td> <td>37.44</td> <td>35.32</td> <td>11.49</td> <td>32.50</td> <td>279</td> <td>262</td> <td>PEAK</td> </tr> <tr> <td>3</td> <td>5924.36</td> <td>51.61</td> <td>68.67</td> <td>-17.06</td> <td>37.36</td> <td>35.39</td> <td>11.40</td> <td>32.54</td> <td>279</td> <td>262</td> <td>PEAK</td> </tr> <tr> <td>4</td> <td>5931.79</td> <td>52.77</td> <td>68.30</td> <td>-15.53</td> <td>38.53</td> <td>35.40</td> <td>11.39</td> <td>32.55</td> <td>279</td> <td>262</td> <td>PEAK</td> </tr> </tbody> </table>	Limit	Margin	Read	Ant	Cable	Preamp	APos	TPos	Remark	Freq	Level	Line	Level	Factor	Loss	Factor	cm	deg	1	5854.57	52.10	111.79	-59.69	37.77	35.30	11.52	32.49	279	262	PEAK	2	5873.07	51.75	105.74	-53.99	37.44	35.32	11.49	32.50	279	262	PEAK	3	5924.36	51.61	68.67	-17.06	37.36	35.39	11.40	32.54	279	262	PEAK	4	5931.79	52.77	68.30	-15.53	38.53	35.40	11.39	32.55	279	262	PEAK	Blank
Limit	Margin	Read	Ant	Cable	Preamp	APos	TPos	Remark																																																												
Freq	Level	Line	Level	Factor	Loss	Factor	cm	deg																																																												
1	5854.57	52.10	111.79	-59.69	37.77	35.30	11.52	32.49	279	262	PEAK																																																									
2	5873.07	51.75	105.74	-53.99	37.44	35.32	11.49	32.50	279	262	PEAK																																																									
3	5924.36	51.61	68.67	-17.06	37.36	35.39	11.40	32.54	279	262	PEAK																																																									
4	5931.79	52.77	68.30	-15.53	38.53	35.40	11.39	32.55	279	262	PEAK																																																									