

System Check_750MHz

DUT: D750V3-SN:1099

Communication System: UID 0, CW (0); Frequency: 750 MHz; Duty Cycle: 1:1

Medium: HSL_750_240113 Medium parameters used: $f = 750 \text{ MHz}$; $\sigma = 0.903 \text{ S/m}$; $\epsilon_r = 41.798$; $\rho = 1000 \text{ kg/m}^3$

Ambient Temperature : 23.3 °C; Liquid Temperature : 22.2 °C

DASY5 Configuration:

- Probe: EX3DV4 - SN3819; ConvF(9.71, 9.71, 9.71) ; Calibrated: 2023/6/6
- Sensor-Surface: 1.4mm (Mechanical Surface Detection)
- Electronics: DAE4 Sn1303; Calibrated: 2023/11/20
- Phantom: Twin-SAM1(P1aP2a20); Type: QD 000 P40 CD; Serial: TP:1670
- Measurement SW: DASY52, Version 52.10 (3); SEMCAD X Version 14.6.13 (7474)

Pin=250mW/Area Scan (61x61x1): Interpolated grid: $dx=1.500 \text{ mm}$, $dy=1.500 \text{ mm}$
Maximum value of SAR (interpolated) = 2.89 W/kg

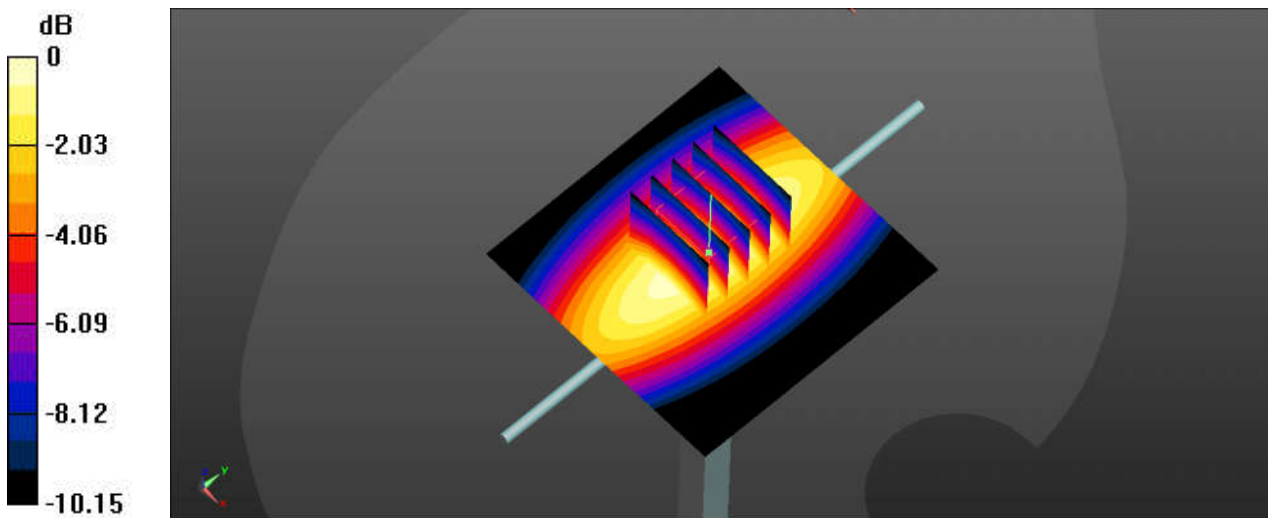
Pin=250mW/Zoom Scan (5x5x7)/Cube 0: Measurement grid: $dx=8\text{mm}$, $dy=8\text{mm}$, $dz=5\text{mm}$

Reference Value = 59.08 V/m; Power Drift = -0.10 dB

Peak SAR (extrapolated) = 3.24 W/kg

SAR(1 g) = 2.21 W/kg; SAR(10 g) = 1.47 W/kg

Maximum value of SAR (measured) = 2.91 W/kg



System Check_835MHz

DUT: D835V2-SN:4d162

Communication System: UID 0, CW (0); Frequency: 835 MHz; Duty Cycle: 1:1

Medium: HSL_835_240113 Medium parameters used: $f = 835 \text{ MHz}$; $\sigma = 0.94 \text{ S/m}$; $\epsilon_r = 42.874$; $\rho = 1000 \text{ kg/m}^3$

Ambient Temperature : 23.2 °C; Liquid Temperature : 22.4 °C

DASY5 Configuration:

- Probe: EX3DV4 - SN3819; ConvF(9.49, 9.49, 9.49) ; Calibrated: 2023/6/6
- Sensor-Surface: 1.4mm (Mechanical Surface Detection)
- Electronics: DAE4 Sn1303; Calibrated: 2023/11/20
- Phantom: Twin-SAM1(P1aP2a20); Type: QD 000 P40 CD; Serial: TP:1670
- Measurement SW: DASY52, Version 52.10 (3); SEMCAD X Version 14.6.13 (7474)

Pin=250mW/Area Scan (61x61x1): Interpolated grid: $dx=1.500 \text{ mm}$, $dy=1.500 \text{ mm}$
Maximum value of SAR (interpolated) = 3.38 W/kg

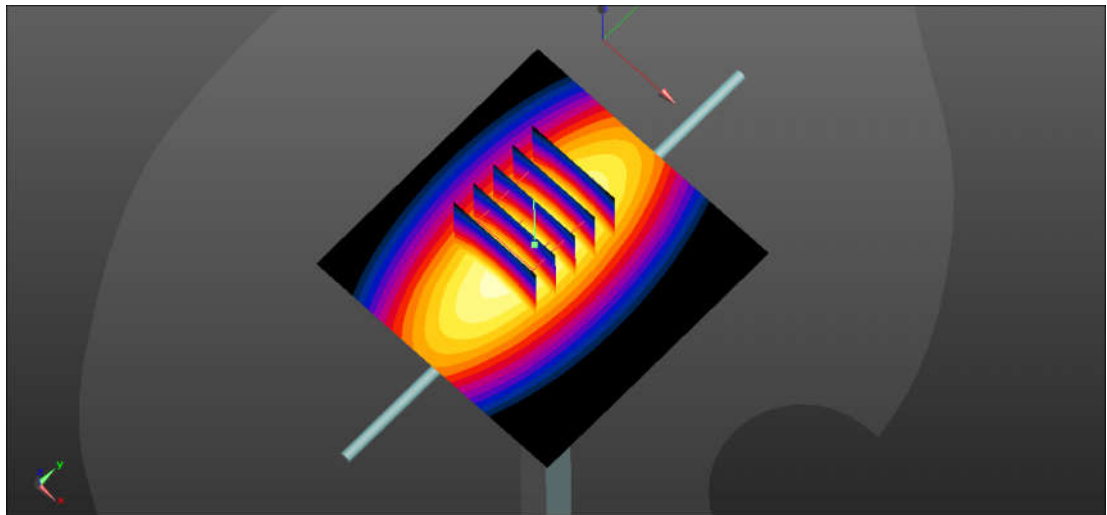
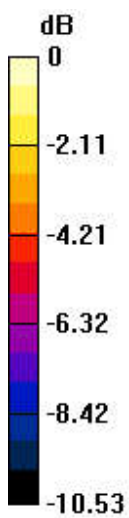
Pin=250mW/Zoom Scan (5x5x7)/Cube 0: Measurement grid: $dx=8\text{mm}$, $dy=8\text{mm}$, $dz=5\text{mm}$

Reference Value = 60.59 V/m; Power Drift = -0.01 dB

Peak SAR (extrapolated) = 3.81 W/kg

SAR(1 g) = 2.58 W/kg; SAR(10 g) = 1.7 W/kg

Maximum value of SAR (measured) = 3.42 W/kg



0 dB = 3.42 W/kg

System Check_1750MHz

DUT: D1750V2-SN:1090

Communication System: UID 0, CW; Frequency: 1750 MHz; Duty Cycle: 1:1

Medium: HSL_1750_240110 Medium parameters used: $f = 1750$ MHz; $\sigma = 1.365$ S/m; $\epsilon_r = 41.256$;
 $\rho = 1000$ kg/m³

Ambient Temperature : 23.2 °C; Liquid Temperature : 22.1 °C

DASY5 Configuration:

- Probe: EX3DV4 - SN3819; ConvF(8.58, 8.58, 8.58) ; Calibrated: 2023/6/6
- Sensor-Surface: 1.4mm (Mechanical Surface Detection)
- Electronics: DAE4 Sn1303; Calibrated: 2023/11/20
- Phantom: Twin-SAM1(P1aP2a20); Type: QD 000 P40 CD; Serial: TP:1670
- Measurement SW: DASY52, Version 52.10 (3); SEMCAD X Version 14.6.13 (7474)

Pin=250mW/Area Scan (61x71x1): Interpolated grid: dx=1.500 mm, dy=1.500 mm
Maximum value of SAR (interpolated) = 14.2 W/kg

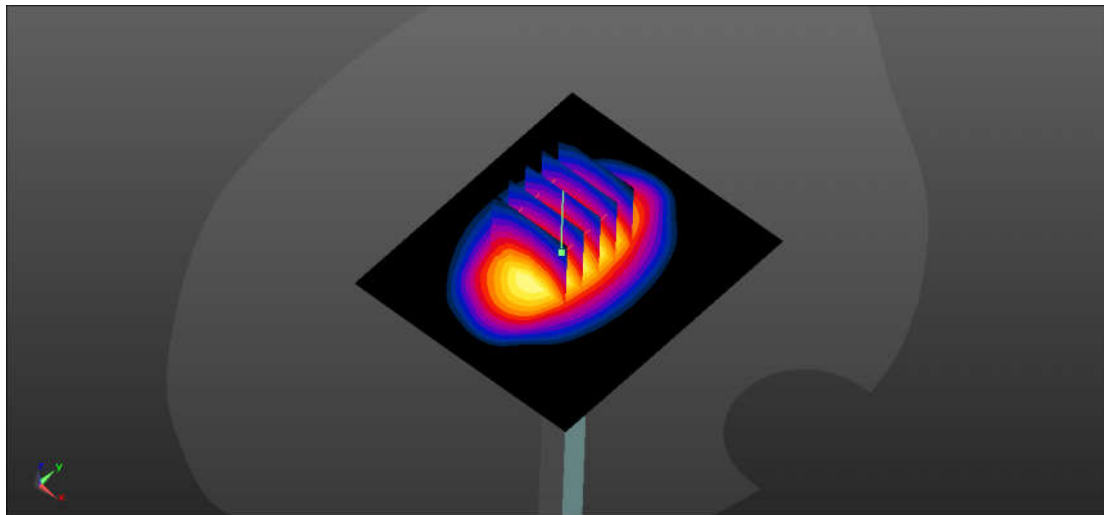
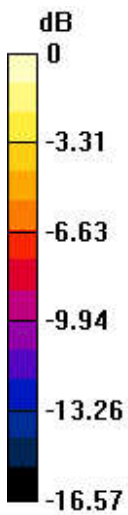
Pin=250mW/Zoom Scan (5x5x7)/Cube 0: Measurement grid: dx=8mm, dy=8mm, dz=5mm

Reference Value = 100.5 V/m; Power Drift = -0.10 dB

Peak SAR (extrapolated) = 15.6 W/kg

SAR(1 g) = 8.94 W/kg; SAR(10 g) = 4.86 W/kg

Maximum value of SAR (measured) = 13.3 W/kg



0 dB = 13.3 W/kg

System Check_1900MHz

DUT: D1900V2-SN:5d182

Communication System: UID 0, CW; Frequency: 1900 MHz; Duty Cycle: 1:1

Medium: HSL_1900_240112 Medium parameters used: $f = 1900$ MHz; $\sigma = 1.426$ S/m; $\epsilon_r = 39.524$;
 $\rho = 1000$ kg/m³

Ambient Temperature : 23.4 °C; Liquid Temperature : 22.3 °C

DASY5 Configuration:

- Probe: EX3DV4 - SN3819; ConvF(8.29, 8.29, 8.29) ; Calibrated: 2023/6/6
- Sensor-Surface: 1.4mm (Mechanical Surface Detection)
- Electronics: DAE4 Sn1303; Calibrated: 2023/11/20
- Phantom: Twin-SAM1(P1aP2a20); Type: QD 000 P40 CD; Serial: TP:1670
- Measurement SW: DASY52, Version 52.10 (3); SEMCAD X Version 14.6.13 (7474)

Pin=250mW/Area Scan (61x61x1): Interpolated grid: dx=1.500 mm, dy=1.500 mm
Maximum value of SAR (interpolated) = 15.5 W/kg


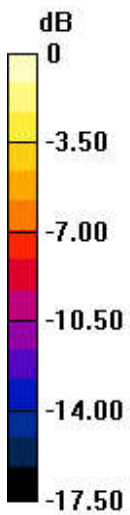
Pin=250mW/Zoom Scan (5x5x7)/Cube 0: Measurement grid: dx=8mm, dy=8mm, dz=5mm

Reference Value = 105.3 V/m; Power Drift = 0.02 dB

Peak SAR (extrapolated) = 18.4 W/kg

SAR(1 g) = 10.2 W/kg; SAR(10 g) = 5.34 W/kg

Maximum value of SAR (measured) = 15.7 W/kg



0 dB = 15.7 W/kg

System Check_2450MHz

DUT: D2450V2-SN:1040

Communication System: UID 0, CW; Frequency: 2450 MHz; Duty Cycle: 1:1

Medium: HSL_2450_240114 Medium parameters used: $f = 2450$ MHz; $\sigma = 1.812$ S/m; $\epsilon_r = 38.742$;
 $\rho = 1000$ kg/m³

Ambient Temperature : 23.1 °C; Liquid Temperature : 22.5 °C

DASY5 Configuration:

- Probe: EX3DV4 - SN3819; ConvF(7.64, 7.64, 7.64) ; Calibrated: 2023/6/6
- Sensor-Surface: 1.4mm (Mechanical Surface Detection)
- Electronics: DAE4 Sn1303; Calibrated: 2023/11/20
- Phantom: Twin-SAM1(P1aP2a20); Type: QD 000 P40 CD; Serial: TP:1670
- Measurement SW: DASY52, Version 52.10 (3); SEMCAD X Version 14.6.13 (7474)

Pin=250mW/Area Scan (81x81x1): Interpolated grid: dx=1.200 mm, dy=1.200 mm
Maximum value of SAR (interpolated) = 22.1 W/kg

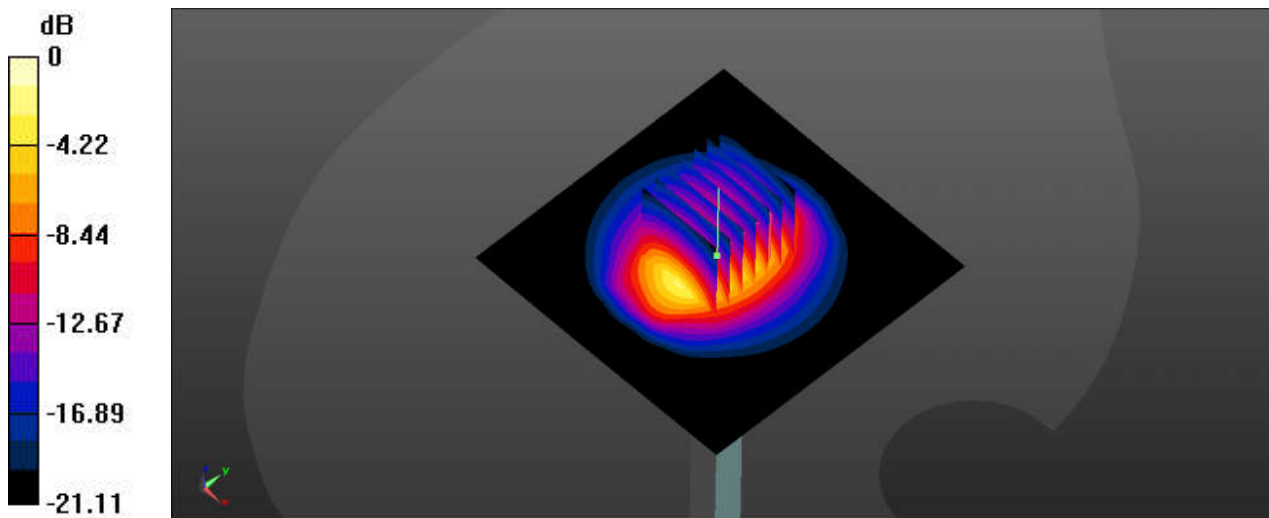
Pin=250mW/Zoom Scan (7x7x7)/Cube 0: Measurement grid: dx=5mm, dy=5mm, dz=5mm

Reference Value = 113.1 V/m; Power Drift = 0.04 dB

Peak SAR (extrapolated) = 26.9 W/kg

SAR(1 g) = 13.7 W/kg; SAR(10 g) = 6.46 W/kg

Maximum value of SAR (measured) = 22.4 W/kg



0 dB = 22.4 W/kg

System Check_2600MHz

DUT: D2600V2-SN:1070

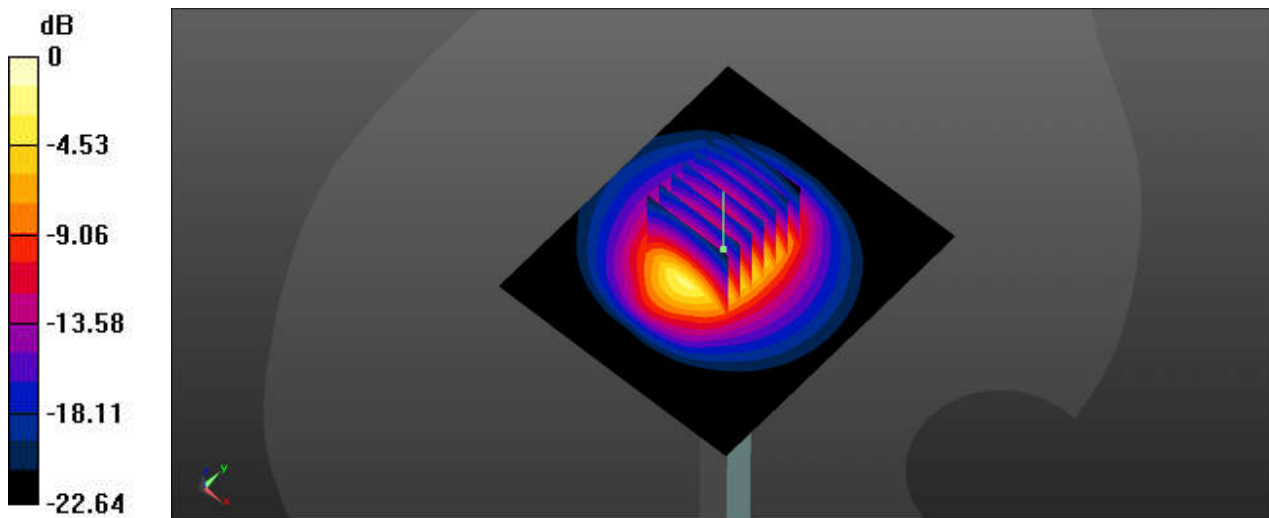
Communication System: UID 0, CW (0); Frequency: 2600 MHz; Duty Cycle: 1:1
Medium: HSL_2600_240114 Medium parameters used: $f = 2600$ MHz; $\sigma = 1.894$ S/m; $\epsilon_r = 38.752$;
 $\rho = 1000$ kg/m³
Ambient Temperature : 23.2 °C; Liquid Temperature : 22.2 °C

DASY5 Configuration:

- Probe: EX3DV4 - SN3819; ConvF(7.55, 7.55, 7.55) ; Calibrated: 2023/6/6
- Sensor-Surface: 1.4mm (Mechanical Surface Detection)
- Electronics: DAE4 Sn1303; Calibrated: 2023/11/20
- Phantom: Twin-SAM1(P1aP2a20); Type: QD 000 P40 CD; Serial: TP:1670
- Measurement SW: DASY52, Version 52.10 (3); SEMCAD X Version 14.6.13 (7474)

Pin=250mW/Area Scan (71x81x1): Interpolated grid: dx=1.200 mm, dy=1.200 mm
Maximum value of SAR (interpolated) = 22.9 W/kg

Pin=250mW/Zoom Scan (7x7x7)/Cube 0: Measurement grid: dx=5mm, dy=5mm, dz=5mm
Reference Value = 108.4 V/m; Power Drift = 0.02 dB
Peak SAR (extrapolated) = 27.5 W/kg
SAR(1 g) = 13.6 W/kg; SAR(10 g) = 6.21 W/kg
Maximum value of SAR (measured) = 22.5 W/kg



0 dB = 22.9 W/kg

System Check_5250MHz

DUT: D5GHzV2-SN:1341

Communication System: UID 0, CW; Frequency: 5250 MHz; Duty Cycle: 1:1

Medium: HSL_5250_240115 Medium parameters used: $f = 5250$ MHz; $\sigma = 4.521$ S/m; $\epsilon_r = 34.916$;

$\rho = 1000$ kg/m³

Ambient Temperature : 23.1 °C; Liquid Temperature : 22.2 °C

DASY5 Configuration:

- Probe: EX3DV4 - SN3819; ConvF(5.07, 5.07, 5.07) ; Calibrated: 2023/6/6
- Sensor-Surface: 1.4mm (Mechanical Surface Detection)
- Electronics: DAE4 Sn1303; Calibrated: 2023/11/20
- Phantom: Twin-SAM1(P1aP2a20); Type: QD 000 P40 CD; Serial: TP:1670
- Measurement SW: DASY52, Version 52.10 (3); SEMCAD X Version 14.6.13 (7474)

Pin=100mW/Area Scan (71x71x1): Interpolated grid: dx=1.000 mm, dy=1.000 mm
Maximum value of SAR (interpolated) = 20.0 W/kg

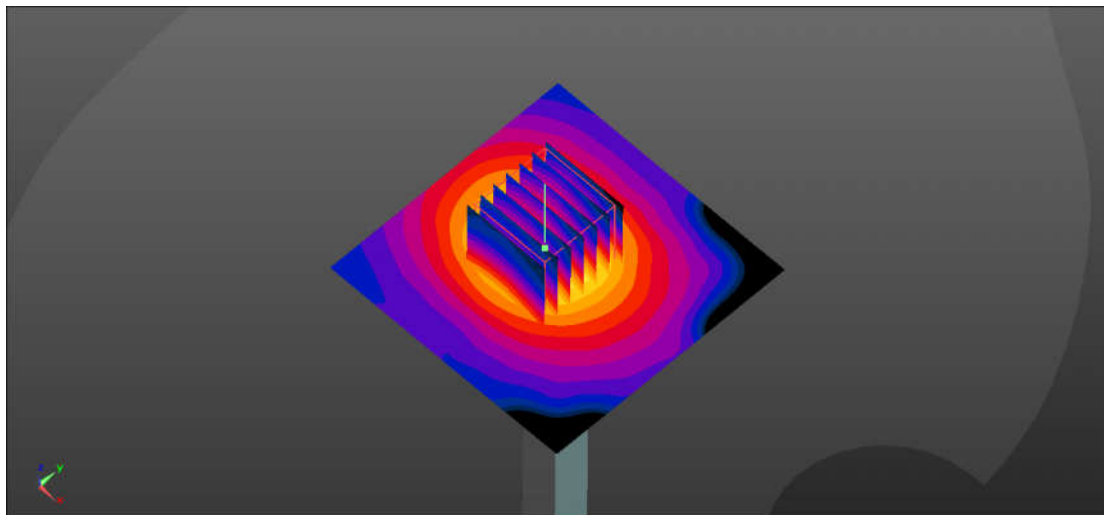
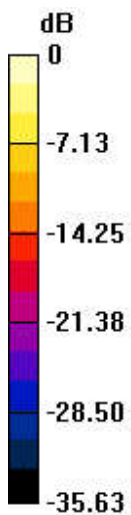
Pin=100mW/Zoom Scan (7x7x7)/Cube 0: Measurement grid: dx=4mm, dy=4mm,
dz=1.4mm

Reference Value = 56.35 V/m; Power Drift = 0.14 dB

Peak SAR (extrapolated) = 32.4 W/kg

SAR(1 g) = 8.45 W/kg; SAR(10 g) = 2.31 W/kg

Maximum value of SAR (measured) = 20.6 W/kg



0 dB = 20.0 W/kg

System Check_5600MHz

DUT: D5GHzV2-SN:1341

Communication System: UID 0, CW; Frequency: 5600 MHz; Duty Cycle: 1:1

Medium: HSL_5600_240118 Medium parameters used: $f = 5600$ MHz; $\sigma = 4.892$ S/m; $\epsilon_r = 34.894$;
 $\rho = 1000$ kg/m³

Ambient Temperature : 23.5 °C; Liquid Temperature : 22.6 °C

DASY5 Configuration:

- Probe: EX3DV4 - SN3819; ConvF(4.54, 4.54, 4.54) ; Calibrated: 2023/6/6
- Sensor-Surface: 1.4mm (Mechanical Surface Detection)
- Electronics: DAE4 Sn1303; Calibrated: 2023/11/20
- Phantom: Twin-SAM1(P1aP2a20); Type: QD 000 P40 CD; Serial: TP:1670
- Measurement SW: DASY52, Version 52.10 (3); SEMCAD X Version 14.6.13 (7474)

Pin=100mW/Area Scan (71x71x1): Interpolated grid: dx=1.000 mm, dy=1.000 mm
Maximum value of SAR (interpolated) = 21.3 W/kg


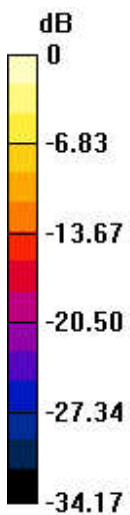
Pin=100mW/Zoom Scan (7x7x7)/Cube 0: Measurement grid: dx=4mm, dy=4mm,
dz=1.4mm

Reference Value = 57.45 V/m; Power Drift = 0.12 dB

Peak SAR (extrapolated) = 35.6 W/kg

SAR(1 g) = 8.55 W/kg; SAR(10 g) = 2.35 W/kg

Maximum value of SAR (measured) = 21.3 W/kg



0 dB = 21.3 W/kg

System Check_5750MHz

DUT: D5GHzV2-SN:1341

Communication System: UID 0, CW; Frequency: 5750 MHz; Duty Cycle: 1:1

Medium: HSL_5750_240116 Medium parameters used: $f = 5750$ MHz; $\sigma = 5.089$ S/m; $\epsilon_r = 34.954$;
 $\rho = 1000$ kg/m³

Ambient Temperature : 23.4 °C; Liquid Temperature : 22.4 °C

DASY5 Configuration:

- Probe: EX3DV4 - SN3819; ConvF(4.65, 4.65, 4.65) ; Calibrated: 2023/6/6
- Sensor-Surface: 1.4mm (Mechanical Surface Detection)
- Electronics: DAE4 Sn1303; Calibrated: 2023/11/20
- Phantom: Twin-SAM1(P1aP2a20); Type: QD 000 P40 CD; Serial: TP:1670
- Measurement SW: DASY52, Version 52.10 (3); SEMCAD X Version 14.6.13 (7474)

Pin=100mW/Area Scan (71x71x1): Interpolated grid: dx=1.000 mm, dy=1.000 mm
Maximum value of SAR (interpolated) = 21.9 W/kg


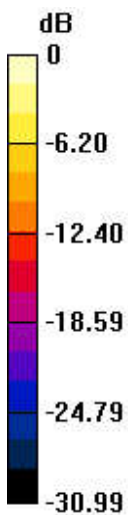
Pin=100mW/Zoom Scan (7x7x7)/Cube 0: Measurement grid: dx=4mm, dy=4mm,
dz=1.4mm

Reference Value = 55.15 V/m; Power Drift = 0.15 dB

Peak SAR (extrapolated) = 36.7 W/kg

SAR(1 g) = 8.56 W/kg; SAR(10 g) = 2.34 W/kg

Maximum value of SAR (measured) = 21.6 W/kg



0 dB = 21.6 W/kg

System Check_13MHz

DUT: CLA-13-SN:1020

Communication System: UID 0, CW (0); Frequency: 13 MHz; Duty Cycle: 1:1

Medium: HSL_13_240119 Medium parameters used: $f = 13 \text{ MHz}$; $\sigma = 0.744 \text{ S/m}$; $\epsilon_r = 56.214$; $\rho = 1000 \text{ kg/m}^3$


Ambient Temperature : 23.5 °C; Liquid Temperature : 22.2 °C

DASY5 Configuration:

- Probe: EX3DV4 - SN3819; ConvF(15.28, 15.28, 15.28); Calibrated: 2023/6/6
- Sensor-Surface: 1.4mm (Mechanical Surface Detection)
- Electronics: DAE4 Sn1303; Calibrated: 2023/11/20
- Phantom: ELI V5.0; Type: QD OVA 002 AA; Serial: TP:1233
- Measurement SW: DASY52, Version 52.10 (3); SEMCAD X Version 14.6.13 (7474)

Pin=250mW/Area Scan (141x141x1): Interpolated grid: $dx=1.500 \text{ mm}$, $dy=1.500 \text{ mm}$
Maximum value of SAR (interpolated) = 0.198 W/kg

Pin=250mW/Zoom Scan (5x5x7)/Cube 0: Measurement grid: $dx=8\text{mm}$, $dy=8\text{mm}$, $dz=5\text{mm}$
Reference Value = 16.67 V/m; Power Drift = -0.16 dB
Peak SAR (extrapolated) = 0.248 W/kg
SAR(1 g) = 0.133 W/kg; SAR(10 g) = 0.082 W/kg
Maximum value of SAR (measured) = 0.197 W/kg



0 dB = 0.197 W/kg