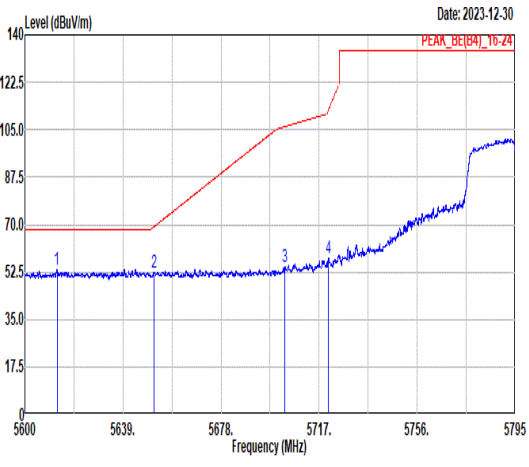
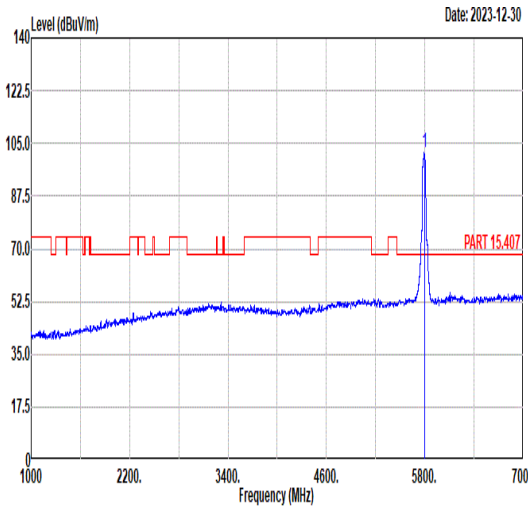
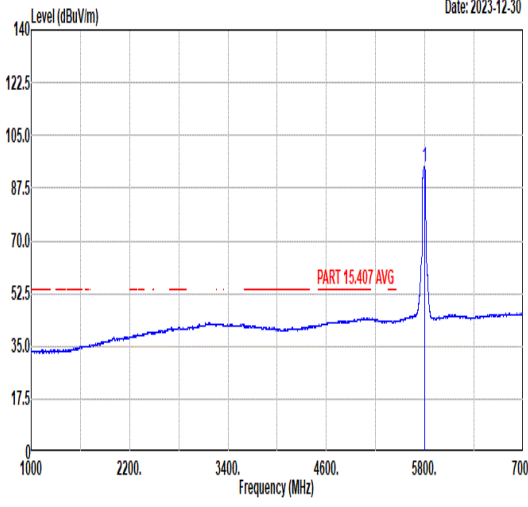




Mode	36																																																																																					
	Band Edge - L																																																																																					
	U-NII-3_5.725-5.85_802.11ac VHT40_CH159_5795MHz																																																																																					
ANT	8																																																																																					
Pol.	Horizontal	Fundamental																																																																																				
Peak	 <p>Date: 2023-12-30</p> <table border="1"> <thead> <tr> <th>Peak</th> <th>Freq (MHz)</th> <th>Level (dBuV/m)</th> <th>Limit Line (dBuV/m)</th> <th>Margin (dB)</th> <th>Read (dBuV)</th> <th>Ant Loss (dB/m)</th> <th>Cable Loss (dB)</th> <th>Preamp Loss (dB)</th> <th>APos (cm)</th> <th>TPos (deg)</th> <th>Remark</th> </tr> </thead> <tbody> <tr> <td>1</td> <td>5612.77</td> <td>53.42</td> <td>68.30</td> <td>-14.88</td> <td>39.05</td> <td>34.96</td> <td>11.71</td> <td>32.30</td> <td>296</td> <td>55</td> <td>PEAK</td> </tr> <tr> <td>2</td> <td>5651.21</td> <td>52.53</td> <td>69.19</td> <td>-16.66</td> <td>38.16</td> <td>35.01</td> <td>11.69</td> <td>32.33</td> <td>296</td> <td>55</td> <td>PEAK</td> </tr> <tr> <td>3</td> <td>5703.45</td> <td>54.54</td> <td>106.17</td> <td>-51.63</td> <td>40.17</td> <td>35.08</td> <td>11.66</td> <td>32.37</td> <td>296</td> <td>55</td> <td>PEAK</td> </tr> <tr> <td>4</td> <td>5720.61</td> <td>57.77</td> <td>112.19</td> <td>-54.42</td> <td>43.38</td> <td>35.11</td> <td>11.66</td> <td>32.38</td> <td>296</td> <td>55</td> <td>PEAK</td> </tr> </tbody> </table>	Peak	Freq (MHz)	Level (dBuV/m)	Limit Line (dBuV/m)	Margin (dB)	Read (dBuV)	Ant Loss (dB/m)	Cable Loss (dB)	Preamp Loss (dB)	APos (cm)	TPos (deg)	Remark	1	5612.77	53.42	68.30	-14.88	39.05	34.96	11.71	32.30	296	55	PEAK	2	5651.21	52.53	69.19	-16.66	38.16	35.01	11.69	32.33	296	55	PEAK	3	5703.45	54.54	106.17	-51.63	40.17	35.08	11.66	32.37	296	55	PEAK	4	5720.61	57.77	112.19	-54.42	43.38	35.11	11.66	32.38	296	55	PEAK	 <p>Date: 2023-12-30</p> <table border="1"> <thead> <tr> <th>Peak</th> <th>Freq (MHz)</th> <th>Level (dBuV/m)</th> <th>Limit Line (dBuV/m)</th> <th>Margin (dB)</th> <th>Read (dBuV)</th> <th>Ant Loss (dB/m)</th> <th>Cable Loss (dB)</th> <th>Preamp Loss (dB)</th> <th>APos (cm)</th> <th>TPos (deg)</th> <th>Remark</th> </tr> </thead> <tbody> <tr> <td>1</td> <td>5795.00</td> <td>101.73</td> <td>70.00</td> <td>31.73</td> <td>87.34</td> <td>35.21</td> <td>11.62</td> <td>32.44</td> <td>296</td> <td>55</td> <td>PEAK</td> </tr> </tbody> </table>	Peak	Freq (MHz)	Level (dBuV/m)	Limit Line (dBuV/m)	Margin (dB)	Read (dBuV)	Ant Loss (dB/m)	Cable Loss (dB)	Preamp Loss (dB)	APos (cm)	TPos (deg)	Remark	1	5795.00	101.73	70.00	31.73	87.34	35.21	11.62	32.44	296	55	PEAK
Peak	Freq (MHz)	Level (dBuV/m)	Limit Line (dBuV/m)	Margin (dB)	Read (dBuV)	Ant Loss (dB/m)	Cable Loss (dB)	Preamp Loss (dB)	APos (cm)	TPos (deg)	Remark																																																																											
1	5612.77	53.42	68.30	-14.88	39.05	34.96	11.71	32.30	296	55	PEAK																																																																											
2	5651.21	52.53	69.19	-16.66	38.16	35.01	11.69	32.33	296	55	PEAK																																																																											
3	5703.45	54.54	106.17	-51.63	40.17	35.08	11.66	32.37	296	55	PEAK																																																																											
4	5720.61	57.77	112.19	-54.42	43.38	35.11	11.66	32.38	296	55	PEAK																																																																											
Peak	Freq (MHz)	Level (dBuV/m)	Limit Line (dBuV/m)	Margin (dB)	Read (dBuV)	Ant Loss (dB/m)	Cable Loss (dB)	Preamp Loss (dB)	APos (cm)	TPos (deg)	Remark																																																																											
1	5795.00	101.73	70.00	31.73	87.34	35.21	11.62	32.44	296	55	PEAK																																																																											
Avg	Blank	 <p>Date: 2023-12-30</p> <table border="1"> <thead> <tr> <th>Peak</th> <th>Freq (MHz)</th> <th>Level (dBuV/m)</th> <th>Limit Line (dBuV/m)</th> <th>Margin (dB)</th> <th>Read (dBuV)</th> <th>Ant Loss (dB/m)</th> <th>Cable Loss (dB)</th> <th>Preamp Loss (dB)</th> <th>APos (cm)</th> <th>TPos (deg)</th> <th>Remark</th> </tr> </thead> <tbody> <tr> <td>1</td> <td>5795.00</td> <td>94.82</td> <td>70.00</td> <td>24.82</td> <td>80.43</td> <td>35.21</td> <td>11.62</td> <td>32.44</td> <td>296</td> <td>55</td> <td>AVERAGE</td> </tr> </tbody> </table>	Peak	Freq (MHz)	Level (dBuV/m)	Limit Line (dBuV/m)	Margin (dB)	Read (dBuV)	Ant Loss (dB/m)	Cable Loss (dB)	Preamp Loss (dB)	APos (cm)	TPos (deg)	Remark	1	5795.00	94.82	70.00	24.82	80.43	35.21	11.62	32.44	296	55	AVERAGE																																																												
Peak	Freq (MHz)	Level (dBuV/m)	Limit Line (dBuV/m)	Margin (dB)	Read (dBuV)	Ant Loss (dB/m)	Cable Loss (dB)	Preamp Loss (dB)	APos (cm)	TPos (deg)	Remark																																																																											
1	5795.00	94.82	70.00	24.82	80.43	35.21	11.62	32.44	296	55	AVERAGE																																																																											



Mode	36																																																																			
	Band Edge - R																																																																			
	U-NII-3_5.725-5.85_802.11ac VHT40_CH159_5795MHz																																																																			
ANT	8																																																																			
Pol.	Horizontal	Fundamental																																																																		
Peak	<p>The plot shows a red limit line starting at 140 dBuV/m and dropping to 70.0 dBuV/m at 5857 MHz. A blue signal line shows several peaks. Peak 1 is at 5854.61 MHz (57.27 dBuV/m), Peak 2 at 5858.95 MHz (57.63 dBuV/m), Peak 3 at 5925.00 MHz (51.29 dBuV/m), and Peak 4 at 5933.20 MHz (52.34 dBuV/m). A red label 'PEAK_BE(B4)_16-24' is near the limit line.</p> <table border="1"> <thead> <tr> <th>Freq</th> <th>Level</th> <th>Limit</th> <th>Margin</th> <th>Read</th> <th>Ant</th> <th>Cable</th> <th>Preamp</th> <th>APos</th> <th>TPos</th> <th>Remark</th> </tr> <tr> <th>MHz</th> <th>dBuV/m</th> <th>dBuV/m</th> <th>(dB)</th> <th>dBuV</th> <th>dB/m</th> <th>dB</th> <th>dB</th> <th>cm</th> <th>deg</th> <th></th> </tr> </thead> <tbody> <tr> <td>1 5854.61</td> <td>57.27</td> <td>111.68</td> <td>-54.41</td> <td>42.94</td> <td>35.30</td> <td>11.52</td> <td>32.49</td> <td>296</td> <td>55</td> <td>PEAK</td> </tr> <tr> <td>2 5858.95</td> <td>57.63</td> <td>109.69</td> <td>-52.06</td> <td>43.30</td> <td>35.30</td> <td>11.52</td> <td>32.49</td> <td>296</td> <td>55</td> <td>PEAK</td> </tr> <tr> <td>3 5925.00</td> <td>51.29</td> <td>68.20</td> <td>-16.91</td> <td>37.03</td> <td>35.40</td> <td>11.40</td> <td>32.54</td> <td>296</td> <td>55</td> <td>PEAK</td> </tr> <tr> <td>4 5933.20</td> <td>52.34</td> <td>68.30</td> <td>-15.96</td> <td>38.09</td> <td>35.41</td> <td>11.39</td> <td>32.55</td> <td>296</td> <td>55</td> <td>PEAK</td> </tr> </tbody> </table>	Freq	Level	Limit	Margin	Read	Ant	Cable	Preamp	APos	TPos	Remark	MHz	dBuV/m	dBuV/m	(dB)	dBuV	dB/m	dB	dB	cm	deg		1 5854.61	57.27	111.68	-54.41	42.94	35.30	11.52	32.49	296	55	PEAK	2 5858.95	57.63	109.69	-52.06	43.30	35.30	11.52	32.49	296	55	PEAK	3 5925.00	51.29	68.20	-16.91	37.03	35.40	11.40	32.54	296	55	PEAK	4 5933.20	52.34	68.30	-15.96	38.09	35.41	11.39	32.55	296	55	PEAK	Blank
Freq	Level	Limit	Margin	Read	Ant	Cable	Preamp	APos	TPos	Remark																																																										
MHz	dBuV/m	dBuV/m	(dB)	dBuV	dB/m	dB	dB	cm	deg																																																											
1 5854.61	57.27	111.68	-54.41	42.94	35.30	11.52	32.49	296	55	PEAK																																																										
2 5858.95	57.63	109.69	-52.06	43.30	35.30	11.52	32.49	296	55	PEAK																																																										
3 5925.00	51.29	68.20	-16.91	37.03	35.40	11.40	32.54	296	55	PEAK																																																										
4 5933.20	52.34	68.30	-15.96	38.09	35.41	11.39	32.55	296	55	PEAK																																																										

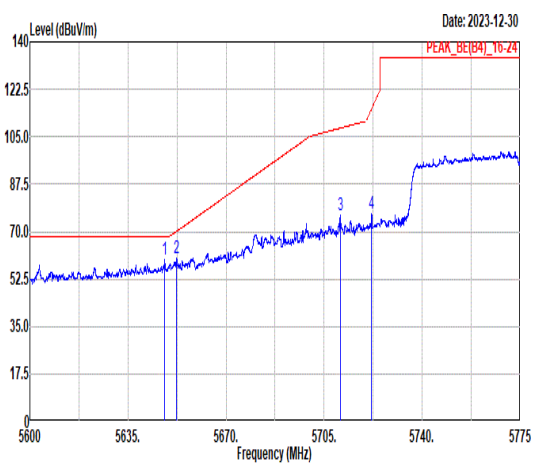
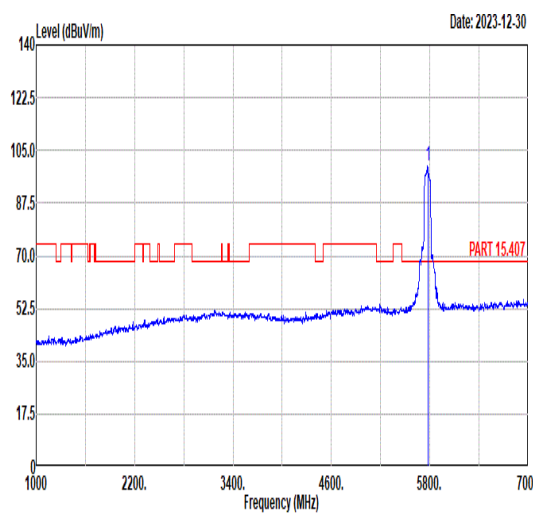
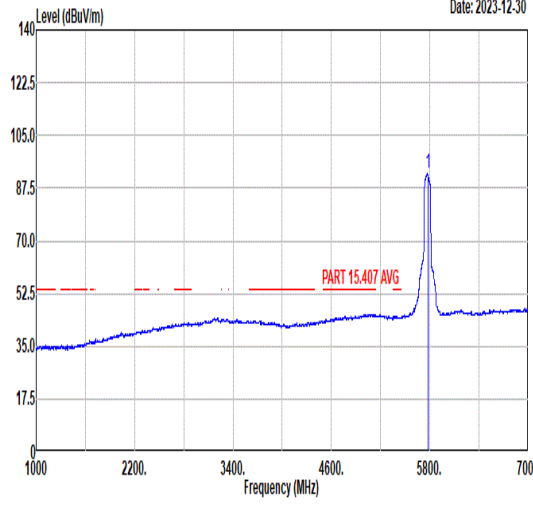


Mode	36																																																																																					
	Band Edge - L																																																																																					
	U-NII-3_5.725-5.85_802.11ac VHT40_CH159_5795MHz																																																																																					
ANT	8																																																																																					
Pol.	Vertical	Fundamental																																																																																				
Peak	<table border="1"> <thead> <tr> <th>Peak</th> <th>Freq (MHz)</th> <th>Level (dBuV/m)</th> <th>Limit (dBuV/m)</th> <th>Margin (dB)</th> <th>Read (dBuV)</th> <th>Ant (dB/m)</th> <th>Cable Loss (dB)</th> <th>Preamp Loss (dB)</th> <th>APos (cm)</th> <th>TPos (deg)</th> <th>Remark</th> </tr> </thead> <tbody> <tr> <td>1</td> <td>5632.49</td> <td>53.49</td> <td>68.30</td> <td>-14.81</td> <td>39.11</td> <td>34.99</td> <td>11.70</td> <td>32.31</td> <td>278</td> <td>269</td> <td>PEAK</td> </tr> <tr> <td>2</td> <td>5650.62</td> <td>52.28</td> <td>68.76</td> <td>-16.48</td> <td>37.91</td> <td>35.01</td> <td>11.69</td> <td>32.33</td> <td>278</td> <td>269</td> <td>PEAK</td> </tr> <tr> <td>3</td> <td>5702.28</td> <td>54.89</td> <td>105.84</td> <td>-50.95</td> <td>40.52</td> <td>35.08</td> <td>11.66</td> <td>32.37</td> <td>278</td> <td>269</td> <td>PEAK</td> </tr> <tr> <td>4</td> <td>5720.00</td> <td>55.26</td> <td>110.81</td> <td>-55.55</td> <td>40.87</td> <td>35.11</td> <td>11.66</td> <td>32.38</td> <td>278</td> <td>269</td> <td>PEAK</td> </tr> </tbody> </table>	Peak	Freq (MHz)	Level (dBuV/m)	Limit (dBuV/m)	Margin (dB)	Read (dBuV)	Ant (dB/m)	Cable Loss (dB)	Preamp Loss (dB)	APos (cm)	TPos (deg)	Remark	1	5632.49	53.49	68.30	-14.81	39.11	34.99	11.70	32.31	278	269	PEAK	2	5650.62	52.28	68.76	-16.48	37.91	35.01	11.69	32.33	278	269	PEAK	3	5702.28	54.89	105.84	-50.95	40.52	35.08	11.66	32.37	278	269	PEAK	4	5720.00	55.26	110.81	-55.55	40.87	35.11	11.66	32.38	278	269	PEAK	<table border="1"> <thead> <tr> <th>Peak</th> <th>Freq (MHz)</th> <th>Level (dBuV/m)</th> <th>Limit (dBuV/m)</th> <th>Margin (dB)</th> <th>Read (dBuV)</th> <th>Ant (dB/m)</th> <th>Cable Loss (dB)</th> <th>Preamp Loss (dB)</th> <th>APos (cm)</th> <th>TPos (deg)</th> <th>Remark</th> </tr> </thead> <tbody> <tr> <td>1</td> <td>5795.00</td> <td>102.80</td> <td>70.00</td> <td>32.80</td> <td>88.40</td> <td>35.20</td> <td>11.63</td> <td>32.43</td> <td>278</td> <td>269</td> <td>PEAK</td> </tr> </tbody> </table>	Peak	Freq (MHz)	Level (dBuV/m)	Limit (dBuV/m)	Margin (dB)	Read (dBuV)	Ant (dB/m)	Cable Loss (dB)	Preamp Loss (dB)	APos (cm)	TPos (deg)	Remark	1	5795.00	102.80	70.00	32.80	88.40	35.20	11.63	32.43	278	269	PEAK
	Peak	Freq (MHz)	Level (dBuV/m)	Limit (dBuV/m)	Margin (dB)	Read (dBuV)	Ant (dB/m)	Cable Loss (dB)	Preamp Loss (dB)	APos (cm)	TPos (deg)	Remark																																																																										
1	5632.49	53.49	68.30	-14.81	39.11	34.99	11.70	32.31	278	269	PEAK																																																																											
2	5650.62	52.28	68.76	-16.48	37.91	35.01	11.69	32.33	278	269	PEAK																																																																											
3	5702.28	54.89	105.84	-50.95	40.52	35.08	11.66	32.37	278	269	PEAK																																																																											
4	5720.00	55.26	110.81	-55.55	40.87	35.11	11.66	32.38	278	269	PEAK																																																																											
Peak	Freq (MHz)	Level (dBuV/m)	Limit (dBuV/m)	Margin (dB)	Read (dBuV)	Ant (dB/m)	Cable Loss (dB)	Preamp Loss (dB)	APos (cm)	TPos (deg)	Remark																																																																											
1	5795.00	102.80	70.00	32.80	88.40	35.20	11.63	32.43	278	269	PEAK																																																																											
Avg	Blank	<table border="1"> <thead> <tr> <th>Peak</th> <th>Freq (MHz)</th> <th>Level (dBuV/m)</th> <th>Limit (dBuV/m)</th> <th>Margin (dB)</th> <th>Read (dBuV)</th> <th>Ant (dB/m)</th> <th>Cable Loss (dB)</th> <th>Preamp Loss (dB)</th> <th>APos (cm)</th> <th>TPos (deg)</th> <th>Remark</th> </tr> </thead> <tbody> <tr> <td>1</td> <td>5795.00</td> <td>95.45</td> <td>70.00</td> <td>25.45</td> <td>81.06</td> <td>35.21</td> <td>11.62</td> <td>32.44</td> <td>278</td> <td>269</td> <td>AVERAGE</td> </tr> </tbody> </table>	Peak	Freq (MHz)	Level (dBuV/m)	Limit (dBuV/m)	Margin (dB)	Read (dBuV)	Ant (dB/m)	Cable Loss (dB)	Preamp Loss (dB)	APos (cm)	TPos (deg)	Remark	1	5795.00	95.45	70.00	25.45	81.06	35.21	11.62	32.44	278	269	AVERAGE																																																												
Peak	Freq (MHz)	Level (dBuV/m)	Limit (dBuV/m)	Margin (dB)	Read (dBuV)	Ant (dB/m)	Cable Loss (dB)	Preamp Loss (dB)	APos (cm)	TPos (deg)	Remark																																																																											
1	5795.00	95.45	70.00	25.45	81.06	35.21	11.62	32.44	278	269	AVERAGE																																																																											



Mode	36																																																																			
	Band Edge - R																																																																			
	U-NII-3_5.725-5.85_802.11ac VHT40_CH159_5795MHz																																																																			
ANT	8																																																																			
Pol.	Vertical	Fundamental																																																																		
Peak	<p>Date: 2023-12-30</p> <table border="1"> <thead> <tr> <th>Limit</th> <th>Margin</th> <th>Read</th> <th>Ant</th> <th>Cable</th> <th>Preamp</th> <th>APos</th> <th>TPos</th> <th>Remark</th> </tr> <tr> <th>Freq</th> <th>Level</th> <th>Line</th> <th>Level</th> <th>Factor</th> <th>Loss</th> <th>Factor</th> <th>cm</th> <th>deg</th> </tr> </thead> <tbody> <tr> <td>1</td> <td>5854.99</td> <td>57.50</td> <td>110.83</td> <td>-53.33</td> <td>43.17</td> <td>35.30</td> <td>11.52</td> <td>32.49</td> <td>278</td> <td>269</td> <td>PEAK</td> </tr> <tr> <td>2</td> <td>5860.19</td> <td>58.78</td> <td>109.34</td> <td>-50.56</td> <td>44.46</td> <td>35.30</td> <td>11.51</td> <td>32.49</td> <td>278</td> <td>269</td> <td>PEAK</td> </tr> <tr> <td>3</td> <td>5924.81</td> <td>51.51</td> <td>68.34</td> <td>-16.83</td> <td>37.26</td> <td>35.39</td> <td>11.40</td> <td>32.54</td> <td>278</td> <td>269</td> <td>PEAK</td> </tr> <tr> <td>4</td> <td>5933.49</td> <td>52.42</td> <td>68.30</td> <td>-15.88</td> <td>38.17</td> <td>35.41</td> <td>11.39</td> <td>32.55</td> <td>278</td> <td>269</td> <td>PEAK</td> </tr> </tbody> </table>	Limit	Margin	Read	Ant	Cable	Preamp	APos	TPos	Remark	Freq	Level	Line	Level	Factor	Loss	Factor	cm	deg	1	5854.99	57.50	110.83	-53.33	43.17	35.30	11.52	32.49	278	269	PEAK	2	5860.19	58.78	109.34	-50.56	44.46	35.30	11.51	32.49	278	269	PEAK	3	5924.81	51.51	68.34	-16.83	37.26	35.39	11.40	32.54	278	269	PEAK	4	5933.49	52.42	68.30	-15.88	38.17	35.41	11.39	32.55	278	269	PEAK	Blank
Limit	Margin	Read	Ant	Cable	Preamp	APos	TPos	Remark																																																												
Freq	Level	Line	Level	Factor	Loss	Factor	cm	deg																																																												
1	5854.99	57.50	110.83	-53.33	43.17	35.30	11.52	32.49	278	269	PEAK																																																									
2	5860.19	58.78	109.34	-50.56	44.46	35.30	11.51	32.49	278	269	PEAK																																																									
3	5924.81	51.51	68.34	-16.83	37.26	35.39	11.40	32.54	278	269	PEAK																																																									
4	5933.49	52.42	68.30	-15.88	38.17	35.41	11.39	32.55	278	269	PEAK																																																									

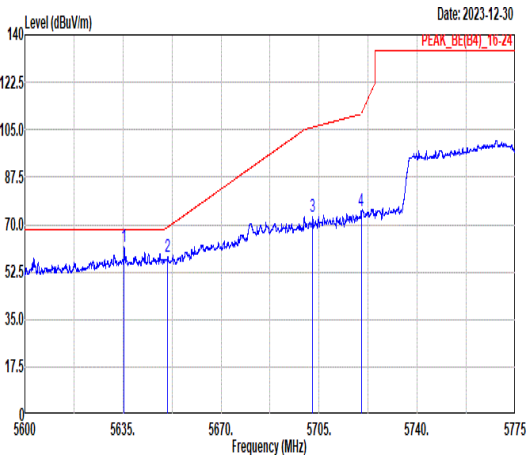
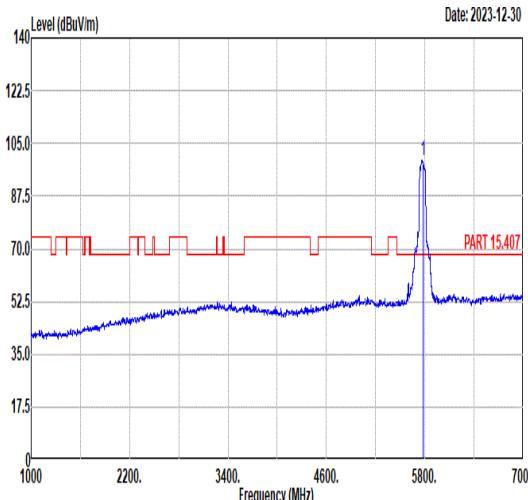
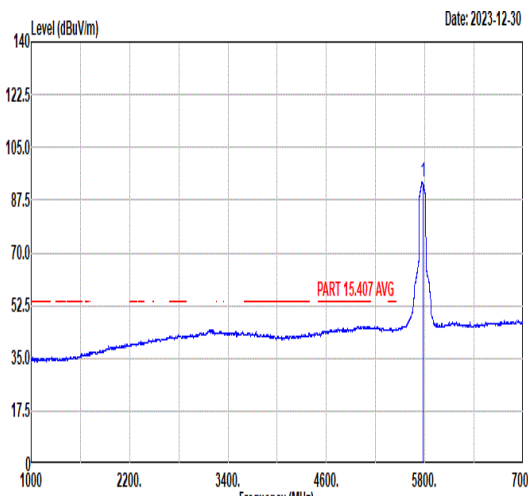


Mode	37																																																																																					
	Band Edge - L																																																																																					
	U-NII-3_5.725-5.85_802.11ac VHT80_CH155_5775MHz																																																																																					
ANT	8																																																																																					
Pol.	Horizontal	Fundamental																																																																																				
Peak	 <p>Date: 2023-12-30</p> <table border="1"> <thead> <tr> <th>Peak</th> <th>Freq (MHz)</th> <th>Level (dBuV/m)</th> <th>Limit Line (dBuV/m)</th> <th>Margin (dB)</th> <th>Read (dBuV)</th> <th>Ant (dB/m)</th> <th>Cable Loss (dB)</th> <th>Preamp Loss (dB)</th> <th>APos (cm)</th> <th>TPos (deg)</th> <th>Remark</th> </tr> </thead> <tbody> <tr> <td>1</td> <td>5648.04</td> <td>59.85</td> <td>68.30</td> <td>-8.45</td> <td>45.48</td> <td>35.01</td> <td>11.69</td> <td>32.33</td> <td>297</td> <td>59</td> <td>PEAK</td> </tr> <tr> <td>2</td> <td>5652.41</td> <td>60.01</td> <td>70.09</td> <td>-10.08</td> <td>45.64</td> <td>35.01</td> <td>11.69</td> <td>32.33</td> <td>297</td> <td>59</td> <td>PEAK</td> </tr> <tr> <td>3</td> <td>5710.71</td> <td>76.13</td> <td>108.20</td> <td>-32.07</td> <td>61.75</td> <td>35.09</td> <td>11.66</td> <td>32.37</td> <td>297</td> <td>59</td> <td>PEAK</td> </tr> <tr> <td>4</td> <td>5721.91</td> <td>76.47</td> <td>115.14</td> <td>-38.67</td> <td>62.09</td> <td>35.11</td> <td>11.65</td> <td>32.38</td> <td>297</td> <td>59</td> <td>PEAK</td> </tr> </tbody> </table>	Peak	Freq (MHz)	Level (dBuV/m)	Limit Line (dBuV/m)	Margin (dB)	Read (dBuV)	Ant (dB/m)	Cable Loss (dB)	Preamp Loss (dB)	APos (cm)	TPos (deg)	Remark	1	5648.04	59.85	68.30	-8.45	45.48	35.01	11.69	32.33	297	59	PEAK	2	5652.41	60.01	70.09	-10.08	45.64	35.01	11.69	32.33	297	59	PEAK	3	5710.71	76.13	108.20	-32.07	61.75	35.09	11.66	32.37	297	59	PEAK	4	5721.91	76.47	115.14	-38.67	62.09	35.11	11.65	32.38	297	59	PEAK	 <p>Date: 2023-12-30</p> <table border="1"> <thead> <tr> <th>Peak</th> <th>Freq (MHz)</th> <th>Level (dBuV/m)</th> <th>Limit Line (dBuV/m)</th> <th>Margin (dB)</th> <th>Read (dBuV)</th> <th>Ant (dB/m)</th> <th>Cable Loss (dB)</th> <th>Preamp Loss (dB)</th> <th>APos (cm)</th> <th>TPos (deg)</th> <th>Remark</th> </tr> </thead> <tbody> <tr> <td>1</td> <td>5775.00</td> <td>99.91</td> <td>-----</td> <td>-----</td> <td>85.53</td> <td>35.17</td> <td>11.63</td> <td>32.42</td> <td>297</td> <td>59</td> <td>PEAK</td> </tr> </tbody> </table>	Peak	Freq (MHz)	Level (dBuV/m)	Limit Line (dBuV/m)	Margin (dB)	Read (dBuV)	Ant (dB/m)	Cable Loss (dB)	Preamp Loss (dB)	APos (cm)	TPos (deg)	Remark	1	5775.00	99.91	-----	-----	85.53	35.17	11.63	32.42	297	59	PEAK
Peak	Freq (MHz)	Level (dBuV/m)	Limit Line (dBuV/m)	Margin (dB)	Read (dBuV)	Ant (dB/m)	Cable Loss (dB)	Preamp Loss (dB)	APos (cm)	TPos (deg)	Remark																																																																											
1	5648.04	59.85	68.30	-8.45	45.48	35.01	11.69	32.33	297	59	PEAK																																																																											
2	5652.41	60.01	70.09	-10.08	45.64	35.01	11.69	32.33	297	59	PEAK																																																																											
3	5710.71	76.13	108.20	-32.07	61.75	35.09	11.66	32.37	297	59	PEAK																																																																											
4	5721.91	76.47	115.14	-38.67	62.09	35.11	11.65	32.38	297	59	PEAK																																																																											
Peak	Freq (MHz)	Level (dBuV/m)	Limit Line (dBuV/m)	Margin (dB)	Read (dBuV)	Ant (dB/m)	Cable Loss (dB)	Preamp Loss (dB)	APos (cm)	TPos (deg)	Remark																																																																											
1	5775.00	99.91	-----	-----	85.53	35.17	11.63	32.42	297	59	PEAK																																																																											
Avg	Blank	 <p>Date: 2023-12-30</p> <table border="1"> <thead> <tr> <th>Peak</th> <th>Freq (MHz)</th> <th>Level (dBuV/m)</th> <th>Limit Line (dBuV/m)</th> <th>Margin (dB)</th> <th>Read (dBuV)</th> <th>Ant (dB/m)</th> <th>Cable Loss (dB)</th> <th>Preamp Loss (dB)</th> <th>APos (cm)</th> <th>TPos (deg)</th> <th>Remark</th> </tr> </thead> <tbody> <tr> <td>1</td> <td>5775.00</td> <td>92.26</td> <td>-----</td> <td>-----</td> <td>77.88</td> <td>35.17</td> <td>11.63</td> <td>32.42</td> <td>297</td> <td>59</td> <td>AVERAGE</td> </tr> </tbody> </table>	Peak	Freq (MHz)	Level (dBuV/m)	Limit Line (dBuV/m)	Margin (dB)	Read (dBuV)	Ant (dB/m)	Cable Loss (dB)	Preamp Loss (dB)	APos (cm)	TPos (deg)	Remark	1	5775.00	92.26	-----	-----	77.88	35.17	11.63	32.42	297	59	AVERAGE																																																												
Peak	Freq (MHz)	Level (dBuV/m)	Limit Line (dBuV/m)	Margin (dB)	Read (dBuV)	Ant (dB/m)	Cable Loss (dB)	Preamp Loss (dB)	APos (cm)	TPos (deg)	Remark																																																																											
1	5775.00	92.26	-----	-----	77.88	35.17	11.63	32.42	297	59	AVERAGE																																																																											



Mode	37																																																																			
	Band Edge - R																																																																			
	U-NII-3_5.725-5.85_802.11ac VHT80_CH155_5775MHz																																																																			
ANT	8																																																																			
Pol.	Horizontal	Fundamental																																																																		
Peak	<p>Date: 2023-12-30</p> <table border="1"> <thead> <tr> <th>Limit</th> <th>Margin</th> <th>Read</th> <th>Ant</th> <th>Cable</th> <th>Preamp</th> <th>APos</th> <th>TPos</th> <th>Remark</th> </tr> <tr> <th>Freq</th> <th>Level</th> <th>Line</th> <th>Level</th> <th>Factor</th> <th>Loss</th> <th>Factor</th> <th>cm</th> <th>deg</th> </tr> </thead> <tbody> <tr> <td>1</td> <td>5854.91</td> <td>64.75</td> <td>111.02</td> <td>-46.27</td> <td>50.42</td> <td>35.30</td> <td>11.52</td> <td>32.49</td> <td>297</td> <td>59</td> <td>PEAK</td> </tr> <tr> <td>2</td> <td>5855.61</td> <td>68.27</td> <td>110.63</td> <td>-42.36</td> <td>53.94</td> <td>35.30</td> <td>11.52</td> <td>32.49</td> <td>297</td> <td>59</td> <td>PEAK</td> </tr> <tr> <td>3</td> <td>5924.73</td> <td>51.65</td> <td>68.40</td> <td>-16.75</td> <td>37.40</td> <td>35.39</td> <td>11.40</td> <td>32.54</td> <td>297</td> <td>59</td> <td>PEAK</td> </tr> <tr> <td>4</td> <td>5930.31</td> <td>54.36</td> <td>68.30</td> <td>-13.94</td> <td>40.12</td> <td>35.40</td> <td>11.39</td> <td>32.55</td> <td>297</td> <td>59</td> <td>PEAK</td> </tr> </tbody> </table>	Limit	Margin	Read	Ant	Cable	Preamp	APos	TPos	Remark	Freq	Level	Line	Level	Factor	Loss	Factor	cm	deg	1	5854.91	64.75	111.02	-46.27	50.42	35.30	11.52	32.49	297	59	PEAK	2	5855.61	68.27	110.63	-42.36	53.94	35.30	11.52	32.49	297	59	PEAK	3	5924.73	51.65	68.40	-16.75	37.40	35.39	11.40	32.54	297	59	PEAK	4	5930.31	54.36	68.30	-13.94	40.12	35.40	11.39	32.55	297	59	PEAK	Blank
Limit	Margin	Read	Ant	Cable	Preamp	APos	TPos	Remark																																																												
Freq	Level	Line	Level	Factor	Loss	Factor	cm	deg																																																												
1	5854.91	64.75	111.02	-46.27	50.42	35.30	11.52	32.49	297	59	PEAK																																																									
2	5855.61	68.27	110.63	-42.36	53.94	35.30	11.52	32.49	297	59	PEAK																																																									
3	5924.73	51.65	68.40	-16.75	37.40	35.39	11.40	32.54	297	59	PEAK																																																									
4	5930.31	54.36	68.30	-13.94	40.12	35.40	11.39	32.55	297	59	PEAK																																																									



Mode	37																																																																																																			
	Band Edge - L																																																																																																			
	U-NII-3_5.725-5.85_802.11ac VHT80_CH155_5775MHz																																																																																																			
ANT	8																																																																																																			
Pol.	Vertical	Fundamental																																																																																																		
Peak	 <p>Date: 2023-12-30</p> <table border="1"> <thead> <tr> <th>Limit</th> <th>Margin</th> <th>Read</th> <th>Ant</th> <th>Cable</th> <th>Preamp</th> <th>APos</th> <th>TPos</th> <th>Remark</th> </tr> <tr> <th>Freq</th> <th>Level</th> <th>Line</th> <th>(dB)</th> <th>dBuV</th> <th>dB/m</th> <th>dB</th> <th>dB</th> <th>cm</th> <th>deg</th> </tr> </thead> <tbody> <tr> <td>1</td> <td>5635.46</td> <td>61.59</td> <td>68.30</td> <td>-6.71</td> <td>47.23</td> <td>34.99</td> <td>11.69</td> <td>32.32</td> <td>264</td> <td>268</td> <td>PEAK</td> </tr> <tr> <td>2</td> <td>5651.03</td> <td>58.15</td> <td>69.06</td> <td>-10.91</td> <td>43.78</td> <td>35.01</td> <td>11.69</td> <td>32.32</td> <td>264</td> <td>268</td> <td>PEAK</td> </tr> <tr> <td>3</td> <td>5702.66</td> <td>73.07</td> <td>105.94</td> <td>-32.87</td> <td>58.70</td> <td>35.08</td> <td>11.66</td> <td>32.37</td> <td>264</td> <td>268</td> <td>PEAK</td> </tr> <tr> <td>4</td> <td>5720.02</td> <td>74.89</td> <td>110.83</td> <td>-35.94</td> <td>60.50</td> <td>35.11</td> <td>11.66</td> <td>32.38</td> <td>264</td> <td>268</td> <td>PEAK</td> </tr> </tbody> </table>	Limit	Margin	Read	Ant	Cable	Preamp	APos	TPos	Remark	Freq	Level	Line	(dB)	dBuV	dB/m	dB	dB	cm	deg	1	5635.46	61.59	68.30	-6.71	47.23	34.99	11.69	32.32	264	268	PEAK	2	5651.03	58.15	69.06	-10.91	43.78	35.01	11.69	32.32	264	268	PEAK	3	5702.66	73.07	105.94	-32.87	58.70	35.08	11.66	32.37	264	268	PEAK	4	5720.02	74.89	110.83	-35.94	60.50	35.11	11.66	32.38	264	268	PEAK	 <p>Date: 2023-12-30</p> <table border="1"> <thead> <tr> <th>Limit</th> <th>Margin</th> <th>Read</th> <th>Ant</th> <th>Cable</th> <th>Preamp</th> <th>APos</th> <th>TPos</th> <th>Remark</th> </tr> <tr> <th>Freq</th> <th>Level</th> <th>Line</th> <th>(dB)</th> <th>dBuV</th> <th>dB/m</th> <th>dB</th> <th>dB</th> <th>cm</th> <th>deg</th> </tr> </thead> <tbody> <tr> <td>1</td> <td>5775.00</td> <td>99.46</td> <td>-----</td> <td>-----</td> <td>85.08</td> <td>35.17</td> <td>11.63</td> <td>32.42</td> <td>264</td> <td>268</td> <td>PEAK</td> </tr> </tbody> </table>	Limit	Margin	Read	Ant	Cable	Preamp	APos	TPos	Remark	Freq	Level	Line	(dB)	dBuV	dB/m	dB	dB	cm	deg	1	5775.00	99.46	-----	-----	85.08	35.17	11.63	32.42	264	268	PEAK
	Limit	Margin	Read	Ant	Cable	Preamp	APos	TPos	Remark																																																																																											
Freq	Level	Line	(dB)	dBuV	dB/m	dB	dB	cm	deg																																																																																											
1	5635.46	61.59	68.30	-6.71	47.23	34.99	11.69	32.32	264	268	PEAK																																																																																									
2	5651.03	58.15	69.06	-10.91	43.78	35.01	11.69	32.32	264	268	PEAK																																																																																									
3	5702.66	73.07	105.94	-32.87	58.70	35.08	11.66	32.37	264	268	PEAK																																																																																									
4	5720.02	74.89	110.83	-35.94	60.50	35.11	11.66	32.38	264	268	PEAK																																																																																									
Limit	Margin	Read	Ant	Cable	Preamp	APos	TPos	Remark																																																																																												
Freq	Level	Line	(dB)	dBuV	dB/m	dB	dB	cm	deg																																																																																											
1	5775.00	99.46	-----	-----	85.08	35.17	11.63	32.42	264	268	PEAK																																																																																									
Avg	Blank	 <p>Date: 2023-12-30</p> <table border="1"> <thead> <tr> <th>Limit</th> <th>Margin</th> <th>Read</th> <th>Ant</th> <th>Cable</th> <th>Preamp</th> <th>APos</th> <th>TPos</th> <th>Remark</th> </tr> <tr> <th>Freq</th> <th>Level</th> <th>Line</th> <th>(dB)</th> <th>dBuV</th> <th>dB/m</th> <th>dB</th> <th>dB</th> <th>cm</th> <th>deg</th> </tr> </thead> <tbody> <tr> <td>1</td> <td>5775.00</td> <td>93.66</td> <td>-----</td> <td>-----</td> <td>79.28</td> <td>35.17</td> <td>11.63</td> <td>32.42</td> <td>264</td> <td>268</td> <td>AVERAGE</td> </tr> </tbody> </table>	Limit	Margin	Read	Ant	Cable	Preamp	APos	TPos	Remark	Freq	Level	Line	(dB)	dBuV	dB/m	dB	dB	cm	deg	1	5775.00	93.66	-----	-----	79.28	35.17	11.63	32.42	264	268	AVERAGE																																																																			
Limit	Margin	Read	Ant	Cable	Preamp	APos	TPos	Remark																																																																																												
Freq	Level	Line	(dB)	dBuV	dB/m	dB	dB	cm	deg																																																																																											
1	5775.00	93.66	-----	-----	79.28	35.17	11.63	32.42	264	268	AVERAGE																																																																																									



Mode	37																																																																												
	Band Edge - R																																																																												
	U-NII-3_5.725-5.85_802.11ac VHT80_CH155_5775MHz																																																																												
ANT	8																																																																												
Pol.	Vertical	Fundamental																																																																											
Peak	<p>The plot shows a red limit line and a blue signal line. The signal line has four peaks labeled 1, 2, 3, and 4. Peak 1 is at 5854.73 MHz, peak 2 at 5857.71 MHz, peak 3 at 5924.99 MHz, and peak 4 at 5941.71 MHz. A red line labeled 'PEAK_BE(B4)_16-24' is also present.</p> <table border="1"> <thead> <tr> <th>Limit</th> <th>Margin</th> <th>Read</th> <th>Ant</th> <th>Cable</th> <th>Preamp</th> <th>APos</th> <th>TPos</th> <th>Remark</th> </tr> <tr> <th>Freq</th> <th>Level</th> <th>Line</th> <th>(dB)</th> <th>Level</th> <th>Factor</th> <th>Loss</th> <th>Factor</th> <th></th> </tr> <tr> <th>MHz</th> <th>dBuV/m</th> <th>dBuV/m</th> <th>dBuV</th> <th>dB/m</th> <th>dB</th> <th>dB</th> <th>cm</th> <th>deg</th> </tr> </thead> <tbody> <tr> <td>1</td> <td>5854.73</td> <td>68.57</td> <td>111.42</td> <td>-42.85</td> <td>54.24</td> <td>35.30</td> <td>11.52</td> <td>32.49</td> <td>264</td> <td>268</td> <td>PEAK</td> </tr> <tr> <td>2</td> <td>5857.71</td> <td>68.70</td> <td>110.04</td> <td>-41.34</td> <td>54.37</td> <td>35.30</td> <td>11.52</td> <td>32.49</td> <td>264</td> <td>268</td> <td>PEAK</td> </tr> <tr> <td>3</td> <td>5924.99</td> <td>51.65</td> <td>68.21</td> <td>-16.56</td> <td>37.40</td> <td>35.39</td> <td>11.40</td> <td>32.54</td> <td>264</td> <td>268</td> <td>PEAK</td> </tr> <tr> <td>4</td> <td>5941.71</td> <td>53.55</td> <td>68.30</td> <td>-14.75</td> <td>39.31</td> <td>35.42</td> <td>11.38</td> <td>32.56</td> <td>264</td> <td>268</td> <td>PEAK</td> </tr> </tbody> </table>	Limit	Margin	Read	Ant	Cable	Preamp	APos	TPos	Remark	Freq	Level	Line	(dB)	Level	Factor	Loss	Factor		MHz	dBuV/m	dBuV/m	dBuV	dB/m	dB	dB	cm	deg	1	5854.73	68.57	111.42	-42.85	54.24	35.30	11.52	32.49	264	268	PEAK	2	5857.71	68.70	110.04	-41.34	54.37	35.30	11.52	32.49	264	268	PEAK	3	5924.99	51.65	68.21	-16.56	37.40	35.39	11.40	32.54	264	268	PEAK	4	5941.71	53.55	68.30	-14.75	39.31	35.42	11.38	32.56	264	268	PEAK	Blank
Limit	Margin	Read	Ant	Cable	Preamp	APos	TPos	Remark																																																																					
Freq	Level	Line	(dB)	Level	Factor	Loss	Factor																																																																						
MHz	dBuV/m	dBuV/m	dBuV	dB/m	dB	dB	cm	deg																																																																					
1	5854.73	68.57	111.42	-42.85	54.24	35.30	11.52	32.49	264	268	PEAK																																																																		
2	5857.71	68.70	110.04	-41.34	54.37	35.30	11.52	32.49	264	268	PEAK																																																																		
3	5924.99	51.65	68.21	-16.56	37.40	35.39	11.40	32.54	264	268	PEAK																																																																		
4	5941.71	53.55	68.30	-14.75	39.31	35.42	11.38	32.56	264	268	PEAK																																																																		

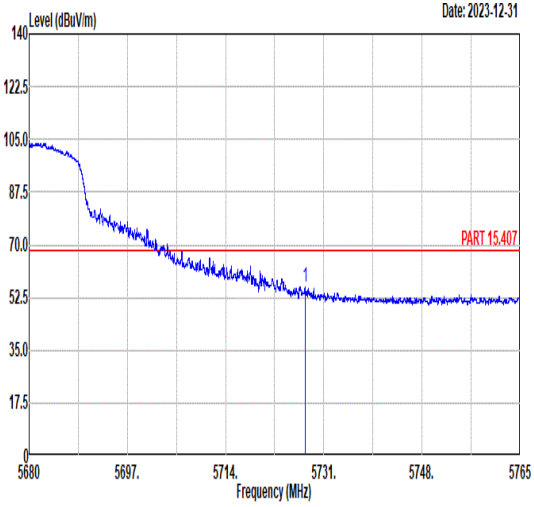
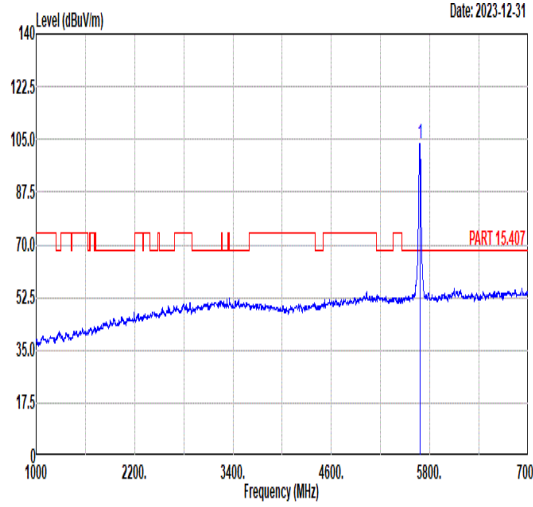
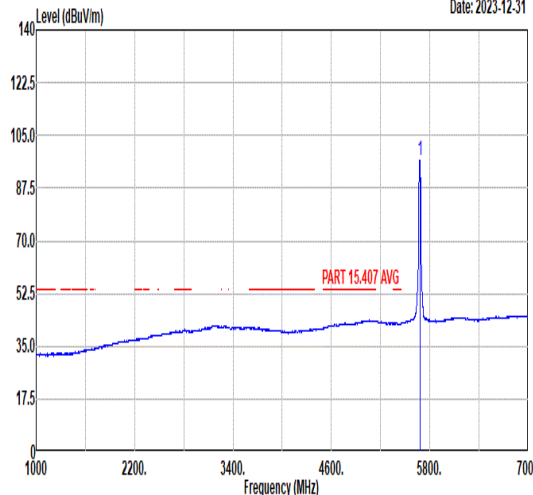


Mode	37																																																																																																
	Harmonic																																																																																																
	U-NII-3_5.725-5.85_802.11ac VHT80_CH155_5775MHz																																																																																																
ANT	8																																																																																																
Pol.	Horizontal	Vertical																																																																																															
Peak Avg																																																																																																	
	<table border="1"> <thead> <tr> <th>Limit</th> <th>Read</th> <th>Ant</th> <th>Cable</th> <th>Preamp</th> <th>Apos</th> <th>TPos</th> <th>Remark</th> </tr> <tr> <th>Freq</th> <th>Level</th> <th>Line Margin</th> <th>Level</th> <th>Factor</th> <th>Loss Factor</th> <th></th> <th></th> </tr> <tr> <th>MHz</th> <th>dBuV/m</th> <th>dBuV/m</th> <th>dB</th> <th>dBuV</th> <th>dB/m</th> <th>dB</th> <th>dB</th> </tr> </thead> <tbody> <tr> <td>1</td> <td>11550.00</td> <td>47.62</td> <td>74.00</td> <td>-26.38</td> <td>43.58</td> <td>39.84</td> <td>14.87</td> <td>50.67</td> <td>--</td> <td>--</td> <td>Peak</td> </tr> <tr> <td>2</td> <td>17325.00</td> <td>47.92</td> <td>68.30</td> <td>-20.38</td> <td>39.98</td> <td>42.37</td> <td>17.59</td> <td>52.02</td> <td>--</td> <td>--</td> <td>Peak</td> </tr> </tbody> </table>	Limit	Read	Ant	Cable	Preamp	Apos	TPos	Remark	Freq	Level	Line Margin	Level	Factor	Loss Factor			MHz	dBuV/m	dBuV/m	dB	dBuV	dB/m	dB	dB	1	11550.00	47.62	74.00	-26.38	43.58	39.84	14.87	50.67	--	--	Peak	2	17325.00	47.92	68.30	-20.38	39.98	42.37	17.59	52.02	--	--	Peak	<table border="1"> <thead> <tr> <th>Limit</th> <th>Read</th> <th>Ant</th> <th>Cable</th> <th>Preamp</th> <th>Apos</th> <th>TPos</th> <th>Remark</th> </tr> <tr> <th>Freq</th> <th>Level</th> <th>Line Margin</th> <th>Level</th> <th>Factor</th> <th>Loss Factor</th> <th></th> <th></th> </tr> <tr> <th>MHz</th> <th>dBuV/m</th> <th>dBuV/m</th> <th>dB</th> <th>dBuV</th> <th>dB/m</th> <th>dB</th> <th>dB</th> </tr> </thead> <tbody> <tr> <td>1</td> <td>11550.00</td> <td>47.17</td> <td>74.00</td> <td>-26.83</td> <td>43.13</td> <td>39.84</td> <td>14.87</td> <td>50.67</td> <td>--</td> <td>--</td> <td>Peak</td> </tr> <tr> <td>2</td> <td>17325.00</td> <td>48.82</td> <td>68.30</td> <td>-19.48</td> <td>40.88</td> <td>42.37</td> <td>17.59</td> <td>52.02</td> <td>--</td> <td>--</td> <td>Peak</td> </tr> </tbody> </table>	Limit	Read	Ant	Cable	Preamp	Apos	TPos	Remark	Freq	Level	Line Margin	Level	Factor	Loss Factor			MHz	dBuV/m	dBuV/m	dB	dBuV	dB/m	dB	dB	1	11550.00	47.17	74.00	-26.83	43.13	39.84	14.87	50.67	--	--	Peak	2	17325.00	48.82	68.30	-19.48	40.88	42.37	17.59	52.02	--	--
Limit	Read	Ant	Cable	Preamp	Apos	TPos	Remark																																																																																										
Freq	Level	Line Margin	Level	Factor	Loss Factor																																																																																												
MHz	dBuV/m	dBuV/m	dB	dBuV	dB/m	dB	dB																																																																																										
1	11550.00	47.62	74.00	-26.38	43.58	39.84	14.87	50.67	--	--	Peak																																																																																						
2	17325.00	47.92	68.30	-20.38	39.98	42.37	17.59	52.02	--	--	Peak																																																																																						
Limit	Read	Ant	Cable	Preamp	Apos	TPos	Remark																																																																																										
Freq	Level	Line Margin	Level	Factor	Loss Factor																																																																																												
MHz	dBuV/m	dBuV/m	dB	dBuV	dB/m	dB	dB																																																																																										
1	11550.00	47.17	74.00	-26.83	43.13	39.84	14.87	50.67	--	--	Peak																																																																																						
2	17325.00	48.82	68.30	-19.48	40.88	42.37	17.59	52.02	--	--	Peak																																																																																						



Mode	38																																																																											
	Band Edge																																																																											
	U-NII-2C_5.47-5.725_802.11ac VHT20_CH136_5680MHz																																																																											
ANT	8																																																																											
Pol.	Horizontal	Fundamental																																																																										
Peak	<table border="1"> <thead> <tr> <th>Limit</th> <th>Read</th> <th>Ant</th> <th>Cable</th> <th>Preamp</th> <th>APos</th> <th>TPos</th> <th>Remark</th> </tr> <tr> <th>Freq</th> <th>Level</th> <th>Line</th> <th>Level</th> <th>Factor</th> <th>Loss</th> <th>Factor</th> <th></th> </tr> <tr> <th>MHz</th> <th>dBuV/m</th> <th>dBuV/m</th> <th>dB</th> <th>dBuV</th> <th>dB/m</th> <th>dB</th> <th>cm</th> <th>deg</th> </tr> </thead> <tbody> <tr> <td>1</td> <td>5729.27</td> <td>56.67</td> <td>68.30</td> <td>-11.63</td> <td>42.29</td> <td>35.12</td> <td>11.65</td> <td>32.39</td> <td>163</td> <td>351</td> <td>PEAK</td> </tr> </tbody> </table>	Limit	Read	Ant	Cable	Preamp	APos	TPos	Remark	Freq	Level	Line	Level	Factor	Loss	Factor		MHz	dBuV/m	dBuV/m	dB	dBuV	dB/m	dB	cm	deg	1	5729.27	56.67	68.30	-11.63	42.29	35.12	11.65	32.39	163	351	PEAK	<table border="1"> <thead> <tr> <th>Limit</th> <th>Read</th> <th>Ant</th> <th>Cable</th> <th>Preamp</th> <th>APos</th> <th>TPos</th> <th>Remark</th> </tr> <tr> <th>Freq</th> <th>Level</th> <th>Line</th> <th>Level</th> <th>Factor</th> <th>Loss</th> <th>Factor</th> <th></th> </tr> <tr> <th>MHz</th> <th>dBuV/m</th> <th>dBuV/m</th> <th>dB</th> <th>dBuV</th> <th>dB/m</th> <th>dB</th> <th>cm</th> <th>deg</th> </tr> </thead> <tbody> <tr> <td>1</td> <td>5680.00</td> <td>104.34</td> <td>-----</td> <td>-----</td> <td>89.96</td> <td>35.05</td> <td>11.68</td> <td>32.35</td> <td>163</td> <td>351</td> <td>PEAK</td> </tr> </tbody> </table>	Limit	Read	Ant	Cable	Preamp	APos	TPos	Remark	Freq	Level	Line	Level	Factor	Loss	Factor		MHz	dBuV/m	dBuV/m	dB	dBuV	dB/m	dB	cm	deg	1	5680.00	104.34	-----	-----	89.96	35.05	11.68	32.35	163	351	PEAK
	Limit	Read	Ant	Cable	Preamp	APos	TPos	Remark																																																																				
Freq	Level	Line	Level	Factor	Loss	Factor																																																																						
MHz	dBuV/m	dBuV/m	dB	dBuV	dB/m	dB	cm	deg																																																																				
1	5729.27	56.67	68.30	-11.63	42.29	35.12	11.65	32.39	163	351	PEAK																																																																	
Limit	Read	Ant	Cable	Preamp	APos	TPos	Remark																																																																					
Freq	Level	Line	Level	Factor	Loss	Factor																																																																						
MHz	dBuV/m	dBuV/m	dB	dBuV	dB/m	dB	cm	deg																																																																				
1	5680.00	104.34	-----	-----	89.96	35.05	11.68	32.35	163	351	PEAK																																																																	
Avg	Blank	<table border="1"> <thead> <tr> <th>Limit</th> <th>Read</th> <th>Ant</th> <th>Cable</th> <th>Preamp</th> <th>APos</th> <th>TPos</th> <th>Remark</th> </tr> <tr> <th>Freq</th> <th>Level</th> <th>Line</th> <th>Level</th> <th>Factor</th> <th>Loss</th> <th>Factor</th> <th></th> </tr> <tr> <th>MHz</th> <th>dBuV/m</th> <th>dBuV/m</th> <th>dB</th> <th>dBuV</th> <th>dB/m</th> <th>dB</th> <th>cm</th> <th>deg</th> </tr> </thead> <tbody> <tr> <td>1</td> <td>5680.00</td> <td>97.72</td> <td>-----</td> <td>-----</td> <td>83.34</td> <td>35.05</td> <td>11.68</td> <td>32.35</td> <td>163</td> <td>351</td> <td>AVERAGE</td> </tr> </tbody> </table>	Limit	Read	Ant	Cable	Preamp	APos	TPos	Remark	Freq	Level	Line	Level	Factor	Loss	Factor		MHz	dBuV/m	dBuV/m	dB	dBuV	dB/m	dB	cm	deg	1	5680.00	97.72	-----	-----	83.34	35.05	11.68	32.35	163	351	AVERAGE																																					
Limit	Read	Ant	Cable	Preamp	APos	TPos	Remark																																																																					
Freq	Level	Line	Level	Factor	Loss	Factor																																																																						
MHz	dBuV/m	dBuV/m	dB	dBuV	dB/m	dB	cm	deg																																																																				
1	5680.00	97.72	-----	-----	83.34	35.05	11.68	32.35	163	351	AVERAGE																																																																	



Mode	38																																																													
	Band Edge																																																													
	U-NII-2C_5.47-5.725_802.11ac VHT20_CH136_5680MHz																																																													
ANT	8																																																													
Pol.	Vertical	Fundamental																																																												
Peak	 <p>Date: 2023-12-31</p> <table border="1"> <thead> <tr> <th>Limit Freq</th> <th>Limit Level</th> <th>Read Level</th> <th>Line Margin</th> <th>Ant Level</th> <th>Cable Loss</th> <th>Preamp Loss</th> <th>APos</th> <th>TPos</th> <th>Remark</th> </tr> <tr> <th>MHz</th> <th>dBuV/m</th> <th>dBuV/m</th> <th>dB</th> <th>dBuV</th> <th>dB/m</th> <th>dB</th> <th>dB</th> <th>cm</th> <th>deg</th> </tr> </thead> <tbody> <tr> <td>1 5727.74</td> <td>56.23</td> <td>68.30</td> <td>-12.07</td> <td>41.85</td> <td>35.12</td> <td>11.65</td> <td>32.39</td> <td>370</td> <td>308 PEAK</td> </tr> </tbody> </table>	Limit Freq	Limit Level	Read Level	Line Margin	Ant Level	Cable Loss	Preamp Loss	APos	TPos	Remark	MHz	dBuV/m	dBuV/m	dB	dBuV	dB/m	dB	dB	cm	deg	1 5727.74	56.23	68.30	-12.07	41.85	35.12	11.65	32.39	370	308 PEAK	 <p>Date: 2023-12-31</p> <table border="1"> <thead> <tr> <th>Limit Freq</th> <th>Limit Level</th> <th>Read Level</th> <th>Line Margin</th> <th>Ant Level</th> <th>Cable Loss</th> <th>Preamp Loss</th> <th>APos</th> <th>TPos</th> <th>Remark</th> </tr> <tr> <th>MHz</th> <th>dBuV/m</th> <th>dBuV/m</th> <th>dB</th> <th>dBuV</th> <th>dB/m</th> <th>dB</th> <th>dB</th> <th>cm</th> <th>deg</th> </tr> </thead> <tbody> <tr> <td>1 5680.00</td> <td>103.54</td> <td>-----</td> <td>-----</td> <td>89.16</td> <td>35.05</td> <td>11.68</td> <td>32.35</td> <td>370</td> <td>308 PEAK</td> </tr> </tbody> </table>	Limit Freq	Limit Level	Read Level	Line Margin	Ant Level	Cable Loss	Preamp Loss	APos	TPos	Remark	MHz	dBuV/m	dBuV/m	dB	dBuV	dB/m	dB	dB	cm	deg	1 5680.00	103.54	-----	-----	89.16	35.05	11.68	32.35	370	308 PEAK
	Limit Freq	Limit Level	Read Level	Line Margin	Ant Level	Cable Loss	Preamp Loss	APos	TPos	Remark																																																				
MHz	dBuV/m	dBuV/m	dB	dBuV	dB/m	dB	dB	cm	deg																																																					
1 5727.74	56.23	68.30	-12.07	41.85	35.12	11.65	32.39	370	308 PEAK																																																					
Limit Freq	Limit Level	Read Level	Line Margin	Ant Level	Cable Loss	Preamp Loss	APos	TPos	Remark																																																					
MHz	dBuV/m	dBuV/m	dB	dBuV	dB/m	dB	dB	cm	deg																																																					
1 5680.00	103.54	-----	-----	89.16	35.05	11.68	32.35	370	308 PEAK																																																					
Avg	Blank	 <p>Date: 2023-12-31</p> <table border="1"> <thead> <tr> <th>Limit Freq</th> <th>Limit Level</th> <th>Read Level</th> <th>Line Margin</th> <th>Ant Level</th> <th>Cable Loss</th> <th>Preamp Loss</th> <th>APos</th> <th>TPos</th> <th>Remark</th> </tr> <tr> <th>MHz</th> <th>dBuV/m</th> <th>dBuV/m</th> <th>dB</th> <th>dBuV</th> <th>dB/m</th> <th>dB</th> <th>dB</th> <th>cm</th> <th>deg</th> </tr> </thead> <tbody> <tr> <td>1 5680.00</td> <td>96.58</td> <td>-----</td> <td>-----</td> <td>82.20</td> <td>35.05</td> <td>11.68</td> <td>32.35</td> <td>370</td> <td>308 AVERAGE</td> </tr> </tbody> </table>	Limit Freq	Limit Level	Read Level	Line Margin	Ant Level	Cable Loss	Preamp Loss	APos	TPos	Remark	MHz	dBuV/m	dBuV/m	dB	dBuV	dB/m	dB	dB	cm	deg	1 5680.00	96.58	-----	-----	82.20	35.05	11.68	32.35	370	308 AVERAGE																														
Limit Freq	Limit Level	Read Level	Line Margin	Ant Level	Cable Loss	Preamp Loss	APos	TPos	Remark																																																					
MHz	dBuV/m	dBuV/m	dB	dBuV	dB/m	dB	dB	cm	deg																																																					
1 5680.00	96.58	-----	-----	82.20	35.05	11.68	32.35	370	308 AVERAGE																																																					



Mode	39																																																																																							
	Band Edge - L																																																																																							
	U-NII-2C_5.47-5.725_802.11ac VHT40_CH110_5550MHz																																																																																							
ANT	8																																																																																							
Pol.	Horizontal	Fundamental																																																																																						
Peak	<table border="1"> <thead> <tr> <th>Limit</th> <th>Read</th> <th>Ant</th> <th>Cable</th> <th>Preamp</th> <th>APos</th> <th>TPos</th> <th>Remark</th> </tr> <tr> <th>Freq</th> <th>Level</th> <th>Line Margin</th> <th>Level Factor</th> <th>Loss Factor</th> <th></th> <th></th> <th></th> </tr> <tr> <th>MHz</th> <th>dBuV/m</th> <th>dBuV/m</th> <th>dB</th> <th>dBuV</th> <th>dB/m</th> <th>dB</th> <th>cm</th> <th>deg</th> </tr> </thead> <tbody> <tr> <td>1</td> <td>5403.10</td> <td>52.21</td> <td>74.00</td> <td>-21.79</td> <td>38.58</td> <td>34.82</td> <td>10.90</td> <td>32.09</td> <td>193</td> <td>0</td> <td>PEAK</td> </tr> <tr> <td>2</td> <td>5466.92</td> <td>52.24</td> <td>68.30</td> <td>-16.06</td> <td>38.45</td> <td>34.81</td> <td>11.15</td> <td>32.17</td> <td>193</td> <td>0</td> <td>PEAK</td> </tr> </tbody> </table>	Limit	Read	Ant	Cable	Preamp	APos	TPos	Remark	Freq	Level	Line Margin	Level Factor	Loss Factor				MHz	dBuV/m	dBuV/m	dB	dBuV	dB/m	dB	cm	deg	1	5403.10	52.21	74.00	-21.79	38.58	34.82	10.90	32.09	193	0	PEAK	2	5466.92	52.24	68.30	-16.06	38.45	34.81	11.15	32.17	193	0	PEAK	<table border="1"> <thead> <tr> <th>Limit</th> <th>Read</th> <th>Ant</th> <th>Cable</th> <th>Preamp</th> <th>APos</th> <th>TPos</th> <th>Remark</th> </tr> <tr> <th>Freq</th> <th>Level</th> <th>Line Margin</th> <th>Level Factor</th> <th>Loss Factor</th> <th></th> <th></th> <th></th> </tr> <tr> <th>MHz</th> <th>dBuV/m</th> <th>dBuV/m</th> <th>dB</th> <th>dBuV</th> <th>dB/m</th> <th>dB</th> <th>cm</th> <th>deg</th> </tr> </thead> <tbody> <tr> <td>1</td> <td>5550.00</td> <td>101.24</td> <td>-----</td> <td>-----</td> <td>87.13</td> <td>34.87</td> <td>11.49</td> <td>32.25</td> <td>193</td> <td>0</td> <td>Peak</td> </tr> </tbody> </table>	Limit	Read	Ant	Cable	Preamp	APos	TPos	Remark	Freq	Level	Line Margin	Level Factor	Loss Factor				MHz	dBuV/m	dBuV/m	dB	dBuV	dB/m	dB	cm	deg	1	5550.00	101.24	-----	-----	87.13	34.87	11.49	32.25	193	0	Peak
	Limit	Read	Ant	Cable	Preamp	APos	TPos	Remark																																																																																
Freq	Level	Line Margin	Level Factor	Loss Factor																																																																																				
MHz	dBuV/m	dBuV/m	dB	dBuV	dB/m	dB	cm	deg																																																																																
1	5403.10	52.21	74.00	-21.79	38.58	34.82	10.90	32.09	193	0	PEAK																																																																													
2	5466.92	52.24	68.30	-16.06	38.45	34.81	11.15	32.17	193	0	PEAK																																																																													
Limit	Read	Ant	Cable	Preamp	APos	TPos	Remark																																																																																	
Freq	Level	Line Margin	Level Factor	Loss Factor																																																																																				
MHz	dBuV/m	dBuV/m	dB	dBuV	dB/m	dB	cm	deg																																																																																
1	5550.00	101.24	-----	-----	87.13	34.87	11.49	32.25	193	0	Peak																																																																													
Avg	<table border="1"> <thead> <tr> <th>Limit</th> <th>Read</th> <th>Ant</th> <th>Cable</th> <th>Preamp</th> <th>APos</th> <th>TPos</th> <th>Remark</th> </tr> <tr> <th>Freq</th> <th>Level</th> <th>Line Margin</th> <th>Level Factor</th> <th>Loss Factor</th> <th></th> <th></th> <th></th> </tr> <tr> <th>MHz</th> <th>dBuV/m</th> <th>dBuV/m</th> <th>dB</th> <th>dBuV</th> <th>dB/m</th> <th>dB</th> <th>cm</th> <th>deg</th> </tr> </thead> <tbody> <tr> <td>1</td> <td>5457.30</td> <td>43.09</td> <td>54.00</td> <td>-10.91</td> <td>29.33</td> <td>34.81</td> <td>11.11</td> <td>32.16</td> <td>193</td> <td>0</td> <td>AVERAGE</td> </tr> </tbody> </table>	Limit	Read	Ant	Cable	Preamp	APos	TPos	Remark	Freq	Level	Line Margin	Level Factor	Loss Factor				MHz	dBuV/m	dBuV/m	dB	dBuV	dB/m	dB	cm	deg	1	5457.30	43.09	54.00	-10.91	29.33	34.81	11.11	32.16	193	0	AVERAGE	<table border="1"> <thead> <tr> <th>Limit</th> <th>Read</th> <th>Ant</th> <th>Cable</th> <th>Preamp</th> <th>APos</th> <th>TPos</th> <th>Remark</th> </tr> <tr> <th>Freq</th> <th>Level</th> <th>Line Margin</th> <th>Level Factor</th> <th>Loss Factor</th> <th></th> <th></th> <th></th> </tr> <tr> <th>MHz</th> <th>dBuV/m</th> <th>dBuV/m</th> <th>dB</th> <th>dBuV</th> <th>dB/m</th> <th>dB</th> <th>cm</th> <th>deg</th> </tr> </thead> <tbody> <tr> <td>1</td> <td>5550.00</td> <td>93.00</td> <td>-----</td> <td>-----</td> <td>78.91</td> <td>34.86</td> <td>11.47</td> <td>32.24</td> <td>193</td> <td>0</td> <td>Average</td> </tr> </tbody> </table>	Limit	Read	Ant	Cable	Preamp	APos	TPos	Remark	Freq	Level	Line Margin	Level Factor	Loss Factor				MHz	dBuV/m	dBuV/m	dB	dBuV	dB/m	dB	cm	deg	1	5550.00	93.00	-----	-----	78.91	34.86	11.47	32.24	193	0	Average												
Limit	Read	Ant	Cable	Preamp	APos	TPos	Remark																																																																																	
Freq	Level	Line Margin	Level Factor	Loss Factor																																																																																				
MHz	dBuV/m	dBuV/m	dB	dBuV	dB/m	dB	cm	deg																																																																																
1	5457.30	43.09	54.00	-10.91	29.33	34.81	11.11	32.16	193	0	AVERAGE																																																																													
Limit	Read	Ant	Cable	Preamp	APos	TPos	Remark																																																																																	
Freq	Level	Line Margin	Level Factor	Loss Factor																																																																																				
MHz	dBuV/m	dBuV/m	dB	dBuV	dB/m	dB	cm	deg																																																																																
1	5550.00	93.00	-----	-----	78.91	34.86	11.47	32.24	193	0	Average																																																																													



Mode	39																																					
	Band Edge - R																																					
	U-NII-2C_5.47-5.725_802.11ac VHT40_CH110_5550MHz																																					
ANT	8																																					
Pol.	Horizontal	Fundamental																																				
Peak	<p>Date: 2023-12-31</p> <table border="1"> <thead> <tr> <th>Limit</th> <th>Read</th> <th>Ant</th> <th>Cable</th> <th>Preamp</th> <th>APos</th> <th>TPos</th> <th>Remark</th> </tr> <tr> <th>Freq</th> <th>Level</th> <th>Line</th> <th>Margin</th> <th>Level</th> <th>Factor</th> <th>Loss</th> <th>Factor</th> </tr> <tr> <th>MHz</th> <th>dBuV/m</th> <th>dBuV/m</th> <th>dB</th> <th>dBuV</th> <th>dB/m</th> <th>dB</th> <th>dB</th> </tr> </thead> <tbody> <tr> <td>1</td> <td>5726.00</td> <td>53.03</td> <td>68.30</td> <td>-15.27</td> <td>38.65</td> <td>35.12</td> <td>11.65</td> <td>32.39</td> <td>193</td> <td>0</td> <td>PEAK</td> </tr> </tbody> </table>	Limit	Read	Ant	Cable	Preamp	APos	TPos	Remark	Freq	Level	Line	Margin	Level	Factor	Loss	Factor	MHz	dBuV/m	dBuV/m	dB	dBuV	dB/m	dB	dB	1	5726.00	53.03	68.30	-15.27	38.65	35.12	11.65	32.39	193	0	PEAK	Blank
Limit	Read	Ant	Cable	Preamp	APos	TPos	Remark																															
Freq	Level	Line	Margin	Level	Factor	Loss	Factor																															
MHz	dBuV/m	dBuV/m	dB	dBuV	dB/m	dB	dB																															
1	5726.00	53.03	68.30	-15.27	38.65	35.12	11.65	32.39	193	0	PEAK																											



Mode	39																																																																																							
	Band Edge - L																																																																																							
	U-NII-2C_5.47-5.725_802.11ac VHT40_CH110_5550MHz																																																																																							
ANT	8																																																																																							
Pol.	Vertical	Fundamental																																																																																						
Peak	<table border="1"> <thead> <tr> <th>Limit</th> <th>Read</th> <th>Ant</th> <th>Cable</th> <th>Preamp</th> <th>APos</th> <th>TPos</th> <th>Remark</th> </tr> <tr> <th>Freq</th> <th>Level</th> <th>Line Margin</th> <th>Level Factor</th> <th>Loss Factor</th> <th></th> <th></th> <th></th> </tr> <tr> <th>MHz</th> <th>dBuV/m</th> <th>dBuV/m</th> <th>dB</th> <th>dBuV</th> <th>dB/m</th> <th>dB</th> <th>cm</th> <th>deg</th> </tr> </thead> <tbody> <tr> <td>1</td> <td>5459.50</td> <td>52.65</td> <td>74.00</td> <td>-21.35</td> <td>38.88</td> <td>34.81</td> <td>11.12</td> <td>32.16</td> <td>313</td> <td>327</td> <td>PEAK</td> </tr> <tr> <td>2</td> <td>5464.52</td> <td>53.50</td> <td>68.30</td> <td>-14.80</td> <td>39.72</td> <td>34.81</td> <td>11.14</td> <td>32.17</td> <td>313</td> <td>327</td> <td>PEAK</td> </tr> </tbody> </table>	Limit	Read	Ant	Cable	Preamp	APos	TPos	Remark	Freq	Level	Line Margin	Level Factor	Loss Factor				MHz	dBuV/m	dBuV/m	dB	dBuV	dB/m	dB	cm	deg	1	5459.50	52.65	74.00	-21.35	38.88	34.81	11.12	32.16	313	327	PEAK	2	5464.52	53.50	68.30	-14.80	39.72	34.81	11.14	32.17	313	327	PEAK	<table border="1"> <thead> <tr> <th>Limit</th> <th>Read</th> <th>Ant</th> <th>Cable</th> <th>Preamp</th> <th>APos</th> <th>TPos</th> <th>Remark</th> </tr> <tr> <th>Freq</th> <th>Level</th> <th>Line Margin</th> <th>Level Factor</th> <th>Loss Factor</th> <th></th> <th></th> <th></th> </tr> <tr> <th>MHz</th> <th>dBuV/m</th> <th>dBuV/m</th> <th>dB</th> <th>dBuV</th> <th>dB/m</th> <th>dB</th> <th>cm</th> <th>deg</th> </tr> </thead> <tbody> <tr> <td>1</td> <td>5550.00</td> <td>100.21</td> <td>-----</td> <td>-----</td> <td>86.09</td> <td>34.87</td> <td>11.50</td> <td>32.25</td> <td>313</td> <td>327</td> <td>PEAK</td> </tr> </tbody> </table>	Limit	Read	Ant	Cable	Preamp	APos	TPos	Remark	Freq	Level	Line Margin	Level Factor	Loss Factor				MHz	dBuV/m	dBuV/m	dB	dBuV	dB/m	dB	cm	deg	1	5550.00	100.21	-----	-----	86.09	34.87	11.50	32.25	313	327	PEAK
	Limit	Read	Ant	Cable	Preamp	APos	TPos	Remark																																																																																
Freq	Level	Line Margin	Level Factor	Loss Factor																																																																																				
MHz	dBuV/m	dBuV/m	dB	dBuV	dB/m	dB	cm	deg																																																																																
1	5459.50	52.65	74.00	-21.35	38.88	34.81	11.12	32.16	313	327	PEAK																																																																													
2	5464.52	53.50	68.30	-14.80	39.72	34.81	11.14	32.17	313	327	PEAK																																																																													
Limit	Read	Ant	Cable	Preamp	APos	TPos	Remark																																																																																	
Freq	Level	Line Margin	Level Factor	Loss Factor																																																																																				
MHz	dBuV/m	dBuV/m	dB	dBuV	dB/m	dB	cm	deg																																																																																
1	5550.00	100.21	-----	-----	86.09	34.87	11.50	32.25	313	327	PEAK																																																																													
Avg	<table border="1"> <thead> <tr> <th>Limit</th> <th>Read</th> <th>Ant</th> <th>Cable</th> <th>Preamp</th> <th>APos</th> <th>TPos</th> <th>Remark</th> </tr> <tr> <th>Freq</th> <th>Level</th> <th>Line Margin</th> <th>Level Factor</th> <th>Loss Factor</th> <th></th> <th></th> <th></th> </tr> <tr> <th>MHz</th> <th>dBuV/m</th> <th>dBuV/m</th> <th>dB</th> <th>dBuV</th> <th>dB/m</th> <th>dB</th> <th>cm</th> <th>deg</th> </tr> </thead> <tbody> <tr> <td>1</td> <td>5459.30</td> <td>43.50</td> <td>54.00</td> <td>-10.50</td> <td>29.73</td> <td>34.81</td> <td>11.12</td> <td>32.16</td> <td>313</td> <td>327</td> <td>AVERAGE</td> </tr> </tbody> </table>	Limit	Read	Ant	Cable	Preamp	APos	TPos	Remark	Freq	Level	Line Margin	Level Factor	Loss Factor				MHz	dBuV/m	dBuV/m	dB	dBuV	dB/m	dB	cm	deg	1	5459.30	43.50	54.00	-10.50	29.73	34.81	11.12	32.16	313	327	AVERAGE	<table border="1"> <thead> <tr> <th>Limit</th> <th>Read</th> <th>Ant</th> <th>Cable</th> <th>Preamp</th> <th>APos</th> <th>TPos</th> <th>Remark</th> </tr> <tr> <th>Freq</th> <th>Level</th> <th>Line Margin</th> <th>Level Factor</th> <th>Loss Factor</th> <th></th> <th></th> <th></th> </tr> <tr> <th>MHz</th> <th>dBuV/m</th> <th>dBuV/m</th> <th>dB</th> <th>dBuV</th> <th>dB/m</th> <th>dB</th> <th>cm</th> <th>deg</th> </tr> </thead> <tbody> <tr> <td>1</td> <td>5550.00</td> <td>93.96</td> <td>-----</td> <td>-----</td> <td>79.84</td> <td>34.87</td> <td>11.50</td> <td>32.25</td> <td>313</td> <td>327</td> <td>AVERAGE</td> </tr> </tbody> </table>	Limit	Read	Ant	Cable	Preamp	APos	TPos	Remark	Freq	Level	Line Margin	Level Factor	Loss Factor				MHz	dBuV/m	dBuV/m	dB	dBuV	dB/m	dB	cm	deg	1	5550.00	93.96	-----	-----	79.84	34.87	11.50	32.25	313	327	AVERAGE												
Limit	Read	Ant	Cable	Preamp	APos	TPos	Remark																																																																																	
Freq	Level	Line Margin	Level Factor	Loss Factor																																																																																				
MHz	dBuV/m	dBuV/m	dB	dBuV	dB/m	dB	cm	deg																																																																																
1	5459.30	43.50	54.00	-10.50	29.73	34.81	11.12	32.16	313	327	AVERAGE																																																																													
Limit	Read	Ant	Cable	Preamp	APos	TPos	Remark																																																																																	
Freq	Level	Line Margin	Level Factor	Loss Factor																																																																																				
MHz	dBuV/m	dBuV/m	dB	dBuV	dB/m	dB	cm	deg																																																																																
1	5550.00	93.96	-----	-----	79.84	34.87	11.50	32.25	313	327	AVERAGE																																																																													



Mode	39																																																	
	Band Edge - R																																																	
	U-NII-2C_5.47-5.725_802.11ac VHT40_CH110_5550MHz																																																	
ANT	8																																																	
Pol.	Vertical	Fundamental																																																
Peak	<p>Date: 2023-12-31</p> <table border="1"> <thead> <tr> <th>Limit</th> <th>Read</th> <th>Ant</th> <th>Cable</th> <th>Preamp</th> <th>APos</th> <th>TPos</th> <th>Remark</th> </tr> <tr> <th>Freq</th> <th>Level</th> <th>Line</th> <th>Margin</th> <th>Level</th> <th>Factor</th> <th>Loss</th> <th>Factor</th> </tr> <tr> <th>MHz</th> <th>dBuV/m</th> <th>dBuV/m</th> <th>dB</th> <th>dBuV</th> <th>dB/m</th> <th>dB</th> <th>dB</th> </tr> </thead> <tbody> <tr> <td>1 5731.16</td> <td>52.85</td> <td>68.30</td> <td>-15.45</td> <td>38.47</td> <td>35.12</td> <td>11.65</td> <td>32.39</td> </tr> <tr> <td></td> <td></td> <td></td> <td></td> <td></td> <td></td> <td>cm</td> <td>deg</td> </tr> <tr> <td></td> <td></td> <td></td> <td></td> <td></td> <td></td> <td></td> <td>313 327 PEAK</td> </tr> </tbody> </table>	Limit	Read	Ant	Cable	Preamp	APos	TPos	Remark	Freq	Level	Line	Margin	Level	Factor	Loss	Factor	MHz	dBuV/m	dBuV/m	dB	dBuV	dB/m	dB	dB	1 5731.16	52.85	68.30	-15.45	38.47	35.12	11.65	32.39							cm	deg								313 327 PEAK	Blank
Limit	Read	Ant	Cable	Preamp	APos	TPos	Remark																																											
Freq	Level	Line	Margin	Level	Factor	Loss	Factor																																											
MHz	dBuV/m	dBuV/m	dB	dBuV	dB/m	dB	dB																																											
1 5731.16	52.85	68.30	-15.45	38.47	35.12	11.65	32.39																																											
						cm	deg																																											
							313 327 PEAK																																											



Mode	40																																																																																																																																																																																													
	LF																																																																																																																																																																																													
	U-NII-2C_5.47-5.725_802.11ac VHT40_CH134_5670MHz																																																																																																																																																																																													
ANT	8																																																																																																																																																																																													
Pol.	Horizontal	Vertical																																																																																																																																																																																												
QP/ Peak	<table border="1"> <thead> <tr> <th></th> <th>Limit</th> <th>Read</th> <th>Ant</th> <th>Cable</th> <th>Preamp</th> <th>APos</th> <th>TPos</th> <th></th> </tr> <tr> <th>Freq</th> <th>Level</th> <th>Line Margin</th> <th>Level</th> <th>Factor</th> <th>Loss Factor</th> <th></th> <th></th> <th>Remark</th> </tr> <tr> <th>MHz</th> <th>dBuV/m</th> <th>dBuV/m</th> <th>dB</th> <th>dBuV</th> <th>dB/m</th> <th>dB</th> <th>dB</th> <th>cm</th> <th>deg</th> </tr> </thead> <tbody> <tr> <td>1</td> <td>46.49</td> <td>19.21</td> <td>40.00</td> <td>-20.79</td> <td>33.24</td> <td>15.77</td> <td>1.40</td> <td>31.20</td> <td>--</td> <td>Peak</td> </tr> <tr> <td>2</td> <td>157.07</td> <td>18.55</td> <td>43.50</td> <td>-24.95</td> <td>31.03</td> <td>16.36</td> <td>2.23</td> <td>31.07</td> <td>--</td> <td>Peak</td> </tr> <tr> <td>3</td> <td>241.46</td> <td>23.92</td> <td>46.00</td> <td>-22.08</td> <td>34.56</td> <td>17.80</td> <td>2.46</td> <td>30.90</td> <td>--</td> <td>Peak</td> </tr> <tr> <td>4</td> <td>313.24</td> <td>26.29</td> <td>46.00</td> <td>-19.71</td> <td>34.69</td> <td>19.70</td> <td>2.77</td> <td>30.87</td> <td>--</td> <td>Peak</td> </tr> <tr> <td>5</td> <td>826.37</td> <td>29.64</td> <td>46.00</td> <td>-16.36</td> <td>30.08</td> <td>26.31</td> <td>4.32</td> <td>31.07</td> <td>--</td> <td>Peak</td> </tr> <tr> <td>6</td> <td>944.71</td> <td>31.56</td> <td>46.00</td> <td>-14.44</td> <td>30.86</td> <td>27.07</td> <td>4.63</td> <td>31.00</td> <td>--</td> <td>Peak</td> </tr> </tbody> </table>		Limit	Read	Ant	Cable	Preamp	APos	TPos		Freq	Level	Line Margin	Level	Factor	Loss Factor			Remark	MHz	dBuV/m	dBuV/m	dB	dBuV	dB/m	dB	dB	cm	deg	1	46.49	19.21	40.00	-20.79	33.24	15.77	1.40	31.20	--	Peak	2	157.07	18.55	43.50	-24.95	31.03	16.36	2.23	31.07	--	Peak	3	241.46	23.92	46.00	-22.08	34.56	17.80	2.46	30.90	--	Peak	4	313.24	26.29	46.00	-19.71	34.69	19.70	2.77	30.87	--	Peak	5	826.37	29.64	46.00	-16.36	30.08	26.31	4.32	31.07	--	Peak	6	944.71	31.56	46.00	-14.44	30.86	27.07	4.63	31.00	--	Peak	<table border="1"> <thead> <tr> <th></th> <th>Limit</th> <th>Read</th> <th>Ant</th> <th>Cable</th> <th>Preamp</th> <th>APos</th> <th>TPos</th> <th></th> </tr> <tr> <th>Freq</th> <th>Level</th> <th>Line Margin</th> <th>Level</th> <th>Factor</th> <th>Loss Factor</th> <th></th> <th></th> <th>Remark</th> </tr> <tr> <th>MHz</th> <th>dBuV/m</th> <th>dBuV/m</th> <th>dB</th> <th>dBuV</th> <th>dB/m</th> <th>dB</th> <th>dB</th> <th>cm</th> <th>deg</th> </tr> </thead> <tbody> <tr> <td>1</td> <td>34.85</td> <td>32.74</td> <td>40.00</td> <td>-7.26</td> <td>40.37</td> <td>22.30</td> <td>1.27</td> <td>31.20</td> <td>--</td> <td>Peak</td> </tr> <tr> <td>2</td> <td>164.83</td> <td>20.60</td> <td>43.50</td> <td>-22.90</td> <td>33.32</td> <td>16.05</td> <td>2.27</td> <td>31.04</td> <td>--</td> <td>Peak</td> </tr> <tr> <td>3</td> <td>217.21</td> <td>21.86</td> <td>46.00</td> <td>-24.14</td> <td>35.05</td> <td>15.36</td> <td>2.35</td> <td>30.90</td> <td>--</td> <td>Peak</td> </tr> <tr> <td>4</td> <td>431.58</td> <td>22.92</td> <td>46.00</td> <td>-23.08</td> <td>27.79</td> <td>22.60</td> <td>3.23</td> <td>30.70</td> <td>--</td> <td>Peak</td> </tr> <tr> <td>5</td> <td>676.02</td> <td>27.62</td> <td>46.00</td> <td>-18.38</td> <td>29.34</td> <td>25.20</td> <td>3.93</td> <td>30.85</td> <td>--</td> <td>Peak</td> </tr> <tr> <td>6</td> <td>844.80</td> <td>29.65</td> <td>46.00</td> <td>-16.35</td> <td>29.87</td> <td>26.46</td> <td>4.38</td> <td>31.06</td> <td>--</td> <td>Peak</td> </tr> </tbody> </table>		Limit	Read	Ant	Cable	Preamp	APos	TPos		Freq	Level	Line Margin	Level	Factor	Loss Factor			Remark	MHz	dBuV/m	dBuV/m	dB	dBuV	dB/m	dB	dB	cm	deg	1	34.85	32.74	40.00	-7.26	40.37	22.30	1.27	31.20	--	Peak	2	164.83	20.60	43.50	-22.90	33.32	16.05	2.27	31.04	--	Peak	3	217.21	21.86	46.00	-24.14	35.05	15.36	2.35	30.90	--	Peak	4	431.58	22.92	46.00	-23.08	27.79	22.60	3.23	30.70	--	Peak	5	676.02	27.62	46.00	-18.38	29.34	25.20	3.93	30.85	--	Peak	6	844.80	29.65	46.00	-16.35	29.87	26.46	4.38	31.06	--	Peak
	Limit	Read	Ant	Cable	Preamp	APos	TPos																																																																																																																																																																																							
Freq	Level	Line Margin	Level	Factor	Loss Factor			Remark																																																																																																																																																																																						
MHz	dBuV/m	dBuV/m	dB	dBuV	dB/m	dB	dB	cm	deg																																																																																																																																																																																					
1	46.49	19.21	40.00	-20.79	33.24	15.77	1.40	31.20	--	Peak																																																																																																																																																																																				
2	157.07	18.55	43.50	-24.95	31.03	16.36	2.23	31.07	--	Peak																																																																																																																																																																																				
3	241.46	23.92	46.00	-22.08	34.56	17.80	2.46	30.90	--	Peak																																																																																																																																																																																				
4	313.24	26.29	46.00	-19.71	34.69	19.70	2.77	30.87	--	Peak																																																																																																																																																																																				
5	826.37	29.64	46.00	-16.36	30.08	26.31	4.32	31.07	--	Peak																																																																																																																																																																																				
6	944.71	31.56	46.00	-14.44	30.86	27.07	4.63	31.00	--	Peak																																																																																																																																																																																				
	Limit	Read	Ant	Cable	Preamp	APos	TPos																																																																																																																																																																																							
Freq	Level	Line Margin	Level	Factor	Loss Factor			Remark																																																																																																																																																																																						
MHz	dBuV/m	dBuV/m	dB	dBuV	dB/m	dB	dB	cm	deg																																																																																																																																																																																					
1	34.85	32.74	40.00	-7.26	40.37	22.30	1.27	31.20	--	Peak																																																																																																																																																																																				
2	164.83	20.60	43.50	-22.90	33.32	16.05	2.27	31.04	--	Peak																																																																																																																																																																																				
3	217.21	21.86	46.00	-24.14	35.05	15.36	2.35	30.90	--	Peak																																																																																																																																																																																				
4	431.58	22.92	46.00	-23.08	27.79	22.60	3.23	30.70	--	Peak																																																																																																																																																																																				
5	676.02	27.62	46.00	-18.38	29.34	25.20	3.93	30.85	--	Peak																																																																																																																																																																																				
6	844.80	29.65	46.00	-16.35	29.87	26.46	4.38	31.06	--	Peak																																																																																																																																																																																				



Mode	41																																																																																																																																																																									
	LF																																																																																																																																																																									
	U-NII-3_5.725-5.85_802.11ac VHT80_CH155_5775MHz																																																																																																																																																																									
ANT	8																																																																																																																																																																									
Pol.	Horizontal	Vertical																																																																																																																																																																								
QP/ Peak	<table border="1"> <thead> <tr> <th>Peak</th> <th>Freq (MHz)</th> <th>Level (dBuV/m)</th> <th>Limit (dBuV/m)</th> <th>Line Margin (dB)</th> <th>Read Level (dBuV)</th> <th>Ant Factor (dB/m)</th> <th>Cable Loss (dB)</th> <th>Preamp Loss (dB)</th> <th>APos (cm)</th> <th>TPos (deg)</th> <th>Remark</th> </tr> </thead> <tbody> <tr><td>1</td><td>36.79</td><td>18.04</td><td>40.00</td><td>-21.96</td><td>26.89</td><td>21.06</td><td>1.29</td><td>31.20</td><td>--</td><td>--</td><td>Peak</td></tr> <tr><td>2</td><td>241.46</td><td>25.74</td><td>46.00</td><td>-20.26</td><td>36.38</td><td>17.80</td><td>2.46</td><td>30.90</td><td>--</td><td>--</td><td>Peak</td></tr> <tr><td>3</td><td>288.99</td><td>26.65</td><td>46.00</td><td>-19.35</td><td>35.59</td><td>19.29</td><td>2.67</td><td>30.90</td><td>--</td><td>--</td><td>Peak</td></tr> <tr><td>4</td><td>337.49</td><td>25.65</td><td>46.00</td><td>-20.35</td><td>33.39</td><td>20.23</td><td>2.86</td><td>30.83</td><td>--</td><td>--</td><td>Peak</td></tr> <tr><td>5</td><td>614.91</td><td>27.02</td><td>46.00</td><td>-18.98</td><td>29.22</td><td>24.99</td><td>3.78</td><td>30.97</td><td>--</td><td>--</td><td>Peak</td></tr> <tr><td>6</td><td>855.47</td><td>29.73</td><td>46.00</td><td>-16.27</td><td>29.84</td><td>26.53</td><td>4.40</td><td>31.04</td><td>--</td><td>--</td><td>Peak</td></tr> </tbody> </table>	Peak	Freq (MHz)	Level (dBuV/m)	Limit (dBuV/m)	Line Margin (dB)	Read Level (dBuV)	Ant Factor (dB/m)	Cable Loss (dB)	Preamp Loss (dB)	APos (cm)	TPos (deg)	Remark	1	36.79	18.04	40.00	-21.96	26.89	21.06	1.29	31.20	--	--	Peak	2	241.46	25.74	46.00	-20.26	36.38	17.80	2.46	30.90	--	--	Peak	3	288.99	26.65	46.00	-19.35	35.59	19.29	2.67	30.90	--	--	Peak	4	337.49	25.65	46.00	-20.35	33.39	20.23	2.86	30.83	--	--	Peak	5	614.91	27.02	46.00	-18.98	29.22	24.99	3.78	30.97	--	--	Peak	6	855.47	29.73	46.00	-16.27	29.84	26.53	4.40	31.04	--	--	Peak	<table border="1"> <thead> <tr> <th>Peak</th> <th>Freq (MHz)</th> <th>Level (dBuV/m)</th> <th>Limit (dBuV/m)</th> <th>Line Margin (dB)</th> <th>Read Level (dBuV)</th> <th>Ant Factor (dB/m)</th> <th>Cable Loss (dB)</th> <th>Preamp Loss (dB)</th> <th>APos (cm)</th> <th>TPos (deg)</th> <th>Remark</th> </tr> </thead> <tbody> <tr><td>1</td><td>34.85</td><td>32.80</td><td>40.00</td><td>-7.20</td><td>40.43</td><td>22.30</td><td>1.27</td><td>31.20</td><td>--</td><td>--</td><td>Peak</td></tr> <tr><td>2</td><td>166.77</td><td>20.66</td><td>43.50</td><td>-22.84</td><td>33.46</td><td>15.95</td><td>2.28</td><td>31.03</td><td>--</td><td>--</td><td>Peak</td></tr> <tr><td>3</td><td>264.74</td><td>21.25</td><td>46.00</td><td>-24.75</td><td>29.79</td><td>19.80</td><td>2.56</td><td>30.90</td><td>--</td><td>--</td><td>Peak</td></tr> <tr><td>4</td><td>492.69</td><td>23.83</td><td>46.00</td><td>-22.17</td><td>27.49</td><td>23.59</td><td>3.45</td><td>30.70</td><td>--</td><td>--</td><td>Peak</td></tr> <tr><td>5</td><td>727.43</td><td>28.12</td><td>46.00</td><td>-17.88</td><td>29.31</td><td>25.58</td><td>4.11</td><td>30.88</td><td>--</td><td>--</td><td>Peak</td></tr> <tr><td>6</td><td>851.59</td><td>30.39</td><td>46.00</td><td>-15.61</td><td>30.54</td><td>26.51</td><td>4.39</td><td>31.05</td><td>--</td><td>--</td><td>Peak</td></tr> </tbody> </table>	Peak	Freq (MHz)	Level (dBuV/m)	Limit (dBuV/m)	Line Margin (dB)	Read Level (dBuV)	Ant Factor (dB/m)	Cable Loss (dB)	Preamp Loss (dB)	APos (cm)	TPos (deg)	Remark	1	34.85	32.80	40.00	-7.20	40.43	22.30	1.27	31.20	--	--	Peak	2	166.77	20.66	43.50	-22.84	33.46	15.95	2.28	31.03	--	--	Peak	3	264.74	21.25	46.00	-24.75	29.79	19.80	2.56	30.90	--	--	Peak	4	492.69	23.83	46.00	-22.17	27.49	23.59	3.45	30.70	--	--	Peak	5	727.43	28.12	46.00	-17.88	29.31	25.58	4.11	30.88	--	--	Peak	6	851.59	30.39	46.00	-15.61	30.54	26.51	4.39	31.05	--	--	Peak
	Peak	Freq (MHz)	Level (dBuV/m)	Limit (dBuV/m)	Line Margin (dB)	Read Level (dBuV)	Ant Factor (dB/m)	Cable Loss (dB)	Preamp Loss (dB)	APos (cm)	TPos (deg)	Remark																																																																																																																																																														
1	36.79	18.04	40.00	-21.96	26.89	21.06	1.29	31.20	--	--	Peak																																																																																																																																																															
2	241.46	25.74	46.00	-20.26	36.38	17.80	2.46	30.90	--	--	Peak																																																																																																																																																															
3	288.99	26.65	46.00	-19.35	35.59	19.29	2.67	30.90	--	--	Peak																																																																																																																																																															
4	337.49	25.65	46.00	-20.35	33.39	20.23	2.86	30.83	--	--	Peak																																																																																																																																																															
5	614.91	27.02	46.00	-18.98	29.22	24.99	3.78	30.97	--	--	Peak																																																																																																																																																															
6	855.47	29.73	46.00	-16.27	29.84	26.53	4.40	31.04	--	--	Peak																																																																																																																																																															
Peak	Freq (MHz)	Level (dBuV/m)	Limit (dBuV/m)	Line Margin (dB)	Read Level (dBuV)	Ant Factor (dB/m)	Cable Loss (dB)	Preamp Loss (dB)	APos (cm)	TPos (deg)	Remark																																																																																																																																																															
1	34.85	32.80	40.00	-7.20	40.43	22.30	1.27	31.20	--	--	Peak																																																																																																																																																															
2	166.77	20.66	43.50	-22.84	33.46	15.95	2.28	31.03	--	--	Peak																																																																																																																																																															
3	264.74	21.25	46.00	-24.75	29.79	19.80	2.56	30.90	--	--	Peak																																																																																																																																																															
4	492.69	23.83	46.00	-22.17	27.49	23.59	3.45	30.70	--	--	Peak																																																																																																																																																															
5	727.43	28.12	46.00	-17.88	29.31	25.58	4.11	30.88	--	--	Peak																																																																																																																																																															
6	851.59	30.39	46.00	-15.61	30.54	26.51	4.39	31.05	--	--	Peak																																																																																																																																																															

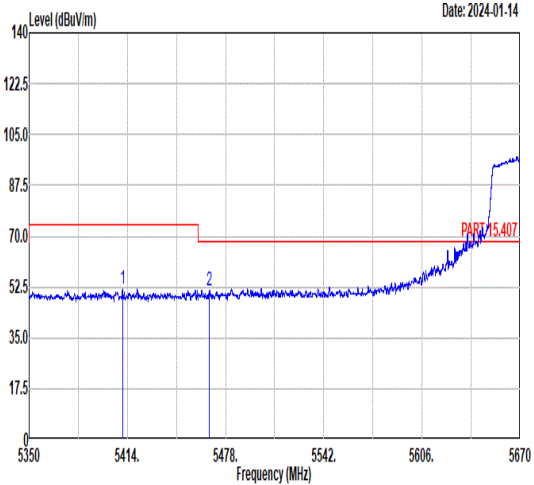
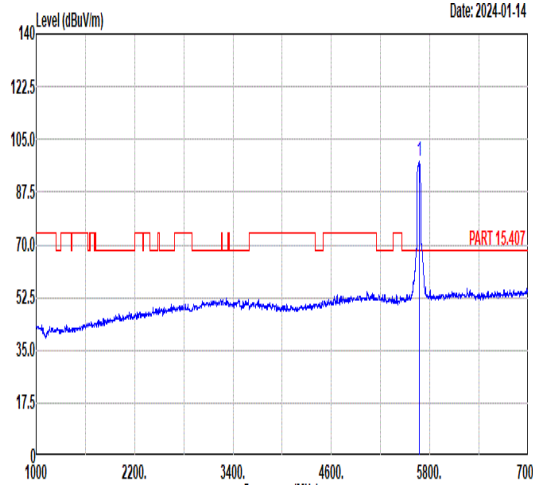
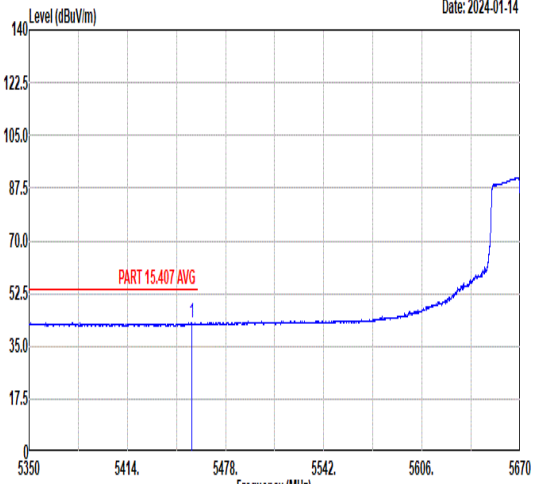
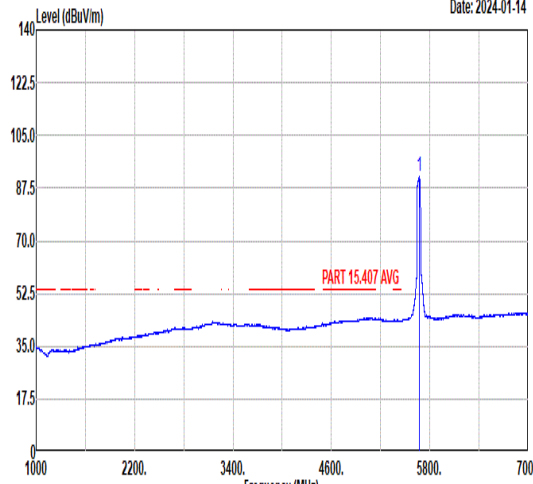


Mode	42																																																									
	Band Edge - L																																																									
	Co-olation _802.11ac VHT40_CH134_5670MHz+ LTE Band 13																																																									
ANT	8																																																									
Pol.	Horizontal	Fundamental																																																								
Peak	<table border="1"> <thead> <tr> <th>Limit Margin</th> <th>Read</th> <th>Ant</th> <th>Cable</th> <th>Preamp</th> <th>APos</th> <th>TPos</th> <th>Remark</th> </tr> <tr> <th>Freq Level Line (dB)</th> <th>Level Factor</th> <th>Loss Factor</th> <th>Loss Factor</th> <th></th> <th>cm</th> <th>deg</th> <th></th> </tr> </thead> <tbody> <tr> <td>1 5367.47 51.92 74.00 -22.08 38.21 34.83 10.93 32.05 200 0 PEAK</td> <td></td> <td></td> <td></td> <td></td> <td></td> <td></td> <td></td> </tr> <tr> <td>2 5467.92 51.08 68.30 -17.22 37.30 34.81 11.15 32.18 200 0 PEAK</td> <td></td> <td></td> <td></td> <td></td> <td></td> <td></td> <td></td> </tr> </tbody> </table>	Limit Margin	Read	Ant	Cable	Preamp	APos	TPos	Remark	Freq Level Line (dB)	Level Factor	Loss Factor	Loss Factor		cm	deg		1 5367.47 51.92 74.00 -22.08 38.21 34.83 10.93 32.05 200 0 PEAK								2 5467.92 51.08 68.30 -17.22 37.30 34.81 11.15 32.18 200 0 PEAK								<table border="1"> <thead> <tr> <th>Limit Margin</th> <th>Read</th> <th>Ant</th> <th>Cable</th> <th>Preamp</th> <th>APos</th> <th>TPos</th> <th>Remark</th> </tr> <tr> <th>Freq Level Line (dB)</th> <th>Level Factor</th> <th>Loss Factor</th> <th>Loss Factor</th> <th></th> <th>cm</th> <th>deg</th> <th></th> </tr> </thead> <tbody> <tr> <td>1 5670.00 100.10 ----- 85.72 35.04 11.68 32.34 200 0 PEAK</td> <td></td> <td></td> <td></td> <td></td> <td></td> <td></td> <td></td> </tr> </tbody> </table>	Limit Margin	Read	Ant	Cable	Preamp	APos	TPos	Remark	Freq Level Line (dB)	Level Factor	Loss Factor	Loss Factor		cm	deg		1 5670.00 100.10 ----- 85.72 35.04 11.68 32.34 200 0 PEAK							
	Limit Margin	Read	Ant	Cable	Preamp	APos	TPos	Remark																																																		
Freq Level Line (dB)	Level Factor	Loss Factor	Loss Factor		cm	deg																																																				
1 5367.47 51.92 74.00 -22.08 38.21 34.83 10.93 32.05 200 0 PEAK																																																										
2 5467.92 51.08 68.30 -17.22 37.30 34.81 11.15 32.18 200 0 PEAK																																																										
Limit Margin	Read	Ant	Cable	Preamp	APos	TPos	Remark																																																			
Freq Level Line (dB)	Level Factor	Loss Factor	Loss Factor		cm	deg																																																				
1 5670.00 100.10 ----- 85.72 35.04 11.68 32.34 200 0 PEAK																																																										
Avg	<table border="1"> <thead> <tr> <th>Limit Margin</th> <th>Read</th> <th>Ant</th> <th>Cable</th> <th>Preamp</th> <th>APos</th> <th>TPos</th> <th>Remark</th> </tr> <tr> <th>Freq Level Line (dB)</th> <th>Level Factor</th> <th>Loss Factor</th> <th>Loss Factor</th> <th></th> <th>cm</th> <th>deg</th> <th></th> </tr> </thead> <tbody> <tr> <td>1 5447.76 42.80 54.00 -11.20 29.07 34.81 11.07 32.15 200 0 AVERAGE</td> <td></td> <td></td> <td></td> <td></td> <td></td> <td></td> <td></td> </tr> </tbody> </table>	Limit Margin	Read	Ant	Cable	Preamp	APos	TPos	Remark	Freq Level Line (dB)	Level Factor	Loss Factor	Loss Factor		cm	deg		1 5447.76 42.80 54.00 -11.20 29.07 34.81 11.07 32.15 200 0 AVERAGE								<table border="1"> <thead> <tr> <th>Limit Margin</th> <th>Read</th> <th>Ant</th> <th>Cable</th> <th>Preamp</th> <th>APos</th> <th>TPos</th> <th>Remark</th> </tr> <tr> <th>Freq Level Line (dB)</th> <th>Level Factor</th> <th>Loss Factor</th> <th>Loss Factor</th> <th></th> <th>cm</th> <th>deg</th> <th></th> </tr> </thead> <tbody> <tr> <td>1 5670.00 93.61 ----- 79.24 35.03 11.68 32.34 200 0 AVERAGE</td> <td></td> <td></td> <td></td> <td></td> <td></td> <td></td> <td></td> </tr> </tbody> </table>	Limit Margin	Read	Ant	Cable	Preamp	APos	TPos	Remark	Freq Level Line (dB)	Level Factor	Loss Factor	Loss Factor		cm	deg		1 5670.00 93.61 ----- 79.24 35.03 11.68 32.34 200 0 AVERAGE															
Limit Margin	Read	Ant	Cable	Preamp	APos	TPos	Remark																																																			
Freq Level Line (dB)	Level Factor	Loss Factor	Loss Factor		cm	deg																																																				
1 5447.76 42.80 54.00 -11.20 29.07 34.81 11.07 32.15 200 0 AVERAGE																																																										
Limit Margin	Read	Ant	Cable	Preamp	APos	TPos	Remark																																																			
Freq Level Line (dB)	Level Factor	Loss Factor	Loss Factor		cm	deg																																																				
1 5670.00 93.61 ----- 79.24 35.03 11.68 32.34 200 0 AVERAGE																																																										



Mode	42																																								
	Band Edge - R																																								
	Co-colation _802.11ac VHT40_CH134_5670MHz+ LTE Band 13																																								
ANT	8																																								
Pol.	Horizontal	Fundamental																																							
Peak	<p>Date: 2024-01-14</p> <table border="1"> <thead> <tr> <th>Limit</th> <th>Margin</th> <th>Read</th> <th>Ant</th> <th>Cable</th> <th>Preamp</th> <th>APos</th> <th>TPos</th> <th>Remark</th> </tr> <tr> <th>Freq</th> <th>Level</th> <th>Line</th> <th>(dB)</th> <th>Level</th> <th>Factor</th> <th>Loss</th> <th>Factor</th> <th></th> </tr> <tr> <th>MHz</th> <th>dBuV/m</th> <th>dBuV/m</th> <th>dB</th> <th>dBuV</th> <th>dB/m</th> <th>dB</th> <th>dB</th> <th>cm</th> <th>deg</th> </tr> </thead> <tbody> <tr> <td>1</td> <td>5726.11</td> <td>58.82</td> <td>68.30</td> <td>-9.48</td> <td>44.44</td> <td>35.12</td> <td>11.65</td> <td>32.39</td> <td>200</td> <td>0 PEAK</td> </tr> </tbody> </table>	Limit	Margin	Read	Ant	Cable	Preamp	APos	TPos	Remark	Freq	Level	Line	(dB)	Level	Factor	Loss	Factor		MHz	dBuV/m	dBuV/m	dB	dBuV	dB/m	dB	dB	cm	deg	1	5726.11	58.82	68.30	-9.48	44.44	35.12	11.65	32.39	200	0 PEAK	Blank
Limit	Margin	Read	Ant	Cable	Preamp	APos	TPos	Remark																																	
Freq	Level	Line	(dB)	Level	Factor	Loss	Factor																																		
MHz	dBuV/m	dBuV/m	dB	dBuV	dB/m	dB	dB	cm	deg																																
1	5726.11	58.82	68.30	-9.48	44.44	35.12	11.65	32.39	200	0 PEAK																															



Mode	42																																																																																											
	Band Edge - L																																																																																											
	Co-colation _802.11ac_VHT40_CH134_5670MHz+ LTE Band 13																																																																																											
ANT	8																																																																																											
Pol.	Vertical	Fundamental																																																																																										
Peak	 <p>Date: 2024-01-14</p> <table border="1"> <thead> <tr> <th>Limit</th> <th>Margin</th> <th>Read</th> <th>Ant</th> <th>Cable</th> <th>Preamp</th> <th>APos</th> <th>TPos</th> <th>Remark</th> </tr> <tr> <th>Freq</th> <th>Level</th> <th>Line</th> <th>(dB)</th> <th>Level</th> <th>Factor</th> <th>Loss</th> <th>Factor</th> <th></th> </tr> <tr> <th>MHz</th> <th>dBuV/m</th> <th>dBuV/m</th> <th>dBuV</th> <th>dB/m</th> <th>dB</th> <th>dB</th> <th>cm</th> <th>deg</th> </tr> </thead> <tbody> <tr> <td>1</td> <td>5410.96</td> <td>51.63</td> <td>74.00</td> <td>-22.37</td> <td>37.99</td> <td>34.82</td> <td>10.92</td> <td>32.10</td> <td>396</td> <td>315</td> <td>PEAK</td> </tr> <tr> <td>2</td> <td>5467.47</td> <td>51.23</td> <td>68.30</td> <td>-17.07</td> <td>37.44</td> <td>34.81</td> <td>11.15</td> <td>32.17</td> <td>396</td> <td>315</td> <td>PEAK</td> </tr> </tbody> </table>	Limit	Margin	Read	Ant	Cable	Preamp	APos	TPos	Remark	Freq	Level	Line	(dB)	Level	Factor	Loss	Factor		MHz	dBuV/m	dBuV/m	dBuV	dB/m	dB	dB	cm	deg	1	5410.96	51.63	74.00	-22.37	37.99	34.82	10.92	32.10	396	315	PEAK	2	5467.47	51.23	68.30	-17.07	37.44	34.81	11.15	32.17	396	315	PEAK	 <p>Date: 2024-01-14</p> <table border="1"> <thead> <tr> <th>Limit</th> <th>Margin</th> <th>Read</th> <th>Ant</th> <th>Cable</th> <th>Preamp</th> <th>APos</th> <th>TPos</th> <th>Remark</th> </tr> <tr> <th>Freq</th> <th>Level</th> <th>Line</th> <th>(dB)</th> <th>Level</th> <th>Factor</th> <th>Loss</th> <th>Factor</th> <th></th> </tr> <tr> <th>MHz</th> <th>dBuV/m</th> <th>dBuV/m</th> <th>dBuV</th> <th>dB/m</th> <th>dB</th> <th>dB</th> <th>cm</th> <th>deg</th> </tr> </thead> <tbody> <tr> <td>1</td> <td>5670.00</td> <td>97.76</td> <td>-----</td> <td>-----</td> <td>83.38</td> <td>35.04</td> <td>11.68</td> <td>32.34</td> <td>396</td> <td>315</td> <td>PEAK</td> </tr> </tbody> </table>	Limit	Margin	Read	Ant	Cable	Preamp	APos	TPos	Remark	Freq	Level	Line	(dB)	Level	Factor	Loss	Factor		MHz	dBuV/m	dBuV/m	dBuV	dB/m	dB	dB	cm	deg	1	5670.00	97.76	-----	-----	83.38	35.04	11.68	32.34	396	315	PEAK
	Limit	Margin	Read	Ant	Cable	Preamp	APos	TPos	Remark																																																																																			
Freq	Level	Line	(dB)	Level	Factor	Loss	Factor																																																																																					
MHz	dBuV/m	dBuV/m	dBuV	dB/m	dB	dB	cm	deg																																																																																				
1	5410.96	51.63	74.00	-22.37	37.99	34.82	10.92	32.10	396	315	PEAK																																																																																	
2	5467.47	51.23	68.30	-17.07	37.44	34.81	11.15	32.17	396	315	PEAK																																																																																	
Limit	Margin	Read	Ant	Cable	Preamp	APos	TPos	Remark																																																																																				
Freq	Level	Line	(dB)	Level	Factor	Loss	Factor																																																																																					
MHz	dBuV/m	dBuV/m	dBuV	dB/m	dB	dB	cm	deg																																																																																				
1	5670.00	97.76	-----	-----	83.38	35.04	11.68	32.34	396	315	PEAK																																																																																	
Avg	 <p>Date: 2024-01-14</p> <table border="1"> <thead> <tr> <th>Limit</th> <th>Margin</th> <th>Read</th> <th>Ant</th> <th>Cable</th> <th>Preamp</th> <th>APos</th> <th>TPos</th> <th>Remark</th> </tr> <tr> <th>Freq</th> <th>Level</th> <th>Line</th> <th>(dB)</th> <th>Level</th> <th>Factor</th> <th>Loss</th> <th>Factor</th> <th></th> </tr> <tr> <th>MHz</th> <th>dBuV/m</th> <th>dBuV/m</th> <th>dBuV</th> <th>dB/m</th> <th>dB</th> <th>dB</th> <th>cm</th> <th>deg</th> </tr> </thead> <tbody> <tr> <td>1</td> <td>5455.76</td> <td>42.95</td> <td>54.00</td> <td>-11.05</td> <td>29.20</td> <td>34.81</td> <td>11.10</td> <td>32.16</td> <td>396</td> <td>315</td> <td>AVERAGE</td> </tr> </tbody> </table>	Limit	Margin	Read	Ant	Cable	Preamp	APos	TPos	Remark	Freq	Level	Line	(dB)	Level	Factor	Loss	Factor		MHz	dBuV/m	dBuV/m	dBuV	dB/m	dB	dB	cm	deg	1	5455.76	42.95	54.00	-11.05	29.20	34.81	11.10	32.16	396	315	AVERAGE	 <p>Date: 2024-01-14</p> <table border="1"> <thead> <tr> <th>Limit</th> <th>Margin</th> <th>Read</th> <th>Ant</th> <th>Cable</th> <th>Preamp</th> <th>APos</th> <th>TPos</th> <th>Remark</th> </tr> <tr> <th>Freq</th> <th>Level</th> <th>Line</th> <th>(dB)</th> <th>Level</th> <th>Factor</th> <th>Loss</th> <th>Factor</th> <th></th> </tr> <tr> <th>MHz</th> <th>dBuV/m</th> <th>dBuV/m</th> <th>dBuV</th> <th>dB/m</th> <th>dB</th> <th>dB</th> <th>cm</th> <th>deg</th> </tr> </thead> <tbody> <tr> <td>1</td> <td>5670.00</td> <td>91.17</td> <td>-----</td> <td>-----</td> <td>76.79</td> <td>35.04</td> <td>11.68</td> <td>32.34</td> <td>396</td> <td>315</td> <td>AVERAGE</td> </tr> </tbody> </table>	Limit	Margin	Read	Ant	Cable	Preamp	APos	TPos	Remark	Freq	Level	Line	(dB)	Level	Factor	Loss	Factor		MHz	dBuV/m	dBuV/m	dBuV	dB/m	dB	dB	cm	deg	1	5670.00	91.17	-----	-----	76.79	35.04	11.68	32.34	396	315	AVERAGE												
Limit	Margin	Read	Ant	Cable	Preamp	APos	TPos	Remark																																																																																				
Freq	Level	Line	(dB)	Level	Factor	Loss	Factor																																																																																					
MHz	dBuV/m	dBuV/m	dBuV	dB/m	dB	dB	cm	deg																																																																																				
1	5455.76	42.95	54.00	-11.05	29.20	34.81	11.10	32.16	396	315	AVERAGE																																																																																	
Limit	Margin	Read	Ant	Cable	Preamp	APos	TPos	Remark																																																																																				
Freq	Level	Line	(dB)	Level	Factor	Loss	Factor																																																																																					
MHz	dBuV/m	dBuV/m	dBuV	dB/m	dB	dB	cm	deg																																																																																				
1	5670.00	91.17	-----	-----	76.79	35.04	11.68	32.34	396	315	AVERAGE																																																																																	



Mode	42																																								
	Band Edge - R																																								
	Co-colation _802.11ac VHT40_CH134_5670MHz+ LTE Band 13																																								
ANT	8																																								
Pol.	Vertical	Fundamental																																							
Peak	<p>Date: 2024-01-14</p> <table border="1"> <thead> <tr> <th>Limit</th> <th>Margin</th> <th>Read</th> <th>Ant</th> <th>Cable</th> <th>Preamp</th> <th>APos</th> <th>TPos</th> <th>Remark</th> </tr> <tr> <th>Freq</th> <th>Level</th> <th>Line</th> <th>Level</th> <th>Factor</th> <th>Loss Factor</th> <th></th> <th></th> <th></th> </tr> <tr> <th>MHz</th> <th>dBuV/m</th> <th>dBuV/m</th> <th>dBuV</th> <th>dB/m</th> <th>dB</th> <th>dB</th> <th>cm</th> <th>deg</th> </tr> </thead> <tbody> <tr> <td>1</td> <td>5726.29</td> <td>61.39</td> <td>68.30</td> <td>-6.91</td> <td>47.01</td> <td>35.12</td> <td>11.65</td> <td>32.39</td> <td>396</td> <td>315</td> <td>PEAK</td> </tr> </tbody> </table>	Limit	Margin	Read	Ant	Cable	Preamp	APos	TPos	Remark	Freq	Level	Line	Level	Factor	Loss Factor				MHz	dBuV/m	dBuV/m	dBuV	dB/m	dB	dB	cm	deg	1	5726.29	61.39	68.30	-6.91	47.01	35.12	11.65	32.39	396	315	PEAK	Blank
Limit	Margin	Read	Ant	Cable	Preamp	APos	TPos	Remark																																	
Freq	Level	Line	Level	Factor	Loss Factor																																				
MHz	dBuV/m	dBuV/m	dBuV	dB/m	dB	dB	cm	deg																																	
1	5726.29	61.39	68.30	-6.91	47.01	35.12	11.65	32.39	396	315	PEAK																														



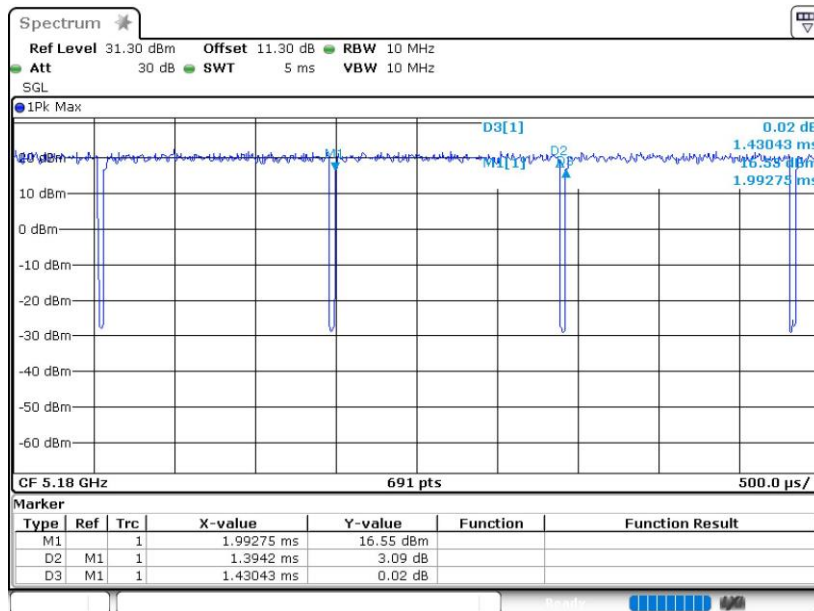
Mode	42																																																																																																	
	Harmonic																																																																																																	
	Co-colation _802.11ac VHT40_CH134_5670MHz+ LTE Band 13																																																																																																	
ANT	8																																																																																																	
Pol.	Horizontal	Vertical																																																																																																
Peak Avg	<table border="1"> <thead> <tr> <th>Limit</th> <th>Read</th> <th>Ant</th> <th>Cable</th> <th>Preamp</th> <th>Apos</th> <th>TPos</th> <th>Remark</th> </tr> <tr> <th>Freq</th> <th>Level</th> <th>Line Margin</th> <th>Level</th> <th>Factor</th> <th>Loss Factor</th> <th></th> <th></th> </tr> <tr> <th>MHz</th> <th>dBuV/m</th> <th>dBuV/m</th> <th>dB</th> <th>dBuV</th> <th>dB/m</th> <th>dB</th> <th>dB</th> </tr> </thead> <tbody> <tr> <td>1</td> <td>11340.00</td> <td>47.74</td> <td>74.00</td> <td>-26.26</td> <td>44.06</td> <td>39.67</td> <td>14.74</td> <td>50.73</td> <td>--</td> <td>--</td> <td>Peak</td> </tr> <tr> <td>2</td> <td>17010.00</td> <td>49.69</td> <td>68.30</td> <td>-18.61</td> <td>41.39</td> <td>42.50</td> <td>17.51</td> <td>51.71</td> <td>--</td> <td>--</td> <td>Peak</td> </tr> </tbody> </table>	Limit	Read	Ant	Cable	Preamp	Apos	TPos	Remark	Freq	Level	Line Margin	Level	Factor	Loss Factor			MHz	dBuV/m	dBuV/m	dB	dBuV	dB/m	dB	dB	1	11340.00	47.74	74.00	-26.26	44.06	39.67	14.74	50.73	--	--	Peak	2	17010.00	49.69	68.30	-18.61	41.39	42.50	17.51	51.71	--	--	Peak	<table border="1"> <thead> <tr> <th>Limit</th> <th>Read</th> <th>Ant</th> <th>Cable</th> <th>Preamp</th> <th>Apos</th> <th>TPos</th> <th>Remark</th> </tr> <tr> <th>Freq</th> <th>Level</th> <th>Line Margin</th> <th>Level</th> <th>Factor</th> <th>Loss Factor</th> <th></th> <th></th> </tr> <tr> <th>MHz</th> <th>dBuV/m</th> <th>dBuV/m</th> <th>dB</th> <th>dBuV</th> <th>dB/m</th> <th>dB</th> <th>dB</th> </tr> </thead> <tbody> <tr> <td>1</td> <td>11340.00</td> <td>47.77</td> <td>74.00</td> <td>-26.23</td> <td>44.09</td> <td>39.67</td> <td>14.74</td> <td>50.73</td> <td>--</td> <td>--</td> <td>Peak</td> </tr> <tr> <td>2</td> <td>17010.00</td> <td>49.54</td> <td>68.30</td> <td>-18.76</td> <td>41.24</td> <td>42.50</td> <td>17.51</td> <td>51.71</td> <td>--</td> <td>--</td> <td>Peak</td> </tr> </tbody> </table>	Limit	Read	Ant	Cable	Preamp	Apos	TPos	Remark	Freq	Level	Line Margin	Level	Factor	Loss Factor			MHz	dBuV/m	dBuV/m	dB	dBuV	dB/m	dB	dB	1	11340.00	47.77	74.00	-26.23	44.09	39.67	14.74	50.73	--	--	Peak	2	17010.00	49.54	68.30	-18.76	41.24	42.50	17.51	51.71	--	--	Peak
	Limit	Read	Ant	Cable	Preamp	Apos	TPos	Remark																																																																																										
Freq	Level	Line Margin	Level	Factor	Loss Factor																																																																																													
MHz	dBuV/m	dBuV/m	dB	dBuV	dB/m	dB	dB																																																																																											
1	11340.00	47.74	74.00	-26.26	44.06	39.67	14.74	50.73	--	--	Peak																																																																																							
2	17010.00	49.69	68.30	-18.61	41.39	42.50	17.51	51.71	--	--	Peak																																																																																							
Limit	Read	Ant	Cable	Preamp	Apos	TPos	Remark																																																																																											
Freq	Level	Line Margin	Level	Factor	Loss Factor																																																																																													
MHz	dBuV/m	dBuV/m	dB	dBuV	dB/m	dB	dB																																																																																											
1	11340.00	47.77	74.00	-26.23	44.09	39.67	14.74	50.73	--	--	Peak																																																																																							
2	17010.00	49.54	68.30	-18.76	41.24	42.50	17.51	51.71	--	--	Peak																																																																																							



Appendix D. Duty Cycle Plots

Band	Duty Cycle(%)	T(ms)	1/T(kHz)	VBW Setting
802.11a	97.47	1.39	0.717	1KHz
802.11ac VHT20	97.32	1.315	0.761	1KHz
802.11ac VHT40	94.77	0.652	1.534	3KHz
802.11ac VHT80	81.82	0.324	3.086	10KHz

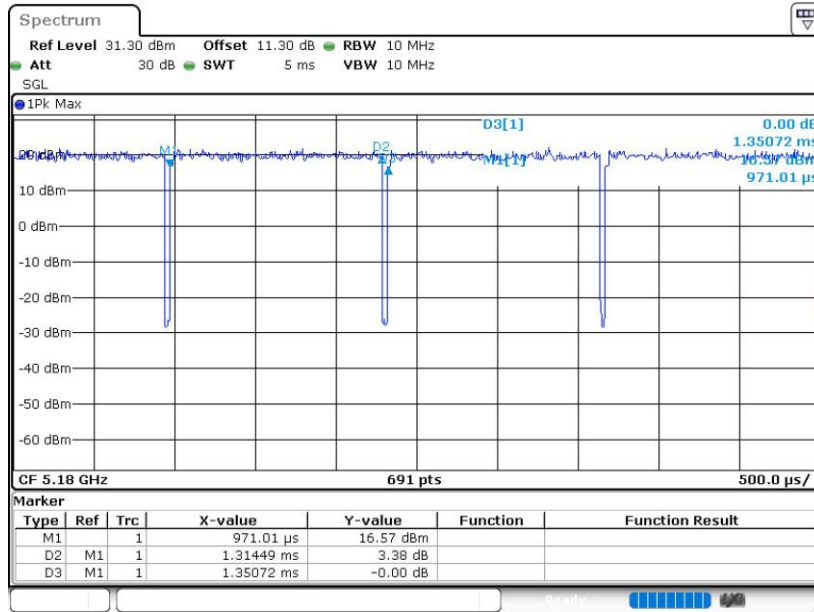
802.11a



Date: 28.DEC.2023 13:56:57

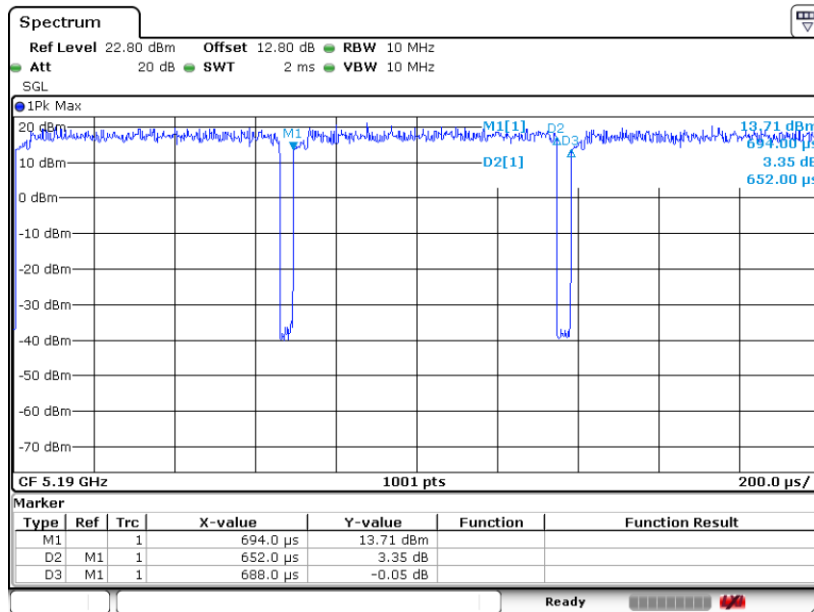


802.11ac VHT20



Date: 28.DEC.2023 13:59:05

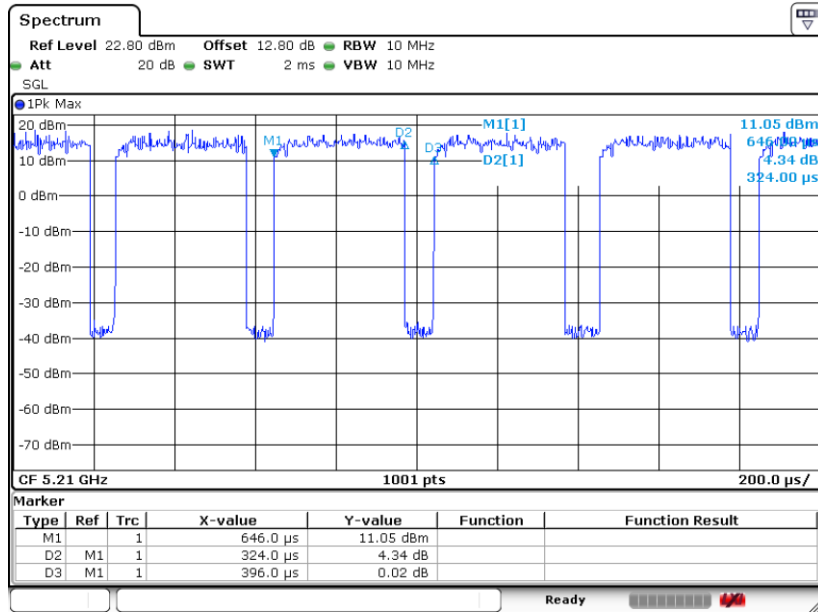
802.11ac VHT40



Date: 25.DEC.2023 15:33:27



802.11ac VHT80



Date: 25.DEC.2023 15:46:54