



Mode	16																																																																															
	Band Edge - L																																																																															
	2400-2483.5_802.11n_HT40_CH06_2437MHz																																																																															
ANT	8																																																																															
Pol.	Vertical	Fundamental																																																																														
Peak	<p style="text-align: right;">Date: 2024-01-02</p> <table border="1"> <thead> <tr> <th>Limit</th> <th>Margin</th> <th>Read</th> <th>Ant</th> <th>Cable</th> <th>Preamp</th> <th>APos</th> <th>TPos</th> <th>Remark</th> </tr> <tr> <th>Freq</th> <th>Level</th> <th>Line</th> <th>(dB)</th> <th>Level</th> <th>Factor</th> <th>Loss</th> <th>Factor</th> <th></th> </tr> <tr> <th>MHz</th> <th>dBuV/m</th> <th>dBuV/m</th> <th>dB</th> <th>dBuV</th> <th>dB/m</th> <th>dB</th> <th>dB</th> <th>cm</th> <th>deg</th> </tr> </thead> <tbody> <tr> <td>1</td> <td>2389.88</td> <td>54.35</td> <td>74.00</td> <td>-19.65</td> <td>46.41</td> <td>32.26</td> <td>7.76</td> <td>32.08</td> <td>184</td> <td>85 PEAK</td> </tr> </tbody> </table>	Limit	Margin	Read	Ant	Cable	Preamp	APos	TPos	Remark	Freq	Level	Line	(dB)	Level	Factor	Loss	Factor		MHz	dBuV/m	dBuV/m	dB	dBuV	dB/m	dB	dB	cm	deg	1	2389.88	54.35	74.00	-19.65	46.41	32.26	7.76	32.08	184	85 PEAK	<p style="text-align: right;">Date: 2024-01-02</p> <table border="1"> <thead> <tr> <th>Limit</th> <th>Margin</th> <th>Read</th> <th>Ant</th> <th>Cable</th> <th>Preamp</th> <th>APos</th> <th>TPos</th> <th>Remark</th> </tr> <tr> <th>Freq</th> <th>Level</th> <th>Line</th> <th>(dB)</th> <th>Level</th> <th>Factor</th> <th>Loss</th> <th>Factor</th> <th></th> </tr> <tr> <th>MHz</th> <th>dBuV/m</th> <th>dBuV/m</th> <th>dB</th> <th>dBuV</th> <th>dB/m</th> <th>dB</th> <th>dB</th> <th>cm</th> <th>deg</th> </tr> </thead> <tbody> <tr> <td>1</td> <td>2437.00</td> <td>98.99</td> <td>-----</td> <td>-----</td> <td>90.89</td> <td>32.36</td> <td>7.83</td> <td>32.09</td> <td>184</td> <td>85 PEAK</td> </tr> </tbody> </table>	Limit	Margin	Read	Ant	Cable	Preamp	APos	TPos	Remark	Freq	Level	Line	(dB)	Level	Factor	Loss	Factor		MHz	dBuV/m	dBuV/m	dB	dBuV	dB/m	dB	dB	cm	deg	1	2437.00	98.99	-----	-----	90.89	32.36	7.83	32.09	184	85 PEAK
	Limit	Margin	Read	Ant	Cable	Preamp	APos	TPos	Remark																																																																							
Freq	Level	Line	(dB)	Level	Factor	Loss	Factor																																																																									
MHz	dBuV/m	dBuV/m	dB	dBuV	dB/m	dB	dB	cm	deg																																																																							
1	2389.88	54.35	74.00	-19.65	46.41	32.26	7.76	32.08	184	85 PEAK																																																																						
Limit	Margin	Read	Ant	Cable	Preamp	APos	TPos	Remark																																																																								
Freq	Level	Line	(dB)	Level	Factor	Loss	Factor																																																																									
MHz	dBuV/m	dBuV/m	dB	dBuV	dB/m	dB	dB	cm	deg																																																																							
1	2437.00	98.99	-----	-----	90.89	32.36	7.83	32.09	184	85 PEAK																																																																						
Avg	<p style="text-align: right;">Date: 2024-01-02</p> <table border="1"> <thead> <tr> <th>Limit</th> <th>Margin</th> <th>Read</th> <th>Ant</th> <th>Cable</th> <th>Preamp</th> <th>APos</th> <th>TPos</th> <th>Remark</th> </tr> <tr> <th>Freq</th> <th>Level</th> <th>Line</th> <th>(dB)</th> <th>Level</th> <th>Factor</th> <th>Loss</th> <th>Factor</th> <th></th> </tr> <tr> <th>MHz</th> <th>dBuV/m</th> <th>dBuV/m</th> <th>dB</th> <th>dBuV</th> <th>dB/m</th> <th>dB</th> <th>dB</th> <th>cm</th> <th>deg</th> </tr> </thead> <tbody> <tr> <td>1</td> <td>2389.76</td> <td>42.03</td> <td>54.00</td> <td>-11.97</td> <td>34.09</td> <td>32.26</td> <td>7.76</td> <td>32.08</td> <td>184</td> <td>85 AVERAGE</td> </tr> </tbody> </table>	Limit	Margin	Read	Ant	Cable	Preamp	APos	TPos	Remark	Freq	Level	Line	(dB)	Level	Factor	Loss	Factor		MHz	dBuV/m	dBuV/m	dB	dBuV	dB/m	dB	dB	cm	deg	1	2389.76	42.03	54.00	-11.97	34.09	32.26	7.76	32.08	184	85 AVERAGE	<p style="text-align: right;">Date: 2024-01-02</p> <table border="1"> <thead> <tr> <th>Limit</th> <th>Margin</th> <th>Read</th> <th>Ant</th> <th>Cable</th> <th>Preamp</th> <th>APos</th> <th>TPos</th> <th>Remark</th> </tr> <tr> <th>Freq</th> <th>Level</th> <th>Line</th> <th>(dB)</th> <th>Level</th> <th>Factor</th> <th>Loss</th> <th>Factor</th> <th></th> </tr> <tr> <th>MHz</th> <th>dBuV/m</th> <th>dBuV/m</th> <th>dB</th> <th>dBuV</th> <th>dB/m</th> <th>dB</th> <th>dB</th> <th>cm</th> <th>deg</th> </tr> </thead> <tbody> <tr> <td>1</td> <td>2437.00</td> <td>92.45</td> <td>-----</td> <td>-----</td> <td>84.35</td> <td>32.36</td> <td>7.83</td> <td>32.09</td> <td>184</td> <td>85 AVERAGE</td> </tr> </tbody> </table>	Limit	Margin	Read	Ant	Cable	Preamp	APos	TPos	Remark	Freq	Level	Line	(dB)	Level	Factor	Loss	Factor		MHz	dBuV/m	dBuV/m	dB	dBuV	dB/m	dB	dB	cm	deg	1	2437.00	92.45	-----	-----	84.35	32.36	7.83	32.09	184	85 AVERAGE
Limit	Margin	Read	Ant	Cable	Preamp	APos	TPos	Remark																																																																								
Freq	Level	Line	(dB)	Level	Factor	Loss	Factor																																																																									
MHz	dBuV/m	dBuV/m	dB	dBuV	dB/m	dB	dB	cm	deg																																																																							
1	2389.76	42.03	54.00	-11.97	34.09	32.26	7.76	32.08	184	85 AVERAGE																																																																						
Limit	Margin	Read	Ant	Cable	Preamp	APos	TPos	Remark																																																																								
Freq	Level	Line	(dB)	Level	Factor	Loss	Factor																																																																									
MHz	dBuV/m	dBuV/m	dB	dBuV	dB/m	dB	dB	cm	deg																																																																							
1	2437.00	92.45	-----	-----	84.35	32.36	7.83	32.09	184	85 AVERAGE																																																																						



Mode	16																																								
	Band Edge - R																																								
	2400-2483.5_802.11n HT40_CH06_2437MHz																																								
ANT	8																																								
Pol.	Vertical	Fundamental																																							
Peak	<p>Date: 2024-01-02</p> <table border="1"> <thead> <tr> <th>Limit</th> <th>Margin</th> <th>Read</th> <th>Ant</th> <th>Cable</th> <th>Preamp</th> <th>APos</th> <th>TPos</th> <th>Remark</th> </tr> <tr> <th>Freq</th> <th>Level</th> <th>Line</th> <th>(dB)</th> <th>Level</th> <th>Factor</th> <th>Loss</th> <th>Factor</th> <th></th> </tr> <tr> <th>MHz</th> <th>dBuV/m</th> <th>dBuV/m</th> <th>dBuV</th> <th>dB/m</th> <th>dB</th> <th>dB</th> <th>cm</th> <th>deg</th> </tr> </thead> <tbody> <tr> <td>1</td> <td>2483.68</td> <td>60.17</td> <td>74.00</td> <td>-13.83</td> <td>51.93</td> <td>32.46</td> <td>7.88</td> <td>32.10</td> <td>184</td> <td>85</td> <td>PEAK</td> </tr> </tbody> </table>		Limit	Margin	Read	Ant	Cable	Preamp	APos	TPos	Remark	Freq	Level	Line	(dB)	Level	Factor	Loss	Factor		MHz	dBuV/m	dBuV/m	dBuV	dB/m	dB	dB	cm	deg	1	2483.68	60.17	74.00	-13.83	51.93	32.46	7.88	32.10	184	85	PEAK
	Limit	Margin	Read	Ant	Cable	Preamp	APos	TPos	Remark																																
Freq	Level	Line	(dB)	Level	Factor	Loss	Factor																																		
MHz	dBuV/m	dBuV/m	dBuV	dB/m	dB	dB	cm	deg																																	
1	2483.68	60.17	74.00	-13.83	51.93	32.46	7.88	32.10	184	85	PEAK																														
Avg	<p>Date: 2024-01-02</p> <table border="1"> <thead> <tr> <th>Limit</th> <th>Margin</th> <th>Read</th> <th>Ant</th> <th>Cable</th> <th>Preamp</th> <th>APos</th> <th>TPos</th> <th>Remark</th> </tr> <tr> <th>Freq</th> <th>Level</th> <th>Line</th> <th>(dB)</th> <th>Level</th> <th>Factor</th> <th>Loss</th> <th>Factor</th> <th></th> </tr> <tr> <th>MHz</th> <th>dBuV/m</th> <th>dBuV/m</th> <th>dBuV</th> <th>dB/m</th> <th>dB</th> <th>dB</th> <th>cm</th> <th>deg</th> </tr> </thead> <tbody> <tr> <td>1</td> <td>2483.56</td> <td>47.64</td> <td>54.00</td> <td>-6.36</td> <td>39.40</td> <td>32.46</td> <td>7.88</td> <td>32.10</td> <td>184</td> <td>85</td> <td>AVERAGE</td> </tr> </tbody> </table>		Limit	Margin	Read	Ant	Cable	Preamp	APos	TPos	Remark	Freq	Level	Line	(dB)	Level	Factor	Loss	Factor		MHz	dBuV/m	dBuV/m	dBuV	dB/m	dB	dB	cm	deg	1	2483.56	47.64	54.00	-6.36	39.40	32.46	7.88	32.10	184	85	AVERAGE
Limit	Margin	Read	Ant	Cable	Preamp	APos	TPos	Remark																																	
Freq	Level	Line	(dB)	Level	Factor	Loss	Factor																																		
MHz	dBuV/m	dBuV/m	dBuV	dB/m	dB	dB	cm	deg																																	
1	2483.56	47.64	54.00	-6.36	39.40	32.46	7.88	32.10	184	85	AVERAGE																														



Mode	17																																																																																																																																																																									
	LF																																																																																																																																																																									
	2400-2483.5_802.11n_HT40_CH03_2422MHz																																																																																																																																																																									
ANT	8																																																																																																																																																																									
Pol.	Horizontal	Vertical																																																																																																																																																																								
QP/ Peak	<p style="text-align: right;">Date: 2024-01-09</p> <table border="1"> <thead> <tr> <th>Peak</th> <th>Freq (MHz)</th> <th>Level (dBuV/m)</th> <th>Limit (dBuV/m)</th> <th>Line Margin (dB)</th> <th>Read Level (dBuV)</th> <th>Ant Factor (dB/m)</th> <th>Cable Loss (dB)</th> <th>Preamp Loss (dB)</th> <th>APos (cm)</th> <th>TPos (deg)</th> <th>Remark</th> </tr> </thead> <tbody> <tr><td>1</td><td>44.55</td><td>19.22</td><td>40.00</td><td>-20.78</td><td>32.54</td><td>16.50</td><td>1.38</td><td>31.20</td><td>--</td><td>--</td><td>Peak</td></tr> <tr><td>2</td><td>241.46</td><td>26.67</td><td>46.00</td><td>-19.33</td><td>37.31</td><td>17.80</td><td>2.46</td><td>30.90</td><td>--</td><td>--</td><td>Peak</td></tr> <tr><td>3</td><td>264.74</td><td>27.53</td><td>46.00</td><td>-18.47</td><td>36.07</td><td>19.80</td><td>2.56</td><td>30.90</td><td>--</td><td>--</td><td>Peak</td></tr> <tr><td>4</td><td>288.99</td><td>26.93</td><td>46.00</td><td>-19.07</td><td>35.87</td><td>19.29</td><td>2.67</td><td>30.90</td><td>--</td><td>--</td><td>Peak</td></tr> <tr><td>5</td><td>612.97</td><td>27.16</td><td>46.00</td><td>-18.84</td><td>29.37</td><td>24.98</td><td>3.78</td><td>30.97</td><td>--</td><td>--</td><td>Peak</td></tr> <tr><td>6</td><td>837.04</td><td>30.12</td><td>46.00</td><td>-15.88</td><td>30.43</td><td>26.40</td><td>4.35</td><td>31.06</td><td>--</td><td>--</td><td>Peak</td></tr> </tbody> </table>	Peak	Freq (MHz)	Level (dBuV/m)	Limit (dBuV/m)	Line Margin (dB)	Read Level (dBuV)	Ant Factor (dB/m)	Cable Loss (dB)	Preamp Loss (dB)	APos (cm)	TPos (deg)	Remark	1	44.55	19.22	40.00	-20.78	32.54	16.50	1.38	31.20	--	--	Peak	2	241.46	26.67	46.00	-19.33	37.31	17.80	2.46	30.90	--	--	Peak	3	264.74	27.53	46.00	-18.47	36.07	19.80	2.56	30.90	--	--	Peak	4	288.99	26.93	46.00	-19.07	35.87	19.29	2.67	30.90	--	--	Peak	5	612.97	27.16	46.00	-18.84	29.37	24.98	3.78	30.97	--	--	Peak	6	837.04	30.12	46.00	-15.88	30.43	26.40	4.35	31.06	--	--	Peak	<p style="text-align: right;">Date: 2024-01-14</p> <table border="1"> <thead> <tr> <th>Peak</th> <th>Freq (MHz)</th> <th>Level (dBuV/m)</th> <th>Limit (dBuV/m)</th> <th>Line Margin (dB)</th> <th>Read Level (dBuV)</th> <th>Ant Factor (dB/m)</th> <th>Cable Loss (dB)</th> <th>Preamp Loss (dB)</th> <th>APos (cm)</th> <th>TPos (deg)</th> <th>Remark</th> </tr> </thead> <tbody> <tr><td>1</td><td>35.82</td><td>32.66</td><td>40.00</td><td>-7.34</td><td>40.90</td><td>21.68</td><td>1.28</td><td>31.20</td><td>--</td><td>--</td><td>Peak</td></tr> <tr><td>2</td><td>156.10</td><td>19.86</td><td>43.50</td><td>-23.64</td><td>32.34</td><td>16.38</td><td>2.22</td><td>31.08</td><td>--</td><td>--</td><td>Peak</td></tr> <tr><td>3</td><td>217.21</td><td>20.02</td><td>46.00</td><td>-25.98</td><td>33.21</td><td>15.36</td><td>2.35</td><td>30.90</td><td>--</td><td>--</td><td>Peak</td></tr> <tr><td>4</td><td>288.99</td><td>22.23</td><td>46.00</td><td>-23.77</td><td>31.17</td><td>19.29</td><td>2.67</td><td>30.90</td><td>--</td><td>--</td><td>Peak</td></tr> <tr><td>5</td><td>635.28</td><td>26.75</td><td>46.00</td><td>-19.25</td><td>28.75</td><td>25.11</td><td>3.82</td><td>30.93</td><td>--</td><td>--</td><td>Peak</td></tr> <tr><td>6</td><td>863.23</td><td>30.70</td><td>46.00</td><td>-15.30</td><td>30.74</td><td>26.58</td><td>4.42</td><td>31.04</td><td>--</td><td>--</td><td>Peak</td></tr> </tbody> </table>	Peak	Freq (MHz)	Level (dBuV/m)	Limit (dBuV/m)	Line Margin (dB)	Read Level (dBuV)	Ant Factor (dB/m)	Cable Loss (dB)	Preamp Loss (dB)	APos (cm)	TPos (deg)	Remark	1	35.82	32.66	40.00	-7.34	40.90	21.68	1.28	31.20	--	--	Peak	2	156.10	19.86	43.50	-23.64	32.34	16.38	2.22	31.08	--	--	Peak	3	217.21	20.02	46.00	-25.98	33.21	15.36	2.35	30.90	--	--	Peak	4	288.99	22.23	46.00	-23.77	31.17	19.29	2.67	30.90	--	--	Peak	5	635.28	26.75	46.00	-19.25	28.75	25.11	3.82	30.93	--	--	Peak	6	863.23	30.70	46.00	-15.30	30.74	26.58	4.42	31.04	--	--	Peak
Peak	Freq (MHz)	Level (dBuV/m)	Limit (dBuV/m)	Line Margin (dB)	Read Level (dBuV)	Ant Factor (dB/m)	Cable Loss (dB)	Preamp Loss (dB)	APos (cm)	TPos (deg)	Remark																																																																																																																																																															
1	44.55	19.22	40.00	-20.78	32.54	16.50	1.38	31.20	--	--	Peak																																																																																																																																																															
2	241.46	26.67	46.00	-19.33	37.31	17.80	2.46	30.90	--	--	Peak																																																																																																																																																															
3	264.74	27.53	46.00	-18.47	36.07	19.80	2.56	30.90	--	--	Peak																																																																																																																																																															
4	288.99	26.93	46.00	-19.07	35.87	19.29	2.67	30.90	--	--	Peak																																																																																																																																																															
5	612.97	27.16	46.00	-18.84	29.37	24.98	3.78	30.97	--	--	Peak																																																																																																																																																															
6	837.04	30.12	46.00	-15.88	30.43	26.40	4.35	31.06	--	--	Peak																																																																																																																																																															
Peak	Freq (MHz)	Level (dBuV/m)	Limit (dBuV/m)	Line Margin (dB)	Read Level (dBuV)	Ant Factor (dB/m)	Cable Loss (dB)	Preamp Loss (dB)	APos (cm)	TPos (deg)	Remark																																																																																																																																																															
1	35.82	32.66	40.00	-7.34	40.90	21.68	1.28	31.20	--	--	Peak																																																																																																																																																															
2	156.10	19.86	43.50	-23.64	32.34	16.38	2.22	31.08	--	--	Peak																																																																																																																																																															
3	217.21	20.02	46.00	-25.98	33.21	15.36	2.35	30.90	--	--	Peak																																																																																																																																																															
4	288.99	22.23	46.00	-23.77	31.17	19.29	2.67	30.90	--	--	Peak																																																																																																																																																															
5	635.28	26.75	46.00	-19.25	28.75	25.11	3.82	30.93	--	--	Peak																																																																																																																																																															
6	863.23	30.70	46.00	-15.30	30.74	26.58	4.42	31.04	--	--	Peak																																																																																																																																																															



Mode	18																																																																															
	Band Edge - L																																																																															
	Co-location_802.11n_HT40_CH03_2422MHz+ LTE Band 13																																																																															
ANT	8																																																																															
Pol.	Horizontal	Fundamental																																																																														
Peak	<p style="text-align: right;">Date: 2024-01-14</p> <table border="1"> <thead> <tr> <th>Limit</th> <th>Margin</th> <th>Read</th> <th>Ant</th> <th>Cable</th> <th>Preamp</th> <th>APos</th> <th>TPos</th> <th>Remark</th> </tr> <tr> <th>Freq</th> <th>Level</th> <th>Line</th> <th>(dB)</th> <th>Level</th> <th>Factor</th> <th>Loss</th> <th>Factor</th> <th></th> </tr> <tr> <th>MHz</th> <th>dBuV/m</th> <th>dBuV/m</th> <th>dB</th> <th>dBuV</th> <th>dB/m</th> <th>dB</th> <th>dB</th> <th>cm</th> </tr> </thead> <tbody> <tr> <td>1</td> <td>2389.63</td> <td>63.54</td> <td>74.00</td> <td>-10.46</td> <td>55.60</td> <td>32.26</td> <td>7.76</td> <td>32.08</td> <td>400</td> <td>29</td> <td>PEAK</td> </tr> </tbody> </table>	Limit	Margin	Read	Ant	Cable	Preamp	APos	TPos	Remark	Freq	Level	Line	(dB)	Level	Factor	Loss	Factor		MHz	dBuV/m	dBuV/m	dB	dBuV	dB/m	dB	dB	cm	1	2389.63	63.54	74.00	-10.46	55.60	32.26	7.76	32.08	400	29	PEAK	<p style="text-align: right;">Date: 2024-01-14</p> <table border="1"> <thead> <tr> <th>Limit</th> <th>Margin</th> <th>Read</th> <th>Ant</th> <th>Cable</th> <th>Preamp</th> <th>APos</th> <th>TPos</th> <th>Remark</th> </tr> <tr> <th>Freq</th> <th>Level</th> <th>Line</th> <th>(dB)</th> <th>Level</th> <th>Factor</th> <th>Loss</th> <th>Factor</th> <th></th> </tr> <tr> <th>MHz</th> <th>dBuV/m</th> <th>dBuV/m</th> <th>dB</th> <th>dBuV</th> <th>dB/m</th> <th>dB</th> <th>dB</th> <th>cm</th> </tr> </thead> <tbody> <tr> <td>1</td> <td>2422.00</td> <td>96.27</td> <td>-----</td> <td>-----</td> <td>88.23</td> <td>32.31</td> <td>7.81</td> <td>32.08</td> <td>400</td> <td>29</td> <td>PEAK</td> </tr> </tbody> </table>	Limit	Margin	Read	Ant	Cable	Preamp	APos	TPos	Remark	Freq	Level	Line	(dB)	Level	Factor	Loss	Factor		MHz	dBuV/m	dBuV/m	dB	dBuV	dB/m	dB	dB	cm	1	2422.00	96.27	-----	-----	88.23	32.31	7.81	32.08	400	29	PEAK
	Limit	Margin	Read	Ant	Cable	Preamp	APos	TPos	Remark																																																																							
Freq	Level	Line	(dB)	Level	Factor	Loss	Factor																																																																									
MHz	dBuV/m	dBuV/m	dB	dBuV	dB/m	dB	dB	cm																																																																								
1	2389.63	63.54	74.00	-10.46	55.60	32.26	7.76	32.08	400	29	PEAK																																																																					
Limit	Margin	Read	Ant	Cable	Preamp	APos	TPos	Remark																																																																								
Freq	Level	Line	(dB)	Level	Factor	Loss	Factor																																																																									
MHz	dBuV/m	dBuV/m	dB	dBuV	dB/m	dB	dB	cm																																																																								
1	2422.00	96.27	-----	-----	88.23	32.31	7.81	32.08	400	29	PEAK																																																																					
Avg	<p style="text-align: right;">Date: 2024-01-14</p> <table border="1"> <thead> <tr> <th>Limit</th> <th>Margin</th> <th>Read</th> <th>Ant</th> <th>Cable</th> <th>Preamp</th> <th>APos</th> <th>TPos</th> <th>Remark</th> </tr> <tr> <th>Freq</th> <th>Level</th> <th>Line</th> <th>(dB)</th> <th>Level</th> <th>Factor</th> <th>Loss</th> <th>Factor</th> <th></th> </tr> <tr> <th>MHz</th> <th>dBuV/m</th> <th>dBuV/m</th> <th>dB</th> <th>dBuV</th> <th>dB/m</th> <th>dB</th> <th>dB</th> <th>cm</th> </tr> </thead> <tbody> <tr> <td>1</td> <td>2389.63</td> <td>48.21</td> <td>54.00</td> <td>-5.79</td> <td>40.27</td> <td>32.26</td> <td>7.76</td> <td>32.08</td> <td>400</td> <td>29</td> <td>AVERAGE</td> </tr> </tbody> </table>	Limit	Margin	Read	Ant	Cable	Preamp	APos	TPos	Remark	Freq	Level	Line	(dB)	Level	Factor	Loss	Factor		MHz	dBuV/m	dBuV/m	dB	dBuV	dB/m	dB	dB	cm	1	2389.63	48.21	54.00	-5.79	40.27	32.26	7.76	32.08	400	29	AVERAGE	<p style="text-align: right;">Date: 2024-01-14</p> <table border="1"> <thead> <tr> <th>Limit</th> <th>Margin</th> <th>Read</th> <th>Ant</th> <th>Cable</th> <th>Preamp</th> <th>APos</th> <th>TPos</th> <th>Remark</th> </tr> <tr> <th>Freq</th> <th>Level</th> <th>Line</th> <th>(dB)</th> <th>Level</th> <th>Factor</th> <th>Loss</th> <th>Factor</th> <th></th> </tr> <tr> <th>MHz</th> <th>dBuV/m</th> <th>dBuV/m</th> <th>dB</th> <th>dBuV</th> <th>dB/m</th> <th>dB</th> <th>dB</th> <th>cm</th> </tr> </thead> <tbody> <tr> <td>1</td> <td>2422.00</td> <td>88.43</td> <td>-----</td> <td>-----</td> <td>80.40</td> <td>32.30</td> <td>7.81</td> <td>32.08</td> <td>400</td> <td>29</td> <td>AVERAGE</td> </tr> </tbody> </table>	Limit	Margin	Read	Ant	Cable	Preamp	APos	TPos	Remark	Freq	Level	Line	(dB)	Level	Factor	Loss	Factor		MHz	dBuV/m	dBuV/m	dB	dBuV	dB/m	dB	dB	cm	1	2422.00	88.43	-----	-----	80.40	32.30	7.81	32.08	400	29	AVERAGE
	Limit	Margin	Read	Ant	Cable	Preamp	APos	TPos	Remark																																																																							
Freq	Level	Line	(dB)	Level	Factor	Loss	Factor																																																																									
MHz	dBuV/m	dBuV/m	dB	dBuV	dB/m	dB	dB	cm																																																																								
1	2389.63	48.21	54.00	-5.79	40.27	32.26	7.76	32.08	400	29	AVERAGE																																																																					
Limit	Margin	Read	Ant	Cable	Preamp	APos	TPos	Remark																																																																								
Freq	Level	Line	(dB)	Level	Factor	Loss	Factor																																																																									
MHz	dBuV/m	dBuV/m	dB	dBuV	dB/m	dB	dB	cm																																																																								
1	2422.00	88.43	-----	-----	80.40	32.30	7.81	32.08	400	29	AVERAGE																																																																					



Mode	18																																									
	Band Edge - R																																									
	Co-location_802.11n_HT40_CH03_2422MHz+ LTE Band 13																																									
ANT	8																																									
Pol.	Horizontal	Fundamental																																								
Peak	<p>Level (dBuV/m) vs Frequency (MHz) plot. Date: 2024-01-14. Peak at 2487.68 MHz, 74 dBuV/m. Label: PEAK_BE_74.</p> <table border="1"> <thead> <tr> <th>Limit</th> <th>Margin</th> <th>Read</th> <th>Ant</th> <th>Cable</th> <th>Preamp</th> <th>APos</th> <th>TPos</th> <th>Remark</th> </tr> <tr> <th>Freq</th> <th>Level</th> <th>Line</th> <th>Level</th> <th>Factor</th> <th>Loss Factor</th> <th></th> <th></th> <th></th> </tr> <tr> <th>MHz</th> <th>dBuV/m</th> <th>dBuV/m</th> <th>dBuV</th> <th>dB/m</th> <th>dB</th> <th>dB</th> <th>cm</th> <th>deg</th> </tr> </thead> <tbody> <tr> <td>1</td> <td>2487.68</td> <td>49.30</td> <td>74.00</td> <td>-24.70</td> <td>41.05</td> <td>32.47</td> <td>7.88</td> <td>32.10</td> <td>400</td> <td>29</td> <td>PEAK</td> </tr> </tbody> </table>		Limit	Margin	Read	Ant	Cable	Preamp	APos	TPos	Remark	Freq	Level	Line	Level	Factor	Loss Factor				MHz	dBuV/m	dBuV/m	dBuV	dB/m	dB	dB	cm	deg	1	2487.68	49.30	74.00	-24.70	41.05	32.47	7.88	32.10	400	29	PEAK	Blank
	Limit	Margin	Read	Ant	Cable	Preamp	APos	TPos	Remark																																	
Freq	Level	Line	Level	Factor	Loss Factor																																					
MHz	dBuV/m	dBuV/m	dBuV	dB/m	dB	dB	cm	deg																																		
1	2487.68	49.30	74.00	-24.70	41.05	32.47	7.88	32.10	400	29	PEAK																															
Avg	<p>Level (dBuV/m) vs Frequency (MHz) plot. Date: 2024-01-14. Average at 2490.25 MHz, 54 dBuV/m. Label: AVG_BE_54.</p> <table border="1"> <thead> <tr> <th>Limit</th> <th>Margin</th> <th>Read</th> <th>Ant</th> <th>Cable</th> <th>Preamp</th> <th>APos</th> <th>TPos</th> <th>Remark</th> </tr> <tr> <th>Freq</th> <th>Level</th> <th>Line</th> <th>Level</th> <th>Factor</th> <th>Loss Factor</th> <th></th> <th></th> <th></th> </tr> <tr> <th>MHz</th> <th>dBuV/m</th> <th>dBuV/m</th> <th>dBuV</th> <th>dB/m</th> <th>dB</th> <th>dB</th> <th>cm</th> <th>deg</th> </tr> </thead> <tbody> <tr> <td>1</td> <td>2490.25</td> <td>40.73</td> <td>54.00</td> <td>-13.27</td> <td>32.47</td> <td>32.48</td> <td>7.88</td> <td>32.10</td> <td>400</td> <td>29</td> <td>AVERAGE</td> </tr> </tbody> </table>		Limit	Margin	Read	Ant	Cable	Preamp	APos	TPos	Remark	Freq	Level	Line	Level	Factor	Loss Factor				MHz	dBuV/m	dBuV/m	dBuV	dB/m	dB	dB	cm	deg	1	2490.25	40.73	54.00	-13.27	32.47	32.48	7.88	32.10	400	29	AVERAGE	Blank
Limit	Margin	Read	Ant	Cable	Preamp	APos	TPos	Remark																																		
Freq	Level	Line	Level	Factor	Loss Factor																																					
MHz	dBuV/m	dBuV/m	dBuV	dB/m	dB	dB	cm	deg																																		
1	2490.25	40.73	54.00	-13.27	32.47	32.48	7.88	32.10	400	29	AVERAGE																															



Mode	18																																																																															
	Band Edge - L																																																																															
	Co-location_802.11n_HT40_CH03_2422MHz+ LTE Band 13																																																																															
ANT	8																																																																															
Pol.	Vertical	Fundamental																																																																														
Peak	<p style="text-align: right;">Date: 2024-01-14</p> <table border="1"> <thead> <tr> <th>Limit</th> <th>Margin</th> <th>Read</th> <th>Ant</th> <th>Cable</th> <th>Preamp</th> <th>APos</th> <th>TPos</th> <th>Remark</th> </tr> <tr> <th>Freq</th> <th>Level</th> <th>Line</th> <th>(dB)</th> <th>Level</th> <th>Factor</th> <th>Loss</th> <th>Factor</th> <th></th> </tr> <tr> <th>MHz</th> <th>dBuV/m</th> <th>dBuV/m</th> <th>dBuV</th> <th>dB/m</th> <th>dB</th> <th>dB</th> <th>cm</th> <th>deg</th> </tr> </thead> <tbody> <tr> <td>1</td> <td>2389.86</td> <td>59.77</td> <td>74.00</td> <td>-14.23</td> <td>51.83</td> <td>32.26</td> <td>7.76</td> <td>32.08</td> <td>192</td> <td>63</td> <td>PEAK</td> </tr> </tbody> </table>	Limit	Margin	Read	Ant	Cable	Preamp	APos	TPos	Remark	Freq	Level	Line	(dB)	Level	Factor	Loss	Factor		MHz	dBuV/m	dBuV/m	dBuV	dB/m	dB	dB	cm	deg	1	2389.86	59.77	74.00	-14.23	51.83	32.26	7.76	32.08	192	63	PEAK	<p style="text-align: right;">Date: 2024-01-14</p> <table border="1"> <thead> <tr> <th>Limit</th> <th>Margin</th> <th>Read</th> <th>Ant</th> <th>Cable</th> <th>Preamp</th> <th>APos</th> <th>TPos</th> <th>Remark</th> </tr> <tr> <th>Freq</th> <th>Level</th> <th>Line</th> <th>(dB)</th> <th>Level</th> <th>Factor</th> <th>Loss</th> <th>Factor</th> <th></th> </tr> <tr> <th>MHz</th> <th>dBuV/m</th> <th>dBuV/m</th> <th>dBuV</th> <th>dB/m</th> <th>dB</th> <th>dB</th> <th>cm</th> <th>deg</th> </tr> </thead> <tbody> <tr> <td>1</td> <td>2422.00</td> <td>94.72</td> <td>-----</td> <td>-----</td> <td>86.64</td> <td>32.34</td> <td>7.82</td> <td>32.08</td> <td>192</td> <td>63</td> <td>PEAK</td> </tr> </tbody> </table>	Limit	Margin	Read	Ant	Cable	Preamp	APos	TPos	Remark	Freq	Level	Line	(dB)	Level	Factor	Loss	Factor		MHz	dBuV/m	dBuV/m	dBuV	dB/m	dB	dB	cm	deg	1	2422.00	94.72	-----	-----	86.64	32.34	7.82	32.08	192	63	PEAK
	Limit	Margin	Read	Ant	Cable	Preamp	APos	TPos	Remark																																																																							
Freq	Level	Line	(dB)	Level	Factor	Loss	Factor																																																																									
MHz	dBuV/m	dBuV/m	dBuV	dB/m	dB	dB	cm	deg																																																																								
1	2389.86	59.77	74.00	-14.23	51.83	32.26	7.76	32.08	192	63	PEAK																																																																					
Limit	Margin	Read	Ant	Cable	Preamp	APos	TPos	Remark																																																																								
Freq	Level	Line	(dB)	Level	Factor	Loss	Factor																																																																									
MHz	dBuV/m	dBuV/m	dBuV	dB/m	dB	dB	cm	deg																																																																								
1	2422.00	94.72	-----	-----	86.64	32.34	7.82	32.08	192	63	PEAK																																																																					
Avg	<p style="text-align: right;">Date: 2024-01-14</p> <table border="1"> <thead> <tr> <th>Limit</th> <th>Margin</th> <th>Read</th> <th>Ant</th> <th>Cable</th> <th>Preamp</th> <th>APos</th> <th>TPos</th> <th>Remark</th> </tr> <tr> <th>Freq</th> <th>Level</th> <th>Line</th> <th>(dB)</th> <th>Level</th> <th>Factor</th> <th>Loss</th> <th>Factor</th> <th></th> </tr> <tr> <th>MHz</th> <th>dBuV/m</th> <th>dBuV/m</th> <th>dBuV</th> <th>dB/m</th> <th>dB</th> <th>dB</th> <th>cm</th> <th>deg</th> </tr> </thead> <tbody> <tr> <td>1</td> <td>2389.41</td> <td>45.53</td> <td>54.00</td> <td>-8.47</td> <td>37.59</td> <td>32.26</td> <td>7.76</td> <td>32.08</td> <td>192</td> <td>63</td> <td>AVERAGE</td> </tr> </tbody> </table>	Limit	Margin	Read	Ant	Cable	Preamp	APos	TPos	Remark	Freq	Level	Line	(dB)	Level	Factor	Loss	Factor		MHz	dBuV/m	dBuV/m	dBuV	dB/m	dB	dB	cm	deg	1	2389.41	45.53	54.00	-8.47	37.59	32.26	7.76	32.08	192	63	AVERAGE	<p style="text-align: right;">Date: 2024-01-14</p> <table border="1"> <thead> <tr> <th>Limit</th> <th>Margin</th> <th>Read</th> <th>Ant</th> <th>Cable</th> <th>Preamp</th> <th>APos</th> <th>TPos</th> <th>Remark</th> </tr> <tr> <th>Freq</th> <th>Level</th> <th>Line</th> <th>(dB)</th> <th>Level</th> <th>Factor</th> <th>Loss</th> <th>Factor</th> <th></th> </tr> <tr> <th>MHz</th> <th>dBuV/m</th> <th>dBuV/m</th> <th>dBuV</th> <th>dB/m</th> <th>dB</th> <th>dB</th> <th>cm</th> <th>deg</th> </tr> </thead> <tbody> <tr> <td>1</td> <td>2422.00</td> <td>86.85</td> <td>-----</td> <td>-----</td> <td>78.78</td> <td>32.33</td> <td>7.82</td> <td>32.08</td> <td>192</td> <td>63</td> <td>AVERAGE</td> </tr> </tbody> </table>	Limit	Margin	Read	Ant	Cable	Preamp	APos	TPos	Remark	Freq	Level	Line	(dB)	Level	Factor	Loss	Factor		MHz	dBuV/m	dBuV/m	dBuV	dB/m	dB	dB	cm	deg	1	2422.00	86.85	-----	-----	78.78	32.33	7.82	32.08	192	63	AVERAGE
Limit	Margin	Read	Ant	Cable	Preamp	APos	TPos	Remark																																																																								
Freq	Level	Line	(dB)	Level	Factor	Loss	Factor																																																																									
MHz	dBuV/m	dBuV/m	dBuV	dB/m	dB	dB	cm	deg																																																																								
1	2389.41	45.53	54.00	-8.47	37.59	32.26	7.76	32.08	192	63	AVERAGE																																																																					
Limit	Margin	Read	Ant	Cable	Preamp	APos	TPos	Remark																																																																								
Freq	Level	Line	(dB)	Level	Factor	Loss	Factor																																																																									
MHz	dBuV/m	dBuV/m	dBuV	dB/m	dB	dB	cm	deg																																																																								
1	2422.00	86.85	-----	-----	78.78	32.33	7.82	32.08	192	63	AVERAGE																																																																					



Mode	18																																									
	Band Edge - R																																									
	Co-location_802.11n_HT40_CH03_2422MHz+ LTE Band 13																																									
ANT	8																																									
Pol.	Vertical	Fundamental																																								
Peak	<p>Date: 2024-01-14</p> <table border="1"> <thead> <tr> <th>Limit</th> <th>Margin</th> <th>Read</th> <th>Ant</th> <th>Cable</th> <th>Preamp</th> <th>APos</th> <th>TPos</th> <th>Remark</th> </tr> <tr> <th>Freq</th> <th>Level</th> <th>Line</th> <th>(dB)</th> <th>Level</th> <th>Factor</th> <th>Loss</th> <th>Factor</th> <th></th> </tr> <tr> <th>MHz</th> <th>dBuV/m</th> <th>dBuV/m</th> <th>dBuV</th> <th>dB/m</th> <th>dB</th> <th>dB</th> <th>cm</th> <th>deg</th> </tr> </thead> <tbody> <tr> <td>1</td> <td>2489.86</td> <td>49.58</td> <td>74.00</td> <td>-24.42</td> <td>41.32</td> <td>32.48</td> <td>7.88</td> <td>32.10</td> <td>192</td> <td>63</td> <td>PEAK</td> </tr> </tbody> </table>		Limit	Margin	Read	Ant	Cable	Preamp	APos	TPos	Remark	Freq	Level	Line	(dB)	Level	Factor	Loss	Factor		MHz	dBuV/m	dBuV/m	dBuV	dB/m	dB	dB	cm	deg	1	2489.86	49.58	74.00	-24.42	41.32	32.48	7.88	32.10	192	63	PEAK	Blank
	Limit	Margin	Read	Ant	Cable	Preamp	APos	TPos	Remark																																	
Freq	Level	Line	(dB)	Level	Factor	Loss	Factor																																			
MHz	dBuV/m	dBuV/m	dBuV	dB/m	dB	dB	cm	deg																																		
1	2489.86	49.58	74.00	-24.42	41.32	32.48	7.88	32.10	192	63	PEAK																															
Avg	<p>Date: 2024-01-14</p> <table border="1"> <thead> <tr> <th>Limit</th> <th>Margin</th> <th>Read</th> <th>Ant</th> <th>Cable</th> <th>Preamp</th> <th>APos</th> <th>TPos</th> <th>Remark</th> </tr> <tr> <th>Freq</th> <th>Level</th> <th>Line</th> <th>(dB)</th> <th>Level</th> <th>Factor</th> <th>Loss</th> <th>Factor</th> <th></th> </tr> <tr> <th>MHz</th> <th>dBuV/m</th> <th>dBuV/m</th> <th>dBuV</th> <th>dB/m</th> <th>dB</th> <th>dB</th> <th>cm</th> <th>deg</th> </tr> </thead> <tbody> <tr> <td>1</td> <td>2485.26</td> <td>40.05</td> <td>54.00</td> <td>-13.95</td> <td>31.80</td> <td>32.47</td> <td>7.88</td> <td>32.10</td> <td>192</td> <td>63</td> <td>AVERAGE</td> </tr> </tbody> </table>		Limit	Margin	Read	Ant	Cable	Preamp	APos	TPos	Remark	Freq	Level	Line	(dB)	Level	Factor	Loss	Factor		MHz	dBuV/m	dBuV/m	dBuV	dB/m	dB	dB	cm	deg	1	2485.26	40.05	54.00	-13.95	31.80	32.47	7.88	32.10	192	63	AVERAGE	Blank
Limit	Margin	Read	Ant	Cable	Preamp	APos	TPos	Remark																																		
Freq	Level	Line	(dB)	Level	Factor	Loss	Factor																																			
MHz	dBuV/m	dBuV/m	dBuV	dB/m	dB	dB	cm	deg																																		
1	2485.26	40.05	54.00	-13.95	31.80	32.47	7.88	32.10	192	63	AVERAGE																															



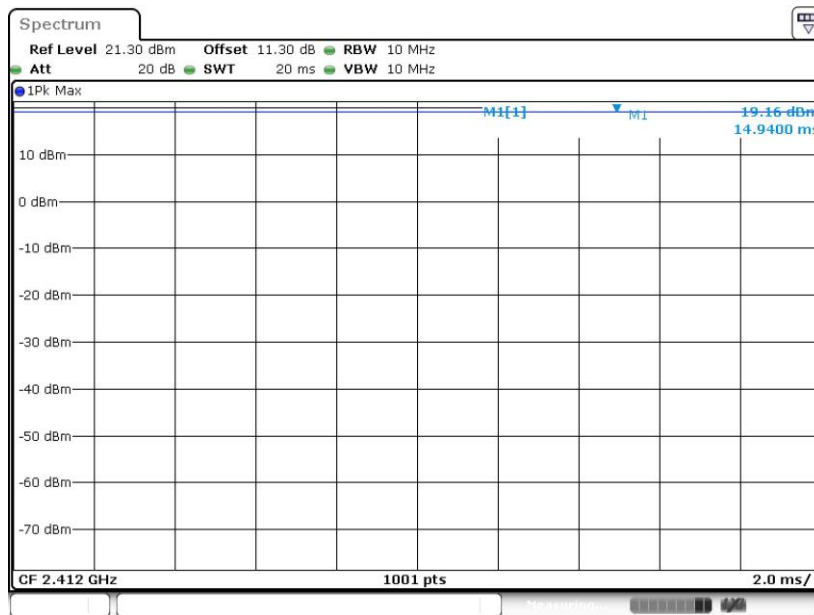
Mode	18																																																																																																	
	Harmonic																																																																																																	
	Co-location_802.11n HT40_CH03_2422MHz+ LTE Band 13																																																																																																	
ANT	8																																																																																																	
Pol.	Horizontal	Vertical																																																																																																
Peak Avg	<p>Data: 1 Date: 2024-01-14</p> <table border="1"> <thead> <tr> <th>Over</th> <th>Limit</th> <th>ReadAntenna</th> <th>Cable</th> <th>Preamp</th> <th>A/Pos</th> <th>T/Pos</th> <th>Remark</th> </tr> <tr> <th>Freq</th> <th>Level</th> <th>Limit</th> <th>Level</th> <th>Factor</th> <th>Loss</th> <th>Factor</th> <th></th> </tr> <tr> <th>MHz</th> <th>dBuV/m</th> <th>dB</th> <th>dBuV/m</th> <th>dBuV</th> <th>dB/m</th> <th>dB</th> <th>dB</th> </tr> </thead> <tbody> <tr> <td>1</td> <td>4844.000</td> <td>46.21</td> <td>-27.79</td> <td>74.00</td> <td>51.84</td> <td>34.84</td> <td>11.09</td> <td>51.56</td> <td>---</td> <td>---</td> <td>Peak</td> </tr> <tr> <td>2</td> <td>7266.000</td> <td>47.08</td> <td>-26.92</td> <td>74.00</td> <td>48.87</td> <td>36.31</td> <td>13.06</td> <td>51.16</td> <td>---</td> <td>---</td> <td>Peak</td> </tr> </tbody> </table>	Over	Limit	ReadAntenna	Cable	Preamp	A/Pos	T/Pos	Remark	Freq	Level	Limit	Level	Factor	Loss	Factor		MHz	dBuV/m	dB	dBuV/m	dBuV	dB/m	dB	dB	1	4844.000	46.21	-27.79	74.00	51.84	34.84	11.09	51.56	---	---	Peak	2	7266.000	47.08	-26.92	74.00	48.87	36.31	13.06	51.16	---	---	Peak	<p>Data: 2 Date: 2024-01-14</p> <table border="1"> <thead> <tr> <th>Over</th> <th>Limit</th> <th>ReadAntenna</th> <th>Cable</th> <th>Preamp</th> <th>A/Pos</th> <th>T/Pos</th> <th>Remark</th> </tr> <tr> <th>Freq</th> <th>Level</th> <th>Limit</th> <th>Level</th> <th>Factor</th> <th>Loss</th> <th>Factor</th> <th></th> </tr> <tr> <th>MHz</th> <th>dBuV/m</th> <th>dB</th> <th>dBuV/m</th> <th>dBuV</th> <th>dB/m</th> <th>dB</th> <th>dB</th> </tr> </thead> <tbody> <tr> <td>1</td> <td>4844.000</td> <td>45.09</td> <td>-28.91</td> <td>74.00</td> <td>50.72</td> <td>34.84</td> <td>11.09</td> <td>51.56</td> <td>---</td> <td>---</td> <td>Peak</td> </tr> <tr> <td>2</td> <td>7266.000</td> <td>47.01</td> <td>-26.99</td> <td>74.00</td> <td>48.80</td> <td>36.31</td> <td>13.06</td> <td>51.16</td> <td>---</td> <td>---</td> <td>Peak</td> </tr> </tbody> </table>	Over	Limit	ReadAntenna	Cable	Preamp	A/Pos	T/Pos	Remark	Freq	Level	Limit	Level	Factor	Loss	Factor		MHz	dBuV/m	dB	dBuV/m	dBuV	dB/m	dB	dB	1	4844.000	45.09	-28.91	74.00	50.72	34.84	11.09	51.56	---	---	Peak	2	7266.000	47.01	-26.99	74.00	48.80	36.31	13.06	51.16	---	---	Peak
	Over	Limit	ReadAntenna	Cable	Preamp	A/Pos	T/Pos	Remark																																																																																										
Freq	Level	Limit	Level	Factor	Loss	Factor																																																																																												
MHz	dBuV/m	dB	dBuV/m	dBuV	dB/m	dB	dB																																																																																											
1	4844.000	46.21	-27.79	74.00	51.84	34.84	11.09	51.56	---	---	Peak																																																																																							
2	7266.000	47.08	-26.92	74.00	48.87	36.31	13.06	51.16	---	---	Peak																																																																																							
Over	Limit	ReadAntenna	Cable	Preamp	A/Pos	T/Pos	Remark																																																																																											
Freq	Level	Limit	Level	Factor	Loss	Factor																																																																																												
MHz	dBuV/m	dB	dBuV/m	dBuV	dB/m	dB	dB																																																																																											
1	4844.000	45.09	-28.91	74.00	50.72	34.84	11.09	51.56	---	---	Peak																																																																																							
2	7266.000	47.01	-26.99	74.00	48.80	36.31	13.06	51.16	---	---	Peak																																																																																							



## Appendix D. Duty Cycle Plots

Band	Duty Cycle(%)	T(ms)	1/T(kHz)	VBW Setting
802.11b	100	-	-	10Hz
802.11g	97.36	1.391	0.719	1KHz
802.11n HT20	97.30	1.307	0.765	1KHz
802.11n HT40	95.32	0.649	1.540	3KHz

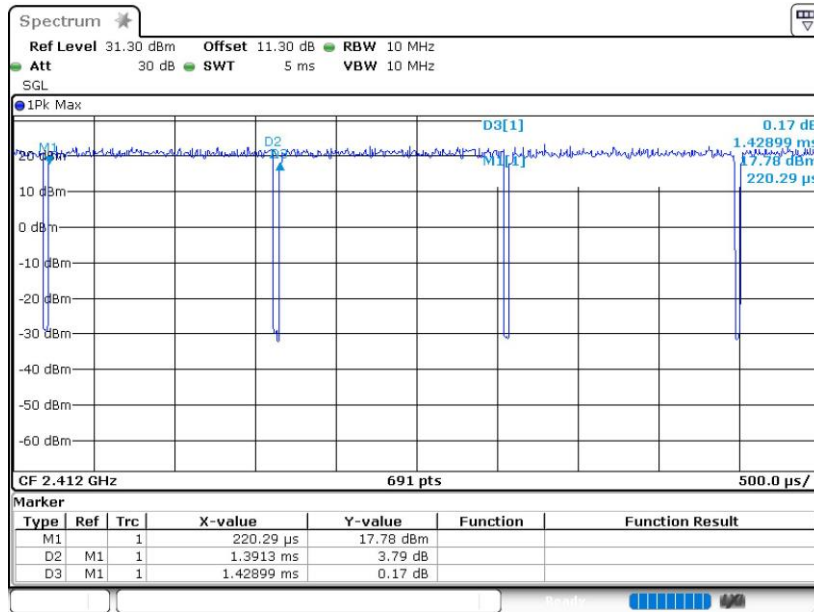
### 802.11b



Date: 25.DEC.2023 11:12:50

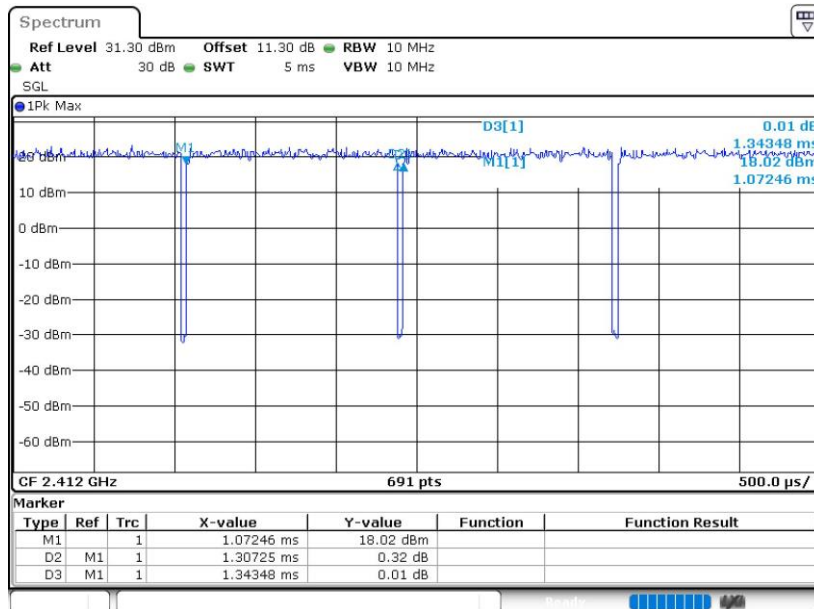


802.11g



Date: 28.DEC.2023 14:17:59

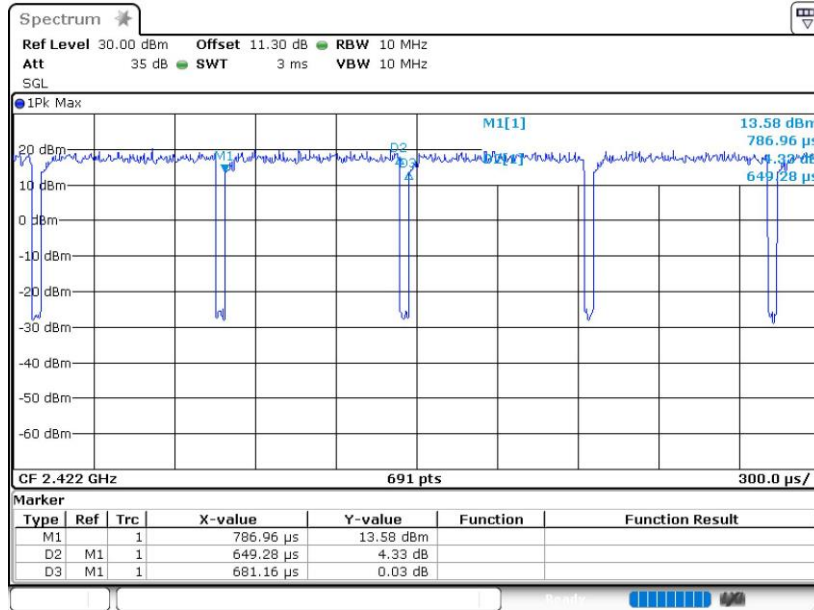
802.11n HT20



Date: 28.DEC.2023 13:49:29



802.11n HT 40



Date: 25.DEC.2023 19:42:55