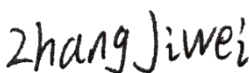


TEST REPORT

Applicant: Realme Chongqing Mobile Telecommunications Corp., Ltd.
Address: No.178 Yulong Avenue, Yufengshan, Yubei District, Chongqing, China
Equipment Type: Mobile Phone
Model Name: RMX3921
Brand Name: realme
FCC ID: 2AUYFRMX3921
Test Standard: FCC 47 CFR Part 2.1093 (refer to section 3.1)
Maximum SAR: Head (1 g@0mm): 1.12 W/kg
Body-worn (1 g@15mm): 1.18 W/kg
Hotspot (1 g@10mm): 1.17 W/kg
Specific (10 g@0mm): 2.06 W/kg
Sample Arrival Date: Apr. 29, 2024
Test Date: Apr. 29, 2024 - May 21, 2024
Date of Issue: Jun. 21, 2024

ISSUED BY:

Shenzhen BALUN Technology Co., Ltd.

Tested by: Zhang Jiwei**Checked by:** Xu Rui**Approved by:** Tolan Tu
(Testing Director)

Revision History		
Version	Issue Date	Revisions Content
<u>Rev. 01</u>	<u>Jun. 21, 2024</u>	<u>Initial Issue</u>

TABLE OF CONTENTS

1	GENERAL INFORMATION.....	5
1.1	Test Laboratory	5
1.2	Test Location	5
1.3	Test Environment Condition.....	5
2	PRODUCT INFORMATION	6
2.1	Applicant Information	6
2.2	Manufacturer Information.....	6
2.3	General Description for Equipment under Test (EUT).....	6
2.4	Ancillary Equipment.....	7
2.5	Technical Information	8
3	SUMMARY OF TEST RESULT	10
3.1	Test Standards	10
3.2	Device Category and SAR Limit	11
3.3	Test Result Summary	12
3.4	Test Uncertainty	14
4	MEASUREMENT SYSTEM	15
4.1	Specific Absorption Rate (SAR) Definition	15
4.2	DASY SAR System	16
5	SYSTEM VERIFICATION.....	23
5.1	Purpose of System Check	23
5.2	System Check Setup	23
6	TEST POSITION CONFIGURATIONS	24
6.1	Head Exposure Conditions	24
6.2	Body-worn Position Conditions	26

6.3	Hotspot Mode Exposure Position Conditions	27
6.4	Product Specific 10g Exposure Consideration	27
7	MEASUREMENT PROCEDURE	28
7.1	Measurement Process Diagram	28
7.2	SAR Scan General Requirement	29
7.3	Measurement Procedure	30
7.4	Area & Zoom Scan Procedure	30
7.5	LTE(TDD) Considerations	31
8	CONDUCTED RF OUPUT POWER	33
8.1	GSM.....	33
8.2	WCDMA	33
8.3	LTE.....	33
8.4	Intra-Band Uplink CA Normal Power.....	33
8.5	NR Power	33
8.6	WIFI.....	34
8.7	Bluetooth	118
8.8	Power Reduction List.....	127
9	TEST EXCLUSION CONSIDERATION	143
10	TEST RESULT	144
10.1	GSM 850	144
10.2	GSM 1900	145
10.3	WCDMA Band 2	146
10.4	WCDMA Band 4	147
10.5	WCDMA Band 5	148
10.6	LTE Band 2 (20MHz Bandwidth)	149
10.7	LTE Band 4 (20MHz Bandwidth)	151
10.8	LTE Band 5 (10MHz Bandwidth)	153
10.9	LTE Band 7 (20MHz Bandwidth)	155
10.10	LTE Band 7 Worse case for CA Test.....	157
10.11	LTE Band 12 (10MHz Bandwidth).....	158

10.12	LTE Band 13 (10MHz Bandwidth).....	160
10.13	LTE Band 17 (10MHz Bandwidth).....	162
10.14	LTE Band 26 (15MHz Bandwidth).....	164
10.15	LTE Band 66 (20MHz Bandwidth).....	166
10.16	LTE Band 38 (20MHz Bandwidth).....	168
10.17	LTE Band 38 Worse case for CA Test	171
10.18	LTE Band 41 (20MHz Bandwidth).....	172
10.19	LTE Band 41 Worse case for CA Test	177
10.20	5G n5 (20MHz Bandwidth)	178
10.21	5G n7 (40MHz Bandwidth)	180
10.22	5G n66 (40MHz Bandwidth).....	183
10.23	5G n38 (40MHz Bandwidth).....	185
10.24	5G n41 (100MHz Bandwidth).....	188
10.25	WIFI 2.4GHz.....	191
10.26	WIFI 5GHz.....	194
10.27	Bluetooth	201
10.28	NFC SAR.....	204
11	SAR Measurement Variability	207
12	SIMULTANEOUS TRANSMISSION.....	209
12.1	Simultaneous Transmission Mode Consider	209
12.2	Sum SAR of Simultaneous Transmission	210
13	TEST EQUIPMENTS LIST	237
ANNEX A	SIMULATING LIQUID VERIFICATION RESULT	238
ANNEX B	SYSTEM CHECK RESULT	239
ANNEX C	TEST DATA.....	287
ANNEX D	EUT EXTERNAL PHOTOS.....	465
ANNEX E	SAR TEST SETUP PHOTOS	465
ANNEX F	CALIBRATION REPORT	465

1 GENERAL INFORMATION

1.1 Test Laboratory

Name	Shenzhen BALUN Technology Co., Ltd.
Address	Block B, 1/F, Baisha Science and Technology Park, Shahe Xi Road, Nanshan District, Shenzhen, Guangdong Province, P. R. China
Phone Number	+86 755 6685 0100

1.2 Test Location

Name	Shenzhen BALUN Technology Co., Ltd.
Location	<input checked="" type="checkbox"/> Block B, 1/F, Baisha Science and Technology Park, Shahe Xi Road, Nanshan District, Shenzhen, Guangdong Province, P. R. China
	<input type="checkbox"/> 1/F, Building B, Ganghongji High-tech Intelligent Industrial Park, No. 1008, Songbai Road, Yangguang Community, Xili Sub-district, Nanshan District, Shenzhen, Guangdong Province, P. R. China
Accreditation Certificate	The laboratory is a testing organization accredited by FCC as a accredited testing laboratory. The designation number is CN1196.

1.3 Test Environment Condition

Ambient Temperature	18°C to 25°C
Ambient Relative Humidity	30% to 70%

2 PRODUCT INFORMATION

2.1 Applicant Information

Applicant	Realme Chongqing Mobile Telecommunications Corp., Ltd.
Address	No.178 Yulong Avenue, Yufengshan, Yubei District, Chongqing, China

2.2 Manufacturer Information

Manufacturer	Realme Chongqing Mobile Telecommunications Corp., Ltd.
Address	No.178 Yulong Avenue, Yufengshan, Yubei District, Chongqing, China

2.3 General Description for Equipment under Test (EUT)

EUT Name	Mobile Phone
Model Name Under Test	RMX3921
Series Model Name	N/A
Description of Model name differentiation	N/A
Hardware Version	11
Software Version	Color OS 14.0.0
Dimensions (Approx.)	161.34x73.91x8.23mm
Weight (Approx.)	190g/187g(with battery)
EUT ID	S13, S14, S15 ,S16
IMEI Number	S13: IMEI1: 860052070019591; IMEI2: 860052070019583
	S14: IMEI1: 860052070019559; IMEI2: 860052070019542
	S15: IMEI:860052070034639
	S16: IMEI:860052070034373
Note1: EUT ID is used to identify the test sample in the lab internally.	
Note2: It is performed to test SAR with the EUT S13 & S14 and conducted power with the EUT S15 and S16.	

2.4 Ancillary Equipment

Ancillary Equipment 1	Battery 1	
	Brand Name	SUPERVOOC
	Model No.	BLPA91
	Serial No.	N/A
	Capacity	5050 mAh
	Rated Voltage	3.91 V
	Limit Charge Voltage	4.5 V
	Manufacturer	Chongqing CosMX Battery Co., Ltd.
Ancillary Equipment 2	Battery 2	
	Brand Name	SUPERVOOC
	Model No.	BLPA91
	Serial No.	N/A
	Capacity	5050 mAh
	Rated Voltage	3.91 V
	Limit Charge Voltage	4.5 V
	Manufacturer	Sunwoda Electronic CO., LTD.
<p>Note 1: Letter in () means plug type.</p> <p>Note 2: All batteries are tested, only the worst data of BLPA91 (Chongqing CosMX Battery Co., Ltd.) shown in this report.</p>		

2.5 Technical Information

Network and Wireless connectivity	<p>2G Network GSM/GPRS/EDGE 850/1900 MHz</p> <p>3G Network WCDMA/HSDPA/HSUPA Band 2/4/5</p> <p>4G Network LTE FDD Band 2/4/5/7/12/13/17/26/66 LTE TDD Band 38/41</p> <p>LTE CA Uplink (UL): CA_7C, CA_38C, CA_41C</p> <p>5G Network SA: NR n5/n7/n38/n41/n66</p> <p>NSA(EN-DC): DC_2A_n66A, DC_5A_n7A, DC_5A_n66A, DC_7A_n5A, DC_7A_n66A, DC_26A_n41A, DC_66A_n5A, DC_66A_n7A</p> <p>Bluetooth (BR+EDR+BLE)</p> <p>2.4G WIFI 802.11b, 802.11g, 802.11n(HT20/40), VHT20/40 and 802.11ax(HE20/40)</p> <p>5G WIFI 802.11a, 802.11n(HT20/40), 802.11ac(VHT20/40/80/160) and 802.11ax(HE20/40/80/160)</p> <p>U-NII-1/2A/2C/3, GPS, GLONASS, BDS, Galileo, SBAS, NFC</p>
<p>Note:</p> <p>The EUT is a mobile phone, which supports dual SIM card under the same transceiver. Each SIM supports GSM, WCDMA, LTE and NR, and both SIM share the same transmitting electro circuit, NV parameters, so only SIM1 was tested in this report.</p>	

The requirement for the following technical information of the EUT was tested in this report:

Operating Mode	GSM, WCDMA, LTE, NR, 2.4G WLAN, 5G WLAN, Bluetooth		
Frequency Range	GSM 850	TX: 824 ~ 849 MHz	RX: 869 ~ 894 MHz
	GSM 1900	TX: 1850 ~ 1910 MHz	RX: 1930 ~ 1990 MHz
	WCDMA Band 2	TX: 1850 ~ 1910 MHz	RX: 1930 ~ 1990 MHz
	WCDMA Band 4	TX: 1710 ~ 1755 MHz	RX: 2110 ~ 2155 MHz
	WCDMA Band 5	TX: 824 ~ 849 MHz	RX: 869 ~ 894 MHz
	LTE Band 2	TX: 1850 ~ 1910 MHz	RX: 1930 ~ 1990 MHz
	LTE Band 4	TX: 1710 ~ 1755 MHz	RX: 2110 ~ 2155 MHz
	LTE Band 5	TX: 824 ~ 849 MHz	RX: 869 ~ 894 MHz
	LTE Band 7	TX: 2500 ~ 2570 MHz	RX: 2620 ~ 2690 MHz
	LTE Band 12	TX: 699 ~ 716 MHz	RX: 729 ~ 746 MHz
	LTE Band 13	TX: 777 ~ 787 MHz	RX: 746 ~ 756 MHz
	LTE Band 17	TX: 704 ~ 716 MHz	RX: 734 ~ 746 MHz
	LTE Band 26	TX: 814 ~ 849 MHz	RX: 859 ~ 894 MHz
		TX: 824 ~ 849 MHz	RX: 869 ~ 894 MHz
	LTE Band 66	TX: 1710 ~ 1780 MHz	RX: 2110 ~ 2180 MHz
	LTE Band 38	TX: 2570 ~ 2620 MHz	RX: 2570 ~ 2620 MHz
	LTE Band 41	TX: 2496 ~ 2690 MHz	RX: 2496 ~ 2690 MHz
	n5	TX: 824 ~ 849 MHz	RX: 869 ~ 894 MHz
	n7	TX: 2500 ~ 2570 MHz	RX: 2620 ~ 2690 MHz
n38	TX: 2570 ~ 2620 MHz	RX: 2570 ~ 2620 MHz	

	n41	TX: 2496 ~ 2690 MHz	RX: 2496 ~ 2690 MHz
	n66	TX: 1710 ~ 1780 MHz	RX: 2110 ~ 2180 MHz
	802.11b/g /n(HT20/HT40)/VHT 20/40	2412 ~ 2462 MHz	
	802.11ax (HE20/40)	2412 ~ 2462 MHz	
	802.11a/ /n(HT20/HT40) /ac(VHT20/VHT40/ VHT80/VHT160)	5150 ~ 5250 MHz	
		5250 ~ 5350 MHz	
		5470 ~ 5725 MHz	
		5725 ~ 5850 MHz	
	802.11ax (HE20/40/80/160)	5150 ~ 5250 MHz	
		5250 ~ 5350 MHz	
5470 ~ 5725 MHz			
Bluetooth	2402 ~ 2480 MHz		
NFC	13.56 MHz		
Antenna Type	WWAN: IFA Antenna WLAN: IFA Antenna Bluetooth: IFA Antenna NFC: LOOP Antenna		
DTM	N/A		
Hotspot Function	Support		
Power Reduction	Support		
Exposure Category	General Population/Uncontrolled exposure		
Product Type	Portable Device		
EUT Type	<input checked="" type="checkbox"/> Production unit	<input type="checkbox"/> Identical prototype	
Note: 1. The device utilizes independent power reduction mechanisms for SAR compliance for the 2/3/4/5G transmitter for held-to-ear exposure conditions. 2. The device utilizes independent power reduction mechanisms for SAR compliance for the 2/3/4/5G transmitter for near to body exposure conditions. 3. The reduction power details please refer section 8.8.			

3 SUMMARY OF TEST RESULT

3.1 Test Standards

No.	Identity	Document Title
1	47 CFR Part 2.1093	Radiofrequency radiation exposure evaluation: portable devices
2	ANSI C95.1-1992	IEEE Standard for Safety Levels with Respect to Human Exposure to Radio Frequency Electromagnetic Fields, 3 kHz to 300 GHz
3	IEEE Std. 1528-2013	IEEE Recommended Practice for Determining the Peak Spatial-Average Specific Absorption Rate(SAR) in the Human Head from Wireless Communications Devices: Measurement Techniques
4	KDB 447498 D04 v01	447498 D04 Interim General RF Exposure Guidance v01
5	KDB 941225 D01 v03r01	3G SAR MEAUREMENT PROCEDURES
6	KDB 941225 D05 v02r05	SAR Evaluation Considerations for LTE Devices
7	KDB 941225 D05A v01r02	REL. 10 LTE SAR TEST GUIDANCE AND KDB INQUIRIES
8	KDB 941225 D06 v02r01	SAR EVALUATION PROCEDURES FOR PORTABLE DEVICES WITH WIRELESS ROUTER CAPABILITIES
9	KDB 865664 D01 v01r04	SAR Measurement 100 MHz to 6 GHz
10	KDB 865664 D02 v01r02	RF Exposure Reporting
11	KDB 648474 D04 v01r03	SAR EVALUATION CONSIDERATIONS FOR WIRELESS HANDSETS
12	KDB 248227 D01 v02r02	SAR GUIDANCE FOR IEEE 802.11 (Wi-Fi) TRANSMITTERS

3.2 Device Category and SAR Limit

This device belongs to portable device category because its radiating structure is allowed to be used within 20 centimeters of the body of the user.

Limit for General Population/Uncontrolled exposure should be applied for this device, it is 1.6 W/kg as averaged over any 1 gram of tissue.

Table of Exposure Limits:

Body Position	SAR Value (W/Kg)	
	General Population/ Uncontrolled Exposure	Occupational/ Controlled Exposure
Whole-Body SAR (averaged over the entire body)	0.08	0.4
Partial-Body SAR (averaged over any 1 gram of tissue)	1.60	8.0
SAR for hands, wrists, feet and ankles (averaged over any 10 grams of tissue)	4.0	20.0

NOTE:

General Population/Uncontrolled Exposure: Locations where there is the exposure of individuals who have no knowledge or control of their exposure. General population/uncontrolled exposure limits are applicable to situations in which the general public may be exposed or in which persons who are exposed as a consequence of their employment may not be made fully aware of the potential for exposure or cannot exercise control over their exposure. Members of the general public would come under this category when exposure is not employment-related; for example, in the case of a wireless transmitter that exposes persons in its vicinity.

Occupational/Controlled Exposure: Locations where there is exposure that may be incurred by persons who are aware of the potential for exposure. In general, occupational/controlled exposure limits are applicable to situations in which persons are exposed as a consequence of their employment, who have been made fully aware of the potential for exposure and can exercise control over their exposure. This exposure category is also applicable when the exposure is of a transient nature due to incidental passage through a location where the exposure levels may be higher than the general population/uncontrolled limits, but the exposed person is fully aware of the potential for exposure and can exercise control over his or her exposure by leaving the area or by some other appropriate means.

3.3 Test Result Summary

3.3.1 Highest SAR Values

Equipment Class	Band	Maximum Scaled SAR (W/kg)				Maximum Report SAR (W/kg)			
		Head (0mm)	Body-worn (15mm)	Hotspot (10mm)	Specific (0mm)	Head (0mm)	Body-worn (15mm)	Hotspot (10mm)	Specific (0mm)
		1g SAR			10g SAR	1g SAR			10g SAR
PCE	GSM 850	0.19	0.20	0.26	/	1.12	1.18	1.17	2.06
	GSM 1900	0.05	0.12	0.27	/				
	WCDMA Band 2	0.95	0.32	0.71	/				
	WCDMA Band 4	0.69	0.19	0.51	/				
	WCDMA Band 5	0.58	0.19	0.26	/				
	LTE Band 2	0.94	0.40	0.76	2.06				
	LTE Band 4	0.78	0.29	0.69	/				
	LTE Band 5	0.54	0.18	0.30	/				
	LTE Band 7	0.74	0.29	0.70	0.87				
	LTE Band 12	0.43	0.25	0.25	/				
	LTE Band 13	0.43	0.21	0.32	/				
	LTE Band 17	0.43	0.22	0.34	/				
	LTE Band 26	0.47	0.15	0.17	/				
	LTE Band 38	1.04	0.36	0.76	1.35				
	LTE Band 41	1.12	0.19	0.98	1.37				
	LTE Band 66	0.62	0.22	0.65	/				
	NR n5	0.44	0.16	0.29	/				
	NR n7	0.75	0.22	1.04	1.00				
	NR n38	0.98	0.49	1.06	1.97				
	NR n41	0.73	0.45	1.17	1.79				
NR n66	0.77	0.26	0.58	/					
DTS	2.4G WLAN	0.83	0.26	0.26	1.79				
NII	5.2G WLAN	/	/	0.91	/				
	5.3G WLAN	0.66	0.58	/	1.08				
	5.6G WLAN	0.90	0.98	/	1.19				
	5.8G WLAN	0.89	1.18	1.15	0.96				
DSS	Bluetooth	0.98	0.16	0.40	0.86				
Limit (W/kg)		1.6			4.0	1.6			4.0
Verdict		PASS							

3.3.2 Highest Simultaneous Transmission SAR Values

Equipment Class	Maximum Scaled SAR (W/kg)			
	Head 1g (0mm)	Body-worn 1g (15mm)	Hotspot 1g (10mm)	Specific 10g (0mm)
PCE	1.40	0.95	1.59	2.82
DTS	1.40	0.67	1.19	2.40
NII	1.35	1.14	1.59	2.82
DSS	1.35	1.14	1.59	2.82
Limit (W/Kg)	1.60	1.60	1.60	4.00
Verdict	Pass			
Note: The highest simultaneous SAR please refer section 11.2				

3.4 Test Uncertainty

According to KDB 865664 D01, When the highest measured 1 g SAR within a frequency band is < 1.5 W/kg, the extensive SAR measurement uncertainty analysis is not required in SAR reports submitted for equipment approval.

The maximum 1 g SAR for the EUT in this report is 1.18 W/kg, which is lower than 1.5 W/kg, so the extensive SAR measurement uncertainty analysis is not required in this report.

The maximum 10 g SAR for the EUT in this report is 2.06 W/kg, which is lower than 3.75 W/kg, so the extensive SAR measurement uncertainty analysis is not required in this report.

4 MEASUREMENT SYSTEM

4.1 Specific Absorption Rate (SAR) Definition

SAR is related to the rate at which energy is absorbed per unit mass in an object exposed to a radio field. The SAR distribution in a biological body is complicated and is usually carried out by experimental techniques or numerical modeling. The standard recommends limits for two tiers of groups, occupational/controlled and general population/uncontrolled, based on a person's awareness and ability to exercise control over his or her exposure. In general, occupational/controlled exposure limits are higher than the limits for general population/uncontrolled.

The SAR definition is the time derivative (rate) of the incremental energy (dW) absorbed by (dissipated in) an incremental mass (dm) contained in a volume element (dv) of a given density (ρ). The equation description is as below:

$$\mathbf{SAR} = \frac{d}{dt} \left(\frac{dW}{dm} \right) = \frac{d}{dt} \left(\frac{dW}{\rho dv} \right)$$

SAR is expressed in units of Watts per kilogram (W/kg) SAR measurement can be related to the electrical field in the tissue by

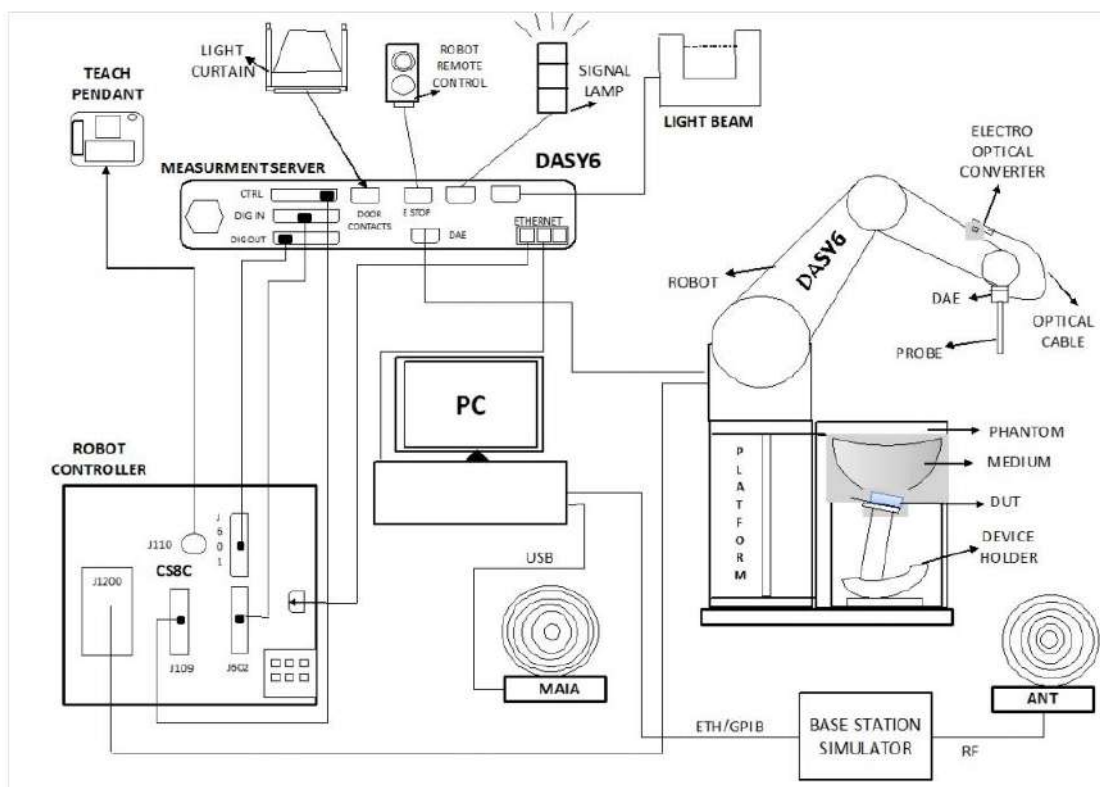
$$\mathbf{SAR} = \frac{\sigma E^2}{\rho}$$

Where: σ is the conductivity of the tissue,

ρ is the mass density of the tissue and E is the RMS electrical field strength.

4.2 DASY SAR System

4.2.1 DASY SAR System Diagram



The DASY system for performing compliance tests consists of the following items:

1. A standard high precision 6-axis robot (Stäubli RX family) with controller and software. An arm extension for accommodating the data acquisition electronics (DAE).
2. A dosimetric probe, i.e. an isotropic E-field probe optimized and calibrated for usage in tissue simulating liquid. The probe is equipped with an optical surface detector system.
3. A data acquisition electronic (DAE) which performs the signal amplification, signal multiplexing, AD-conversion, offset measurements, mechanical surface detection, collision detection, etc. The unit is battery powered with standard or rechargeable batteries. The signal is optically transmitted to the EOC.
4. A unit to operate the optical surface detector which is connected to the EOC.
5. The Electro-Optical Coupler (EOC) performs the conversion from the optical into a digital electric signal of the DAE. The EOC is connected to the DASY5 measurement server.
6. The DASY5 measurement server, which performs all real-time data evaluation for field measurements and surface detection, controls robot movements and handles safety operation.
7. DASY5 software and SEMCAD data evaluation software.
8. Remote control with teach panel and additional circuitry for robot safety such as warning lamps, etc.
9. The generic twin phantom enabling the testing of left-hand and right-hand usage.
10. The device holder for handheld mobile phones.
11. Tissue simulating liquid mixed according to the given recipes.
12. System validation dipoles allowing to validate the proper functioning of the system.

4.2.2 Robot

The Dasy SAR system uses the high precision robots. Symmetrical design with triangular core Built-in optical fiber for surface detection system For the 6-axis controller system, Built-in shielding against static charges PEEK enclosure material (resistant to organic solvents). The robot series have many features that are important for our application:



- High precision
(repeatability ± 0.02 mm)
- High reliability
(industrial design)
- Low maintenance costs
(virtually maintenance free due to direct drive gears; no belt drives)
- Jerk-free straight movements
(brush less synchron motors; no stepper motors)
- Low ELF interference
(motor control _elds shielded via the closed metallic construction shields)

4.2.3 E-Field Probe

The probe is specially designed and calibrated for use in liquids with high permittivities for the measurements the Specific Dosimetric E-Field Probe EX3DV4 SN: 7607 with following specifications is used.

Construction	Symmetrical design with triangular core Built-in optical fiber for surface detection system Built-in shielding against static charges PEEK enclosure material (resistant to organic solvents, e.g., glycolether)
Calibration	ISO/IEC 17025 calibration service available
Frequency	4 MHz to 10 GHz; Linearity: ± 0.2 dB
Directivity	± 0.2 dB in HSL (rotation around probe axis) ; ± 0.4 dB in HSL (rotation normal to probe axis)
Dynamic range	5 μ W/g to > 100 mW/g; Linearity: ± 0.2 dB
Dimensions	Overall length: 337 mm (Tip: 9 mm) Tip diameter: 2.5 mm (Body: 10 mm) Distance from probe tip to dipole centers: 1.0 mm
Application	General dosimetry up to 3 GHz Compliance tests of mobile phones Fast automatic scanning in arbitrary phantoms (EX3DV4)



E-Field Probe Calibration Process

Probe calibration is realized, in compliance with IEC/IEEE 62209-1528 and IEEE 1528 std, with CALISAR, Antennassa proprietary calibration system. The calibration is performed with the IEC/IEEE 62209-1528 annexe technique using reference guide at the five frequencies.

4.2.4 Data Acquisition Electronics


The data acquisition electronics (DAE) consist of a highly sensitive electrometer-grade preamplifier with auto-zeroing, a channel and gain-switching multiplexer, a fast 16 bit AD-converte and a command decoder with a control logic unit. Transmission to the measurement server is accomplished through an optical downlink for data and status information, as well as an optical uplink for commands and the clock.



- Input Impedance: 200M Ω
- The Inputs: Symmetrical and Floating
- Commom Mode Rejection: Above 80dB

4.2.5 Phantoms

For the measurements the Specific Anthropomorphic Mannequin (SAM) defined by the IEEE SCC-34/SC2 group is used. The phantom is a polyurethane shell integrated in a wooden table. The thickness of the phantom amounts to 2mm +/- 0.2mm. It enables the dosimetric evaluation of left and right phone usage and includes an additional flat phantom part for the simplified performance check. The phantom set-up includes a cover, which prevents the evaporation of the liquid.



- Left head
- Right head
- Flat phantom

Photo of Phantom SN1859



Serial Number	Material	Length	Height
SN 1859 SAM2	Vinylester, glass fiber reinforced	1000	500

4.2.6 Device Holder

The DASY5 device holder has two scales for device rotation (with respect to the body axis) and the device inclination (with respect to the line between the ear openings). The plane between the ear openings and the mouth tip has a rotation angle of 65° . The bottom plate contains three pair of bolts for locking the device holder. The device holder positions are adjusted to the standard measurement positions in the three sections. This device holder is used for standard mobile phones or PDA's only. If necessary an additional support of polystyrene material is used. Larger DUT's (e.g. notebooks) cannot be tested using this device holder. Instead a support of bigger polystyrene cubes and thin polystyrene plates is used to position the DUT in all relevant positions to find and measure spots with maximum SAR values. Therefore those devices are normally only tested at the flat part of the SAM.



The positioning system allows obtaining cheek and tilting position with a very good accuracy. Incompliance with CENELEC, the tilt angle uncertainty is lower than 1° .


4.2.7 Simulating Liquid

For SAR measurement of the field distribution inside the phantom, the phantom must be filled with homogeneous tissue simulating liquid to a depth of at least 15 cm. For head SAR testing, the liquid height from the ear reference point (ERP) of the phantom to the liquid top surface is larger than 15 cm. For body SAR testing, the liquid height from the center of the flat phantom to the liquid top surface is larger than 15 cm. The nominal dielectric values of the tissue simulating liquids in the phantom and the tolerance of 5%.

Head Liquid Depth



Body Liquid Depth



The following table gives the recipes for tissue simulating liquid.

TSL	Manufacturer / Model	Freq Range (MHz)	Main Ingredients
Head WideBand	SPEAG HBBL600-1000V6	600-10000	Ethenediol, Sodium petroleum sulfonate, Hexylene Glycol / 2-Methyl-pentane-2.4-diol, Alkoxylated alcohol

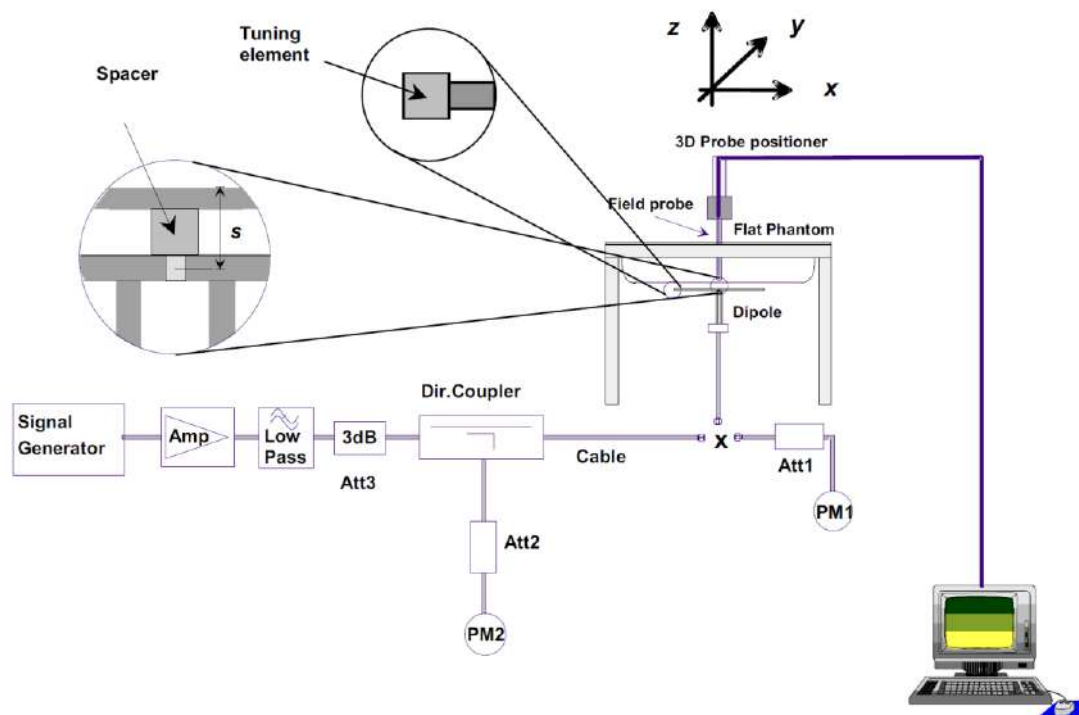
5 SYSTEM VERIFICATION

5.1 Purpose of System Check

The system performance check verifies that the system operates within its specifications. System and operator errors can be detected and corrected. It is recommended that the system performance check be performed prior to any usage of the system in order to guarantee reproducible results. The system performance check uses normal SAR measurements in a simplified setup with a well characterized source. This setup was selected to give a high sensitivity to all parameters that might fail or vary over time. The system check does not intend to replace the calibration of the components, but indicates situations where the system uncertainty is exceeded due to drift or failure.

5.2 System Check Setup

In the simplified setup for system evaluation, the EUT is replaced by a calibrated dipole and the power source is replaced by a continuous wave that comes from a signal generator. The calibrated dipole must be placed beneath the flat phantom section of the SAM twin phantom with the correct distance holder. The distance holder should touch the phantom surface with a light pressure at the reference marking and be oriented parallel to the long side of the phantom. The equipment setup is shown below:



6 TEST POSITION CONFIGURATIONS

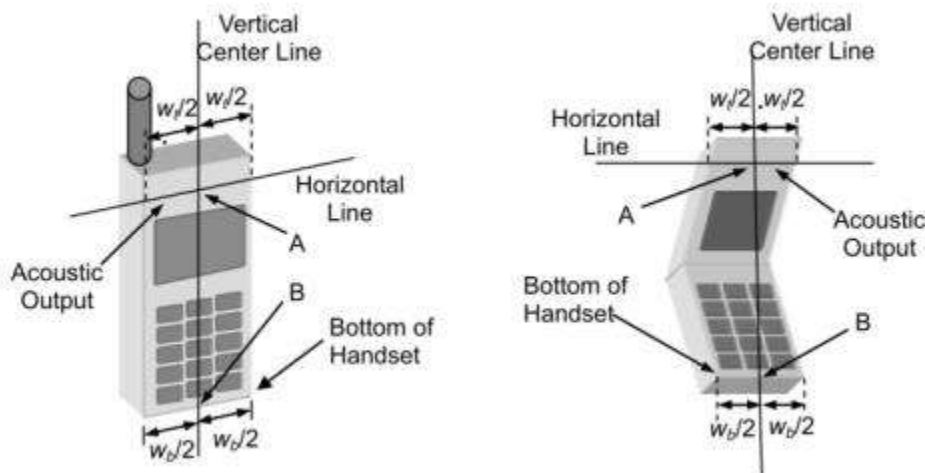
According to KDB 648474 D04 Handset, handsets are tested for SAR compliance in head, body-worn accessory and other use configurations described in the following subsections.

6.1 Head Exposure Conditions

Head exposure is limited to next to the ear voice mode operations. Head SAR compliance is tested according to the test positions defined in IEEE Std 1528-2013 using the SAM phantom illustrated as below.

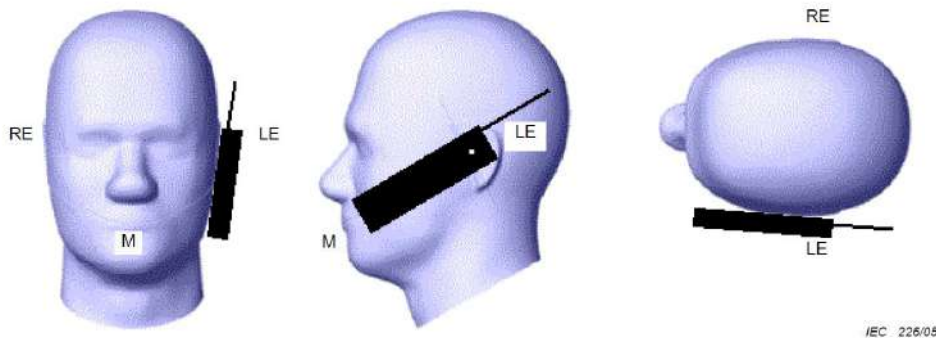
6.1.1 Two Imaginary Lines on the Handset

- The vertical center line passes through two points on the front side of the handset - the midpoint of the width w_t of the handset at the level of the acoustic output, and the midpoint of the width w_b of the bottom of the handset.
- The horizontal line is perpendicular to the vertical centerline and passes through the center of the acoustic output. The horizontal line is also tangential to the face of the handset at point A.
- The two lines intersect at point A. Note that for many handsets, point A coincides with the center of the acoustic output; however, the acoustic output may be located elsewhere on the horizontal line. Also note that the vertical center line is not necessarily parallel to the front face of the handset, especially for clamshell handsets, handsets with flip covers, and other irregularly shaped handsets.



6.1.2 Cheek Position

- (a) To position the device with the vertical center line of the body of the device and the horizontal line crossing the center piece in a plane parallel to the sagittal plane of the phantom. While maintaining the device in this plane, align the vertical center line with the reference plane containing the three ear and mouth reference point (M: Mouth, RE: Right Ear, and LE: Left Ear) and align the center of the ear piece with the line RE-LE.
- (b) To move the device towards the phantom with the ear piece aligned with the line LE-RE until the phone touched the ear. While maintaining the device in the reference plane and maintaining the phone contact with the ear, move the bottom of the phone until any point on the front side is in contact with the cheek of the phantom or until contact with the ear is lost.



6.1.3 Tilted Position

- (a) To position the device in the “cheek” position described above.
- (b) While maintaining the device the reference plane described above and pivoting against the ear, moves it outward away from the mouth by an angle of 15 degrees or until contact with the ear is lost.

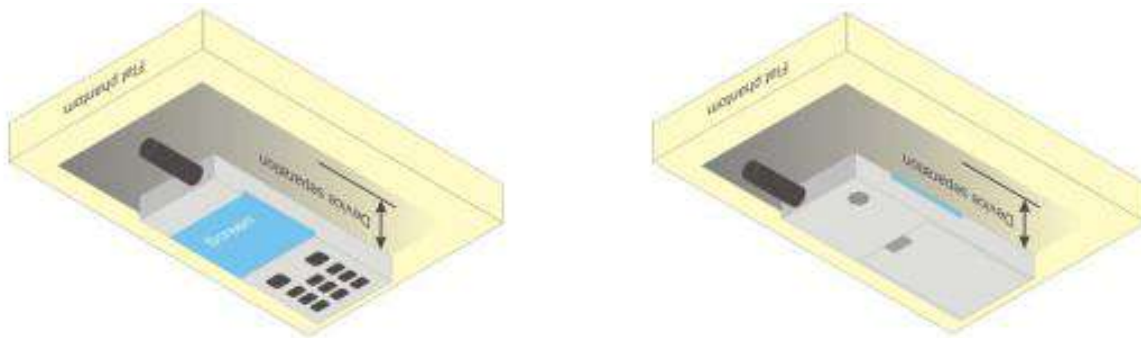


6.2 Body-worn Position Conditions

Body-worn accessory exposure is typically related to voice mode operations when handsets are carried in body-worn accessories. The body-worn accessory procedures in KDB 447498 are used to test for body-worn accessory SAR compliance, without a headset connected to it. This enables the test results for such configuration to be compatible with that required for hotspot mode when the body-worn accessory test separation distance is greater than or equal to that required for hotspot mode. When the reported SAR for a body-worn accessory.

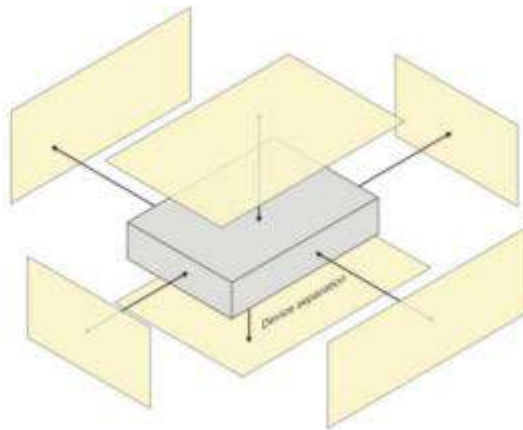
Body-worn accessories that do not contain metallic or conductive components may be tested according to worst-case exposure configurations, typically according to the smallest test separation distance required for the group of body-worn accessories with similar operating and exposure characteristics. All body-worn accessories containing metallic components are tested in conjunction with the host device.

Body-worn accessory SAR compliance is based on a single minimum test separation distance for all wireless and operating modes applicable to each body-worn accessory used by the host, and according to the relevant voice and/or data mode transmissions and operations. If a body-worn accessory supports voice only operations in its normal and expected use conditions, testing of data mode for body-worn compliance is not required. A conservative minimum test separation distance for supporting off-the-shelf body-worn accessories that may be acquired by users of consumer handsets is used to test for body-worn accessory SAR compliance. This distance is determined by the handset manufacturer, according to the requirements of Supplement C 01-01. Devices that are designed to operate on the body of users using lanyards and straps, or without requiring additional body-worn accessories, will be tested using a conservative minimum test separation distance ≤ 5 mm to support compliance.



6.3 Hotspot Mode Exposure Position Conditions

For handsets that support hotspot mode operations, with wireless router capabilities and various web browsing functions, the relevant hand and body exposure conditions are tested according to the hotspot SAR procedures in KDB 941225. A test separation distance of 10 mm is required between the phantom and all surfaces and edges with a transmitting antenna located within 25 mm from that surface or edge. When the form factor of a handset is smaller than 9 cm x 5 cm, a test separation distance of 5 mm (instead of 10 mm) is required for testing hotspot mode. When the separation distance required for body-worn accessory testing is larger than or equal to that tested for hotspot mode, in the same wireless mode and for the same surface of the phone, the hotspot mode SAR data may be used to support body-worn accessory SAR compliance for that particular configuration (surface).



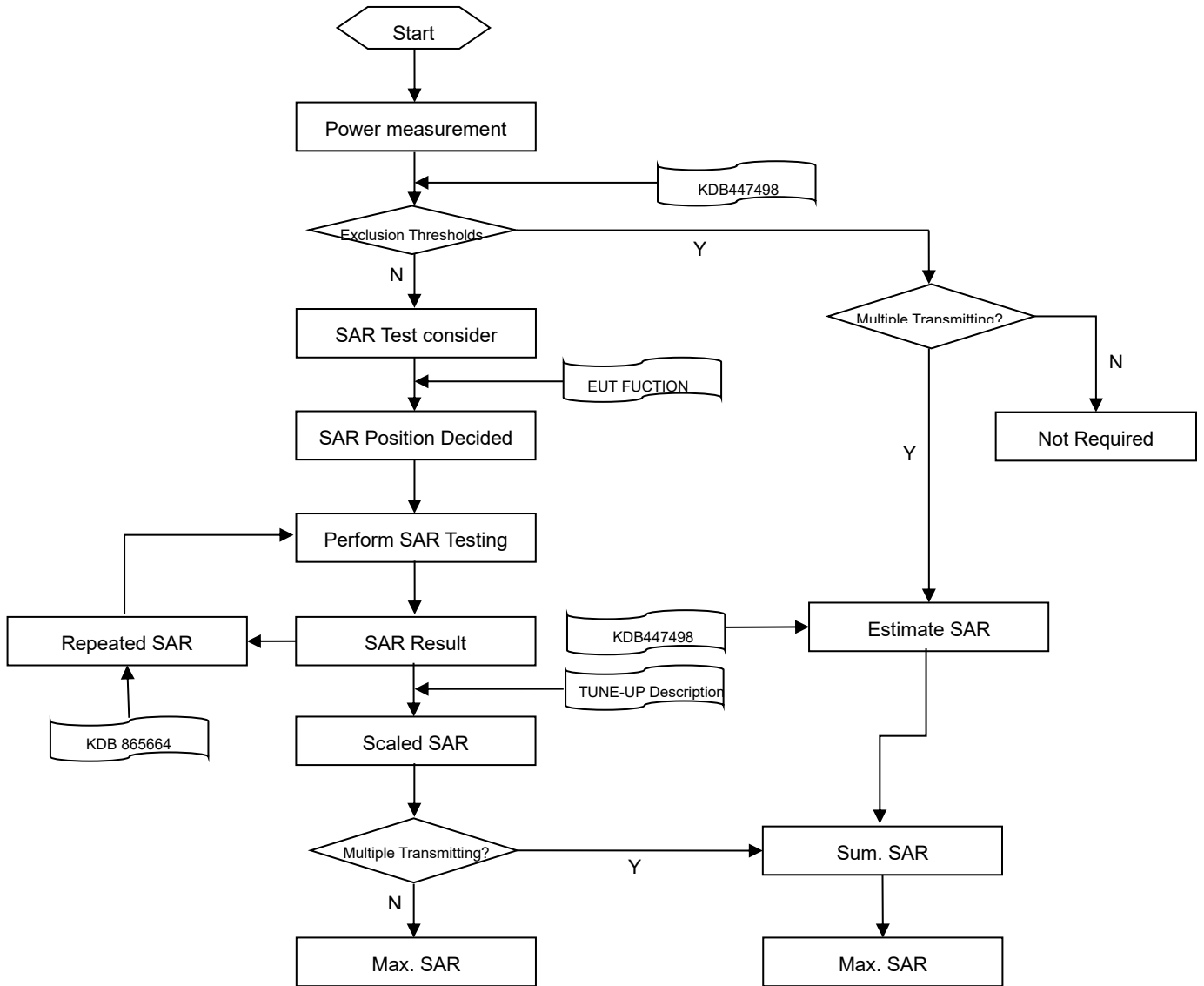
6.4 Product Specific 10g Exposure Consideration

According with FCC KDB 648474 D04, for smart phones with a display diagonal dimension > 15.0 cm or an overall diagonal dimension > 16.0 cm that provide similar mobile web access and multimedia support found in mini-tablets or UMPC mini-tablets that support voice calls next to the ear, unless it is confirmed otherwise through KDB inquiries, the following phablet procedures should be applied to evaluate SAR compliance for each applicable wireless modes and frequency band. Devices marketed as phablets, regardless of form factors and operating characteristics must be tested as a phablet to determine SAR compliance;

The UMPC mini-tablet procedures must also be applied to test the SAR of all surfaces and edges with an antenna located at ≤ 25 mm from that surface or edge, in direct contact with a flat phantom, for 10-g extremity SAR according to the body-equivalent tissue dielectric parameters in KDB 865664 to address interactive hand use exposure conditions. The UMPC mini-tablet 1-g SAR at 5 mm is not required. When hotspot mode applies, 10-g extremity SAR is required only for the surfaces and edges with hotspot mode 1-g reported SAR > 1.2 W/kg.

7 MEASUREMENT PROCEDURE

7.1 Measurement Process Diagram



7.2 SAR Scan General Requirement

Probe boundary effect error compensation is required for measurements with the probe tip closer than half a probe tip diameter to the phantom surface. Both the probe tip diameter and sensor offset distance must satisfy measurement protocols; to ensure probe boundary effect errors are minimized and the higher fields closest to the phantom surface can be correctly measured and extrapolated to the phantom surface for computing 1 g SAR. Tolerances of the post-processing algorithms must be verified by the test laboratory for the scan resolutions used in the SAR measurements, according to the reference distribution functions specified in IEEE Std 1528-2013.

		≤3GHz	>3GHz
Maximum distance from closest measurement point (geometric center of probe sensors) to phantom surface		5±1 mm	$\frac{1}{2} \cdot \delta \cdot \ln(2) \pm 0.5$ mm
Maximum probe angle from probe axis to phantom surface normal at the measurement location		30°±1°	20°±1°
Maximum area scan spatial resolution: Δx Area , Δy Area		≤ 2 GHz: ≤ 15 mm 2 – 3 GHz: ≤ 12 mm	3–4 GHz: ≤ 12 mm 4 – 6 GHz: ≤ 10 mm
		When the x or y dimension of the test device, in the measurement plane orientation, is smaller than the above, the measurement resolution must be ≤ the corresponding x or y dimension of the test device with at least one measurement point on the test device.	
Maximum zoom scan spatial resolution: Δx Zoom , Δy Zoom		≤ 2 GHz: ≤ 8 mm 2 – 3 GHz: ≤ 5 mm*	3–4 GHz: ≤ 5 mm* 4 – 6 GHz: ≤ 4 mm*
Maximum zoom scan spatial resolution, normal to phantom surface	uniform grid: Δz Zoom (n)	≤ 5 mm	3–4 GHz: ≤ 4 mm
			4–5 GHz: ≤ 3 mm
			5–6 GHz: ≤ 2 mm
	graded grid	Δz Zoom (1): between 1st two points closest to phantom surface	≤ 4 mm
4–5 GHz: ≤ 2.5 mm			
	Δz Zoom (n>1): between subsequent points	≤ 1.5· Δz Zoom (n-1)	
Minimum zoom scan volume	x, y, z	≥30 mm	3–4 GHz: ≥ 28 mm
			4–5 GHz: ≥ 25 mm
			5–6 GHz: ≥ 22 mm

Note:

1. δ is the penetration depth of a plane-wave at normal incidence to the tissue medium; see draft standard IEEE P1528-2011 for details.
2. * When zoom scan is required and the reported SAR from the area scan based 1 g SAR estimation procedures of KDB 447498 is ≤ 1.4 W/kg, ≤ 8 mm, ≤ 7 mm and ≤ 5 mm zoom scan resolution may be applied, respectively, for 2 GHz to 3GHz, 3 GHz to 4 GHz and 4 GHz to 6 GHz.

7.3 Measurement Procedure

The following steps are used for each test position

- a. Establish a call with the maximum output power with a base station simulator. The connection between the mobile and the base station simulator is established via air interface
- b. Measurement of the local E-field value at a fixed location. This value serves as a reference value for calculating a possible power drift.
- c. Measurement of the SAR distribution with a grid of 8 to 16mm * 8 to 16 mm and a constant distance to the inner surface of the phantom. Since the sensors cannot directly measure at the inner phantom surface, the values between the sensors and the inner phantom surface are extrapolated. With these values the area of the maximum SAR is calculated by an interpolation scheme.
- d. Around this point, a cube of 30 * 30 * 30 mm or 32 * 32 * 32 mm is assessed by measuring 5 or 8 * 5 or 8*4 or 5 mm. With these data, the peak spatial-average SAR value can be calculated.

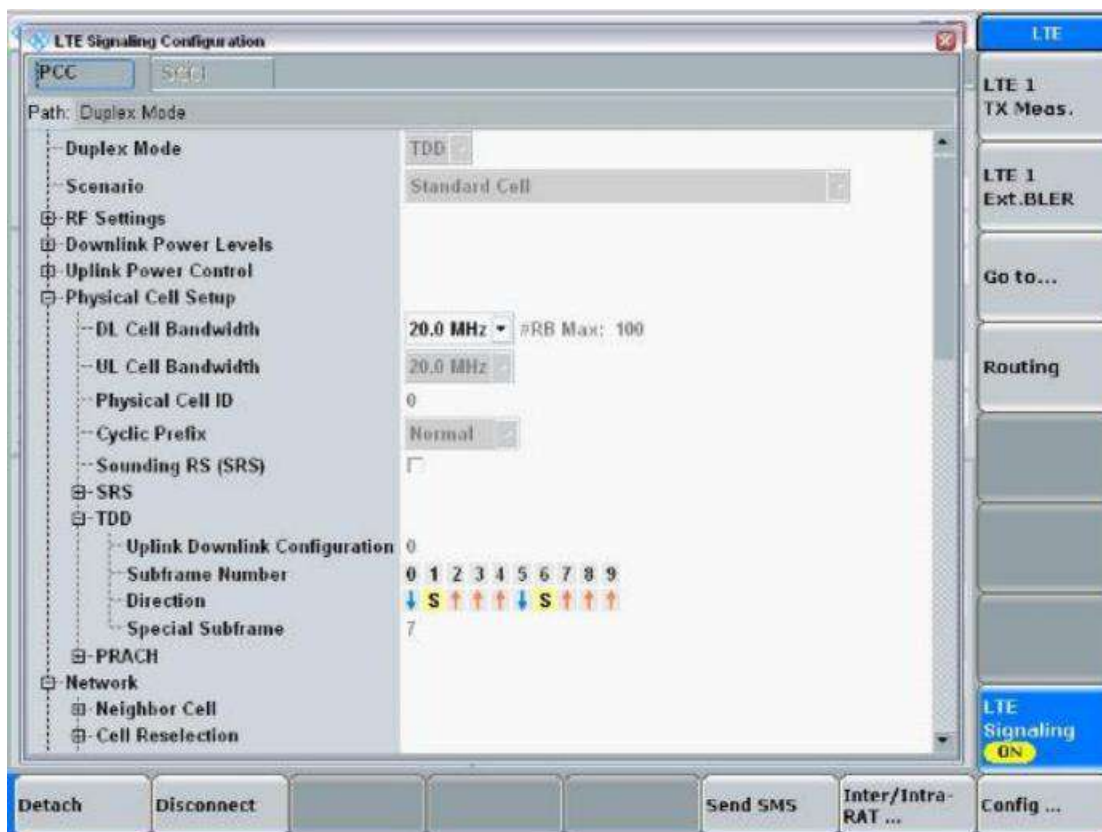
7.4 Area & Zoom Scan Procedure

First Area Scan is used to locate the approximate location(s) of the local peak SAR value(s). The measurement grid within an Area Scan is defined by the grid extent, grid step size and grid offset. Next, in order to determine the EM field distribution in a three-dimensional spatial extension, Zoom Scan is required. The Zoom Scan is performed around the highest E-field value to determine the averaged SAR-distribution over 10 g. Area scan and zoom scan resolution setting follows KDB 865664 D01v01r04 quoted below.

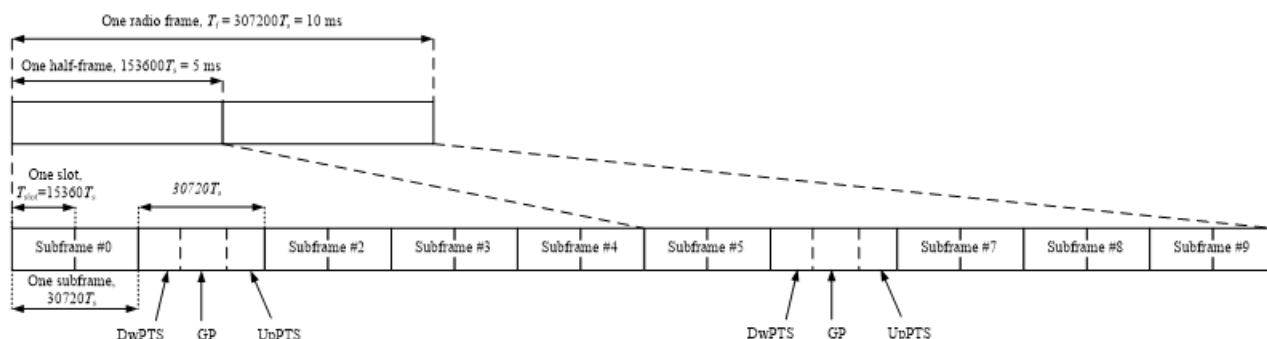
When the 1 g SAR of the highest peak is within 2 dB of the SAR limit, additional zoom scans are required for other peaks within 2 dB of the highest peak that have not been included in any zoom scan to ensure there is no increase in SAR.

7.5 LTE(TDD) Considerations

During TDD-LTE SAR testing, the EUT was commanded to transmit on maximum output power and maximum transmitting bandwidth. The uplink and downlink slot configuration as below in one radio frame.



According to 3GPP Per 3GPP TS 36.211. Each radio frame of length ($T_f=307200 \cdot T_s = 10\text{ms}$) of two half-frames of length ($153600 \cdot T_s = 5\text{ms}$). Each half-frame consists of five sub-frames of length ($30720 \cdot T_s = 1\text{ms}$)



And the special sub-frame with the three fields DwPTS, GP and UpPTS.

The length of DwPTS and UpPTS is given by below table subject to the total length of DwPTS, GP and UpPTS being equal to $30720 \cdot T_s = 1\text{ms}$.

Configuration of special sub-frame (lengths of DwPTS/GP/UpPTS)

Special sub-frame configuration	Normal cyclic prefix in downlink			Extended cyclic prefix in downlink		
	DwPTS	UpPTS		DwPTS	UpPTS	
		Normal cyclic prefix in uplink	Extended cyclic prefix in uplink		Normal cyclic prefix in uplink	Extended cyclic prefix in uplink
0	$6592 \cdot T_s$	$2192 \cdot T_s$	$2560 \cdot T_s$	$7680 \cdot T_s$	$2192 \cdot T_s$	$2560 \cdot T_s$
1	$19760 \cdot T_s$			$20480 \cdot T_s$		
2	$21592 \cdot T_s$			$23040 \cdot T_s$		
3	$24144 \cdot T_s$			$25600 \cdot T_s$		
4	$26336 \cdot T_s$			$7680 \cdot T_s$		
5	$6592 \cdot T_s$	$4384 \cdot T_s$	$5120 \cdot T_s$	$20480 \cdot T_s$	$2560 \cdot T_s$	$5120 \cdot T_s$
6	$19760 \cdot T_s$			$23040 \cdot T_s$		
7	$21592 \cdot T_s$			$12800 \cdot T_s$		
8	$24144 \cdot T_s$			-		
9	$13168 \cdot T_s$			-		

For special sub-frame uplink time we used the largest cyclic prefix for duty cycle calculate;

Maximum uplink time of one special sub-frame=(largest cyclic prefix)/(one sub-frame of length)* time of one sub-frame= $5120 \cdot T_s / 30720 \cdot T_s \cdot 1 \text{ms} = 0.167 \text{ms}$

One radio frame with 6 uplink sub-frames and two special sub-frame,

there for the maximum Uplink time in one radio frame is: $6 \cdot 1 \text{ms} + 2 \cdot 0.167 \text{ms} = 6.334 \text{ms}$

So, the duty cycle for TDD-LTE is: $6.334 \text{ms} / 10 \text{ms} = 1: 1.58$

8 CONDUCTED RF OUPUT POWER

8.1 GSM

Please refer the document “BL-SZ2441396-AP Power List.pdf”.

8.2 WCDMA

Please refer the document “BL-SZ2441396-AP Power List.pdf”.

8.3 LTE

Please refer the document “BL-SZ2441396-AP Power List.pdf”.

8.4 Intra-Band Uplink CA Normal Power

Note:

1. This devices supports intra-band uplink CA of 7C/38C/41C.
2. For intra-band uplink carrier aggregation power verification and measurement is selected highest PCC and SCC bandwidth combination to do and was according to 3GPP 36.52101 sectino6.2.2A.1 and section 6.2.2A.2 test procedure.
3. For intra-band uplink CA output power was measured high / middle / low channel combination, and for SAR verification is selected highest output power combination with each exposure condition in each frequency band using the highest SAR configuration test in standalone LTE mode.

Please refer the document “BL-SZ2441396-AP Power List.pdf”.

8.5 NR Power

Please refer the document “BL-SZ2441396-AP Power List.pdf”.

8.6 WIFI

8.6.1 2.4G WIFI-ANT9-Full power

Band (GHz)	Mode	Channel	Freq. (MHz)	Conducted Power (dBm)	Tune-up Limit (dBm)	SAR Test Require.
2.4 (2.4~2.4835)	802.11b	1	2412	16.52	18.50	NO
		2	2417	17.96	18.50	NO
		3	2422	18.37	20.00	NO
		6	2437	18.56	20.00	YES
		9	2452	18.22	20.00	NO
		10	2457	18.05	19.00	NO
		11	2462	17.03	19.00	NO
	802.11g	1	2412	14.02	16.00	NO
		2	2417	14.56	16.50	NO
		3	2422	17.69	19.00	NO
		6	2437	18.04	19.00	NO
		9	2452	17.08	19.00	NO
		10	2457	15.53	17.50	NO
		11	2462	14.05	16.00	NO
	802.11n(HT20)	1	2412	13.01	15.00	NO
		2	2417	14.15	16.00	NO
		3	2422	17.30	19.00	NO
		6	2437	17.68	19.00	NO
		9	2452	17.18	19.00	NO
		10	2457	15.01	17.00	NO
		11	2462	13.02	15.00	NO
	802.11n(HT40)	3	2422	11.92	13.50	NO
		4	2427	12.65	14.00	NO
		5	2432	17.92	19.00	NO
		6	2437	17.88	19.00	NO
		7	2442	17.78	19.00	NO
		8	2447	11.46	13.00	NO
		9	2452	10.52	12.50	NO
	VHT20	1	2412	13.04	15.00	NO
		2	2417	14.07	16.00	NO
		3	2422	17.28	19.00	NO
		6	2437	17.59	19.00	NO
		9	2452	17.09	19.00	NO
10		2457	15.05	17.00	NO	
11		2462	13.06	15.00	NO	

	VHT40	3	2422	11.76	13.50	NO
		4	2427	12.63	14.00	NO
		5	2432	17.85	19.00	NO
		6	2437	17.87	19.00	NO
		7	2442	17.67	19.00	NO
		8	2447	11.45	13.00	NO
		9	2452	10.58	12.50	NO
	802.11 ax (HE20)	1	2412	13.04	15.00	NO
		2	2417	14.34	16.00	NO
		3	2422	17.57	19.00	NO
		6	2437	17.95	19.00	NO
		9	2452	17.38	19.00	NO
		10	2457	15.19	17.00	NO
	802.11 ax (HE40)	11	2462	13.03	15.00	NO
		3	2422	11.58	13.50	NO
		4	2427	12.25	14.00	NO
		5	2432	17.58	19.00	NO
		6	2437	17.55	19.00	NO
		7	2442	17.39	19.00	NO
		8	2447	11.13	13.00	NO
	9	2452	10.71	12.50	NO	

Note: When multiple channel bandwidth configurations in a frequency band have the same maximum tune-up output power, the test configuration is determined by applying the following steps sequentially.

- 1) The largest channel bandwidth configuration is selected between the multiple configurations in a frequency band with the same maximum tune-up output power.
- 2) When multiple transmission modes (802.11b/g/n/VHT/ax) have the same maximum tune-up output power, largest channel bandwidth, lowest order modulation and lowest data rate, the lowest order 802.11 mode is selected; i.e., 802.11b is chosen over 802.11g, and 802.11g chosen over 802.11n.
- 3) According KDB 247228, when the highest reported SAR for DSSS is adjusted by the ratio of OFDM to DSSS specified maximum output power and the adjusted SAR is ≤ 1.2 W/kg, OFDM SAR test is not required.

8.6.2 2.4G WIFI-ANT9-Level1

Band (GHz)	Mode	Channel	Freq. (MHz)	Conducted Power (dBm)	Tune-up Limit (dBm)	SAR Test Require.
2.4 (2.4~2.4835)	802.11b	1	2412	16.03	18.00	YES
		2	2417	/	/	NO
		3	2422	/	/	NO
		6	2437	17.26	18.00	YES
		9	2452	/	/	NO
		10	2457	/	/	NO
		11	2462	16.38	18.00	YES
	802.11g	1	2412	14.02	16.00	NO
		2	2417	14.56	16.50	NO
		3	2422	15.60	17.00	NO
		6	2437	16.01	17.00	NO
		9	2452	/	/	NO
		10	2457	15.02	17.00	NO
		11	2462	14.05	16.00	NO
	802.11n(HT20)	1	2412	13.01	15.00	NO
		2	2417	14.15	16.00	NO
		3	2422	15.46	17.00	NO
		6	2437	15.66	17.00	NO
		9	2452	/	/	NO
		10	2457	15.01	17.00	NO
		11	2462	13.02	15.00	NO
	802.11n(HT40)	3	2422	11.92	13.50	NO
		4	2427	12.65	14.00	NO
		5	2432	16.00	17.00	NO
		6	2437	15.85	17.00	NO
		7	2442	15.82	17.00	NO
		8	2447	11.46	13.00	NO
		9	2452	10.52	12.50	NO
	VHT20	1	2412	13.04	15.00	NO
		2	2417	14.07	16.00	NO
		3	2422	15.30	17.00	NO
		6	2437	15.59	17.00	NO
		9	2452	/	/	NO
10		2457	15.05	17.00	NO	
11		2462	13.06	15.00	NO	
VHT40	3	2422	11.76	13.50	NO	

		4	2427	12.63	14.00	NO
		5	2432	15.98	17.00	NO
		6	2437	15.97	17.00	NO
		7	2442	15.56	17.00	NO
		8	2447	11.45	13.00	NO
		9	2452	10.58	12.50	NO
	802.11 ax (HE20)	1	2412	13.04	15.00	NO
		2	2417	14.34	16.00	NO
		3	2422	15.71	17.00	NO
		6	2437	15.98	17.00	NO
		9	2452	/	/	NO
		10	2457	15.19	17.00	NO
	802.11 ax (HE40)	11	2462	13.03	15.00	NO
		3	2422	11.58	13.50	NO
		4	2427	12.25	14.00	NO
		5	2432	15.66	17.00	NO
		6	2437	15.52	17.00	NO
		7	2442	15.37	17.00	NO
		8	2447	11.13	13.00	NO
		9	2452	10.71	12.50	NO

Note: When multiple channel bandwidth configurations in a frequency band have the same maximum tune-up output power, the test configuration is determined by applying the following steps sequentially.

- 1) The largest channel bandwidth configuration is selected between the multiple configurations in a frequency band with the same maximum tune-up output power.
- 2) When multiple transmission modes (802.11b/g/n/VHT/ax) have the same maximum tune-up output power, largest channel bandwidth, lowest order modulation and lowest data rate, the lowest order 802.11 mode is selected; i.e., 802.11b is chosen over 802.11g, and 802.11g chosen over 802.11n.
- 3) According KDB 247228, when the highest reported SAR for DSSS is adjusted by the ratio of OFDM to DSSS specified maximum output power and the adjusted SAR is ≤ 1.2 W/kg, OFDM SAR test is not required.
Adjusted SAR = $0.828 * (50.12\text{mW}/63.10\text{mW}) = 0.658$ W/Kg, so 2.4G OFDM SAR test is not required.

8.6.3 2.4G WIFI-ANT9-Level3

Band (GHz)	Mode	Channel	Freq. (MHz)	Conducted Power (dBm)	Tune-up Limit (dBm)	SAR Test Require.
2.4 (2.4~2.4835)	802.11b	1	2412	13.34	15.00	NO
		2	2417	/	/	NO
		3	2422	/	/	NO
		6	2437	13.46	15.00	YES
		9	2452	/	/	NO
		10	2457	/	/	NO
		11	2462	13.36	15.00	NO
	802.11g	1	2412	12.70	14.00	NO
		2	2417	/	/	NO
		3	2422	/	/	NO
		6	2437	13.10	14.00	NO
		9	2452	/	/	NO
		10	2457	/	/	NO
		11	2462	12.10	14.00	NO
	802.11n(HT20)	1	2412	12.30	14.00	NO
		2	2417	/	/	NO
		3	2422	/	/	NO
		6	2437	12.80	14.00	NO
		9	2452	/	/	NO
		10	2457	/	/	NO
		11	2462	12.14	14.00	NO
	802.11n(HT40)	3	2422	11.92	13.50	NO
		4	2427	12.87	14.00	NO
		5	2432	/	/	NO
		6	2437	13.04	14.00	NO
		7	2442	12.70	14.00	NO
		8	2447	11.46	13.00	NO
		9	2452	10.52	12.50	NO
	VHT20	1	2412	12.21	14.00	NO
		2	2417	/	/	NO
		3	2422	/	/	NO
		6	2437	12.69	14.00	NO
		9	2452	/	/	NO
10		2457	/	/	NO	
11		2462	12.15	14.00	NO	
VHT40	3	2422	11.76	13.50	NO	

		4	2427	12.63	14.00	NO
		5	2432	/	/	NO
		6	2437	13.00	14.00	NO
		7	2442	12.75	14.00	NO
		8	2447	11.45	13.00	NO
		9	2452	10.58	12.50	NO
	802.11 ax (HE20)	1	2412	12.60	14.00	NO
		2	2417	/	/	NO
		3	2422	/	/	NO
		6	2437	13.07	14.00	NO
		9	2452	/	/	NO
		10	2457	/	/	NO
	802.11 ax (HE40)	11	2462	12.39	14.00	NO
		3	2422	11.58	13.50	NO
		4	2427	12.25	14.00	NO
		5	2432	/	/	NO
		6	2437	12.51	14.00	NO
		7	2442	12.35	14.00	NO
		8	2447	11.13	13.00	NO
9	2452	10.71	12.50	NO		

Note: When multiple channel bandwidth configurations in a frequency band have the same maximum tune-up output power, the test configuration is determined by applying the following steps sequentially.

- 1) The largest channel bandwidth configuration is selected between the multiple configurations in a frequency band with the same maximum tune-up output power.
- 2) When multiple transmission modes (802.11b/g/n/VHT/ax) have the same maximum tune-up output power, largest channel bandwidth, lowest order modulation and lowest data rate, the lowest order 802.11 mode is selected; i.e., 802.11b is chosen over 802.11g, and 802.11g chosen over 802.11n.
- 3) According KDB 247228, when the highest reported SAR for DSSS is adjusted by the ratio of OFDM to DSSS specified maximum output power and the adjusted SAR is ≤ 1.2 W/kg, OFDM SAR test is not required.

Adjusted SAR = $0.411 * (25.12\text{mW}/31.62\text{mW}) = 0.327$ W/Kg, so 2.4G OFDM SAR test is not required.

8.6.4 2.4G WIFI-ANT9-Level5

Band (GHz)	Mode	Channel	Freq. (MHz)	Conducted Power (dBm)	Tune-up Limit (dBm)	SAR Test Require.
2.4 (2.4~2.4835)	802.11b	1	2412	16.52	18.50	NO
		2	2417	17.96	18.50	NO
		3	2422	18.37	20.00	NO
		6	2437	18.56	20.00	YES
		9	2452	18.22	20.00	NO
		10	2457	18.05	19.00	NO
		11	2462	17.03	19.00	NO
	802.11g	1	2412	14.02	16.00	NO
		2	2417	14.56	16.50	NO
		3	2422	17.69	19.00	NO
		6	2437	18.04	19.00	NO
		9	2452	17.08	19.00	NO
		10	2457	15.53	17.50	NO
		11	2462	14.05	16.00	NO
	802.11n(HT20)	1	2412	13.01	15.00	NO
		2	2417	14.15	16.00	NO
		3	2422	17.30	19.00	NO
		6	2437	17.68	19.00	NO
		9	2452	17.18	19.00	NO
		10	2457	15.01	17.00	NO
		11	2462	13.02	15.00	NO
	802.11n(HT40)	3	2422	11.92	13.50	NO
		4	2427	12.65	14.00	NO
		5	2432	17.92	19.00	NO
		6	2437	17.88	19.00	NO
		7	2442	17.78	19.00	NO
		8	2447	11.46	13.00	NO
		9	2452	10.52	12.50	NO
	VHT20	1	2412	13.04	15.00	NO
		2	2417	14.07	16.00	NO
		3	2422	17.28	19.00	NO
		6	2437	17.59	19.00	NO
		9	2452	17.09	19.00	NO
10		2457	15.05	17.00	NO	
11		2462	13.06	15.00	NO	
VHT40	3	2422	11.76	13.50	NO	

		4	2427	12.63	14.00	NO
		5	2432	17.85	19.00	NO
		6	2437	17.87	19.00	NO
		7	2442	17.67	19.00	NO
		8	2447	11.45	13.00	NO
		9	2452	10.58	12.50	NO
	802.11 ax (HE20)	1	2412	13.04	15.00	NO
		2	2417	14.34	16.00	NO
		3	2422	17.57	19.00	NO
		6	2437	17.95	19.00	NO
		9	2452	17.38	19.00	NO
		10	2457	15.19	17.00	NO
	802.11 ax (HE40)	11	2462	13.03	15.00	NO
		3	2422	11.58	13.50	NO
		4	2427	12.25	14.00	NO
		5	2432	17.58	19.00	NO
		6	2437	17.55	19.00	NO
		7	2442	17.39	19.00	NO
		8	2447	11.13	13.00	NO
9	2452	10.71	12.50	NO		

Note: When multiple channel bandwidth configurations in a frequency band have the same maximum tune-up output power, the test configuration is determined by applying the following steps sequentially.

- 1) The largest channel bandwidth configuration is selected between the multiple configurations in a frequency band with the same maximum tune-up output power.
- 2) When multiple transmission modes (802.11b/g/n/VHT/ax) have the same maximum tune-up output power, largest channel bandwidth, lowest order modulation and lowest data rate, the lowest order 802.11 mode is selected; i.e., 802.11b is chosen over 802.11g, and 802.11g chosen over 802.11n.
- 3) According KDB 247228, when the highest reported SAR for DSSS is adjusted by the ratio of OFDM to DSSS specified maximum output power and the adjusted SAR is ≤ 1.2 W/kg, OFDM SAR test is not required.
Adjusted SAR = $0.214 * (79.43\text{mW}/100.00\text{mW}) = 0.170$ W/Kg, so 2.4G OFDM SAR test is not required.

8.6.5 2.4G WIFI-ANT9-Level7

Band (GHz)	Mode	Channel	Freq. (MHz)	Conducted Power (dBm)	Tune-up Limit (dBm)	SAR Test Require.
2.4 (2.4~2.4835)	802.11b	1	2412	13.82	15.50	NO
		2	2417	/	/	NO
		3	2422	/	/	NO
		6	2437	14.02	15.50	YES
		9	2452	/	/	NO
		10	2457	/	/	NO
		11	2462	13.71	15.50	NO
	802.11g	1	2412	13.21	14.50	NO
		2	2417	/	/	NO
		3	2422	/	/	NO
		6	2437	13.47	14.50	NO
		9	2452	/	/	NO
		10	2457	/	/	NO
		11	2462	12.53	14.50	NO
	802.11n(HT20)	1	2412	12.70	14.50	NO
		2	2417	/	/	NO
		3	2422	/	/	NO
		6	2437	13.19	14.50	NO
		9	2452	/	/	NO
		10	2457	/	/	NO
		11	2462	12.66	14.50	NO
	802.11n(HT40)	3	2422	11.92	13.50	NO
		4	2427	12.65	14.00	NO
		5	2432	13.38	14.50	NO
		6	2437	13.27	14.50	NO
		7	2442	13.21	14.50	NO
		8	2447	11.46	13.00	NO
		9	2452	10.52	12.50	NO
	VHT20	1	2412	12.83	14.50	NO
		2	2417	/	/	NO
		3	2422	/	/	NO
		6	2437	13.11	14.50	NO
		9	2452	/	/	NO
10		2457	/	/	NO	
11		2462	12.66	14.50	NO	
VHT40	3	2422	11.76	13.50	NO	

		4	2427	12.63	14.00	NO
		5	2432	13.31	14.50	NO
		6	2437	13.40	14.50	NO
		7	2442	13.09	14.50	NO
		8	2447	11.45	13.00	NO
		9	2452	10.58	12.50	NO
	802.11 ax (HE20)	1	2412	13.11	14.50	NO
		2	2417	/	/	NO
		3	2422	/	/	NO
		6	2437	13.41	14.50	NO
		9	2452	/	/	NO
		10	2457	/	/	NO
	802.11 ax (HE40)	11	2462	12.79	14.50	NO
		3	2422	11.58	13.50	NO
		4	2427	12.25	14.00	NO
		5	2432	13.09	14.50	NO
		6	2437	13.12	14.50	NO
		7	2442	12.82	14.50	NO
		8	2447	11.13	13.00	NO
9	2452	10.71	12.50	NO		

Note: When multiple channel bandwidth configurations in a frequency band have the same maximum tune-up output power, the test configuration is determined by applying the following steps sequentially.

- 1) The largest channel bandwidth configuration is selected between the multiple configurations in a frequency band with the same maximum tune-up output power.
- 2) When multiple transmission modes (802.11b/g/n/VHT/ax) have the same maximum tune-up output power, largest channel bandwidth, lowest order modulation and lowest data rate, the lowest order 802.11 mode is selected; i.e., 802.11b is chosen over 802.11g, and 802.11g chosen over 802.11n.
- 3) According KDB 247228, when the highest reported SAR for DSSS is adjusted by the ratio of OFDM to DSSS specified maximum output power and the adjusted SAR is ≤ 1.2 W/kg, OFDM SAR test is not required.
Adjusted SAR = $0.138 * (28.18\text{mW}/35.48\text{mW}) = 0.110$ W/Kg, so 2.4G OFDM SAR test is not required.

8.6.6 2.4G WIFI-ANT10-Full power

Band (GHz)	Mode	Channel	Freq. (MHz)	Conducted Power (dBm)	Tune-up Limit (dBm)	SAR Test Require.
2.4 (2.4~2.4835)	802.11b	1	2412	16.73	18.50	NO
		2	2417	17.01	18.50	NO
		3	2422	18.33	20.00	NO
		6	2437	18.36	20.00	YES
		9	2452	18.29	20.00	NO
		10	2457	17.93	19.00	NO
		11	2462	17.21	19.00	NO
	802.11g	1	2412	14.66	16.00	NO
		2	2417	15.41	16.50	NO
		3	2422	18.02	19.00	NO
		6	2437	17.86	19.00	NO
		9	2452	17.39	19.00	NO
		10	2457	15.94	17.50	NO
		11	2462	14.45	16.00	NO
	802.11n(HT20)	1	2412	13.16	15.00	NO
		2	2417	14.64	16.00	NO
		3	2422	17.69	19.00	NO
		6	2437	17.51	19.00	NO
		9	2452	17.02	19.00	NO
		10	2457	15.05	17.00	NO
		11	2462	13.13	15.00	NO
	802.11n(HT40)	3	2422	12.24	13.50	NO
		4	2427	12.89	14.00	NO
		5	2432	17.95	19.00	NO
		6	2437	17.79	19.00	NO
		7	2442	17.67	19.00	NO
		8	2447	11.66	13.00	NO
		9	2452	10.99	12.50	NO
	VHT20	1	2412	13.12	15.00	NO
		2	2417	14.49	16.00	NO
		3	2422	17.69	19.00	NO
		6	2437	17.56	19.00	NO
		9	2452	17.03	19.00	NO
10		2457	15.04	17.00	NO	
11		2462	13.08	15.00	NO	
VHT40	3	2422	12.29	13.50	NO	

		4	2427	12.89	14.00	NO
		5	2432	17.91	19.00	NO
		6	2437	17.88	19.00	NO
		7	2442	17.75	19.00	NO
		8	2447	11.59	13.00	NO
		9	2452	10.96	12.50	NO
	802.11 ax (HE20)	1	2412	13.31	15.00	NO
		2	2417	14.76	16.00	NO
		3	2422	18.03	19.00	NO
		6	2437	17.81	19.00	NO
		9	2452	17.33	19.00	NO
		10	2457	15.29	17.00	NO
	802.11 ax (HE40)	11	2462	13.34	15.00	NO
		3	2422	11.96	13.50	NO
		4	2427	12.55	14.00	NO
		5	2432	17.57	19.00	NO
		6	2437	17.56	19.00	NO
		7	2442	17.49	19.00	NO
		8	2447	11.32	13.00	NO
9	2452	10.67	12.50	NO		

Note: When multiple channel bandwidth configurations in a frequency band have the same maximum tune-up output power, the test configuration is determined by applying the following steps sequentially.

- 1) The largest channel bandwidth configuration is selected between the multiple configurations in a frequency band with the same maximum tune-up output power.
- 2) When multiple transmission modes (802.11b/g/n/VHT/ax) have the same maximum tune-up output power, largest channel bandwidth, lowest order modulation and lowest data rate, the lowest order 802.11 mode is selected; i.e., 802.11b is chosen over 802.11g, and 802.11g chosen over 802.11n.
- 3) According KDB 247228, when the highest reported SAR for DSSS is adjusted by the ratio of OFDM to DSSS specified maximum output power and the adjusted SAR is ≤ 1.2 W/kg, OFDM SAR test is not required.

8.6.7 2.4G WIFI-ANT10-Level1

Band (GHz)	Mode	Channel	Freq. (MHz)	Conducted Power (dBm)	Tune-up Limit (dBm)	SAR Test Require.
2.4 (2.4~2.4835)	802.11b	1	2412	16.12	18.00	NO
		2	2417	/	/	NO
		3	2422	/	/	NO
		6	2437	17.35	18.00	YES
		9	2452	/	/	NO
		10	2457	/	/	NO
		11	2462	16.82	18.00	NO
	802.11g	1	2412	14.66	16.00	NO
		2	2417	15.41	16.50	NO
		3	2422	16.13	17.00	NO
		6	2437	15.80	17.00	NO
		9	2452	/	/	NO
		10	2457	15.46	17.00	NO
		11	2462	14.45	16.00	NO
	802.11n(HT20)	1	2412	13.16	15.00	NO
		2	2417	14.64	16.00	NO
		3	2422	15.82	17.00	NO
		6	2437	15.50	17.00	NO
		9	2452	/	/	NO
		10	2457	15.05	17.00	NO
		11	2462	13.13	15.00	NO
	802.11n(HT40)	3	2422	12.24	13.50	NO
		4	2427	12.89	14.00	NO
		5	2432	15.90	17.00	NO
		6	2437	15.90	17.00	NO
		7	2442	15.77	17.00	NO
		8	2447	11.66	13.00	NO
		9	2452	10.99	12.50	NO
	VHT20	1	2412	13.12	15.00	NO
		2	2417	14.49	16.00	NO
		3	2422	15.69	17.00	NO
		6	2437	15.52	17.00	NO
		9	2452	15.12	/	NO
10		2457	15.04	17.00	NO	
11		2462	13.08	15.00	NO	
VHT40	3	2422	12.29	13.50	NO	

		4	2427	12.89	14.00	NO
		5	2432	16.06	17.00	NO
		6	2437	15.82	17.00	NO
		7	2442	15.85	17.00	NO
		8	2447	11.59	13.00	NO
		9	2452	10.96	12.50	NO
	802.11 ax (HE20)	1	2412	13.31	15.00	NO
		2	2417	14.76	16.00	NO
		3	2422	16.10	17.00	NO
		6	2437	15.89	17.00	NO
		9	2452	15.31	/	NO
		10	2457	15.29	17.00	NO
	802.11 ax (HE40)	11	2462	13.34	15.00	NO
		3	2422	11.96	13.50	NO
		4	2427	12.55	14.00	NO
		5	2432	15.74	17.00	NO
		6	2437	15.51	17.00	NO
		7	2442	15.54	17.00	NO
		8	2447	11.32	13.00	NO
9	2452	10.67	12.50	NO		

Note: When multiple channel bandwidth configurations in a frequency band have the same maximum tune-up output power, the test configuration is determined by applying the following steps sequentially.

- 1) The largest channel bandwidth configuration is selected between the multiple configurations in a frequency band with the same maximum tune-up output power.
- 2) When multiple transmission modes (802.11b/g/n/VHT/ax) have the same maximum tune-up output power, largest channel bandwidth, lowest order modulation and lowest data rate, the lowest order 802.11 mode is selected; i.e., 802.11b is chosen over 802.11g, and 802.11g chosen over 802.11n.
- 3) According KDB 247228, when the highest reported SAR for DSSS is adjusted by the ratio of OFDM to DSSS specified maximum output power and the adjusted SAR is ≤ 1.2 W/kg, OFDM SAR test is not required.
Adjusted SAR = $0.439 * (50.12\text{mW}/63.10\text{mW}) = 0.349$ W/Kg, so 2.4G OFDM SAR test is not required.

8.6.8 2.4G WIFI-ANT10-Level3

Band (GHz)	Mode	Channel	Freq. (MHz)	Conducted Power (dBm)	Tune-up Limit (dBm)	SAR Test Require.
2.4 (2.4~2.4835)	802.11b	1	2412	13.39	15.00	NO
		2	2417	/	/	NO
		3	2422	/	/	NO
		6	2437	13.47	15.00	YES
		9	2452	/	/	NO
		10	2457	/	/	NO
		11	2462	13.20	15.00	NO
	802.11g	1	2412	13.09	14.00	NO
		2	2417	/	/	NO
		3	2422	/	/	NO
		6	2437	12.99	14.00	NO
		9	2452	/	/	NO
		10	2457	/	/	NO
		11	2462	12.55	14.00	NO
	802.11n(HT20)	1	2412	12.68	14.00	NO
		2	2417	/	/	NO
		3	2422	/	/	NO
		6	2437	12.54	14.00	NO
		9	2452	/	/	NO
		10	2457	/	/	NO
		11	2462	12.07	14.00	NO
	802.11n(HT40)	3	2422	12.24	13.50	NO
		4	2427	12.89	14.00	NO
		5	2432	/	/	NO
		6	2437	12.72	14.00	NO
		7	2442	12.67	14.00	NO
		8	2447	11.66	13.00	NO
		9	2452	10.99	12.50	NO
	VHT20	1	2412	12.85	14.00	NO
		2	2417	/	/	NO
		3	2422	/	/	NO
		6	2437	12.63	14.00	NO
		9	2452	/	/	NO
10		2457	/	/	NO	
11		2462	12.02	14.00	NO	
VHT40	3	2422	12.29	13.50	NO	

		4	2427	12.89	14.00	NO
		5	2432	/	/	NO
		6	2437	12.97	14.00	NO
		7	2442	12.76	14.00	NO
		8	2447	11.59	13.00	NO
		9	2452	10.96	12.50	NO
	802.11 ax (HE20)	1	2412	13.03	14.00	NO
		2	2417	/	/	NO
		3	2422	/	/	NO
		6	2437	12.77	14.00	NO
		9	2452	/	/	NO
		10	2457	/	/	NO
	802.11 ax (HE40)	11	2462	12.45	14.00	NO
		3	2422	11.96	13.50	NO
		4	2427	12.55	14.00	NO
		5	2432	/	/	NO
		6	2437	12.50	14.00	NO
		7	2442	12.52	14.00	NO
		8	2447	11.32	13.00	NO
		9	2452	10.67	12.50	NO

Note: When multiple channel bandwidth configurations in a frequency band have the same maximum tune-up output power, the test configuration is determined by applying the following steps sequentially.

- 1) The largest channel bandwidth configuration is selected between the multiple configurations in a frequency band with the same maximum tune-up output power.
- 2) When multiple transmission modes (802.11b/g/n/VHT/ax) have the same maximum tune-up output power, largest channel bandwidth, lowest order modulation and lowest data rate, the lowest order 802.11 mode is selected; i.e., 802.11b is chosen over 802.11g, and 802.11g chosen over 802.11n.
- 3) According KDB 247228, when the highest reported SAR for DSSS is adjusted by the ratio of OFDM to DSSS specified maximum output power and the adjusted SAR is ≤ 1.2 W/kg, OFDM SAR test is not required.
Adjusted SAR = $0.220 * (25.12\text{mW}/31.62\text{mW}) = 0.175$ W/Kg, so 2.4G OFDM SAR test is not required.

8.6.9 2.4G WIFI-ANT10-Level5

Band (GHz)	Mode	Channel	Freq. (MHz)	Conducted Power (dBm)	Tune-up Limit (dBm)	SAR Test Require.
2.4 (2.4~2.4835)	802.11b	1	2412	16.73	18.50	NO
		2	2417	17.01	18.50	NO
		3	2422	18.33	20.00	NO
		6	2437	18.36	20.00	YES
		9	2452	18.29	20.00	NO
		10	2457	17.93	19.00	NO
		11	2462	17.21	19.00	NO
	802.11g	1	2412	14.66	16.00	NO
		2	2417	15.41	16.50	NO
		3	2422	18.02	19.00	NO
		6	2437	17.86	19.00	NO
		9	2452	17.39	19.00	NO
		10	2457	15.94	17.50	NO
		11	2462	14.45	16.00	NO
	802.11n(HT20)	1	2412	13.16	15.00	NO
		2	2417	14.64	16.00	NO
		3	2422	17.69	19.00	NO
		6	2437	17.51	19.00	NO
		9	2452	17.02	19.00	NO
		10	2457	15.05	17.00	NO
		11	2462	13.13	15.00	NO
	802.11n(HT40)	3	2422	12.24	13.50	NO
		4	2427	12.89	14.00	NO
		5	2432	17.95	19.00	NO
		6	2437	17.79	19.00	NO
		7	2442	17.67	19.00	NO
		8	2447	11.66	13.00	NO
		9	2452	10.99	12.50	NO
	VHT20	1	2412	13.12	15.00	NO
		2	2417	14.49	16.00	NO
		3	2422	17.69	19.00	NO
		6	2437	17.56	19.00	NO
		9	2452	17.03	19.00	NO
10		2457	15.04	17.00	NO	
11		2462	13.08	15.00	NO	
VHT40	3	2422	12.29	13.50	NO	

		4	2427	12.89	14.00	NO
		5	2432	17.91	19.00	NO
		6	2437	17.88	19.00	NO
		7	2442	17.75	19.00	NO
		8	2447	11.59	13.00	NO
		9	2452	10.96	12.50	NO
	802.11 ax (HE20)	1	2412	13.31	15.00	NO
		2	2417	14.76	16.00	NO
		3	2422	18.03	19.00	NO
		6	2437	17.81	19.00	NO
		9	2452	17.33	19.00	NO
		10	2457	15.29	17.00	NO
	802.11 ax (HE40)	11	2462	13.34	15.00	NO
		3	2422	11.96	13.50	NO
		4	2427	12.55	14.00	NO
		5	2432	17.57	19.00	NO
		6	2437	17.56	19.00	NO
		7	2442	17.49	19.00	NO
		8	2447	11.32	13.00	NO
9	2452	10.67	12.50	NO		

Note: When multiple channel bandwidth configurations in a frequency band have the same maximum tune-up output power, the test configuration is determined by applying the following steps sequentially.

- 1) The largest channel bandwidth configuration is selected between the multiple configurations in a frequency band with the same maximum tune-up output power.
- 2) When multiple transmission modes (802.11b/g/n/VHT/ax) have the same maximum tune-up output power, largest channel bandwidth, lowest order modulation and lowest data rate, the lowest order 802.11 mode is selected; i.e., 802.11b is chosen over 802.11g, and 802.11g chosen over 802.11n.
- 3) According KDB 247228, when the highest reported SAR for DSSS is adjusted by the ratio of OFDM to DSSS specified maximum output power and the adjusted SAR is ≤ 1.2 W/kg, OFDM SAR test is not required.
Adjusted SAR = $0.148 * (79.43\text{mW}/100.00\text{mW}) = 0.118$ W/Kg, so 2.4G OFDM SAR test is not required.

8.6.10 2.4G WIFI-ANT10-Level7

Band (GHz)	Mode	Channel	Freq. (MHz)	Conducted Power (dBm)	Tune-up Limit (dBm)	SAR Test Require.
2.4 (2.4~2.4835)	802.11b	1	2412	13.85	15.50	NO
		2	2417	/	/	NO
		3	2422	/	/	NO
		6	2437	13.85	15.50	YES
		9	2452	/	/	NO
		10	2457	/	/	NO
		11	2462	13.68	15.50	NO
	802.11g	1	2412	13.40	14.50	NO
		2	2417	/	/	NO
		3	2422	/	/	NO
		6	2437	13.26	14.50	NO
		9	2452	/	/	NO
		10	2457	/	/	NO
		11	2462	12.84	14.50	NO
	802.11n(HT20)	1	2412	13.14	14.50	NO
		2	2417	/	/	NO
		3	2422	/	/	NO
		6	2437	13.02	14.50	NO
		9	2452	/	/	NO
		10	2457	/	/	NO
		11	2462	12.55	14.50	NO
	802.11n(HT40)	3	2422	12.24	13.50	NO
		4	2427	12.89	14.00	NO
		5	2432	13.34	14.50	NO
		6	2437	13.23	14.50	NO
		7	2442	13.10	14.50	NO
		8	2447	11.66	13.00	NO
		9	2452	10.99	12.50	NO
	VHT20	1	2412	13.11	14.50	NO
		2	2417	/	/	NO
		3	2422	/	/	NO
		6	2437	12.94	14.50	NO
		9	2452	/	/	NO
10		2457	/	/	NO	
11		2462	12.67	14.50	NO	
VHT40	3	2422	12.29	13.50	NO	

		4	2427	12.89	14.00	NO
		5	2432	13.33	14.50	NO
		6	2437	13.40	14.50	NO
		7	2442	13.24	14.50	NO
		8	2447	11.59	13.00	NO
		9	2452	10.96	12.50	NO
	802.11 ax (HE20)	1	2412	13.31	14.50	NO
		2	2417	/	/	NO
		3	2422	/	/	NO
		6	2437	13.25	14.50	NO
		9	2452	/	/	NO
		10	2457	/	/	NO
	802.11 ax (HE40)	11	2462	12.72	14.50	NO
		3	2422	11.96	13.50	NO
		4	2427	12.55	14.00	NO
		5	2432	13.12	14.50	NO
		6	2437	13.09	14.50	NO
		7	2442	12.95	14.50	NO
		8	2447	11.32	13.00	NO
9	2452	10.67	12.50	NO		

Note: When multiple channel bandwidth configurations in a frequency band have the same maximum tune-up output power, the test configuration is determined by applying the following steps sequentially.

- 1) The largest channel bandwidth configuration is selected between the multiple configurations in a frequency band with the same maximum tune-up output power.
- 2) When multiple transmission modes (802.11b/g/n/VHT/ax) have the same maximum tune-up output power, largest channel bandwidth, lowest order modulation and lowest data rate, the lowest order 802.11 mode is selected; i.e., 802.11b is chosen over 802.11g, and 802.11g chosen over 802.11n.
- 3) According KDB 247228, when the highest reported SAR for DSSS is adjusted by the ratio of OFDM to DSSS specified maximum output power and the adjusted SAR is ≤ 1.2 W/kg, OFDM SAR test is not required.
Adjusted SAR = $0.242 * (28.18\text{mW}/35.48\text{mW}) = 0.192$ W/Kg, so 2.4G OFDM SAR test is not required.

8.6.11 2.4G WIFI-MIMO-Full power

Band (GHz)	Mode	Channel	Freq. (MHz)	Conducted Power (dBm)	Tune-up Limit (dBm)	SAR Test Require.
2.4 (2.4~2.4835)	802.11b	1	2412	19.64	21.50	NO
		2	2417	20.52	21.50	NO
		3	2422	21.36	23.00	NO
		6	2437	21.47	23.00	YES
		9	2452	21.27	23.00	NO
		10	2457	21.00	22.00	NO
		11	2462	20.13	22.00	NO
	802.11g	1	2412	17.36	19.00	NO
		2	2417	18.02	19.50	NO
		3	2422	20.87	22.00	NO
		6	2437	20.96	22.00	NO
		9	2452	20.25	22.00	NO
		10	2457	18.75	20.50	NO
		11	2462	17.26	19.00	NO
	802.11n(HT20)	1	2412	16.10	18.00	NO
		2	2417	17.41	19.00	NO
		3	2422	20.51	22.00	NO
		6	2437	20.61	22.00	NO
		9	2452	20.11	22.00	NO
		10	2457	18.04	20.00	NO
		11	2462	16.09	18.00	NO
	802.11n(HT40)	3	2422	15.09	16.50	NO
		4	2427	15.78	17.00	NO
		5	2432	20.95	22.00	NO
		6	2437	20.85	22.00	NO
		7	2442	20.74	22.00	NO
		8	2447	14.57	16.00	NO
		9	2452	13.77	15.50	NO
	VHT20	1	2412	16.09	18.00	NO
		2	2417	17.30	19.00	NO
		3	2422	20.50	22.00	NO
		6	2437	20.59	22.00	NO
		9	2452	20.07	22.00	NO
10		2457	18.06	20.00	NO	
11		2462	16.08	18.00	NO	
VHT40	3	2422	15.04	16.50	NO	

		4	2427	15.77	17.00	NO
		5	2432	20.89	22.00	NO
		6	2437	20.89	22.00	NO
		7	2442	20.72	22.00	NO
		8	2447	14.53	16.00	NO
		9	2452	13.78	15.50	NO
	802.11 ax (HE20)	1	2412	16.19	18.00	NO
		2	2417	17.57	19.00	NO
		3	2422	20.82	22.00	NO
		6	2437	20.89	22.00	NO
		9	2452	20.37	22.00	NO
		10	2457	18.25	20.00	NO
	802.11 ax (HE40)	11	2462	16.20	18.00	NO
		3	2422	14.78	16.50	NO
		4	2427	15.41	17.00	NO
		5	2432	20.59	22.00	NO
		6	2437	20.57	22.00	NO
		7	2442	20.45	22.00	NO
		8	2447	14.24	16.00	NO
9	2452	13.70	15.50	NO		

Note: When multiple channel bandwidth configurations in a frequency band have the same maximum tune-up output power, the test configuration is determined by applying the following steps sequentially.

- 1) The largest channel bandwidth configuration is selected between the multiple configurations in a frequency band with the same maximum tune-up output power.
- 2) When multiple transmission modes (802.11b/g/n/VHT/ax) have the same maximum tune-up output power, largest channel bandwidth, lowest order modulation and lowest data rate, the lowest order 802.11 mode is selected; i.e., 802.11b is chosen over 802.11g, and 802.11g chosen over 802.11n.
- 3) According KDB 247228, when the highest reported SAR for DSSS is adjusted by the ratio of OFDM to DSSS specified maximum output power and the adjusted SAR is ≤ 1.2 W/kg, OFDM SAR test is not required.

8.6.12 2.4G WIFI-MIMO-Level1

Band (GHz)	Mode	Channel	Freq. (MHz)	Conducted Power (dBm)	Tune-up Limit (dBm)	SAR Test Require.
2.4 (2.4~2.4835)	802.11b	1	2412	19.09	21.00	NO
		2	2417	/	/	NO
		3	2422	/	/	NO
		6	2437	20.32	21.00	YES
		9	2452	/	/	NO
		10	2457	/	/	NO
		11	2462	19.62	21.00	NO
	802.11g	1	2412	17.36	19.00	NO
		2	2417	18.02	19.50	NO
		3	2422	18.88	20.00	NO
		6	2437	18.92	20.00	NO
		9	2452	/	/	NO
		10	2457	18.26	20.00	NO
		11	2462	17.26	19.00	NO
	802.11n(HT20)	1	2412	16.10	18.00	NO
		2	2417	17.41	19.00	NO
		3	2422	18.65	20.00	NO
		6	2437	18.59	20.00	NO
		9	2452	/	/	NO
		10	2457	18.04	20.00	NO
		11	2462	16.09	18.00	NO
	802.11n(HT40)	3	2422	15.09	16.50	NO
		4	2427	15.78	17.00	NO
		5	2432	18.96	20.00	NO
		6	2437	18.89	20.00	NO
		7	2442	18.81	20.00	NO
		8	2447	14.57	16.00	NO
		9	2452	13.77	15.50	NO
	VHT20	1	2412	16.09	18.00	NO
		2	2417	17.30	19.00	NO
		3	2422	18.51	20.00	NO
		6	2437	18.57	20.00	NO
		9	2452	/	/	NO
10		2457	18.06	20.00	NO	
11		2462	16.08	18.00	NO	
VHT40	3	2422	15.04	16.50	NO	

		4	2427	15.77	17.00	NO
		5	2432	19.03	20.00	NO
		6	2437	18.91	20.00	NO
		7	2442	18.72	20.00	NO
		8	2447	14.53	16.00	NO
		9	2452	13.78	15.50	NO
	802.11 ax (HE20)	1	2412	16.19	18.00	NO
		2	2417	17.57	19.00	NO
		3	2422	18.92	20.00	NO
		6	2437	18.95	20.00	NO
		9	2452	/	/	NO
		10	2457	18.25	20.00	NO
	802.11 ax (HE40)	11	2462	16.20	18.00	NO
		3	2422	14.78	16.50	NO
		4	2427	15.41	17.00	NO
		5	2432	18.71	20.00	NO
		6	2437	18.53	20.00	NO
		7	2442	18.47	20.00	NO
		8	2447	14.24	16.00	NO
		9	2452	13.70	15.50	NO

Note: When multiple channel bandwidth configurations in a frequency band have the same maximum tune-up output power, the test configuration is determined by applying the following steps sequentially.

- 1) The largest channel bandwidth configuration is selected between the multiple configurations in a frequency band with the same maximum tune-up output power.
- 2) When multiple transmission modes (802.11b/g/n/VHT/ax) have the same maximum tune-up output power, largest channel bandwidth, lowest order modulation and lowest data rate, the lowest order 802.11 mode is selected; i.e., 802.11b is chosen over 802.11g, and 802.11g chosen over 802.11n.
- 3) According KDB 247228, when the highest reported SAR for DSSS is adjusted by the ratio of OFDM to DSSS specified maximum output power and the adjusted SAR is ≤ 1.2 W/kg, OFDM SAR test is not required.
Adjusted SAR = $0.727 * (100.00\text{mW}/125.59\text{mW}) = 0.577$ W/Kg, so 2.4G OFDM SAR test is not required.

8.6.13 2.4G WIFI-MIMO-Level3

Band (GHz)	Mode	Channel	Freq. (MHz)	Conducted Power (dBm)	Tune-up Limit (dBm)	SAR Test Require.
2.4 (2.4~2.4835)	802.11b	1	2412	16.38	18.00	NO
		2	2417	/	/	NO
		3	2422	/	/	NO
		6	2437	16.48	18.00	YES
		9	2452	/	/	NO
		10	2457	/	/	NO
		11	2462	16.29	18.00	NO
	802.11g	1	2412	15.91	17.00	NO
		2	2417	/	/	NO
		3	2422	/	/	NO
		6	2437	16.06	17.00	NO
		9	2452	/	/	NO
		10	2457	/	/	NO
		11	2462	15.34	17.00	NO
	802.11n(HT20)	1	2412	15.50	17.00	NO
		2	2417	/	/	NO
		3	2422	/	/	NO
		6	2437	15.68	17.00	NO
		9	2452	/	/	NO
		10	2457	/	/	NO
		11	2462	15.12	17.00	NO
	802.11n(HT40)	3	2422	15.09	16.50	NO
		4	2427	15.89	17.00	NO
		5	2432	/	/	NO
		6	2437	15.89	17.00	NO
		7	2442	15.70	17.00	NO
		8	2447	14.57	16.00	NO
		9	2452	13.77	15.50	NO
	VHT20	1	2412	15.55	17.00	NO
		2	2417	/	/	NO
		3	2422	/	/	NO
		6	2437	15.67	17.00	NO
		9	2452	/	/	NO
10		2457	/	/	NO	
11		2462	15.10	17.00	NO	
VHT40	3	2422	15.04	16.50	NO	

		4	2427	15.77	17.00	NO
		5	2432	/	/	NO
		6	2437	16.00	17.00	NO
		7	2442	15.77	17.00	NO
		8	2447	14.53	16.00	NO
		9	2452	13.78	15.50	NO
	802.11 ax (HE20)	1	2412	15.83	17.00	NO
		2	2417	/	/	NO
		3	2422	/	/	NO
		6	2437	15.93	17.00	NO
		9	2452	/	/	NO
		10	2457	/	/	NO
	802.11 ax (HE40)	11	2462	15.43	17.00	NO
		3	2422	14.78	16.50	NO
		4	2427	15.41	17.00	NO
		5	2432	/	/	NO
		6	2437	15.52	17.00	NO
		7	2442	15.45	17.00	NO
		8	2447	14.24	16.00	NO
		9	2452	13.70	15.50	NO

Note: When multiple channel bandwidth configurations in a frequency band have the same maximum tune-up output power, the test configuration is determined by applying the following steps sequentially.

- 1) The largest channel bandwidth configuration is selected between the multiple configurations in a frequency band with the same maximum tune-up output power.
- 2) When multiple transmission modes (802.11b/g/n/VHT/ax) have the same maximum tune-up output power, largest channel bandwidth, lowest order modulation and lowest data rate, the lowest order 802.11 mode is selected; i.e., 802.11b is chosen over 802.11g, and 802.11g chosen over 802.11n.
- 3) According KDB 247228, when the highest reported SAR for DSSS is adjusted by the ratio of OFDM to DSSS specified maximum output power and the adjusted SAR is ≤ 1.2 W/kg, OFDM SAR test is not required.
Adjusted SAR = $0.360 * (50.12\text{mW}/63.10\text{mW}) = 0.286$ W/Kg, so 2.4G OFDM SAR test is not required.

8.6.14 2.4G WIFI-MIMO-Level5

Band (GHz)	Mode	Channel	Freq. (MHz)	Conducted Power (dBm)	Tune-up Limit (dBm)	SAR Test Require.
2.4 (2.4~2.4835)	802.11b	1	2412	19.64	21.50	NO
		2	2417	20.52	21.50	NO
		3	2422	21.36	23.00	NO
		6	2437	21.47	23.00	YES
		9	2452	21.27	23.00	NO
		10	2457	21.00	22.00	NO
		11	2462	20.13	22.00	NO
	802.11g	1	2412	17.36	19.00	NO
		2	2417	18.02	19.50	NO
		3	2422	20.87	22.00	NO
		6	2437	20.96	22.00	NO
		9	2452	20.25	22.00	NO
		10	2457	18.75	20.50	NO
		11	2462	17.26	19.00	NO
	802.11n(HT20)	1	2412	16.10	18.00	NO
		2	2417	17.41	19.00	NO
		3	2422	20.51	22.00	NO
		6	2437	20.61	22.00	NO
		9	2452	20.11	22.00	NO
		10	2457	18.04	20.00	NO
		11	2462	16.09	18.00	NO
	802.11n(HT40)	3	2422	15.09	16.50	NO
		4	2427	15.78	17.00	NO
		5	2432	20.95	22.00	NO
		6	2437	20.85	22.00	NO
		7	2442	20.74	22.00	NO
		8	2447	14.57	16.00	NO
		9	2452	13.77	15.50	NO
	VHT20	1	2412	16.09	18.00	NO
		2	2417	17.30	19.00	NO
		3	2422	20.50	22.00	NO
		6	2437	20.59	22.00	NO
		9	2452	20.07	22.00	NO
10		2457	18.06	20.00	NO	
11		2462	16.08	18.00	NO	
VHT40	3	2422	15.04	16.50	NO	

		4	2427	15.77	17.00	NO
		5	2432	20.89	22.00	NO
		6	2437	20.89	22.00	NO
		7	2442	20.72	22.00	NO
		8	2447	14.53	16.00	NO
		9	2452	13.78	15.50	NO
	802.11 ax (HE20)	1	2412	16.19	18.00	NO
		2	2417	17.57	19.00	NO
		3	2422	20.82	22.00	NO
		6	2437	20.89	22.00	NO
		9	2452	20.37	22.00	NO
		10	2457	18.25	20.00	NO
	802.11 ax (HE40)	11	2462	16.20	18.00	NO
		3	2422	14.78	16.50	NO
		4	2427	15.41	17.00	NO
		5	2432	20.59	22.00	NO
		6	2437	20.57	22.00	NO
		7	2442	20.45	22.00	NO
		8	2447	14.24	16.00	NO
9	2452	13.70	15.50	NO		

Note: When multiple channel bandwidth configurations in a frequency band have the same maximum tune-up output power, the test configuration is determined by applying the following steps sequentially.

- 1) The largest channel bandwidth configuration is selected between the multiple configurations in a frequency band with the same maximum tune-up output power.
- 2) When multiple transmission modes (802.11b/g/n/VHT/ax) have the same maximum tune-up output power, largest channel bandwidth, lowest order modulation and lowest data rate, the lowest order 802.11 mode is selected; i.e., 802.11b is chosen over 802.11g, and 802.11g chosen over 802.11n.
- 3) According KDB 247228, when the highest reported SAR for DSSS is adjusted by the ratio of OFDM to DSSS specified maximum output power and the adjusted SAR is ≤ 1.2 W/kg, OFDM SAR test is not required.
Adjusted SAR = $0.257 * (158.49\text{mW}/199.53\text{mW}) = 0.204$ W/Kg, so 2.4G OFDM SAR test is not required.

8.6.15 2.4G WIFI-MIMO-Level7

Band (GHz)	Mode	Channel	Freq. (MHz)	Conducted Power (dBm)	Tune-up Limit (dBm)	SAR Test Require.
2.4 (2.4~2.4835)	802.11b	1	2412	16.85	18.50	NO
		2	2417	/	/	NO
		3	2422	/	/	NO
		6	2437	16.95	18.50	YES
		9	2452	/	/	NO
		10	2457	/	/	NO
		11	2462	16.71	18.50	NO
	802.11g	1	2412	16.32	17.50	NO
		2	2417	/	/	NO
		3	2422	/	/	NO
		6	2437	16.38	17.50	NO
		9	2452	/	/	NO
		10	2457	/	/	NO
		11	2462	15.70	17.50	NO
	802.11n(HT20)	1	2412	15.94	17.50	NO
		2	2417	/	/	NO
		3	2422	/	/	NO
		6	2437	16.12	17.50	NO
		9	2452	/	/	NO
		10	2457	/	/	NO
		11	2462	15.62	17.50	NO
	802.11n(HT40)	3	2422	15.09	16.50	NO
		4	2427	15.78	17.00	NO
		5	2432	16.37	17.50	NO
		6	2437	16.26	17.50	NO
		7	2442	16.17	17.50	NO
		8	2447	14.57	16.00	NO
		9	2452	13.77	15.50	NO
	VHT20	1	2412	15.98	17.50	NO
		2	2417	/	/	NO
		3	2422	/	/	NO
		6	2437	16.04	17.50	NO
		9	2452	/	/	NO
10		2457	/	/	NO	
11		2462	15.68	17.50	NO	
VHT40	3	2422	15.04	16.50	NO	

		4	2427	15.77	17.00	NO
		5	2432	16.33	17.50	NO
		6	2437	16.41	17.50	NO
		7	2442	16.18	17.50	NO
		8	2447	14.53	16.00	NO
		9	2452	13.78	15.50	NO
	802.11 ax (HE20)	1	2412	16.22	17.50	NO
		2	2417	/	/	NO
		3	2422	/	/	NO
		6	2437	16.34	17.50	NO
		9	2452	/	/	NO
		10	2457	/	/	NO
	802.11 ax (HE40)	11	2462	15.77	17.50	NO
		3	2422	14.78	16.50	NO
		4	2427	15.41	17.00	NO
		5	2432	16.12	17.50	NO
		6	2437	16.12	17.50	NO
		7	2442	15.90	17.50	NO
		8	2447	14.24	16.00	NO
9	2452	13.70	15.50	NO		

Note: When multiple channel bandwidth configurations in a frequency band have the same maximum tune-up output power, the test configuration is determined by applying the following steps sequentially.

- 1) The largest channel bandwidth configuration is selected between the multiple configurations in a frequency band with the same maximum tune-up output power.
- 2) When multiple transmission modes (802.11b/g/n/VHT/ax) have the same maximum tune-up output power, largest channel bandwidth, lowest order modulation and lowest data rate, the lowest order 802.11 mode is selected; i.e., 802.11b is chosen over 802.11g, and 802.11g chosen over 802.11n.
- 3) According KDB 247228, when the highest reported SAR for DSSS is adjusted by the ratio of OFDM to DSSS specified maximum output power and the adjusted SAR is ≤ 1.2 W/kg, OFDM SAR test is not required.
Adjusted SAR = $0.255 * (56.230\text{mW}/70.79\text{mW}) = 0.203$ W/Kg, so 2.4G OFDM SAR test is not required.

8.6.16 5G WIFI-ANT9-Full power

Band (GHz)	Mode	Channel	Freq. (MHz)	Conducted Power (dBm)	Tune-up Limit (dBm)	SAR Test Require.
5.2 (5.15~5.25)	802.11a	36	5180	15.67	17.00	NO
		44	5220	16.87	18.00	NO
		48	5240	16.47	18.00	NO
	802.11n(HT20)	36	5180	16.42	18.00	NO
		44	5220	16.53	18.00	NO
		48	5240	16.18	18.00	NO
	802.11n(HT40)	38	5190	12.05	13.50	NO
		46	5230	16.61	18.50	YES
	802.11ac(VHT20)	36	5180	16.42	18.00	NO
		44	5220	16.56	18.00	NO
		48	5240	16.14	18.00	NO
	802.11ac(VHT40)	38	5190	12.05	13.50	NO
		46	5230	17.06	18.50	NO
	802.11ac(VHT80)	42	5210	11.89	13.50	NO
	802.11ac(VHT160)	50	5250	10.53	12.50	NO
	802.11ax(HE20)	36	5180	16.49	18.00	NO
		44	5220	16.63	18.00	NO
		48	5240	16.28	18.00	NO
802.11ax(HE40)	38	5190	11.59	13.50	NO	
	46	5230	16.68	18.50	NO	
802.11ax(HE80)	42	5210	11.67	13.50	NO	
802.11ax(HE160)	50	5250	10.51	12.50	NO	
5.3 (5.25~5.35)	802.11a	52	5260	15.62	17.50	NO
		60	5300	15.73	17.50	NO
		64	5320	14.97	16.50	NO
	802.11n(HT20)	52	5260	15.59	17.50	NO
		60	5300	15.52	17.50	NO
		64	5320	15.17	17.00	NO
	802.11n(HT40)	54	5270	16.68	18.00	YES
		62	5310	11.19	13.00	NO
	802.11ac(VHT20)	52	5260	15.51	17.50	NO
		60	5300	15.63	17.50	NO
		64	5320	15.02	17.00	NO
	802.11ac(VHT40)	54	5270	16.10	18.00	NO
		62	5310	11.25	13.00	NO
	802.11ac(VHT80)	58	5290	11.57	13.50	NO

	802.11ax(HE20)	52	5260	15.62	17.50	NO
		60	5300	15.77	17.50	NO
		64	5320	15.06	17.00	NO
	802.11ax(HE40)	54	5270	16.06	18.00	NO
		62	5310	11.02	13.00	NO
	802.11ax(HE80)	58	5290	11.53	13.50	NO
5.6 (5.47~5.725)	802.11a	100	5500	16.07	17.50	NO
		116	5580	16.06	17.50	NO
		136	5680	16.57	17.50	NO
		140	5700	16.25	17.00	NO
	802.11n(HT20)	100	5500	15.74	17.50	NO
		116	5580	15.77	17.50	NO
		136	5680	16.29	17.50	NO
		140	5700	14.93	16.00	NO
	802.11n(HT40)	102	5510	14.71	15.50	NO
		110	5550	18.01	18.50	YES
		118	5590	17.13	18.50	NO
		126	5630	17.83	18.50	NO
		134	5670	16.53	17.50	NO
	802.11ac(VHT20)	100	5500	15.72	17.50	NO
		116	5580	15.77	17.50	NO
		136	5680	16.26	17.50	NO
		140	5700	14.93	16.00	NO
	802.11ac(VHT40)	102	5510	14.06	15.50	NO
		110	5550	17.47	18.50	NO
		118	5590	17.13	18.50	NO
		126	5630	17.24	18.50	NO
		134	5670	16.51	17.50	NO
	802.11ac(VHT80)	106	5530	11.42	13.00	NO
		122	5610	14.68	16.50	NO
	802.11ac(VHT160)	114	5570	14.58	16.00	NO
	802.11ax(HE20)	100	5500	15.95	17.50	NO
		116	5580	15.94	17.50	NO
		136	5680	16.45	17.50	NO
		140	5700	15.12	16.00	NO
	802.11ax(HE40)	102	5510	13.65	15.50	NO
		110	5550	17.18	18.50	NO
		118	5590	16.78	18.50	NO
		126	5630	16.89	18.50	NO

		134	5670	16.18	17.50	NO
	802.11ax(HE80)	106	5530	11.35	13.00	NO
		122	5610	14.59	16.50	NO
	802.11ax(HE160)	114	5570	14.65	16.00	NO
5.8 (5.725~5.850)	802.11a	149	5745	17.95	19.50	NO
		157	5785	18.46	19.50	NO
		165	5825	18.88	19.50	NO
	802.11n(HT20)	149	5745	17.65	19.50	NO
		157	5785	18.14	19.50	NO
		165	5825	18.53	19.50	NO
	802.11n(HT40)	151	5755	18.96	19.50	NO
		159	5795	19.23	19.50	NO
	802.11ac(VHT20)	149	5745	18.51	19.50	NO
		157	5785	18.94	19.50	NO
		165	5825	19.33	19.50	NO
	802.11ac(VHT40)	151	5755	18.91	19.50	NO
		159	5795	19.27	19.50	NO
	802.11ac(VHT80)	155	5775	18.67	19.50	YES
	802.11ax(HE20)	149	5745	18.73	19.50	NO
		157	5785	19.18	19.50	NO
		165	5825	19.47	19.50	NO
	802.11ax(HE40)	151	5755	18.55	19.50	NO
		159	5795	18.88	19.50	NO
	802.11ax(HE80)	155	5775	18.51	19.50	NO

Note: When the same maximum output power is specified for both bands, begin SAR measurement in U-NII-2A band by applying the OFDM SAR requirements. If the highest reported SAR for a test configuration is ≤ 1.2 W/kg, SAR is not required for U-NII-1 band for that configuration (802.11 mode and exposure condition); otherwise, each band is tested independently for SAR.

8.6.17 5G WIFI-ANT9-Level1&2

Band (GHz)	Mode	Channel	Freq. (MHz)	Conducted Power (dBm)	Tune-up Limit (dBm)	SAR Test Require.
5.2 (5.15~5.25)	802.11a	36	5180	15.67	17.00	NO
		44	5220	16.02	17.00	NO
		48	5240	15.65	17.00	NO
	802.11n(HT20)	36	5180	15.49	17.00	NO
		44	5220	15.63	17.00	NO
		48	5240	15.18	17.00	NO
	802.11n(HT40)	38	5190	12.05	13.50	NO
		46	5230	15.60	17.50	NO
	802.11ac(VHT20)	36	5180	15.57	17.00	NO
		44	5220	15.63	17.00	NO
		48	5240	15.13	17.00	NO
	802.11ac(VHT40)	38	5190	12.05	13.50	NO
		46	5230	16.10	17.50	NO
	802.11ac(VHT80)	42	5210	10.96	12.50	NO
	802.11ac(VHT160)	50	5250	9.55	11.50	NO
	802.11ax(HE20)	36	5180	15.59	17.00	NO
		44	5220	15.61	17.00	NO
		48	5240	15.32	17.00	NO
802.11ax(HE40)	38	5190	11.59	13.50	NO	
	46	5230	15.71	17.50	NO	
802.11ax(HE80)	42	5210	10.65	12.50	NO	
802.11ax(HE160)	50	5250	9.53	11.50	NO	
5.3 (5.25~5.35)	802.11a	52	5260	15.17	17.00	NO
		60	5300	15.17	17.00	NO
		64	5320	14.97	16.50	NO
	802.11n(HT20)	52	5260	15.25	17.00	NO
		60	5300	15.19	17.00	NO
		64	5320	15.17	17.00	NO
	802.11n(HT40)	54	5270	16.17	17.50	YES
		62	5310	11.19	13.00	NO
	802.11ac(VHT20)	52	5260	15.04	17.00	NO
		60	5300	15.23	17.00	NO
		64	5320	15.02	17.00	NO
	802.11ac(VHT40)	54	5270	15.77	17.50	NO
		62	5310	11.25	13.00	NO
	802.11ac(VHT80)	58	5290	10.60	12.50	NO

	802.11ax(HE20)	52	5260	15.14	17.00	NO	
		60	5300	15.40	17.00	NO	
		64	5320	15.06	17.00	NO	
	802.11ax(HE40)	54	5270	15.73	17.50	NO	
		62	5310	11.02	13.00	NO	
	802.11ax(HE80)	58	5290	10.58	12.50	NO	
	5.6 (5.47~5.725)	802.11a	100	5500	15.03	16.50	NO
			116	5580	14.97	16.50	NO
			136	5680	/	/	NO
140			5700	15.62	16.50	NO	
802.11n(HT20)		100	5500	14.65	16.50	NO	
		116	5580	14.75	16.50	NO	
		136	5680	15.31	16.50	NO	
		140	5700	14.93	16.00	NO	
802.11n(HT40)		102	5510	14.71	15.50	NO	
		110	5550	17.02	17.50	YES	
		118	5590	16.30	17.50	NO	
		126	5630	/	/	NO	
		134	5670	16.53	17.50	NO	
802.11ac(VHT20)		100	5500	14.80	16.50	NO	
		116	5580	14.71	16.50	NO	
		136	5680	15.34	16.50	NO	
		140	5700	14.93	16.00	NO	
802.11ac(VHT40)		102	5510	14.06	15.50	NO	
		110	5550	16.56	17.50	NO	
		118	5590	16.24	17.50	NO	
		126	5630	/	/	NO	
		134	5670	16.51	17.50	NO	
802.11ac(VHT80)		106	5530	11.42	13.00	NO	
		122	5610	13.67	15.50	NO	
802.11ac(VHT160)		114	5570	13.50	15.00	NO	
802.11ax(HE20)		100	5500	15.02	16.50	NO	
		116	5580	15.01	16.50	NO	
		136	5680	15.34	16.50	NO	
		140	5700	15.12	16.00	NO	
802.11ax(HE40)		102	5510	13.65	15.50	NO	
		110	5550	16.23	17.50	NO	
		118	5590	15.81	17.50	NO	
	126	5630	/	/	NO		

		134	5670	16.18	17.50	NO
	802.11ax(HE80)	106	5530	11.35	13.00	NO
		122	5610	13.51	15.50	NO
	802.11ax(HE160)	114	5570	13.56	15.00	NO
5.8 (5.725~5.850)	802.11a	149	5745	16.94	18.50	NO
		157	5785	17.44	18.50	NO
		165	5825	17.89	18.50	NO
	802.11n(HT20)	149	5745	16.71	18.50	NO
		157	5785	17.07	18.50	NO
		165	5825	17.47	18.50	NO
	802.11n(HT40)	151	5755	17.92	18.50	NO
		159	5795	18.12	18.50	NO
	802.11ac(VHT20)	149	5745	17.40	18.50	NO
		157	5785	17.94	18.50	NO
		165	5825	18.31	18.50	NO
	802.11ac(VHT40)	151	5755	17.96	18.50	NO
		159	5795	18.31	18.50	NO
	802.11ac(VHT80)	155	5775	17.74	18.50	NO
	802.11ax(HE20)	149	5745	17.76	18.50	NO
		157	5785	18.23	18.50	NO
		165	5825	18.22	18.50	NO
	802.11ax(HE40)	151	5755	17.53	18.50	NO
		159	5795	17.85	18.50	NO
	802.11ax(HE80)	155	5775	17.55	18.50	NO
	Note: When the same maximum output power is specified for both bands, begin SAR measurement in U-NII-2A band by applying the OFDM SAR requirements. If the highest reported SAR for a test configuration is ≤ 1.2 W/kg, SAR is not required for U-NII-1 band for that configuration (802.11 mode and exposure condition); otherwise, each band is tested independently for SAR.					

8.6.18 5G WIFI-ANT9-Level3&4

Band (GHz)	Mode	Channel	Freq. (MHz)	Conducted Power (dBm)	Tune-up Limit (dBm)	SAR Test Require.
5.2 (5.15~5.25)	802.11a	36	5180	12.83	14.00	NO
		44	5220	13.02	14.00	NO
		48	5240	12.39	14.00	NO
	802.11n(HT20)	36	5180	12.41	14.00	NO
		44	5220	12.71	14.00	NO
		48	5240	12.16	14.00	NO
	802.11n(HT40)	38	5190	12.05	13.50	NO
		46	5230	12.73	14.50	NO
	802.11ac(VHT20)	36	5180	12.53	14.00	NO
		44	5220	12.73	14.00	NO
		48	5240	12.10	14.00	NO
	802.11ac(VHT40)	38	5190	12.05	13.50	NO
		46	5230	13.11	14.50	NO
	802.11ac(VHT80)	42	5210	7.81	9.50	NO
	802.11ac(VHT160)	50	5250	6.66	8.50	NO
	802.11ax(HE20)	36	5180	12.39	14.00	NO
		44	5220	12.75	14.00	NO
		48	5240	12.18	14.00	NO
802.11ax(HE40)	38	5190	11.59	13.50	NO	
	46	5230	12.76	14.50	NO	
802.11ax(HE80)	42	5210	7.58	9.50	NO	
802.11ax(HE160)	50	5250	6.64	8.50	NO	
5.3 (5.25~5.35)	802.11a	52	5260	12.05	14.00	NO
		60	5300	12.37	14.00	NO
		64	5320	12.54	14.00	NO
	802.11n(HT20)	52	5260	12.21	14.00	NO
		60	5300	12.01	14.00	NO
		64	5320	12.35	14.00	NO
	802.11n(HT40)	54	5270	13.15	14.50	YES
		62	5310	11.19	13.00	NO
	802.11ac(VHT20)	52	5260	12.13	14.00	NO
		60	5300	12.07	14.00	NO
		64	5320	12.04	14.00	NO
	802.11ac(VHT40)	54	5270	12.72	14.50	NO
		62	5310	11.25	13.00	NO
	802.11ac(VHT80)	58	5290	8.16	10.00	NO

	802.11ax(HE20)	52	5260	12.06	14.00	NO	
		60	5300	12.41	14.00	NO	
		64	5320	12.06	14.00	NO	
	802.11ax(HE40)	54	5270	12.54	14.50	NO	
		62	5310	11.02	13.00	NO	
	802.11ax(HE80)	58	5290	8.05	10.00	NO	
	5.6 (5.47~5.725)	802.11a	100	5500	11.22	12.50	NO
			116	5580	11.13	12.50	NO
			136	5680	/	/	NO
140			5700	11.63	12.50	NO	
802.11n(HT20)		100	5500	10.78	12.50	NO	
		116	5580	10.78	12.50	NO	
		136	5680	/	/	NO	
		140	5700	11.30	12.50	NO	
802.11n(HT40)		102	5510	11.63	13.50	NO	
		110	5550	12.96	13.50	YES	
		118	5590	/	/	NO	
		126	5630	/	/	NO	
		134	5670	12.89	13.50	NO	
802.11ac(VHT20)		100	5500	10.77	12.50	NO	
		116	5580	10.84	12.50	NO	
		136	5680	/	/	NO	
		140	5700	11.24	12.50	NO	
802.11ac(VHT40)		102	5510	11.96	13.50	NO	
		110	5550	12.59	13.50	NO	
		118	5590	/	/	NO	
		126	5630	/	/	NO	
		134	5670	12.49	13.50	NO	
802.11ac(VHT80)		106	5530	9.50	11.50	NO	
		122	5610	9.65	11.50	NO	
802.11ac(VHT160)		114	5570	9.66	11.00	NO	
802.11ax(HE20)		100	5500	11.08	12.50	NO	
		116	5580	11.07	12.50	NO	
		136	5680	/	/	NO	
		140	5700	11.42	12.50	NO	
802.11ax(HE40)		102	5510	11.76	13.50	NO	
		110	5550	12.26	13.50	NO	
		118	5590	/	/	NO	
	126	5630	/	/	NO		

		134	5670	12.07	13.50	NO
	802.11ax(HE80)	106	5530	9.52	11.50	NO
		122	5610	9.64	11.50	NO
	802.11ax(HE160)	114	5570	9.59	11.00	NO
5.8 (5.725~5.850)	802.11a	149	5745	14.08	15.50	NO
		157	5785	14.58	15.50	NO
		165	5825	15.00	15.50	NO
	802.11n(HT20)	149	5745	13.60	15.50	NO
		157	5785	14.32	15.50	NO
		165	5825	14.44	15.50	NO
	802.11n(HT40)	151	5755	15.03	15.50	NO
		159	5795	15.19	15.50	NO
	802.11ac(VHT20)	149	5745	14.44	15.50	NO
		157	5785	14.98	15.50	NO
		165	5825	15.41	15.50	NO
	802.11ac(VHT40)	151	5755	15.01	15.50	NO
		159	5795	15.30	15.50	NO
	802.11ac(VHT80)	155	5775	14.70	15.50	YES
	802.11ax(HE20)	149	5745	14.65	15.50	NO
		157	5785	15.31	15.50	NO
		165	5825	15.50	15.50	NO
	802.11ax(HE40)	151	5755	14.52	15.50	NO
		159	5795	14.95	15.50	NO
	802.11ax(HE80)	155	5775	14.57	15.50	NO

Note: When the same maximum output power is specified for both bands, begin SAR measurement in U-NII-2A band by applying the OFDM SAR requirements. If the highest reported SAR for a test configuration is ≤ 1.2 W/kg, SAR is not required for U-NII-1 band for that configuration (802.11 mode and exposure condition); otherwise, each band is tested independently for SAR.

8.6.19 5G WIFI-ANT9-Level5

Band (GHz)	Mode	Channel	Freq. (MHz)	Conducted Power (dBm)	Tune-up Limit (dBm)	SAR Test Require.
5.2 (5.15~5.25)	802.11a	36	5180	15.67	17.00	NO
		44	5220	16.87	18.00	NO
		48	5240	16.47	18.00	NO
	802.11n(HT20)	36	5180	16.42	18.00	NO
		44	5220	16.53	18.00	NO
		48	5240	16.18	18.00	NO
	802.11n(HT40)	38	5190	12.05	13.50	YES
		46	5230	16.61	18.50	YES
	802.11ac(VHT20)	36	5180	16.42	18.00	NO
		44	5220	16.56	18.00	NO
		48	5240	16.14	18.00	NO
	802.11ac(VHT40)	38	5190	12.05	13.50	NO
		46	5230	17.06	18.50	NO
	802.11ac(VHT80)	42	5210	11.89	13.50	NO
	802.11ac(VHT160)	50	5250	10.53	12.50	NO
	802.11ax(HE20)	36	5180	16.49	18.00	NO
		44	5220	16.63	18.00	NO
		48	5240	16.28	18.00	NO
802.11ax(HE40)	38	5190	11.59	13.50	NO	
	46	5230	16.68	18.50	NO	
802.11ax(HE80)	42	5210	11.67	13.50	NO	
802.11ax(HE160)	50	5250	10.51	12.50	NO	
5.3 (5.25~5.35)	802.11a	52	5260	15.62	17.50	NO
		60	5300	15.73	17.50	NO
		64	5320	14.97	16.50	NO
	802.11n(HT20)	52	5260	15.59	17.50	NO
		60	5300	15.52	17.50	NO
		64	5320	15.17	17.00	NO
	802.11n(HT40)	54	5270	16.68	18.00	YES
		62	5310	11.19	13.00	NO
	802.11ac(VHT20)	52	5260	15.51	17.50	NO
		60	5300	15.63	17.50	NO
		64	5320	15.02	17.00	NO
	802.11ac(VHT40)	54	5270	16.10	18.00	NO
		62	5310	11.25	13.00	NO
	802.11ac(VHT80)	58	5290	11.57	13.50	NO

	802.11ax(HE20)	52	5260	15.62	17.50	NO
		60	5300	15.77	17.50	NO
		64	5320	15.06	17.00	NO
	802.11ax(HE40)	54	5270	16.06	18.00	NO
		62	5310	11.02	13.00	NO
	802.11ax(HE80)	58	5290	11.53	13.50	NO
5.6 (5.47~5.725)	802.11a	100	5500	16.07	17.50	NO
		116	5580	16.06	17.50	NO
		136	5680	16.57	17.50	NO
		140	5700	16.25	17.00	NO
	802.11n(HT20)	100	5500	15.74	17.50	NO
		116	5580	15.77	17.50	NO
		136	5680	16.29	17.50	NO
		140	5700	14.93	16.00	NO
	802.11n(HT40)	102	5510	14.71	15.50	NO
		110	5550	18.01	18.50	YES
		118	5590	17.13	18.50	NO
		126	5630	17.83	18.50	NO
		134	5670	16.53	17.50	NO
	802.11ac(VHT20)	100	5500	15.72	17.50	NO
		116	5580	15.77	17.50	NO
		136	5680	16.26	17.50	NO
		140	5700	14.93	16.00	NO
	802.11ac(VHT40)	102	5510	14.06	15.50	NO
		110	5550	17.47	18.50	NO
		118	5590	17.13	18.50	NO
		126	5630	17.24	18.50	NO
		134	5670	16.51	17.50	NO
	802.11ac(VHT80)	106	5530	11.42	13.00	NO
		122	5610	14.68	16.50	NO
	802.11ac(VHT160)	114	5570	14.58	16.00	NO
	802.11ax(HE20)	100	5500	15.95	17.50	NO
		116	5580	15.94	17.50	NO
		136	5680	16.45	17.50	NO
		140	5700	15.12	16.00	NO
	802.11ax(HE40)	102	5510	13.65	15.50	NO
		110	5550	17.18	18.50	NO
		118	5590	16.78	18.50	NO
126		5630	16.89	18.50	NO	

		134	5670	16.18	17.50	NO
	802.11ax(HE80)	106	5530	11.35	13.00	NO
		122	5610	14.59	16.50	NO
	802.11ax(HE160)	114	5570	14.65	16.00	NO
5.8 (5.725~5.850)	802.11a	149	5745	16.94	18.50	NO
		157	5785	17.44	18.50	NO
		165	5825	17.89	18.50	NO
	802.11n(HT20)	149	5745	16.71	18.50	NO
		157	5785	17.07	18.50	NO
		165	5825	17.47	18.50	NO
	802.11n(HT40)	151	5755	17.92	18.50	NO
		159	5795	18.12	18.50	NO
	802.11ac(VHT20)	149	5745	17.40	18.50	NO
		157	5785	17.94	18.50	NO
		165	5825	18.31	18.50	NO
	802.11ac(VHT40)	151	5755	17.96	18.50	NO
		159	5795	18.31	18.50	NO
	802.11ac(VHT80)	155	5775	17.74	18.50	YES
	802.11ax(HE20)	149	5745	17.76	18.50	NO
		157	5785	18.23	18.50	NO
		165	5825	18.22	18.50	NO
	802.11ax(HE40)	151	5755	17.53	18.50	NO
		159	5795	17.85	18.50	NO
	802.11ax(HE80)	155	5775	17.55	18.50	NO

Note: When the same maximum output power is specified for both bands, begin SAR measurement in U-NII-2A band by applying the OFDM SAR requirements. If the highest reported SAR for a test configuration is ≤ 1.2 W/kg, SAR is not required for U-NII-1 band for that configuration (802.11 mode and exposure condition); otherwise, each band is tested independently for SAR.

8.6.20 5G WIFI-ANT9-Level6

Band (GHz)	Mode	Channel	Freq. (MHz)	Conducted Power (dBm)	Tune-up Limit (dBm)	SAR Test Require.
5.2 (5.15~5.25)	802.11a	36	5180	15.67	17.00	NO
		44	5220	16.87	18.00	NO
		48	5240	16.47	18.00	NO
	802.11n(HT20)	36	5180	16.42	18.00	NO
		44	5220	16.53	18.00	NO
		48	5240	16.18	18.00	NO
	802.11n(HT40)	38	5190	12.05	13.50	YES
		46	5230	16.61	18.50	YES
	802.11ac(VHT20)	36	5180	16.42	18.00	NO
		44	5220	16.56	18.00	NO
		48	5240	16.14	18.00	NO
	802.11ac(VHT40)	38	5190	12.05	13.50	NO
		46	5230	17.06	18.50	NO
	802.11ac(VHT80)	42	5210	11.89	13.50	NO
	802.11ac(VHT160)	50	5250	10.53	12.50	NO
	802.11ax(HE20)	36	5180	16.49	18.00	NO
		44	5220	16.63	18.00	NO
		48	5240	16.28	18.00	NO
802.11ax(HE40)	38	5190	11.59	13.50	NO	
	46	5230	16.68	18.50	NO	
802.11ax(HE80)	42	5210	11.67	13.50	NO	
802.11ax(HE160)	50	5250	10.51	12.50	NO	
5.3 (5.25~5.35)	802.11a	52	5260	15.62	17.50	NO
		60	5300	15.73	17.50	NO
		64	5320	14.97	16.50	NO
	802.11n(HT20)	52	5260	15.59	17.50	NO
		60	5300	15.52	17.50	NO
		64	5320	15.17	17.00	NO
	802.11n(HT40)	54	5270	16.68	18.00	YES
		62	5310	11.19	13.00	NO
	802.11ac(VHT20)	52	5260	15.51	17.50	NO
		60	5300	15.63	17.50	NO
		64	5320	15.02	17.00	NO
	802.11ac(VHT40)	54	5270	16.10	18.00	NO
		62	5310	11.25	13.00	NO
	802.11ac(VHT80)	58	5290	11.57	13.50	NO

	802.11ax(HE20)	52	5260	15.62	17.50	NO
		60	5300	15.77	17.50	NO
		64	5320	15.06	17.00	NO
	802.11ax(HE40)	54	5270	16.06	18.00	NO
		62	5310	11.02	13.00	NO
	802.11ax(HE80)	58	5290	11.53	13.50	NO
	5.6 (5.47~5.725)	802.11a	100	5500	16.07	17.50
116			5580	16.06	17.50	NO
136			5680	16.57	17.50	NO
140			5700	16.25	17.00	NO
802.11n(HT20)		100	5500	15.74	17.50	NO
		116	5580	15.77	17.50	NO
		136	5680	16.29	17.50	NO
		140	5700	14.93	16.00	NO
802.11n(HT40)		102	5510	14.71	15.50	NO
		110	5550	18.01	18.50	YES
		118	5590	17.13	18.50	NO
		126	5630	17.83	18.50	NO
		134	5670	16.53	17.50	NO
802.11ac(VHT20)		100	5500	15.72	17.50	NO
		116	5580	15.77	17.50	NO
		136	5680	16.26	17.50	NO
		140	5700	14.93	16.00	NO
802.11ac(VHT40)		102	5510	14.06	15.50	NO
		110	5550	17.47	18.50	NO
		118	5590	17.13	18.50	NO
		126	5630	17.24	18.50	NO
		134	5670	16.51	17.50	NO
802.11ac(VHT80)		106	5530	11.42	13.00	NO
		122	5610	14.68	16.50	NO
802.11ac(VHT160)		114	5570	14.58	16.00	NO
802.11ax(HE20)		100	5500	15.95	17.50	NO
		116	5580	15.94	17.50	NO
		136	5680	16.45	17.50	NO
		140	5700	15.12	16.00	NO
802.11ax(HE40)		102	5510	13.65	15.50	NO
		110	5550	17.18	18.50	NO
		118	5590	16.78	18.50	NO
	126	5630	16.89	18.50	NO	

		134	5670	16.18	17.50	NO
	802.11ax(HE80)	106	5530	11.35	13.00	NO
		122	5610	14.59	16.50	NO
	802.11ax(HE160)	114	5570	14.65	16.00	NO
5.8 (5.725~5.850)	802.11a	149	5745	15.84	17.50	NO
		157	5785	16.43	17.50	NO
		165	5825	16.86	17.50	NO
	802.11n(HT20)	149	5745	15.64	17.50	NO
		157	5785	15.98	17.50	NO
		165	5825	16.36	17.50	NO
	802.11n(HT40)	151	5755	16.99	17.50	NO
		159	5795	17.19	17.50	NO
	802.11ac(VHT20)	149	5745	16.40	17.50	NO
		157	5785	16.95	17.50	NO
		165	5825	17.33	17.50	NO
	802.11ac(VHT40)	151	5755	16.89	17.50	NO
		159	5795	17.30	17.50	NO
	802.11ac(VHT80)	155	5775	16.78	17.50	YES
	802.11ax(HE20)	149	5745	16.66	17.50	NO
		157	5785	17.17	17.50	NO
		165	5825	17.24	17.50	NO
	802.11ax(HE40)	151	5755	16.58	17.50	NO
		159	5795	16.75	17.50	NO
	802.11ax(HE80)	155	5775	16.61	17.50	NO

Note: When the same maximum output power is specified for both bands, begin SAR measurement in U-NII-2A band by applying the OFDM SAR requirements. If the highest reported SAR for a test configuration is ≤ 1.2 W/kg, SAR is not required for U-NII-1 band for that configuration (802.11 mode and exposure condition); otherwise, each band is tested independently for SAR.

8.6.21 5G WIFI-ANT9-Level7&8

Band (GHz)	Mode	Channel	Freq. (MHz)	Conducted Power (dBm)	Tune-up Limit (dBm)	SAR Test Require.
5.2 (5.15~5.25)	802.11a	36	5180	13.60	15.00	NO
		44	5220	13.88	15.00	NO
		48	5240	13.54	15.00	NO
	802.11n(HT20)	36	5180	13.32	15.00	NO
		44	5220	13.58	15.00	NO
		48	5240	13.16	15.00	NO
	802.11n(HT40)	38	5190	12.05	13.50	NO
		46	5230	13.58	15.50	YES
	802.11ac(VHT20)	36	5180	13.38	15.00	NO
		44	5220	13.52	15.00	NO
		48	5240	13.11	15.00	NO
	802.11ac(VHT40)	38	5190	12.05	13.50	NO
		46	5230	13.95	15.50	NO
	802.11ac(VHT80)	42	5210	8.88	10.50	NO
	802.11ac(VHT160)	50	5250	7.59	9.50	NO
	802.11ax(HE20)	36	5180	13.53	15.00	NO
		44	5220	13.52	15.00	NO
		48	5240	13.34	15.00	NO
802.11ax(HE40)	38	5190	11.59	13.50	NO	
	46	5230	13.56	15.50	NO	
802.11ax(HE80)	42	5210	8.59	10.50	NO	
802.11ax(HE160)	50	5250	7.55	9.50	NO	
5.3 (5.25~5.35)	802.11a	52	5260	13.15	15.00	NO
		60	5300	13.28	15.00	NO
		64	5320	13.41	15.00	NO
	802.11n(HT20)	52	5260	13.08	15.00	NO
		60	5300	13.10	15.00	NO
		64	5320	13.16	15.00	NO
	802.11n(HT40)	54	5270	14.20	15.50	YES
		62	5310	11.19	13.00	NO
	802.11ac(VHT20)	52	5260	13.08	15.00	NO
		60	5300	13.06	15.00	NO
		64	5320	13.10	15.00	NO
	802.11ac(VHT40)	54	5270	13.58	15.50	NO
		62	5310	8.68	10.50	NO
	802.11ac(VHT80)	58	5290	9.08	11.00	NO

	802.11ax(HE20)	52	5260	13.01	15.00	NO	
		60	5300	13.34	15.00	NO	
		64	5320	13.04	15.00	NO	
	802.11ax(HE40)	54	5270	13.50	15.50	NO	
		62	5310	11.02	13.00	NO	
	802.11ax(HE80)	58	5290	9.02	11.00	NO	
	5.6 (5.47~5.725)	802.11a	100	5500	11.56	13.00	NO
			116	5580	11.53	13.00	NO
			136	5680	/	/	NO
140			5700	12.02	13.00	NO	
802.11n(HT20)		100	5500	11.24	13.00	NO	
		116	5580	11.27	13.00	NO	
		136	5680	/	/	NO	
		140	5700	11.76	13.00	NO	
802.11n(HT40)		102	5510	13.19	14.00	NO	
		110	5550	13.45	14.00	YES	
		118	5590	/	/	NO	
		126	5630	/	/	NO	
		134	5670	12.59	14.00	NO	
802.11ac(VHT20)		100	5500	11.15	13.00	NO	
		116	5580	11.26	13.00	NO	
		136	5680	/	/	NO	
		140	5700	11.73	13.00	NO	
802.11ac(VHT40)		102	5510	12.60	14.00	NO	
		110	5550	13.03	14.00	NO	
		118	5590	/	/	NO	
		126	5630	/	/	NO	
		134	5670	12.69	14.00	NO	
802.11ac(VHT80)		106	5530	10.07	12.00	NO	
		122	5610	10.07	12.00	NO	
802.11ac(VHT160)		114	5570	10.02	11.50	NO	
802.11ax(HE20)		100	5500	11.42	13.00	NO	
		116	5580	11.44	13.00	NO	
		136	5680	/	/	NO	
		140	5700	11.84	13.00	NO	
802.11ax(HE40)		102	5510	12.22	14.00	NO	
		110	5550	12.71	14.00	NO	
		118	5590	/	/	NO	
	126	5630	/	/	NO		

		134	5670	12.39	14.00	NO
	802.11ax(HE80)	106	5530	10.17	12.00	NO
		122	5610	10.14	12.00	NO
	802.11ax(HE160)	114	5570	10.15	11.50	NO
5.8 (5.725~5.850)	802.11a	149	5745	11.52	13.00	NO
		157	5785	11.88	13.00	NO
		165	5825	12.26	13.00	NO
	802.11n(HT20)	149	5745	11.05	13.00	NO
		157	5785	11.62	13.00	NO
		165	5825	11.96	13.00	NO
	802.11n(HT40)	151	5755	12.49	13.00	NO
		159	5795	12.69	13.00	NO
	802.11ac(VHT20)	149	5745	12.01	13.00	NO
		157	5785	12.47	13.00	NO
		165	5825	12.82	13.00	NO
	802.11ac(VHT40)	151	5755	12.41	13.00	NO
		159	5795	12.66	13.00	NO
	802.11ac(VHT80)	155	5775	12.09	13.00	YES
	802.11ax(HE20)	149	5745	12.30	13.00	NO
		157	5785	12.62	13.00	NO
		165	5825	12.96	13.00	NO
	802.11ax(HE40)	151	5755	12.05	13.00	NO
		159	5795	12.35	13.00	NO
	802.11ax(HE80)	155	5775	11.99	13.00	NO

Note: When the same maximum output power is specified for both bands, begin SAR measurement in U-NII-2A band by applying the OFDM SAR requirements. If the highest reported SAR for a test configuration is ≤ 1.2 W/kg, SAR is not required for U-NII-1 band for that configuration (802.11 mode and exposure condition); otherwise, each band is tested independently for SAR.

8.6.22 5G WIFI-ANT10-Full power

Band (GHz)	Mode	Channel	Freq. (MHz)	Conducted Power (dBm)	Tune-up Limit (dBm)	SAR Test Require.
5.2 (5.15~5.25)	802.11a	36	5180	15.09	17.00	NO
		44	5220	16.17	18.00	NO
		48	5240	16.39	18.00	NO
	802.11n(HT20)	36	5180	16.35	18.00	NO
		44	5220	16.34	18.00	NO
		48	5240	16.09	18.00	NO
	802.11n(HT40)	38	5190	11.62	13.50	NO
		46	5230	17.32	18.50	YES
	802.11ac(VHT20)	36	5180	16.06	18.00	NO
		44	5220	16.13	18.00	NO
		48	5240	16.27	18.00	NO
	802.11ac(VHT40)	38	5190	11.56	13.50	NO
		46	5230	16.83	18.50	NO
	802.11ac(VHT80)	42	5210	11.75	13.50	NO
	802.11ac(VHT160)	50	5250	10.75	12.50	NO
	802.11ax(HE20)	36	5180	16.08	18.00	NO
		44	5220	16.12	18.00	NO
		48	5240	16.36	18.00	NO
802.11ax(HE40)	38	5190	11.51	13.50	NO	
	46	5230	16.69	18.50	NO	
802.11ax(HE80)	42	5210	11.58	13.50	NO	
802.11ax(HE160)	50	5250	10.73	12.50	NO	
5.3 (5.25~5.35)	802.11a	52	5260	15.68	17.50	NO
		60	5300	15.98	17.50	NO
		64	5320	14.66	16.50	NO
	802.11n(HT20)	52	5260	15.88	17.50	NO
		60	5300	15.66	17.50	NO
		64	5320	15.44	17.00	NO
	802.11n(HT40)	54	5270	16.91	18.00	YES
		62	5310	11.33	13.00	NO
	802.11ac(VHT20)	52	5260	15.86	17.50	NO
		60	5300	15.68	17.50	NO
		64	5320	15.35	17.00	NO
	802.11ac(VHT40)	54	5270	16.35	18.00	NO
		62	5310	11.13	13.00	NO
	802.11ac(VHT80)	58	5290	11.89	13.50	NO

	802.11ax(HE20)	52	5260	15.56	17.50	NO
		60	5300	15.86	17.50	NO
		64	5320	15.12	17.00	NO
	802.11ax(HE40)	54	5270	16.06	18.00	NO
		62	5310	11.06	13.00	NO
	802.11ax(HE80)	58	5290	11.54	13.50	NO
5.6 (5.47~5.725)	802.11a	100	5500	15.53	17.50	NO
		116	5580	15.85	17.50	NO
		136	5680	15.58	17.50	NO
		140	5700	15.05	17.00	NO
	802.11n(HT20)	100	5500	15.52	17.50	NO
		116	5580	15.55	17.50	NO
		136	5680	15.53	17.50	NO
		140	5700	14.08	16.00	NO
	802.11n(HT40)	102	5510	13.74	15.50	NO
		110	5550	18.15	18.50	YES
		118	5590	17.89	18.50	NO
		126	5630	17.64	18.50	NO
		134	5670	15.53	17.50	NO
	802.11ac(VHT20)	100	5500	15.52	17.50	NO
		116	5580	15.53	17.50	NO
		136	5680	15.60	17.50	NO
		140	5700	14.05	16.00	NO
	802.11ac(VHT40)	102	5510	13.59	15.50	NO
		110	5550	17.06	18.50	NO
		118	5590	16.85	18.50	NO
		126	5630	16.61	18.50	NO
		134	5670	15.52	17.50	NO
	802.11ac(VHT80)	106	5530	11.36	13.00	NO
		122	5610	14.79	16.50	NO
	802.11ac(VHT160)	114	5570	14.39	16.00	NO
	802.11ax(HE20)	100	5500	15.55	17.50	NO
		116	5580	15.78	17.50	NO
		136	5680	15.65	17.50	NO
		140	5700	14.05	16.00	NO
	802.11ax(HE40)	102	5510	13.58	15.50	NO
		110	5550	16.69	18.50	NO
		118	5590	16.60	18.50	NO
126		5630	16.51	18.50	NO	

		134	5670	15.56	17.50	NO
	802.11ax(HE80)	106	5530	11.03	13.00	NO
		122	5610	14.62	16.50	NO
	802.11ax(HE160)	114	5570	14.44	16.00	NO
5.8 (5.725~5.850)	802.11a	149	5745	17.54	19.50	NO
		157	5785	17.75	19.50	NO
		165	5825	18.15	19.50	NO
	802.11n(HT20)	149	5745	17.55	19.50	NO
		157	5785	17.64	19.50	NO
		165	5825	17.84	19.50	NO
	802.11n(HT40)	151	5755	17.60	19.50	NO
		159	5795	17.72	19.50	NO
	802.11ac(VHT20)	149	5745	17.58	19.50	NO
		157	5785	17.54	19.50	NO
		165	5825	17.76	19.50	NO
	802.11ac(VHT40)	151	5755	17.56	19.50	NO
		159	5795	17.77	19.50	NO
	802.11ac(VHT80)	155	5775	17.53	19.50	NO
	802.11ax(HE20)	149	5745	17.57	19.50	NO
		157	5785	17.60	19.50	NO
		165	5825	17.78	19.50	NO
	802.11ax(HE40)	151	5755	17.58	19.50	NO
		159	5795	17.66	19.50	NO
	802.11ax(HE80)	155	5775	17.57	19.50	NO

Note: When the same maximum output power is specified for both bands, begin SAR measurement in U-NII-2A band by applying the OFDM SAR requirements. If the highest reported SAR for a test configuration is ≤ 1.2 W/kg, SAR is not required for U-NII-1 band for that configuration (802.11 mode and exposure condition); otherwise, each band is tested independently for SAR.

8.6.23 5G WIFI-ANT10-Level1&2

Band (GHz)	Mode	Channel	Freq. (MHz)	Conducted Power (dBm)	Tune-up Limit (dBm)	SAR Test Require.
5.2 (5.15~5.25)	802.11a	36	5180	15.09	17.00	NO
		44	5220	15.16	17.00	NO
		48	5240	15.57	17.00	NO
	802.11n(HT20)	36	5180	15.37	17.00	NO
		44	5220	15.46	17.00	NO
		48	5240	15.08	17.00	NO
	802.11n(HT40)	38	5190	11.62	13.50	NO
		46	5230	16.36	17.50	NO
	802.11ac(VHT20)	36	5180	15.13	17.00	NO
		44	5220	15.06	17.00	NO
		48	5240	15.32	17.00	NO
	802.11ac(VHT40)	38	5190	11.56	13.50	NO
		46	5230	15.75	17.50	NO
	802.11ac(VHT80)	42	5210	10.68	12.50	NO
	802.11ac(VHT160)	50	5250	9.89	11.50	NO
	802.11ax(HE20)	36	5180	15.16	17.00	NO
		44	5220	15.26	17.00	NO
		48	5240	15.39	17.00	NO
802.11ax(HE40)	38	5190	11.51	13.50	NO	
	46	5230	15.61	17.50	NO	
802.11ax(HE80)	42	5210	10.71	12.50	NO	
802.11ax(HE160)	50	5250	9.86	11.50	NO	
5.3 (5.25~5.35)	802.11a	52	5260	15.17	17.00	NO
		60	5300	15.44	17.00	NO
		64	5320	14.66	16.50	NO
	802.11n(HT20)	52	5260	15.30	17.00	NO
		60	5300	15.27	17.00	NO
		64	5320	15.44	17.00	NO
	802.11n(HT40)	54	5270	16.46	17.50	YES
		62	5310	11.33	13.00	NO
	802.11ac(VHT20)	52	5260	15.35	17.00	NO
		60	5300	15.22	17.00	NO
		64	5320	15.35	17.00	NO
	802.11ac(VHT40)	54	5270	15.86	17.50	NO
		62	5310	11.13	13.00	NO
	802.11ac(VHT80)	58	5290	11.57	12.50	NO

	802.11ax(HE20)	52	5260	15.00	17.00	NO
		60	5300	15.34	17.00	NO
		64	5320	15.12	17.00	NO
	802.11ax(HE40)	54	5270	15.58	17.50	NO
		62	5310	11.06	13.00	NO
	802.11ax(HE80)	58	5290	11.06	12.50	NO
5.6 (5.47~5.725)	802.11a	100	5500	14.71	16.50	NO
		116	5580	14.94	16.50	NO
		136	5680	/	/	NO
		140	5700	14.59	16.50	NO
	802.11n(HT20)	100	5500	14.58	16.50	NO
		116	5580	14.55	16.50	NO
		136	5680	14.63	16.50	NO
		140	5700	14.08	16.00	NO
	802.11n(HT40)	102	5510	13.74	15.50	YES
		110	5550	17.06	17.50	YES
		118	5590	17.04	17.50	NO
		126	5630	/	/	NO
		134	5670	15.53	17.50	YES
	802.11ac(VHT20)	100	5500	14.64	16.50	NO
		116	5580	14.59	16.50	NO
		136	5680	14.50	16.50	NO
		140	5700	14.05	16.00	NO
	802.11ac(VHT40)	102	5510	13.59	15.50	NO
		110	5550	16.12	17.50	NO
		118	5590	15.83	17.50	NO
		126	5630	/	/	NO
		134	5670	15.52	17.50	NO
	802.11ac(VHT80)	106	5530	11.36	13.00	NO
		122	5610	13.81	15.50	NO
	802.11ac(VHT160)	114	5570	13.42	15.00	NO
	802.11ax(HE20)	100	5500	14.65	16.50	NO
		116	5580	14.70	16.50	NO
		136	5680	14.73	16.50	NO
		140	5700	14.05	16.00	NO
	802.11ax(HE40)	102	5510	13.58	15.50	NO
		110	5550	15.59	17.50	NO
		118	5590	15.65	17.50	NO
		126	5630	/	/	NO

		134	5670	15.56	17.50	NO
	802.11ax(HE80)	106	5530	11.03	13.00	NO
		122	5610	13.54	15.50	NO
	802.11ax(HE160)	114	5570	13.47	15.00	NO
5.8 (5.725~5.850)	802.11a	149	5745	16.60	18.50	NO
		157	5785	16.76	18.50	NO
		165	5825	17.16	18.50	NO
	802.11n(HT20)	149	5745	16.59	18.50	NO
		157	5785	16.58	18.50	NO
		165	5825	16.84	18.50	NO
	802.11n(HT40)	151	5755	16.60	18.50	NO
		159	5795	16.66	18.50	NO
	802.11ac(VHT20)	149	5745	16.56	18.50	NO
		157	5785	16.57	18.50	NO
		165	5825	16.69	18.50	NO
	802.11ac(VHT40)	151	5755	16.59	18.50	NO
		159	5795	16.82	18.50	NO
	802.11ac(VHT80)	155	5775	17.73	18.50	YES
	802.11ax(HE20)	149	5745	16.58	18.50	NO
		157	5785	16.57	18.50	NO
		165	5825	16.83	18.50	NO
	802.11ax(HE40)	151	5755	16.57	18.50	NO
		159	5795	16.66	18.50	NO
	802.11ax(HE80)	155	5775	16.64	18.50	NO

Note: When the same maximum output power is specified for both bands, begin SAR measurement in U-NII-2A band by applying the OFDM SAR requirements. If the highest reported SAR for a test configuration is ≤ 1.2 W/kg, SAR is not required for U-NII-1 band for that configuration (802.11 mode and exposure condition); otherwise, each band is tested independently for SAR.

8.6.24 5G WIFI-ANT10-Level3&4

Band (GHz)	Mode	Channel	Freq. (MHz)	Conducted Power (dBm)	Tune-up Limit (dBm)	SAR Test Require.
5.2 (5.15~5.25)	802.11a	36	5180	12.23	14.00	NO
		44	5220	12.09	14.00	NO
		48	5240	12.46	14.00	NO
	802.11n(HT20)	36	5180	12.40	14.00	NO
		44	5220	12.29	14.00	NO
		48	5240	12.11	14.00	NO
	802.11n(HT40)	38	5190	11.62	13.50	NO
		46	5230	13.36	14.50	NO
	802.11ac(VHT20)	36	5180	12.12	14.00	NO
		44	5220	12.21	14.00	NO
		48	5240	12.28	14.00	NO
	802.11ac(VHT40)	38	5190	11.56	13.50	NO
		46	5230	13.00	14.50	NO
	802.11ac(VHT80)	42	5210	7.82	9.50	NO
	802.11ac(VHT160)	50	5250	6.73	8.50	NO
	802.11ax(HE20)	36	5180	12.12	14.00	NO
		44	5220	12.10	14.00	NO
		48	5240	12.37	14.00	NO
802.11ax(HE40)	38	5190	11.51	13.50	NO	
	46	5230	12.85	14.50	NO	
802.11ax(HE80)	42	5210	7.61	9.50	NO	
802.11ax(HE160)	50	5250	6.67	8.50	NO	
5.3 (5.25~5.35)	802.11a	52	5260	12.28	14.00	NO
		60	5300	12.38	14.00	NO
		64	5320	12.33	14.00	NO
	802.11n(HT20)	52	5260	12.50	14.00	NO
		60	5300	12.12	14.00	NO
		64	5320	12.37	14.00	NO
	802.11n(HT40)	54	5270	13.59	14.50	YES
		62	5310	11.33	13.00	NO
	802.11ac(VHT20)	52	5260	12.30	14.00	NO
		60	5300	12.14	14.00	NO
		64	5320	12.45	14.00	NO
	802.11ac(VHT40)	54	5270	12.96	14.50	NO
		62	5310	11.13	13.00	NO
	802.11ac(VHT80)	58	5290	8.57	10.00	NO

	802.11ax(HE20)	52	5260	12.03	14.00	NO
		60	5300	12.48	14.00	NO
		64	5320	12.54	14.00	NO
	802.11ax(HE40)	54	5270	12.61	14.50	NO
		62	5310	11.06	13.00	NO
	802.11ax(HE80)	58	5290	8.17	10.00	NO
5.6 (5.47~5.725)	802.11a	100	5500	10.61	12.50	NO
		116	5580	10.89	12.50	NO
		136	5680	/	/	NO
		140	5700	10.72	12.50	NO
	802.11n(HT20)	100	5500	10.56	12.50	NO
		116	5580	10.57	12.50	NO
		136	5680	/	/	NO
		140	5700	10.66	12.50	NO
	802.11n(HT40)	102	5510	12.84	13.50	NO
		110	5550	13.31	13.50	YES
		118	5590	/	/	NO
		126	5630	/	/	NO
		134	5670	12.52	13.50	NO
	802.11ac(VHT20)	100	5500	10.51	12.50	NO
		116	5580	10.54	12.50	NO
		136	5680	/	/	NO
		140	5700	10.54	12.50	NO
	802.11ac(VHT40)	102	5510	11.82	13.50	NO
		110	5550	11.95	13.50	NO
		118	5590	/	/	NO
		126	5630	/	/	NO
		134	5670	11.67	13.50	NO
	802.11ac(VHT80)	106	5530	9.78	11.50	NO
		122	5610	9.81	11.50	NO
	802.11ac(VHT160)	114	5570	9.49	11.00	NO
	802.11ax(HE20)	100	5500	10.57	12.50	NO
		116	5580	10.92	12.50	NO
		136	5680	/	/	NO
		140	5700	10.58	12.50	NO
	802.11ax(HE40)	102	5510	11.74	13.50	NO
		110	5550	11.87	13.50	NO
		118	5590	/	/	NO
126		5630	/	/	NO	

		134	5670	11.62	13.50	NO
	802.11ax(HE80)	106	5530	9.63	11.50	NO
		122	5610	9.55	11.50	NO
	802.11ax(HE160)	114	5570	9.43	11.00	NO
5.8 (5.725~5.850)	802.11a	149	5745	13.65	15.50	NO
		157	5785	13.83	15.50	NO
		165	5825	14.24	15.50	NO
	802.11n(HT20)	149	5745	13.65	15.50	NO
		157	5785	13.81	15.50	NO
		165	5825	13.90	15.50	NO
	802.11n(HT40)	151	5755	13.66	15.50	NO
		159	5795	13.88	15.50	NO
	802.11ac(VHT20)	149	5745	13.57	15.50	NO
		157	5785	13.56	15.50	NO
		165	5825	13.68	15.50	NO
	802.11ac(VHT40)	151	5755	13.65	15.50	NO
		159	5795	13.93	15.50	NO
	802.11ac(VHT80)	155	5775	13.72	15.50	YES
	802.11ax(HE20)	149	5745	13.75	15.50	NO
		157	5785	13.72	15.50	NO
		165	5825	13.79	15.50	NO
	802.11ax(HE40)	151	5755	13.64	15.50	NO
		159	5795	13.59	15.50	NO
	802.11ax(HE80)	155	5775	13.60	15.50	NO

Note: When the same maximum output power is specified for both bands, begin SAR measurement in U-NII-2A band by applying the OFDM SAR requirements. If the highest reported SAR for a test configuration is ≤ 1.2 W/kg, SAR is not required for U-NII-1 band for that configuration (802.11 mode and exposure condition); otherwise, each band is tested independently for SAR.

8.6.25 5G WIFI-ANT10-Level5

Band (GHz)	Mode	Channel	Freq. (MHz)	Conducted Power (dBm)	Tune-up Limit (dBm)	SAR Test Require.
5.2 (5.15~5.25)	802.11a	36	5180	15.09	17.00	NO
		44	5220	16.17	18.00	NO
		48	5240	16.39	18.00	NO
	802.11n(HT20)	36	5180	16.35	18.00	NO
		44	5220	16.34	18.00	NO
		48	5240	16.09	18.00	NO
	802.11n(HT40)	38	5190	11.62	13.50	NO
		46	5230	17.32	18.50	YES
	802.11ac(VHT20)	36	5180	16.06	18.00	NO
		44	5220	16.13	18.00	NO
		48	5240	16.27	18.00	NO
	802.11ac(VHT40)	38	5190	11.56	13.50	NO
		46	5230	16.83	18.50	NO
	802.11ac(VHT80)	42	5210	11.75	13.50	NO
	802.11ac(VHT160)	50	5250	10.75	12.50	NO
	802.11ax(HE20)	36	5180	16.08	18.00	NO
		44	5220	16.12	18.00	NO
		48	5240	16.36	18.00	NO
802.11ax(HE40)	38	5190	11.51	13.50	NO	
	46	5230	16.69	18.50	NO	
802.11ax(HE80)	42	5210	11.58	13.50	NO	
802.11ax(HE160)	50	5250	10.73	12.50	NO	
5.3 (5.25~5.35)	802.11a	52	5260	15.68	17.50	NO
		60	5300	15.98	17.50	NO
		64	5320	14.66	16.50	NO
	802.11n(HT20)	52	5260	15.88	17.50	NO
		60	5300	15.66	17.50	NO
		64	5320	15.44	17.00	NO
	802.11n(HT40)	54	5270	16.91	18.00	YES
		62	5310	11.33	13.00	NO
	802.11ac(VHT20)	52	5260	15.86	17.50	NO
		60	5300	15.68	17.50	NO
		64	5320	15.35	17.00	NO
	802.11ac(VHT40)	54	5270	16.35	18.00	NO
		62	5310	11.13	13.00	NO
	802.11ac(VHT80)	58	5290	11.89	13.50	NO

	802.11ax(HE20)	52	5260	15.56	17.50	NO
		60	5300	15.86	17.50	NO
		64	5320	15.12	17.00	NO
	802.11ax(HE40)	54	5270	16.06	18.00	NO
		62	5310	11.06	13.00	NO
	802.11ax(HE80)	58	5290	11.54	13.50	NO
5.6 (5.47~5.725)	802.11a	100	5500	15.53	17.50	NO
		116	5580	15.85	17.50	NO
		136	5680	15.58	17.50	NO
		140	5700	15.05	17.00	NO
	802.11n(HT20)	100	5500	15.52	17.50	NO
		116	5580	15.55	17.50	NO
		136	5680	15.53	17.50	NO
		140	5700	14.08	16.00	NO
	802.11n(HT40)	102	5510	13.74	15.50	NO
		110	5550	18.15	18.50	YES
		118	5590	17.89	18.50	NO
		126	5630	17.64	18.50	NO
		134	5670	15.53	17.50	NO
	802.11ac(VHT20)	100	5500	15.52	17.50	NO
		116	5580	15.53	17.50	NO
		136	5680	15.60	17.50	NO
		140	5700	14.05	16.00	NO
	802.11ac(VHT40)	102	5510	13.59	15.50	NO
		110	5550	17.06	18.50	NO
		118	5590	16.85	18.50	NO
		126	5630	16.61	18.50	NO
		134	5670	15.52	17.50	NO
	802.11ac(VHT80)	106	5530	11.36	13.00	NO
		122	5610	14.79	16.50	NO
	802.11ac(VHT160)	114	5570	14.39	16.00	NO
	802.11ax(HE20)	100	5500	15.55	17.50	NO
		116	5580	15.78	17.50	NO
		136	5680	15.65	17.50	NO
		140	5700	14.05	16.00	NO
	802.11ax(HE40)	102	5510	13.58	15.50	NO
		110	5550	16.69	18.50	NO
		118	5590	16.60	18.50	NO
		126	5630	16.51	18.50	NO

		134	5670	15.56	17.50	NO
	802.11ax(HE80)	106	5530	11.03	13.00	NO
		122	5610	14.62	16.50	NO
	802.11ax(HE160)	114	5570	14.44	16.00	NO
5.8 (5.725~5.850)	802.11a	149	5745	16.60	18.50	NO
		157	5785	16.76	18.50	NO
		165	5825	17.16	18.50	NO
	802.11n(HT20)	149	5745	16.59	18.50	NO
		157	5785	16.58	18.50	NO
		165	5825	16.84	18.50	NO
	802.11n(HT40)	151	5755	16.60	18.50	NO
		159	5795	16.66	18.50	NO
	802.11ac(VHT20)	149	5745	16.56	18.50	NO
		157	5785	16.57	18.50	NO
		165	5825	16.69	18.50	NO
	802.11ac(VHT40)	151	5755	16.59	18.50	NO
		159	5795	16.82	18.50	NO
	802.11ac(VHT80)	155	5775	17.73	18.50	YES
	802.11ax(HE20)	149	5745	16.58	18.50	NO
		157	5785	16.57	18.50	NO
		165	5825	16.83	18.50	NO
	802.11ax(HE40)	151	5755	16.57	18.50	NO
		159	5795	16.66	18.50	NO
	802.11ax(HE80)	155	5775	16.64	18.50	NO

Note: When the same maximum output power is specified for both bands, begin SAR measurement in U-NII-2A band by applying the OFDM SAR requirements. If the highest reported SAR for a test configuration is ≤ 1.2 W/kg, SAR is not required for U-NII-1 band for that configuration (802.11 mode and exposure condition); otherwise, each band is tested independently for SAR.

8.6.26 5G WIFI-ANT10-Level6

Band (GHz)	Mode	Channel	Freq. (MHz)	Conducted Power (dBm)	Tune-up Limit (dBm)	SAR Test Require.
5.2 (5.15~5.25)	802.11a	36	5180	15.09	17.00	NO
		44	5220	16.17	18.00	NO
		48	5240	16.39	18.00	NO
	802.11n(HT20)	36	5180	16.35	18.00	NO
		44	5220	16.34	18.00	NO
		48	5240	16.09	18.00	NO
	802.11n(HT40)	38	5190	11.62	13.50	NO
		46	5230	17.32	18.50	YES
	802.11ac(VHT20)	36	5180	16.06	18.00	NO
		44	5220	16.13	18.00	NO
		48	5240	16.27	18.00	NO
	802.11ac(VHT40)	38	5190	11.56	13.50	NO
		46	5230	16.83	18.50	NO
	802.11ac(VHT80)	42	5210	11.75	13.50	NO
	802.11ac(VHT160)	50	5250	10.75	12.50	NO
	802.11ax(HE20)	36	5180	16.08	18.00	NO
		44	5220	16.12	18.00	NO
		48	5240	16.36	18.00	NO
802.11ax(HE40)	38	5190	11.51	13.50	NO	
	46	5230	16.69	18.50	NO	
802.11ax(HE80)	42	5210	11.58	13.50	NO	
802.11ax(HE160)	50	5250	10.73	12.50	NO	
5.3 (5.25~5.35)	802.11a	52	5260	15.68	17.50	NO
		60	5300	15.98	17.50	NO
		64	5320	14.66	16.50	NO
	802.11n(HT20)	52	5260	15.88	17.50	NO
		60	5300	15.66	17.50	NO
		64	5320	15.44	17.00	NO
	802.11n(HT40)	54	5270	16.91	18.00	YES
		62	5310	11.33	13.00	NO
	802.11ac(VHT20)	52	5260	15.86	17.50	NO
		60	5300	15.68	17.50	NO
		64	5320	15.35	17.00	NO
	802.11ac(VHT40)	54	5270	16.35	18.00	NO
		62	5310	11.13	13.00	NO
	802.11ac(VHT80)	58	5290	11.89	13.50	NO

	802.11ax(HE20)	52	5260	15.56	17.50	NO
		60	5300	15.86	17.50	NO
		64	5320	15.12	17.00	NO
	802.11ax(HE40)	54	5270	16.06	18.00	NO
		62	5310	11.06	13.00	NO
	802.11ax(HE80)	58	5290	11.54	13.50	NO
5.6 (5.47~5.725)	802.11a	100	5500	15.53	17.50	NO
		116	5580	15.85	17.50	NO
		136	5680	15.58	17.50	NO
		140	5700	15.05	17.00	NO
	802.11n(HT20)	100	5500	15.52	17.50	NO
		116	5580	15.55	17.50	NO
		136	5680	15.53	17.50	NO
		140	5700	14.08	16.00	NO
	802.11n(HT40)	102	5510	13.74	15.50	NO
		110	5550	18.15	18.50	YES
		118	5590	17.89	18.50	NO
		126	5630	17.64	18.50	NO
		134	5670	15.53	17.50	NO
	802.11ac(VHT20)	100	5500	15.52	17.50	NO
		116	5580	15.53	17.50	NO
		136	5680	15.60	17.50	NO
		140	5700	14.05	16.00	NO
	802.11ac(VHT40)	102	5510	13.59	15.50	NO
		110	5550	17.06	18.50	NO
		118	5590	16.85	18.50	NO
		126	5630	16.61	18.50	NO
		134	5670	15.52	17.50	NO
	802.11ac(VHT80)	106	5530	11.36	13.00	NO
		122	5610	14.79	16.50	NO
	802.11ac(VHT160)	114	5570	14.39	16.00	NO
	802.11ax(HE20)	100	5500	15.55	17.50	NO
		116	5580	15.78	17.50	NO
		136	5680	15.65	17.50	NO
		140	5700	14.05	16.00	NO
	802.11ax(HE40)	102	5510	13.58	15.50	NO
		110	5550	16.69	18.50	NO
		118	5590	16.60	18.50	NO
126		5630	16.51	18.50	NO	

		134	5670	15.56	17.50	NO
	802.11ax(HE80)	106	5530	11.03	13.00	NO
		122	5610	14.62	16.50	NO
	802.11ax(HE160)	114	5570	14.44	16.00	NO
5.8 (5.725~5.850)	802.11a	149	5745	15.67	17.50	NO
		157	5785	15.70	17.50	NO
		165	5825	16.16	17.50	NO
	802.11n(HT20)	149	5745	15.54	17.50	NO
		157	5785	15.52	17.50	NO
		165	5825	15.78	17.50	NO
	802.11n(HT40)	151	5755	15.60	17.50	NO
		159	5795	15.69	17.50	NO
	802.11ac(VHT20)	149	5745	15.57	17.50	NO
		157	5785	15.50	17.50	NO
		165	5825	15.62	17.50	NO
	802.11ac(VHT40)	151	5755	15.54	17.50	NO
		159	5795	15.89	17.50	NO
	802.11ac(VHT80)	155	5775	16.73	17.50	YES
	802.11ax(HE20)	149	5745	15.56	17.50	NO
		157	5785	15.58	17.50	NO
		165	5825	15.72	17.50	NO
	802.11ax(HE40)	151	5755	15.54	17.50	NO
		159	5795	15.63	17.50	NO
	802.11ax(HE80)	155	5775	15.56	17.50	NO

Note: When the same maximum output power is specified for both bands, begin SAR measurement in U-NII-2A band by applying the OFDM SAR requirements. If the highest reported SAR for a test configuration is ≤ 1.2 W/kg, SAR is not required for U-NII-1 band for that configuration (802.11 mode and exposure condition); otherwise, each band is tested independently for SAR.

8.6.27 5G WIFI-ANT10-Level7&8

Band (GHz)	Mode	Channel	Freq. (MHz)	Conducted Power (dBm)	Tune-up Limit (dBm)	SAR Test Require.
5.2 (5.15~5.25)	802.11a	36	5180	13.03	15.00	NO
		44	5220	13.10	15.00	NO
		48	5240	13.30	15.00	NO
	802.11n(HT20)	36	5180	13.32	15.00	NO
		44	5220	13.35	15.00	NO
		48	5240	13.03	15.00	NO
	802.11n(HT40)	38	5190	11.62	13.50	NO
		46	5230	14.30	15.50	YES
	802.11ac(VHT20)	36	5180	13.11	15.00	NO
		44	5220	13.20	15.00	NO
		48	5240	13.20	15.00	NO
	802.11ac(VHT40)	38	5190	11.56	13.50	NO
		46	5230	13.86	15.50	NO
	802.11ac(VHT80)	42	5210	8.75	10.50	NO
	802.11ac(VHT160)	50	5250	7.84	9.50	NO
	802.11ax(HE20)	36	5180	13.05	15.00	NO
		44	5220	13.10	15.00	NO
		48	5240	13.42	15.00	NO
802.11ax(HE40)	38	5190	11.51	13.50	NO	
	46	5230	13.71	15.50	NO	
802.11ax(HE80)	42	5210	8.65	10.50	NO	
802.11ax(HE160)	50	5250	7.77	9.50	NO	
5.3 (5.25~5.35)	802.11a	52	5260	13.13	15.00	NO
		60	5300	13.55	15.00	NO
		64	5320	13.09	15.00	NO
	802.11n(HT20)	52	5260	13.33	15.00	NO
		60	5300	13.04	15.00	NO
		64	5320	13.35	15.00	NO
	802.11n(HT40)	54	5270	14.48	15.50	YES
		62	5310	11.33	13.00	NO
	802.11ac(VHT20)	52	5260	13.26	15.00	NO
		60	5300	13.09	15.00	NO
		64	5320	13.25	15.00	NO
	802.11ac(VHT40)	54	5270	13.75	15.50	NO
		62	5310	8.59	10.50	NO
	802.11ac(VHT80)	58	5290	9.43	11.00	NO

	802.11ax(HE20)	52	5260	13.00	15.00	NO	
		60	5300	13.44	15.00	NO	
		64	5320	13.15	15.00	NO	
	802.11ax(HE40)	54	5270	13.54	15.50	NO	
		62	5310	11.06	13.00	NO	
	802.11ax(HE80)	58	5290	9.02	11.00	NO	
	5.6 (5.47~5.725)	802.11a	100	5500	11.03	13.00	NO
			116	5580	11.39	13.00	NO
			136	5680	/	/	NO
140			5700	11.04	13.00	NO	
802.11n(HT20)		100	5500	11.04	13.00	NO	
		116	5580	11.04	13.00	NO	
		136	5680	/	/	NO	
		140	5700	11.06	13.00	NO	
802.11n(HT40)		102	5510	13.28	14.00	NO	
		110	5550	13.57	14.00	YES	
		118	5590	/	/	NO	
		126	5630	/	/	NO	
		134	5670	13.21	14.00	NO	
802.11ac(VHT20)		100	5500	11.03	13.00	NO	
		116	5580	11.02	13.00	NO	
		136	5680	/	/	NO	
		140	5700	11.02	13.00	NO	
802.11ac(VHT40)		102	5510	12.32	14.00	NO	
		110	5550	12.59	14.00	NO	
		118	5590	/	/	NO	
		126	5630	/	/	NO	
		134	5670	12.11	14.00	NO	
802.11ac(VHT80)		106	5530	11.36	12.00	NO	
		122	5610	10.22	12.00	NO	
802.11ac(VHT160)		114	5570	9.97	11.50	NO	
802.11ax(HE20)		100	5500	11.00	13.00	NO	
		116	5580	11.29	13.00	NO	
		136	5680	/	/	NO	
	140	5700	11.21	13.00	NO		
802.11ax(HE40)	102	5510	12.11	14.00	NO		
	110	5550	12.24	14.00	NO		
	118	5590	/	/	NO		
	126	5630	/	/	NO		

		134	5670	12.04	14.00	NO
	802.11ax(HE80)	106	5530	10.01	12.00	NO
		122	5610	10.00	12.00	NO
	802.11ax(HE160)	114	5570	9.98	11.50	NO
5.8 (5.725~5.850)	802.11a	149	5745	11.03	13.00	NO
		157	5785	11.16	13.00	NO
		165	5825	11.71	13.00	NO
	802.11n(HT20)	149	5745	11.01	13.00	NO
		157	5785	11.06	13.00	NO
		165	5825	11.34	13.00	NO
	802.11n(HT40)	151	5755	11.07	13.00	NO
		159	5795	11.30	13.00	NO
	802.11ac(VHT20)	149	5745	11.05	13.00	NO
		157	5785	11.05	13.00	NO
		165	5825	11.17	13.00	NO
	802.11ac(VHT40)	151	5755	11.09	13.00	NO
		159	5795	11.18	13.00	NO
	802.11ac(VHT80)	155	5775	11.04	13.00	YES
	802.11ax(HE20)	149	5745	11.00	13.00	NO
		157	5785	11.11	13.00	NO
		165	5825	11.16	13.00	NO
	802.11ax(HE40)	151	5755	11.02	13.00	NO
		159	5795	11.15	13.00	NO
	802.11ax(HE80)	155	5775	11.05	13.00	NO
	Note: When the same maximum output power is specified for both bands, begin SAR measurement in U-NII-2A band by applying the OFDM SAR requirements. If the highest reported SAR for a test configuration is ≤ 1.2 W/kg, SAR is not required for U-NII-1 band for that configuration (802.11 mode and exposure condition); otherwise, each band is tested independently for SAR.					

8.6.28 5G WIFI-MIMO-Full power

Band (GHz)	Mode	Channel	Freq. (MHz)	Conducted Power (dBm)	Tune-up Limit (dBm)	SAR Test Require.
5.2 (5.15~5.25)	802.11a	36	5180	18.40	20.00	NO
		44	5220	19.54	21.00	NO
		48	5240	19.44	21.00	NO
	802.11n(HT20)	36	5180	19.40	21.00	NO
		44	5220	19.45	21.00	NO
		48	5240	19.15	21.00	NO
	802.11n(HT40)	38	5190	14.85	16.50	NO
		46	5230	19.99	21.50	YES
	802.11ac(VHT20)	36	5180	19.25	21.00	NO
		44	5220	19.36	21.00	NO
		48	5240	19.22	21.00	NO
	802.11ac(VHT40)	38	5190	14.82	16.50	NO
		46	5230	19.96	21.50	NO
	802.11ac(VHT80)	42	5210	14.83	16.50	NO
	802.11ac(VHT160)	50	5250	13.65	15.50	NO
	802.11ax(HE20)	36	5180	19.30	21.00	NO
		44	5220	19.39	21.00	NO
		48	5240	19.33	21.00	NO
802.11ax(HE40)	38	5190	14.56	16.50	NO	
	46	5230	19.70	21.50	NO	
802.11ax(HE80)	42	5210	14.64	16.50	NO	
802.11ax(HE160)	50	5250	13.63	15.50	NO	
5.3 (5.25~5.35)	802.11a	52	5260	18.66	20.50	NO
		60	5300	18.87	20.50	NO
		64	5320	17.83	19.50	NO
	802.11n(HT20)	52	5260	18.75	20.50	NO
		60	5300	18.60	20.50	NO
		64	5320	18.32	20.00	NO
	802.11n(HT40)	54	5270	19.81	21.00	YES
		62	5310	14.27	16.00	NO
	802.11ac(VHT20)	52	5260	18.70	20.50	NO
		60	5300	18.67	20.50	NO
		64	5320	18.20	20.00	NO
	802.11ac(VHT40)	54	5270	19.24	21.00	NO
		62	5310	14.20	16.00	NO
	802.11ac(VHT80)	58	5290	14.74	16.50	NO

	802.11ax(HE20)	52	5260	18.60	20.50	NO
		60	5300	18.83	20.50	NO
		64	5320	18.10	20.00	NO
	802.11ax(HE40)	54	5270	19.07	21.00	NO
		62	5310	14.05	16.00	NO
	802.11ax(HE80)	58	5290	14.55	16.50	NO
5.6 (5.47~5.725)	802.11a	100	5500	18.82	20.50	NO
		116	5580	18.97	20.50	NO
		136	5680	19.11	20.50	NO
		140	5700	18.70	20.00	NO
	802.11n(HT20)	100	5500	18.64	20.50	NO
		116	5580	18.67	20.50	NO
		136	5680	18.94	20.50	NO
		140	5700	17.54	19.00	NO
	802.11n(HT40)	102	5510	17.26	18.50	NO
		110	5550	21.09	21.50	YES
		118	5590	20.54	21.50	NO
		126	5630	20.75	21.50	NO
		134	5670	19.07	20.50	NO
	802.11ac(VHT20)	100	5500	18.63	20.50	NO
		116	5580	18.66	20.50	NO
		136	5680	18.95	20.50	NO
		140	5700	17.52	19.00	NO
	802.11ac(VHT40)	102	5510	16.84	18.50	NO
		110	5550	20.28	21.50	NO
		118	5590	20.00	21.50	NO
		126	5630	19.95	21.50	NO
		134	5670	19.05	20.50	NO
	802.11ac(VHT80)	106	5530	14.40	16.00	NO
		122	5610	17.75	19.50	NO
	802.11ac(VHT160)	114	5570	17.50	19.00	NO
	802.11ax(HE20)	100	5500	18.76	20.50	NO
		116	5580	18.87	20.50	NO
		136	5680	19.08	20.50	NO
		140	5700	17.63	19.00	NO
	802.11ax(HE40)	102	5510	16.63	18.50	NO
		110	5550	19.95	21.50	NO
		118	5590	19.70	21.50	NO
126		5630	19.71	21.50	NO	

		134	5670	18.89	20.50	NO
	802.11ax(HE80)	106	5530	14.20	16.00	NO
		122	5610	17.62	19.50	NO
	802.11ax(HE160)	114	5570	17.56	19.00	NO
5.8 (5.725~5.850)	802.11a	149	5745	20.76	22.50	NO
		157	5785	21.13	22.50	NO
		165	5825	21.54	22.50	NO
	802.11n(HT20)	149	5745	20.61	22.50	NO
		157	5785	20.91	22.50	NO
		165	5825	21.21	22.50	NO
	802.11n(HT40)	151	5755	21.34	22.50	NO
		159	5795	21.55	22.50	NO
	802.11ac(VHT20)	149	5745	21.08	22.50	NO
		157	5785	21.31	22.50	NO
		165	5825	21.63	22.50	NO
	802.11ac(VHT40)	151	5755	21.30	22.50	NO
		159	5795	21.59	22.50	NO
	802.11ac(VHT80)	155	5775	21.15	22.50	NO
	802.11ax(HE20)	149	5745	21.20	22.50	NO
		157	5785	21.47	22.50	NO
		165	5825	21.72	22.50	NO
	802.11ax(HE40)	151	5755	21.10	22.50	NO
		159	5795	21.32	22.50	NO
	802.11ax(HE80)	155	5775	21.08	22.50	NO

Note: When the same maximum output power is specified for both bands, begin SAR measurement in U-NII-2A band by applying the OFDM SAR requirements. If the highest reported SAR for a test configuration is ≤ 1.2 W/kg, SAR is not required for U-NII-1 band for that configuration (802.11 mode and exposure condition); otherwise, each band is tested independently for SAR.

8.6.29 5G WIFI-MIMO-Level1&2

Band (GHz)	Mode	Channel	Freq. (MHz)	Conducted Power (dBm)	Tune-up Limit (dBm)	SAR Test Require.
5.2 (5.15~5.25)	802.11a	36	5180	18.40	20.00	NO
		44	5220	18.62	20.00	NO
		48	5240	18.62	20.00	NO
	802.11n(HT20)	36	5180	18.44	20.00	NO
		44	5220	18.56	20.00	NO
		48	5240	18.14	20.00	NO
	802.11n(HT40)	38	5190	14.85	16.50	NO
		46	5230	19.01	20.50	NO
	802.11ac(VHT20)	36	5180	18.37	20.00	NO
		44	5220	18.36	20.00	NO
		48	5240	18.24	20.00	NO
	802.11ac(VHT40)	38	5190	14.82	16.50	NO
		46	5230	18.94	20.50	NO
	802.11ac(VHT80)	42	5210	13.83	15.50	NO
	802.11ac(VHT160)	50	5250	12.73	14.50	NO
	802.11ax(HE20)	36	5180	18.39	20.00	NO
		44	5220	18.45	20.00	NO
		48	5240	18.37	20.00	NO
802.11ax(HE40)	38	5190	14.56	16.50	NO	
	46	5230	18.67	20.50	NO	
802.11ax(HE80)	42	5210	13.69	15.50	NO	
802.11ax(HE160)	50	5250	12.71	14.50	NO	
5.3 (5.25~5.35)	802.11a	52	5260	18.18	20.00	NO
		60	5300	18.32	20.00	NO
		64	5320	17.83	19.50	NO
	802.11n(HT20)	52	5260	18.29	20.00	NO
		60	5300	18.24	20.00	NO
		64	5320	18.32	20.00	NO
	802.11n(HT40)	54	5270	19.33	20.50	YES
		62	5310	14.27	16.00	NO
	802.11ac(VHT20)	52	5260	18.21	20.00	NO
		60	5300	18.24	20.00	NO
		64	5320	18.20	20.00	NO
	802.11ac(VHT40)	54	5270	18.83	20.50	NO
		62	5310	14.20	16.00	NO
	802.11ac(VHT80)	58	5290	14.12	15.50	NO

	802.11ax(HE20)	52	5260	18.08	20.00	NO
		60	5300	18.38	20.00	NO
		64	5320	18.10	20.00	NO
	802.11ax(HE40)	54	5270	18.67	20.50	NO
		62	5310	14.05	16.00	NO
	802.11ax(HE80)	58	5290	13.84	15.50	NO
5.6 (5.47~5.725)	802.11a	100	5500	17.88	19.50	NO
		116	5580	17.97	19.50	NO
		136	5680	/	/	NO
		140	5700	18.15	19.50	NO
	802.11n(HT20)	100	5500	17.63	19.50	NO
		116	5580	17.66	19.50	NO
		136	5680	17.99	19.50	NO
		140	5700	17.54	19.00	NO
	802.11n(HT40)	102	5510	17.26	18.50	YES
		110	5550	20.05	20.50	YES
		118	5590	19.70	20.50	NO
		126	5630	/	/	NO
		134	5670	19.07	20.50	YES
	802.11ac(VHT20)	100	5500	17.73	19.50	NO
		116	5580	17.66	19.50	NO
		136	5680	17.95	19.50	NO
		140	5700	17.52	19.00	NO
	802.11ac(VHT40)	102	5510	16.84	18.50	NO
		110	5550	19.36	20.50	NO
		118	5590	19.05	20.50	NO
		126	5630	/	/	NO
		134	5670	19.05	20.50	NO
	802.11ac(VHT80)	106	5530	14.40	16.00	NO
		122	5610	16.75	18.50	NO
	802.11ac(VHT160)	114	5570	16.47	18.00	NO
	802.11ax(HE20)	100	5500	17.85	19.50	NO
		116	5580	17.87	19.50	NO
		136	5680	18.06	19.50	NO
		140	5700	17.63	19.00	NO
	802.11ax(HE40)	102	5510	16.63	18.50	NO
		110	5550	18.93	20.50	NO
		118	5590	18.74	20.50	NO
126		5630	/	/	NO	

		134	5670	18.89	20.50	NO
	802.11ax(HE80)	106	5530	14.20	16.00	NO
		122	5610	16.54	18.50	NO
	802.11ax(HE160)	114	5570	16.53	18.00	NO
5.8 (5.725~5.850)	802.11a	149	5745	19.78	21.50	NO
		157	5785	20.12	21.50	NO
		165	5825	20.55	21.50	NO
	802.11n(HT20)	149	5745	19.66	21.50	NO
		157	5785	19.84	21.50	NO
		165	5825	20.18	21.50	NO
	802.11n(HT40)	151	5755	20.32	21.50	NO
		159	5795	20.46	21.50	NO
	802.11ac(VHT20)	149	5745	20.01	21.50	NO
		157	5785	20.32	21.50	NO
		165	5825	20.59	21.50	NO
	802.11ac(VHT40)	151	5755	20.34	21.50	NO
		159	5795	20.64	21.50	NO
	802.11ac(VHT80)	155	5775	20.75	21.50	YES
	802.11ax(HE20)	149	5745	20.22	21.50	NO
		157	5785	20.49	21.50	NO
		165	5825	20.59	21.50	NO
	802.11ax(HE40)	151	5755	20.09	21.50	NO
		159	5795	20.31	21.50	NO
	802.11ax(HE80)	155	5775	20.13	21.50	NO

Note: When the same maximum output power is specified for both bands, begin SAR measurement in U-NII-2A band by applying the OFDM SAR requirements. If the highest reported SAR for a test configuration is ≤ 1.2 W/kg, SAR is not required for U-NII-1 band for that configuration (802.11 mode and exposure condition); otherwise, each band is tested independently for SAR.

8.6.30 5G WIFI-MIMO-Level3&4

Band (GHz)	Mode	Channel	Freq. (MHz)	Conducted Power (dBm)	Tune-up Limit (dBm)	SAR Test Require.
5.2 (5.15~5.25)	802.11a	36	5180	15.55	17.00	NO
		44	5220	15.59	17.00	NO
		48	5240	15.44	17.00	NO
	802.11n(HT20)	36	5180	15.42	17.00	NO
		44	5220	15.52	17.00	NO
		48	5240	15.15	17.00	NO
	802.11n(HT40)	38	5190	14.85	16.50	NO
		46	5230	16.07	17.50	NO
	802.11ac(VHT20)	36	5180	15.34	17.00	NO
		44	5220	15.49	17.00	NO
		48	5240	15.20	17.00	NO
	802.11ac(VHT40)	38	5190	14.82	16.50	NO
		46	5230	16.07	17.50	NO
	802.11ac(VHT80)	42	5210	10.83	12.50	NO
	802.11ac(VHT160)	50	5250	9.71	11.50	NO
	802.11ax(HE20)	36	5180	15.27	17.00	NO
		44	5220	15.45	17.00	NO
		48	5240	15.29	17.00	NO
802.11ax(HE40)	38	5190	14.56	16.50	NO	
	46	5230	15.82	17.50	NO	
802.11ax(HE80)	42	5210	10.61	12.50	NO	
802.11ax(HE160)	50	5250	9.67	11.50	NO	
5.3 (5.25~5.35)	802.11a	52	5260	15.18	17.00	NO
		60	5300	15.39	17.00	NO
		64	5320	15.45	17.00	NO
	802.11n(HT20)	52	5260	15.37	17.00	NO
		60	5300	15.08	17.00	NO
		64	5320	15.37	17.00	NO
	802.11n(HT40)	54	5270	16.39	17.50	YES
		62	5310	14.27	16.00	NO
	802.11ac(VHT20)	52	5260	15.23	17.00	NO
		60	5300	15.12	17.00	NO
		64	5320	15.26	17.00	NO
	802.11ac(VHT40)	54	5270	15.85	17.50	NO
		62	5310	14.20	16.00	NO
	802.11ac(VHT80)	58	5290	11.38	13.00	NO

	802.11ax(HE20)	52	5260	15.06	17.00	NO
		60	5300	15.46	17.00	NO
		64	5320	15.32	17.00	NO
	802.11ax(HE40)	54	5270	15.59	17.50	NO
		62	5310	14.05	16.00	NO
	802.11ax(HE80)	58	5290	11.12	13.00	NO
5.6 (5.47~5.725)	802.11a	100	5500	13.94	15.50	NO
		116	5580	14.02	15.50	NO
		136	5680	/	/	NO
		140	5700	14.21	15.50	NO
	802.11n(HT20)	100	5500	13.68	15.50	NO
		116	5580	13.69	15.50	NO
		136	5680	/	/	NO
		140	5700	14.00	15.50	NO
	802.11n(HT40)	102	5510	15.29	16.50	NO
		110	5550	16.15	16.50	YES
		118	5590	/	/	NO
		126	5630	/	/	NO
		134	5670	15.72	16.50	NO
	802.11ac(VHT20)	100	5500	13.65	15.50	NO
		116	5580	13.70	15.50	NO
		136	5680	/	/	NO
		140	5700	13.91	15.50	NO
	802.11ac(VHT40)	102	5510	14.90	16.50	NO
		110	5550	15.29	16.50	NO
		118	5590	/	/	NO
		126	5630	/	/	NO
		134	5670	15.11	16.50	NO
	802.11ac(VHT80)	106	5530	12.65	14.50	NO
		122	5610	12.74	14.50	NO
	802.11ac(VHT160)	114	5570	12.59	14.00	NO
	802.11ax(HE20)	100	5500	13.84	15.50	NO
		116	5580	14.01	15.50	NO
		136	5680	/	/	NO
		140	5700	14.03	15.50	NO
	802.11ax(HE40)	102	5510	14.76	16.50	NO
		110	5550	15.08	16.50	NO
		118	5590	/	/	NO
126		5630	/	/	NO	

		134	5670	14.86	16.50	NO
	802.11ax(HE80)	106	5530	12.59	14.50	NO
		122	5610	12.61	14.50	NO
	802.11ax(HE160)	114	5570	12.52	14.00	NO
5.8 (5.725~5.850)	802.11a	149	5745	16.88	18.50	NO
		157	5785	17.23	18.50	NO
		165	5825	17.65	18.50	NO
	802.11n(HT20)	149	5745	16.64	18.50	NO
		157	5785	17.08	18.50	NO
		165	5825	17.19	18.50	NO
	802.11n(HT40)	151	5755	17.41	18.50	NO
		159	5795	17.59	18.50	NO
	802.11ac(VHT20)	149	5745	17.04	18.50	NO
		157	5785	17.34	18.50	NO
		165	5825	17.64	18.50	NO
	802.11ac(VHT40)	151	5755	17.39	18.50	NO
		159	5795	17.68	18.50	NO
	802.11ac(VHT80)	155	5775	17.25	18.50	YES
	802.11ax(HE20)	149	5745	17.23	18.50	NO
		157	5785	17.60	18.50	NO
		165	5825	17.74	18.50	NO
	802.11ax(HE40)	151	5755	17.11	18.50	NO
		159	5795	17.33	18.50	NO
	802.11ax(HE80)	155	5775	17.12	18.50	NO
Note: When the same maximum output power is specified for both bands, begin SAR measurement in U-NII-2A band by applying the OFDM SAR requirements. If the highest reported SAR for a test configuration is ≤ 1.2 W/kg, SAR is not required for U-NII-1 band for that configuration (802.11 mode and exposure condition); otherwise, each band is tested independently for SAR.						

8.6.31 5G WIFI-MIMO-Level5

Band (GHz)	Mode	Channel	Freq. (MHz)	Conducted Power (dBm)	Tune-up Limit (dBm)	SAR Test Require.
5.2 (5.15~5.25)	802.11a	36	5180	18.40	20.00	NO
		44	5220	19.54	21.00	NO
		48	5240	19.44	21.00	NO
	802.11n(HT20)	36	5180	19.40	21.00	NO
		44	5220	19.45	21.00	NO
		48	5240	19.15	21.00	NO
	802.11n(HT40)	38	5190	14.85	16.50	NO
		46	5230	19.99	21.50	NO
	802.11ac(VHT20)	36	5180	19.25	21.00	NO
		44	5220	19.36	21.00	NO
		48	5240	19.22	21.00	NO
	802.11ac(VHT40)	38	5190	14.82	16.50	NO
		46	5230	19.96	21.50	NO
	802.11ac(VHT80)	42	5210	14.83	16.50	NO
	802.11ac(VHT160)	50	5250	13.65	15.50	NO
	802.11ax(HE20)	36	5180	19.30	21.00	NO
		44	5220	19.39	21.00	NO
		48	5240	19.33	21.00	NO
802.11ax(HE40)	38	5190	14.56	16.50	NO	
	46	5230	19.70	21.50	NO	
802.11ax(HE80)	42	5210	14.64	16.50	NO	
802.11ax(HE160)	50	5250	13.63	15.50	NO	
5.3 (5.25~5.35)	802.11a	52	5260	18.66	20.50	NO
		60	5300	18.87	20.50	NO
		64	5320	17.83	19.50	NO
	802.11n(HT20)	52	5260	18.75	20.50	NO
		60	5300	18.60	20.50	NO
		64	5320	18.32	20.00	NO
	802.11n(HT40)	54	5270	19.81	21.00	YES
		62	5310	14.27	16.00	NO
	802.11ac(VHT20)	52	5260	18.70	20.50	NO
		60	5300	18.67	20.50	NO
		64	5320	18.20	20.00	NO
	802.11ac(VHT40)	54	5270	19.24	21.00	NO
		62	5310	14.20	16.00	NO
	802.11ac(VHT80)	58	5290	14.74	16.50	NO

	802.11ax(HE20)	52	5260	18.60	20.50	NO
		60	5300	18.83	20.50	NO
		64	5320	18.10	20.00	NO
	802.11ax(HE40)	54	5270	19.07	21.00	NO
		62	5310	14.05	16.00	NO
	802.11ax(HE80)	58	5290	14.55	16.50	NO
5.6 (5.47~5.725)	802.11a	100	5500	18.82	20.50	NO
		116	5580	18.97	20.50	NO
		136	5680	19.11	20.50	NO
		140	5700	18.70	20.00	NO
	802.11n(HT20)	100	5500	18.64	20.50	NO
		116	5580	18.67	20.50	NO
		136	5680	18.94	20.50	NO
		140	5700	17.54	19.00	NO
	802.11n(HT40)	102	5510	17.26	18.50	NO
		110	5550	21.09	21.50	YES
		118	5590	20.54	21.50	NO
		126	5630	20.75	21.50	NO
		134	5670	19.07	20.50	NO
	802.11ac(VHT20)	100	5500	18.63	20.50	NO
		116	5580	18.66	20.50	NO
		136	5680	18.95	20.50	NO
		140	5700	17.52	19.00	NO
	802.11ac(VHT40)	102	5510	16.84	18.50	NO
		110	5550	20.28	21.50	NO
		118	5590	20.00	21.50	NO
		126	5630	19.95	21.50	NO
		134	5670	19.05	20.50	NO
	802.11ac(VHT80)	106	5530	14.40	16.00	NO
		122	5610	17.75	19.50	NO
	802.11ac(VHT160)	114	5570	17.50	19.00	NO
	802.11ax(HE20)	100	5500	18.76	20.50	NO
		116	5580	18.87	20.50	NO
		136	5680	19.08	20.50	NO
		140	5700	17.63	19.00	NO
	802.11ax(HE40)	102	5510	16.63	18.50	NO
		110	5550	19.95	21.50	NO
		118	5590	19.70	21.50	NO
126		5630	19.71	21.50	NO	

		134	5670	18.89	20.50	NO
	802.11ax(HE80)	106	5530	14.20	16.00	NO
		122	5610	17.62	19.50	NO
	802.11ax(HE160)	114	5570	17.56	19.00	NO
5.8 (5.725~5.850)	802.11a	149	5745	19.78	21.50	NO
		157	5785	20.12	21.50	NO
		165	5825	20.55	21.50	NO
	802.11n(HT20)	149	5745	19.66	21.50	NO
		157	5785	19.84	21.50	NO
		165	5825	20.18	21.50	NO
	802.11n(HT40)	151	5755	20.32	21.50	NO
		159	5795	20.46	21.50	NO
	802.11ac(VHT20)	149	5745	20.01	21.50	NO
		157	5785	20.32	21.50	NO
		165	5825	20.59	21.50	NO
	802.11ac(VHT40)	151	5755	20.34	21.50	NO
		159	5795	20.64	21.50	NO
	802.11ac(VHT80)	155	5775	20.75	21.50	YES
	802.11ax(HE20)	149	5745	20.22	21.50	NO
		157	5785	20.49	21.50	NO
		165	5825	20.59	21.50	NO
	802.11ax(HE40)	151	5755	20.09	21.50	NO
		159	5795	20.31	21.50	NO
	802.11ax(HE80)	155	5775	20.13	21.50	NO

Note: When the same maximum output power is specified for both bands, begin SAR measurement in U-NII-2A band by applying the OFDM SAR requirements. If the highest reported SAR for a test configuration is ≤ 1.2 W/kg, SAR is not required for U-NII-1 band for that configuration (802.11 mode and exposure condition); otherwise, each band is tested independently for SAR.

8.6.32 5G WIFI-MIMO-Level6

Band (GHz)	Mode	Channel	Freq. (MHz)	Conducted Power (dBm)	Tune-up Limit (dBm)	SAR Test Require.
5.2 (5.15~5.25)	802.11a	36	5180	18.40	20.00	NO
		44	5220	19.54	21.00	NO
		48	5240	19.44	21.00	NO
	802.11n(HT20)	36	5180	19.40	21.00	NO
		44	5220	19.45	21.00	NO
		48	5240	19.15	21.00	NO
	802.11n(HT40)	38	5190	14.85	16.50	NO
		46	5230	19.99	21.50	YES
	802.11ac(VHT20)	36	5180	19.25	21.00	NO
		44	5220	19.36	21.00	NO
		48	5240	19.22	21.00	NO
	802.11ac(VHT40)	38	5190	14.82	16.50	NO
		46	5230	19.96	21.50	NO
	802.11ac(VHT80)	42	5210	14.83	16.50	NO
	802.11ac(VHT160)	50	5250	13.65	15.50	NO
	802.11ax(HE20)	36	5180	19.30	21.00	NO
		44	5220	19.39	21.00	NO
		48	5240	19.33	21.00	NO
802.11ax(HE40)	38	5190	14.56	16.50	NO	
	46	5230	19.70	21.50	NO	
802.11ax(HE80)	42	5210	14.64	16.50	NO	
802.11ax(HE160)	50	5250	13.63	15.50	NO	
5.3 (5.25~5.35)	802.11a	52	5260	18.66	20.50	NO
		60	5300	18.87	20.50	NO
		64	5320	17.83	19.50	NO
	802.11n(HT20)	52	5260	18.75	20.50	NO
		60	5300	18.60	20.50	NO
		64	5320	18.32	20.00	NO
	802.11n(HT40)	54	5270	19.81	21.00	YES
		62	5310	14.27	16.00	NO
	802.11ac(VHT20)	52	5260	18.70	20.50	NO
		60	5300	18.67	20.50	NO
		64	5320	18.20	20.00	NO
	802.11ac(VHT40)	54	5270	19.24	21.00	NO
		62	5310	14.20	16.00	NO
	802.11ac(VHT80)	58	5290	14.74	16.50	NO

	802.11ax(HE20)	52	5260	18.60	20.50	NO
		60	5300	18.83	20.50	NO
		64	5320	18.10	20.00	NO
	802.11ax(HE40)	54	5270	19.07	21.00	NO
		62	5310	14.05	16.00	NO
	802.11ax(HE80)	58	5290	14.55	16.50	NO
5.6 (5.47~5.725)	802.11a	100	5500	18.82	20.50	NO
		116	5580	18.97	20.50	NO
		136	5680	19.11	20.50	NO
		140	5700	18.70	20.00	NO
	802.11n(HT20)	100	5500	18.64	20.50	NO
		116	5580	18.67	20.50	NO
		136	5680	18.94	20.50	NO
		140	5700	17.54	19.00	NO
	802.11n(HT40)	102	5510	17.26	18.50	YES
		110	5550	21.09	21.50	YES
		118	5590	20.54	21.50	NO
		126	5630	20.75	21.50	YES
		134	5670	19.07	20.50	NO
	802.11ac(VHT20)	100	5500	18.63	20.50	NO
		116	5580	18.66	20.50	NO
		136	5680	18.95	20.50	NO
		140	5700	17.52	19.00	NO
	802.11ac(VHT40)	102	5510	16.84	18.50	NO
		110	5550	20.28	21.50	NO
		118	5590	20.00	21.50	NO
		126	5630	19.95	21.50	NO
		134	5670	19.05	20.50	NO
	802.11ac(VHT80)	106	5530	14.40	16.00	NO
		122	5610	17.75	19.50	NO
	802.11ac(VHT160)	114	5570	17.50	19.00	NO
	802.11ax(HE20)	100	5500	18.76	20.50	NO
		116	5580	18.87	20.50	NO
		136	5680	19.08	20.50	NO
		140	5700	17.63	19.00	NO
	802.11ax(HE40)	102	5510	16.63	18.50	NO
		110	5550	19.95	21.50	NO
		118	5590	19.70	21.50	NO
126		5630	19.71	21.50	NO	

		134	5670	18.89	20.50	NO
	802.11ax(HE80)	106	5530	14.20	16.00	NO
		122	5610	17.62	19.50	NO
	802.11ax(HE160)	114	5570	17.56	19.00	NO
5.8 (5.725~5.850)	802.11a	149	5745	18.77	20.50	NO
		157	5785	19.09	20.50	NO
		165	5825	19.53	20.50	NO
	802.11n(HT20)	149	5745	18.60	20.50	NO
		157	5785	18.77	20.50	NO
		165	5825	19.09	20.50	NO
	802.11n(HT40)	151	5755	19.36	20.50	NO
		159	5795	19.51	20.50	NO
	802.11ac(VHT20)	149	5745	19.02	20.50	NO
		157	5785	19.30	20.50	NO
		165	5825	19.57	20.50	NO
	802.11ac(VHT40)	151	5755	19.28	20.50	NO
		159	5795	19.66	20.50	NO
	802.11ac(VHT80)	155	5775	19.58	20.50	YES
	802.11ax(HE20)	149	5745	19.16	20.50	NO
		157	5785	19.46	20.50	NO
		165	5825	19.56	20.50	NO
	802.11ax(HE40)	151	5755	19.10	20.50	NO
		159	5795	19.24	20.50	NO
	802.11ax(HE80)	155	5775	19.13	20.50	NO

Note: When the same maximum output power is specified for both bands, begin SAR measurement in U-NII-2A band by applying the OFDM SAR requirements. If the highest reported SAR for a test configuration is ≤ 1.2 W/kg, SAR is not required for U-NII-1 band for that configuration (802.11 mode and exposure condition); otherwise, each band is tested independently for SAR.

8.6.33 5G WIFI-MIMO-Level7&8

Band (GHz)	Mode	Channel	Freq. (MHz)	Conducted Power (dBm)	Tune-up Limit (dBm)	SAR Test Require.
5.2 (5.15~5.25)	802.11a	36	5180	16.33	18.00	NO
		44	5220	16.52	18.00	NO
		48	5240	16.43	18.00	NO
	802.11n(HT20)	36	5180	16.33	18.00	NO
		44	5220	16.48	18.00	NO
		48	5240	16.11	18.00	NO
	802.11n(HT40)	38	5190	14.85	16.50	NO
		46	5230	16.97	18.50	YES
	802.11ac(VHT20)	36	5180	16.26	18.00	NO
		44	5220	16.37	18.00	NO
		48	5240	16.17	18.00	NO
	802.11ac(VHT40)	38	5190	14.82	16.50	NO
		46	5230	16.92	18.50	NO
	802.11ac(VHT80)	42	5210	11.83	13.50	NO
	802.11ac(VHT160)	50	5250	10.73	12.50	NO
	802.11ax(HE20)	36	5180	16.31	18.00	NO
		44	5220	16.33	18.00	NO
		48	5240	16.39	18.00	NO
802.11ax(HE40)	38	5190	14.56	16.50	NO	
	46	5230	16.65	18.50	NO	
802.11ax(HE80)	42	5210	11.63	13.50	NO	
802.11ax(HE160)	50	5250	10.67	12.50	NO	
5.3 (5.25~5.35)	802.11a	52	5260	16.15	18.00	NO
		60	5300	16.43	18.00	NO
		64	5320	16.26	18.00	NO
	802.11n(HT20)	52	5260	16.22	18.00	NO
		60	5300	16.08	18.00	NO
		64	5320	16.27	18.00	NO
	802.11n(HT40)	54	5270	17.35	18.50	YES
		62	5310	14.27	16.00	NO
	802.11ac(VHT20)	52	5260	16.18	18.00	NO
		60	5300	16.09	18.00	NO
		64	5320	16.19	18.00	NO
	802.11ac(VHT40)	54	5270	16.68	18.50	NO
		62	5310	11.65	13.50	NO
	802.11ac(VHT80)	58	5290	12.27	14.00	NO

	802.11ax(HE20)	52	5260	16.02	18.00	NO
		60	5300	16.40	18.00	NO
		64	5320	16.11	18.00	NO
	802.11ax(HE40)	54	5270	16.53	18.50	NO
		62	5310	14.05	16.00	NO
	802.11ax(HE80)	58	5290	12.03	14.00	NO
5.6 (5.47~5.725)	802.11a	100	5500	14.31	16.00	NO
		116	5580	14.47	16.00	NO
		136	5680	/	/	NO
		140	5700	14.57	16.00	NO
	802.11n(HT20)	100	5500	14.15	16.00	NO
		116	5580	14.17	16.00	NO
		136	5680	/	/	NO
		140	5700	14.43	16.00	NO
	802.11n(HT40)	102	5510	16.25	17.00	NO
		110	5550	16.52	17.00	YES
		118	5590	/	/	NO
		126	5630	/	/	NO
		134	5670	15.92	17.00	NO
	802.11ac(VHT20)	100	5500	14.10	16.00	NO
		116	5580	14.15	16.00	NO
		136	5680	/	/	NO
		140	5700	14.40	16.00	NO
	802.11ac(VHT40)	102	5510	15.47	17.00	NO
		110	5550	15.83	17.00	NO
		118	5590	/	/	NO
		126	5630	/	/	NO
		134	5670	15.42	17.00	NO
	802.11ac(VHT80)	106	5530	13.77	15.00	NO
		122	5610	13.16	15.00	NO
	802.11ac(VHT160)	114	5570	13.01	14.50	NO
	802.11ax(HE20)	100	5500	14.23	16.00	NO
		116	5580	14.38	16.00	NO
		136	5680	/	/	NO
		140	5700	14.55	16.00	NO
	802.11ax(HE40)	102	5510	15.18	17.00	NO
		110	5550	15.49	17.00	NO
		118	5590	/	/	NO
126		5630	/	/	NO	

		134	5670	15.23	17.00	NO
	802.11ax(HE80)	106	5530	13.10	15.00	NO
		122	5610	13.08	15.00	NO
	802.11ax(HE160)	114	5570	13.08	14.50	NO
5.8 (5.725~5.850)	802.11a	149	5745	14.29	16.00	NO
		157	5785	14.55	16.00	NO
		165	5825	15.00	16.00	NO
	802.11n(HT20)	149	5745	14.04	16.00	NO
		157	5785	14.36	16.00	NO
		165	5825	14.67	16.00	NO
	802.11n(HT40)	151	5755	14.85	16.00	NO
		159	5795	15.06	16.00	NO
	802.11ac(VHT20)	149	5745	14.57	16.00	NO
		157	5785	14.83	16.00	NO
		165	5825	15.08	16.00	NO
	802.11ac(VHT40)	151	5755	14.81	16.00	NO
		159	5795	14.99	16.00	NO
	802.11ac(VHT80)	155	5775	14.61	16.00	YES
	802.11ax(HE20)	149	5745	14.71	16.00	NO
		157	5785	14.94	16.00	NO
		165	5825	15.16	16.00	NO
	802.11ax(HE40)	151	5755	14.58	16.00	NO
		159	5795	14.80	16.00	NO
	802.11ax(HE80)	155	5775	14.56	16.00	NO

Note: When the same maximum output power is specified for both bands, begin SAR measurement in U-NII-2A band by applying the OFDM SAR requirements. If the highest reported SAR for a test configuration is ≤ 1.2 W/kg, SAR is not required for U-NII-1 band for that configuration (802.11 mode and exposure condition); otherwise, each band is tested independently for SAR.

8.7 Bluetooth

8.7.1 Bluetooth-ANT9-Full power

Mode	GFSK			π/4-DQPSK		
Channel	0	39	78	0	39	78
Frequency (MHz)	2402	2441	2480	2402	2441	2480
Average Power (dBm)	16.88	17.02	16.96	14.37	14.56	13.93
Tune-Up Limit (dBm)	19.00	19.00	19.00	17.00	17.00	17.00
SAR Test Require	YES	YES	YES	NO	NO	NO
Mode	8-DPSK			/		
Channel	0	39	78	/	/	/
Frequency (MHz)	2402	2441	2480	/	/	/
Average Power (dBm)	14.84	15.19	14.46	/	/	/
Tune-Up Limit (dBm)	17.00	17.00	17.00	/	/	/
SAR Test Require	NO	NO	NO	/	/	/
Mode	BLE-1Mbps			BLE-2Mbps		
Channel	0	19	39	1	19	38
Frequency (MHz)	2402	2440	2480	2404	2440	2478
Average Power (dBm)	6.42	5.98	3.54	6.32	5.74	3.83
Tune-Up Limit (dBm)	9.00	9.00	9.00	9.00	9.00	9.00
SAR Test Require	NO	NO	NO	NO	NO	NO
Note 1: Since bluetooth BR mode is the maximum output power mode, SAR measurements were performed with test software using DH5 modulation, and SAR measurement is not required for the EDR and LE. When the secondary mode is \leq $\frac{1}{4}$ dB higher than the primary mode.						

8.7.2 Bluetooth-ANT9-Level1&5&6&7

Mode	GFSK			π/4-DQPSK		
Channel	0	39	78	0	39	78
Frequency (MHz)	2402	2441	2480	2402	2441	2480
Average Power (dBm)	16.88	17.02	16.96	14.37	14.56	13.93
Tune-Up Limit (dBm)	19.00	19.00	19.00	17.00	17.00	17.00
SAR Test Require	YES	YES	YES	NO	NO	NO
Mode	8-DPSK			/		
Channel	0	39	78	/	/	/
Frequency (MHz)	2402	2441	2480	/	/	/
Average Power (dBm)	14.94	15.19	14.46	/	/	/
Tune-Up Limit (dBm)	17.00	17.00	17.00	/	/	/
SAR Test Require	NO	NO	NO	/	/	/
Mode	BLE-1Mbps			BLE-2Mbps		
Channel	0	19	39	1	19	38
Frequency (MHz)	2402	2440	2480	2404	2440	2478
Average Power (dBm)	6.42	5.98	3.54	6.32	5.74	3.83
Tune-Up Limit (dBm)	9.00	9.00	9.00	9.00	9.00	9.00
SAR Test Require	NO	NO	NO	NO	NO	NO
Note 1: Since bluetooth BR mode is the maximum output power mode, SAR measurements were performed with test software using DH5 modulation, and SAR measurement is not required for the EDR and LE. When the secondary mode is $\leq \frac{1}{4}$ dB higher than the primary mode.						

8.7.3 Bluetooth-ANT9-Level2&3&4&8

Mode	GFSK			π/4-DQPSK		
Channel	0	39	78	0	39	78
Frequency (MHz)	2402	2441	2480	2402	2441	2480
Average Power (dBm)	12.03	11.85	9.34	9.77	9.59	7.23
Tune-Up Limit (dBm)	14.00	14.00	14.00	14.00	14.00	14.00
SAR Test Require	YES	NO	NO	NO	NO	NO
Mode	8-DPSK			/		
Channel	0	39	78	/	/	/
Frequency (MHz)	2402	2441	2480	/	/	/
Average Power (dBm)	10.58	10.38	7.99	/	/	/
Tune-Up Limit (dBm)	14.00	14.00	14.00	/	/	/
SAR Test Require	NO	NO	NO	/	/	/
Mode	BLE-1Mbps			BLE-2Mbps		
Channel	0	19	39	1	19	38
Frequency (MHz)	2402	2440	2480	2404	2440	2478
Average Power (dBm)	6.42	5.98	3.54	6.32	5.74	3.83
Tune-Up Limit (dBm)	9.00	9.00	9.00	9.00	9.00	9.00
SAR Test Require	NO	NO	NO	NO	NO	NO
Note 1: Since bluetooth BR mode is the maximum output power mode, SAR measurements were performed with test software using DH5 modulation, and SAR measurement is not required for the EDR and LE. When the secondary mode is $\leq \frac{1}{4}$ dB higher than the primary mode.						

8.7.4 Bluetooth-ANT10-Full power

Mode	GFSK			π/4-DQPSK		
Channel	0	39	78	0	39	78
Frequency (MHz)	2402	2441	2480	2402	2441	2480
Average Power (dBm)	16.17	16.23	16.02	13.82	13.73	13.52
Tune-Up Limit (dBm)	19.00	19.00	19.00	17.00	17.00	17.00
SAR Test Require	NO	YES	NO	NO	NO	NO
Mode	8-DPSK			/		
Channel	0	39	78	/	/	/
Frequency (MHz)	2402	2441	2480	/	/	/
Average Power (dBm)	14.43	14.34	14.19	/	/	/
Tune-Up Limit (dBm)	17.00	17.00	17.00	/	/	/
SAR Test Require	NO	NO	NO	/	/	/
Mode	BLE-1Mbps			BLE-2Mbps		
Channel	0	19	39	1	19	38
Frequency (MHz)	2402	2440	2480	2404	2440	2478
Average Power (dBm)	6.13	6.19	3.98	5.99	5.90	4.05
Tune-Up Limit (dBm)	9.00	9.00	9.00	9.00	9.00	9.00
SAR Test Require	NO	NO	NO	NO	NO	NO
Note 1: Since bluetooth BR mode is the maximum output power mode, SAR measurements were performed with test software using DH5 modulation, and SAR measurement is not required for the EDR and LE. When the secondary mode is $\leq \frac{1}{4}$ dB higher than the primary mode.						

8.7.5 Bluetooth-ANT10-Level1&5&6&7

Mode	GFSK			π/4-DQPSK		
Channel	0	39	78	0	39	78
Frequency (MHz)	2402	2441	2480	2402	2441	2480
Average Power (dBm)	16.17	16.23	16.02	13.82	13.73	13.52
Tune-Up Limit (dBm)	19.00	19.00	19.00	17.00	17.00	17.00
SAR Test Require	NO	YES	NO	NO	NO	NO
Mode	8-DPSK			/		
Channel	0	39	78	/	/	/
Frequency (MHz)	2402	2441	2480	/	/	/
Average Power (dBm)	14.43	14.34	14.19	/	/	/
Tune-Up Limit (dBm)	17.00	17.00	17.00	/	/	/
SAR Test Require	NO	NO	NO	/	/	/
Mode	BLE-1Mbps			BLE-2Mbps		
Channel	0	19	39	1	19	38
Frequency (MHz)	2402	2440	2480	2404	2440	2478
Average Power (dBm)	6.13	6.19	3.98	5.99	5.90	4.05
Tune-Up Limit (dBm)	9.00	9.00	9.00	9.00	9.00	9.00
SAR Test Require	NO	NO	NO	NO	NO	NO
Note 1: Since bluetooth BR mode is the maximum output power mode, SAR measurements were performed with test software using DH5 modulation, and SAR measurement is not required for the EDR and LE. When the secondary mode is $\leq \frac{1}{4}$ dB higher than the primary mode.						

8.7.6 Bluetooth-ANT10-Level2&3&4&8

Mode	GFSK			π/4-DQPSK		
Channel	0	39	78	0	39	78
Frequency (MHz)	2402	2441	2480	2402	2441	2480
Average Power (dBm)	11.92	12.25	9.97	9.89	10.16	7.94
Tune-Up Limit (dBm)	14.00	14.00	14.00	14.00	14.00	14.00
SAR Test Require	NO	YES	NO	NO	NO	NO
Mode	8-DPSK			/		
Channel	0	39	78	/	/	/
Frequency (MHz)	2402	2441	2480	/	/	/
Average Power (dBm)	10.63	10.93	8.72	/	/	/
Tune-Up Limit (dBm)	14.00	14.00	14.00	/	/	/
SAR Test Require	NO	NO	NO	/	/	/
Mode	BLE-1Mbps			BLE-2Mbps		
Channel	0	19	39	1	19	38
Frequency (MHz)	2402	2440	2480	2404	2440	2478
Average Power (dBm)	6.13	6.19	3.98	5.99	5.90	4.05
Tune-Up Limit (dBm)	9.00	9.00	9.00	9.00	9.00	9.00
SAR Test Require	NO	NO	NO	NO	NO	NO
Note 1: Since bluetooth BR mode is the maximum output power mode, SAR measurements were performed with test software using DH5 modulation, and SAR measurement is not required for the EDR and LE. When the secondary mode is $\leq \frac{1}{4}$ dB higher than the primary mode.						

8.7.7 Bluetooth-MIMO-Full power

Mode	GFSK			π/4-DQPSK		
Channel	0	39	78	0	39	78
Frequency (MHz)	2402	2441	2480	2402	2441	2480
Average Power (dBm)	19.55	19.65	19.53	17.11	17.18	16.74
Tune-Up Limit (dBm)	22.00	22.00	22.00	20.00	20.00	20.00
SAR Test Require	YES	YES	YES	NO	NO	NO
Mode	8-DPSK			/		
Channel	0	39	78	/	/	/
Frequency (MHz)	2402	2441	2480	/	/	/
Average Power (dBm)	17.65	17.80	17.34	/	/	/
Tune-Up Limit (dBm)	20.00	20.00	20.00	/	/	/
SAR Test Require	NO	NO	NO	/	/	/
Mode	BLE-1Mbps			BLE-2Mbps		
Channel	0	19	39	1	19	38
Frequency (MHz)	2402	2440	2480	2404	2440	2478
Average Power (dBm)	9.29	9.10	6.78	9.17	8.83	6.95
Tune-Up Limit (dBm)	12.00	12.00	12.00	12.00	12.00	12.00
SAR Test Require	NO	NO	NO	NO	NO	NO
Note 1: Since bluetooth BR mode is the maximum output power mode, SAR measurements were performed with test software using DH5 modulation, and SAR measurement is not required for the EDR and LE. When the secondary mode is $\leq \frac{1}{4}$ dB higher than the primary mode.						

8.7.8 Bluetooth-MIMO-Level1&5&6&7

Mode	GFSK			π/4-DQPSK		
Channel	0	39	78	0	39	78
Frequency (MHz)	2402	2441	2480	2402	2441	2480
Average Power (dBm)	19.55	19.65	19.53	17.11	17.18	16.74
Tune-Up Limit (dBm)	22.00	22.00	22.00	20.00	20.00	20.00
SAR Test Require	YES	YES	YES	NO	NO	NO
Mode	8-DPSK			/		
Channel	0	39	78	/	/	/
Frequency (MHz)	2402	2441	2480	/	/	/
Average Power (dBm)	17.65	17.80	17.34	/	/	/
Tune-Up Limit (dBm)	20.00	20.00	20.00	/	/	/
SAR Test Require	NO	NO	NO	/	/	/
Mode	BLE-1Mbps			BLE-2Mbps		
Channel	0	19	39	1	19	38
Frequency (MHz)	2402	2440	2480	2404	2440	2478
Average Power (dBm)	9.29	9.10	6.78	9.17	8.83	6.95
Tune-Up Limit (dBm)	12.00	12.00	12.00	12.00	12.00	12.00
SAR Test Require	NO	NO	NO	NO	NO	NO
Note 1: Since bluetooth BR mode is the maximum output power mode, SAR measurements were performed with test software using DH5 modulation, and SAR measurement is not required for the EDR and LE. When the secondary mode is $\leq \frac{1}{4}$ dB higher than the primary mode.						

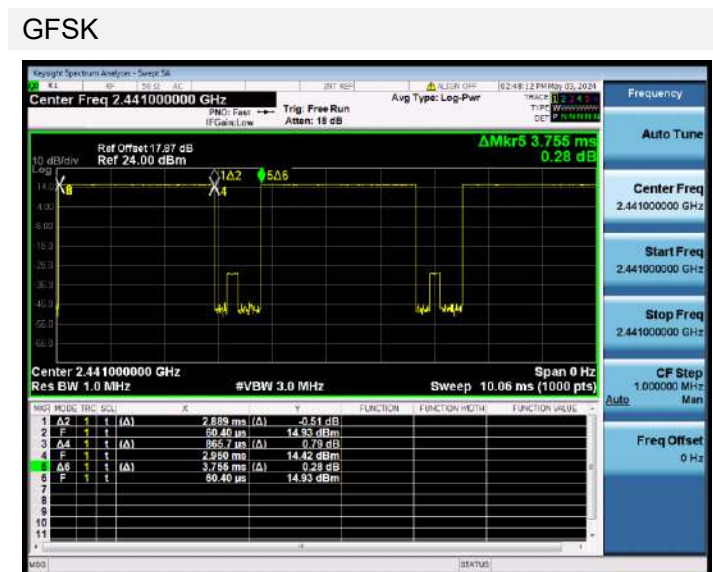
8.7.9 Bluetooth-MIMO-Level2&3&4&8

Mode	GFSK			π/4-DQPSK		
Channel	0	39	78	0	39	78
Frequency (MHz)	2402	2441	2480	2402	2441	2480
Average Power (dBm)	14.99	15.06	12.68	12.84	12.89	10.61
Tune-Up Limit (dBm)	17.00	17.00	17.00	17.00	17.00	17.00
SAR Test Require	NO	YES	NO	NO	NO	NO
Mode	8-DPSK			/		
Channel	0	39	78	/	/	/
Frequency (MHz)	2402	2441	2480	/	/	/
Average Power (dBm)	13.62	13.67	11.38	/	/	/
Tune-Up Limit (dBm)	17.00	17.00	17.00	/	/	/
SAR Test Require	NO	NO	NO	/	/	/
Mode	BLE-1Mbps			BLE-2Mbps		
Channel	0	19	39	1	19	38
Frequency (MHz)	2402	2440	2480	2404	2440	2478
Average Power (dBm)	9.29	9.10	6.78	9.17	8.83	6.95
Tune-Up Limit (dBm)	12.00	12.00	12.00	12.00	12.00	12.00
SAR Test Require	NO	NO	NO	NO	NO	NO

Note 1: Since bluetooth BR mode is the maximum output power mode, SAR measurements were performed with test software using DH5 modulation, and SAR measurement is not required for the EDR and LE. When the secondary mode is ≤ ¼ dB higher than the primary mode.

The Bluetooth duty cycle GFSK is 76.94 % as following figure, according to 2016 Oct. TCB workshop for Bluetooth SAR scaling need further consideration and the maximum duty cycle is 100%, therefore the actual duty cycle will be scaled up to 100% for Bluetooth reported SAR calculation.

Duty Cycle



8.8 Power Reduction List

1. This mobile phone device supports the receiver detection mechanism .This device uses the receiver to indicate whether the user is making a call in head.
2. When device is making call in head, and the receiver will work, the power reduction will applied for SAR compliance.
3. When there is a voice call (including VOIP), the audio is actively routed through the headset or speaker, and the receiver will not work, which indicating the body exposure conditions will trigger the body exposure reduced the power.
4. When this device used data mode only, and the receiver will not work too, the reduced the power are same as body exposure.

WWAN Reduced power level table

Reduced level	Receiver state	Transmitting	Antenna	Position
		conditions		
State2	On (head scenario)	WWAN Use Only	Ant.0	Head
			Ant.1	
			Ant.4	
State4	On (head scenario)	WWAN + 2.4GWIFI/5GWIFI/BT	Ant.0	Head
			Ant.1	
			Ant.4	
State6	On (head scenario)	WWAN + 5GWIFI +BT	Ant.0	Head
			Ant.1	
			Ant.4	
State1	Off (Body scenario)	WWAN Use Only	Ant.0	Front Side;Back Side; Left Edge;Right Edge;Top Edge;Bottom Edge
			Ant.1	
			Ant.4	
State3	Off (Body scenario)	WWAN + 2.4GWIFI/5GWIFI/BT	Ant.0	Front Side;Back Side; Left Edge;Right Edge;Top Edge;Bottom Edge
			Ant.1	
			Ant.4	
State5	Off (Body scenario)	WWAN + 5GWIFI +BT	Ant.0	Front Side;Back Side; Left Edge;Right Edge;Top Edge;Bottom Edge
			Ant.1	
			Ant.4	

Mode	Antenna	WWAN Antenna												
		Full Power	Receiver on				Receiver off							
			Head			Body-worn			Hotspot		Specific			
			Standalone	Simultaneous transmission		Standalone	Simultaneous transmission		Simultaneous transmission		Standalone	Simultaneous transmission		
				+2.4GWIFI/ 5GWIFI/BT	+5GWIFI+BT		+2.4GWIFI/ 5GWIFI/BT	+5GWIFI+BT	+2.4GWIFI/ 5GWIFI/BT	+5GWIFI+BT		+2.4GWIFI/ 5GWIFI/BT	+5GWIFI+BT	
Off	State2	State4	State6	State1	State3	State5	State3	State5	State1	State3	State5			
GSM 850	Ant.0	33.50	33.50	33.50	33.50	33.50	33.50	33.50	33.50	33.50	33.50	33.50	33.50	
GPRS850 1 Tx Slot	Ant.0	33.50	33.50	33.50	33.50	33.50	33.50	33.50	33.50	33.50	33.50	33.50	33.50	
GPRS850 2 Tx Slot	Ant.0	31.50	31.50	31.50	31.50	31.50	31.50	31.50	31.50	31.50	31.50	31.50	31.50	
GPRS850 3 Tx Slot	Ant.0	29.70	29.70	29.70	29.70	29.70	29.70	29.70	29.70	29.70	29.70	29.70	29.70	
GPRS850 4 Tx Slot	Ant.0	28.50	28.50	28.50	28.50	28.50	28.50	28.50	28.50	28.50	28.50	28.50	28.50	
EGPRS850 1 Tx Slot	Ant.0	28.50	28.50	28.50	28.50	28.50	28.50	28.50	28.50	28.50	28.50	28.50	28.50	
EGPRS850 2 Tx Slot	Ant.0	26.00	26.00	26.00	26.00	26.00	26.00	26.00	26.00	26.00	26.00	26.00	26.00	
EGPRS850 3 Tx Slot	Ant.0	24.20	24.20	24.20	24.20	24.20	24.20	24.20	24.20	24.20	24.20	24.20	24.20	
EGPRS850 4 Tx Slot	Ant.0	23.50	23.50	23.50	23.50	23.50	23.50	23.50	23.50	23.50	23.50	23.50	23.50	
GSM1900	Ant.0	30.50	30.50	30.50	30.50	29.00	29.00	29.00	29.00	29.00	29.00	29.00	29.00	
GPRS1900 1 Tx Slot	Ant.0	30.50	30.50	30.50	30.50	29.00	29.00	29.00	29.00	29.00	29.00	29.00	29.00	
GPRS1900 2 Tx Slot	Ant.0	28.50	28.50	28.50	28.50	27.00	27.00	27.00	27.00	27.00	27.00	27.00	27.00	
GPRS1900 3 Tx Slot	Ant.0	26.70	26.70	26.70	26.70	25.20	25.20	25.20	25.20	25.20	25.20	25.20	25.20	
GPRS1900 4 Tx Slot	Ant.0	25.50	25.50	25.50	25.50	24.00	24.00	24.00	24.00	24.00	24.00	24.00	24.00	
EGPRS1900 1 Tx Slot	Ant.0	27.50	27.50	27.50	27.50	27.50	27.50	27.50	27.50	27.50	27.50	27.50	27.50	
EGPRS1900 2 Tx Slot	Ant.0	25.00	25.00	25.00	25.00	25.00	25.00	25.00	25.00	25.00	25.00	25.00	25.00	
EGPRS1900 3 Tx Slot	Ant.0	23.20	23.20	23.20	23.20	23.20	23.20	23.20	23.20	23.20	23.20	23.20	23.20	
EGPRS1900 4 Tx Slot	Ant.0	22.50	22.50	22.50	22.50	22.50	22.50	22.50	22.50	22.50	22.50	22.50	22.50	
WCDMA Band2 RMC	Ant.1	23.90	20.40	20.40	20.40	21.90	21.90	21.90	21.90	21.90	21.90	21.90	21.90	
WCDMA Band2 AMR	Ant.1	23.90	20.40	20.40	20.40	21.90	21.90	21.90	21.90	21.90	21.90	21.90	21.90	
HSDPA Subtest-1	Ant.1	23.90	20.40	20.40	20.40	21.90	21.90	21.90	21.90	21.90	21.90	21.90	21.90	
HSDPA Subtest-2	Ant.1	23.40	19.90	19.90	19.90	21.40	21.40	21.40	21.40	21.40	21.40	21.40	21.40	
HSDPA Subtest-3	Ant.1	23.90	20.40	20.40	20.40	21.90	21.90	21.90	21.90	21.90	21.90	21.90	21.90	
HSDPA Subtest-4	Ant.1	22.90	19.40	19.40	19.40	20.90	20.90	20.90	20.90	20.90	20.90	20.90	20.90	
DC-HSDPA Subtest-1	Ant.1	23.90	20.40	20.40	20.40	21.90	21.90	21.90	21.90	21.90	21.90	21.90	21.90	
DC-HSDPA Subtest-2	Ant.1	23.40	19.90	19.90	19.90	21.40	21.40	21.40	21.40	21.40	21.40	21.40	21.40	
DC-HSDPA Subtest-3	Ant.1	23.90	20.40	20.40	20.40	21.90	21.90	21.90	21.90	21.90	21.90	21.90	21.90	
DC-HSDPA Subtest-4	Ant.1	22.90	19.40	19.40	19.40	20.90	20.90	20.90	20.90	20.90	20.90	20.90	20.90	
HSUPA Subtest-1	Ant.1	22.90	19.40	19.40	19.40	20.90	20.90	20.90	20.90	20.90	20.90	20.90	20.90	
HSUPA Subtest-2	Ant.1	22.90	19.40	19.40	19.40	20.90	20.90	20.90	20.90	20.90	20.90	20.90	20.90	
HSUPA Subtest-3	Ant.1	23.90	20.40	20.40	20.40	21.90	21.90	21.90	21.90	21.90	21.90	21.90	21.90	
HSUPA Subtest-4	Ant.1	22.40	18.90	18.90	18.90	20.40	20.40	20.40	20.40	20.40	20.40	20.40	20.40	
HSUPA Subtest-5	Ant.1	23.90	20.40	20.40	20.40	21.90	21.90	21.90	21.90	21.90	21.90	21.90	21.90	
HSPA+(16QAM)	Ant.1	21.90	18.40	18.40	18.40	19.90	19.90	19.90	19.90	19.90	19.90	19.90	19.90	
WCDMA Band2 RMC	Ant.0	24.00	24.00	24.00	24.00	21.00	21.00	21.00	21.00	21.00	21.00	21.00	21.00	

WCDMA Band2 AMR	Ant.0	24.00	24.00	24.00	24.00	21.00	21.00	21.00	21.00	21.00	21.00	21.00	21.00
HSDPA Subtest-1	Ant.0	24.00	24.00	24.00	24.00	21.00	21.00	21.00	21.00	21.00	21.00	21.00	21.00
HSDPA Subtest-2	Ant.0	23.50	23.50	23.50	23.50	20.50	20.50	20.50	20.50	20.50	20.50	20.50	20.50
HSDPA Subtest-3	Ant.0	24.00	24.00	24.00	24.00	21.00	21.00	21.00	21.00	21.00	21.00	21.00	21.00
HSDPA Subtest-4	Ant.0	23.00	23.00	23.00	23.00	20.00	20.00	20.00	20.00	20.00	20.00	20.00	20.00
DC-HSDPA Subtest-1	Ant.0	24.00	24.00	24.00	24.00	21.00	21.00	21.00	21.00	21.00	21.00	21.00	21.00
DC-HSDPA Subtest-2	Ant.0	23.50	23.50	23.50	23.50	20.50	20.50	20.50	20.50	20.50	20.50	20.50	20.50
DC-HSDPA Subtest-3	Ant.0	24.00	24.00	24.00	24.00	21.00	21.00	21.00	21.00	21.00	21.00	21.00	21.00
DC-HSDPA Subtest-4	Ant.0	23.00	23.00	23.00	23.00	20.00	20.00	20.00	20.00	20.00	20.00	20.00	20.00
HSUPA Subtest-1	Ant.0	23.00	23.00	23.00	23.00	20.00	20.00	20.00	20.00	20.00	20.00	20.00	20.00
HSUPA Subtest-2	Ant.0	23.00	23.00	23.00	23.00	20.00	20.00	20.00	20.00	20.00	20.00	20.00	20.00
HSUPA Subtest-3	Ant.0	24.00	24.00	24.00	24.00	21.00	21.00	21.00	21.00	21.00	21.00	21.00	21.00
HSUPA Subtest-4	Ant.0	22.50	22.50	22.50	22.50	19.50	19.50	19.50	19.50	19.50	19.50	19.50	19.50
HSUPA Subtest-5	Ant.0	24.00	24.00	24.00	24.00	21.00	21.00	21.00	21.00	21.00	21.00	21.00	21.00
HSPA+(16QAM)	Ant.0	22.00	22.00	22.00	22.00	19.00	19.00	19.00	19.00	19.00	19.00	19.00	19.00
WCDMA Band4 RMC	Ant.1	23.90	22.40	22.40	22.40	21.90	21.90	21.90	21.90	21.90	21.90	21.90	21.90
WCDMA Band4 AMR	Ant.1	23.90	22.40	22.40	22.40	21.90	21.90	21.90	21.90	21.90	21.90	21.90	21.90
HSDPA Subtest-1	Ant.1	23.90	22.40	22.40	22.40	21.90	21.90	21.90	21.90	21.90	21.90	21.90	21.90
HSDPA Subtest-2	Ant.1	22.90	21.40	21.40	21.40	20.90	20.90	20.90	20.90	20.90	20.90	20.90	20.90
HSDPA Subtest-3	Ant.1	23.90	22.40	22.40	22.40	21.90	21.90	21.90	21.90	21.90	21.90	21.90	21.90
HSDPA Subtest-4	Ant.1	22.40	20.90	20.90	20.90	20.40	20.40	20.40	20.40	20.40	20.40	20.40	20.40
DC-HSDPA Subtest-1	Ant.1	23.90	22.40	22.40	22.40	21.90	21.90	21.90	21.90	21.90	21.90	21.90	21.90
DC-HSDPA Subtest-2	Ant.1	22.90	21.40	21.40	21.40	20.90	20.90	20.90	20.90	20.90	20.90	20.90	20.90
DC-HSDPA Subtest-3	Ant.1	23.90	22.40	22.40	22.40	21.90	21.90	21.90	21.90	21.90	21.90	21.90	21.90
DC-HSDPA Subtest-4	Ant.1	22.40	20.90	20.90	20.90	20.40	20.40	20.40	20.40	20.40	20.40	20.40	20.40
HSUPA Subtest-1	Ant.1	22.90	21.40	21.40	21.40	20.90	20.90	20.90	20.90	20.90	20.90	20.90	20.90
HSUPA Subtest-2	Ant.1	22.90	21.40	21.40	21.40	20.90	20.90	20.90	20.90	20.90	20.90	20.90	20.90
HSUPA Subtest-3	Ant.1	23.90	22.40	22.40	22.40	21.90	21.90	21.90	21.90	21.90	21.90	21.90	21.90
HSUPA Subtest-4	Ant.1	22.40	20.90	20.90	20.90	20.40	20.40	20.40	20.40	20.40	20.40	20.40	20.40
HSUPA Subtest-5	Ant.1	23.90	22.40	22.40	22.40	21.90	21.90	21.90	21.90	21.90	21.90	21.90	21.90
HSPA+(16QAM)	Ant.1	21.90	20.40	20.40	20.40	19.90	19.90	19.90	19.90	19.90	19.90	19.90	19.90
WCDMA Band4 RMC	Ant.0	24.00	24.00	24.00	24.00	21.00	21.00	21.00	21.00	21.00	21.00	21.00	21.00
WCDMA Band4 AMR	Ant.0	24.00	24.00	24.00	24.00	21.00	21.00	21.00	21.00	21.00	21.00	21.00	21.00
HSDPA Subtest-1	Ant.0	24.00	24.00	24.00	24.00	21.00	21.00	21.00	21.00	21.00	21.00	21.00	21.00
HSDPA Subtest-2	Ant.0	23.00	23.00	23.00	23.00	20.00	20.00	20.00	20.00	20.00	20.00	20.00	20.00
HSDPA Subtest-3	Ant.0	24.00	24.00	24.00	24.00	21.00	21.00	21.00	21.00	21.00	21.00	21.00	21.00
HSDPA Subtest-4	Ant.0	22.50	22.50	22.50	22.50	19.50	19.50	19.50	19.50	19.50	19.50	19.50	19.50
DC-HSDPA Subtest-1	Ant.0	24.00	24.00	24.00	24.00	21.00	21.00	21.00	21.00	21.00	21.00	21.00	21.00
DC-HSDPA Subtest-2	Ant.0	23.00	23.00	23.00	23.00	20.00	20.00	20.00	20.00	20.00	20.00	20.00	20.00
DC-HSDPA Subtest-3	Ant.0	24.00	24.00	24.00	24.00	21.00	21.00	21.00	21.00	21.00	21.00	21.00	21.00
DC-HSDPA Subtest-4	Ant.0	22.50	22.50	22.50	22.50	19.50	19.50	19.50	19.50	19.50	19.50	19.50	19.50
HSUPA Subtest-1	Ant.0	23.00	23.00	23.00	23.00	20.00	20.00	20.00	20.00	20.00	20.00	20.00	20.00
HSUPA Subtest-2	Ant.0	23.00	23.00	23.00	23.00	20.00	20.00	20.00	20.00	20.00	20.00	20.00	20.00

HSUPA Subtest-3	Ant.0	24.00	24.00	24.00	24.00	21.00	21.00	21.00	21.00	21.00	21.00	21.00	21.00
HSUPA Subtest-4	Ant.0	22.50	22.50	22.50	22.50	19.50	19.50	19.50	19.50	19.50	19.50	19.50	19.50
HSUPA Subtest-5	Ant.0	24.00	24.00	24.00	24.00	21.00	21.00	21.00	21.00	21.00	21.00	21.00	21.00
HSPA+(16QAM)	Ant.0	22.00	22.00	22.00	22.00	19.00	19.00	19.00	19.00	19.00	19.00	19.00	19.00
WCDMA Band5 RMC	Ant.1	24.40	24.40	24.40	24.40	23.00	23.00	23.00	23.00	23.00	23.00	23.00	23.00
WCDMA Band5 AMR	Ant.1	24.40	24.40	24.40	24.40	23.00	23.00	23.00	23.00	23.00	23.00	23.00	23.00
HSDPA Subtest-1	Ant.1	23.90	23.90	23.90	23.90	22.50	22.50	22.50	22.50	22.50	22.50	22.50	22.50
HSDPA Subtest-2	Ant.1	23.40	23.40	23.40	23.40	22.00	22.00	22.00	22.00	22.00	22.00	22.00	22.00
HSDPA Subtest-3	Ant.1	23.40	23.40	23.40	23.40	22.00	22.00	22.00	22.00	22.00	22.00	22.00	22.00
HSDPA Subtest-4	Ant.1	22.90	22.90	22.90	22.90	21.50	21.50	21.50	21.50	21.50	21.50	21.50	21.50
DC-HSDPA Subtest-1	Ant.1	23.90	23.90	23.90	23.90	22.50	22.50	22.50	22.50	22.50	22.50	22.50	22.50
DC-HSDPA Subtest-2	Ant.1	23.40	23.40	23.40	23.40	22.00	22.00	22.00	22.00	22.00	22.00	22.00	22.00
DC-HSDPA Subtest-3	Ant.1	23.40	23.40	23.40	23.40	22.00	22.00	22.00	22.00	22.00	22.00	22.00	22.00
DC-HSDPA Subtest-4	Ant.1	22.90	22.90	22.90	22.90	21.50	21.50	21.50	21.50	21.50	21.50	21.50	21.50
HSUPA Subtest-1	Ant.1	22.90	22.90	22.90	22.90	21.50	21.50	21.50	21.50	21.50	21.50	21.50	21.50
HSUPA Subtest-2	Ant.1	21.90	21.90	21.90	21.90	20.50	20.50	20.50	20.50	20.50	20.50	20.50	20.50
HSUPA Subtest-3	Ant.1	22.90	22.90	22.90	22.90	21.50	21.50	21.50	21.50	21.50	21.50	21.50	21.50
HSUPA Subtest-4	Ant.1	21.40	21.40	21.40	21.40	20.00	20.00	20.00	20.00	20.00	20.00	20.00	20.00
HSUPA Subtest-5	Ant.1	22.90	22.90	22.90	22.90	21.50	21.50	21.50	21.50	21.50	21.50	21.50	21.50
HSPA+(16QAM)	Ant.1	22.40	22.40	22.40	22.40	21.00	21.00	21.00	21.00	21.00	21.00	21.00	21.00
WCDMA Band5 RMC	Ant.0	24.50	24.50	24.50	24.50	24.30	24.30	24.30	24.30	24.30	24.30	24.30	24.30
WCDMA Band5 AMR	Ant.0	24.50	24.50	24.50	24.50	24.30	24.30	24.30	24.30	24.30	24.30	24.30	24.30
HSDPA Subtest-1	Ant.0	24.00	24.00	24.00	24.00	23.80	23.80	23.80	23.80	23.80	23.80	23.80	23.80
HSDPA Subtest-2	Ant.0	23.50	23.50	23.50	23.50	23.30	23.30	23.30	23.30	23.30	23.30	23.30	23.30
HSDPA Subtest-3	Ant.0	23.50	23.50	23.50	23.50	23.30	23.30	23.30	23.30	23.30	23.30	23.30	23.30
HSDPA Subtest-4	Ant.0	23.00	23.00	23.00	23.00	22.80	22.80	22.80	22.80	22.80	22.80	22.80	22.80
DC-HSDPA Subtest-1	Ant.0	24.00	24.00	24.00	24.00	23.80	23.80	23.80	23.80	23.80	23.80	23.80	23.80
DC-HSDPA Subtest-2	Ant.0	23.50	23.50	23.50	23.50	23.30	23.30	23.30	23.30	23.30	23.30	23.30	23.30
DC-HSDPA Subtest-3	Ant.0	23.50	23.50	23.50	23.50	23.30	23.30	23.30	23.30	23.30	23.30	23.30	23.30
DC-HSDPA Subtest-4	Ant.0	23.00	23.00	23.00	23.00	22.80	22.80	22.80	22.80	22.80	22.80	22.80	22.80
HSUPA Subtest-1	Ant.0	23.00	23.00	23.00	23.00	22.80	22.80	22.80	22.80	22.80	22.80	22.80	22.80
HSUPA Subtest-2	Ant.0	22.00	22.00	22.00	22.00	21.80	21.80	21.80	21.80	21.80	21.80	21.80	21.80
HSUPA Subtest-3	Ant.0	23.00	23.00	23.00	23.00	22.80	22.80	22.80	22.80	22.80	22.80	22.80	22.80
HSUPA Subtest-4	Ant.0	21.50	21.50	21.50	21.50	21.30	21.30	21.30	21.30	21.30	21.30	21.30	21.30
HSUPA Subtest-5	Ant.0	23.00	23.00	23.00	23.00	22.80	22.80	22.80	22.80	22.80	22.80	22.80	22.80
HSPA+(16QAM)	Ant.0	22.50	22.50	22.50	22.50	22.30	22.30	22.30	22.30	22.30	22.30	22.30	22.30
LTE Band2	Ant.1	23.50	20.50	20.50	20.50	22.20	22.20	22.20	22.20	22.20	22.20	22.20	22.20
LTE Band2	Ant.0	23.50	23.50	23.50	23.50	20.70	20.70	20.70	20.70	20.70	20.70	20.70	20.70
LTE Band4	Ant.1	23.50	22.80	22.80	22.80	23.50	23.50	23.50	23.50	23.50	23.50	23.50	23.50
LTE Band4	Ant.0	23.50	23.50	23.50	23.50	21.80	21.80	21.80	21.80	21.80	21.80	21.80	21.80
LTE Band4	Ant.4	22.00	21.00	21.00	21.00	22.00	22.00	22.00	22.00	22.00	22.00	22.00	22.00
LTE Band5	Ant.1	24.50	24.50	24.50	24.50	24.50	24.50	24.50	24.50	24.50	24.50	24.50	24.50
LTE Band5	Ant.0	24.50	24.50	24.50	24.50	24.50	24.50	24.50	24.50	24.50	24.50	24.50	24.50

LTE Band7	Ant.1	19.50	19.50	19.50	17.30	17.30	17.30	17.30	17.30	17.30	17.30	17.30	19.50
LTE Band7	Ant.0	23.50	23.50	23.50	20.40	20.40	20.40	20.40	20.40	20.40	20.40	20.40	23.50
LTE Band7	Ant.4	19.80	19.80	19.80	21.50	21.50	21.50	21.50	21.50	21.50	21.50	21.50	19.80
LTE Band12	Ant.1	24.50	24.50	24.50	24.50	24.50	24.50	24.50	24.50	24.50	24.50	24.50	24.50
LTE Band12	Ant.0	24.50	24.50	24.50	24.50	24.50	24.50	24.50	24.50	24.50	24.50	24.50	24.50
LTE Band13	Ant.1	24.50	24.50	24.50	24.50	24.50	24.50	24.50	24.50	24.50	24.50	24.50	24.50
LTE Band13	Ant.0	24.50	24.50	24.50	24.50	24.50	24.50	24.50	24.50	24.50	24.50	24.50	24.50
LTE Band17	Ant.1	24.50	24.50	24.50	24.50	24.50	24.50	24.50	24.50	24.50	24.50	24.50	24.50
LTE Band17	Ant.0	24.50	24.50	24.50	24.50	24.50	24.50	24.50	24.50	24.50	24.50	24.50	24.50
LTE Band26	Ant.1	24.50	24.50	24.50	24.50	24.50	24.50	24.50	24.50	24.50	24.50	24.50	24.50
LTE Band26	Ant.0	24.50	24.50	24.50	24.50	24.50	24.50	24.50	24.50	24.50	24.50	24.50	24.50
LTE Band66	Ant.1	24.00	22.00	22.00	22.00	23.60	23.60	23.60	23.60	23.60	23.60	23.60	23.60
LTE Band66	Ant.0	24.00	24.00	24.00	24.00	22.00	22.00	22.00	22.00	22.00	22.00	22.00	22.00
LTE Band66	Ant.4	22.50	18.30	18.30	18.30	22.50	22.50	22.50	22.50	22.50	22.50	22.50	22.50
LTE Band38	Ant.1	24.00	23.50	23.50	23.50	21.20	21.20	21.20	21.20	21.20	21.20	21.20	21.20
LTE Band38	Ant.0	24.00	24.00	24.00	24.00	24.00	24.00	24.00	24.00	24.00	24.00	24.00	24.00
LTE Band38	Ant.4	22.00	22.00	22.00	22.00	22.00	22.00	22.00	22.00	22.00	22.00	22.00	22.00
LTE Band41(PC3)	Ant.1	23.20	23.20	23.20	23.20	19.80	19.80	19.80	19.80	19.80	19.80	19.80	19.80
LTE Band41(PC3)	Ant.0	23.20	23.20	23.20	23.20	23.20	23.20	23.20	23.20	23.20	23.20	23.20	23.20
LTE Band41(PC3)	Ant.4	20.20	20.20	20.20	20.20	20.20	20.20	20.20	20.20	20.20	20.20	20.20	20.20
LTE Band41(PC2)	Ant.1	25.20	25.20	25.20	25.20	21.80	21.80	21.80	21.80	21.80	21.80	21.80	21.80
LTE Band41(PC2)	Ant.0	25.20	25.20	25.20	25.20	25.20	25.20	25.20	25.20	25.20	25.20	25.20	25.20
LTE Band41(PC2)	Ant.4	22.20	22.20	22.20	22.20	22.20	22.20	22.20	22.20	22.20	22.20	22.20	22.20
N5	Ant.1	24.00	24.00	24.00	24.00	24.00	24.00	24.00	24.00	24.00	24.00	24.00	24.00
N5	Ant.0	24.20	24.20	24.20	24.20	24.20	24.20	24.20	24.20	24.20	24.20	24.20	24.20
N7	Ant.1	23.70	21.00	21.00	21.00	18.20	18.20	18.20	18.20	18.20	18.20	18.20	18.20
N7	Ant.0	23.70	23.70	23.70	23.70	23.70	23.70	23.70	23.70	23.70	23.70	23.70	23.70
N7	Ant.4	21.70	20.20	20.20	20.20	21.70	21.70	21.70	21.70	21.70	21.70	21.70	21.70
N66	Ant.1	24.20	22.20	22.20	22.20	23.70	23.70	23.70	23.70	23.70	23.70	23.70	23.70
N66	Ant.0	24.20	24.20	24.20	24.20	21.60	21.60	21.60	21.60	21.60	21.60	21.60	21.60
N66	Ant.4	22.70	20.20	20.20	20.20	22.70	22.70	22.70	22.70	22.70	22.70	22.70	22.70
N38	Ant.1	24.20	21.00	21.00	21.00	20.20	20.20	20.20	20.20	20.20	20.20	20.20	20.20
N38	Ant.0	24.20	24.20	24.20	24.20	24.20	24.20	24.20	24.20	24.20	24.20	24.20	24.20
N38	Ant.4	22.20	21.20	21.20	21.20	22.20	22.20	22.20	22.20	22.20	22.20	22.20	22.20
N41	Ant.1	25.70	19.10	19.10	19.10	17.50	17.50	17.50	17.50	17.50	17.50	17.50	17.50
N41	Ant.0	25.70	25.70	25.70	25.70	23.00	23.00	23.00	23.00	23.00	23.00	23.00	23.00
N41	Ant.4	23.70	19.20	19.20	19.20	22.70	22.70	22.70	22.70	22.70	22.70	22.70	22.70

EN-DC Configurations	E-UTRA	NR	Antenna Configurations	
	Band	Band	1	2
7A+n5A	LTE Band7	n5	LTE Ant.1	LTE Ant.4
			nr Ant.0	nr Ant.0
66A+n5A	LTE Band66	n5	LTE Ant.1	LTE Ant.4
			nr Ant.0	nr Ant.0
5A+n7A	LTE Band5	n7	LTE Ant.0	LTE Ant.0
			nr Ant.1	nr Ant.4
66A+n7A	LTE Band66	n7	LTE Ant.0	LTE Ant.0
			nr Ant.1	nr Ant.4
2A+n66A	LTE Band2	n66	LTE Ant.0	LTE Ant.0
			nr Ant.1	nr Ant.4
5A+n66A	LTE Band5	n66	LTE Ant.0	LTE Ant.0
			nr Ant.1	nr Ant.4
7A+n66A	LTE Band7	n66	LTE Ant.0	LTE Ant.0
			nr Ant.1	nr Ant.4
26A+n41A	LTE Band26	n41	LTE Ant.0	LTE Ant.0
			nr Ant.1	nr Ant.4

Mode	Band	Antenna	WWAN Antenna												
			Full Power	Receiver on						Receiver off					
				Head			Body-worn			Hotspot			Specific		
				Standalone	Simultaneous transmission		Standalone	Simultaneous transmission		Simultaneous transmission		Standalone	Simultaneous transmission		
					+2.4GWIFI/ 5GWIFI/BT	+5GWIFI+BT		+2.4GWIFI/ 5GWIFI/BT	+5GWIFI+BT	+2.4GWIFI/ 5GWIFI/BT	+5GWLAN+BT		+2.4GWIFI/ 5GWIFI/BT	+5GWIFI+BT	+5GWLAN+BT
Off	State2	State4	State6	State1	State3	State5	State3	State5	State1	State3	State5				
DC_7A+n5A	n5	Ant.0	24.20	24.20	24.20	24.20	24.20	24.20	24.20	24.20	24.20	24.20	24.20	24.20	
	LTE Band7	Ant.1	23.30	19.30	19.30	19.30	17.10	17.10	17.10	17.10	17.10	17.10	17.10	17.10	
	LTE Band7	Ant.4	21.30	19.60	19.60	19.60	21.30	21.30	21.30	21.30	21.30	21.30	21.30	21.30	
DC_66A+n5A	n5	Ant.0	24.20	24.20	24.20	24.20	24.20	24.20	24.20	24.20	24.20	24.20	24.20	24.20	
	LTE Band66	Ant.1	22.80	20.80	20.80	20.80	22.40	22.40	22.40	22.40	22.40	22.40	22.40	22.40	
	LTE Band66	Ant.4	22.80	18.60	18.60	18.60	22.80	22.80	22.80	22.80	22.80	22.80	22.80	22.80	
DC_5A+n7A	n7	Ant.1	23.70	21.00	21.00	21.00	18.20	18.20	18.20	18.20	18.20	18.20	18.20	18.20	
	n7	Ant.4	21.70	20.20	20.20	20.20	21.70	21.70	21.70	21.70	21.70	21.70	21.70	21.70	
	LTE Band5	Ant.0	24.30	24.30	24.30	24.30	24.30	24.30	24.30	24.30	24.30	24.30	24.30	24.30	
DC_66A+n7A	n7	Ant.1	23.70	21.00	21.00	21.00	18.20	18.20	18.20	18.20	18.20	18.20	18.20	18.20	
	n7	Ant.4	21.70	20.20	20.20	20.20	21.70	21.70	21.70	21.70	21.70	21.70	21.70	21.70	
	LTE Band66	Ant.0	23.80	23.80	23.80	23.80	21.80	21.80	21.80	21.80	21.80	21.80	21.80	21.80	
DC_2A+n66A	n66	Ant.1	24.20	22.20	22.20	22.20	23.70	23.70	23.70	23.70	23.70	23.70	23.70	23.70	
	n66	Ant.4	22.70	20.20	20.20	20.20	22.70	22.70	22.70	22.70	22.70	22.70	22.70	22.70	
	LTE Band2	Ant.0	23.30	23.30	23.30	23.30	20.50	20.50	20.50	20.50	20.50	20.50	20.50	20.50	
DC_5A+n66A	n66	Ant.1	24.20	22.20	22.20	22.20	23.70	23.70	23.70	23.70	23.70	23.70	23.70	23.70	

	n66	Ant.4	22.70	20.20	20.20	20.20	20.20	22.70	22.70	22.70	22.70	22.70	22.70	22.70
	LTE Band5	Ant.0	24.30	24.30	24.30	24.30	24.30	24.30	24.30	24.30	24.30	24.30	24.30	24.30
DC_7A+n66A	n66	Ant.1	24.20	22.20	22.20	22.20	23.70	23.70	23.70	23.70	23.70	23.70	23.70	23.70
	n66	Ant.4	22.70	20.20	20.20	20.20	22.70	22.70	22.70	22.70	22.70	22.70	22.70	22.70
	LTE Band7	Ant.0	23.30	23.30	23.30	23.30	20.20	20.20	20.20	20.20	20.20	20.20	20.20	20.20
DC_26A+n41A	n41	Ant.1	25.70	19.10	19.10	19.10	17.50	17.50	17.50	17.50	17.50	17.50	17.50	17.50
	n41	Ant.4	23.70	19.20	19.20	19.20	22.70	22.70	22.70	22.70	22.70	22.70	22.70	22.70
	LTE Band26	Ant.0	24.30	24.30	24.30	24.30	24.30	24.30	24.30	24.30	24.30	24.30	24.30	24.30

WLAN Reduced power level table

Reduced level	Receiver state	Transmitting	Antenna	Position
		conditions		
Level 1	On (head scenario)	2.4G/5G WIFI	Ant.9/Ant.10/MIMO	Head
Level 2	On (head scenario)	5G WIFI+BT	Ant.9/Ant.10/MIMO	Head
Level 3	On (head scenario)	2.4G/5G WIFI+WWAN	Ant.9/Ant.10/MIMO	Head
Level 4	On (head scenario)	5G WIFI+BT+WWAN	Ant.9/Ant.10/MIMO	Head
Level 5	Off (Body scenario)	2.4G/5G WIFI	Ant.9/Ant.10/MIMO	Front Side;Back Side; Left Edge;Right Edge;Top Edge;Bottom Edge
Level 6	Off (Body scenario)	5G WIFI+BT	Ant.9/Ant.10/MIMO	Front Side;Back Side; Left Edge;Right Edge;Top Edge;Bottom Edge
Level 7	Off (Body scenario)	2.4G/5G WIFI+WWAN	Ant.9/Ant.10/MIMO	Front Side;Back Side; Left Edge;Right Edge;Top Edge;Bottom Edge
Level 8	Off (Body scenario)	5G WIFI+BT+WWAN	Ant.9/Ant.10/MIMO	Front Side;Back Side; Left Edge;Right Edge;Top Edge;Bottom Edge

Bluetooth Reduced power level table

Reduced level	Receiver state	Transmitting	Antenna	Position
		conditions		
Level 1	On (head scenario)	BT	Ant.9/Ant.10/MIMO	Head
Level 2	On (head scenario)	5G WIFI+BT	Ant.9/Ant.10/MIMO	Head
Level 3	On (head scenario)	BT+WWAN	Ant.9/Ant.10/MIMO	Head
Level 4	On (head scenario)	5G WIFI+BT+WWAN	Ant.9/Ant.10/MIMO	Head
Level 5	Off (Body scenario)	BT	Ant.9/Ant.10/MIMO	Front Side;Back Side; Left Edge;Right Edge;Top Edge;Bottom Edge
Level 6	Off (Body scenario)	5G WIFI+BT	Ant.9/Ant.10/MIMO	Front Side;Back Side; Left Edge;Right Edge;Top Edge;Bottom Edge
Level 7	Off (Body scenario)	BT+WWAN	Ant.9/Ant.10/MIMO	Front Side;Back Side; Left Edge;Right Edge;Top Edge;Bottom Edge
Level 8	Off (Body scenario)	5G WIFI+BT+WWAN	Ant.9/Ant.10/MIMO	Front Side;Back Side; Left Edge;Right Edge;Top Edge;Bottom Edge

Mode	WLAN Antenna 9																
	Full Power	Receiver on					Receiver off										
		Head					Body-worn				Hotspot			Specific			
		Standalone	Simultaneous transmission				Standalone	Simultaneous transmission			Simultaneous transmission			Standalone	Simultaneous transmission		
			5G WIFI+BT	2.4G/5G WIFI+WWAN	5G WIFI+BT +WWAN			5G WIFI+BT	2.4G/5G WIFI +WWAN	5G WIFI+BT +WWAN	5G WIFI+BT	2.4G/5G WIFI+WWAN	5G WIFI+BT +WWAN		5G WIFI+BT	2.4G/5G WIFI+WWAN	5G WIFI+BT+WWAN
Off	Level1	Level2	Level3	Level4	Level5	Level6	Level7	Level8	Level6	Level7	Level8	Level5	Level6	Level7	Level8		
2.4G WLAN 802.11b	20.00	18.00	/	15.00	/	20.00	/	15.50	/	/	15.50	/	20.00	/	15.50	/	
2.4G WLAN 802.11g	19.00	17.00	/	14.00	/	19.00	/	14.50	/	/	14.50	/	19.00	/	14.50	/	
2.4G WLAN 802.11n20	19.00	17.00	/	14.00	/	19.00	/	14.50	/	/	14.50	/	19.00	/	14.50	/	
2.4G WLAN 802.11n40	19.00	17.00	/	14.00	/	19.00	/	14.50	/	/	14.50	/	19.00	/	14.50	/	
2.4G WLAN 802.11ac20	19.00	17.00	/	14.00	/	19.00	/	14.50	/	/	14.50	/	19.00	/	14.50	/	
2.4G WLAN 802.11ac40	19.00	17.00	/	14.00	/	19.00	/	14.50	/	/	14.50	/	19.00	/	14.50	/	
2.4G WLAN 802.11ax20	19.00	17.00	/	14.00	/	19.00	/	14.50	/	/	14.50	/	19.00	/	14.50	/	
2.4G WLAN 802.11ax40	19.00	17.00	/	14.00	/	19.00	/	14.50	/	/	14.50	/	19.00	/	14.50	/	
5.2G WLAN 802.11a	18.00	17.00	17.00	14.00	14.00	18.00	18.00	15.00	15.00	18.00	15.00	15.00	18.00	18.00	15.00	15.00	
5.2G WLAN 802.11n20	18.00	17.00	17.00	14.00	14.00	18.00	18.00	15.00	15.00	18.00	15.00	15.00	18.00	18.00	15.00	15.00	
5.2G WLAN 802.11n40	18.50	17.50	17.50	14.50	14.50	18.50	18.50	15.50	15.50	18.50	15.50	15.50	18.50	18.50	15.50	15.50	
5.2G WLAN 802.11ac20	18.00	17.00	17.00	14.00	14.00	18.00	18.00	15.00	15.00	18.00	15.00	15.00	18.00	18.00	15.00	15.00	
5.2G WLAN 802.11ac40	18.50	17.50	17.50	14.50	14.50	18.50	18.50	15.50	15.50	18.50	15.50	15.50	18.50	18.50	15.50	15.50	
5.2G WLAN 802.11ac80	13.50	12.50	12.50	9.50	9.50	13.50	13.50	10.50	10.50	13.50	10.50	10.50	13.50	13.50	10.50	10.50	
5.2G WLAN 802.11ac160	12.50	11.50	11.50	8.50	8.50	12.50	12.50	9.50	9.50	12.50	9.50	9.50	12.50	12.50	9.50	9.50	
5.2G WLAN 802.11ax20	18.00	17.00	17.00	14.00	14.00	18.00	18.00	15.00	15.00	18.00	15.00	15.00	18.00	18.00	15.00	15.00	
5.2G WLAN 802.11ax40	18.50	17.50	17.50	14.50	14.50	18.50	18.50	15.50	15.50	18.50	15.50	15.50	18.50	18.50	15.50	15.50	
5.2G WLAN 802.11ax80	13.50	12.50	12.50	9.50	9.50	13.50	13.50	10.50	10.50	13.50	10.50	10.50	13.50	13.50	10.50	10.50	
5.2G WLAN 802.11ax160	12.50	11.50	11.50	8.50	8.50	12.50	12.50	9.50	9.50	12.50	9.50	9.50	12.50	12.50	9.50	9.50	
5.3G WLAN 802.11a	17.50	17.00	17.00	14.00	14.00	17.50	17.50	15.00	15.00	17.50	15.00	15.00	17.50	17.50	15.00	15.00	
5.3G WLAN 802.11n20	17.50	17.00	17.00	14.00	14.00	17.50	17.50	15.00	15.00	17.50	15.00	15.00	17.50	17.50	15.00	15.00	
5.3G WLAN 802.11n40	18.00	17.50	17.50	14.50	14.50	18.00	18.00	15.50	15.50	18.00	15.50	15.50	18.00	18.00	15.50	15.50	
5.3G WLAN 802.11ac20	17.50	17.00	17.00	14.00	14.00	17.50	17.50	15.00	15.00	17.50	15.00	15.00	17.50	17.50	15.00	15.00	
5.3G WLAN 802.11ac40	18.00	17.50	17.50	14.50	14.50	18.00	18.00	15.50	15.50	18.00	15.50	15.50	18.00	18.00	15.50	15.50	
5.3G WLAN 802.11ac80	13.50	13.00	13.00	10.00	10.00	13.50	13.50	11.00	11.00	13.50	11.00	11.00	13.50	13.50	11.00	11.00	
5.3G WLAN 802.11ax20	17.50	17.00	17.00	14.00	14.00	17.50	17.50	15.00	15.00	17.50	15.00	15.00	17.50	17.50	15.00	15.00	
5.3G WLAN 802.11ax40	18.00	17.50	17.50	14.50	14.50	18.00	18.00	15.50	15.50	18.00	15.50	15.50	18.00	18.00	15.50	15.50	
5.3G WLAN 802.11ax80	13.50	13.00	13.00	10.00	10.00	13.50	13.50	11.00	11.00	13.50	11.00	11.00	13.50	13.50	11.00	11.00	
5.6G WLAN 802.11a	17.50	16.50	16.50	12.50	12.50	17.50	17.50	13.00	13.00	17.50	13.00	13.00	17.50	17.50	13.00	13.00	
5.6G WLAN 802.11n20	17.50	16.50	16.50	12.50	12.50	17.50	17.50	13.00	13.00	17.50	13.00	13.00	17.50	17.50	13.00	13.00	
5.6G WLAN 802.11n40	18.50	17.50	17.50	13.50	13.50	18.50	18.50	14.00	14.00	18.50	14.00	14.00	18.50	18.50	14.00	14.00	
5.6G WLAN 802.11ac20	17.50	16.50	16.50	12.50	12.50	17.50	17.50	13.00	13.00	17.50	13.00	13.00	17.50	17.50	13.00	13.00	
5.6G WLAN 802.11ac40	18.50	17.50	17.50	13.50	13.50	18.50	18.50	14.00	14.00	18.50	14.00	14.00	18.50	18.50	14.00	14.00	
5.6G WLAN 802.11ac80	16.50	15.50	15.50	11.50	11.50	16.50	16.50	12.00	12.00	16.50	12.00	12.00	16.50	16.50	12.00	12.00	

5.6G WLAN 802.11ac160	16.00	15.00	15.00	11.00	11.00	16.00	16.00	11.50	11.50	16.00	11.50	11.50	16.00	16.00	11.50	11.50
5.6G WLAN 802.11ax20	17.50	16.50	16.50	12.50	12.50	17.50	17.50	13.00	13.00	17.50	13.00	13.00	17.50	17.50	13.00	13.00
5.6G WLAN 802.11ax40	18.50	17.50	17.50	13.50	13.50	18.50	18.50	14.00	14.00	18.50	14.00	14.00	18.50	18.50	14.00	14.00
5.6G WLAN 802.11ax80	16.50	15.50	15.50	11.50	11.50	16.50	16.50	12.00	12.00	16.50	12.00	12.00	16.50	16.50	12.00	12.00
5.6G WLAN 802.11ax160	16.00	15.00	15.00	11.00	11.00	16.00	16.00	11.50	11.50	16.00	11.50	11.50	16.00	16.00	11.50	11.50
5.8G WLAN 802.11a	19.50	18.50	18.50	15.50	15.50	18.50	17.50	13.00	13.00	17.50	13.00	13.00	18.50	17.50	13.00	13.00
5.8G WLAN 802.11n20	19.50	18.50	18.50	15.50	15.50	18.50	17.50	13.00	13.00	17.50	13.00	13.00	18.50	17.50	13.00	13.00
5.8G WLAN 802.11n40	19.50	18.50	18.50	15.50	15.50	18.50	17.50	13.00	13.00	17.50	13.00	13.00	18.50	17.50	13.00	13.00
5.8G WLAN 802.11ac20	19.50	18.50	18.50	15.50	15.50	18.50	17.50	13.00	13.00	17.50	13.00	13.00	18.50	17.50	13.00	13.00
5.8G WLAN 802.11ac40	19.50	18.50	18.50	15.50	15.50	18.50	17.50	13.00	13.00	17.50	13.00	13.00	18.50	17.50	13.00	13.00
5.8G LAN 802.11ac80	19.50	18.50	18.50	15.50	15.50	18.50	17.50	13.00	13.00	17.50	13.00	13.00	18.50	17.50	13.00	13.00
5.8G WLAN 802.11ax20	19.50	18.50	18.50	15.50	15.50	18.50	17.50	13.00	13.00	17.50	13.00	13.00	18.50	17.50	13.00	13.00
5.8G WLAN 802.11ax40	19.50	18.50	18.50	15.50	15.50	18.50	17.50	13.00	13.00	17.50	13.00	13.00	18.50	17.50	13.00	13.00
5.8G LAN 802.11ax80	19.50	18.50	18.50	15.50	15.50	18.50	17.50	13.00	13.00	17.50	13.00	13.00	18.50	17.50	13.00	13.00

Mode	WLAN Antenna 10																
	Full Power	Receiver on					Receiver off										
		Head					Body-worn				Hotspot			Specific			
		Standalone	Simultaneous transmission				Standalone	Simultaneous transmission			Simultaneous transmission			Standalone	Simultaneous transmission		
			5G WIFI+BT	2.4G/5G WIFI+WWAN	5G WIFI+BT +WWAN	5G WIFI+BT		2.4G/5G WIFI	5G WIFI+BT +WWAN	5G WIFI+BT	2.4G/5G WIFI	5G WIFI+BT +WWAN	5G WIFI+BT		2.4G/5G WIFI+WWAN	5G WIFI+BT+WWAN	
Off	Level1	Level2	Level3	Level4	Level5	Level6	Level7	Level8	Level6	Level7	Level8	Level5	Level6	Level7	Level8		
2.4G WLAN 802.11b	20.00	18.00	/	15.00	/	20.00	/	15.50	/	/	15.50	/	20.00	/	15.50	/	
2.4G WLAN 802.11g	19.00	17.00	/	14.00	/	19.00	/	14.50	/	/	14.50	/	19.00	/	14.50	/	
2.4G WLAN 802.11n20	19.00	17.00	/	14.00	/	19.00	/	14.50	/	/	14.50	/	19.00	/	14.50	/	
2.4G WLAN 802.11n40	19.00	17.00	/	14.00	/	19.00	/	14.50	/	/	14.50	/	19.00	/	14.50	/	
2.4G WLAN 802.11ac20	19.00	17.00	/	14.00	/	19.00	/	14.50	/	/	14.50	/	19.00	/	14.50	/	
2.4G WLAN 802.11ac40	19.00	17.00	/	14.00	/	19.00	/	14.50	/	/	14.50	/	19.00	/	14.50	/	
2.4G WLAN 802.11ax20	19.00	17.00	/	14.00	/	19.00	/	14.50	/	/	14.50	/	19.00	/	14.50	/	
2.4G WLAN 802.11ax40	19.00	17.00	/	14.00	/	19.00	/	14.50	/	/	14.50	/	19.00	/	14.50	/	
5.2G WLAN 802.11a	18.00	17.00	17.00	14.00	14.00	18.00	18.00	15.00	15.00	18.00	15.00	15.00	18.00	18.00	15.00	15.00	
5.2G WLAN 802.11n20	18.00	17.00	17.00	14.00	14.00	18.00	18.00	15.00	15.00	18.00	15.00	15.00	18.00	18.00	15.00	15.00	
5.2G WLAN 802.11n40	18.50	17.50	17.50	14.50	14.50	18.50	18.50	15.50	15.50	18.50	15.50	15.50	18.50	18.50	15.50	15.50	
5.2G WLAN 802.11ac20	18.00	17.00	17.00	14.00	14.00	18.00	18.00	15.00	15.00	18.00	15.00	15.00	18.00	18.00	15.00	15.00	
5.2G WLAN 802.11ac40	18.50	17.50	17.50	14.50	14.50	18.50	18.50	15.50	15.50	18.50	15.50	15.50	18.50	18.50	15.50	15.50	
5.2G WLAN 802.11ac80	13.50	12.50	12.50	9.50	9.50	13.50	13.50	10.50	10.50	13.50	10.50	10.50	13.50	13.50	10.50	10.50	
5.2G WLAN 802.11ac160	12.50	11.50	11.50	8.50	8.50	12.50	12.50	9.50	9.50	12.50	9.50	9.50	12.50	12.50	9.50	9.50	
5.2G WLAN 802.11ax20	18.00	17.00	17.00	14.00	14.00	18.00	18.00	15.00	15.00	18.00	15.00	15.00	18.00	18.00	15.00	15.00	
5.2G WLAN 802.11ax40	18.50	17.50	17.50	14.50	14.50	18.50	18.50	15.50	15.50	18.50	15.50	15.50	18.50	18.50	15.50	15.50	
5.2G WLAN 802.11ax80	13.50	12.50	12.50	9.50	9.50	13.50	13.50	10.50	10.50	13.50	10.50	10.50	13.50	13.50	10.50	10.50	
5.2G WLAN 802.11ax160	12.50	11.50	11.50	8.50	8.50	12.50	12.50	9.50	9.50	12.50	9.50	9.50	12.50	12.50	9.50	9.50	
5.3G WLAN 802.11a	17.50	17.00	17.00	14.00	14.00	17.50	17.50	15.00	15.00	17.50	15.00	15.00	17.50	17.50	15.00	15.00	
5.3G WLAN 802.11n20	17.50	17.00	17.00	14.00	14.00	17.50	17.50	15.00	15.00	17.50	15.00	15.00	17.50	17.50	15.00	15.00	
5.3G WLAN 802.11n40	18.00	17.50	17.50	14.50	14.50	18.00	18.00	15.50	15.50	18.00	15.50	15.50	18.00	18.00	15.50	15.50	
5.3G WLAN 802.11ac20	17.50	17.00	17.00	14.00	14.00	17.50	17.50	15.00	15.00	17.50	15.00	15.00	17.50	17.50	15.00	15.00	
5.3G WLAN 802.11ac40	18.00	17.50	17.50	14.50	14.50	18.00	18.00	15.50	15.50	18.00	15.50	15.50	18.00	18.00	15.50	15.50	
5.3G WLAN 802.11ac80	13.50	13.00	13.00	10.00	10.00	13.50	13.50	11.00	11.00	13.50	11.00	11.00	13.50	13.50	11.00	11.00	
5.3G WLAN 802.11ax20	17.50	17.00	17.00	14.00	14.00	17.50	17.50	15.00	15.00	17.50	15.00	15.00	17.50	17.50	15.00	15.00	
5.3G WLAN 802.11ax40	18.00	17.50	17.50	14.50	14.50	18.00	18.00	15.50	15.50	18.00	15.50	15.50	18.00	18.00	15.50	15.50	
5.3G WLAN 802.11ax80	13.50	13.00	13.00	10.00	10.00	13.50	13.50	11.00	11.00	13.50	11.00	11.00	13.50	13.50	11.00	11.00	
5.6G WLAN 802.11a	17.50	16.50	16.50	12.50	12.50	17.50	17.50	13.00	13.00	17.50	13.00	13.00	17.50	17.50	13.00	13.00	
5.6G WLAN 802.11n20	17.50	16.50	16.50	12.50	12.50	17.50	17.50	13.00	13.00	17.50	13.00	13.00	17.50	17.50	13.00	13.00	
5.6G WLAN 802.11n40	18.50	17.50	17.50	13.50	13.50	18.50	18.50	14.00	14.00	18.50	14.00	14.00	18.50	18.50	14.00	14.00	
5.6G WLAN 802.11ac20	17.50	16.50	16.50	12.50	12.50	17.50	17.50	13.00	13.00	17.50	13.00	13.00	17.50	17.50	13.00	13.00	
5.6G WLAN 802.11ac40	18.50	17.50	17.50	13.50	13.50	18.50	18.50	14.00	14.00	18.50	14.00	14.00	18.50	18.50	14.00	14.00	
5.6G WLAN 802.11ac80	16.50	15.50	15.50	11.50	11.50	16.50	16.50	12.00	12.00	16.50	12.00	12.00	16.50	16.50	12.00	12.00	

5.6G WLAN 802.11ac160	16.00	15.00	15.00	11.00	11.00	16.00	16.00	11.50	11.50	16.00	11.50	11.50	16.00	16.00	11.50	11.50
5.6G WLAN 802.11ax20	17.50	16.50	16.50	12.50	12.50	17.50	17.50	13.00	13.00	17.50	13.00	13.00	17.50	17.50	13.00	13.00
5.6G WLAN 802.11ax40	18.50	17.50	17.50	13.50	13.50	18.50	18.50	14.00	14.00	18.50	14.00	14.00	18.50	18.50	14.00	14.00
5.6G WLAN 802.11ax80	16.50	15.50	15.50	11.50	11.50	16.50	16.50	12.00	12.00	16.50	12.00	12.00	16.50	16.50	12.00	12.00
5.6G WLAN 802.11ax160	16.00	15.00	15.00	11.00	11.00	16.00	16.00	11.50	11.50	16.00	11.50	11.50	16.00	16.00	11.50	11.50
5.8G WLAN 802.11a	19.50	18.50	18.50	15.50	15.50	18.50	17.50	13.00	13.00	17.50	13.00	13.00	18.50	17.50	13.00	13.00
5.8G WLAN 802.11n20	19.50	18.50	18.50	15.50	15.50	18.50	17.50	13.00	13.00	17.50	13.00	13.00	18.50	17.50	13.00	13.00
5.8G WLAN 802.11n40	19.50	18.50	18.50	15.50	15.50	18.50	17.50	13.00	13.00	17.50	13.00	13.00	18.50	17.50	13.00	13.00
5.8G WLAN 802.11ac20	19.50	18.50	18.50	15.50	15.50	18.50	17.50	13.00	13.00	17.50	13.00	13.00	18.50	17.50	13.00	13.00
5.8G WLAN 802.11ac40	19.50	18.50	18.50	15.50	15.50	18.50	17.50	13.00	13.00	17.50	13.00	13.00	18.50	17.50	13.00	13.00
5.8G LAN 802.11ac80	19.50	18.50	18.50	15.50	15.50	18.50	17.50	13.00	13.00	17.50	13.00	13.00	18.50	17.50	13.00	13.00
5.8G WLAN 802.11ax20	19.50	18.50	18.50	15.50	15.50	18.50	17.50	13.00	13.00	17.50	13.00	13.00	18.50	17.50	13.00	13.00
5.8G WLAN 802.11ax40	19.50	18.50	18.50	15.50	15.50	18.50	17.50	13.00	13.00	17.50	13.00	13.00	18.50	17.50	13.00	13.00
5.8G LAN 802.11ax80	19.50	18.50	18.50	15.50	15.50	18.50	17.50	13.00	13.00	17.50	13.00	13.00	18.50	17.50	13.00	13.00

Mode	WLAN Antenna MIMO																
	Full Power	Receiver on				Receiver off											
		Head				Body-worn				Hotspot				Specific			
		Standalone	Simultaneous transmission			Standalone	Simultaneous transmission			Simultaneous transmission			Standalone	Simultaneous transmission			
			5G WIFI+BT	2.4G/5G WIFI +WWAN	5G WIFI+BT +WWAN		5G WIFI+BT	2.4G/5G WIFI+WWAN	5G WIFI+BT +WWAN	5G WIFI+BT	2.4G/5G WIFI+WWAN	5G WIFI+BT+ WWAN		5G WIFI+BT	2.4G/5G WIFI+WWAN	5G WIFI+BT+WWAN	
Off	Level1	Level2	Level3	Level4	Level5	Level6	Level7	Level8	Level6	Level7	Level8	Level5	Level6	Level7	Level8		
2.4G WLAN 802.11b	23.00	21.00	/	18.00	/	23.00	/	18.50	/	/	18.50	/	23.00	/	18.50	/	
2.4G WLAN 802.11g	22.00	20.00	/	17.00	/	22.00	/	17.50	/	/	17.50	/	22.00	/	17.50	/	
2.4G WLAN 802.11n20	22.00	20.00	/	17.00	/	22.00	/	17.50	/	/	17.50	/	22.00	/	17.50	/	
2.4G WLAN 802.11n40	22.00	20.00	/	17.00	/	22.00	/	17.50	/	/	17.50	/	22.00	/	17.50	/	
2.4G WLAN 802.11ac20	22.00	20.00	/	17.00	/	22.00	/	17.50	/	/	17.50	/	22.00	/	17.50	/	
2.4G WLAN 802.11ac40	22.00	20.00	/	17.00	/	22.00	/	17.50	/	/	17.50	/	22.00	/	17.50	/	
2.4G WLAN 802.11ax20	22.00	20.00	/	17.00	/	22.00	/	17.50	/	/	17.50	/	22.00	/	17.50	/	
2.4G WLAN 802.11ax40	22.00	20.00	/	17.00	/	22.00	/	17.50	/	/	17.50	/	22.00	/	17.50	/	
5.2G WLAN 802.11a	21.00	20.00	20.00	17.00	17.00	21.00	21.00	18.00	18.00	21.00	18.00	18.00	21.00	21.00	18.00	18.00	
5.2G WLAN 802.11n20	21.00	20.00	20.00	17.00	17.00	21.00	21.00	18.00	18.00	21.00	18.00	18.00	21.00	21.00	18.00	18.00	
5.2G WLAN 802.11n40	21.50	20.50	20.50	17.50	17.50	21.50	21.50	18.50	18.50	21.50	18.50	18.50	21.50	21.50	18.50	18.50	
5.2G WLAN 802.11ac20	21.00	20.00	20.00	17.00	17.00	21.00	21.00	18.00	18.00	21.00	18.00	18.00	21.00	21.00	18.00	18.00	
5.2G WLAN 802.11ac40	21.50	20.50	20.50	17.50	17.50	21.50	21.50	18.50	18.50	21.50	18.50	18.50	21.50	21.50	18.50	18.50	
5.2G WLAN 802.11ac80	16.50	15.50	15.50	12.50	12.50	16.50	16.50	13.50	13.50	16.50	13.50	13.50	16.50	16.50	13.50	13.50	
5.2G WLAN 802.11ac160	15.50	14.50	14.50	11.50	11.50	15.50	15.50	12.50	12.50	15.50	12.50	12.50	15.50	15.50	12.50	12.50	
5.2G WLAN 802.11ax20	21.00	20.00	20.00	17.00	17.00	21.00	21.00	18.00	18.00	21.00	18.00	18.00	21.00	21.00	18.00	18.00	
5.2G WLAN 802.11ax40	21.50	20.50	20.50	17.50	17.50	21.50	21.50	18.50	18.50	21.50	18.50	18.50	21.50	21.50	18.50	18.50	
5.2G WLAN 802.11ax80	16.50	15.50	15.50	12.50	12.50	16.50	16.50	13.50	13.50	16.50	13.50	13.50	16.50	16.50	13.50	13.50	
5.2G WLAN 802.11ax160	15.50	14.50	14.50	11.50	11.50	15.50	15.50	12.50	12.50	15.50	12.50	12.50	15.50	15.50	12.50	12.50	
5.3G WLAN 802.11a	20.50	20.00	20.00	17.00	17.00	20.50	20.50	18.00	18.00	20.50	18.00	18.00	20.50	20.50	18.00	18.00	
5.3G WLAN 802.11n20	20.50	20.00	20.00	17.00	17.00	20.50	20.50	18.00	18.00	20.50	18.00	18.00	20.50	20.50	18.00	18.00	
5.3G WLAN 802.11n40	21.00	20.50	20.50	17.50	17.50	21.00	21.00	18.50	18.50	21.00	18.50	18.50	21.00	21.00	18.50	18.50	
5.3G WLAN 802.11ac20	20.50	20.00	20.00	17.00	17.00	20.50	20.50	18.00	18.00	20.50	18.00	18.00	20.50	20.50	18.00	18.00	
5.3G WLAN 802.11ac40	21.00	20.50	20.50	17.50	17.50	21.00	21.00	18.50	18.50	21.00	18.50	18.50	21.00	21.00	18.50	18.50	
5.3G WLAN 802.11ac80	16.50	16.00	16.00	13.00	13.00	16.50	16.50	14.00	14.00	16.50	14.00	14.00	16.50	16.50	14.00	14.00	
5.3G WLAN 802.11ax20	20.50	20.00	20.00	17.00	17.00	20.50	20.50	18.00	18.00	20.50	18.00	18.00	20.50	20.50	18.00	18.00	
5.3G WLAN 802.11ax40	21.00	20.50	20.50	17.50	17.50	21.00	21.00	18.50	18.50	21.00	18.50	18.50	21.00	21.00	18.50	18.50	
5.3G WLAN 802.11ax80	16.50	16.00	16.00	13.00	13.00	16.50	16.50	14.00	14.00	16.50	14.00	14.00	16.50	16.50	14.00	14.00	
5.6G WLAN 802.11a	20.50	19.50	19.50	15.50	15.50	20.50	20.50	16.00	16.00	20.50	16.00	16.00	20.50	20.50	16.00	16.00	
5.6G WLAN 802.11n20	20.50	19.50	19.50	15.50	15.50	20.50	20.50	16.00	16.00	20.50	16.00	16.00	20.50	20.50	16.00	16.00	
5.6G WLAN 802.11n40	21.50	20.50	20.50	16.50	16.50	21.50	21.50	17.00	17.00	21.50	17.00	17.00	21.50	21.50	17.00	17.00	
5.6G WLAN 802.11ac20	20.50	19.50	19.50	15.50	15.50	20.50	20.50	16.00	16.00	20.50	16.00	16.00	20.50	20.50	16.00	16.00	
5.6G WLAN 802.11ac40	21.50	20.50	20.50	16.50	16.50	21.50	21.50	17.00	17.00	21.50	17.00	17.00	21.50	21.50	17.00	17.00	
5.6G WLAN 802.11ac80	19.50	18.50	18.50	14.50	14.50	19.50	19.50	15.00	15.00	19.50	15.00	15.00	19.50	19.50	15.00	15.00	

5.6G WLAN 802.11ac160	19.00	18.00	18.00	14.00	14.00	19.00	19.00	14.50	14.50	19.00	14.50	14.50	19.00	19.00	14.50	14.50
5.6G WLAN 802.11ax20	20.50	19.50	19.50	15.50	15.50	20.50	20.50	16.00	16.00	20.50	16.00	16.00	20.50	20.50	16.00	16.00
5.6G WLAN 802.11ax40	21.50	20.50	20.50	16.50	16.50	21.50	21.50	17.00	17.00	21.50	17.00	17.00	21.50	21.50	17.00	17.00
5.6G WLAN 802.11ax80	19.50	18.50	18.50	14.50	14.50	19.50	19.50	15.00	15.00	19.50	15.00	15.00	19.50	19.50	15.00	15.00
5.6G WLAN 802.11ax160	19.00	18.00	18.00	14.00	14.00	19.00	19.00	14.50	14.50	19.00	14.50	14.50	19.00	19.00	14.50	14.50
5.8G WLAN 802.11a	22.50	21.50	21.50	18.50	18.50	21.50	20.50	16.00	16.00	20.50	16.00	16.00	21.50	20.50	16.00	16.00
5.8G WLAN 802.11n20	22.50	21.50	21.50	18.50	18.50	21.50	20.50	16.00	16.00	20.50	16.00	16.00	21.50	20.50	16.00	16.00
5.8G WLAN 802.11n40	22.50	21.50	21.50	18.50	18.50	21.50	20.50	16.00	16.00	20.50	16.00	16.00	21.50	20.50	16.00	16.00
5.8G WLAN 802.11ac20	22.50	21.50	21.50	18.50	18.50	21.50	20.50	16.00	16.00	20.50	16.00	16.00	21.50	20.50	16.00	16.00
5.8G WLAN 802.11ac40	22.50	21.50	21.50	18.50	18.50	21.50	20.50	16.00	16.00	20.50	16.00	16.00	21.50	20.50	16.00	16.00
5.8G LAN 802.11ac80	22.50	21.50	21.50	18.50	18.50	21.50	20.50	16.00	16.00	20.50	16.00	16.00	21.50	20.50	16.00	16.00
5.8G WLAN 802.11ax20	22.50	21.50	21.50	18.50	18.50	21.50	20.50	16.00	16.00	20.50	16.00	16.00	21.50	20.50	16.00	16.00
5.8G WLAN 802.11ax40	22.50	21.50	21.50	18.50	18.50	21.50	20.50	16.00	16.00	20.50	16.00	16.00	21.50	20.50	16.00	16.00
5.8G LAN 802.11ax80	22.50	21.50	21.50	18.50	18.50	21.50	20.50	16.00	16.00	20.50	16.00	16.00	21.50	20.50	16.00	16.00

Bluetooth Ant.9																
Mode	Full Power	Receiver on				Receiver off										
		Head				Body-worn				Hotspot			Specific			
		Standalone	Simultaneous transmission			Standalone	Simultaneous transmission			Simultaneous transmission			Standalone	Simultaneous transmission		
			5GWIFI+BT	WWAN+BT	WWAN+5G WIFI +BT		5GWIFI+BT	WWAN+BT	WWAN+5G WIFI +BT	5GWIFI+BT	WWAN+BT	WWAN+5G WIFI +BT		5GWIFI+BT	WWAN+BT	WWAN+5G WIFI +BT
Off	Level1	Level2	Level3	Level4	Level5	Level6	Level7	Level8	Level6	Level7	Level8	Level5	Level6	Level7	Level8	
GFSK	19.00	19.00	14.00	14.00	14.00	19.00	19.00	14.00	14.00	19.00	14.00	14.00	19.00	19.00	14.00	14.00
π/4-DQPSK	17.00	17.00	14.00	14.00	14.00	17.00	17.00	14.00	14.00	17.00	14.00	14.00	17.00	17.00	14.00	14.00
8-DPSK	17.00	17.00	14.00	14.00	14.00	17.00	17.00	14.00	14.00	17.00	14.00	14.00	17.00	17.00	14.00	14.00
BLE-1Mbps	9.00	9.00	9.00	9.00	9.00	9.00	9.00	9.00	9.00	9.00	9.00	9.00	9.00	9.00	9.00	9.00
BLE-2Mbps	9.00	9.00	9.00	9.00	9.00	9.00	9.00	9.00	9.00	9.00	9.00	9.00	9.00	9.00	9.00	9.00

Bluetooth Ant.10																
Mode	Full Power	Receiver on				Receiver off										
		Head				Body-worn				Hotspot			Specific			
		Standalone	Simultaneous transmission			Standalone	Simultaneous transmission			Simultaneous transmission			Standalone	Simultaneous transmission		
			5GWIFI+BT	WWAN+BT	WWAN+5G WIFI +BT		5GWIFI+BT	WWAN+BT	WWAN+5G WIFI +BT	5GWIFI+BT	WWAN+BT	WWAN+5G WIFI +BT		5GWIFI+BT	WWAN+BT	WWAN+5G WIFI +BT
Off	Level1	Level2	Level3	Level4	Level5	Level6	Level7	Level8	Level6	Level7	Level8	Level5	Level6	Level7	Level8	
GFSK	19.00	19.00	14.00	14.00	14.00	19.00	19.00	14.00	14.00	19.00	14.00	14.00	19.00	19.00	14.00	14.00
π/4-DQPSK	17.00	17.00	14.00	14.00	14.00	17.00	17.00	14.00	14.00	17.00	14.00	14.00	17.00	17.00	14.00	14.00
8-DPSK	17.00	17.00	14.00	14.00	14.00	17.00	17.00	14.00	14.00	17.00	14.00	14.00	17.00	17.00	14.00	14.00
BLE-1Mbps	9.00	9.00	9.00	9.00	9.00	9.00	9.00	9.00	9.00	9.00	9.00	9.00	9.00	9.00	9.00	9.00
BLE-2Mbps	9.00	9.00	9.00	9.00	9.00	9.00	9.00	9.00	9.00	9.00	9.00	9.00	9.00	9.00	9.00	9.00

Bluetooth MIMO																
Mode	Full Power	Receiver on				Receiver off										
		Head				Body-worn				Hotspot			Specific			
		Standalone	Simultaneous transmission			Standalone	Simultaneous transmission			Simultaneous transmission			Standalone	Simultaneous transmission		
			5GWIFI+BT	WWAN+BT	WWAN+5G WIFI +BT		5GWIFI+BT	WWAN+BT	WWAN+5G WIFI +BT	5GWIFI+BT	WWAN+BT	WWAN+5G WIFI +BT		5GWIFI+BT	WWAN+BT	WWAN+5G WIFI +BT
Off	Level1	Level2	Level3	Level4	Level5	Level6	Level7	Level8	Level6	Level7	Level8	Level5	Level6	Level7	Level8	
GFSK	22.00	22.00	17.00	17.00	17.00	22.00	22.00	17.00	17.00	22.00	17.00	17.00	22.00	22.00	17.00	17.00
π/4-DQPSK	20.00	20.00	17.00	17.00	17.00	20.00	20.00	17.00	17.00	20.00	17.00	17.00	20.00	20.00	17.00	17.00
8-DPSK	20.00	20.00	17.00	17.00	17.00	20.00	20.00	17.00	17.00	20.00	17.00	17.00	20.00	20.00	17.00	17.00
BLE-1Mbps	12.00	12.00	12.00	12.00	12.00	12.00	12.00	12.00	12.00	12.00	12.00	12.00	12.00	12.00	12.00	12.00
BLE-2Mbps	12.00	12.00	12.00	12.00	12.00	12.00	12.00	12.00	12.00	12.00	12.00	12.00	12.00	12.00	12.00	12.00

9 TEST EXCLUSION CONSIDERATION

Please refer the document "BL-SZ2441396-AI EUT internal photo.pdf".

Antenna	Front Side(mm)	Back Side(mm)	Left Edge(mm)	Right Edge(mm)	Top Edge(mm)	Bottom Edge(mm)
Ant.0	<25	<25	<25	<25	>25	<25
Ant.1	<25	<25	>25	<25	<25	>25
Ant.4	<25	<25	>25	<25	>25	>25
Ant.9	<25	<25	<25	>25	<25	>25
Ant.10	<25	<25	<25	>25	>25	>25

Note: 1. Per KDB 941225 DO6, When the overall length and width of a device is > 9 cm *5 cm, a test separation distance of 10 mm is required for hotspot mode SAR measurements and hotspot mode SAR is measured for all edges and surfaces of the device with a transmitting antenna located within 25 mm from that surface or edge.

10 TEST RESULT

10.1 GSM 850

Antenna	Power Reduction	Mode	Position	Dist. (mm)	Ch.	Freq. (MHz)	Power Drift (dB)	1 g Meas SAR (W/kg)	Meas. Power (dBm)	Max. tune-power (dBm)	Scaling Factor	1 g Scaled SAR (W/kg)	Meas. No.
Head													
Ant.0	State2&4&6	DATA 2slots	Left Cheek	0	190	836.6	-0.04	0.140	30.37	31.50	1.297	0.182	/
	State2&4&6		Left Tilt	0	190	836.6	-0.08	0.078	30.37	31.50	1.297	0.101	/
	State2&4&6		Right Cheek	0	190	836.6	-0.03	0.146	30.37	31.50	1.297	0.189	1#
	State2&4&6		Right Tilt	0	190	836.6	-0.11	0.081	30.37	31.50	1.297	0.105	/
Body-worn													
Ant.0	State1&3&5	DATA	Front Side	15	190	836.6	0.06	0.137	30.37	31.50	1.297	0.178	/
	State1&3&5	2slots	Back Side	15	190	836.6	0.00	0.151	30.37	31.50	1.297	0.196	2#
Hotspot													
Ant.0	State3&5	DATA 2slots	Front Side	10	190	836.6	-0.13	0.158	30.37	31.50	1.297	0.205	/
	State3&5		Back Side	10	190	836.6	-0.02	0.197	30.37	31.50	1.297	0.256	3#
	State3&5		Left Edge	10	190	836.6	-0.05	0.077	30.37	31.50	1.297	0.100	/
	State3&5		Right Edge	10	190	836.6	0.09	0.193	30.37	31.50	1.297	0.250	/
	State3&5		Bottom Edge	10	190	836.6	0.11	0.128	30.37	31.50	1.297	0.166	/
Note: Refer to ANNEX C for the detailed test data for each test configuration.													

10.2 GSM 1900

Antenna	Power Reduction	Mode	Position	Dist. (mm)	Ch.	Freq. (MHz)	Power Drift (dB)	1 g Meas SAR (W/kg)	Meas. Power (dBm)	Max. tune-power (dBm)	Scaling Factor	1 g Scaled SAR (W/kg)	Meas. No.
Head													
Ant.0	State2&4&6	DATA 2slots	Left Cheek	0	810	1909.8	-0.11	0.045	27.82	28.50	1.169	0.053	/
	State2&4&6		Left Tilt	0	810	1909.8	-0.04	0.018	27.82	28.50	1.169	0.021	/
	State2&4&6		Right Cheek	0	810	1909.8	0.01	0.046	27.82	28.50	1.169	0.054	4#
	State2&4&6		Right Tilt	0	810	1909.8	-0.08	0.023	27.82	28.50	1.169	0.027	/
Body-worn													
Ant.0	State1&3&5	DATA	Front Side	15	810	1909.8	-0.03	0.073	26.06	27.00	1.242	0.091	/
	State1&3&5	2slots	Back Side	15	810	1909.8	0.00	0.095	26.06	27.00	1.242	0.118	5#
Hotspot													
Ant.0	State3&5	DATA 2slots	Front Side	10	810	1909.8	-0.05	0.127	26.06	27.00	1.242	0.158	/
	State3&5		Back Side	10	810	1909.8	-0.03	0.140	26.06	27.00	1.242	0.174	/
	State3&5		Left Edge	10	810	1909.8	-0.08	0.000	26.06	27.00	1.242	0.000	/
	State3&5		Right Edge	10	810	1909.8	0.06	0.059	26.06	27.00	1.242	0.073	/
	State3&5		Bottom Edge	10	810	1909.8	0.03	0.215	26.06	27.00	1.242	0.267	6#
Note: Refer to ANNEX C for the detailed test data for each test configuration.													

10.3WCDMA Band 2

Antenna	Power Reduction	Mode	Position	Dist. (mm)	Ch.	Freq. (MHz)	Power Drift (dB)	1 g Meas SAR (W/kg)	Meas. Power (dBm)	Max. tune-power (dBm)	Scaling Factor	1 g Scaled SAR (W/kg)	Meas. No.
Head													
Ant.1	State2&4&6	RMC	Left Cheek	0	9400	1880	-0.05	0.482	20.16	20.40	1.057	0.509	/
	State2&4&6		Left Tilt	0	9400	1880	-0.13	0.559	20.16	20.40	1.057	0.591	/
	State2&4&6		Right Cheek	0	9400	1880	0.13	0.815	20.16	20.40	1.057	0.861	/
	State2&4&6		Right Tilt	0	9400	1880	0.02	0.901	20.16	20.40	1.057	0.952	7#
	State2&4&6		Right Cheek	0	9262	1852.4	-0.13	0.798	20.13	20.40	1.064	0.849	/
	State2&4&6		Right Cheek	0	9538	1907.6	-0.02	0.726	20.05	20.40	1.084	0.787	/
	State2&4&6		Right Tilt	0	9262	1852.4	-0.05	0.887	20.13	20.40	1.064	0.944	/
	State2&4&6		Right Tilt	0	9538	1907.6	-0.10	0.802	20.05	20.40	1.084	0.869	/
Ant.0	State2&4&6	RMC	Left Cheek	0	9400	1880	-0.06	0.120	23.12	24.00	1.225	0.147	/
	State2&4&6		Left Tilt	0	9400	1880	-0.11	0.084	23.12	24.00	1.225	0.103	/
	State2&4&6		Right Cheek	0	9400	1880	-0.07	0.092	23.12	24.00	1.225	0.113	/
	State2&4&6		Right Tilt	0	9400	1880	0.00	0.071	23.12	24.00	1.225	0.087	/
Body-worn													
Ant.1	State1&3&5	RMC	Front Side	15	9538	1907.6	-0.10	0.141	21.51	21.90	1.094	0.154	/
	State1&3&5		Back Side	15	9538	1907.6	0.00	0.293	21.51	21.90	1.094	0.321	8#
Ant.0	State1&3&5	RMC	Front Side	15	9400	1880	-0.03	0.116	20.48	21.00	1.127	0.131	/
	State1&3&5		Back Side	15	9400	1880	0.12	0.166	20.48	21.00	1.127	0.187	/
Hotspot													
Ant.1	State3&5	RMC	Front Side	10	9538	1907.6	-0.09	0.248	21.51	21.90	1.094	0.271	/
	State3&5		Back Side	10	9538	1907.6	0.00	0.652	21.51	21.90	1.094	0.713	9#
	State3&5		Right Edge	10	9538	1907.6	0.02	0.140	21.51	21.90	1.094	0.153	/
	State3&5		Top Edge	10	9538	1907.6	0.14	0.623	21.51	21.90	1.094	0.682	/
Ant.0	State3&5	RMC	Front Side	10	9400	1880	-0.08	0.282	20.48	21.00	1.127	0.318	/
	State3&5		Back Side	10	9400	1880	0.07	0.387	20.48	21.00	1.127	0.436	/
	State3&5		Left Edge	10	9400	1880	-0.10	0.055	20.48	21.00	1.127	0.062	/
	State3&5		Right Edge	10	9400	1880	0.09	0.071	20.48	21.00	1.127	0.080	/
	State3&5		Bottom Edge	10	9400	1880	-0.13	0.606	20.48	21.00	1.127	0.683	/
Note: Refer to ANNEX C for the detailed test data for each test configuration.													

10.4WCDMA Band 4

Antenna	Power Reduction	Mode	Position	Dist. (mm)	Ch.	Freq. (MHz)	Power Drift (dB)	1 g Meas SAR (W/kg)	Meas. Power (dBm)	Max. tune-power (dBm)	Scaling Factor	1 g Scaled SAR (W/kg)	Meas. No.
Head													
Ant.1	State2&4&6	RMC	Left Cheek	0	1513	1752.6	0.04	0.352	22.13	22.40	1.064	0.375	/
	State2&4&6		Left Tilt	0	1513	1752.6	0.05	0.418	22.13	22.40	1.064	0.445	/
	State2&4&6		Right Cheek	0	1513	1752.6	0.05	0.589	22.13	22.40	1.064	0.627	/
	State2&4&6		Right Tilt	0	1513	1752.6	0.01	0.648	22.13	22.40	1.064	0.689	10#
Ant.0	State2&4&6	RMC	Left Cheek	0	1513	1752.6	-0.13	0.067	22.99	24.00	1.262	0.085	/
	State2&4&6		Left Tilt	0	1513	1752.6	0.13	0.026	22.99	24.00	1.262	0.033	/
	State2&4&6		Right Cheek	0	1513	1752.6	0.01	0.093	22.99	24.00	1.262	0.117	/
	State2&4&6		Right Tilt	0	1513	1752.6	-0.13	0.029	22.99	24.00	1.262	0.037	/
Body-worn													
Ant.1	State1&3&5	RMC	Front Side	15	1312	1712.4	0.06	0.085	21.47	21.90	1.104	0.094	/
	State1&3&5		Back Side	15	1312	1712.4	-0.08	0.150	21.47	21.90	1.104	0.166	/
Ant.0	State1&3&5	RMC	Front Side	15	1513	1752.6	0.10	0.118	20.29	21.00	1.178	0.139	/
	State1&3&5		Back Side	15	1513	1752.6	0.02	0.157	20.29	21.00	1.178	0.185	11#
Hotspot													
Ant.1	State3&5	RMC	Front Side	10	1312	1712.4	0.09	0.121	21.47	21.90	1.104	0.134	/
	State3&5		Back Side	10	1312	1712.4	0.06	0.288	21.47	21.90	1.104	0.318	/
	State3&5		Right Edge	10	1312	1712.4	0.00	0.064	21.47	21.90	1.104	0.071	/
	State3&5		Top Edge	10	1312	1712.4	-0.12	0.266	21.47	21.90	1.104	0.294	/
Ant.0	State3&5	RMC	Front Side	10	1513	1752.6	-0.05	0.223	20.29	21.00	1.178	0.263	/
	State3&5		Back Side	10	1513	1752.6	0.06	0.300	20.29	21.00	1.178	0.353	/
	State3&5		Left Edge	10	1513	1752.6	-0.09	0.038	20.29	21.00	1.178	0.045	/
	State3&5		Right Edge	10	1513	1752.6	-0.08	0.094	20.29	21.00	1.178	0.111	/
	State3&5		Bottom Edge	10	1513	1752.6	-0.01	0.429	20.29	21.00	1.178	0.505	12#
Note: Refer to ANNEX C for the detailed test data for each test configuration.													

10.5WCDMA Band 5

Antenna	Power Reduction	Mode	Position	Dist. (mm)	Ch.	Freq. (MHz)	Power Drift (dB)	1 g Meas SAR (W/kg)	Meas. Power (dBm)	Max. tune-power (dBm)	Scaling Factor	1 g Scaled SAR (W/kg)	Meas. No.
Head													
Ant.1	State2&4&6	RMC	Left Cheek	0	4233	846.6	0.11	0.265	22.50	24.40	1.549	0.410	/
	State2&4&6		Left Tilt	0	4233	846.6	0.03	0.205	22.50	24.40	1.549	0.318	/
	State2&4&6		Right Cheek	0	4233	846.6	0.00	0.374	22.50	24.40	1.549	0.579	13#
	State2&4&6		Right Tilt	0	4233	846.6	0.04	0.283	22.50	24.40	1.549	0.438	/
Ant.0	State2&4&6	RMC	Left Cheek	0	4233	846.6	0.01	0.154	23.39	24.50	1.291	0.199	/
	State2&4&6		Left Tilt	0	4233	846.6	0.07	0.091	23.39	24.50	1.291	0.117	/
	State2&4&6		Right Cheek	0	4233	846.6	0.09	0.137	23.39	24.50	1.291	0.177	/
	State2&4&6		Right Tilt	0	4233	846.6	0.05	0.069	23.39	24.50	1.291	0.089	/
Body-worn													
Ant.1	State1&3&5	RMC	Front Side	15	4182	836.4	0.04	0.041	21.54	23.00	1.400	0.057	/
	State1&3&5		Back Side	15	4182	836.4	0.03	0.070	21.54	23.00	1.400	0.098	/
Ant.0	State1&3&5	RMC	Front Side	15	4233	846.6	0.04	0.143	23.25	24.30	1.274	0.182	/
	State1&3&5		Back Side	15	4233	846.6	-0.01	0.148	23.25	24.30	1.274	0.189	14#
Hotspot													
Ant.1	State3&5	RMC	Front Side	10	4182	836.4	0.00	0.071	21.54	23.00	1.400	0.099	/
	State3&5		Back Side	10	4182	836.4	-0.04	0.164	21.54	23.00	1.400	0.230	/
	State3&5		Right Edge	10	4182	836.4	0.13	0.033	21.54	23.00	1.400	0.046	/
	State3&5		Top Edge	10	4182	836.4	-0.05	0.092	21.54	23.00	1.400	0.129	/
Ant.0	State3&5	RMC	Front Side	10	4233	846.6	-0.07	0.135	23.25	24.30	1.274	0.172	/
	State3&5		Back Side	10	4233	846.6	-0.07	0.202	23.25	24.30	1.274	0.257	15#
	State3&5		Left Edge	10	4233	846.6	-0.03	0.065	23.25	24.30	1.274	0.083	/
	State3&5		Right Edge	10	4233	846.6	-0.08	0.163	23.25	24.30	1.274	0.208	/
	State3&5		Bottom Edge	10	4233	846.6	0.09	0.118	23.25	24.30	1.274	0.150	/
Note: Refer to ANNEX C for the detailed test data for each test configuration.													

10.6LTE Band 2 (20MHz Bandwidth)

Antenna	Power Reduction	Mode	Position	Dist. (mm)	Ch.	Freq. (MHz)	RB Num.	RB Start	Power Drift (dB)	1 g Meas SAR (W/kg)	Meas. Power (dBm)	Max. tune-power (dBm)	Scaling Factor	1 g Scaled SAR (W/kg)	Meas. No.
Head															
Ant.1	State2&4&6	QPSK	Left Cheek	0	18700	1860	1	Mid	-0.10	0.416	19.77	20.50	1.183	0.492	/
	State2&4&6		Left Tilt	0	18700	1860	1	Mid	0.02	0.541	19.77	20.50	1.183	0.640	/
	State2&4&6		Right Cheek	0	18700	1860	1	Mid	0.08	0.675	19.77	20.50	1.183	0.799	/
	State2&4&6		Right Tilt	0	18700	1860	1	Mid	-0.04	0.779	19.77	20.50	1.183	0.922	/
	State2&4&6		Left Cheek	0	18700	1860	50	Mid	0.05	0.426	19.86	20.50	1.159	0.494	/
	State2&4&6		Left Tilt	0	18700	1860	50	Mid	0.01	0.511	19.86	20.50	1.159	0.592	/
	State2&4&6		Right Cheek	0	18700	1860	50	Mid	0.10	0.687	19.86	20.50	1.159	0.796	/
	State2&4&6		Right Tilt	0	18700	1860	50	Mid	0.03	0.801	19.86	20.50	1.159	0.928	/
	State2&4&6		Right Tilt	0	18900	1880	1	Mid	0.00	0.786	19.75	20.50	1.189	0.935	16#
	State2&4&6		Right Tilt	0	19100	1900	1	Low	0.12	0.757	19.64	20.50	1.219	0.923	/
	State2&4&6		Right Tilt	0	18900	1880	50	Mid	0.09	0.783	19.76	20.50	1.186	0.929	/
	State2&4&6		Right Tilt	0	19100	1900	50	High	0.05	0.780	19.73	20.50	1.194	0.931	/
State2&4&6	Right Tilt	0	18700	1860	100	Low	0.05	0.748	19.80	20.50	1.175	0.879	/		
Ant.0	State2&4&6	QPSK	Left Cheek	0	18900	1880	1	Mid	-0.12	0.107	22.70	23.50	1.202	0.129	/
	State2&4&6		Left Tilt	0	18900	1880	1	Mid	-0.01	0.063	22.70	23.50	1.202	0.076	/
	State2&4&6		Right Cheek	0	18900	1880	1	Mid	-0.03	0.093	22.70	23.50	1.202	0.112	/
	State2&4&6		Right Tilt	0	18900	1880	1	Mid	-0.09	0.067	22.70	23.50	1.202	0.081	/
	State2&4&6		Left Cheek	0	18700	1860	50	Mid	0.11	0.084	21.83	22.50	1.167	0.098	/
	State2&4&6		Left Tilt	0	18700	1860	50	Mid	0.07	0.051	21.83	22.50	1.167	0.060	/
	State2&4&6		Right Cheek	0	18700	1860	50	Mid	-0.10	0.073	21.83	22.50	1.167	0.085	/
	State2&4&6		Right Tilt	0	18700	1860	50	Mid	0.14	0.052	21.83	22.50	1.167	0.061	/
Body-worn															
Ant.1	State1&3&5	QPSK	Front Side	15	18900	1880	1	Mid	0.02	0.165	21.38	22.20	1.208	0.199	/
	State1&3&5		Back Side	15	18900	1880	1	Mid	-0.01	0.333	21.38	22.20	1.208	0.402	17#
	State1&3&5		Front Side	15	18900	1880	50	Mid	-0.03	0.167	21.39	22.20	1.205	0.201	/
	State1&3&5		Back Side	15	18900	1880	50	Mid	0.09	0.329	21.39	22.20	1.205	0.396	/
Ant.0	State1&3&5	QPSK	Front Side	15	18900	1880	1	Mid	0.01	0.114	19.58	20.70	1.294	0.148	/
	State1&3&5		Back Side	15	18900	1880	1	Mid	-0.06	0.174	19.58	20.70	1.294	0.225	/
	State1&3&5		Front Side	15	18700	1860	50	Mid	-0.05	0.112	19.64	20.70	1.276	0.143	/
	State1&3&5		Back Side	15	18700	1860	50	Mid	0.03	0.171	19.64	20.70	1.276	0.218	/
Hotspot															
Ant.1	State3&5	QPSK	Front Side	10	18900	1880	1	Mid	-0.14	0.206	21.38	22.20	1.208	0.249	/
	State3&5		Back Side	10	18900	1880	1	Mid	0.08	0.534	21.38	22.20	1.208	0.645	/
	State3&5		Right Edge	10	18900	1880	1	Mid	-0.12	0.122	21.38	22.20	1.208	0.147	/
	State3&5		Top Edge	10	18900	1880	1	Mid	0.01	0.630	21.38	22.20	1.208	0.761	18#
	State3&5		Front Side	10	18900	1880	50	Low	-0.11	0.202	21.39	22.20	1.205	0.243	/

	State3&5		Back Side	10	18900	1880	50	Low	-0.02	0.525	21.39	22.20	1.205	0.633	/
	State3&5		Right Edge	10	18900	1880	50	Low	0.03	0.116	21.39	22.20	1.205	0.140	/
	State3&5		Top Edge	10	18900	1880	50	Low	0.14	0.629	21.39	22.20	1.205	0.758	/
Ant.0	State3&5	QPSK	Front Side	10	18900	1880	1	Mid	-0.01	0.208	19.58	20.70	1.294	0.269	/
	State3&5		Back Side	10	18900	1880	1	Mid	-0.12	0.295	19.58	20.70	1.294	0.382	/
	State3&5		Left Edge	10	18900	1880	1	Mid	0.00	0.000	19.58	20.70	1.294	0.000	/
	State3&5		Right Edge	10	18900	1880	1	Mid	-0.12	0.030	19.58	20.70	1.294	0.039	/
	State3&5		Bottom Edge	10	18900	1880	1	Mid	-0.02	0.540	19.58	20.70	1.294	0.699	/
	State3&5		Front Side	10	18700	1860	50	Mid	-0.09	0.203	19.64	20.70	1.276	0.259	/
	State3&5		Back Side	10	18700	1860	50	Mid	0.05	0.307	19.64	20.70	1.276	0.392	/
	State3&5		Left Edge	10	18700	1860	50	Mid	-0.06	0.000	19.64	20.70	1.276	0.000	/
	State3&5		Right Edge	10	18700	1860	50	Mid	0.05	0.059	19.64	20.70	1.276	0.075	/
	State3&5		Bottom Edge	10	18700	1860	50	Mid	-0.14	0.549	19.64	20.70	1.276	0.701	/

Note: Refer to ANNEX C for the detailed test data for each test configuration.

Antenna	Power Reduction	Mode	Position	Dist. (mm)	Ch.	Freq. (MHz)	RB Num.	RB Start	Power Drift (dB)	10 g Meas SAR (W/kg)	Meas. Power (dBm)	Max. tune-power (dBm)	Scaling Factor	10 g Scaled SAR (W/kg)	Meas. No.
Specific															
Ant.0	State1&3&5	QPSK	Bottom Edge	0	18900	1880	1	Mid	0.00	1.590	19.58	20.70	1.294	2.057	19#
	State1&3&5		Bottom Edge	0	18700	1860	50	Mid	0.08	1.570	19.64	20.70	1.276	2.003	/
	State1&3&5		Bottom Edge	0	18700	1860	1	Low	0.07	1.540	19.49	20.70	1.321	2.034	/
	State1&3&5		Bottom Edge	0	19100	1900	1	Low	0.12	1.510	19.39	20.70	1.352	2.042	/
	State1&3&5		Bottom Edge	0	18900	1880	50	Low	-0.03	1.510	19.53	20.70	1.309	1.977	/
	State1&3&5		Bottom Edge	0	19100	1900	50	Mid	0.06	1.500	19.53	20.70	1.309	1.964	/
	State1&3&5		Bottom Edge	0	18700	1860	100	Low	-0.13	1.500	19.57	20.70	1.297	1.946	/

Note: Refer to ANNEX C for the detailed test data for each test configuration.

10.7LTE Band 4 (20MHz Bandwidth)

Antenna	Power Reduction	Mode	Position	Dist. (mm)	Ch.	Freq. (MHz)	RB Num.	RB Start	Power Drift (dB)	1 g Meas SAR (W/kg)	Meas. Power (dBm)	Max. tune-power (dBm)	Scaling Factor	1 g Scaled SAR (W/kg)	Meas. No.
Head															
Ant.1	State2&4&6	QPSK	Left Cheek	0	20175	1732.5	1	High	0.12	0.378	22.09	22.80	1.178	0.445	/
	State2&4&6		Left Tilt	0	20175	1732.5	1	High	-0.11	0.459	22.09	22.80	1.178	0.541	/
	State2&4&6		Right Cheek	0	20175	1732.5	1	High	0.13	0.641	22.09	22.80	1.178	0.755	/
	State2&4&6		Right Tilt	0	20175	1732.5	1	High	0.02	0.658	22.09	22.80	1.178	0.775	20#
	State2&4&6		Left Cheek	0	20050	1720	50	High	0.07	0.339	21.78	22.80	1.265	0.429	/
	State2&4&6		Left Tilt	0	20050	1720	50	High	0.01	0.431	21.78	22.80	1.265	0.545	/
	State2&4&6		Right Cheek	0	20050	1720	50	High	-0.06	0.541	21.78	22.80	1.265	0.684	/
	State2&4&6		Right Tilt	0	20050	1720	50	High	0.00	0.589	21.78	22.80	1.265	0.745	/
Ant.0	State2&4&6	QPSK	Left Cheek	0	20300	1745	1	High	-0.09	0.062	22.64	23.50	1.219	0.076	/
	State2&4&6		Left Tilt	0	20300	1745	1	High	0.04	0.034	22.64	23.50	1.219	0.041	/
	State2&4&6		Right Cheek	0	20300	1745	1	High	0.06	0.095	22.64	23.50	1.219	0.116	/
	State2&4&6		Right Tilt	0	20300	1745	1	High	0.01	0.037	22.64	23.50	1.219	0.045	/
	State2&4&6		Left Cheek	0	20300	1745	50	High	-0.03	0.051	21.64	23.50	1.535	0.078	/
	State2&4&6		Left Tilt	0	20300	1745	50	High	0.03	0.027	21.64	23.50	1.535	0.041	/
	State2&4&6		Right Cheek	0	20300	1745	50	High	0.03	0.069	21.64	23.50	1.535	0.106	/
	State2&4&6		Right Tilt	0	20300	1745	50	High	-0.08	0.028	21.64	23.50	1.535	0.043	/
Ant.4	State2&4&6	QPSK	Left Cheek	0	20175	1732.5	1	High	0.10	0.158	20.05	21.00	1.245	0.197	/
	State2&4&6		Left Tilt	0	20175	1732.5	1	High	0.02	0.040	20.05	21.00	1.245	0.050	/
	State2&4&6		Right Cheek	0	20175	1732.5	1	High	0.05	0.330	20.05	21.00	1.245	0.411	/
	State2&4&6		Right Tilt	0	20175	1732.5	1	High	-0.12	0.050	20.05	21.00	1.245	0.062	/
	State2&4&6		Left Cheek	0	20300	1745	50	High	0.02	0.149	19.52	21.00	1.406	0.209	/
	State2&4&6		Left Tilt	0	20300	1745	50	High	-0.06	0.036	19.52	21.00	1.406	0.051	/
	State2&4&6		Right Cheek	0	20300	1745	50	High	-0.10	0.310	19.52	21.00	1.406	0.436	/
	State2&4&6		Right Tilt	0	20300	1745	50	High	0.05	0.046	19.52	21.00	1.406	0.065	/
Body-worn															
Ant.1	State1&3&5	QPSK	Front Side	15	20175	1732.5	1	High	0.01	0.123	22.67	23.50	1.211	0.149	/
	State1&3&5		Back Side	15	20175	1732.5	1	High	0.00	0.235	22.67	23.50	1.211	0.285	21#
	State1&3&5		Front Side	15	20300	1745	50	High	-0.01	0.096	21.70	22.50	1.202	0.115	/
	State1&3&5		Back Side	15	20300	1745	50	High	0.00	0.195	21.70	22.50	1.202	0.234	/
Ant.0	State1&3&5	QPSK	Front Side	15	20175	1732.5	1	High	-0.11	0.132	20.59	21.80	1.321	0.174	/
	State1&3&5		Back Side	15	20175	1732.5	1	High	0.02	0.186	20.59	21.80	1.321	0.246	/
	State1&3&5		Front Side	15	20300	1745	50	High	0.09	0.132	20.68	21.80	1.294	0.171	/
	State1&3&5		Back Side	15	20300	1745	50	High	-0.08	0.188	20.68	21.80	1.294	0.243	/
Ant.4	State1&3&5	QPSK	Front Side	15	20175	1732.5	1	High	-0.03	0.058	21.65	22.00	1.084	0.063	/
	State1&3&5		Back Side	15	20175	1732.5	1	High	-0.13	0.071	21.65	22.00	1.084	0.077	/
	State1&3&5		Front Side	15	20175	1732.5	50	Mid	-0.01	0.045	20.59	21.00	1.099	0.049	/

	State1&3&5		Back Side	15	20175	1732.5	50	Mid	0.14	0.057	20.59	21.00	1.099	0.063	/
Hotspot															
Ant.1	State3&5	QPSK	Front Side	10	20175	1732.5	1	High	0.14	0.162	22.67	23.50	1.211	0.196	/
	State3&5		Back Side	10	20175	1732.5	1	High	0.04	0.390	22.67	23.50	1.211	0.472	/
	State3&5		Right Edge	10	20175	1732.5	1	High	0.090	0.089	22.67	23.50	1.211	0.108	/
	State3&5		Top Edge	10	20175	1732.5	1	High	0.10	0.528	22.67	23.50	1.211	0.639	/
	State3&5		Front Side	10	20300	1745	50	High	-0.01	0.133	21.70	22.50	1.202	0.160	/
	State3&5		Back Side	10	20300	1745	50	High	0.02	0.333	21.70	22.50	1.202	0.400	/
	State3&5		Right Edge	10	20300	1745	50	High	-0.07	0.077	21.70	22.50	1.202	0.093	/
	State3&5		Top Edge	10	20300	1745	50	High	0.10	0.379	21.70	22.50	1.202	0.456	/
Ant.0	State3&5	QPSK	Front Side	10	20175	1732.5	1	Low	-0.01	0.232	20.59	21.80	1.321	0.306	/
	State3&5		Back Side	10	20175	1732.5	1	Low	0.13	0.364	20.59	21.80	1.321	0.481	/
	State3&5		Left Edge	10	20175	1732.5	1	Low	0.08	0.000	20.59	21.80	1.321	0.000	/
	State3&5		Right Edge	10	20175	1732.5	1	Low	-0.06	0.080	20.59	21.80	1.321	0.106	/
	State3&5		Bottom Edge	10	20175	1732.5	1	Low	0.01	0.523	20.59	21.80	1.321	0.691	22#
	State3&5		Front Side	10	20175	1732.5	50	Low	0.09	0.241	20.68	21.80	1.294	0.312	/
	State3&5		Back Side	10	20175	1732.5	50	Low	-0.02	0.369	20.68	21.80	1.294	0.477	/
	State3&5		Left Edge	10	20175	1732.5	50	Low	0.13	0.000	20.68	21.80	1.294	0.000	/
	State3&5		Right Edge	10	20175	1732.5	50	Low	0.02	0.058	20.68	21.80	1.294	0.075	/
	State3&5		Bottom Edge	10	20175	1732.5	50	Low	0.12	0.532	20.68	21.80	1.294	0.688	/
Ant.4	State3&5	QPSK	Front Side	10	20175	1732.5	1	High	0.01	0.106	21.65	22.00	1.084	0.115	/
	State3&5		Back Side	10	20175	1732.5	1	High	-0.11	0.141	21.65	22.00	1.084	0.153	/
	State3&5		Right Edge	10	20175	1732.5	1	High	-0.05	0.227	21.65	22.00	1.084	0.246	/
	State3&5		Front Side	10	20175	1732.5	50	Mid	-0.07	0.086	20.59	21.00	1.099	0.095	/
	State3&5		Back Side	10	20175	1732.5	50	Mid	0.14	0.112	20.59	21.00	1.099	0.123	/
	State3&5		Right Edge	10	20175	1732.5	50	Mid	-0.06	0.180	20.59	21.00	1.099	0.198	/
Note: Refer to ANNEX C for the detailed test data for each test configuration.															

10.8LTE Band 5 (10MHz Bandwidth)

Antenna	Power Reduction	Mode	Position	Dist. (mm)	Ch.	Freq. (MHz)	RB Num.	RB Start	Power Drift (dB)	1 g Meas SAR (W/kg)	Meas. Power (dBm)	Max. tune-power (dBm)	Scaling Factor	1 g Scaled SAR (W/kg)	Meas. No.
Head															
Ant.1	State2&4&6	QPSK	Left Cheek	0	20525	836.5	1	Low	0.06	0.265	22.73	24.50	1.503	0.398	/
	State2&4&6		Left Tilt	0	20525	836.5	1	Low	0.10	0.203	22.73	24.50	1.503	0.305	/
	State2&4&6		Right Cheek	0	20525	836.5	1	Low	0.04	0.357	22.73	24.50	1.503	0.537	23#
	State2&4&6		Right Tilt	0	20525	836.5	1	Low	-0.04	0.267	22.73	24.50	1.503	0.401	/
	State2&4&6		Left Cheek	0	20450	829	25	Mid	-0.12	0.210	21.75	23.50	1.496	0.314	/
	State2&4&6		Left Tilt	0	20450	829	25	Mid	0.10	0.161	21.75	23.50	1.496	0.241	/
	State2&4&6		Right Cheek	0	20450	829	25	Mid	-0.13	0.287	21.75	23.50	1.496	0.429	/
	State2&4&6		Right Tilt	0	20450	829	25	Mid	0.10	0.222	21.75	23.50	1.496	0.332	/
Ant.0	State2&4&6	QPSK	Left Cheek	0	20525	836.5	1	Mid	-0.04	0.153	23.51	24.50	1.256	0.192	/
	State2&4&6		Left Tilt	0	20525	836.5	1	Mid	0.06	0.081	23.51	24.50	1.256	0.102	/
	State2&4&6		Right Cheek	0	20525	836.5	1	Mid	-0.04	0.138	23.51	24.50	1.256	0.173	/
	State2&4&6		Right Tilt	0	20525	836.5	1	Mid	-0.09	0.069	23.51	24.50	1.256	0.087	/
	State2&4&6		Left Cheek	0	20450	829	25	Mid	-0.12	0.127	22.55	23.50	1.245	0.158	/
	State2&4&6		Left Tilt	0	20450	829	25	Mid	0.07	0.067	22.55	23.50	1.245	0.083	/
	State2&4&6		Right Cheek	0	20450	829	25	Mid	0.04	0.106	22.55	23.50	1.245	0.132	/
	State2&4&6		Right Tilt	0	20450	829	25	Mid	-0.12	0.058	22.55	23.50	1.245	0.072	/
Body-worn															
Ant.1	State1&3&5	QPSK	Front Side	15	20525	836.5	1	Low	-0.09	0.052	22.73	24.50	1.503	0.078	/
	State1&3&5		Back Side	15	20525	836.5	1	Low	0.02	0.093	22.73	24.50	1.503	0.140	/
	State1&3&5		Front Side	15	20450	829	25	Mid	0.09	0.043	21.75	23.50	1.496	0.064	/
	State1&3&5		Back Side	15	20450	829	25	Mid	0.00	0.076	21.75	23.50	1.496	0.114	/
Ant.0	State1&3&5	QPSK	Front Side	15	20525	836.5	1	Mid	-0.02	0.131	23.51	24.50	1.256	0.165	/
	State1&3&5		Back Side	15	20525	836.5	1	Mid	0.05	0.142	23.51	24.50	1.256	0.178	24#
	State1&3&5		Front Side	15	20450	829	25	Mid	-0.09	0.108	22.55	23.50	1.245	0.134	/
	State1&3&5		Back Side	15	20450	829	25	Mid	0.09	0.115	22.55	23.50	1.245	0.143	/
Hotspot															
Ant.1	State3&5	QPSK	Front Side	10	20525	836.5	1	Low	0.11	0.084	22.73	24.50	1.503	0.126	/
	State3&5		Back Side	10	20525	836.5	1	Low	-0.01	0.196	22.73	24.50	1.503	0.295	25#
	State3&5		Right Edge	10	20525	836.5	1	Low	0.14	0.058	22.73	24.50	1.503	0.087	/
	State3&5		Top Edge	10	20525	836.5	1	Low	-0.09	0.113	22.73	24.50	1.503	0.170	/
	State3&5		Front Side	10	20450	829	25	Mid	0.02	0.068	21.75	23.50	1.496	0.102	/
	State3&5		Back Side	10	20450	829	25	Mid	0.03	0.166	21.75	23.50	1.496	0.248	/
	State3&5		Right Edge	10	20450	829	25	Mid	-0.11	0.049	21.75	23.50	1.496	0.073	/
	State3&5		Top Edge	10	20450	829	25	Mid	0.01	0.082	21.75	23.50	1.496	0.123	/
Ant.0	State3&5	QPSK	Front Side	10	20525	836.5	1	Mid	-0.04	0.128	23.51	24.50	1.256	0.161	/
	State3&5		Back Side	10	20525	836.5	1	Mid	-0.03	0.203	23.51	24.50	1.256	0.255	/

State3&5	Left Edge	10	20525	836.5	1	Mid	0.02	0.000	23.51	24.50	1.256	0.000	/
State3&5	Right Edge	10	20525	836.5	1	Mid	-0.09	0.123	23.51	24.50	1.256	0.154	/
State3&5	Bottom Edge	10	20525	836.5	1	Mid	0.00	0.096	23.51	24.50	1.256	0.121	/
State3&5	Front Side	10	20450	829	25	Mid	0.10	0.106	22.55	23.50	1.245	0.132	/
State3&5	Back Side	10	20450	829	25	Mid	-0.14	0.175	22.55	23.50	1.245	0.218	/
State3&5	Left Edge	10	20450	829	25	Mid	0.10	0.000	22.55	23.50	1.245	0.000	/
State3&5	Right Edge	10	20450	829	25	Mid	0.04	0.119	22.55	23.50	1.245	0.148	/
State3&5	Bottom Edge	10	20450	829	25	Mid	0.03	0.089	22.55	23.50	1.245	0.111	/

Note: Refer to ANNEX C for the detailed test data for each test configuration.

10.9LTE Band 7 (20MHz Bandwidth)

Antenna	Power Reduction	Mode	Position	Dist. (mm)	Ch.	Freq. (MHz)	RB Num.	RB Start	Power Drift (dB)	1 g Meas SAR (W/kg)	Meas. Power (dBm)	Max. tune-power (dBm)	Scaling Factor	1 g Scaled SAR (W/kg)	Meas. No.
Head															
Ant.1	State2&4&6	QPSK	Left Cheek	0	21350	2560	1	Mid	-0.07	0.168	18.26	19.50	1.330	0.223	/
	State2&4&6		Left Tilt	0	21350	2560	1	Mid	-0.08	0.223	18.26	19.50	1.330	0.297	/
	State2&4&6		Right Cheek	0	21350	2560	1	Mid	-0.11	0.452	18.26	19.50	1.330	0.601	/
	State2&4&6		Right Tilt	0	21350	2560	1	Mid	-0.01	0.498	18.26	19.50	1.330	0.662	/
	State2&4&6		Left Cheek	0	21350	2560	50	High	-0.13	0.164	18.29	19.50	1.321	0.217	/
	State2&4&6		Left Tilt	0	21350	2560	50	High	0.12	0.212	18.29	19.50	1.321	0.280	/
	State2&4&6		Right Cheek	0	21350	2560	50	High	-0.03	0.424	18.29	19.50	1.321	0.560	/
	State2&4&6		Right Tilt	0	21350	2560	50	High	-0.12	0.471	18.29	19.50	1.321	0.622	/
Ant.0	State2&4&6	QPSK	Left Cheek	0	20850	2510	1	Low	0.07	0.216	22.49	23.50	1.262	0.273	/
	State2&4&6		Left Tilt	0	20850	2510	1	Low	0.06	0.054	22.49	23.50	1.262	0.068	/
	State2&4&6		Right Cheek	0	20850	2510	1	Low	-0.13	0.097	22.49	23.50	1.262	0.122	/
	State2&4&6		Right Tilt	0	20850	2510	1	Low	-0.05	0.106	22.49	23.50	1.262	0.134	/
	State2&4&6		Left Cheek	0	21350	2560	50	Mid	0.08	0.176	21.57	22.50	1.239	0.218	/
	State2&4&6		Left Tilt	0	21350	2560	50	Mid	0.02	0.042	21.57	22.50	1.239	0.052	/
	State2&4&6		Right Cheek	0	21350	2560	50	Mid	0.09	0.079	21.57	22.50	1.239	0.098	/
	State2&4&6		Right Tilt	0	21350	2560	50	Mid	-0.10	0.075	21.57	22.50	1.239	0.093	/
Ant.4	State2&4&6	QPSK	Left Cheek	0	21100	2535	1	High	-0.02	0.426	18.92	19.80	1.225	0.522	/
	State2&4&6		Left Tilt	0	21100	2535	1	High	-0.08	0.082	18.92	19.80	1.225	0.100	/
	State2&4&6		Right Cheek	0	21100	2535	1	High	0.04	0.602	18.92	19.80	1.225	0.737	26#
	State2&4&6		Right Tilt	0	21100	2535	1	High	-0.09	0.121	18.92	19.80	1.225	0.148	/
	State2&4&6		Left Cheek	0	21100	2535	50	Mid	0.11	0.386	18.72	19.80	1.282	0.495	/
	State2&4&6		Left Tilt	0	21100	2535	50	Mid	0.13	0.076	18.72	19.80	1.282	0.097	/
	State2&4&6		Right Cheek	0	21100	2535	50	Mid	0.00	0.545	18.72	19.80	1.282	0.699	/
	State2&4&6		Right Tilt	0	21100	2535	50	Mid	0.03	0.110	18.72	19.80	1.282	0.141	/
Body-worn															
Ant.1	State1&3&5	QPSK	Front Side	15	21350	2560	1	Mid	0.13	0.039	16.04	17.30	1.337	0.052	/
	State1&3&5		Back Side	15	21350	2560	1	Mid	-0.02	0.213	16.04	17.30	1.337	0.285	27#
	State1&3&5		Front Side	15	21350	2560	50	Low	-0.02	0.039	16.14	17.30	1.306	0.051	/
	State1&3&5		Back Side	15	21350	2560	50	Low	0.01	0.216	16.14	17.30	1.306	0.282	/
Ant.0	State1&3&5	QPSK	Front Side	15	20850	2510	1	High	-0.05	0.137	19.16	20.40	1.330	0.182	/
	State1&3&5		Back Side	15	20850	2510	1	High	0.12	0.156	19.16	20.40	1.330	0.207	/
	State1&3&5		Front Side	15	20850	2510	50	High	0.12	0.133	19.32	20.40	1.282	0.171	/
	State1&3&5		Back Side	15	20850	2510	50	High	0.02	0.155	19.32	20.40	1.282	0.199	/
Ant.4	State1&3&5	QPSK	Front Side	15	21100	2535	1	High	-0.13	0.095	19.88	21.50	1.452	0.138	/
	State1&3&5		Back Side	15	21100	2535	1	High	0.07	0.108	19.88	21.50	1.452	0.157	/
	State1&3&5		Front Side	15	21100	2535	50	Mid	-0.08	0.075	19.26	20.50	1.330	0.100	/

	State1&3&5		Back Side	15	21100	2535	50	Mid	-0.11	0.083	19.26	20.50	1.330	0.110	/
Hotspot															
Ant.1	State3&5	QPSK	Front Side	10	21350	2560	1	Mid	0.05	0.068	16.04	17.30	1.337	0.091	/
	State3&5		Back Side	10	21350	2560	1	Mid	-0.01	0.523	16.04	17.30	1.337	0.699	28#
	State3&5		Right Edge	10	21350	2560	1	Mid	-0.04	0.125	16.04	17.30	1.337	0.167	/
	State3&5		Top Edge	10	21350	2560	1	Mid	-0.02	0.257	16.04	17.30	1.337	0.344	/
	State3&5		Front Side	10	21350	2560	50	Low	0.12	0.071	16.14	17.30	1.306	0.093	/
	State3&5		Back Side	10	21350	2560	50	Low	-0.10	0.498	16.14	17.30	1.306	0.650	/
	State3&5		Right Edge	10	21350	2560	50	Low	-0.09	0.125	16.14	17.30	1.306	0.163	/
	State3&5		Top Edge	10	21350	2560	50	Low	0.08	0.289	16.14	17.30	1.306	0.377	/
Ant.0	State3&5	QPSK	Front Side	10	20850	2510	1	High	0.08	0.222	19.16	20.40	1.330	0.295	/
	State3&5		Back Side	10	20850	2510	1	High	0.05	0.252	19.16	20.40	1.330	0.335	/
	State3&5		Left Edge	10	20850	2510	1	High	-0.04	0.047	19.16	20.40	1.330	0.063	/
	State3&5		Right Edge	10	20850	2510	1	High	0.03	0.079	19.16	20.40	1.330	0.105	/
	State3&5		Bottom Edge	10	20850	2510	1	High	0.02	0.502	19.16	20.40	1.330	0.668	/
	State3&5		Front Side	10	20850	2510	50	High	-0.07	0.222	19.32	20.40	1.282	0.285	/
	State3&5		Back Side	10	20850	2510	50	High	0.10	0.246	19.32	20.40	1.282	0.315	/
	State3&5		Left Edge	10	20850	2510	50	High	-0.10	0.000	19.32	20.40	1.282	0.000	/
	State3&5		Right Edge	10	20850	2510	50	High	0.00	0.051	19.32	20.40	1.282	0.065	/
	State3&5		Bottom Edge	10	20850	2510	50	High	-0.06	0.507	19.32	20.40	1.282	0.650	/
Ant.4	State3&5	QPSK	Front Side	10	21100	2535	1	Low	0.06	0.157	19.88	21.50	1.452	0.228	/
	State3&5		Back Side	10	21100	2535	1	Low	0.12	0.176	19.88	21.50	1.452	0.256	/
	State3&5		Right Edge	10	21100	2535	1	Low	-0.01	0.262	19.88	21.50	1.452	0.380	/
	State3&5		Front Side	10	21100	2535	50	Low	0.05	0.124	19.26	20.50	1.330	0.165	/
	State3&5		Back Side	10	21100	2535	50	Low	0.13	0.140	19.26	20.50	1.330	0.186	/
	State3&5		Right Edge	10	21100	2535	50	Low	-0.06	0.205	19.26	20.50	1.330	0.273	/

Note: Refer to ANNEX C for the detailed test data for each test configuration.

Antenna	Power Reduction	Mode	Position	Dist. (mm)	Ch.	Freq. (MHz)	RB Num.	RB Start	Power Drift (dB)	10 g Meas SAR (W/kg)	Meas. Power (dBm)	Max. tune-power (dBm)	Scaling Factor	10 g Scaled SAR (W/kg)	Meas. No.
Specific															
Ant.1	State1&3&5	QPSK	Back Side	0	21350	2560	1	Mid	0.08	0.645	16.04	17.30	1.337	0.862	/
	State1&3&5		Top Edge	0	21350	2560	1	Mid	-0.05	0.649	16.04	17.30	1.337	0.868	29#
	State1&3&5		Back Side	0	21350	2560	50	Low	-0.10	0.657	16.14	17.30	1.306	0.858	/
	State1&3&5		Top Edge	0	21350	2560	50	Low	0.10	0.654	16.14	17.30	1.306	0.854	/
Ant.0	State1&3&5	QPSK	Bottom Edge	0	20850	2510	1	High	-0.07	0.587	19.16	20.40	1.330	0.781	/
	State1&3&5		Bottom Edge	0	20850	2510	50	High	0.07	0.601	19.32	20.40	1.282	0.770	/

Note: Refer to ANNEX C for the detailed test data for each test configuration.

10.10 LTE Band 7 Worse case for CA Test

Antenna	Power Reduction	Mode	Position	Dist. (mm)	Ch.	Freq. (MHz)	RB Num.	RB Start	Power Drift (dB)	1 g Meas SAR (W/kg)	Meas. Power (dBm)	Max. tune-power (dBm)	Scaling Factor	1 g Scaled SAR (W/kg)	Meas. No.
Head-CA															
Ant.4	State2&4&6	QPSK	Right Tilt	0	21100 +21298	2535 +2554.8	1+1	High +Low	-0.03	0.558	18.65	19.80	1.303	0.727	/
Body-worn-CA															
Ant.1	State1&3&5	QPSK	Back Side	15	21350 +21152	2560 +2540.2	1+1	Low +High	-0.01	0.195	15.73	17.30	1.435	0.280	/
Hotspot-CA															
Ant.1	State3&5	QPSK	Back Side	10	21350 +21152	2560 +2540.2	1+1	Low +High	0.02	0.481	15.73	17.30	1.435	0.690	/
Note: Refer to ANNEX C for the detailed test data for each test configuration.															

Antenna	Power Reduction	Mode	Position	Dist. (mm)	Ch.	Freq. (MHz)	RB Num.	RB Start	Power Drift (dB)	10 g Meas SAR (W/kg)	Meas. Power (dBm)	Max. tune-power (dBm)	Scaling Factor	10 g Scaled SAR (W/kg)	Meas. No.
Specific-CA															
Ant.1	State1&3&5	QPSK	Top Edge	0	21350 +21152	2560 +2540.2	1+1	Low +High	-0.10	0.565	15.73	17.30	1.435	0.811	/
Note: Refer to ANNEX C for the detailed test data for each test configuration.															

10.11 LTE Band 12 (10MHz Bandwidth)

Antenna	Power Reduction	Mode	Position	Dist. (mm)	Ch.	Freq. (MHz)	RB Num.	RB Start	Power Drift (dB)	1 g Meas SAR (W/kg)	Meas. Power (dBm)	Max. tune-power (dBm)	Scaling Factor	1 g Scaled SAR (W/kg)	Meas. No.
Head															
Ant.1	State2&4&6	QPSK	Left Cheek	0	23095	707.5	1	High	-0.06	0.188	22.70	24.50	1.514	0.285	/
	State2&4&6		Left Tilt	0	23095	707.5	1	High	0.14	0.173	22.70	24.50	1.514	0.262	/
	State2&4&6		Right Cheek	0	23095	707.5	1	High	0.00	0.283	22.70	24.50	1.514	0.428	30#
	State2&4&6		Right Tilt	0	23095	707.5	1	High	-0.06	0.256	22.70	24.50	1.514	0.388	/
	State2&4&6		Left Cheek	0	23095	707.5	25	High	-0.03	0.152	21.70	23.50	1.514	0.230	/
	State2&4&6		Left Tilt	0	23095	707.5	25	High	-0.11	0.132	21.70	23.50	1.514	0.200	/
	State2&4&6		Right Cheek	0	23095	707.5	25	High	0.06	0.230	21.70	23.50	1.514	0.348	/
	State2&4&6		Right Tilt	0	23095	707.5	25	High	0.13	0.205	21.70	23.50	1.514	0.310	/
Ant.0	State2&4&6	QPSK	Left Cheek	0	23130	711	1	Mid	-0.05	0.065	23.30	24.50	1.318	0.086	/
	State2&4&6		Left Tilt	0	23130	711	1	Mid	-0.02	0.023	23.30	24.50	1.318	0.030	/
	State2&4&6		Right Cheek	0	23130	711	1	Mid	0.06	0.058	23.30	24.50	1.318	0.076	/
	State2&4&6		Right Tilt	0	23130	711	1	Mid	0.10	0.026	23.30	24.50	1.318	0.034	/
	State2&4&6		Left Cheek	0	23130	711	25	High	-0.05	0.054	22.33	23.50	1.309	0.071	/
	State2&4&6		Left Tilt	0	23130	711	25	High	-0.09	0.020	22.33	23.50	1.309	0.026	/
	State2&4&6		Right Cheek	0	23130	711	25	High	-0.02	0.045	22.33	23.50	1.309	0.059	/
	State2&4&6		Right Tilt	0	23130	711	25	High	0.00	0.021	22.33	23.50	1.309	0.027	/
Body-worn															
Ant.1	State1&3&5	QPSK	Front Side	15	23095	707.5	1	High	0.14	0.113	22.70	24.50	1.514	0.171	/
	State1&3&5		Back Side	15	23095	707.5	1	High	-0.01	0.167	22.70	24.50	1.514	0.253	31#
	State1&3&5		Front Side	15	23095	707.5	25	High	-0.09	0.091	21.70	23.50	1.514	0.138	/
	State1&3&5		Back Side	15	23095	707.5	25	High	-0.12	0.136	21.70	23.50	1.514	0.206	/
Ant.0	State1&3&5	QPSK	Front Side	15	23130	711	1	Mid	-0.01	0.085	23.30	24.50	1.318	0.112	/
	State1&3&5		Back Side	15	23130	711	1	Mid	0.02	0.090	23.30	24.50	1.318	0.119	/
	State1&3&5		Front Side	15	23130	711	25	High	-0.13	0.069	22.33	23.50	1.309	0.090	/
	State1&3&5		Back Side	15	23130	711	25	High	0.09	0.073	22.33	23.50	1.309	0.096	/
Hotspot															
Ant.1	State3&5	QPSK	Front Side	10	23095	707.5	1	High	-0.03	0.070	22.70	24.50	1.514	0.106	/
	State3&5		Back Side	10	23095	707.5	1	High	0.02	0.164	22.70	24.50	1.514	0.248	32#
	State3&5		Right Edge	10	23095	707.5	1	High	-0.12	0.118	22.70	24.50	1.514	0.179	/
	State3&5		Top Edge	10	23095	707.5	1	High	0.08	0.083	22.70	24.50	1.514	0.126	/
	State3&5		Front Side	10	23095	707.5	25	High	0.01	0.058	21.70	23.50	1.514	0.088	/
	State3&5		Back Side	10	23095	707.5	25	High	0.05	0.128	21.70	23.50	1.514	0.194	/
	State3&5		Right Edge	10	23095	707.5	25	High	-0.03	0.093	21.70	23.50	1.514	0.141	/
	State3&5		Top Edge	10	23095	707.5	25	High	-0.13	0.066	21.70	23.50	1.514	0.100	/
Ant.0	State3&5	QPSK	Front Side	10	23130	711	1	Mid	0.10	0.085	23.30	24.50	1.318	0.112	/
	State3&5		Back Side	10	23130	711	1	Mid	-0.08	0.110	23.30	24.50	1.318	0.145	/

State3&5	Left Edge	10	23130	711	1	Mid	0.10	0.073	23.30	24.50	1.318	0.096	/
State3&5	Right Edge	10	23130	711	1	Mid	-0.12	0.101	23.30	24.50	1.318	0.133	/
State3&5	Bottom Edge	10	23130	711	1	Mid	-0.01	0.050	23.30	24.50	1.318	0.066	/
State3&5	Front Side	10	23130	711	25	High	0.07	0.069	22.33	23.50	1.309	0.090	/
State3&5	Back Side	10	23130	711	25	High	-0.13	0.088	22.33	23.50	1.309	0.115	/
State3&5	Left Edge	10	23130	711	25	High	-0.05	0.060	22.33	23.50	1.309	0.079	/
State3&5	Right Edge	10	23130	711	25	High	0.10	0.089	22.33	23.50	1.309	0.117	/
State3&5	Bottom Edge	10	23130	711	25	High	0.05	0.041	22.33	23.50	1.309	0.054	/

Note: Refer to ANNEX C for the detailed test data for each test configuration.

10.12 LTE Band 13 (10MHz Bandwidth)

Antenna	Power Reduction	Mode	Position	Dist. (mm)	Ch.	Freq. (MHz)	RB Num.	RB Start	Power Drift (dB)	1 g Meas SAR (W/kg)	Meas. Power (dBm)	Max. tune-power (dBm)	Scaling Factor	1 g Scaled SAR (W/kg)	Meas. No.
Head															
Ant.1	State2&4&6	QPSK	Left Cheek	0	23230	782	1	Mid	-0.12	0.195	22.76	24.50	1.493	0.291	/
	State2&4&6		Left Tilt	0	23230	782	1	Mid	-0.10	0.162	22.76	24.50	1.493	0.242	/
	State2&4&6		Right Cheek	0	23230	782	1	Mid	0.02	0.291	22.76	24.50	1.493	0.434	33#
	State2&4&6		Right Tilt	0	23230	782	1	Mid	0.05	0.237	22.76	24.50	1.493	0.354	/
	State2&4&6		Left Cheek	0	23230	782	25	High	-0.09	0.159	21.76	23.50	1.493	0.237	/
	State2&4&6		Left Tilt	0	23230	782	25	High	-0.07	0.132	21.76	23.50	1.493	0.197	/
	State2&4&6		Right Cheek	0	23230	782	25	High	0.03	0.228	21.76	23.50	1.493	0.340	/
	State2&4&6		Right Tilt	0	23230	782	25	High	0.01	0.191	21.76	23.50	1.493	0.285	/
Ant.0	State2&4&6	QPSK	Left Cheek	0	23230	782	1	Mid	-0.02	0.102	23.42	24.50	1.282	0.131	/
	State2&4&6		Left Tilt	0	23230	782	1	Mid	0.13	0.065	23.42	24.50	1.282	0.083	/
	State2&4&6		Right Cheek	0	23230	782	1	Mid	0.09	0.090	23.42	24.50	1.282	0.115	/
	State2&4&6		Right Tilt	0	23230	782	1	Mid	0.06	0.056	23.42	24.50	1.282	0.072	/
	State2&4&6		Left Cheek	0	23230	782	25	High	0.03	0.085	22.37	23.50	1.297	0.110	/
	State2&4&6		Left Tilt	0	23230	782	25	High	0.14	0.053	22.37	23.50	1.297	0.069	/
	State2&4&6		Right Cheek	0	23230	782	25	High	-0.07	0.086	22.37	23.50	1.297	0.112	/
	State2&4&6		Right Tilt	0	23230	782	25	High	-0.08	0.053	22.37	23.50	1.297	0.069	/
Body-worn															
Ant.1	State1&3&5	QPSK	Front Side	15	23230	782	1	Mid	-0.02	0.069	22.76	24.50	1.493	0.103	/
	State1&3&5		Back Side	15	23230	782	1	Mid	0.01	0.141	22.76	24.50	1.493	0.211	34#
	State1&3&5		Front Side	15	23230	782	25	High	-0.01	0.069	21.76	23.50	1.493	0.103	/
	State1&3&5		Back Side	15	23230	782	25	High	-0.12	0.113	21.76	23.50	1.493	0.169	/
Ant.0	State1&3&5	QPSK	Front Side	15	23230	782	1	Mid	-0.06	0.100	23.42	24.50	1.282	0.128	/
	State1&3&5		Back Side	15	23230	782	1	Mid	-0.03	0.105	23.42	24.50	1.282	0.135	/
	State1&3&5		Front Side	15	23230	782	25	High	0.01	0.080	22.37	23.50	1.297	0.104	/
	State1&3&5		Back Side	15	23230	782	25	High	0.09	0.081	22.37	23.50	1.297	0.105	/
Hotspot															
Ant.1	State3&5	QPSK	Front Side	10	23230	782	1	Mid	0.00	0.103	22.76	24.50	1.493	0.154	/
	State3&5		Back Side	10	23230	782	1	Mid	0.00	0.213	22.76	24.50	1.493	0.318	35#
	State3&5		Right Edge	10	23230	782	1	Mid	-0.05	0.061	22.76	24.50	1.493	0.091	/
	State3&5		Top Edge	10	23230	782	1	Mid	-0.03	0.112	22.76	24.50	1.493	0.167	/
	State3&5		Front Side	10	23230	782	25	High	-0.07	0.084	21.76	23.50	1.493	0.125	/
	State3&5		Back Side	10	23230	782	25	High	0.13	0.165	21.76	23.50	1.493	0.246	/
	State3&5		Right Edge	10	23230	782	25	High	0.12	0.000	21.76	23.50	1.493	0.000	/
	State3&5		Top Edge	10	23230	782	25	High	-0.10	0.112	21.76	23.50	1.493	0.167	/
Ant.0	State3&5	QPSK	Front Side	10	23230	782	1	Mid	-0.13	0.100	23.42	24.50	1.282	0.128	/
	State3&5		Back Side	10	23230	782	1	Mid	-0.06	0.151	23.42	24.50	1.282	0.194	/

State3&5	Left Edge	10	23230	782	1	Mid	-0.03	0.000	23.42	24.50	1.282	0.000	/
State3&5	Right Edge	10	23230	782	1	Mid	-0.04	0.083	23.42	24.50	1.282	0.106	/
State3&5	Bottom Edge	10	23230	782	1	Mid	0.03	0.061	23.42	24.50	1.282	0.078	/
State3&5	Front Side	10	23230	782	25	High	-0.11	0.077	22.37	23.50	1.297	0.100	/
State3&5	Back Side	10	23230	782	25	High	-0.02	0.121	22.37	23.50	1.297	0.157	/
State3&5	Left Edge	10	23230	782	25	High	-0.08	0.000	22.37	23.50	1.297	0.000	/
State3&5	Right Edge	10	23230	782	25	High	0.11	0.073	22.37	23.50	1.297	0.095	/
State3&5	Bottom Edge	10	23230	782	25	High	-0.01	0.048	22.37	23.50	1.297	0.062	/

Note: Refer to ANNEX C for the detailed test data for each test configuration.

10.13 LTE Band 17 (10MHz Bandwidth)

Antenna	Power Reduction	Mode	Position	Dist. (mm)	Ch.	Freq. (MHz)	RB Num.	RB Start	Power Drift (dB)	1 g Meas SAR (W/kg)	Meas. Power (dBm)	Max. tune-power (dBm)	Scaling Factor	1 g Scaled SAR (W/kg)	Meas. No.
Head															
Ant.1	State2&4&6	QPSK	Left Cheek	0	23780	709	1	Mid	-0.05	0.186	22.74	24.50	1.500	0.279	/
	State2&4&6		Left Tilt	0	23780	709	1	Mid	0.00	0.163	22.74	24.50	1.500	0.245	/
	State2&4&6		Right Cheek	0	23780	709	1	Mid	0.01	0.285	22.74	24.50	1.500	0.428	36#
	State2&4&6		Right Tilt	0	23780	709	1	Mid	0.05	0.265	22.74	24.50	1.500	0.398	/
	State2&4&6		Left Cheek	0	23780	709	25	High	0.09	0.147	21.74	23.50	1.500	0.221	/
	State2&4&6		Left Tilt	0	23780	709	25	High	0.05	0.129	21.74	23.50	1.500	0.194	/
	State2&4&6		Right Cheek	0	23780	709	25	High	-0.13	0.227	21.74	23.50	1.500	0.341	/
	State2&4&6		Right Tilt	0	23780	709	25	High	-0.01	0.212	21.74	23.50	1.500	0.318	/
Ant.0	State2&4&6	QPSK	Left Cheek	0	23780	709	1	Mid	0.12	0.066	23.31	24.50	1.315	0.087	/
	State2&4&6		Left Tilt	0	23780	709	1	Mid	0.12	0.032	23.31	24.50	1.315	0.042	/
	State2&4&6		Right Cheek	0	23780	709	1	Mid	-0.14	0.058	23.31	24.50	1.315	0.076	/
	State2&4&6		Right Tilt	0	23780	709	1	Mid	0.10	0.026	23.31	24.50	1.315	0.034	/
	State2&4&6		Left Cheek	0	23780	709	25	Mid	0.10	0.053	22.35	23.50	1.303	0.069	/
	State2&4&6		Left Tilt	0	23780	709	25	Mid	0.04	0.023	22.35	23.50	1.303	0.030	/
	State2&4&6		Right Cheek	0	23780	709	25	Mid	-0.11	0.048	22.35	23.50	1.303	0.063	/
	State2&4&6		Right Tilt	0	23780	709	25	Mid	0.07	0.018	22.35	23.50	1.303	0.023	/
Body-worn															
Ant.1	State1&3&5	QPSK	Front Side	15	23780	709	1	Mid	0.04	0.087	22.74	24.50	1.500	0.131	/
	State1&3&5		Back Side	15	23780	709	1	Mid	0.02	0.147	22.74	24.50	1.500	0.221	37#
	State1&3&5		Front Side	15	23780	709	25	High	0.00	0.071	21.74	23.50	1.500	0.107	/
	State1&3&5		Back Side	15	23780	709	25	High	0.09	0.114	21.74	23.50	1.500	0.171	/
Ant.0	State1&3&5	QPSK	Front Side	15	23780	709	1	Mid	-0.07	0.089	23.31	24.50	1.315	0.117	/
	State1&3&5		Back Side	15	23780	709	1	Mid	-0.07	0.097	23.31	24.50	1.315	0.128	/
	State1&3&5		Front Side	15	23780	709	25	Mid	0.08	0.068	22.35	23.50	1.303	0.089	/
	State1&3&5		Back Side	15	23780	709	25	Mid	-0.03	0.080	22.35	23.50	1.303	0.104	/
Hotspot															
Ant.1	State3&5	QPSK	Front Side	10	23780	709	1	Mid	-0.04	0.105	22.74	24.50	1.500	0.158	/
	State3&5		Back Side	10	23780	709	1	Mid	-0.02	0.227	22.74	24.50	1.500	0.341	38#
	State3&5		Right Edge	10	23780	709	1	Mid	-0.14	0.065	22.74	24.50	1.500	0.098	/
	State3&5		Top Edge	10	23780	709	1	Mid	-0.14	0.135	22.74	24.50	1.500	0.203	/
	State3&5		Front Side	10	23780	709	25	High	-0.08	0.082	21.74	23.50	1.500	0.123	/
	State3&5		Back Side	10	23780	709	25	High	0.04	0.168	21.74	23.50	1.500	0.252	/
	State3&5		Right Edge	10	23780	709	25	High	0.05	0.000	21.74	23.50	1.500	0.000	/
	State3&5		Top Edge	10	23780	709	25	High	0.14	0.095	21.74	23.50	1.500	0.143	/
Ant.0	State3&5	QPSK	Front Side	10	23780	709	1	Mid	0.00	0.084	23.31	24.50	1.315	0.110	/
	State3&5		Back Side	10	23780	709	1	Mid	-0.01	0.121	23.31	24.50	1.315	0.159	/

State3&5		Left Edge	10	23780	709	1	Mid	0.07	0.054	23.31	24.50	1.315	0.071	/
State3&5		Right Edge	10	23780	709	1	Mid	0.11	0.085	23.31	24.50	1.315	0.112	/
State3&5		Bottom Edge	10	23780	709	1	Mid	-0.09	0.062	23.31	24.50	1.315	0.082	/
State3&5		Front Side	10	23780	709	25	Mid	-0.14	0.066	22.35	23.50	1.303	0.086	/
State3&5		Back Side	10	23780	709	25	Mid	0.04	0.102	22.35	23.50	1.303	0.133	/
State3&5		Left Edge	10	23780	709	25	Mid	0.10	0.046	22.35	23.50	1.303	0.060	/
State3&5		Right Edge	10	23780	709	25	Mid	0.07	0.053	22.35	23.50	1.303	0.069	/
State3&5		Bottom Edge	10	23780	709	25	Mid	0.01	0.047	22.35	23.50	1.303	0.061	/
Note: Refer to ANNEX C for the detailed test data for each test configuration.														

10.14 LTE Band 26 (15MHz Bandwidth)

Antenna	Power Reduction	Mode	Position	Dist. (mm)	Ch.	Freq. (MHz)	RB Num.	RB Start	Power Drift (dB)	1 g Meas SAR (W/kg)	Meas. Power (dBm)	Max. tune-power (dBm)	Scaling Factor	1 g Scaled SAR (W/kg)	Meas. No.
Head															
Ant.1	State2&4&6	QPSK	Left Cheek	0	26865	831.5	1	Mid	-0.05	0.221	22.69	24.50	1.517	0.335	/
	State2&4&6		Left Tilt	0	26865	831.5	1	Mid	-0.02	0.169	22.69	24.50	1.517	0.256	/
	State2&4&6		Right Cheek	0	26865	831.5	1	Mid	-0.03	0.309	22.69	24.50	1.517	0.469	39#
	State2&4&6		Right Tilt	0	26865	831.5	1	Mid	-0.02	0.242	22.69	24.50	1.517	0.367	/
	State2&4&6		Left Cheek	0	26765	821.5	36	Mid	0.06	0.186	21.81	23.50	1.476	0.275	/
	State2&4&6		Left Tilt	0	26765	821.5	36	Mid	-0.02	0.149	21.81	23.50	1.476	0.220	/
	State2&4&6		Right Cheek	0	26765	821.5	36	Mid	0.07	0.258	21.81	23.50	1.476	0.381	/
	State2&4&6		Right Tilt	0	26765	821.5	36	Mid	0.11	0.202	21.81	23.50	1.476	0.298	/
Ant.0	State2&4&6	QPSK	Left Cheek	0	26865	831.5	1	Mid	-0.03	0.130	23.29	24.50	1.321	0.172	/
	State2&4&6		Left Tilt	0	26865	831.5	1	Mid	0.10	0.072	23.29	24.50	1.321	0.095	/
	State2&4&6		Right Cheek	0	26865	831.5	1	Mid	-0.13	0.108	23.29	24.50	1.321	0.143	/
	State2&4&6		Right Tilt	0	26865	831.5	1	Mid	0.07	0.066	23.29	24.50	1.321	0.087	/
	State2&4&6		Left Cheek	0	26765	821.5	36	High	0.00	0.114	22.37	23.50	1.297	0.148	/
	State2&4&6		Left Tilt	0	26765	821.5	36	High	0.10	0.063	22.37	23.50	1.297	0.082	/
	State2&4&6		Right Cheek	0	26765	821.5	36	High	-0.05	0.100	22.37	23.50	1.297	0.130	/
	State2&4&6		Right Tilt	0	26765	821.5	36	High	0.02	0.050	22.37	23.50	1.297	0.065	/
Body-worn															
Ant.1	State1&3&5	QPSK	Front Side	15	26865	831.5	1	Mid	-0.12	0.047	22.69	24.50	1.517	0.071	/
	State1&3&5		Back Side	15	26865	831.5	1	Mid	0.03	0.081	22.69	24.50	1.517	0.123	/
	State1&3&5		Front Side	15	26765	821.5	36	Mid	-0.12	0.039	21.81	23.50	1.476	0.058	/
	State1&3&5		Back Side	15	26765	821.5	36	Mid	-0.03	0.068	21.81	23.50	1.476	0.100	/
Ant.0	State1&3&5	QPSK	Front Side	15	26865	831.5	1	Mid	0.11	0.109	23.29	24.50	1.321	0.144	/
	State1&3&5		Back Side	15	26865	831.5	1	Mid	-0.01	0.110	23.29	24.50	1.321	0.145	40#
	State1&3&5		Front Side	15	26765	821.5	36	High	-0.01	0.091	22.37	23.50	1.297	0.118	/
	State1&3&5		Back Side	15	26765	821.5	36	High	-0.08	0.095	22.37	23.50	1.297	0.123	/
Hotspot															
Ant.1	State3&5	QPSK	Front Side	10	26865	831.5	1	Mid	-0.07	0.064	22.69	24.50	1.517	0.097	/
	State3&5		Back Side	10	26865	831.5	1	Mid	0.12	0.110	22.69	24.50	1.517	0.167	/
	State3&5		Right Edge	10	26865	831.5	1	Mid	-0.03	0.041	22.69	24.50	1.517	0.062	/
	State3&5		Top Edge	10	26865	831.5	1	Mid	0.01	0.081	22.69	24.50	1.517	0.123	/
	State3&5		Front Side	10	26765	821.5	36	Mid	-0.11	0.055	21.81	23.50	1.476	0.081	/
	State3&5		Back Side	10	26765	821.5	36	Mid	0.10	0.107	21.81	23.50	1.476	0.158	/
	State3&5		Right Edge	10	26765	821.5	36	Mid	-0.01	0.036	21.81	23.50	1.476	0.053	/
	State3&5		Top Edge	10	26765	821.5	36	Mid	-0.07	0.078	21.81	23.50	1.476	0.115	/
Ant.0	State3&5	QPSK	Front Side	10	26865	831.5	1	Mid	-0.06	0.083	23.29	24.50	1.321	0.110	/
	State3&5		Back Side	10	26865	831.5	1	Mid	0.02	0.130	23.29	24.50	1.321	0.172	41#

State3&5	Left Edge	10	26865	831.5	1	Mid	0.03	0.000	23.29	24.50	1.321	0.000	/
State3&5	Right Edge	10	26865	831.5	1	Mid	-0.02	0.129	23.29	24.50	1.321	0.170	/
State3&5	Bottom Edge	10	26865	831.5	1	Mid	-0.03	0.074	23.29	24.50	1.321	0.098	/
State3&5	Front Side	10	26765	821.5	36	High	0.06	0.075	22.37	23.50	1.297	0.097	/
State3&5	Back Side	10	26765	821.5	36	High	-0.02	0.118	22.37	23.50	1.297	0.153	/
State3&5	Left Edge	10	26765	821.5	36	High	0.05	0.000	22.37	23.50	1.297	0.000	/
State3&5	Right Edge	10	26765	821.5	36	High	0.11	0.102	22.37	23.50	1.297	0.132	/
State3&5	Bottom Edge	10	26765	821.5	36	High	-0.07	0.063	22.37	23.50	1.297	0.082	/

Note: Refer to ANNEX C for the detailed test data for each test configuration.

10.15 LTE Band 66 (20MHz Bandwidth)

Antenna	Power Reduction	Mode	Position	Dist. (mm)	Ch.	Freq. (MHz)	RB Num.	RB Start	Power Drift (dB)	1 g Meas SAR (W/kg)	Meas. Power (dBm)	Max. tune-power (dBm)	Scaling Factor	1 g Scaled SAR (W/kg)	Meas. No.		
Head																	
Ant.1	State2&4&6	QPSK	Left Cheek	0	132572	1770	1	High	-0.04	0.266	21.29	22.00	1.178	0.313	/		
	State2&4&6		Left Tilt	0	132572	1770	1	High	0.01	0.347	21.29	22.00	1.178	0.409	/		
	State2&4&6		Right Cheek	0	132572	1770	1	High	-0.04	0.420	21.29	22.00	1.178	0.495	/		
	State2&4&6		Right Tilt	0	132572	1770	1	High	0.04	0.522	21.29	22.00	1.178	0.615	42#		
	State2&4&6		Left Cheek	0	132072	1720	50	High	0.05	0.330	21.26	22.00	1.186	0.391	/		
	State2&4&6		Left Tilt	0	132072	1720	50	High	0.04	0.379	21.26	22.00	1.186	0.449	/		
	State2&4&6		Right Cheek	0	132072	1720	50	High	0.00	0.375	21.26	22.00	1.186	0.445	/		
	State2&4&6		Right Tilt	0	132072	1720	50	High	0.12	0.416	21.26	22.00	1.186	0.493	/		
Ant.4	State2&4&6	QPSK	Left Cheek	0	132572	1770	1	High	0.00	0.165	17.45	18.60	1.303	0.215	/		
	State2&4&6		Left Tilt	0	132572	1770	1	High	-0.07	0.037	17.45	18.60	1.303	0.048	/		
	State2&4&6		Right Cheek	0	132572	1770	1	High	-0.01	0.446	17.45	18.60	1.303	0.581	/		
	State2&4&6		Right Tilt	0	132572	1770	1	High	-0.11	0.050	17.45	18.60	1.303	0.065	/		
	State2&4&6		Left Cheek	0	132322	1745	50	High	0.07	0.165	17.44	18.60	1.306	0.215	/		
	State2&4&6		Left Tilt	0	132322	1745	50	High	-0.02	0.036	17.44	18.60	1.306	0.047	/		
	State2&4&6		Right Cheek	0	132322	1745	50	High	-0.12	0.395	17.44	18.60	1.306	0.516	/		
	State2&4&6		Right Tilt	0	132322	1745	50	High	-0.07	0.046	17.44	18.60	1.306	0.060	/		
Ant.0	State2&4&6	QPSK	Right Cheek	0	132572	1770	1	High	-0.04	0.266	21.29	22.00	1.178	0.313	/		
	State2&4&6		Left Cheek	0	132322	1745	1	High	0.03	0.069	23.14	24.00	1.219	0.084	/		
	State2&4&6		Left Tilt	0	132322	1745	1	High	0.13	0.047	23.14	24.00	1.219	0.057	/		
	State2&4&6		Right Cheek	0	132322	1745	1	High	0.00	0.104	23.14	24.00	1.219	0.127	/		
	State2&4&6		Right Tilt	0	132322	1745	1	High	-0.11	0.046	23.14	24.00	1.219	0.056	/		
	State2&4&6		Left Cheek	0	132572	1770	50	Mid	0.03	0.056	22.12	23.00	1.225	0.069	/		
	State2&4&6		Left Tilt	0	132572	1770	50	Mid	-0.14	0.039	22.12	23.00	1.225	0.048	/		
	State2&4&6		Right Cheek	0	132572	1770	50	Mid	0.06	0.073	22.12	23.00	1.225	0.089	/		
Ant.0	State2&4&6	QPSK	Right Tilt	0	132572	1770	50	Mid	-0.04	0.037	22.12	23.00	1.225	0.045	/		
	State1&3&5		QPSK	Front Side	15	132572	1770	1	High	0.10	0.094	22.75	23.60	1.216	0.114	/	
	State1&3&5			Back Side	15	132572	1770	1	High	0.07	0.177	22.75	23.60	1.216	0.215	/	
	State1&3&5			Front Side	15	132572	1770	50	Mid	0.08	0.082	22.20	23.00	1.202	0.099	/	
	State1&3&5			Back Side	15	132572	1770	50	Mid	0.03	0.144	22.20	23.00	1.202	0.173	/	
	Ant.0		State1&3&5	QPSK	Front Side	15	132572	1770	1	High	-0.03	0.131	20.86	22.00	1.300	0.170	/
			State1&3&5		Back Side	15	132572	1770	1	High	0.02	0.170	20.86	22.00	1.300	0.221	43#
			State1&3&5		Front Side	15	132572	1770	50	Mid	0.04	0.131	20.85	22.00	1.303	0.171	/
State1&3&5		Back Side	15		132572	1770	50	Mid	-0.05	0.169	20.85	22.00	1.303	0.220	/		
Ant.4	State1&3&5	QPSK	Front Side	15	132572	1770	1	High	0.04	0.083	22.03	22.50	1.114	0.092	/		
	State1&3&5		Back Side	15	132572	1770	1	High	-0.12	0.112	22.03	22.50	1.114	0.125	/		
Body-worn																	

	State1&3&5		Front Side	15	132072	1720	50	Low	0.10	0.068	21.05	21.50	1.109	0.075	/
	State1&3&5		Back Side	15	132072	1720	50	Low	0.08	0.096	21.05	21.50	1.109	0.106	/
Ant.4	State1&3&5	QPSK	Front Side	15	132572	1770	1	High	0.04	0.083	22.03	22.80	1.194	0.099	/
	State1&3&5		Back Side	15	132572	1770	1	High	-0.12	0.112	22.03	22.80	1.194	0.134	/
	State1&3&5		Front Side	15	132072	1720	50	Low	0.10	0.068	21.05	21.80	1.189	0.081	/
	State1&3&5		Back Side	15	132072	1720	50	Low	0.08	0.096	21.05	21.80	1.189	0.114	/
Hotspot															
Ant.1	State3&5	QPSK	Front Side	10	132572	1770	1	High	0.04	0.127	22.75	23.60	1.216	0.154	/
	State3&5		Back Side	10	132572	1770	1	High	0.05	0.292	22.75	23.60	1.216	0.355	/
	State3&5		Right Edge	10	132572	1770	1	High	0.02	0.081	22.75	23.60	1.216	0.098	/
	State3&5		Top Edge	10	132572	1770	1	High	0.00	0.438	22.75	23.60	1.216	0.533	/
	State3&5		Front Side	10	132572	1770	50	Mid	-0.10	0.128	22.20	23.00	1.202	0.154	/
	State3&5		Back Side	10	132572	1770	50	Mid	-0.11	0.284	22.20	23.00	1.202	0.341	/
	State3&5		Right Edge	10	132572	1770	50	Mid	-0.07	0.080	22.20	23.00	1.202	0.096	/
Ant.0	State3&5	QPSK	Top Edge	10	132572	1770	50	Mid	0.04	0.414	22.20	23.00	1.202	0.498	/
	State3&5		Front Side	10	132572	1770	1	High	0.05	0.218	20.86	22.00	1.300	0.283	/
	State3&5		Back Side	10	132572	1770	1	High	-0.06	0.305	20.86	22.00	1.300	0.397	/
	State3&5		Left Edge	10	132572	1770	1	High	0.00	0.023	20.86	22.00	1.300	0.030	/
	State3&5		Right Edge	10	132572	1770	1	High	-0.07	0.084	20.86	22.00	1.300	0.109	/
	State3&5		Bottom Edge	10	132572	1770	1	High	-0.03	0.502	20.86	22.00	1.300	0.653	44#
	State3&5		Front Side	10	132572	1770	50	Mid	-0.02	0.221	20.85	22.00	1.303	0.288	/
	State3&5		Back Side	10	132572	1770	50	Mid	0.02	0.300	20.85	22.00	1.303	0.391	/
	State3&5		Left Edge	10	132572	1770	50	Mid	-0.13	0.029	20.85	22.00	1.303	0.038	/
	State3&5		Right Edge	10	132572	1770	50	Mid	-0.04	0.082	20.85	22.00	1.303	0.107	/
Ant.4	State3&5	QPSK	Bottom Edge	10	132572	1770	50	Mid	0.00	0.489	20.85	22.00	1.303	0.637	/
	State3&5		Front Side	10	132572	1770	1	High	-0.01	0.149	22.03	22.50	1.114	0.166	/
	State3&5		Back Side	10	132572	1770	1	High	-0.11	0.194	22.03	22.50	1.114	0.216	/
	State3&5		Right Edge	10	132572	1770	1	High	-0.08	0.314	22.03	22.50	1.114	0.350	/
	State3&5		Front Side	10	132072	1720	50	Low	-0.09	0.117	21.05	21.50	1.109	0.130	/
	State3&5		Back Side	10	132072	1720	50	Low	-0.10	0.156	21.05	21.50	1.109	0.173	/
Ant.4	State3&5	QPSK	Right Edge	10	132072	1720	50	Low	0.14	0.250	21.05	21.50	1.109	0.277	/
	State3&5		Front Side	10	132572	1770	1	High	-0.01	0.149	22.03	22.80	1.194	0.178	/
	State3&5		Back Side	10	132572	1770	1	High	-0.11	0.194	22.03	22.80	1.194	0.232	/
	State3&5		Right Edge	10	132572	1770	1	High	-0.08	0.314	22.03	22.80	1.194	0.375	/
	State3&5		Front Side	10	132072	1720	50	Low	-0.09	0.117	21.05	21.80	1.189	0.139	/
	State3&5		Back Side	10	132072	1720	50	Low	-0.10	0.156	21.05	21.80	1.189	0.185	/
	State3&5		Right Edge	10	132072	1720	50	Low	0.14	0.250	21.05	21.80	1.189	0.297	/
Note: Refer to ANNEX C for the detailed test data for each test configuration.															

10.16 LTE Band 38 (20MHz Bandwidth)

Antenna	Power Reduction	Mode	Position	Dist. (mm)	Ch.	Freq. (MHz)	RB Num.	RB Start	Power Drift (dB)	1 g Meas SAR (W/kg)	Meas. Power (dBm)	Max. tune-power (dBm)	Scaling Factor	1 g Scaled SAR (W/kg)	Meas. No.
Head															
Ant.1	State2&4&6	QPSK	Left Cheek	0	38150	2610	1	High	0.04	0.321	22.72	23.50	1.197	0.384	/
	State2&4&6		Left Tilt	0	38150	2610	1	High	0.10	0.396	22.72	23.50	1.197	0.474	/
	State2&4&6		Right Cheek	0	38150	2610	1	High	-0.07	0.824	22.72	23.50	1.197	0.986	/
	State2&4&6		Right Tilt	0	38150	2610	1	High	0.03	0.865	22.72	23.50	1.197	1.035	45#
	State2&4&6		Left Cheek	0	38000	2595	50	Mid	-0.02	0.294	22.06	23.00	1.242	0.365	/
	State2&4&6		Left Tilt	0	38000	2595	50	Mid	0.11	0.363	22.06	23.00	1.242	0.451	/
	State2&4&6		Right Cheek	0	38000	2595	50	Mid	0.08	0.768	22.06	23.00	1.242	0.954	/
	State2&4&6		Right Tilt	0	38000	2595	50	Mid	0.14	0.800	22.06	23.00	1.242	0.994	/
	State2&4&6		Right Cheek	0	37850	2580	1	Mid	-0.06	0.775	22.61	23.50	1.227	0.951	/
	State2&4&6		Right Cheek	0	38000	2595	1	Mid	-0.06	0.798	22.67	23.50	1.211	0.966	/
	State2&4&6		Right Cheek	0	37850	2580	50	Mid	-0.13	0.724	22.05	23.00	1.245	0.901	/
	State2&4&6		Right Cheek	0	38150	2610	50	Low	-0.07	0.732	22.02	23.00	1.253	0.917	/
	State2&4&6		Right Cheek	0	38150	2610	100	Low	-0.04	0.730	22.05	23.00	1.245	0.909	/
	State2&4&6		Right Tilt	0	37850	2580	1	Mid	-0.07	0.828	22.61	23.50	1.227	1.016	/
	State2&4&6		Right Tilt	0	38000	2595	1	Mid	0.01	0.854	22.67	23.50	1.211	1.034	/
	State2&4&6		Right Tilt	0	37850	2580	50	Mid	-0.02	0.778	22.05	23.00	1.245	0.969	/
	State2&4&6		Right Tilt	0	38150	2610	50	Low	0.01	0.785	22.02	23.00	1.253	0.984	/
	State2&4&6		Right Tilt	0	38150	2610	100	Low	-0.09	0.782	22.05	23.00	1.245	0.974	/
Ant.4	State2&4&6	QPSK	Left Cheek	0	38150	2610	1	Mid	-0.05	0.301	20.54	22.00	1.400	0.421	/
	State2&4&6		Left Tilt	0	38150	2610	1	Mid	0.12	0.090	20.54	22.00	1.400	0.126	/
	State2&4&6		Right Cheek	0	38150	2610	1	Mid	0.01	0.478	20.54	22.00	1.400	0.669	/
	State2&4&6		Right Tilt	0	38150	2610	1	Mid	-0.14	0.112	20.54	22.00	1.400	0.157	/
	State2&4&6		Left Cheek	0	38150	2610	50	Low	0.04	0.372	19.99	21.00	1.262	0.469	/
	State2&4&6		Left Tilt	0	38150	2610	50	Low	0.09	0.100	19.99	21.00	1.262	0.126	/
	State2&4&6		Right Cheek	0	38150	2610	50	Low	-0.14	0.398	19.99	21.00	1.262	0.502	/
	State2&4&6		Right Tilt	0	38150	2610	50	Low	0.02	0.119	19.99	21.00	1.262	0.150	/
Ant.0	State2&4&6	QPSK	Left Cheek	0	37850	2580	1	Mid	-0.06	0.119	23.11	24.00	1.227	0.146	/
	State2&4&6		Left Tilt	0	37850	2580	1	Mid	0.04	0.049	23.11	24.00	1.227	0.060	/
	State2&4&6		Right Cheek	0	37850	2580	1	Mid	0.08	0.051	23.11	24.00	1.227	0.063	/
	State2&4&6		Right Tilt	0	37850	2580	1	Mid	-0.12	0.023	23.11	24.00	1.227	0.028	/
	State2&4&6		Left Cheek	0	37850	2580	50	High	-0.08	0.094	22.13	23.00	1.222	0.115	/
	State2&4&6		Left Tilt	0	37850	2580	50	High	-0.05	0.042	22.13	23.00	1.222	0.051	/
	State2&4&6		Right Cheek	0	37850	2580	50	High	-0.05	0.035	22.13	23.00	1.222	0.043	/
	State2&4&6		Right Tilt	0	37850	2580	50	High	0.10	0.018	22.13	23.00	1.222	0.022	/
Body-worn															
Ant.1	State1&3&5	QPSK	Front Side	15	38150	2610	1	Low	-0.02	0.055	20.42	21.20	1.197	0.066	/

	State1&3&5		Back Side	15	38150	2610	1	Low	0.02	0.300	20.42	21.20	1.197	0.359	46#
	State1&3&5		Front Side	15	38150	2610	50	Mid	0.08	0.053	20.45	21.20	1.189	0.063	/
	State1&3&5		Back Side	15	38150	2610	50	Mid	-0.05	0.293	20.45	21.20	1.189	0.348	/
Ant.4	State1&3&5	QPSK	Front Side	15	38150	2610	1	Mid	-0.01	0.047	20.54	22.00	1.400	0.066	/
	State1&3&5		Back Side	15	38150	2610	1	Mid	0.01	0.055	20.54	22.00	1.400	0.077	/
	State1&3&5		Front Side	15	38150	2610	50	Low	-0.11	0.034	19.99	21.00	1.262	0.043	/
	State1&3&5		Back Side	15	38150	2610	50	Low	0.07	0.044	19.99	21.00	1.262	0.056	/
Ant.0	State1&3&5	QPSK	Front Side	15	37850	2580	1	Mid	-0.10	0.122	23.11	24.00	1.227	0.150	/
	State1&3&5		Back Side	15	37850	2580	1	Mid	-0.06	0.125	23.11	24.00	1.227	0.153	/
	State1&3&5		Front Side	15	37850	2580	50	High	-0.11	0.095	22.13	23.00	1.222	0.116	/
	State1&3&5		Back Side	15	37850	2580	50	High	-0.13	0.097	22.13	23.00	1.222	0.119	/
Hotspot															
Ant.1	State3&5	QPSK	Front Side	10	38150	2610	1	Low	0.09	0.091	20.42	21.20	1.197	0.109	/
	State3&5		Back Side	10	38150	2610	1	Low	-0.01	0.634	20.42	21.20	1.197	0.759	47#
	State3&5		Right Edge	10	38150	2610	1	Low	0.03	0.169	20.42	21.20	1.197	0.202	/
	State3&5		Top Edge	10	38150	2610	1	Low	-0.09	0.329	20.42	21.20	1.197	0.394	/
	State3&5		Front Side	10	38150	2610	50	Mid	-0.02	0.093	20.45	21.20	1.189	0.111	/
	State3&5		Back Side	10	38150	2610	50	Mid	-0.01	0.637	20.45	21.20	1.189	0.757	/
	State3&5		Right Edge	10	38150	2610	50	Mid	0.14	0.174	20.45	21.20	1.189	0.207	/
	State3&5		Top Edge	10	38150	2610	50	Mid	0.01	0.315	20.45	21.20	1.189	0.375	/
Ant.4	State3&5	QPSK	Front Side	10	38150	2610	1	Mid	-0.11	0.083	20.54	22.00	1.400	0.116	/
	State3&5		Back Side	10	38150	2610	1	Mid	-0.14	0.105	20.54	22.00	1.400	0.147	/
	State3&5		Right Edge	10	38150	2610	1	Mid	0.01	0.156	20.54	22.00	1.400	0.218	/
	State3&5		Front Side	10	38150	2610	50	Low	-0.07	0.051	19.99	21.00	1.262	0.064	/
	State3&5		Back Side	10	38150	2610	50	Low	0.03	0.088	19.99	21.00	1.262	0.111	/
	State3&5		Right Edge	10	38150	2610	50	Low	0.03	0.129	19.99	21.00	1.262	0.163	/
Ant.0	State3&5	QPSK	Front Side	10	37850	2580	1	Mid	0.11	0.266	23.11	24.00	1.227	0.326	/
	State3&5		Back Side	10	37850	2580	1	Mid	-0.14	0.275	23.11	24.00	1.227	0.337	/
	State3&5		Left Edge	10	37850	2580	1	Mid	-0.11	0.102	23.11	24.00	1.227	0.125	/
	State3&5		Right Edge	10	37850	2580	1	Mid	0.08	0.095	23.11	24.00	1.227	0.117	/
	State3&5		Bottom Edge	10	37850	2580	1	Mid	-0.02	0.577	23.11	24.00	1.227	0.708	/
	State3&5		Front Side	10	37850	2580	50	High	0.01	0.213	22.13	23.00	1.222	0.260	/
	State3&5		Back Side	10	37850	2580	50	High	-0.11	0.226	22.13	23.00	1.222	0.276	/
	State3&5		Left Edge	10	37850	2580	50	High	-0.14	0.082	22.13	23.00	1.222	0.100	/
	State3&5		Right Edge	10	37850	2580	50	High	-0.07	0.075	22.13	23.00	1.222	0.092	/
	State3&5		Bottom Edge	10	37850	2580	50	High	0.13	0.462	22.13	23.00	1.222	0.565	/
Note: Refer to ANNEX C for the detailed test data for each test configuration.															

Antenna	Power Reduction	Mode	Position	Dist. (mm)	Ch.	Freq. (MHz)	RB Num.	RB Start	Power Drift (dB)	10 g Meas SAR (W/kg)	Meas. Power (dBm)	Max. tune-power (dBm)	Scaling Factor	10 g Scaled SAR (W/kg)	Meas. No.
Specific															
Ant.1	State1&3&5	QPSK	Back Side	0	38150	2610	1	Low	-0.03	1.130	20.42	21.20	1.197	1.353	48#
	State1&3&5		Back Side	0	38150	2610	50	Mid	0.01	1.120	20.45	21.20	1.189	1.332	/
Note: Refer to ANNEX C for the detailed test data for each test configuration.															

10.17 LTE Band 38 Worse case for CA Test

Antenna	Power Reduction	Mode	Position	Dist. (mm)	Ch.	Freq. (MHz)	RB Num.	RB Start	Power Drift (dB)	1 g Meas SAR (W/kg)	Meas. Power (dBm)	Max. tune-power (dBm)	Scaling Factor	1 g Scaled SAR (W/kg)	Meas. No.
Head-CA															
Ant.1	State2&4&6	QPSK	Right Tilt	0	38150 +37952	2610 +2590.2	1+1	Low +High	-0.01	0.802	22.47	23.50	1.268	1.017	/
Body-worn-CA															
Ant.1	State1&3&5	QPSK	Back Side	15	38150 +37952	2610 +2590.2	1+1	Low +High	0.09	0.273	20.21	21.20	1.256	0.343	/
Hotspot-CA															
Ant.1	State3&5	QPSK	Back Side	10	38150 +37952	2610 +2590.2	1+1	Low +High	-0.12	0.576	20.21	21.20	1.256	0.723	/
Note: Refer to ANNEX C for the detailed test data for each test configuration.															

Antenna	Power Reduction	Mode	Position	Dist. (mm)	Ch.	Freq. (MHz)	RB Num.	RB Start	Power Drift (dB)	10 g Meas SAR (W/kg)	Meas. Power (dBm)	Max. tune-power (dBm)	Scaling Factor	10 g Scaled SAR (W/kg)	Meas. No.
Specific-CA															
Ant.1	State1&3&5	QPSK	Back Side	0	38150 +37952	2610 +2590.2	1+1	Low +High	-0.01	1.060	20.21	21.20	1.256	1.331	/
Note: Refer to ANNEX C for the detailed test data for each test configuration.															

10.18 LTE Band 41 (20MHz Bandwidth)

Antenna	Power Reduction	Mode	Position	Dist. (mm)	Ch.	Freq. (MHz)	RB Num.	RB Start	Power Drift (dB)	1 g Meas SAR (W/kg)	Meas. Power (dBm)	Max. tune-power (dBm)	Scaling Factor	1 g Scaled SAR (W/kg)	Meas. No.		
Head																	
Ant. 1	State2&4&6	QPSK	Left Cheek	0	41490	2680	1	High	0.14	0.333	22.85	23.20	1.084	0.361	/		
	State2&4&6		Left Tilt	0	41490	2680	1	High	-0.01	0.412	22.85	23.20	1.084	0.447	/		
	State2&4&6		Right Cheek	0	41490	2680	1	High	0.10	0.924	22.85	23.20	1.084	1.002	/		
	State2&4&6		Right Tilt	0	41490	2680	1	High	-0.13	0.936	22.85	23.20	1.084	1.015	/		
	State2&4&6		Left Cheek	0	40620	2593	50	Mid	-0.07	0.273	21.81	22.20	1.094	0.299	/		
	State2&4&6		Left Tilt	0	40620	2593	50	Mid	0.02	0.334	21.81	22.20	1.094	0.365	/		
	State2&4&6		Right Cheek	0	40620	2593	50	Mid	0.14	0.737	21.81	22.20	1.094	0.806	/		
	State2&4&6		Right Tilt	0	40620	2593	50	Mid	0.13	0.741	21.81	22.20	1.094	0.811	/		
	State2&4&6		Right Cheek	0	39750	2506	1	High	-0.07	0.789	22.40	23.20	1.202	0.948	/		
	State2&4&6		Right Cheek	0	40185	2549.5	1	High	-0.04	0.951	22.65	23.20	1.135	1.079	/		
	State2&4&6		Right Cheek	0	40620	2593	1	High	0.05	0.856	22.81	23.20	1.094	0.936	/		
	State2&4&6		Right Cheek	0	41055	2636.5	1	High	0.01	0.799	22.82	23.20	1.091	0.872	/		
	State2&4&6		Right Cheek	0	39750	2506	50	High	0.03	0.676	21.46	22.20	1.186	0.802	/		
	State2&4&6		Right Cheek	0	40185	2549.5	50	Mid	-0.14	0.721	21.49	22.20	1.178	0.849	/		
	State2&4&6		Right Cheek	0	41055	2636.5	50	Mid	0.14	0.690	21.75	22.20	1.109	0.765	/		
	State2&4&6		Right Cheek	0	41490	2680	50	Mid	-0.12	0.606	21.78	22.20	1.102	0.668	/		
	State2&4&6		Right Cheek	0	41490	2680	100	Low	0.05	0.715	21.80	22.20	1.096	0.784	/		
	State2&4&6		Right Tilt	0	39750	2506	1	High	-0.06	0.856	22.40	23.20	1.202	1.029	/		
	State2&4&6		Right Tilt	0	40185	2549.5	1	High	0.05	0.980	22.65	23.20	1.135	1.112	/		
	State2&4&6		Right Tilt	0	40620	2593	1	High	-0.07	0.931	22.81	23.20	1.094	1.019	/		
	State2&4&6		Right Tilt	0	41055	2636.5	1	High	0.06	0.847	22.82	23.20	1.091	0.924	/		
	State2&4&6		Right Tilt	0	39750	2506	50	High	0.12	0.727	21.46	22.20	1.186	0.862	/		
	State2&4&6		Right Tilt	0	40185	2549.5	50	Mid	-0.10	0.778	21.49	22.20	1.178	0.916	/		
	State2&4&6		Right Tilt	0	41055	2636.5	50	Mid	0.14	0.738	21.75	22.20	1.109	0.818	/		
	State2&4&6		Right Tilt	0	41490	2680	50	Mid	-0.05	0.644	21.78	22.20	1.102	0.710	/		
	State2&4&6		Right Tilt	0	41490	2680	100	Low	0.05	0.770	21.80	22.20	1.096	0.844	/		
	Ant. 1		State2&4&6	QPSK	Left Cheek	0	41490	2680	1	Low	-0.09	0.302	24.98	25.20	1.052	0.318	/
			State2&4&6		Left Tilt	0	41490	2680	1	Low	0.03	0.373	24.98	25.20	1.052	0.392	/
State2&4&6		Right Cheek	0		41490	2680	1	Low	-0.09	0.867	24.98	25.20	1.052	0.912	/		
State2&4&6		Right Tilt	0		41490	2680	1	Low	0.05	0.868	24.98	25.20	1.052	0.913	/		
State2&4&6		Left Cheek	0		40620	2593	50	Mid	-0.07	0.226	22.99	24.20	1.321	0.299	/		
State2&4&6		Left Tilt	0		40620	2593	50	Mid	-0.13	0.271	22.99	24.20	1.321	0.358	/		
State2&4&6		Right Cheek	0		40620	2593	50	Mid	-0.12	0.610	22.99	24.20	1.321	0.806	/		
State2&4&6		Right Tilt	0		40620	2593	50	Mid	0.06	0.603	22.99	24.20	1.321	0.797	/		
State2&4&6		Right Cheek	0		39750	2506	1	High	0.00	0.715	24.71	25.20	1.119	0.800	/		
State2&4&6		Right Cheek	0		40185	2549.5	1	High	0.04	0.850	24.81	25.20	1.094	0.930	/		

State2&4&6	QPSK	Right Cheek	0	40620	2593	1	High	-0.01	0.778	24.96	25.20	1.057	0.822	/
		Right Cheek	0	41055	2636.5	1	High	-0.02	0.726	24.96	25.20	1.057	0.767	/
		Right Cheek	0	39750	2506	50	High	-0.03	0.526	22.69	24.20	1.416	0.745	/
		Right Cheek	0	40185	2549.5	50	Mid	0.05	0.585	22.92	24.20	1.343	0.786	/
		Right Cheek	0	41055	2636.5	50	Mid	0.04	0.576	22.99	24.20	1.321	0.761	/
		Right Cheek	0	41490	2680	50	Mid	0.05	0.500	22.99	24.20	1.321	0.661	/
		Right Cheek	0	40620	2593	100	Low	-0.04	0.575	23.01	24.20	1.315	0.756	/
		Right Tilt	0	39750	2506	1	High	-0.13	0.778	24.71	25.20	1.119	0.871	/
		Right Tilt	0	40185	2549.5	1	High	0.02	1.020	24.81	25.20	1.094	1.116	49#
		Right Tilt	0	40620	2593	1	High	-0.05	0.846	24.96	25.20	1.057	0.894	/
		Right Tilt	0	41055	2636.5	1	High	-0.01	0.770	24.96	25.20	1.057	0.814	/
		Right Tilt	0	39750	2506	50	High	-0.09	0.584	22.69	24.20	1.416	0.827	/
		Right Tilt	0	40185	2549.5	50	Mid	0.04	0.630	22.92	24.20	1.343	0.846	/
		Right Tilt	0	41055	2636.5	50	Mid	0.05	0.598	22.99	24.20	1.321	0.790	/
		Right Tilt	0	41490	2680	50	Mid	0.11	0.526	22.99	24.20	1.321	0.695	/
		Right Tilt	0	40620	2593	100	Low	-0.06	0.621	23.01	24.20	1.315	0.817	/
		Ant.4	QPSK	Left Cheek	0	41490	2680	1	Mid	-0.07	0.408	19.99	20.20	1.050
Left Tilt	0			41490	2680	1	Mid	-0.04	0.101	19.99	20.20	1.050	0.106	/
Right Cheek	0			41490	2680	1	Mid	-0.06	0.519	19.99	20.20	1.050	0.545	/
Right Tilt	0			41490	2680	1	Mid	0.00	0.163	19.99	20.20	1.050	0.171	/
Left Cheek	0			40185	2549.5	50	Low	0.13	0.275	17.88	19.20	1.355	0.373	/
Left Tilt	0			40185	2549.5	50	Low	0.04	0.067	17.88	19.20	1.355	0.091	/
Right Cheek	0			40185	2549.5	50	Low	0.02	0.349	17.88	19.20	1.355	0.473	/
Right Tilt	0			40185	2549.5	50	Low	0.07	0.110	17.88	19.20	1.355	0.149	/
Ant.4	QPSK	Left Cheek	0	41055	2636.5	1	Low	-0.02	0.376	21.95	22.20	1.059	0.398	/
		Left Tilt	0	41055	2636.5	1	Low	-0.09	0.093	21.95	22.20	1.059	0.098	/
		Right Cheek	0	41055	2636.5	1	Low	-0.01	0.475	21.95	22.20	1.059	0.503	/
		Right Tilt	0	41055	2636.5	1	Low	0.07	0.145	21.95	22.20	1.059	0.154	/
		Left Cheek	0	40185	2549.5	50	Mid	-0.13	0.252	19.53	21.20	1.469	0.370	/
		Left Tilt	0	40185	2549.5	50	Mid	0.15	0.061	19.53	21.20	1.469	0.090	/
		Right Cheek	0	40185	2549.5	50	Mid	-0.11	0.314	19.53	21.20	1.469	0.461	/
		Right Tilt	0	40185	2549.5	50	Mid	0.07	0.098	19.53	21.20	1.469	0.144	/
Ant.0	QPSK	Left Cheek	0	40620	2593	1	High	-0.05	0.098	22.90	23.20	1.072	0.105	/
		Left Tilt	0	40620	2593	1	High	-0.08	0.046	22.90	23.20	1.072	0.049	/
		Right Cheek	0	40620	2593	1	High	-0.11	0.042	22.90	23.20	1.072	0.045	/
		Right Tilt	0	40620	2593	1	High	0.04	0.028	22.90	23.20	1.072	0.030	/
		Left Cheek	0	40620	2593	50	Mid	-0.14	0.075	21.92	22.20	1.067	0.080	/
		Left Tilt	0	40620	2593	50	Mid	-0.04	0.039	21.92	22.20	1.067	0.042	/
		Right Cheek	0	40620	2593	50	Mid	-0.10	0.029	21.92	22.20	1.067	0.031	/
		Right Tilt	0	40620	2593	50	Mid	0.06	0.023	21.92	22.20	1.067	0.025	/
Ant.0	QPSK	Left Cheek	0	40620	2593	1	Low	0.05	0.086	24.97	25.20	1.054	0.091	/
		Left Tilt	0	40620	2593	1	Low	-0.02	0.041	24.97	25.20	1.054	0.043	/
		Right Cheek	0	40620	2593	1	Low	-0.03	0.039	24.97	25.20	1.054	0.041	/

	State2&4&6		Right Tilt	0	40620	2593	1	Low	-0.02	0.026	24.97	25.20	1.054	0.027	/
	State2&4&6		Left Cheek	0	41055	2636.5	50	Low	-0.11	0.060	23.03	24.20	1.309	0.079	/
	State2&4&6		Left Tilt	0	41055	2636.5	50	Low	0.12	0.031	23.03	24.20	1.309	0.041	/
	State2&4&6		Right Cheek	0	41055	2636.5	50	Low	-0.10	0.023	23.03	24.20	1.309	0.030	/
	State2&4&6		Right Tilt	0	41055	2636.5	50	Low	0.10	0.017	23.03	24.20	1.309	0.022	/
Body-worn															
Ant.1	State1&3&5	QPSK	Front Side	15	41490	2680	1	Mid	-0.13	0.066	19.22	19.80	1.143	0.075	/
	State1&3&5		Back Side	15	41490	2680	1	Mid	0.12	0.082	19.22	19.80	1.143	0.094	/
	State1&3&5		Front Side	15	41490	2680	50	Mid	-0.12	0.058	19.20	19.80	1.148	0.067	/
	State1&3&5		Back Side	15	41490	2680	50	Mid	0.07	0.065	19.20	19.80	1.148	0.075	/
Ant.1	State1&3&5	QPSK	Front Side	15	41490	2680	1	High	0.06	0.058	21.03	21.80	1.194	0.069	/
	State1&3&5		Back Side	15	41490	2680	1	High	-0.10	0.075	21.03	21.80	1.194	0.090	/
	State1&3&5		Front Side	15	41490	2680	50	High	0.04	0.051	20.56	21.80	1.330	0.068	/
	State1&3&5		Back Side	15	41490	2680	50	High	-0.12	0.054	20.56	21.80	1.330	0.072	/
Ant.4	State1&3&5	QPSK	Front Side	15	41490	2680	1	Mid	0.02	0.051	19.99	20.20	1.050	0.054	/
	State1&3&5		Back Side	15	41490	2680	1	Mid	0.09	0.052	19.99	20.20	1.050	0.055	/
	State1&3&5		Front Side	15	40185	2549.5	50	Low	-0.01	0.036	17.88	19.20	1.355	0.049	/
	State1&3&5		Back Side	15	40185	2549.5	50	Low	-0.14	0.039	17.88	19.20	1.355	0.053	/
Ant.4	State1&3&5	QPSK	Front Side	15	41055	2636.5	1	Low	-0.02	0.045	21.95	22.20	1.059	0.048	/
	State1&3&5		Back Side	15	41055	2636.5	1	Low	0.07	0.047	21.95	22.20	1.059	0.050	/
	State1&3&5		Front Side	15	40185	2549.5	50	Mid	0.06	0.033	19.53	21.20	1.469	0.048	/
	State1&3&5		Back Side	15	40185	2549.5	50	Mid	0.01	0.035	19.53	21.20	1.469	0.051	/
Ant.0	State1&3&5	QPSK	Front Side	15	40620	2593	1	High	-0.02	0.143	22.90	23.20	1.072	0.153	/
	State1&3&5		Back Side	15	40620	2593	1	High	-0.02	0.177	22.90	23.20	1.072	0.190	50#
	State1&3&5		Front Side	15	40620	2593	50	Mid	0.00	0.110	21.92	22.20	1.067	0.117	/
	State1&3&5		Back Side	15	40620	2593	50	Mid	0.06	0.111	21.92	22.20	1.067	0.118	/
Ant.0	State1&3&5	QPSK	Front Side	15	40620	2593	1	Low	-0.08	0.135	24.97	25.20	1.054	0.142	/
	State1&3&5		Back Side	15	40620	2593	1	Low	-0.09	0.161	24.97	25.20	1.054	0.170	/
	State1&3&5		Front Side	15	41055	2636.5	50	Low	0.09	0.087	23.03	24.20	1.309	0.114	/
	State1&3&5		Back Side	15	41055	2636.5	50	Low	0.03	0.089	23.03	24.20	1.309	0.117	/
Hotspot															
Ant.1	State3&5	QPSK	Front Side	10	41490	2680	1	Mid	-0.10	0.107	19.22	19.80	1.143	0.122	/
	State3&5		Back Side	10	41490	2680	1	Mid	-0.02	0.853	19.22	19.80	1.143	0.975	51#
	State3&5		Right Edge	10	41490	2680	1	Mid	0.00	0.159	19.22	19.80	1.143	0.182	/
	State3&5		Top Edge	10	41490	2680	1	Mid	-0.01	0.382	19.22	19.80	1.143	0.437	/
	State3&5		Front Side	10	41490	2680	50	Mid	0.12	0.089	19.20	19.80	1.148	0.102	/
	State3&5		Back Side	10	41490	2680	50	Mid	0.08	0.804	19.20	19.80	1.148	0.923	/
	State3&5		Right Edge	10	41490	2680	50	Mid	-0.04	0.159	19.20	19.80	1.148	0.183	/
	State3&5		Top Edge	10	41490	2680	50	Mid	0.10	0.358	19.20	19.80	1.148	0.411	/
	State3&5		Back Side	10	39750	2506	1	High	0.08	0.756	18.81	19.80	1.256	0.950	/
	State3&5		Back Side	10	40185	2549.5	1	High	0.10	0.790	18.91	19.80	1.227	0.969	/
	State3&5		Back Side	10	40620	2593	1	High	-0.04	0.785	19.22	19.80	1.143	0.897	/

	State3&5		Back Side	10	41055	2636.5	1	High	-0.02	0.750	19.07	19.80	1.183	0.887	/
	State3&5		Back Side	10	39750	2506	50	High	0.11	0.679	18.83	19.80	1.250	0.849	/
	State3&5		Back Side	10	40185	2549.5	50	High	0.00	0.713	18.75	19.80	1.274	0.908	/
	State3&5		Back Side	10	40620	2593	50	Mid	-0.05	0.768	19.18	19.80	1.153	0.886	/
	State3&5		Back Side	10	41055	2636.5	50	Mid	0.08	0.774	19.14	19.80	1.164	0.901	/
	State3&5		Back Side	10	40620	2593	100	Low	-0.01	0.775	19.14	19.80	1.164	0.902	/
Ant.1	State3&5	QPSK	Front Side	10	41490	2680	1	High	0.12	0.097	21.03	21.80	1.194	0.116	/
	State3&5		Back Side	10	41490	2680	1	High	-0.13	0.810	21.03	21.80	1.194	0.967	/
	State3&5		Right Edge	10	41490	2680	1	High	-0.03	0.142	21.03	21.80	1.194	0.170	/
	State3&5		Top Edge	10	41490	2680	1	High	0.06	0.347	21.03	21.80	1.194	0.414	/
	State3&5		Front Side	10	41490	2680	50	High	0.00	0.076	20.56	21.80	1.330	0.101	/
	State3&5		Back Side	10	41490	2680	50	High	-0.15	0.692	20.56	21.80	1.330	0.920	/
	State3&5		Right Edge	10	41490	2680	50	High	-0.09	0.136	20.56	21.80	1.330	0.181	/
	State3&5		Top Edge	10	41490	2680	50	High	-0.03	0.308	20.56	21.80	1.330	0.410	/
	State3&5		Back Side	10	39750	2506	1	Mid	-0.09	0.687	20.73	21.80	1.279	0.879	/
	State3&5		Back Side	10	40185	2549.5	1	High	0.11	0.718	20.76	21.80	1.271	0.913	/
	State3&5		Back Side	10	40620	2593	1	High	-0.02	0.714	21.02	21.80	1.197	0.855	/
	State3&5		Back Side	10	41055	2636.5	1	High	0.11	0.683	20.84	21.80	1.247	0.852	/
	State3&5		Back Side	10	39750	2506	50	High	0.01	0.587	20.21	21.80	1.442	0.846	/
	State3&5		Back Side	10	40185	2549.5	50	Mid	-0.12	0.645	20.39	21.80	1.384	0.893	/
	State3&5		Back Side	10	40620	2593	50	Mid	-0.06	0.656	20.55	21.80	1.334	0.875	/
	State3&5		Back Side	10	41055	2636.5	50	High	-0.08	0.663	20.54	21.80	1.337	0.886	/
	State3&5		Back Side	10	41055	2636.5	100	Low	-0.08	0.654	20.59	21.80	1.321	0.864	/
	Ant.4		State3&5	QPSK	Front Side	10	41490	2680	1	Mid	0.09	0.135	19.99	20.20	1.050
State3&5		Back Side	10		41490	2680	1	Mid	0.06	0.178	19.99	20.20	1.050	0.187	/
State3&5		Right Edge	10		41490	2680	1	Mid	-0.01	0.223	19.99	20.20	1.050	0.234	/
State3&5		Front Side	10		40185	2549.5	50	Low	0.10	0.097	17.88	19.20	1.355	0.131	/
State3&5		Back Side	10		40185	2549.5	50	Low	-0.07	0.110	17.88	19.20	1.355	0.149	/
State3&5		Right Edge	10		40185	2549.5	50	Low	0.02	0.157	17.88	19.20	1.355	0.213	/
Ant.4	State3&5	QPSK	Front Side	10	41055	2636.5	1	Low	-0.11	0.125	21.95	22.20	1.059	0.132	/
	State3&5		Back Side	10	41055	2636.5	1	Low	0.00	0.167	21.95	22.20	1.059	0.177	/
	State3&5		Right Edge	10	41055	2636.5	1	Low	0.02	0.203	21.95	22.20	1.059	0.215	/
	State3&5		Front Side	10	40185	2549.5	50	Mid	-0.12	0.087	19.53	21.20	1.469	0.128	/
	State3&5		Back Side	10	40185	2549.5	50	Mid	0.15	0.100	19.53	21.20	1.469	0.147	/
	State3&5		Right Edge	10	40185	2549.5	50	Mid	0.05	0.145	19.53	21.20	1.469	0.213	/
Ant.0	State3&5	QPSK	Front Side	10	40620	2593	1	High	0.04	0.103	22.90	23.20	1.072	0.110	/
	State3&5		Back Side	10	40620	2593	1	High	0.08	0.311	22.90	23.20	1.072	0.333	/
	State3&5		Left Edge	10	40620	2593	1	High	0.07	0.061	22.90	23.20	1.072	0.065	/
	State3&5		Right Edge	10	40620	2593	1	High	-0.08	0.098	22.90	23.20	1.072	0.105	/
	State3&5		Bottom Edge	10	40620	2593	1	High	0.01	0.645	22.90	23.20	1.072	0.691	/
	State3&5		Front Side	10	40620	2593	50	Mid	0.08	0.081	21.92	22.20	1.067	0.086	/
	State3&5		Back Side	10	40620	2593	50	Mid	-0.02	0.247	21.92	22.20	1.067	0.264	/
	State3&5		Left Edge	10	40620	2593	50	Mid	-0.13	0.049	21.92	22.20	1.067	0.052	/

	State3&5		Right Edge	10	40620	2593	50	Mid	-0.12	0.079	21.92	22.20	1.067	0.084	/
	State3&5		Bottom Edge	10	40620	2593	50	Mid	-0.12	0.512	21.92	22.20	1.067	0.546	/
Ant.0	State3&5	QPSK	Front Side	10	40620	2593	1	Low	-0.10	0.096	24.97	25.20	1.054	0.101	/
	State3&5		Back Side	10	40620	2593	1	Low	0.04	0.298	24.97	25.20	1.054	0.314	/
	State3&5		Left Edge	10	40620	2593	1	Low	0.03	0.055	24.97	25.20	1.054	0.058	/
	State3&5		Right Edge	10	40620	2593	1	Low	0.15	0.096	24.97	25.20	1.054	0.101	/
	State3&5		Bottom Edge	10	40620	2593	1	Low	0.01	0.636	24.97	25.20	1.054	0.670	/
	State3&5		Front Side	10	41055	2636.5	50	Low	-0.06	0.064	23.03	24.20	1.309	0.084	/
	State3&5		Back Side	10	41055	2636.5	50	Low	0.13	0.200	23.03	24.20	1.309	0.262	/
	State3&5		Left Edge	10	41055	2636.5	50	Low	0.12	0.040	23.03	24.20	1.309	0.052	/
	State3&5		Right Edge	10	41055	2636.5	50	Low	0.08	0.063	23.03	24.20	1.309	0.082	/
	State3&5		Bottom Edge	10	41055	2636.5	50	Low	-0.01	0.416	23.03	24.20	1.309	0.545	/

Note: Refer to ANNEX C for the detailed test data for each test configuration.

Antenna	Power Reduction	Mode	Position	Dist. (mm)	Ch.	Freq. (MHz)	RB Num.	RB Start	Power Drift (dB)	10 g Meas SAR (W/kg)	Meas. Power (dBm)	Max. tune-power (dBm)	Scaling Factor	10 g Scaled SAR (W/kg)	Meas. No.
Specific															
Ant.1	State1&3&5	QPSK	Back Side	0	41490	2680	1	Mid	-0.06	1.200	19.22	19.80	1.143	1.372	52#
	State1&3&5		Back Side	0	41490	2680	50	Mid	0.13	0.551	19.20	19.80	1.148	0.633	/
Ant.1	State1&3&5	QPSK	Back Side	0	41490	2680	1	Mid	0.03	1.140	21.03	21.80	1.194	1.361	/
	State1&3&5		Back Side	0	41490	2680	50	Mid	-0.05	0.458	20.56	21.80	1.330	0.609	/

Note: Refer to ANNEX C for the detailed test data for each test configuration.

10.19 LTE Band 41 Worse case for CA Test

Antenna	Power Reduction	Mode	Position	Dist. (mm)	Ch.	Freq. (MHz)	RB Num.	RB Start	Power Drift (dB)	1 g Meas SAR (W/kg)	Meas. Power (dBm)	Max. tune-power (dBm)	Scaling Factor	1 g Scaled SAR (W/kg)	Meas. No.
Head-CA															
Ant.1	State2&4&6	QPSK	Right Tilt	0	40185 +40383	2549.5 +2569.3	1+1	High +Low	0.01	0.746	23.52	25.20	1.472	1.098	/
Body-worn-CA															
Ant.0	State1&3&5	QPSK	Back Side	15	40620 +40818	2593 +2612.8	1+1	High +Low	-0.03	0.151	24.40	25.20	1.202	0.182	/
Hotspot-CA															
Ant.1	State3&5	QPSK	Back Side	10	41490 +41292	2680 +2660.2	1+1	Low +High	-0.03	0.681	23.28	24.80	1.419	0.966	/
Note: Refer to ANNEX C for the detailed test data for each test configuration.															

Antenna	Power Reduction	Mode	Position	Dist. (mm)	Ch.	Freq. (MHz)	RB Num.	RB Start	Power Drift (dB)	10 g Meas SAR (W/kg)	Meas. Power (dBm)	Max. tune-power (dBm)	Scaling Factor	10 g Scaled SAR (W/kg)	Meas. No.
Specific-CA															
Ant.1	State3&5	QPSK	Back Side	0	41490 +41292	2680 +2660.2	1+1	Low +High	0.02	0.962	23.28	24.80	1.419	1.365	/
Note: Refer to ANNEX C for the detailed test data for each test configuration.															

10.20 5G n5 (20MHz Bandwidth)

Antenna	Power Reduction	Mode	Information	Position	Dist. (mm)	Ch.	Freq. (MHz)	RB Num.	RB Start	Power Drift (dB)	1 g Meas SAR (W/kg)	Meas. Power (dBm)	Max. tune-power (dBm)	Scaling Factor	1g Scaled SAR (W/kg)	Meas. No.
Head																
Ant.1	State2&4&6	DFT-s-OFDM BPSK	SA	Left Cheek	0	167800	839	1	1	0.12	0.188	22.57	24.00	1.390	0.261	/
	State2&4&6			Left Tilt	0	167800	839	1	1	0.07	0.156	22.57	24.00	1.390	0.217	/
	State2&4&6			Right Cheek	0	167800	839	1	1	0.01	0.318	22.57	24.00	1.390	0.442	53#
	State2&4&6			Right Tilt	0	167800	839	1	1	-0.06	0.265	22.57	24.00	1.390	0.368	/
	State2&4&6			Left Cheek	0	166800	834	50	28	0.13	0.196	22.46	24.00	1.426	0.279	/
	State2&4&6			Left Tilt	0	166800	834	50	28	0.10	0.182	22.46	24.00	1.426	0.260	/
	State2&4&6			Right Cheek	0	166800	834	50	28	-0.05	0.308	22.46	24.00	1.426	0.439	/
	State2&4&6			Right Tilt	0	166800	834	50	28	-0.06	0.257	22.46	24.00	1.426	0.366	/
Ant.0	State2&4&6	DFT-s-OFDM BPSK	SA	Left Cheek	0	166800	834	1	1	-0.14	0.079	23.55	24.20	1.161	0.092	/
	State2&4&6			Left Tilt	0	166800	834	1	1	-0.05	0.045	23.55	24.20	1.161	0.052	/
	State2&4&6			Right Cheek	0	166800	834	1	1	0.07	0.068	23.55	24.20	1.161	0.079	/
	State2&4&6			Right Tilt	0	166800	834	1	1	0.01	0.033	23.55	24.20	1.161	0.038	/
	State2&4&6			Left Cheek	0	166800	834	50	28	0.11	0.076	23.37	24.20	1.211	0.092	/
	State2&4&6			Left Tilt	0	166800	834	50	28	-0.09	0.043	23.37	24.20	1.211	0.052	/
	State2&4&6			Right Cheek	0	166800	834	50	28	-0.02	0.069	23.37	24.20	1.211	0.084	/
	State2&4&6			Right Tilt	0	166800	834	50	28	0.08	0.030	23.37	24.20	1.211	0.036	/
Body-worn																
Ant.1	State1&3&5	DFT-s-OFDM BPSK	SA	Front Side	15	167800	839	1	1	0.03	0.066	22.57	24.00	1.390	0.092	/
	State1&3&5			Back Side	15	167800	839	1	1	0.02	0.115	22.57	24.00	1.390	0.160	54#
	State1&3&5			Front Side	15	166800	834	50	28	0.06	0.068	22.46	24.00	1.426	0.097	/
	State1&3&5			Back Side	15	166800	834	50	28	-0.01	0.111	22.46	24.00	1.426	0.158	/
Ant.0	State1&3&5	DFT-s-OFDM BPSK	SA	Front Side	15	166800	834	1	1	-0.09	0.036	23.55	24.20	1.161	0.042	/
	State1&3&5			Back Side	15	166800	834	1	1	0.11	0.056	23.55	24.20	1.161	0.065	/
	State1&3&5			Front Side	15	166800	834	50	28	0.12	0.033	23.37	24.20	1.211	0.040	/
	State1&3&5			Back Side	15	166800	834	50	28	0.12	0.054	23.37	24.20	1.211	0.065	/
Hotspot																
Ant.1	State3&5	DFT-s-OFDM BPSK	SA	Front Side	10	167800	839	1	1	-0.03	0.099	22.57	24.00	1.390	0.138	/
	State3&5			Back Side	10	167800	839	1	1	0.00	0.206	22.57	24.00	1.390	0.286	55#
	State3&5			Right Edge	10	167800	839	1	1	-0.05	0.049	22.57	24.00	1.390	0.068	/
	State3&5			Top Edge	10	167800	839	1	1	0.13	0.096	22.57	24.00	1.390	0.133	/
	State3&5			Front Side	10	166800	834	50	28	-0.07	0.095	22.46	24.00	1.426	0.135	/
	State3&5			Back Side	10	166800	834	50	28	0.12	0.200	22.46	24.00	1.426	0.285	/
	State3&5			Right Edge	10	166800	834	50	28	0.10	0.044	22.46	24.00	1.426	0.063	/
	State3&5			Top Edge	10	166800	834	50	28	0.01	0.092	22.46	24.00	1.426	0.131	/
Ant.0	State3&5		SA	Front Side	10	166800	834	1	1	0.00	0.074	23.55	24.20	1.161	0.086	/
	State3&5			Back Side	10	166800	834	1	1	-0.11	0.112	23.55	24.20	1.161	0.130	/

State3&5	DFT-s-OFDM BPSK		Left Edge	10	166800	834	1	1	-0.12	0.036	23.55	24.20	1.161	0.042	/
State3&5			Right Edge	10	166800	834	1	1	0.05	0.086	23.55	24.20	1.161	0.100	/
State3&5			Bottom Edge	10	166800	834	1	1	-0.11	0.090	23.55	24.20	1.161	0.104	/
State3&5			Front Side	10	166800	834	50	28	-0.10	0.068	23.37	24.20	1.211	0.082	/
State3&5			Back Side	10	166800	834	50	28	-0.06	0.110	23.37	24.20	1.211	0.133	/
State3&5			Left Edge	10	166800	834	50	28	0.13	0.034	23.37	24.20	1.211	0.041	/
State3&5			Right Edge	10	166800	834	50	28	0.08	0.084	23.37	24.20	1.211	0.102	/
State3&5			Bottom Edge	10	166800	834	50	28	0.04	0.088	23.37	24.20	1.211	0.107	/

Note: Refer to ANNEX C for the detailed test data for each test configuration.

10.21 5G n7 (40MHz Bandwidth)

Antenna	Power Reduction	Mode	Information	Position	Dist. (mm)	Ch.	Freq. (MHz)	RB Num.	RB Start	Power Drift (dB)	1 g Meas SAR (W/kg)	Meas. Power (dBm)	Max. tune-power (dBm)	Scaling Factor	1g Scaled SAR (W/kg)	Meas. No.
Head																
Ant.1	State2&4&6	DFT-s-OFDM	SA	Left Cheek	0	507000	2535	1	214	0.01	0.130	20.00	21.00	1.259	0.164	/
	State2&4&6			Left Tilt	0	507000	2535	1	214	0.13	0.142	20.00	21.00	1.259	0.179	/
	State2&4&6			Right Cheek	0	507000	2535	1	214	-0.12	0.375	20.00	21.00	1.259	0.472	/
	State2&4&6			Right Tilt	0	507000	2535	1	214	-0.03	0.595	20.00	21.00	1.259	0.749	56#
	State2&4&6			Left Cheek	0	504000	2520	108	108	0.13	0.121	19.96	21.00	1.271	0.154	/
	State2&4&6			Left Tilt	0	504000	2520	108	108	0.05	0.138	19.96	21.00	1.271	0.175	/
	State2&4&6			Right Cheek	0	504000	2520	108	108	-0.02	0.340	19.96	21.00	1.271	0.432	/
	State2&4&6			Right Tilt	0	504000	2520	108	108	-0.07	0.511	19.96	21.00	1.271	0.649	/
Ant.4	State2&4&6	DFT-s-OFDM	SA	Left Cheek	0	507000	2535	1	108	0.14	0.377	19.87	20.20	1.079	0.407	/
	State2&4&6			Left Tilt	0	507000	2535	1	108	0.09	0.091	19.87	20.20	1.079	0.098	/
	State2&4&6			Right Cheek	0	507000	2535	1	108	-0.05	0.617	19.87	20.20	1.079	0.666	/
	State2&4&6			Right Tilt	0	507000	2535	1	108	0.14	0.131	19.87	20.20	1.079	0.141	/
	State2&4&6			Left Cheek	0	510000	2550	108	54	0.03	0.316	19.60	20.20	1.148	0.363	/
	State2&4&6			Left Tilt	0	510000	2550	108	54	-0.13	0.080	19.60	20.20	1.148	0.092	/
	State2&4&6			Right Cheek	0	510000	2550	108	54	-0.13	0.542	19.60	20.20	1.148	0.622	/
	State2&4&6			Right Tilt	0	510000	2550	108	54	0.09	0.120	19.60	20.20	1.148	0.138	/
Ant.0	Full	DFT-s-OFDM	SA	Left Cheek	0	507000	2535	1	214	0.03	0.049	23.60	23.70	1.023	0.050	/
	Full			Left Tilt	0	507000	2535	1	214	0.14	0.045	23.60	23.70	1.023	0.046	/
	Full			Right Cheek	0	507000	2535	1	214	-0.12	0.043	23.60	23.70	1.023	0.044	/
	Full			Right Tilt	0	507000	2535	1	214	0.12	0.032	23.60	23.70	1.023	0.033	/
	Full			Left Cheek	0	504000	2520	108	54	-0.06	0.051	23.47	23.70	1.054	0.054	/
	Full			Left Tilt	0	504000	2520	108	54	-0.11	0.046	23.47	23.70	1.054	0.048	/
	Full			Right Cheek	0	504000	2520	108	54	0.09	0.043	23.47	23.70	1.054	0.045	/
	Full			Right Tilt	0	504000	2520	108	54	0.00	0.035	23.47	23.70	1.054	0.037	/
Body-worn																
Ant.1	State1&3&5	DFT-s-OFDM	SA	Front Side	15	507000	2535	1	214	0.14	0.037	17.53	18.20	1.167	0.043	/
	State1&3&5	s-OFDM		Back Side	15	507000	2535	1	214	0.00	0.191	17.53	18.20	1.167	0.223	57#
	State1&3&5	BPSK		Front Side	15	504000	2520	108	54	0.10	0.031	17.49	18.20	1.178	0.037	/
	State1&3&5	BPSK		Back Side	15	504000	2520	108	54	-0.14	0.165	17.49	18.20	1.178	0.194	/
Ant.4	State1&3&5	DFT-s-OFDM	SA	Front Side	15	507000	2535	1	108	0.04	0.126	20.84	21.70	1.219	0.154	/
	State1&3&5	s-OFDM		Back Side	15	507000	2535	1	108	0.05	0.142	20.84	21.70	1.219	0.173	/
	State1&3&5	BPSK		Front Side	15	504000	2520	108	54	-0.10	0.123	20.75	21.70	1.245	0.153	/
	State1&3&5	BPSK		Back Side	15	504000	2520	108	54	-0.07	0.140	20.75	21.70	1.245	0.174	/
Ant.0	State1&3&5	DFT-s-OFDM	SA	Front Side	15	507000	2535	1	214	-0.13	0.080	23.60	23.70	1.023	0.082	/
	State1&3&5			Back Side	15	507000	2535	1	214	-0.09	0.091	23.60	23.70	1.023	0.093	/
	State1&3&5			Front Side	15	504000	2520	108	54	0.01	0.067	23.47	23.70	1.054	0.071	/

	State1&3&5	OFDM BPSK		Back Side	15	504000	2520	108	54	-0.14	0.069	23.47	23.70	1.054	0.073	/
Hotspot																
Ant.1	State3&5	DFT- s- OFDM BPSK	SA	Front Side	10	507000	2535	1	214	-0.07	0.067	17.53	18.20	1.167	0.078	/
	State3&5			Back Side	10	507000	2535	1	214	-0.02	0.486	17.53	18.20	1.167	0.567	/
	State3&5			Right Edge	10	507000	2535	1	214	-0.01	0.128	17.53	18.20	1.167	0.149	/
	State3&5			Top Edge	10	507000	2535	1	214	-0.01	0.228	17.53	18.20	1.167	0.266	/
	State3&5			Front Side	10	504000	2520	108	54	0.14	0.058	17.49	18.20	1.178	0.068	/
	State3&5			Back Side	10	504000	2520	108	54	-0.14	0.450	17.49	18.20	1.178	0.530	/
	State3&5			Right Edge	10	504000	2520	108	54	0.07	0.117	17.49	18.20	1.178	0.138	/
	State3&5			Top Edge	10	504000	2520	108	54	0.01	0.196	17.49	18.20	1.178	0.231	/
Ant.4	State3&5	DFT- s- OFDM BPSK	SA	Front Side	10	507000	2535	1	108	0.07	0.163	20.84	21.70	1.219	0.199	/
	State3&5			Back Side	10	507000	2535	1	108	-0.01	0.309	20.84	21.70	1.219	0.377	/
	State3&5			Right Edge	10	507000	2535	1	108	0.04	0.292	20.84	21.70	1.219	0.356	/
	State3&5			Front Side	10	504000	2520	108	54	0.12	0.154	20.75	21.70	1.245	0.192	/
	State3&5			Back Side	10	504000	2520	108	54	-0.04	0.283	20.75	21.70	1.245	0.352	/
	State3&5			Right Edge	10	504000	2520	108	54	0.13	0.287	20.75	21.70	1.245	0.357	/
Ant.0	State3&5	DFT- s- OFDM BPSK	SA	Front Side	10	507000	2535	1	214	-0.12	0.119	23.60	23.70	1.023	0.122	/
	State3&5			Back Side	10	507000	2535	1	214	0.13	0.126	23.60	23.70	1.023	0.129	/
	State3&5			Left Edge	10	507000	2535	1	214	-0.09	0.048	23.60	23.70	1.023	0.049	/
	State3&5			Right Edge	10	507000	2535	1	214	0.12	0.068	23.60	23.70	1.023	0.070	/
	State3&5			Bottom Edge	10	507000	2535	1	214	-0.01	1.020	23.60	23.70	1.023	1.043	58#
	State3&5			Front Side	10	504000	2520	108	54	0.03	0.091	23.47	23.70	1.054	0.096	/
	State3&5			Back Side	10	504000	2520	108	54	-0.11	0.109	23.47	23.70	1.054	0.115	/
	State3&5			Left Edge	10	504000	2520	108	54	-0.12	0.044	23.47	23.70	1.054	0.046	/
	State3&5			Right Edge	10	504000	2520	108	54	-0.10	0.087	23.47	23.70	1.054	0.092	/
	State3&5			Bottom Edge	10	504000	2520	108	54	0.09	0.926	23.47	23.70	1.054	0.976	/
	State3&5			Bottom Edge	10	504000	2520	1	108	0.07	0.980	23.59	23.70	1.026	1.005	/
	State3&5			Bottom Edge	10	510000	2550	1	214	0.00	0.975	23.58	23.70	1.028	1.002	/
	State3&5			Bottom Edge	10	507000	2535	108	54	-0.05	0.934	23.46	23.70	1.057	0.987	/
	State3&5			Bottom Edge	10	510000	2550	108	54	0.03	0.918	23.27	23.70	1.104	1.013	/
	State3&5			Bottom Edge	10	507000	2535	216	0	0.11	0.741	22.68	22.70	1.005	0.745	/
	Note: Refer to ANNEX C for the detailed test data for each test configuration.															

Antenna	Power Reduction	Mode	Information	Position	Dist. (mm)	Ch.	Freq. (MHz)	RB Num.	RB Start	Power Drift (dB)	10 g Meas. SAR (W/kg)	Meas. Power (dBm)	Max. tune-power (dBm)	Scaling Factor	10g Scaled SAR (W/kg)	Meas. No.
Specific																
Ant.1	State1&3&5	DFT-s-OFDM	SA	Back Side	0	507000	2535	1	214	-0.01	0.858	17.53	18.20	1.167	1.001	59#
	State1&3&5	BPSK		Back Side	0	504000	2520	108	54	-0.02	0.847	17.49	18.20	1.178	0.998	/
Note: Refer to ANNEX C for the detailed test data for each test configuration.																

10.22 5G n66 (40MHz Bandwidth)

Antenna	Power Reduction	Mode	Information	Position	Dist. (mm)	Ch.	Freq. (MHz)	RB Num.	RB Start	Power Drift (dB)	1 g Meas SAR (W/kg)	Meas. Power (dBm)	Max. tune-power (dBm)	Scaling Factor	1g Scaled SAR (W/kg)	Meas. No.
Head																
Ant.1	State2&4&6	DFT-s-OFDM BPSK	SA	Left Cheek	0	352000	1760	1	214	-0.06	0.322	21.58	22.20	1.153	0.371	/
	State2&4&6			Left Tilt	0	352000	1760	1	214	-0.04	0.451	21.58	22.20	1.153	0.520	/
	State2&4&6			Right Cheek	0	352000	1760	1	214	-0.05	0.532	21.58	22.20	1.153	0.613	/
	State2&4&6			Right Tilt	0	352000	1760	1	214	-0.02	0.586	21.58	22.20	1.153	0.676	/
	State2&4&6			Left Cheek	0	352000	1760	108	0	-0.13	0.320	21.51	22.20	1.172	0.375	/
	State2&4&6			Left Tilt	0	352000	1760	108	0	-0.09	0.450	21.51	22.20	1.172	0.527	/
	State2&4&6			Right Cheek	0	352000	1760	108	0	-0.04	0.530	21.51	22.20	1.172	0.621	/
	State2&4&6			Right Tilt	0	352000	1760	108	0	0.03	0.544	21.51	22.20	1.172	0.638	/
Ant.4	State2&4&6	DFT-s-OFDM BPSK	SA	Left Cheek	0	352000	1760	1	214	0.06	0.357	19.94	20.20	1.062	0.379	/
	State2&4&6			Left Tilt	0	352000	1760	1	214	-0.05	0.103	19.94	20.20	1.062	0.109	/
	State2&4&6			Right Cheek	0	352000	1760	1	214	0.06	0.724	19.94	20.20	1.062	0.769	60#
	State2&4&6			Right Tilt	0	352000	1760	1	214	0.05	0.131	19.94	20.20	1.062	0.139	/
	State2&4&6			Left Cheek	0	349000	1745	108	54	0.04	0.330	19.89	20.20	1.074	0.354	/
	State2&4&6			Left Tilt	0	349000	1745	108	54	0.09	0.103	19.89	20.20	1.074	0.111	/
	State2&4&6			Right Cheek	0	349000	1745	108	54	-0.01	0.709	19.89	20.20	1.074	0.761	/
	State2&4&6			Right Tilt	0	349000	1745	108	54	0.05	0.126	19.89	20.20	1.074	0.135	/
Ant.0	State2&4&6	DFT-s-OFDM BPSK	SA	Left Cheek	0	352000	1760	1	214	-0.01	0.060	23.59	24.20	1.151	0.069	/
	State2&4&6			Left Tilt	0	352000	1760	1	214	-0.10	0.041	23.59	24.20	1.151	0.047	/
	State2&4&6			Right Cheek	0	352000	1760	1	214	-0.13	0.089	23.59	24.20	1.151	0.102	/
	State2&4&6			Right Tilt	0	352000	1760	1	214	0.14	0.040	23.59	24.20	1.151	0.046	/
	State2&4&6			Left Cheek	0	352000	1760	108	54	-0.03	0.049	23.40	24.20	1.202	0.059	/
	State2&4&6			Left Tilt	0	352000	1760	108	54	-0.14	0.034	23.40	24.20	1.202	0.041	/
	State2&4&6			Right Cheek	0	352000	1760	108	54	-0.04	0.064	23.40	24.20	1.202	0.077	/
	State2&4&6			Right Tilt	0	352000	1760	108	54	0.06	0.032	23.40	24.20	1.202	0.038	/
Body-worn																
Ant.1	State1&3&5	DFT-s-OFDM BPSK	SA	Front Side	15	352000	1760	1	214	-0.08	0.127	23.02	23.70	1.169	0.148	/
	State1&3&5			Back Side	15	352000	1760	1	214	-0.02	0.225	23.02	23.70	1.169	0.263	61#
	State1&3&5			Front Side	15	352000	1760	108	54	-0.02	0.115	23.04	23.70	1.164	0.134	/
	State1&3&5			Back Side	15	352000	1760	108	54	0.04	0.220	23.04	23.70	1.164	0.256	/
Ant.4	State1&3&5	DFT-s-OFDM BPSK	SA	Front Side	15	352000	1760	1	214	0.02	0.079	22.31	22.70	1.094	0.086	/
	State1&3&5			Back Side	15	352000	1760	1	214	0.01	0.104	22.31	22.70	1.094	0.114	/
	State1&3&5			Front Side	15	349000	1745	108	54	-0.09	0.085	22.26	22.70	1.107	0.094	/
	State1&3&5			Back Side	15	349000	1745	108	54	0.04	0.107	22.26	22.70	1.107	0.118	/
Ant.0	State1&3&5	DFT-s-OFDM BPSK	SA	Front Side	15	352000	1760	1	214	0.09	0.025	20.89	21.60	1.178	0.029	/
	State1&3&5			Back Side	15	352000	1760	1	214	-0.02	0.033	20.89	21.60	1.178	0.039	/
	State1&3&5			Front Side	15	346000	1730	108	0	-0.08	0.023	20.99	21.60	1.151	0.026	/

	State1&3&5			Back Side	15	346000	1730	108	0	0.07	0.029	20.99	21.60	1.151	0.033	/
Hotspot																
Ant.1	State3&5	DFT-s-OFDM BPSK	SA	Front Side	10	352000	1760	1	214	0.08	0.178	23.02	23.70	1.169	0.208	/
	State3&5			Back Side	10	352000	1760	1	214	0.01	0.423	23.02	23.70	1.169	0.494	/
	State3&5			Right Edge	10	352000	1760	1	214	-0.03	0.099	23.02	23.70	1.169	0.116	/
	State3&5			Top Edge	10	352000	1760	1	214	0.13	0.316	23.02	23.70	1.169	0.369	/
	State3&5			Front Side	10	352000	1760	108	54	0.10	0.145	23.04	23.70	1.164	0.169	/
	State3&5			Back Side	10	352000	1760	108	54	-0.13	0.363	23.04	23.70	1.164	0.423	/
	State3&5			Right Edge	10	352000	1760	108	54	0.01	0.084	23.04	23.70	1.164	0.098	/
	State3&5			Top Edge	10	352000	1760	108	54	0.11	0.295	23.04	23.70	1.164	0.343	/
Ant.4	State3&5	DFT-s-OFDM BPSK	SA	Front Side	10	352000	1760	1	214	-0.04	0.206	22.31	22.70	1.094	0.225	/
	State3&5			Back Side	10	352000	1760	1	214	-0.04	0.270	22.31	22.70	1.094	0.295	/
	State3&5			Right Edge	10	352000	1760	1	214	0.01	0.429	22.31	22.70	1.094	0.469	/
	State3&5			Front Side	10	349000	1745	108	54	-0.04	0.221	22.26	22.70	1.107	0.245	/
	State3&5			Back Side	10	349000	1745	108	54	-0.07	0.303	22.26	22.70	1.107	0.335	/
	State3&5			Right Edge	10	349000	1745	108	54	-0.01	0.446	22.26	22.70	1.107	0.494	/
Ant.0	State3&5	DFT-s-OFDM BPSK	SA	Front Side	10	352000	1760	1	214	0.10	0.145	20.89	21.60	1.178	0.171	/
	State3&5			Back Side	10	352000	1760	1	214	-0.06	0.178	20.89	21.60	1.178	0.210	/
	State3&5			Left Edge	10	352000	1760	1	214	0.02	0.021	20.89	21.60	1.178	0.025	/
	State3&5			Right Edge	10	352000	1760	1	214	0.05	0.075	20.89	21.60	1.178	0.088	/
	State3&5			Bottom Edge	10	352000	1760	1	214	0.02	0.494	20.89	21.60	1.178	0.582	62#
	State3&5			Front Side	10	346000	1730	108	0	0.05	0.136	20.99	21.60	1.151	0.157	/
	State3&5			Back Side	10	346000	1730	108	0	-0.01	0.168	20.99	21.60	1.151	0.193	/
	State3&5			Left Edge	10	346000	1730	108	0	-0.01	0.019	20.99	21.60	1.151	0.022	/
	State3&5			Right Edge	10	346000	1730	108	0	0.04	0.072	20.99	21.60	1.151	0.083	/
	State3&5			Bottom Edge	10	346000	1730	108	0	-0.14	0.463	20.99	21.60	1.151	0.533	/

Note: Refer to ANNEX C for the detailed test data for each test configuration.

10.23 5G n38 (40MHz Bandwidth)

Antenna	Power Reduction	Mode	Information	Position	Dist. (mm)	Ch.	Freq. (MHz)	RB Num.	RB Start	Power Drift (dB)	1 g Meas SAR (W/kg)	Meas. Power (dBm)	Max. tune-power (dBm)	Scaling Factor	1g Scaled SAR (W/kg)	Meas. No.
Head																
Ant.1	State2&4&6	DFT-s-OFDM BPSK	SA	Left Cheek	0	519000	2595	1	104	0.04	0.263	20.26	21.00	1.186	0.312	/
	State2&4&6			Left Tilt	0	519000	2595	1	104	0.08	0.356	20.26	21.00	1.186	0.422	/
	State2&4&6			Right Cheek	0	519000	2595	1	104	0.02	0.556	20.26	21.00	1.186	0.659	/
	State2&4&6			Right Tilt	0	519000	2595	1	104	-0.04	0.684	20.26	21.00	1.186	0.811	/
	State2&4&6			Left Cheek	0	518000	2590	50	56	0.13	0.217	20.29	21.00	1.178	0.256	/
	State2&4&6			Left Tilt	0	518000	2590	50	56	0.09	0.294	20.29	21.00	1.178	0.346	/
	State2&4&6			Right Cheek	0	518000	2590	50	56	0.00	0.530	20.29	21.00	1.178	0.624	/
	State2&4&6			Right Tilt	0	518000	2590	50	56	-0.14	0.626	20.29	21.00	1.178	0.737	/
	State2&4&6			Right Tilt	0	518000	2590	1	104	-0.13	0.632	20.25	21.00	1.189	0.751	/
	State2&4&6			Right Tilt	0	520000	2600	1	104	0.09	0.666	20.26	21.00	1.186	0.790	/
	State2&4&6			Right Tilt	0	520000	2600	100	0	-0.11	0.606	20.19	21.00	1.205	0.730	/
	Ant.4			State2&4&6	DFT-s-OFDM BPSK	SA	Left Cheek	0	520000	2600	1	104	0.13	0.421	19.69	21.20
State2&4&6		Left Tilt	0	520000			2600	1	104	0.02	0.127	19.69	21.20	1.416	0.180	/
State2&4&6		Right Cheek	0	520000			2600	1	104	0.00	0.694	19.69	21.20	1.416	0.983	63#
State2&4&6		Right Tilt	0	520000			2600	1	104	0.12	0.175	19.69	21.20	1.416	0.248	/
State2&4&6		Left Cheek	0	518000			2590	50	28	0.07	0.383	19.65	21.20	1.429	0.547	/
State2&4&6		Left Tilt	0	518000			2590	50	28	-0.04	0.106	19.65	21.20	1.429	0.151	/
State2&4&6		Right Cheek	0	518000			2590	50	28	-0.02	0.662	19.65	21.20	1.429	0.946	/
State2&4&6		Right Tilt	0	518000			2590	50	28	0.07	0.154	19.65	21.20	1.429	0.220	/
State2&4&6		Right Cheek	0	518000			2590	1	104	0.02	0.652	19.68	21.20	1.419	0.925	/
State2&4&6		Right Cheek	0	519000			2595	1	104	0.10	0.690	19.67	21.20	1.422	0.981	/
State2&4&6		Right Cheek	0	519000			2595	50	28	-0.11	0.597	19.63	21.20	1.435	0.857	/
State2&4&6		Right Cheek	0	520000			2600	50	28	0.03	0.635	19.62	21.20	1.439	0.914	/
State2&4&6		Right Cheek	0	519000			2595	100	0	0.07	0.536	19.55	21.20	1.462	0.784	/
Ant.0		State2&4&6	DFT-s-OFDM BPSK	SA			Left Cheek	0	520000	2600	1	104	0.11	0.092	23.40	24.20
	State2&4&6	Left Tilt			0	520000	2600	1	104	-0.14	0.036	23.40	24.20	1.202	0.043	/
	State2&4&6	Right Cheek			0	520000	2600	1	104	-0.05	0.040	23.40	24.20	1.202	0.048	/
	State2&4&6	Right Tilt			0	520000	2600	1	104	0.01	0.018	23.40	24.20	1.202	0.022	/
	State2&4&6	Left Cheek			0	519000	2595	50	28	0.07	0.090	23.19	24.20	1.262	0.114	/
	State2&4&6	Left Tilt			0	519000	2595	50	28	-0.04	0.033	23.19	24.20	1.262	0.042	/
	State2&4&6	Right Cheek			0	519000	2595	50	28	0.02	0.037	23.19	24.20	1.262	0.047	/
	State2&4&6	Right Tilt			0	519000	2595	50	28	0.07	0.018	23.19	24.20	1.262	0.023	/
Body-worn																
Ant.1	State1&3&5	DFT-s-OFDM	SA	Front Side	15	520000	2600	1	104	-0.05	0.108	19.37	20.20	1.211	0.131	/
	State1&3&5	BPSK		Back Side	15	520000	2600	1	104	-0.09	0.403	19.37	20.20	1.211	0.488	64#
	State1&3&5			Front Side	15	520000	2600	50	28	0.10	0.106	19.38	20.20	1.208	0.128	/

	State1&3&5			Back Side	15	520000	2600	50	28	0.01	0.398	19.38	20.20	1.208	0.481	/
Ant.4	State1&3&5	DFT-s-OFDM	SA	Front Side	15	520000	2600	1	104	0.03	0.084	20.74	22.20	1.400	0.118	/
	State1&3&5			Back Side	15	520000	2600	1	104	0.08	0.090	20.74	22.20	1.400	0.126	/
	State1&3&5			Front Side	15	520000	2600	50	28	0.04	0.082	20.52	22.20	1.472	0.121	/
	State1&3&5			Back Side	15	520000	2600	50	28	-0.10	0.087	20.52	22.20	1.472	0.128	/
Ant.0	State1&3&5	DFT-s-OFDM	SA	Front Side	15	520000	2600	1	104	-0.04	0.115	23.40	24.20	1.202	0.138	/
	State1&3&5			Back Side	15	520000	2600	1	104	-0.03	0.132	23.40	24.20	1.202	0.159	/
	State1&3&5			Front Side	15	519000	2595	50	28	-0.11	0.104	23.19	24.20	1.262	0.131	/
	State1&3&5			Back Side	15	519000	2595	50	28	-0.11	0.127	23.19	24.20	1.262	0.160	/
Hotspot																
Ant.1	State3&5	DFT-s-OFDM	SA	Front Side	10	520000	2600	1	104	-0.07	0.145	19.37	20.20	1.211	0.176	/
	State3&5			Back Side	10	520000	2600	1	104	-0.08	0.873	19.37	20.20	1.211	1.057	65#
	State3&5			Right Edge	10	520000	2600	1	104	0.09	0.258	19.37	20.20	1.211	0.312	/
	State3&5			Top Edge	10	520000	2600	1	104	0.07	0.563	19.37	20.20	1.211	0.682	/
	State3&5			Front Side	10	520000	2600	50	28	-0.01	0.138	19.38	20.20	1.208	0.167	/
	State3&5			Back Side	10	520000	2600	50	28	0.09	0.794	19.38	20.20	1.208	0.959	/
	State3&5			Right Edge	10	520000	2600	50	28	-0.13	0.236	19.38	20.20	1.208	0.285	/
	State3&5			Top Edge	10	520000	2600	50	28	0.12	0.530	19.38	20.20	1.208	0.640	/
	State3&5			Back Side	10	518000	2590	1	1	0.07	0.712	19.20	20.20	1.259	0.896	/
	State3&5			Back Side	10	519000	2595	1	104	-0.10	0.841	19.34	20.20	1.219	1.025	/
	State3&5			Back Side	10	518000	2590	50	56	0.11	0.742	19.31	20.20	1.227	0.910	/
	State3&5			Back Side	10	519000	2595	50	56	-0.10	0.816	19.13	20.20	1.279	1.044	/
	State3&5			Back Side	10	518000	2590	100	0	0.00	0.778	19.18	20.20	1.265	0.984	/
	Ant.4			State3&5	DFT-s-OFDM	SA	Front Side	10	520000	2600	1	104	-0.12	0.231	20.74	22.20
State3&5		Back Side	10	520000			2600	1	104	-0.02	0.260	20.74	22.20	1.400	0.364	/
State3&5		Right Edge	10	520000			2600	1	104	0.03	0.381	20.74	22.20	1.400	0.533	/
State3&5		Front Side	10	520000			2600	50	0	0.10	0.207	20.52	22.20	1.472	0.305	/
State3&5		Back Side	10	520000			2600	50	0	0.04	0.244	20.52	22.20	1.472	0.359	/
State3&5		Right Edge	10	520000			2600	50	0	-0.07	0.326	20.52	22.20	1.472	0.480	/
Ant.0	State3&5	DFT-s-OFDM	SA	Front Side	10	520000	2600	1	104	0.06	0.394	23.40	24.20	1.202	0.474	/
	State3&5			Back Side	10	520000	2600	1	104	0.02	0.405	23.40	24.20	1.202	0.487	/
	State3&5			Left Edge	10	520000	2600	1	104	-0.14	0.153	23.40	24.20	1.202	0.184	/
	State3&5			Right Edge	10	520000	2600	1	104	0.08	0.141	23.40	24.20	1.202	0.169	/
	State3&5			Bottom Edge	10	520000	2600	1	104	0.01	0.859	23.40	24.20	1.202	1.033	/
	State3&5			Front Side	10	519000	2595	50	28	0.14	0.359	23.19	24.20	1.262	0.453	/
	State3&5			Back Side	10	519000	2595	50	28	-0.02	0.360	23.19	24.20	1.262	0.454	/
	State3&5			Left Edge	10	519000	2595	50	28	0.02	0.142	23.19	24.20	1.262	0.179	/
	State3&5			Right Edge	10	519000	2595	50	28	-0.13	0.135	23.19	24.20	1.262	0.170	/
	State3&5			Bottom Edge	10	519000	2595	50	28	0.04	0.764	23.19	24.20	1.262	0.964	/

Note: Refer to ANNEX C for the detailed test data for each test configuration.

Antenna	Power Reduction	Mode	Information	Position	Dist. (mm)	Ch.	Freq. (MHz)	RB Num.	RB Start	Power Drift (dB)	10 g Meas. SAR (W/kg)	Meas. Power (dBm)	Max. tune-power (dBm)	Scaling Factor	10g Scaled SAR (W/kg)	Meas. No.
Specific																
Ant.1	State1&3&5	DFT-s-OFDM	SA	Back Side	0	520000	2600	1	104	0.05	1.630	19.37	20.20	1.211	1.974	66#
	State1&3&5	BPSK		Back Side	0	520000	2600	50	28	-0.03	1.560	19.38	20.20	1.208	1.884	/
Note: Refer to ANNEX C for the detailed test data for each test configuration.																

10.24 5G n41 (100MHz Bandwidth)

Antenna	Power Reduction	Mode	Information	Position	Dist. (mm)	Ch.	Freq. (MHz)	RB Num.	RB Start	Power Drift (dB)	1 g Meas SAR (W/kg)	Meas. Power (dBm)	Max. tune-power (dBm)	Scaling Factor	1g Scaled SAR (W/kg)	Meas. No.
Head																
Ant.1	State2&4&6	DFT-s-OFDM BPSK	SA	Left Cheek	0	518598	2592.99	1	137	0.10	0.199	18.65	19.10	1.109	0.221	/
	State2&4&6			Left Tilt	0	518598	2592.99	1	137	-0.11	0.251	18.65	19.10	1.109	0.278	/
	State2&4&6			Right Cheek	0	518598	2592.99	1	137	-0.11	0.441	18.65	19.10	1.109	0.489	/
	State2&4&6			Right Tilt	0	518598	2592.99	1	137	-0.12	0.610	18.65	19.10	1.109	0.676	/
	State2&4&6			Left Cheek	0	518598	2592.99	135	69	0.14	0.200	18.50	19.10	1.148	0.230	/
	State2&4&6			Left Tilt	0	518598	2592.99	135	69	-0.09	0.261	18.50	19.10	1.148	0.300	/
	State2&4&6			Right Cheek	0	518598	2592.99	135	69	-0.03	0.463	18.50	19.10	1.148	0.532	/
	State2&4&6			Right Tilt	0	518598	2592.99	135	69	-0.03	0.631	18.50	19.10	1.148	0.724	/
Ant.4	State2&4&6	DFT-s-OFDM BPSK	SA	Left Cheek	0	509202	2546.01	1	271	0.02	0.375	18.72	19.20	1.117	0.419	/
	State2&4&6			Left Tilt	0	509202	2546.01	1	271	0.01	0.116	18.72	19.20	1.117	0.130	/
	State2&4&6			Right Cheek	0	509202	2546.01	1	271	0.08	0.652	18.72	19.20	1.117	0.728	67#
	State2&4&6			Right Tilt	0	509202	2546.01	1	271	0.06	0.178	18.72	19.20	1.117	0.199	/
	State2&4&6			Left Cheek	0	518598	2592.99	135	69	-0.02	0.480	18.49	19.20	1.178	0.565	/
	State2&4&6			Left Tilt	0	518598	2592.99	135	69	0.13	0.147	18.49	19.20	1.178	0.173	/
	State2&4&6			Right Cheek	0	518598	2592.99	135	69	-0.11	0.594	18.49	19.20	1.178	0.700	/
	State2&4&6			Right Tilt	0	518598	2592.99	135	69	0.03	0.203	18.49	19.20	1.178	0.239	/
Ant.0	State2&4&6	DFT-s-OFDM BPSK	SA	Left Cheek	0	528000	2640	1	137	-0.05	0.122	25.33	25.70	1.089	0.133	/
	State2&4&6			Left Tilt	0	528000	2640	1	137	-0.03	0.035	25.33	25.70	1.089	0.038	/
	State2&4&6			Right Cheek	0	528000	2640	1	137	0.06	0.098	25.33	25.70	1.089	0.107	/
	State2&4&6			Right Tilt	0	528000	2640	1	137	-0.03	0.031	25.33	25.70	1.089	0.034	/
	State2&4&6			Left Cheek	0	509202	2546.01	135	69	-0.06	0.136	25.20	25.70	1.122	0.153	/
	State2&4&6			Left Tilt	0	509202	2546.01	135	69	-0.13	0.038	25.20	25.70	1.122	0.043	/
	State2&4&6			Right Cheek	0	509202	2546.01	135	69	-0.01	0.102	25.20	25.70	1.122	0.114	/
	State2&4&6			Right Tilt	0	509202	2546.01	135	69	0.02	0.039	25.20	25.70	1.122	0.044	/
Body-worn																
Ant.1	State1&3&5	DFT-s-OFDM BPSK	SA	Front Side	15	528000	2640	1	271	-0.04	0.106	17.05	17.50	1.109	0.118	/
	State1&3&5			Back Side	15	528000	2640	1	271	0.01	0.404	17.05	17.50	1.109	0.448	68#
	State1&3&5			Front Side	15	518598	2592.99	135	69	-0.09	0.098	16.80	17.50	1.175	0.115	/
	State1&3&5			Back Side	15	518598	2592.99	135	69	0.13	0.372	16.80	17.50	1.175	0.437	/
Ant.4	State1&3&5	DFT-s-OFDM BPSK	SA	Front Side	15	509202	2546.01	1	271	-0.01	0.110	21.76	22.70	1.242	0.137	/
	State1&3&5			Back Side	15	509202	2546.01	1	271	-0.06	0.118	21.76	22.70	1.242	0.147	/
	State1&3&5			Front Side	15	509202	2546.01	135	69	0.04	0.114	21.65	22.70	1.274	0.145	/
	State1&3&5			Back Side	15	509202	2546.01	135	69	-0.11	0.124	21.65	22.70	1.274	0.158	/
Ant.0	State1&3&5	DFT-s-OFDM BPSK	SA	Front Side	15	528000	2640	1	271	-0.05	0.126	22.60	23.00	1.096	0.138	/
	State1&3&5			Back Side	15	528000	2640	1	271	-0.11	0.155	22.60	23.00	1.096	0.170	/
	State1&3&5			Front Side	15	513900	2569.5	135	69	0.12	0.111	22.55	23.00	1.109	0.123	/

	State1&3&5			Back Side	15	513900	2569.5	135	69	-0.13	0.116	22.55	23.00	1.109	0.129	/
Hotspot																
Ant.1	State3&5	DFT-s-OFDM	SA	Front Side	10	528000	2640	1	271	-0.07	0.118	17.05	17.50	1.109	0.131	/
	State3&5			Back Side	10	528000	2640	1	271	0.04	0.718	17.05	17.50	1.109	0.796	/
	State3&5			Right Edge	10	528000	2640	1	271	0.00	0.191	17.05	17.50	1.109	0.212	/
	State3&5			Top Edge	10	528000	2640	1	271	-0.12	0.451	17.05	17.50	1.109	0.500	/
	State3&5			Front Side	10	518598	2592.99	135	69	0.01	0.115	16.80	17.50	1.175	0.135	/
	State3&5			Back Side	10	518598	2592.99	135	69	0.11	0.661	16.80	17.50	1.175	0.777	/
	State3&5			Right Edge	10	518598	2592.99	135	69	0.13	0.187	16.80	17.50	1.175	0.220	/
	State3&5			Top Edge	10	518598	2592.99	135	69	-0.10	0.442	16.80	17.50	1.175	0.519	/
Ant.4	State3&5	DFT-s-OFDM	SA	Front Side	10	509202	2546.01	1	271	0.04	0.319	21.76	22.70	1.242	0.396	/
	State3&5			Back Side	10	509202	2546.01	1	271	-0.07	0.403	21.76	22.70	1.242	0.501	/
	State3&5			Right Edge	10	509202	2546.01	1	271	0.05	0.478	21.76	22.70	1.242	0.594	/
	State3&5			Front Side	10	509202	2546.01	135	69	-0.12	0.316	21.65	22.70	1.274	0.403	/
	State3&5			Back Side	10	509202	2546.01	135	69	0.06	0.402	21.65	22.70	1.274	0.512	/
	State3&5			Right Edge	10	509202	2546.01	135	69	-0.08	0.496	21.65	22.70	1.274	0.632	/
Ant.0	State3&5	DFT-s-OFDM	SA	Front Side	10	528000	2640	1	271	0.03	0.473	22.60	23.00	1.096	0.518	/
	State3&5			Back Side	10	528000	2640	1	271	-0.01	0.518	22.60	23.00	1.096	0.568	/
	State3&5			Left Edge	10	528000	2640	1	271	-0.09	0.181	22.60	23.00	1.096	0.198	/
	State3&5			Right Edge	10	528000	2640	1	271	-0.04	0.152	22.60	23.00	1.096	0.167	/
	State3&5			Bottom Edge	10	528000	2640	1	271	0.02	1.070	22.60	23.00	1.096	1.173	69#
	State3&5			Front Side	10	513900	2569.5	135	69	0.05	0.475	22.55	23.00	1.109	0.527	/
	State3&5			Back Side	10	513900	2569.5	135	69	-0.09	0.526	22.55	23.00	1.109	0.583	/
	State3&5			Left Edge	10	513900	2569.5	135	69	-0.05	0.166	22.55	23.00	1.109	0.184	/
	State3&5			Right Edge	10	513900	2569.5	135	69	-0.10	0.152	22.55	23.00	1.109	0.169	/
	State3&5			Bottom Edge	10	513900	2569.5	135	69	0.14	1.010	22.55	23.00	1.109	1.120	/
	State3&5			Bottom Edge	10	509202	2546.01	1	271	-0.05	0.986	22.38	23.00	1.153	1.137	/
	State3&5			Bottom Edge	10	513900	2569.5	1	271	-0.04	0.985	22.58	23.00	1.102	1.085	/
	State3&5			Bottom Edge	10	518598	2592.99	1	271	-0.02	0.943	22.49	23.00	1.125	1.061	/
	State3&5			Bottom Edge	10	523302	2616.51	1	271	-0.12	0.975	22.29	23.00	1.178	1.149	/
	State3&5			Bottom Edge	10	509202	2546.01	135	69	0.10	0.956	22.22	23.00	1.197	1.144	/
	State3&5			Bottom Edge	10	518598	2592.99	135	69	0.02	0.970	22.37	23.00	1.156	1.121	/
	State3&5			Bottom Edge	10	523302	2616.51	135	69	-0.12	0.982	22.47	23.00	1.130	1.110	/
	State3&5			Bottom Edge	10	528000	2640	135	69	0.08	0.964	22.26	23.00	1.186	1.143	/
	State3&5			Bottom Edge	10	518598	2592.99	270	0	-0.08	0.950	22.26	23.00	1.186	1.127	/

Note: Refer to ANNEX C for the detailed test data for each test configuration.

Antenna	Power Reduction	Mode	Information	Position	Dist. (mm)	Ch.	Freq. (MHz)	RB Num.	RB Start	Power Drift (dB)	10 g Meas SAR (W/kg)	Meas. Power (dBm)	Max. tune-power (dBm)	Scaling Factor	10g Scaled SAR (W/kg)	Meas. No.
Ant.1	State1&3&5		SA	Back Side	0	528000	2640	1	271	0.04	1.610	17.05	17.50	1.109	1.785	70#

	State1&3&5	DFT-s-		Right Edge	0	528000	2640	1	271	-0.11	0.817	17.05	17.50	1.109	0.906	/
	State1&3&5			Top Edge	0	528000	2640	1	271	-0.12	1.490	17.05	17.50	1.109	1.652	/
	State1&3&5	OFDM		Back Side	0	518598	2592.99	135	69	-0.02	1.460	16.80	17.50	1.175	1.716	/
	State1&3&5	BPSK		Right Edge	0	518598	2592.99	135	69	0.10	0.832	16.80	17.50	1.175	0.978	/
	State1&3&5			Top Edge	0	518598	2592.99	135	69	-0.02	1.450	16.80	17.50	1.175	1.704	/
Ant.0	State1&3&5	DFT-s-	SA	Bottom Edge	0	528000	2640	1	271	0.07	1.190	22.60	23.00	1.096	1.304	/
	State1&3&5	OFDM		Bottom Edge	0	513900	2569.5	135	69	0.13	1.050	22.55	23.00	1.109	1.164	/
Note: Refer to ANNEX C for the detailed test data for each test configuration.																

10.25 WIFI 2.4GHZ

Antenna	Power Reduction	Mode	Position	Dist. (mm)	Ch.	Freq. (MHz)	Power Drift (dB)	1 g Meas SAR (W/kg)	Meas. Power (dBm)	Max. tune-power (dBm)	Scaling Factor	Duty Cycle (%)	Scaling Factor	1 g Scaled SAR (W/kg)	Meas. No.
Head															
Ant.9	Level1	802.11 b	Left Cheek	0	6	2437	-0.09	0.695	17.26	18.00	1.186	99.56	1.004	0.828	71#
	Level1	802.11 b	Left Tilt	0	6	2437	-0.13	0.556	17.26	18.00	1.186	99.56	1.004	0.662	/
	Level1	802.11 b	Right Cheek	0	6	2437	0.10	0.313	17.26	18.00	1.186	99.56	1.004	0.373	/
	Level1	802.11 b	Right Tilt	0	6	2437	-0.01	0.414	17.26	18.00	1.186	99.56	1.004	0.493	/
	Level1	802.11 b	Left Cheek	0	1	2412	-0.05	0.443	16.03	18.00	1.574	99.56	1.004	0.700	/
	Level1	802.11 b	Left Cheek	0	11	2462	-0.03	0.566	16.38	18.00	1.452	99.56	1.004	0.825	/
Ant.9	Level3	802.11 b	Left Cheek	0	6	2437	0.12	0.287	13.46	15.00	1.426	99.56	1.004	0.411	/
	Level3	802.11 b	Left Tilt	0	6	2437	0.11	0.230	13.46	15.00	1.426	99.56	1.004	0.329	/
	Level3	802.11 b	Right Cheek	0	6	2437	0.07	0.126	13.46	15.00	1.426	99.56	1.004	0.180	/
	Level3	802.11 b	Right Tilt	0	6	2437	0.13	0.171	13.46	15.00	1.426	99.56	1.004	0.245	/
Ant.10	Level1	802.11 b	Left Cheek	0	6	2437	-0.07	0.129	17.35	18.00	1.161	99.56	1.004	0.150	/
	Level1	802.11 b	Left Tilt	0	6	2437	-0.15	0.037	17.35	18.00	1.161	99.56	1.004	0.043	/
	Level1	802.11 b	Right Cheek	0	6	2437	0.17	0.377	17.35	18.00	1.161	99.56	1.004	0.439	/
	Level1	802.11 b	Right Tilt	0	6	2437	0.17	0.036	17.35	18.00	1.161	99.56	1.004	0.042	/
Ant.10	Level3	802.11 b	Left Cheek	0	6	2437	-0.16	0.053	13.47	15.00	1.422	99.56	1.004	0.076	/
	Level3	802.11 b	Left Tilt	0	6	2437	-0.13	0.015	13.47	15.00	1.422	99.56	1.004	0.021	/
	Level3	802.11 b	Right Cheek	0	6	2437	-0.16	0.154	13.47	15.00	1.422	99.56	1.004	0.220	/
	Level3	802.11 b	Right Tilt	0	6	2437	0.06	0.015	13.47	15.00	1.422	99.56	1.004	0.021	/
MIMO	Level1	802.11 b	Left Cheek	0	6	2437	-0.05	0.619	20.32	21.00	1.169	99.56	1.004	0.727	/
	Level1	802.11 b	Left Tilt	0	6	2437	0.04	0.381	20.32	21.00	1.169	99.56	1.004	0.447	/
	Level1	802.11 b	Right Cheek	0	6	2437	-0.07	0.382	20.32	21.00	1.169	99.56	1.004	0.448	/
	Level1	802.11 b	Right Tilt	0	6	2437	0.05	0.490	20.32	21.00	1.169	99.56	1.004	0.575	/
MIMO	Level3	802.11 b	Left Cheek	0	6	2437	0.06	0.253	16.48	18.00	1.419	99.56	1.004	0.360	/
	Level3	802.11 b	Left Tilt	0	6	2437	-0.18	0.156	16.48	18.00	1.419	99.56	1.004	0.222	/
	Level3	802.11 b	Right Cheek	0	6	2437	-0.06	0.153	16.48	18.00	1.419	99.56	1.004	0.218	/
	Level3	802.11 b	Right Tilt	0	6	2437	-0.06	0.201	16.48	18.00	1.419	99.56	1.004	0.286	/
Body-Wron															
Ant.9	Level5	802.11 b	Front Side	15	6	2437	-0.04	0.119	18.56	20.00	1.393	99.56	1.004	0.166	/
	Level5	802.11 b	Back Side	15	6	2437	0.14	0.153	18.56	20.00	1.393	99.56	1.004	0.214	/
Ant.9	Level7	802.11 b	Front Side	15	6	2437	0.01	0.040	14.02	15.50	1.406	99.56	1.004	0.056	/
	Level7	802.11 b	Back Side	15	6	2437	0.12	0.053	14.02	15.50	1.406	99.56	1.004	0.075	/
Ant.10	Level5	802.11 b	Front Side	15	6	2437	0.16	0.094	18.36	20.00	1.459	99.56	1.004	0.138	/
	Level5	802.11 b	Back Side	15	6	2437	-0.19	0.101	18.36	20.00	1.459	99.56	1.004	0.148	/
Ant.10	Level7	802.11 b	Front Side	15	6	2437	-0.10	0.032	13.85	15.50	1.462	99.56	1.004	0.047	/
	Level7	802.11 b	Back Side	15	6	2437	-0.18	0.035	13.85	15.50	1.462	99.56	1.004	0.051	/
MIMO	Level5	802.11 b	Front Side	15	6	2437	0.19	0.151	21.47	23.00	1.422	99.56	1.004	0.216	/

	Level5	802.11 b	Back Side	15	6	2437	-0.03	0.180	21.47	23.00	1.422	99.56	1.004	0.257	72#
MIMO	Level7	802.11 b	Front Side	15	6	2437	0.05	0.052	16.95	18.50	1.429	99.56	1.004	0.075	/
	Level7	802.11 b	Back Side	15	6	2437	0.15	0.061	16.95	18.50	1.429	99.56	1.004	0.088	/
Hotspot															
Ant.9	Level7	802.11 b	Front Side	10	6	2437	0.04	0.058	14.02	15.50	1.406	99.56	1.004	0.082	/
	Level7	802.11 b	Back Side	10	6	2437	-0.18	0.096	14.02	15.50	1.406	99.56	1.004	0.136	/
	Level7	802.11 b	Left Edge	10	6	2437	-0.10	0.043	14.02	15.50	1.406	99.56	1.004	0.061	/
	Level7	802.11 b	Top Edge	10	6	2437	0.16	0.098	14.02	15.50	1.406	99.56	1.004	0.138	/
Ant.10	Level7	802.11 b	Front Side	10	6	2437	0.07	0.053	13.85	15.50	1.462	99.56	1.004	0.078	/
	Level7	802.11 b	Back Side	10	6	2437	0.04	0.051	13.85	15.50	1.462	99.56	1.004	0.075	/
	Level7	802.11 b	Left Edge	10	6	2437	0.08	0.165	13.85	15.50	1.462	99.56	1.004	0.242	/
MIMO	Level7	802.11 b	Front Side	10	6	2437	-0.17	0.068	16.95	18.50	1.429	99.56	1.004	0.098	/
	Level7	802.11 b	Back Side	10	6	2437	-0.19	0.095	16.95	18.50	1.429	99.56	1.004	0.136	/
	Level7	802.11 b	Left Edge	10	6	2437	-0.05	0.178	16.95	18.50	1.429	99.56	1.004	0.255	73#
	Level7	802.11 b	Top Edge	10	6	2437	-0.10	0.097	16.95	18.50	1.429	99.56	1.004	0.139	/
Note: Refer to ANNEX C for the detailed test data for each test configuration.															

Antenna	Power Reduction	Mode	Position	Dist. (mm)	Ch.	Freq. (MHz)	Power Drift (dB)	10 g Meas SAR (W/kg)	Meas. Power (dBm)	Max. tune-power (dBm)	Scaling Factor	Duty Cycle (%)	Scaling Factor	10 g Scaled SAR (W/kg)	Meas. No.
Specific															
Ant.9	Level5	802.11 b	Front Side	0	6	2437	0.07	0.568	18.56	20.00	1.393	99.56	1.004	0.794	/
	Level5	802.11 b	Back Side	0	6	2437	0.05	0.866	18.56	20.00	1.393	99.56	1.004	1.211	/
	Level5	802.11 b	Left Edge	0	6	2437	-0.06	0.498	18.56	20.00	1.393	99.56	1.004	0.696	/
	Level5	802.11 b	Top Edge	0	6	2437	0.05	0.730	18.56	20.00	1.393	99.56	1.004	1.021	/
Ant.9	Level7	802.11 b	Front Side	0	6	2437	0.07	0.200	14.02	15.50	1.406	99.56	1.004	0.282	/
	Level7	802.11 b	Back Side	0	6	2437	0.09	0.302	14.02	15.50	1.406	99.56	1.004	0.426	/
	Level7	802.11 b	Left Edge	0	6	2437	-0.08	0.175	14.02	15.50	1.406	99.56	1.004	0.247	/
	Level5	802.11 b	Top Edge	0	6	2437	-0.09	0.254	14.02	15.50	1.406	99.56	1.004	0.359	/
Ant.10	Level5	802.11 b	Front Side	0	6	2437	0.11	0.350	18.36	20.00	1.459	99.56	1.004	0.513	/
	Level5	802.11 b	Back Side	0	6	2437	-0.02	0.269	18.36	20.00	1.459	99.56	1.004	0.394	/
	Level5	802.11 b	Left Edge	0	6	2437	-0.08	0.930	18.36	20.00	1.459	99.56	1.004	1.362	/
Ant.10	Level7	802.11 b	Front Side	0	6	2437	-0.02	0.126	13.85	15.50	1.462	99.56	1.004	0.185	/
	Level7	802.11 b	Back Side	0	6	2437	-0.08	0.093	13.85	15.50	1.462	99.56	1.004	0.137	/
	Level7	802.11 b	Left Edge	0	6	2437	0.01	0.330	13.85	15.50	1.462	99.56	1.004	0.484	/
MIMO	Level5	802.11 b	Front Side	0	6	2437	0.12	0.523	21.47	23.00	1.422	99.56	1.004	0.747	/
	Level5	802.11 b	Back Side	0	6	2437	-0.04	0.839	21.47	23.00	1.422	99.56	1.004	1.198	/
	Level5	802.11 b	Left Edge	0	6	2437	0.03	1.250	21.47	23.00	1.422	99.56	1.004	1.785	74#
	Level5	802.11 b	Top Edge	0	6	2437	0.10	0.543	21.47	23.00	1.422	99.56	1.004	0.775	/
MIMO	Level7	802.11 b	Front Side	0	6	2437	-0.04	0.184	16.95	18.50	1.429	99.56	1.004	0.264	/
	Level7	802.11 b	Back Side	0	6	2437	-0.02	0.291	16.95	18.50	1.429	99.56	1.004	0.418	/
	Level7	802.11 b	Left Edge	0	6	2437	-0.11	0.440	16.95	18.50	1.429	99.56	1.004	0.631	/
	Level7	802.11 b	Top Edge	0	6	2437	0.09	0.195	16.95	18.50	1.429	99.56	1.004	0.280	/
Note: Refer to ANNEX C for the detailed test data for each test configuration.															

10.26 WIFI 5GHZ

Antenna	Band	Power Reduction	Mode	Position	Dist. (mm)	Ch.	Freq. (MHz)	Power Drift (dB)	1 g Meas SAR (W/kg)	Meas. Power (dBm)	Max. tune-power (dBm)	Scaling Factor	Duty Cycle(%)	Scaling Factor	1 g Scaled SAR (W/kg)	Meas. No.
Head																
Ant.9	5.3G	Level1&2	802.11 n40	Left Cheek	0	54	5270	-0.10	0.361	16.17	17.50	1.358	98.71	1.013	0.497	/
	5.3G	Level1&2	802.11 n40	Left Tilt	0	54	5270	-0.10	0.416	16.17	17.50	1.358	98.71	1.013	0.572	/
	5.3G	Level1&2	802.11 n40	Right Cheek	0	54	5270	-0.07	0.166	16.17	17.50	1.358	98.71	1.013	0.228	/
	5.3G	Level1&2	802.11 n40	Right Tilt	0	54	5270	0.14	0.240	16.17	17.50	1.358	98.71	1.013	0.330	/
Ant.9	5.3G	Level3&4	802.11 n40	Left Cheek	0	54	5270	0.08	0.176	13.15	14.50	1.365	98.71	1.013	0.243	/
	5.3G	Level3&4	802.11 n40	Left Tilt	0	54	5270	0.19	0.202	13.15	14.50	1.365	98.71	1.013	0.279	/
	5.3G	Level3&4	802.11 n40	Right Cheek	0	54	5270	0.02	0.080	13.15	14.50	1.365	98.71	1.013	0.111	/
	5.3G	Level3&4	802.11 n40	Right Tilt	0	54	5270	-0.15	0.118	13.15	14.50	1.365	98.71	1.013	0.163	/
Ant.10	5.3G	Level1&2	802.11 n40	Left Cheek	0	54	5270	-0.03	0.243	16.36	17.50	1.300	98.71	1.013	0.320	/
	5.3G	Level1&2	802.11 n40	Left Tilt	0	54	5270	0.08	0.163	16.46	17.50	1.271	98.71	1.013	0.210	/
	5.3G	Level1&2	802.11 n40	Right Cheek	0	54	5270	-0.18	0.126	16.46	17.50	1.271	98.71	1.013	0.162	/
	5.3G	Level1&2	802.11 n40	Right Tilt	0	54	5270	-0.18	0.072	16.46	17.50	1.271	98.71	1.013	0.093	/
Ant.10	5.3G	Level3&4	802.11 n40	Left Cheek	0	54	5270	-0.03	0.118	13.59	14.50	1.233	98.71	1.013	0.147	/
	5.3G	Level3&4	802.11 n40	Left Tilt	0	54	5270	0.12	0.079	13.59	14.50	1.233	98.71	1.013	0.099	/
	5.3G	Level3&4	802.11 n40	Right Cheek	0	54	5270	0.00	0.061	13.59	14.50	1.233	98.71	1.013	0.076	/
	5.3G	Level3&4	802.11 n40	Right Tilt	0	54	5270	0.12	0.035	13.59	14.50	1.233	98.71	1.013	0.044	/
MIMO	5.3G	Level1&2	802.11 n40	Left Cheek	0	54	5270	0.05	0.499	19.33	20.50	1.309	98.71	1.013	0.662	75#
	5.3G	Level1&2	802.11 n40	Left Tilt	0	54	5270	0.00	0.375	19.33	20.50	1.309	98.71	1.013	0.497	/
	5.3G	Level1&2	802.11 n40	Right Cheek	0	54	5270	0.09	0.157	19.33	20.50	1.309	98.71	1.013	0.208	/
	5.3G	Level1&2	802.11 n40	Right Tilt	0	54	5270	0.13	0.197	19.33	20.50	1.309	98.71	1.013	0.261	/
MIMO	5.3G	Level3&4	802.11 n40	Left Cheek	0	54	5270	-0.02	0.241	16.39	17.50	1.291	98.71	1.013	0.315	/
	5.3G	Level3&4	802.11 n40	Left Tilt	0	54	5270	0.05	0.180	16.39	17.50	1.291	98.71	1.013	0.235	/
	5.3G	Level3&4	802.11 n40	Right Cheek	0	54	5270	0.04	0.075	16.39	17.50	1.291	98.71	1.013	0.098	/
	5.3G	Level3&4	802.11 n40	Right Tilt	0	54	5270	-0.11	0.093	16.39	17.50	1.291	98.71	1.013	0.122	/
Ant.9	5.6G	Level1&2	802.11 n40	Left Cheek	0	110	5550	0.01	0.247	17.02	17.50	1.117	98.71	1.013	0.279	/
	5.6G	Level1&2	802.11 n40	Left Tilt	0	110	5550	0.01	0.217	17.02	17.50	1.117	98.71	1.013	0.246	/
	5.6G	Level1&2	802.11 n40	Right Cheek	0	110	5550	-0.12	0.107	17.02	17.50	1.117	98.71	1.013	0.121	/
	5.6G	Level1&2	802.11 n40	Right Tilt	0	110	5550	-0.05	0.113	17.02	17.50	1.117	98.71	1.013	0.128	/
Ant.9	5.6G	Level3&4	802.11 n40	Left Cheek	0	110	5550	0.01	0.093	12.96	13.50	1.132	98.71	1.013	0.107	/
	5.6G	Level3&4	802.11 n40	Left Tilt	0	110	5550	0.06	0.082	12.96	13.50	1.132	98.71	1.013	0.094	/
	5.6G	Level3&4	802.11 n40	Right Cheek	0	110	5550	-0.08	0.041	12.96	13.50	1.132	98.71	1.013	0.047	/
	5.6G	Level3&4	802.11 n40	Right Tilt	0	110	5550	-0.12	0.043	12.96	13.50	1.132	98.71	1.013	0.049	/
Ant.10	5.6G	Level1&2	802.11 n40	Left Cheek	0	110	5550	-0.11	0.778	17.06	17.50	1.107	98.71	1.013	0.872	/
	5.6G	Level1&2	802.11 n40	Left Tilt	0	110	5550	0.08	0.519	17.06	17.50	1.107	98.71	1.013	0.582	/
	5.6G	Level1&2	802.11 n40	Right Cheek	0	110	5550	-0.11	0.287	17.06	17.50	1.107	98.71	1.013	0.322	/
	5.6G	Level1&2	802.11 n40	Right Tilt	0	110	5550	-0.12	0.198	17.06	17.50	1.107	98.71	1.013	0.222	/

	5.6G	Level1&2	802.11 n40	Left Cheek	0	102	5510	-0.09	0.313	13.74	15.50	1.500	98.71	1.013	0.476	/
	5.6G	Level1&2	802.11 n40	Left Cheek	0	134	5670	0.05	0.396	15.53	17.50	1.574	98.71	1.013	0.631	/
Ant.10	5.6G	Level3&4	802.11 n40	Left Cheek	0	110	5550	-0.08	0.293	13.31	13.50	1.045	98.71	1.013	0.310	/
	5.6G	Level3&4	802.11 n40	Left Tilt	0	110	5550	0.16	0.195	13.31	13.50	1.045	98.71	1.013	0.206	/
	5.6G	Level3&4	802.11 n40	Right Cheek	0	110	5550	-0.11	0.106	13.31	13.50	1.045	98.71	1.013	0.112	/
	5.6G	Level3&4	802.11 n40	Right Tilt	0	110	5550	-0.04	0.073	13.31	13.50	1.045	98.71	1.013	0.077	/
MIMO	5.6G	Level1&2	802.11 n40	Left Cheek	0	110	5550	-0.09	0.800	20.05	20.50	1.109	98.71	1.013	0.899	76#
	5.6G	Level1&2	802.11 n40	Left Tilt	0	110	5550	0.17	0.718	20.05	20.50	1.109	98.71	1.013	0.807	/
	5.6G	Level1&2	802.11 n40	Right Cheek	0	110	5550	-0.09	0.287	20.05	20.50	1.109	98.71	1.013	0.322	/
	5.6G	Level1&2	802.11 n40	Right Tilt	0	110	5550	0.11	0.224	20.05	20.50	1.109	98.71	1.013	0.252	/
	5.6G	Level1&2	802.11 n40	Left Cheek	0	102	5510	-0.14	0.326	17.26	18.50	1.330	98.71	1.013	0.439	/
	5.6G	Level1&2	802.11 n40	Left Cheek	0	134	5670	0.07	0.448	19.07	20.50	1.390	98.71	1.013	0.631	/
MIMO	5.6G	Level3&4	802.11 n40	Left Cheek	0	110	5550	0.13	0.302	16.15	16.50	1.084	98.71	1.013	0.332	/
	5.6G	Level3&4	802.11 n40	Left Tilt	0	110	5550	-0.13	0.271	16.15	16.50	1.084	98.71	1.013	0.298	/
	5.6G	Level3&4	802.11 n40	Right Cheek	0	110	5550	0.08	0.106	16.15	16.50	1.084	98.71	1.013	0.116	/
	5.6G	Level3&4	802.11 n40	Right Tilt	0	110	5550	0.11	0.084	16.15	16.50	1.084	98.71	1.013	0.092	/
Ant.9	5.8G	Level1&2	802.11 ac80	Left Cheek	0	155	5775	-0.17	0.450	17.74	18.50	1.191	98.54	1.015	0.544	/
	5.8G	Level1&2	802.11 ac80	Left Tilt	0	155	5775	-0.15	0.656	17.74	18.50	1.191	98.54	1.015	0.793	/
	5.8G	Level1&2	802.11 ac80	Right Cheek	0	155	5775	-0.11	0.151	17.74	18.50	1.191	98.54	1.015	0.183	/
	5.8G	Level1&2	802.11 ac80	Right Tilt	0	155	5775	0.02	0.186	17.74	18.50	1.191	98.54	1.015	0.225	/
Ant.9	5.8G	Level3&4	802.11 ac80	Left Cheek	0	155	5775	0.09	0.218	14.70	15.50	1.202	98.54	1.015	0.266	/
	5.8G	Level3&4	802.11 ac80	Left Tilt	0	155	5775	-0.16	0.317	14.70	15.50	1.202	98.54	1.015	0.387	/
	5.8G	Level3&4	802.11 ac80	Right Cheek	0	155	5775	0.18	0.073	14.70	15.50	1.202	98.54	1.015	0.089	/
	5.8G	Level3&4	802.11 ac80	Right Tilt	0	155	5775	0.03	0.089	14.70	15.50	1.202	98.54	1.015	0.109	/
Ant.10	5.8G	Level1&2	802.11 ac80	Left Cheek	0	155	5775	0.04	0.458	17.73	18.50	1.194	98.54	1.015	0.555	/
	5.8G	Level1&2	802.11 ac80	Left Tilt	0	155	5775	-0.12	0.352	17.73	18.50	1.194	98.54	1.015	0.427	/
	5.8G	Level1&2	802.11 ac80	Right Cheek	0	155	5775	0.15	0.181	17.73	18.50	1.194	98.54	1.015	0.219	/
	5.8G	Level1&2	802.11 ac80	Right Tilt	0	155	5775	0.14	0.117	17.73	18.50	1.194	98.54	1.015	0.142	/
Ant.10	5.8G	Level3&4	802.11 ac80	Left Cheek	0	155	5775	0.18	0.223	13.72	15.50	1.507	98.54	1.015	0.341	/
	5.8G	Level3&4	802.11 ac80	Left Tilt	0	155	5775	0.09	0.171	13.72	15.50	1.507	98.54	1.015	0.262	/
	5.8G	Level3&4	802.11 ac80	Right Cheek	0	155	5775	-0.01	0.087	13.72	15.50	1.507	98.54	1.015	0.133	/
	5.8G	Level3&4	802.11 ac80	Right Tilt	0	155	5775	-0.02	0.055	13.72	15.50	1.507	98.54	1.015	0.084	/
MIMO	5.8G	Level1&2	802.11 ac80	Left Cheek	0	155	5775	0.01	0.543	20.75	21.50	1.189	98.54	1.015	0.655	/
	5.8G	Level1&2	802.11 ac80	Left Tilt	0	155	5775	-0.02	0.735	20.75	21.50	1.189	98.54	1.015	0.887	77#
	5.8G	Level1&2	802.11 ac80	Right Cheek	0	155	5775	0.09	0.243	20.75	21.50	1.189	98.54	1.015	0.293	/
	5.8G	Level1&2	802.11 ac80	Right Tilt	0	155	5775	-0.03	0.267	20.75	21.50	1.189	98.54	1.015	0.322	/
MIMO	5.8G	Level3&4	802.11 ac80	Left Cheek	0	155	5775	-0.01	0.265	17.25	18.50	1.334	98.54	1.015	0.359	/
	5.8G	Level3&4	802.11 ac80	Left Tilt	0	155	5775	0.12	0.357	17.25	18.50	1.334	98.54	1.015	0.483	/
	5.8G	Level3&4	802.11 ac80	Right Cheek	0	155	5775	-0.08	0.119	17.25	18.50	1.334	98.54	1.015	0.161	/
	5.8G	Level3&4	802.11 ac80	Right Tilt	0	155	5775	0.00	0.130	17.25	18.50	1.334	98.54	1.015	0.176	/
Body-worn																
Ant.9	5.2G	Level5&6	802.11 n40	Front Side	15	46	5230	0.03	0.055	16.61	18.50	1.545	98.71	1.013	0.086	/
	5.2G	Level5&6	802.11 n40	Back Side	15	46	5230	0.01	0.353	16.61	18.50	1.545	98.71	1.013	0.552	/

Ant.9	5.3G	Level5&6	802.11 n40	Front Side	15	54	5270	-0.12	0.064	16.68	18.00	1.355	98.71	1.013	0.088	/
	5.3G	Level5&6	802.11 n40	Back Side	15	54	5270	0.01	0.404	16.68	18.00	1.355	98.71	1.013	0.555	/
Ant.9	5.3G	Level7&8	802.11 n40	Front Side	15	54	5270	0.07	0.035	14.20	15.50	1.349	98.71	1.013	0.048	/
	5.3G	Level7&8	802.11 n40	Back Side	15	54	5270	0.14	0.221	14.20	15.50	1.349	98.71	1.013	0.302	/
Ant.10	5.2G	Level5&6	802.11 n40	Front Side	15	54	5270	0.09	0.055	17.32	18.50	1.312	98.71	1.013	0.073	/
	5.2G	Level5&6	802.11 n40	Back Side	15	54	5270	0.03	0.118	17.32	18.50	1.312	98.71	1.013	0.157	/
Ant.10	5.3G	Level5&6	802.11 n40	Front Side	15	54	5270	-0.01	0.057	16.91	18.00	1.285	98.71	1.013	0.074	/
	5.3G	Level5&6	802.11 n40	Back Side	15	54	5270	0.18	0.122	16.91	18.00	1.285	98.71	1.013	0.159	/
Ant.10	5.3G	Level7&8	802.11 n40	Front Side	15	54	5270	-0.08	0.030	14.48	15.50	1.265	98.71	1.013	0.038	/
	5.3G	Level7&8	802.11 n40	Back Side	15	54	5270	0.12	0.067	14.48	15.50	1.265	98.71	1.013	0.086	/
MIMO	5.2G	Level5&6	802.11 n40	Front Side	15	54	5270	0.08	0.130	19.99	21.50	1.416	98.71	1.013	0.186	/
	5.2G	Level5&6	802.11 n40	Back Side	15	54	5270	0.18	0.401	19.99	21.50	1.416	98.71	1.013	0.575	/
MIMO	5.3G	Level5&6	802.11 n40	Front Side	15	54	5270	-0.07	0.140	19.81	21.00	1.315	98.71	1.013	0.186	/
	5.3G	Level5&6	802.11 n40	Back Side	15	54	5270	-0.03	0.434	19.81	21.00	1.315	98.71	1.013	0.578	78#
MIMO	5.3G	Level7&8	802.11 n40	Front Side	15	54	5270	-0.05	0.074	17.35	18.50	1.303	98.71	1.013	0.098	/
	5.3G	Level7&8	802.11 n40	Back Side	15	54	5270	-0.16	0.232	17.35	18.50	1.303	98.71	1.013	0.306	/
Ant.9	5.6G	Level5&6	802.11 n40	Front Side	15	110	5550	-0.06	0.084	18.01	18.50	1.119	98.71	1.013	0.095	/
	5.6G	Level5&6	802.11 n40	Back Side	15	110	5550	-0.13	0.518	18.01	18.50	1.119	98.71	1.013	0.587	/
Ant.9	5.6G	Level7&8	802.11 n40	Front Side	15	110	5550	0.15	0.029	13.45	14.00	1.135	98.71	1.013	0.033	/
	5.6G	Level7&8	802.11 n40	Back Side	15	110	5550	0.07	0.184	13.45	14.00	1.135	98.71	1.013	0.212	/
Ant.10	5.6G	Level5&6	802.11 n40	Front Side	15	110	5550	0.19	0.200	18.15	18.50	1.084	98.71	1.013	0.220	/
	5.6G	Level5&6	802.11 n40	Back Side	15	110	5550	-0.02	0.435	18.15	18.50	1.084	98.71	1.013	0.478	/
Ant.10	5.6G	Level7&8	802.11 n40	Front Side	15	110	5550	-0.19	0.070	13.57	14.00	1.104	98.71	1.013	0.078	/
	5.6G	Level7&8	802.11 n40	Back Side	15	110	5550	-0.01	0.153	13.57	14.00	1.104	98.71	1.013	0.171	/
MIMO	5.6G	Level5&6	802.11 n40	Front Side	15	110	5550	0.04	0.193	21.09	21.50	1.099	98.71	1.013	0.215	/
	5.6G	Level5&6	802.11 n40	Back Side	15	110	5550	0.02	0.879	21.09	21.50	1.099	98.71	1.013	0.979	79#
	5.6G	Level5&6	802.11 n40	Back Side	15	102	5510	-0.02	0.388	17.26	18.50	1.330	98.71	1.013	0.523	/
	5.6G	Level5&6	802.11 n40	Back Side	15	134	5670	-0.07	0.755	20.75	21.50	1.189	98.71	1.013	0.909	/
MIMO	5.6G	Level7&8	802.11 n40	Front Side	15	110	5550	-0.13	0.139	16.52	17.00	1.117	98.71	1.013	0.157	/
	5.6G	Level7&8	802.11 n40	Back Side	15	110	5550	0.14	0.262	16.52	17.00	1.117	98.71	1.013	0.296	/
Ant.9	5.8G	Level5	802.11 ac80	Front Side	15	155	5775	0.13	0.074	17.74	18.50	1.191	98.54	1.015	0.089	/
	5.8G	Level5	802.11 ac80	Back Side	15	155	5775	-0.09	0.692	17.74	18.50	1.191	98.54	1.015	0.837	/
Ant.9	5.8G	Level6	802.11 ac80	Front Side	15	155	5775	0.09	0.059	16.78	17.50	1.180	98.54	1.015	0.071	/
	5.8G	Level6	802.11 ac80	Back Side	15	155	5775	0.13	0.556	16.78	17.50	1.180	98.54	1.015	0.666	/
Ant.9	5.8G	Level7&8	802.11 ac80	Front Side	15	155	5775	-0.01	0.019	12.09	13.00	1.233	98.54	1.015	0.024	/
	5.8G	Level7&8	802.11 ac80	Back Side	15	155	5775	-0.13	0.178	12.09	13.00	1.233	98.54	1.015	0.223	/
Ant.10	5.8G	Level5	802.11 ac80	Front Side	15	155	5775	0.07	0.055	17.73	18.50	1.194	98.54	1.015	0.067	/
	5.8G	Level5	802.11 ac80	Back Side	15	155	5775	0.05	0.246	17.73	18.50	1.194	98.54	1.015	0.298	/
Ant.10	5.8G	Level6	802.11 ac80	Front Side	15	155	5775	-0.06	0.043	16.73	17.50	1.194	98.54	1.015	0.052	/
	5.8G	Level6	802.11 ac80	Back Side	15	155	5775	0.16	0.192	16.73	17.50	1.194	98.54	1.015	0.233	/
Ant.10	5.8G	Level7&8	802.11 ac80	Front Side	15	155	5775	-0.04	0.015	11.04	13.00	1.570	98.54	1.015	0.024	/
	5.8G	Level7&8	802.11 ac80	Back Side	15	155	5775	-0.15	0.068	11.04	13.00	1.570	98.54	1.015	0.108	/
MIMO	5.8G	Level5	802.11 ac80	Front Side	15	155	5775	-0.08	0.135	20.75	21.50	1.189	98.54	1.015	0.163	/

	5.8G	Level5	802.11 ac80	Back Side	15	155	5775	0.06	0.976	20.75	21.50	1.189	98.54	1.015	1.178	80#
MIMO	5.8G	Level6	802.11 ac80	Front Side	15	155	5775	-0.08	0.078	19.58	20.50	1.236	98.54	1.015	0.098	/
	5.8G	Level6	802.11 ac80	Back Side	15	155	5775	0.06	0.641	19.58	20.50	1.236	98.54	1.015	0.804	/
MIMO	5.8G	Level7&8	802.11 ac80	Front Side	15	155	5775	-0.03	0.026	14.61	16.00	1.377	98.54	1.015	0.036	/
	5.8G	Level7&8	802.11 ac80	Back Side	15	155	5775	0.12	0.228	14.61	16.00	1.377	98.54	1.015	0.319	/
Hotspot																
Ant.9	5.2G	Level6	802.11 n40	Front Side	10	46	5230	0.03	0.120	16.61	18.50	1.545	98.71	1.013	0.188	/
	5.2G	Level6	802.11 n40	Back Side	10	46	5230	-0.11	0.574	16.61	18.50	1.545	98.71	1.013	0.898	/
	5.2G	Level6	802.11 n40	Left Edge	10	46	5230	0.13	0.280	16.61	18.50	1.545	98.71	1.013	0.438	/
	5.2G	Level6	802.11 n40	Top Edge	10	46	5230	0.00	0.539	16.61	18.50	1.545	98.71	1.013	0.844	/
	5.2G	Level6	802.11 n40	Back Side	10	38	5190	0.02	0.170	12.05	13.50	1.396	98.71	1.013	0.240	/
	5.2G	Level6	802.11 n40	Top Edge	10	38	5190	-0.18	0.161	12.05	13.50	1.396	98.71	1.013	0.228	/
Ant.9	5.2G	Level7&8	802.11 n40	Front Side	10	46	5230	0.17	0.046	13.58	15.50	1.556	98.71	1.013	0.073	/
	5.2G	Level7&8	802.11 n40	Back Side	10	46	5230	-0.17	0.228	13.58	15.50	1.556	98.71	1.013	0.359	/
	5.2G	Level7&8	802.11 n40	Left Edge	10	46	5230	0.14	0.108	13.58	15.50	1.556	98.71	1.013	0.170	/
	5.2G	Level7&8	802.11 n40	Top Edge	10	46	5230	0.08	0.213	13.58	15.50	1.556	98.71	1.013	0.336	/
Ant.10	5.2G	Level6	802.11 n40	Front Side	10	46	5230	-0.16	0.081	17.32	18.50	1.312	98.71	1.013	0.108	/
	5.2G	Level6	802.11 n40	Back Side	10	46	5230	-0.10	0.132	17.32	18.50	1.312	98.71	1.013	0.175	/
	5.2G	Level6	802.11 n40	Left Edge	10	46	5230	0.12	0.184	17.32	18.50	1.312	98.71	1.013	0.245	/
Ant.10	5.2G	Level7&8	802.11 n40	Front Side	10	46	5230	-0.11	0.031	14.30	15.50	1.318	98.71	1.013	0.041	/
	5.2G	Level7&8	802.11 n40	Back Side	10	46	5230	-0.14	0.052	14.30	15.50	1.318	98.71	1.013	0.069	/
	5.2G	Level7&8	802.11 n40	Left Edge	10	46	5230	-0.02	0.070	14.30	15.50	1.318	98.71	1.013	0.093	/
MIMO	5.2G	Level6	802.11 n40	Front Side	10	46	5230	-0.04	0.120	19.99	21.50	1.416	98.71	1.013	0.172	/
	5.2G	Level6	802.11 n40	Back Side	10	46	5230	-0.04	0.637	19.99	21.50	1.416	98.71	1.013	0.914	81#
	5.2G	Level6	802.11 n40	Left Edge	10	46	5230	0.10	0.357	19.99	21.50	1.416	98.71	1.013	0.512	/
	5.2G	Level6	802.11 n40	Top Edge	10	46	5230	0.11	0.507	19.99	21.50	1.416	98.71	1.013	0.727	/
	5.2G	Level6	802.11 n40	Back Side	10	38	5190	-0.09	0.210	14.85	16.50	1.462	98.71	1.013	0.311	/
MIMO	5.2G	Level7&8	802.11 n40	Front Side	10	46	5230	0.12	0.048	16.97	18.50	1.422	98.71	1.013	0.069	/
	5.2G	Level7&8	802.11 n40	Back Side	10	46	5230	0.10	0.252	16.97	18.50	1.422	98.71	1.013	0.363	/
	5.2G	Level7&8	802.11 n40	Left Edge	10	46	5230	0.03	0.143	16.97	18.50	1.422	98.71	1.013	0.206	/
	5.2G	Level7&8	802.11 n40	Top Edge	10	46	5230	0.13	0.201	16.97	18.50	1.422	98.71	1.013	0.290	/
Ant.9	5.8G	Level6	802.11 ac80	Front Side	10	155	5775	0.17	0.084	16.78	17.50	1.180	98.54	1.015	0.101	/
	5.8G	Level6	802.11 ac80	Back Side	10	155	5775	0.17	0.686	16.78	17.50	1.180	98.54	1.015	0.822	/
	5.8G	Level6	802.11 ac80	Left Edge	10	155	5775	0.10	0.502	16.78	17.50	1.180	98.54	1.015	0.601	/
	5.8G	Level6	802.11 ac80	Top Edge	10	155	5775	0.15	0.327	16.78	17.50	1.180	98.54	1.015	0.392	/
Ant.9	5.8G	Level7&8	802.11 ac80	Front Side	10	155	5775	-0.17	0.028	12.09	13.00	1.233	98.54	1.015	0.035	/
	5.8G	Level7&8	802.11 ac80	Back Side	10	155	5775	0.11	0.241	12.09	13.00	1.233	98.54	1.015	0.302	/
	5.8G	Level7&8	802.11 ac80	Left Edge	10	155	5775	0.10	0.178	12.09	13.00	1.233	98.54	1.015	0.223	/
	5.8G	Level7&8	802.11 ac80	Top Edge	10	155	5775	0.06	0.118	12.09	13.00	1.233	98.54	1.015	0.148	/
Ant.10	5.8G	Level6	802.11 ac80	Front Side	10	155	5775	0.17	0.088	16.73	17.50	1.194	98.54	1.015	0.107	/
	5.8G	Level6	802.11 ac80	Back Side	10	155	5775	0.09	0.268	16.73	17.50	1.194	98.54	1.015	0.325	/
	5.8G	Level6	802.11 ac80	Left Edge	10	155	5775	0.05	0.314	16.73	17.50	1.194	98.54	1.015	0.381	/
Ant.10	5.8G	Level7&8	802.11 ac80	Front Side	10	155	5775	-0.11	0.030	11.04	13.00	1.570	98.54	1.015	0.048	/

	5.8G	Level7&8	802.11 ac80	Back Side	10	155	5775	0.01	0.093	11.04	13.00	1.570	98.54	1.015	0.148	/
	5.8G	Level7&8	802.11 ac80	Left Edge	10	155	5775	0.19	0.110	11.04	13.00	1.570	98.54	1.015	0.175	/
MIMO	5.8G	Level6	802.11 ac80	Front Side	10	155	5775	0.17	0.131	19.58	20.50	1.236	98.54	1.015	0.164	/
	5.8G	Level6	802.11 ac80	Back Side	10	155	5775	0.05	0.916	19.58	20.50	1.236	98.54	1.015	1.149	82#
	5.8G	Level6	802.11 ac80	Left Edge	10	155	5775	-0.19	0.703	19.58	20.50	1.236	98.54	1.015	0.882	/
	5.8G	Level6	802.11 ac80	Top Edge	10	155	5775	-0.01	0.485	19.58	20.50	1.236	98.54	1.015	0.608	/
MIMO	5.8G	Level7&8	802.11 ac80	Front Side	10	155	5775	0.14	0.047	14.61	16.00	1.377	98.54	1.015	0.066	/
	5.8G	Level7&8	802.11 ac80	Back Side	10	155	5775	-0.11	0.323	14.61	16.00	1.377	98.54	1.015	0.451	/
	5.8G	Level7&8	802.11 ac80	Left Edge	10	155	5775	0.06	0.249	14.61	16.00	1.377	98.54	1.015	0.348	/
	5.8G	Level7&8	802.11 ac80	Top Edge	10	155	5775	-0.14	0.174	14.61	16.00	1.377	98.54	1.015	0.243	/

Note: Refer to ANNEX C for the detailed test data for each test configuration.

Antenna	Band	Power Reduction	Mode	Position	Dist. (mm)	Ch.	Freq. (MHz)	Power Drift (dB)	10 g Meas SAR (W/kg)	Meas. Power (dBm)	Max. tune-power (dBm)	Scaling Factor	Duty Cycle (%)	Scaling Factor	10 g Scaled SAR (W/kg)	Meas. No.
Specific																
Ant.9	5.3G	Level5&6	802.11 n40	Front Side	0	54	5270	-0.19	0.269	16.68	18.00	1.355	98.71	1.013	0.369	/
	5.3G	Level5&6	802.11 n40	Back Side	0	54	5270	0.08	0.783	16.68	18.00	1.355	98.71	1.013	1.075	/
	5.3G	Level5&6	802.11 n40	Left Edge	0	54	5270	-0.03	0.527	16.68	18.00	1.355	98.71	1.013	0.723	/
	5.3G	Level5&6	802.11 n40	Top Edge	0	54	5270	-0.02	0.609	16.68	18.00	1.355	98.71	1.013	0.836	/
Ant.9	5.3G	Level7&8	802.11 n40	Front Side	0	54	5270	-0.18	0.149	14.20	15.50	1.349	98.71	1.013	0.204	/
	5.3G	Level7&8	802.11 n40	Back Side	0	54	5270	0.04	0.428	14.20	15.50	1.349	98.71	1.013	0.585	/
	5.3G	Level7&8	802.11 n40	Left Edge	0	54	5270	0.13	0.276	14.20	15.50	1.349	98.71	1.013	0.377	/
	5.3G	Level7&8	802.11 n40	Top Edge	0	54	5270	-0.04	0.332	14.20	15.50	1.349	98.71	1.013	0.454	/
Ant.10	5.3G	Level5&6	802.11 n40	Front Side	0	54	5270	0.09	0.235	16.91	18.00	1.285	98.71	1.013	0.306	/
	5.3G	Level5&6	802.11 n40	Back Side	0	54	5270	0.13	0.173	16.91	18.00	1.285	98.71	1.013	0.225	/
	5.3G	Level5&6	802.11 n40	Left Edge	0	54	5270	-0.11	0.391	16.91	18.00	1.285	98.71	1.013	0.509	/
Ant.10	5.3G	Level7&8	802.11 n40	Front Side	0	54	5270	0.10	0.128	14.48	15.50	1.265	98.71	1.013	0.164	/
	5.3G	Level7&8	802.11 n40	Back Side	0	54	5270	0.03	0.093	14.48	15.50	1.265	98.71	1.013	0.119	/
	5.3G	Level7&8	802.11 n40	Left Edge	0	54	5270	-0.05	0.213	14.48	15.50	1.265	98.71	1.013	0.273	/
MIMO	5.3G	Level5&6	802.11 n40	Front Side	0	54	5270	0.17	0.269	19.81	21.00	1.315	98.71	1.013	0.358	/
	5.3G	Level5&6	802.11 n40	Back Side	0	54	5270	0.03	0.813	19.81	21.00	1.315	98.71	1.013	1.083	83#
	5.3G	Level5&6	802.11 n40	Left Edge	0	54	5270	0.19	0.598	19.81	21.00	1.315	98.71	1.013	0.797	/
	5.3G	Level5&6	802.11 n40	Top Edge	0	54	5270	0.19	0.677	19.81	21.00	1.315	98.71	1.013	0.902	/
MIMO	5.3G	Level7&8	802.11 n40	Front Side	0	54	5270	-0.15	0.146	17.35	18.50	1.303	98.71	1.013	0.193	/
	5.3G	Level7&8	802.11 n40	Back Side	0	54	5270	-0.14	0.445	17.35	18.50	1.303	98.71	1.013	0.587	/
	5.3G	Level7&8	802.11 n40	Left Edge	0	54	5270	-0.04	0.323	17.35	18.50	1.303	98.71	1.013	0.426	/
	5.3G	Level7&8	802.11 n40	Top Edge	0	54	5270	-0.07	0.371	17.35	18.50	1.303	98.71	1.013	0.490	/
Ant.9	5.6G	Level5&6	802.11 n40	Front Side	0	110	5550	-0.19	0.142	18.01	18.50	1.119	98.71	1.013	0.161	/
	5.6G	Level5&6	802.11 n40	Back Side	0	110	5550	0.09	0.486	18.01	18.50	1.119	98.71	1.013	0.551	/
	5.6G	Level5&6	802.11 n40	Left Edge	0	110	5550	-0.11	0.387	18.01	18.50	1.119	98.71	1.013	0.439	/
	5.6G	Level5&6	802.11 n40	Top Edge	0	110	5550	0.13	0.327	18.01	18.50	1.119	98.71	1.013	0.371	/

Ant.9	5.6G	Level7&8	802.11 n40	Front Side	0	110	5550	0.04	0.062	13.45	14.00	1.135	98.71	1.013	0.071	/
	5.6G	Level7&8	802.11 n40	Back Side	0	110	5550	-0.02	0.214	13.45	14.00	1.135	98.71	1.013	0.246	/
	5.6G	Level7&8	802.11 n40	Left Edge	0	110	5550	-0.12	0.173	13.45	14.00	1.135	98.71	1.013	0.199	/
	5.6G	Level7&8	802.11 n40	Top Edge	0	110	5550	0.04	0.144	13.45	14.00	1.135	98.71	1.013	0.166	/
Ant.10	5.6G	Level5&6	802.11 n40	Front Side	0	110	5550	0.13	0.655	18.15	18.50	1.084	98.71	1.013	0.719	/
	5.6G	Level5&6	802.11 n40	Back Side	0	110	5550	0.19	0.526	18.15	18.50	1.084	98.71	1.013	0.578	/
	5.6G	Level5&6	802.11 n40	Left Edge	0	110	5550	-0.10	1.060	18.15	18.50	1.084	98.71	1.013	1.164	/
Ant.10	5.6G	Level7&8	802.11 n40	Front Side	0	110	5550	-0.04	0.226	13.57	14.00	1.104	98.71	1.013	0.253	/
	5.6G	Level7&8	802.11 n40	Back Side	0	110	5550	-0.17	0.180	13.57	14.00	1.104	98.71	1.013	0.201	/
	5.6G	Level7&8	802.11 n40	Left Edge	0	110	5550	-0.04	0.366	13.57	14.00	1.104	98.71	1.013	0.409	/
MIMO	5.6G	Level5&6	802.11 n40	Front Side	0	110	5550	0.09	0.534	21.09	21.50	1.099	98.71	1.013	0.594	/
	5.6G	Level5&6	802.11 n40	Back Side	0	110	5550	0.04	0.653	21.09	21.50	1.099	98.71	1.013	0.727	/
	5.6G	Level5&6	802.11 n40	Left Edge	0	110	5550	0.07	1.070	21.09	21.50	1.099	98.71	1.013	1.191	84#
	5.6G	Level5&6	802.11 n40	Top Edge	0	110	5550	-0.04	0.466	21.09	21.50	1.099	98.71	1.013	0.519	/
MIMO	5.6G	Level7&8	802.11 n40	Front Side	0	110	5550	-0.10	0.184	16.52	17.00	1.117	98.71	1.013	0.208	/
	5.6G	Level7&8	802.11 n40	Back Side	0	110	5550	0.01	0.225	16.52	17.00	1.117	98.71	1.013	0.255	/
	5.6G	Level7&8	802.11 n40	Left Edge	0	110	5550	0.19	0.370	16.52	17.00	1.117	98.71	1.013	0.419	/
	5.6G	Level7&8	802.11 n40	Top Edge	0	110	5550	-0.15	0.164	16.52	17.00	1.117	98.71	1.013	0.186	/
Ant.9	5.8G	Level5	802.11 ac80	Front Side	0	155	5775	0.18	0.228	17.74	18.50	1.191	98.54	1.015	0.276	/
	5.8G	Level5	802.11 ac80	Back Side	0	155	5775	-0.07	0.789	17.74	18.50	1.191	98.54	1.015	0.954	/
	5.8G	Level5	802.11 ac80	Left Edge	0	155	5775	-0.03	0.713	17.74	18.50	1.191	98.54	1.015	0.862	/
	5.8G	Level5	802.11 ac80	Top Edge	0	155	5775	0.04	0.440	17.74	18.50	1.191	98.54	1.015	0.532	/
Ant.9	5.8G	Level6	802.11 ac80	Front Side	0	155	5775	0.15	0.179	16.78	17.50	1.180	98.54	1.015	0.214	/
	5.8G	Level6	802.11 ac80	Back Side	0	155	5775	-0.15	0.625	16.78	17.50	1.180	98.54	1.015	0.749	/
	5.8G	Level6	802.11 ac80	Left Edge	0	155	5775	-0.15	0.565	16.78	17.50	1.180	98.54	1.015	0.677	/
	5.8G	Level6	802.11 ac80	Top Edge	0	155	5775	0.07	0.348	16.78	17.50	1.180	98.54	1.015	0.417	/
Ant.9	5.8G	Level7&8	802.11 ac80	Front Side	0	155	5775	-0.09	0.061	12.09	13.00	1.233	98.54	1.015	0.076	/
	5.8G	Level7&8	802.11 ac80	Back Side	0	155	5775	0.00	0.214	12.09	13.00	1.233	98.54	1.015	0.268	/
	5.8G	Level7&8	802.11 ac80	Left Edge	0	155	5775	-0.10	0.194	12.09	13.00	1.233	98.54	1.015	0.243	/
	5.8G	Level7&8	802.11 ac80	Top Edge	0	155	5775	0.08	0.115	12.09	13.00	1.233	98.54	1.015	0.144	/
Ant.10	5.8G	Level5	802.11 ac80	Front Side	0	155	5775	0.09	0.118	17.73	18.50	1.194	98.54	1.015	0.143	/
	5.8G	Level5	802.11 ac80	Back Side	0	155	5775	-0.04	0.327	17.73	18.50	1.194	98.54	1.015	0.396	/
	5.8G	Level5	802.11 ac80	Left Edge	0	155	5775	-0.14	0.554	17.73	18.50	1.194	98.54	1.015	0.671	/
Ant.10	5.8G	Level6	802.11 ac80	Front Side	0	155	5775	-0.16	0.092	16.73	17.50	1.194	98.54	1.015	0.111	/
	5.8G	Level6	802.11 ac80	Back Side	0	155	5775	0.14	0.258	16.73	17.50	1.194	98.54	1.015	0.313	/
	5.8G	Level6	802.11 ac80	Left Edge	0	155	5775	-0.14	0.439	16.73	17.50	1.194	98.54	1.015	0.532	/
Ant.10	5.8G	Level7&8	802.11 ac80	Front Side	0	155	5775	-0.05	0.032	11.04	13.00	1.570	98.54	1.015	0.051	/
	5.8G	Level7&8	802.11 ac80	Back Side	0	155	5775	-0.14	0.085	11.04	13.00	1.570	98.54	1.015	0.135	/
	5.8G	Level7&8	802.11 ac80	Left Edge	0	155	5775	0.08	0.147	11.04	13.00	1.570	98.54	1.015	0.234	/
MIMO	5.8G	Level5	802.11 ac80	Front Side	0	155	5775	-0.15	0.144	20.75	21.50	1.189	98.54	1.015	0.174	/
	5.8G	Level5	802.11 ac80	Back Side	0	155	5775	0.00	0.798	20.75	21.50	1.189	98.54	1.015	0.963	85#
	5.8G	Level5	802.11 ac80	Left Edge	0	155	5775	0.09	0.792	20.75	21.50	1.189	98.54	1.015	0.956	/
	5.8G	Level5	802.11 ac80	Top Edge	0	155	5775	-0.09	0.515	20.75	21.50	1.189	98.54	1.015	0.622	/

MIMO	5.8G	Level6	802.11 ac80	Front Side	0	155	5775	-0.04	0.117	19.58	20.50	1.236	98.54	1.015	0.147	/
	5.8G	Level6	802.11 ac80	Back Side	0	155	5775	0.00	0.632	19.58	20.50	1.236	98.54	1.015	0.793	/
	5.8G	Level6	802.11 ac80	Left Edge	0	155	5775	-0.13	0.628	19.58	20.50	1.236	98.54	1.015	0.788	/
	5.8G	Level6	802.11 ac80	Top Edge	0	155	5775	0.08	0.407	19.58	20.50	1.236	98.54	1.015	0.511	/
MIMO	5.8G	Level7&8	802.11 ac80	Front Side	0	155	5775	0.15	0.037	14.61	16.00	1.377	98.54	1.015	0.052	/
	5.8G	Level7&8	802.11 ac80	Back Side	0	155	5775	0.08	0.209	14.61	16.00	1.377	98.54	1.015	0.292	/
	5.8G	Level7&8	802.11 ac80	Left Edge	0	155	5775	-0.05	0.206	14.61	16.00	1.377	98.54	1.015	0.288	/
	5.8G	Level7&8	802.11 ac80	Top Edge	0	155	5775	0.08	0.134	14.61	16.00	1.377	98.54	1.015	0.187	/

Note: Refer to ANNEX C for the detailed test data for each test configuration.

10.27 Bluetooth

Antenna	Power Reduction	Mode	Position	Dist. (mm)	Ch.	Freq. (MHz)	Power Drift (dB)	1 g Meas SAR (W/kg)	Meas. Power (dBm)	Max. tune-power (dBm)	Scaling Factor	Duty Cycle (%)	Scaling Factor	1 g Scaled SAR (W/kg)	Meas. No.
Head															
Ant.9	Level1	DH5	Left Cheek	0	39	2441	-0.06	0.390	17.02	19.00	1.578	76.94	1.300	0.800	/
Ant.9	Level1	DH5	Left Tilt	0	39	2441	-0.06	0.345	17.02	19.00	1.578	76.94	1.300	0.708	/
Ant.9	Level1	DH5	Right Cheek	0	39	2441	-0.07	0.080	17.02	19.00	1.578	76.94	1.300	0.164	/
Ant.9	Level1	DH5	Right Tilt	0	39	2441	0.00	0.105	17.02	19.00	1.578	76.94	1.300	0.215	/
Ant.9	Level1	DH5	Left Cheek	0	0	2402	0.00	0.264	16.88	19.00	1.629	76.94	1.300	0.559	/
Ant.9	Level1	DH5	Left Cheek	0	78	2480	0.04	0.429	16.96	19.00	1.600	76.94	1.300	0.892	/
Ant.9	Level2&3&4	DH5	Left Cheek	0	0	2402	-0.15	0.119	12.03	14.00	1.574	76.94	1.300	0.243	/
Ant.9	Level2&3&4	DH5	Left Tilt	0	0	2402	-0.03	0.103	12.03	14.00	1.574	76.94	1.300	0.211	/
Ant.9	Level2&3&4	DH5	Right Cheek	0	0	2402	-0.13	0.025	12.03	14.00	1.574	76.94	1.300	0.051	/
Ant.9	Level2&3&4	DH5	Right Tilt	0	0	2402	0.15	0.030	12.03	14.00	1.574	76.94	1.300	0.061	/
Ant.10	Level1	DH5	Left Cheek	0	39	2441	-0.02	0.063	16.23	19.00	1.892	76.94	1.300	0.155	/
Ant.10	Level1	DH5	Left Tilt	0	39	2441	-0.12	0.003	16.23	19.00	1.892	76.94	1.300	0.007	/
Ant.10	Level1	DH5	Right Cheek	0	39	2441	0.17	0.189	16.23	19.00	1.892	76.94	1.300	0.465	/
Ant.10	Level1	DH5	Right Tilt	0	39	2441	-0.10	0.005	16.23	19.00	1.892	76.94	1.300	0.012	/
Ant.10	Level2&3&4	DH5	Left Cheek	0	39	2441	-0.04	0.023	12.25	14.00	1.496	76.94	1.300	0.045	/
Ant.10	Level2&3&4	DH5	Left Tilt	0	39	2441	-0.04	0.000	12.25	14.00	1.496	76.94	1.300	0.000	/
Ant.10	Level2&3&4	DH5	Right Cheek	0	39	2441	-0.04	0.071	12.25	14.00	1.496	76.94	1.300	0.138	/
Ant.10	Level2&3&4	DH5	Right Tilt	0	39	2441	0.03	0.002	12.25	14.00	1.496	76.94	1.300	0.004	/
MIMO	Level1	DH5	Left Cheek	0	39	2441	0.02	0.390	19.65	22.00	1.718	76.94	1.300	0.871	/
MIMO	Level1	DH5	Left Tilt	0	39	2441	0.16	0.374	19.65	22.00	1.718	76.94	1.300	0.835	/
MIMO	Level1	DH5	Right Cheek	0	39	2441	0.04	0.178	19.65	22.00	1.718	76.94	1.300	0.398	/
MIMO	Level1	DH5	Right Tilt	0	39	2441	0.16	0.266	19.65	22.00	1.718	76.94	1.300	0.594	/
MIMO	Level1	DH5	Left Cheek	0	0	2402	-0.09	0.308	19.55	22.00	1.758	76.94	1.300	0.704	/
MIMO	Level1	DH5	Left Cheek	0	78	2480	0.00	0.427	19.53	22.00	1.766	76.94	1.300	0.980	86#
MIMO	Level1	DH5	Left Tilt	0	0	2402	-0.04	0.275	19.55	22.00	1.758	76.94	1.300	0.628	/
MIMO	Level1	DH5	Left Tilt	0	78	2480	0.02	0.394	19.53	22.00	1.766	76.94	1.300	0.905	/
MIMO	Level2&3&4	DH5	Left Cheek	0	39	2441	-0.18	0.134	15.06	17.00	1.563	76.94	1.300	0.272	/
MIMO	Level2&3&4	DH5	Left Tilt	0	39	2441	0.07	0.128	15.06	17.00	1.563	76.94	1.300	0.260	/
MIMO	Level2&3&4	DH5	Right Cheek	0	39	2441	-0.06	0.061	15.06	17.00	1.563	76.94	1.300	0.124	/
MIMO	Level2&3&4	DH5	Right Tilt	0	39	2441	-0.07	0.092	15.06	17.00	1.563	76.94	1.300	0.187	/
Body-worn															
Ant.9	Level5&6&7	DH5	Front Side	15	39	2441	-0.18	0.043	17.02	19.00	1.578	76.94	1.300	0.088	/
Ant.9	Level5&6&7	DH5	Back Side	15	39	2441	0.11	0.076	17.02	19.00	1.578	76.94	1.300	0.156	87#
Ant.9	Level8	DH5	Front Side	15	0	2402	-0.12	0.014	12.03	14.00	1.574	76.94	1.300	0.029	/
Ant.9	Level8	DH5	Back Side	15	0	2402	-0.05	0.022	12.03	14.00	1.574	76.94	1.300	0.045	/
Ant.10	Level5&6&7	DH5	Front Side	15	39	2441	0.14	0.021	16.23	19.00	1.892	76.94	1.300	0.052	/

Ant.10	Level5&6&7	DH5	Back Side	15	39	2441	-0.10	0.035	16.23	19.00	1.892	76.94	1.300	0.086	/
Ant.10	Level8	DH5	Front Side	15	39	2441	-0.04	0.008	12.25	14.00	1.496	76.94	1.300	0.016	/
Ant.10	Level8	DH5	Back Side	15	39	2441	0.08	0.014	12.25	14.00	1.496	76.94	1.300	0.027	/
MIMO	Level5&6&7	DH5	Front Side	15	39	2441	0.11	0.043	19.65	22.00	1.718	76.94	1.300	0.096	/
MIMO	Level5&6&7	DH5	Back Side	15	39	2441	0.09	0.065	19.65	22.00	1.718	76.94	1.300	0.145	/
MIMO	Level8	DH5	Front Side	15	39	2441	-0.04	0.014	15.06	17.00	1.563	76.94	1.300	0.028	/
MIMO	Level8	DH5	Back Side	15	39	2441	0.06	0.023	15.06	17.00	1.563	76.94	1.300	0.047	/
Hotspot															
Ant.9	Level6&7	DH5	Front Side	10	39	2441	0.02	0.063	17.02	19.00	1.578	76.94	1.300	0.129	/
Ant.9	Level6&7	DH5	Back Side	10	39	2441	-0.04	0.143	17.02	19.00	1.578	76.94	1.300	0.293	/
Ant.9	Level6&7	DH5	Left Edge	10	39	2441	-0.02	0.052	17.02	19.00	1.578	76.94	1.300	0.107	/
Ant.9	Level6&7	DH5	Top Edge	10	39	2441	0.00	0.100	17.02	19.00	1.578	76.94	1.300	0.205	/
Ant.9	Level8	DH5	Front Side	10	0	2402	-0.02	0.021	12.03	14.00	1.574	76.94	1.300	0.043	/
Ant.9	Level8	DH5	Back Side	10	0	2402	-0.16	0.038	12.03	14.00	1.574	76.94	1.300	0.078	/
Ant.9	Level8	DH5	Left Edge	10	0	2402	0.02	0.015	12.03	14.00	1.574	76.94	1.300	0.031	/
Ant.9	Level8	DH5	Top Edge	10	0	2402	-0.15	0.032	12.03	14.00	1.574	76.94	1.300	0.065	/
Ant.10	Level6&7	DH5	Front Side	10	39	2441	-0.08	0.054	16.23	19.00	1.892	76.94	1.300	0.133	/
Ant.10	Level6&7	DH5	Back Side	10	39	2441	0.13	0.062	16.23	19.00	1.892	76.94	1.300	0.152	/
Ant.10	Level6&7	DH5	Left Edge	10	39	2441	0.01	0.162	16.23	19.00	1.892	76.94	1.300	0.398	88#
Ant.10	Level8	DH5	Front Side	10	39	2441	-0.08	0.020	12.25	14.00	1.496	76.94	1.300	0.039	/
Ant.10	Level8	DH5	Back Side	10	39	2441	0.16	0.024	12.25	14.00	1.496	76.94	1.300	0.047	/
Ant.10	Level8	DH5	Left Edge	10	39	2441	-0.17	0.061	12.25	14.00	1.496	76.94	1.300	0.119	/
MIMO	Level6&7	DH5	Front Side	10	39	2441	0.15	0.069	19.65	22.00	1.718	76.94	1.300	0.154	/
MIMO	Level6&7	DH5	Back Side	10	39	2441	-0.17	0.127	19.65	22.00	1.718	76.94	1.300	0.284	/
MIMO	Level6&7	DH5	Left Edge	10	39	2441	0.14	0.056	19.65	22.00	1.718	76.94	1.300	0.125	/
MIMO	Level6&7	DH5	Top Edge	10	39	2441	0.18	0.141	19.65	22.00	1.718	76.94	1.300	0.315	/
MIMO	Level8	DH5	Front Side	10	39	2441	-0.06	0.022	15.06	17.00	1.563	76.94	1.300	0.045	/
MIMO	Level8	DH5	Back Side	10	39	2441	-0.15	0.043	15.06	17.00	1.563	76.94	1.300	0.087	/
MIMO	Level8	DH5	Left Edge	10	39	2441	0.14	0.019	15.06	17.00	1.563	76.94	1.300	0.039	/
MIMO	Level8	DH5	Top Edge	10	39	2441	-0.17	0.049	15.06	17.00	1.563	76.94	1.300	0.100	/

Note: Refer to ANNEX C for the detailed test data for each test configuration.

Antenna	Power Reduction	Mode	Position	Dist. (mm)	Ch.	Freq. (MHz)	Power Drift (dB)	10 g Meas SAR (W/kg)	Meas. Power (dBm)	Max. tune-power (dBm)	Scaling Factor	Duty Cycle (%)	Scaling Factor	10 g Scaled SAR (W/kg)	Meas. No.
Specific															
Ant.9	Level5&6&7	DH5	Front Side	0	39	2441	0.01	0.255	17.02	19.00	1.578	76.94	1.300	0.523	/
Ant.9	Level5&6&7	DH5	Back Side	0	39	2441	0.01	0.398	17.02	19.00	1.578	76.94	1.300	0.816	/
Ant.9	Level5&6&7	DH5	Left Edge	0	39	2441	-0.05	0.224	17.02	19.00	1.578	76.94	1.300	0.460	/
Ant.9	Level5&6&7	DH5	Top Edge	0	39	2441	0.06	0.377	17.02	19.00	1.578	76.94	1.300	0.773	/
Ant.9	Level8	DH5	Front Side	0	0	2402	0.00	0.078	12.03	14.00	1.574	76.94	1.300	0.160	/
Ant.9	Level8	DH5	Back Side	0	0	2402	-0.08	0.125	12.03	14.00	1.574	76.94	1.300	0.256	/
Ant.9	Level8	DH5	Left Edge	0	0	2402	0.01	0.065	12.03	14.00	1.574	76.94	1.300	0.133	/
Ant.9	Level8	DH5	Top Edge	0	0	2402	0.11	0.115	12.03	14.00	1.574	76.94	1.300	0.235	/
Ant.10	Level5&6&7	DH5	Front Side	0	39	2441	0.01	0.140	16.23	19.00	1.892	76.94	1.300	0.344	/
Ant.10	Level5&6&7	DH5	Back Side	0	39	2441	0.04	0.102	16.23	19.00	1.892	76.94	1.300	0.251	/
Ant.10	Level5&6&7	DH5	Left Edge	0	39	2441	-0.08	0.350	16.23	19.00	1.892	76.94	1.300	0.861	89#
Ant.10	Level8	DH5	Front Side	0	39	2441	0.06	0.054	12.25	14.00	1.496	76.94	1.300	0.105	/
Ant.10	Level8	DH5	Back Side	0	39	2441	0.13	0.037	12.25	14.00	1.496	76.94	1.300	0.072	/
Ant.10	Level8	DH5	Left Edge	0	39	2441	0.01	0.134	12.25	14.00	1.496	76.94	1.300	0.261	/
MIMO	Level5&6&7	DH5	Front Side	0	39	2441	0.10	0.272	19.65	22.00	1.718	76.94	1.300	0.607	/
MIMO	Level5&6&7	DH5	Back Side	0	39	2441	-0.03	0.331	19.65	22.00	1.718	76.94	1.300	0.739	/
MIMO	Level5&6&7	DH5	Left Edge	0	39	2441	-0.13	0.234	19.65	22.00	1.718	76.94	1.300	0.523	/
MIMO	Level5&6&7	DH5	Top Edge	0	39	2441	0.06	0.336	19.65	22.00	1.718	76.94	1.300	0.750	/
MIMO	Level8	DH5	Front Side	0	39	2441	-0.05	0.091	15.06	17.00	1.563	76.94	1.300	0.185	/
MIMO	Level8	DH5	Back Side	0	39	2441	0.10	0.116	15.06	17.00	1.563	76.94	1.300	0.236	/
MIMO	Level8	DH5	Left Edge	0	39	2441	0.07	0.082	15.06	17.00	1.563	76.94	1.300	0.167	/
MIMO	Level8	DH5	Top Edge	0	39	2441	-0.07	0.121	15.06	17.00	1.563	76.94	1.300	0.246	/
Note: Refer to ANNEX C for the detailed test data for each test configuration.															