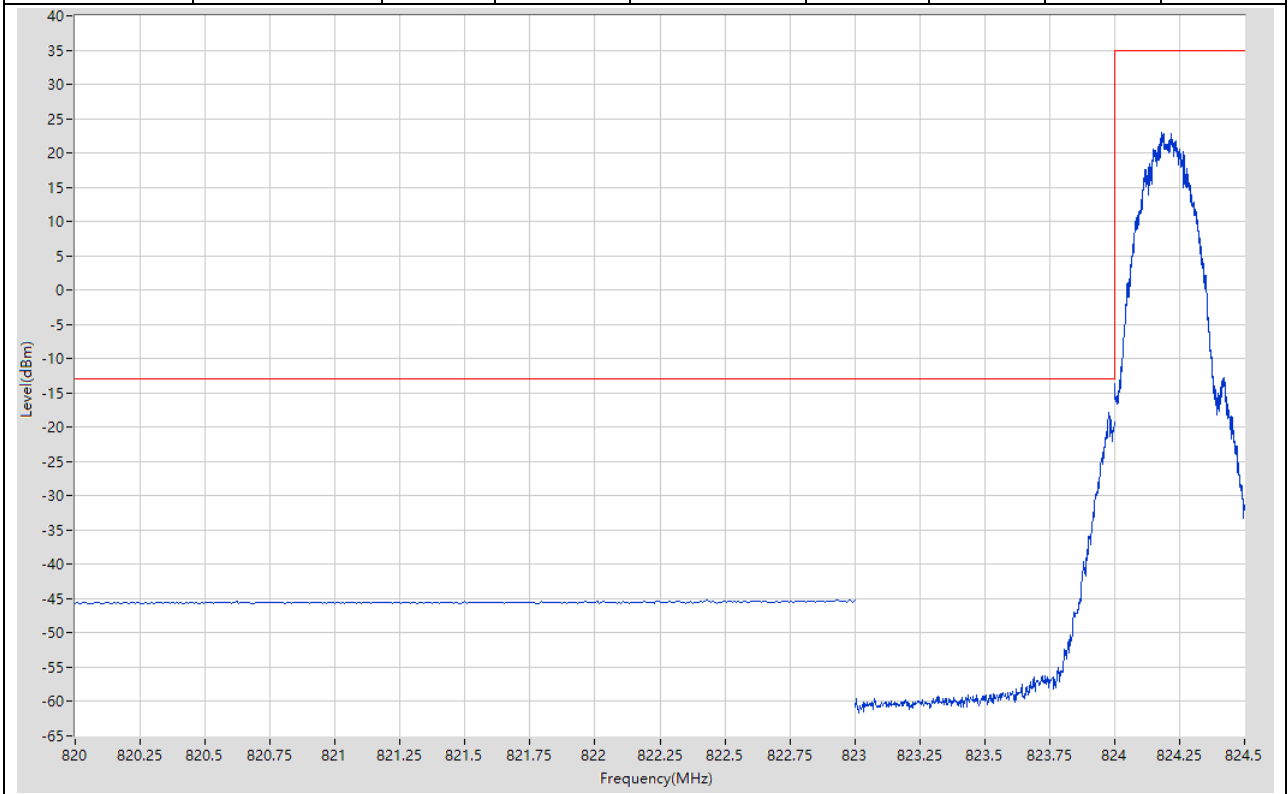


## **Annex A.6 Band Edge**

# 1. GSM\_GSM850

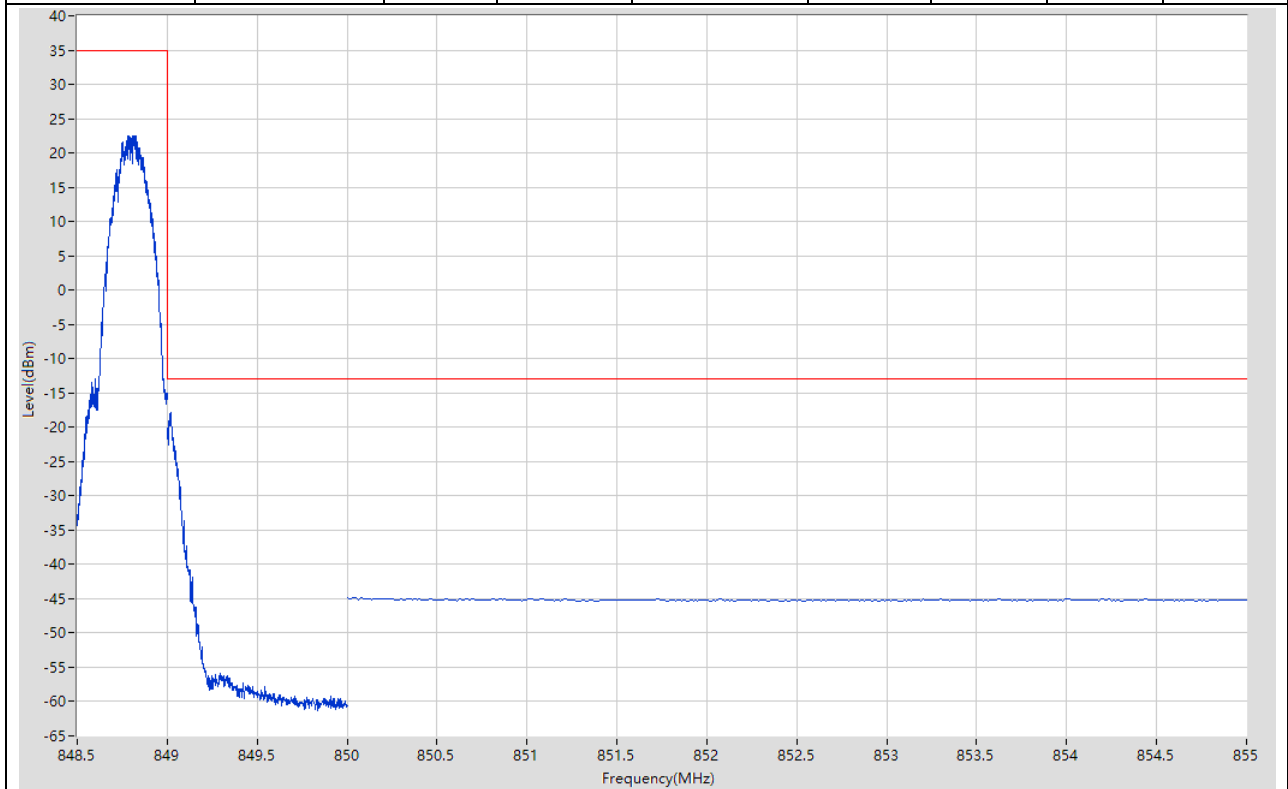
## 1.1. GSM Band Edge\_Part22-24(NTNV)(Channel:128)

Start Frequency (MHz)	Stop Frequency (MHz)	RBW (MHz)	Detector	Frequency (MHz)	Power (dBm)	Limit (dBm)	Verdict	Sweep Point
820	823	0.1	RMS	823	-45.22	-13	Pass	401
823	824	0.003	RMS	823.978	-17.85	-13	Pass	401
824	824.5	0.01	RMS	824.183	23.04	35	Pass	401



## 1.2. GSM Band Edge\_Part22-24(NTNV)(Channel:251)

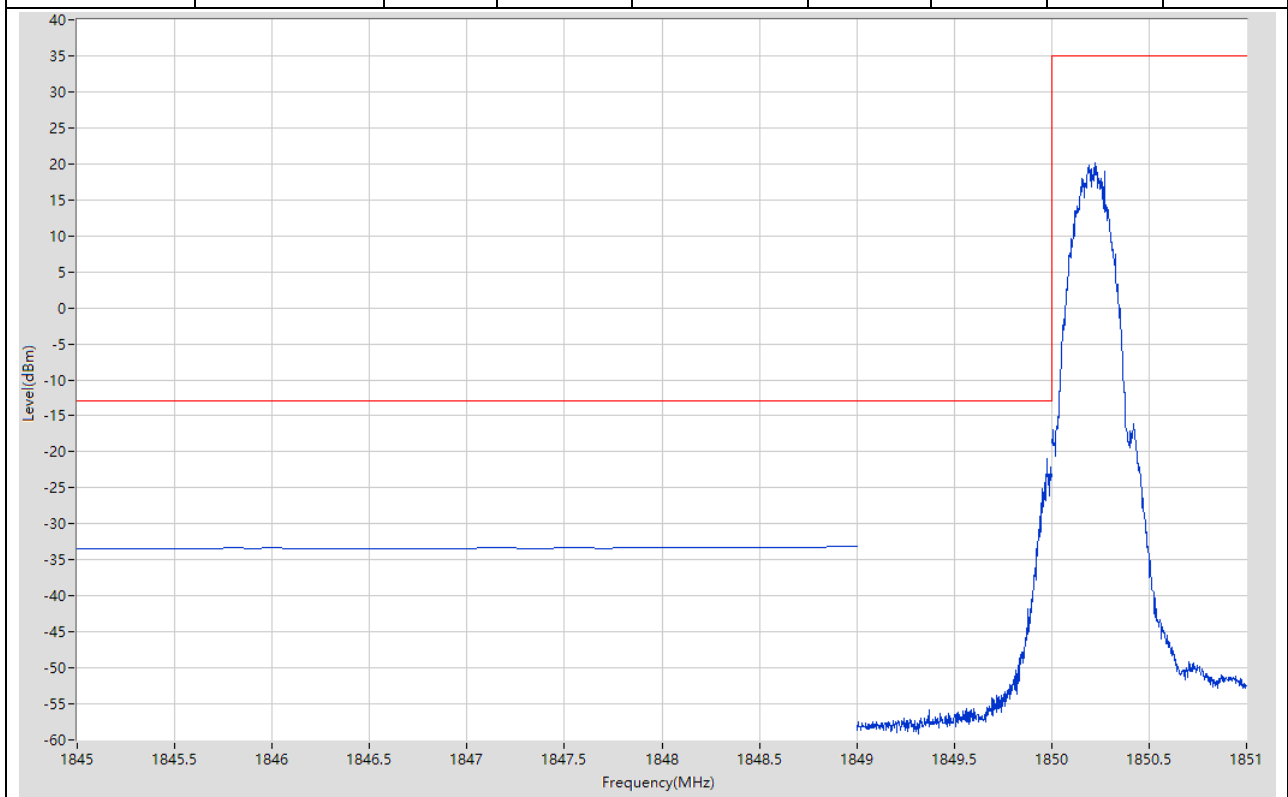
Start Frequency (MHz)	Stop Frequency (MHz)	RBW (MHz)	Detector	Frequency (MHz)	Power (dBm)	Limit (dBm)	Verdict	Sweep Point
848.5	849	0.01	RMS	848.781	22.54	35	Pass	401
849	850	0.003	RMS	849.023	-17.85	-13	Pass	401
850	855	0.1	RMS	850	-44.81	-13	Pass	401



## 2. GSM\_PCS

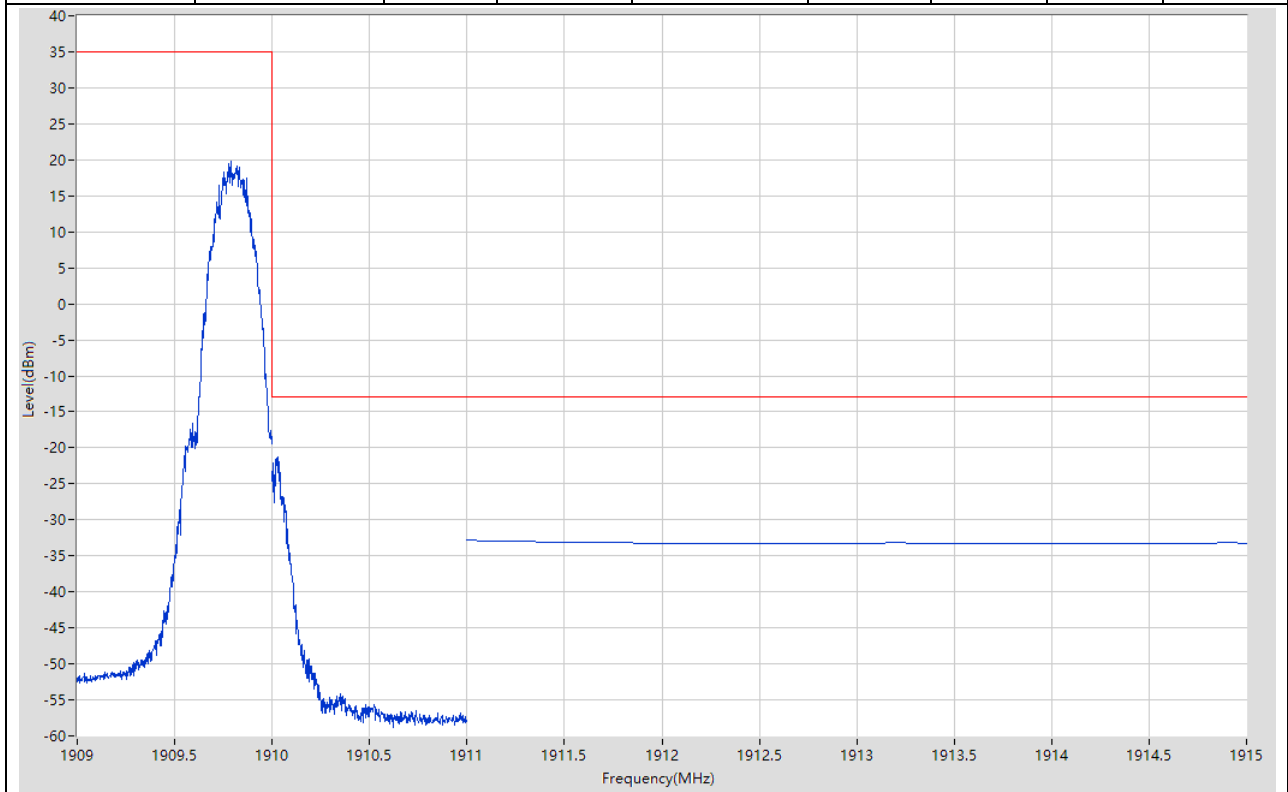
### 2.1. GSM Band Edge\_Part22-24(NTNV)(Channel:512)

Start Frequency (MHz)	Stop Frequency (MHz)	RBW (MHz)	Detector	Frequency (MHz)	Power (dBm)	Limit (dBm)	Verdict	Sweep Point
1845	1849	1	RMS	1849	-33.08	-13	Pass	41
1849	1850	0.003	RMS	1849.975	-20.94	-13	Pass	401
1850	1851	0.01	RMS	1850.223	20.11	35	Pass	401



## 2.2. GSM Band Edge\_Part22-24(NTNV)(Channel:810)

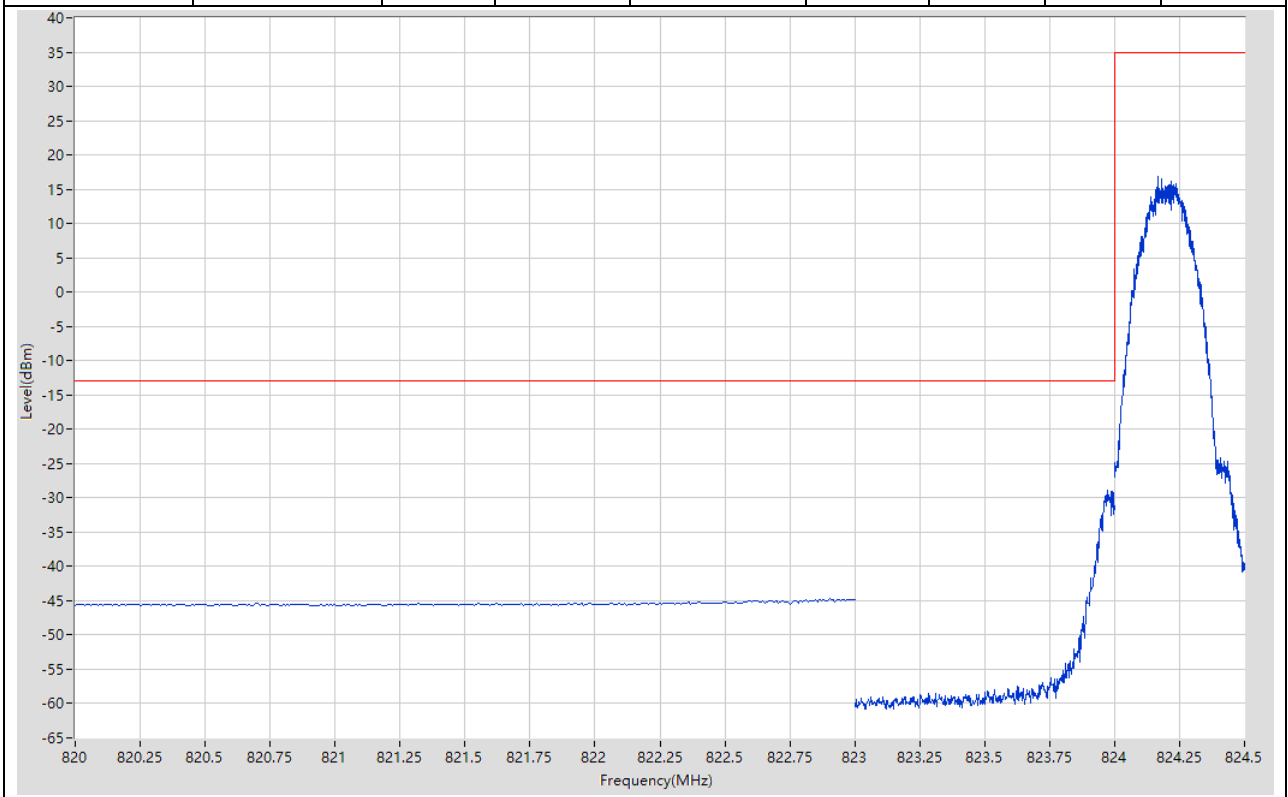
Start Frequency (MHz)	Stop Frequency (MHz)	RBW (MHz)	Detector	Frequency (MHz)	Power (dBm)	Limit (dBm)	Verdict	Sweep Point
1909	1910	0.01	RMS	1909.788	19.88	35	Pass	401
1910	1911	0.003	RMS	1910.033	-21.23	-13	Pass	401
1911	1915	1	RMS	1911	-32.82	-13	Pass	41



### 3 EGPRS\_GSM850

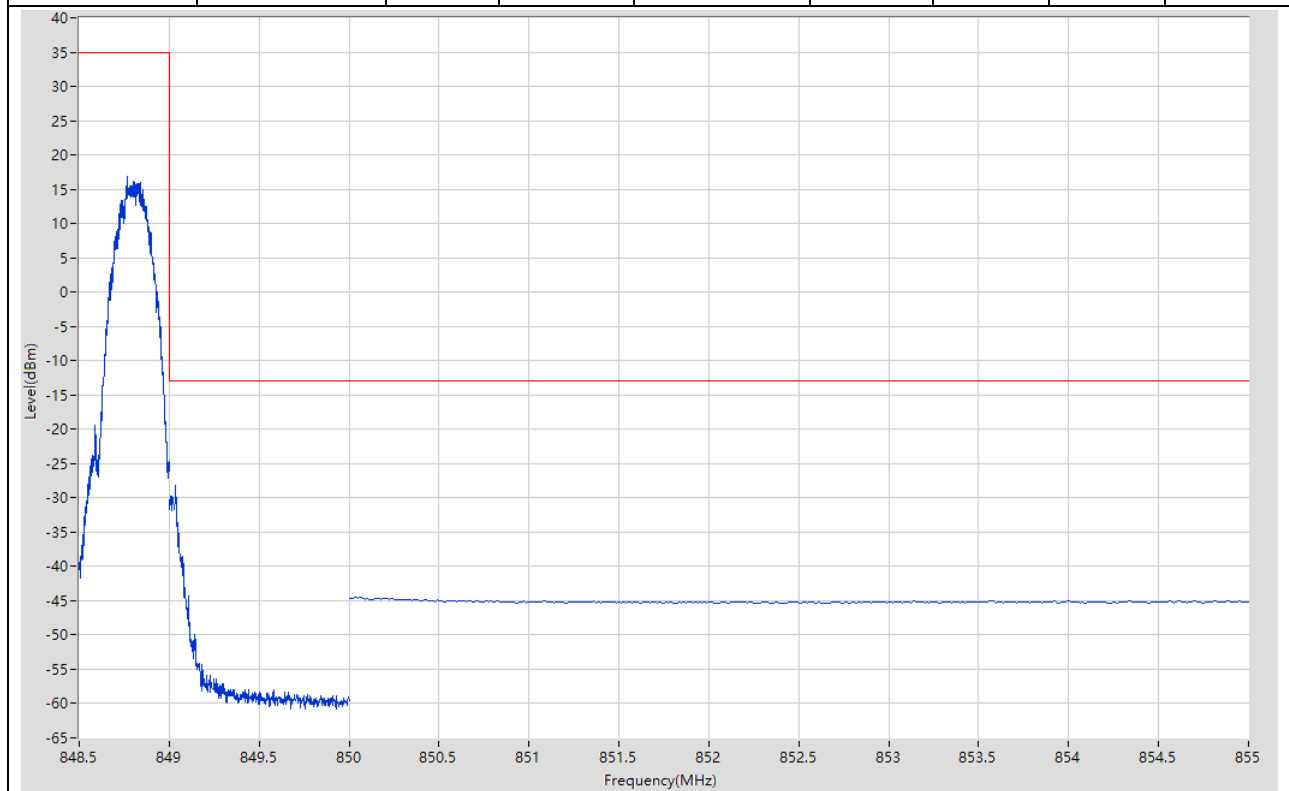
#### 3.1 EGPRS Band Edge\_Part22-24(NTNV)(Channel:128)

Start Frequency (MHz)	Stop Frequency (MHz)	RBW (MHz)	Detector	Frequency (MHz)	Power (dBm)	Limit (dBm)	Verdict	Sweep Point
820	823	0.1	RMS	822.903	-44.75	-13	Pass	401
823	824	0.003	RMS	823.975	-28.94	-13	Pass	401
824	824.5	0.01	RMS	824.166	16.85	35	Pass	401



### 3.2 EGPRS Band Edge\_Part22-24(NTNV)(Channel:251)

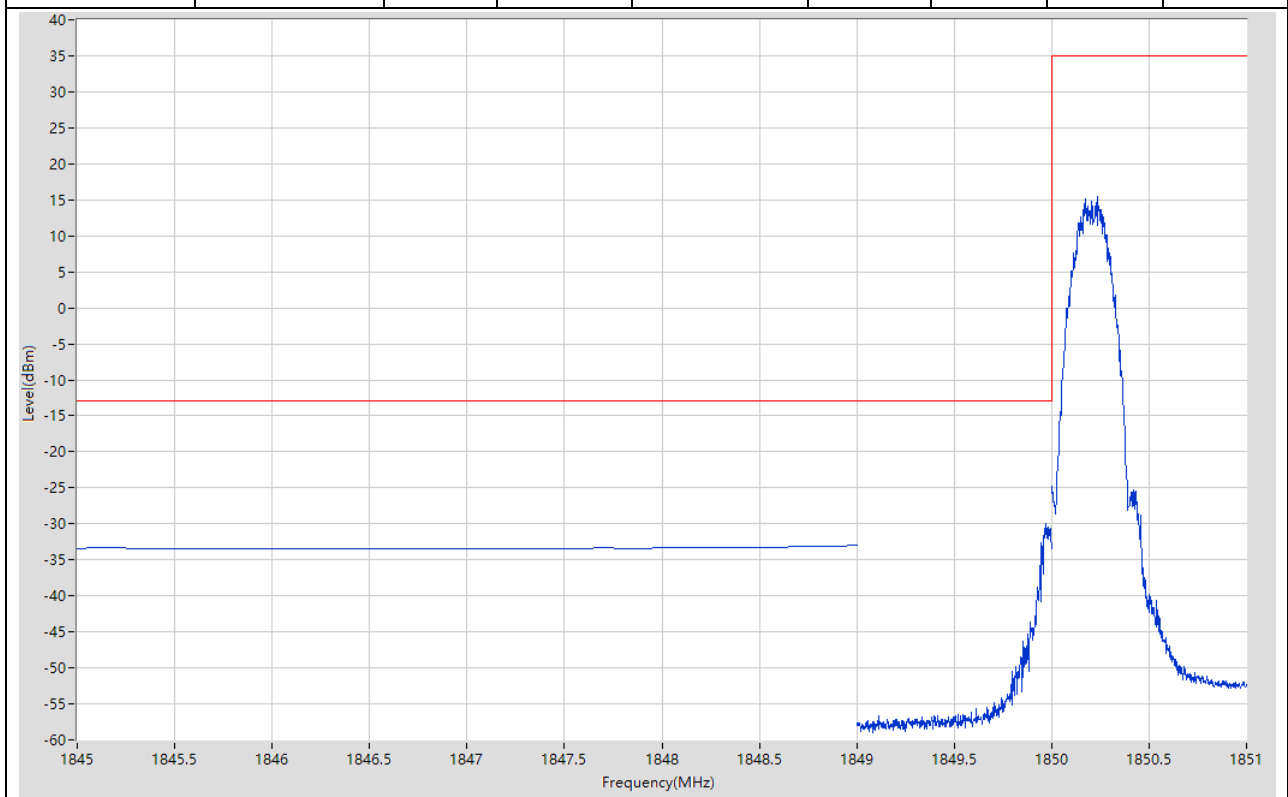
Start Frequency (MHz)	Stop Frequency (MHz)	RBW (MHz)	Detector	Frequency (MHz)	Power (dBm)	Limit (dBm)	Verdict	Sweep Point
848.5	849	0.01	RMS	848.766	16.83	35	Pass	401
849	850	0.003	RMS	849.035	-28.13	-13	Pass	401
850	855	0.1	RMS	850.063	-44.54	-13	Pass	401



## 4. EGPRS\_PCS

### 4.1. EGPRS Band Edge\_Part22-24(NTNV)(Channel:512)

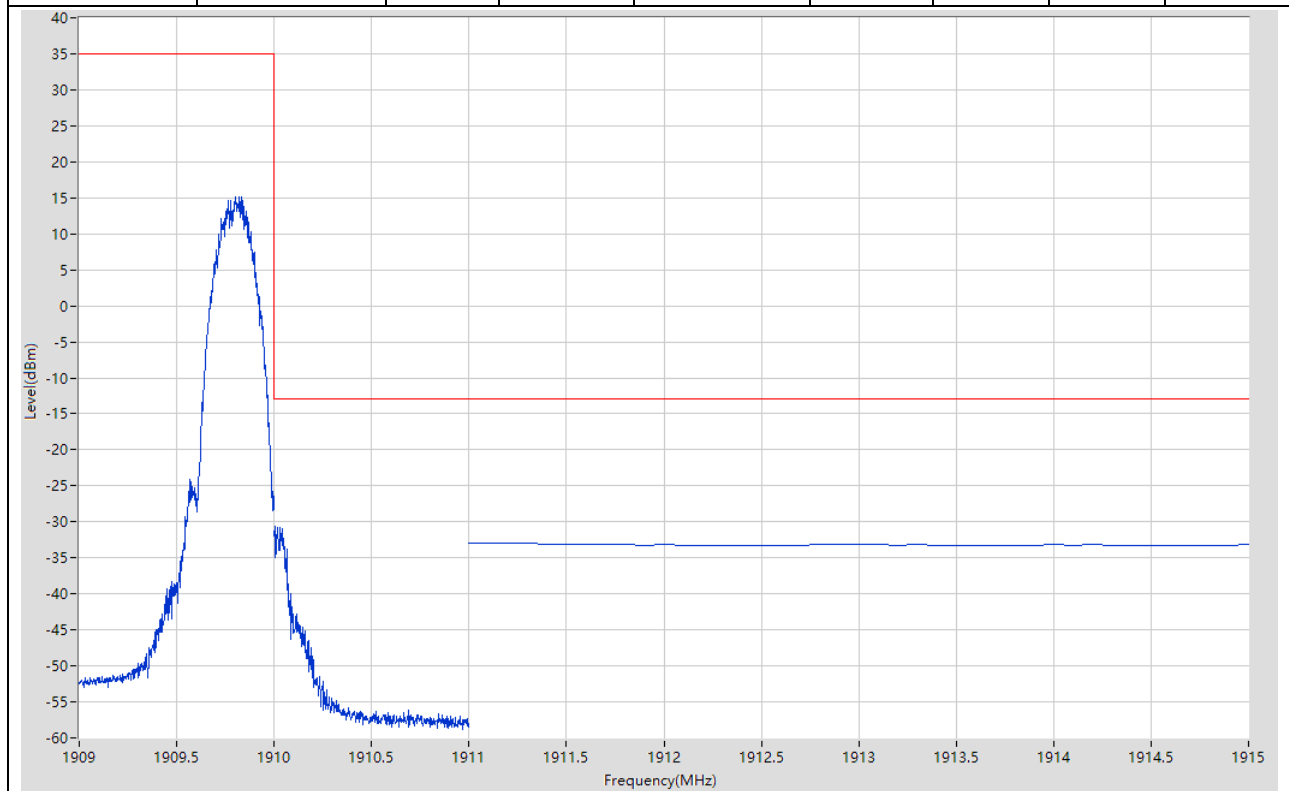
Start Frequency (MHz)	Stop Frequency (MHz)	RBW (MHz)	Detector	Frequency (MHz)	Power (dBm)	Limit (dBm)	Verdict	Sweep Point
1845	1849	1	RMS	1849	-32.99	-13	Pass	41
1849	1850	0.003	RMS	1849.973	-29.95	-13	Pass	401
1850	1851	0.01	RMS	1850.233	15.52	35	Pass	401





#### 4.2. EGPRS Band Edge\_Part22-24(NTNV)(Channel:810)

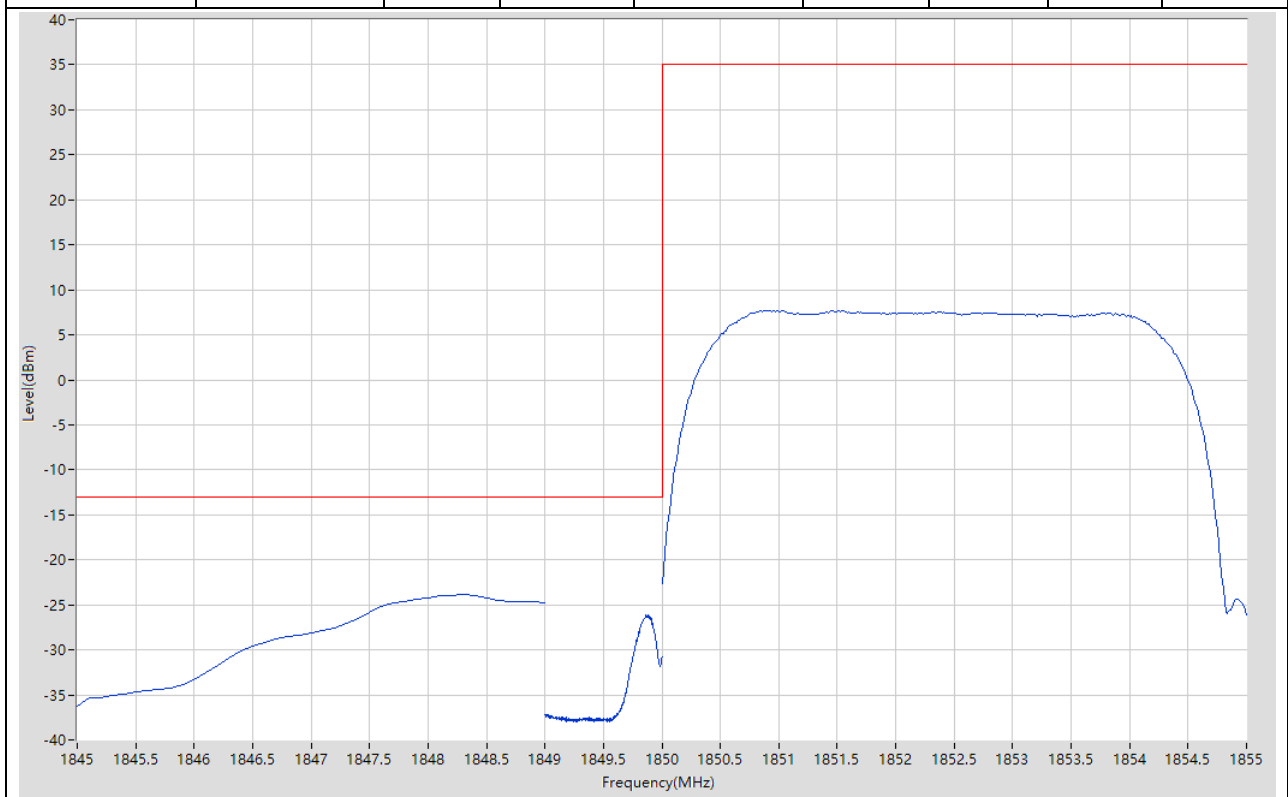
Start Frequency (MHz)	Stop Frequency (MHz)	RBW (MHz)	Detector	Frequency (MHz)	Power (dBm)	Limit (dBm)	Verdict	Sweep Point
1909	1910	0.01	RMS	1909.8	15.21	35	Pass	401
1910	1911	0.003	RMS	1910.003	-30.56	-13	Pass	401
1911	1915	1	RMS	1911	-32.89	-13	Pass	41



## 5. WCDMA\_Band2

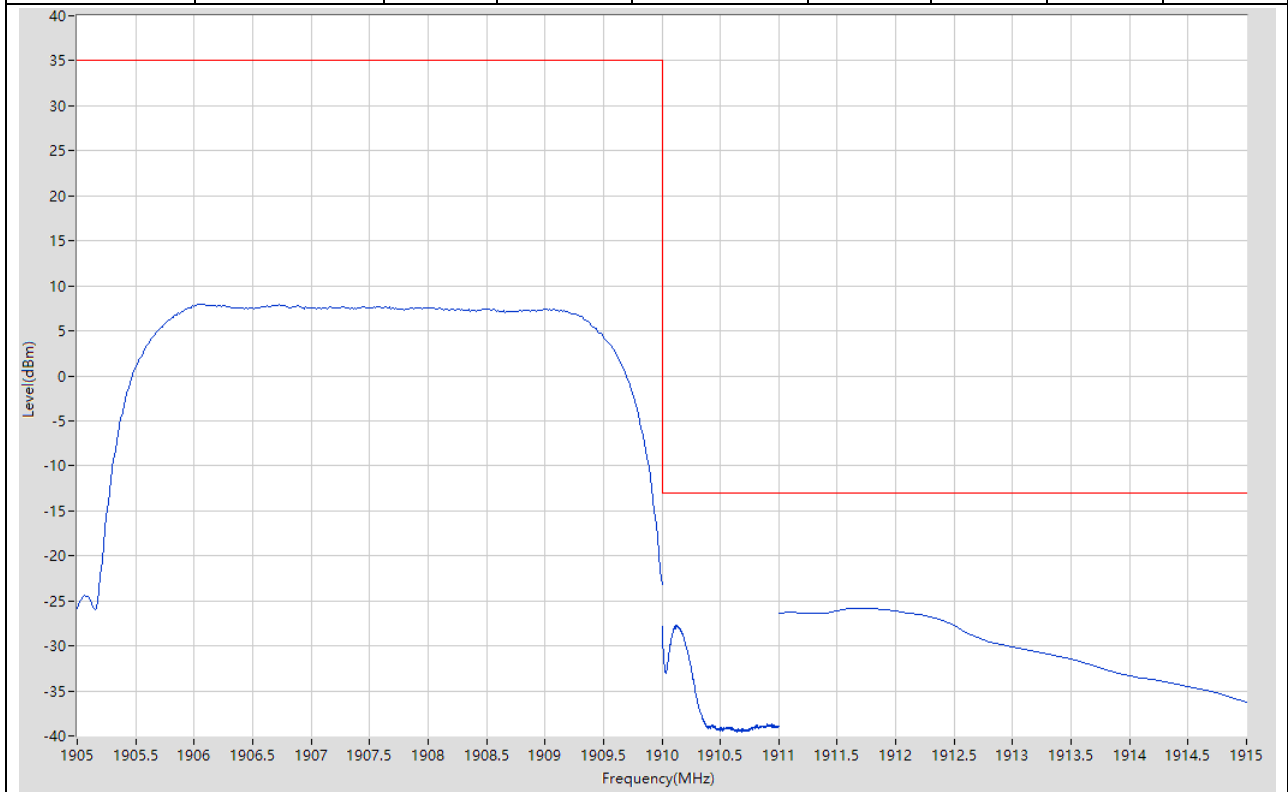
### 5.1. WCDMA Band Edge\_Part22-24-27(NTNV)(Channel:9262)

Start Frequency (MHz)	Stop Frequency (MHz)	RBW (MHz)	Detector	Frequency (MHz)	Power (dBm)	Limit (dBm)	Verdict	Sweep Point
1845	1849	1	RMS	1848.3	-23.89	-13	Pass	41
1849	1850	0.051	RMS	1849.883	-26.13	-13	Pass	401
1850	1855	0.1	RMS	1850.913	7.74	35	Pass	401



## 5.2. WCDMA Band Edge\_Part22-24-27(NTNV)(Channel:9538)

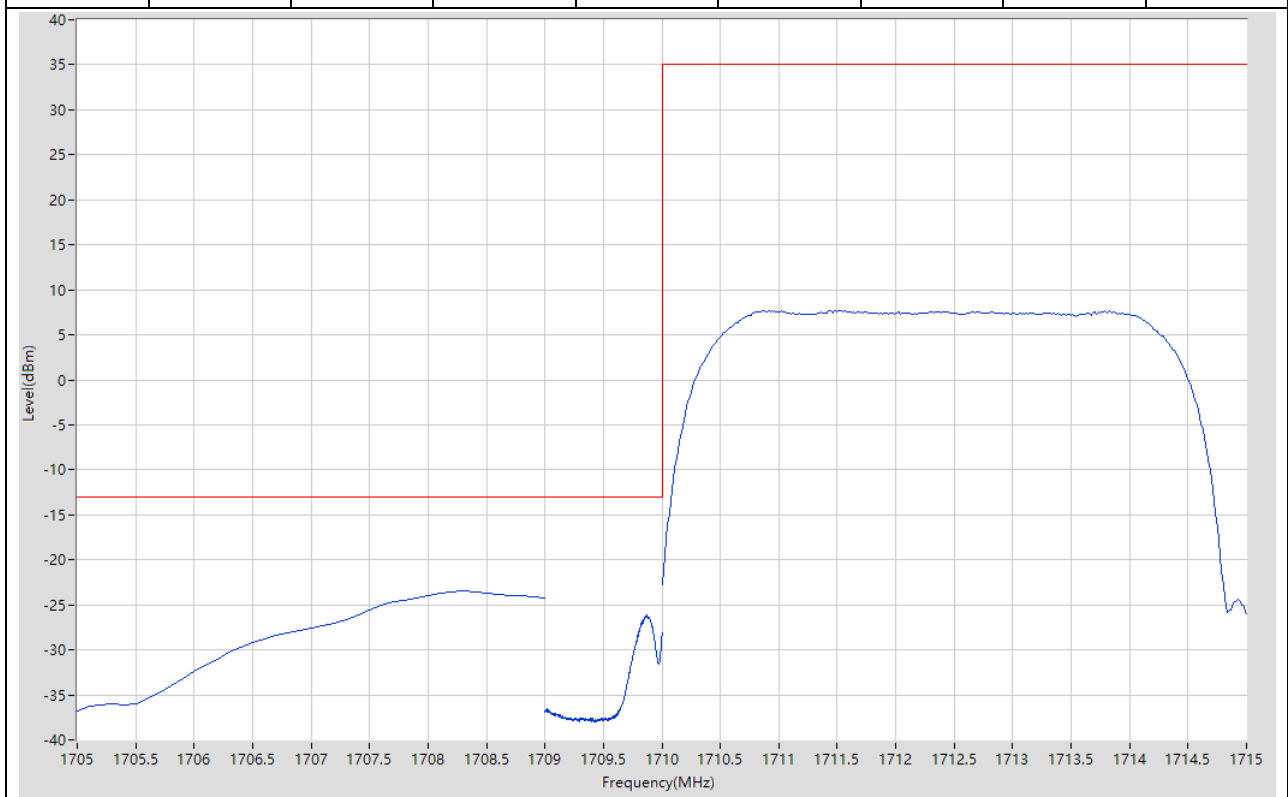
Start Frequency (MHz)	Stop Frequency (MHz)	RBW (MHz)	Detector	Frequency (MHz)	Power (dBm)	Limit (dBm)	Verdict	Sweep Point
1905	1910	0.1	RMS	1906.075	8	35	Pass	401
1910	1911	0.051	RMS	1910.125	-27.66	-13	Pass	401
1911	1915	1	RMS	1911.7	-25.8	-13	Pass	41



## 6. WCDMA\_Band4

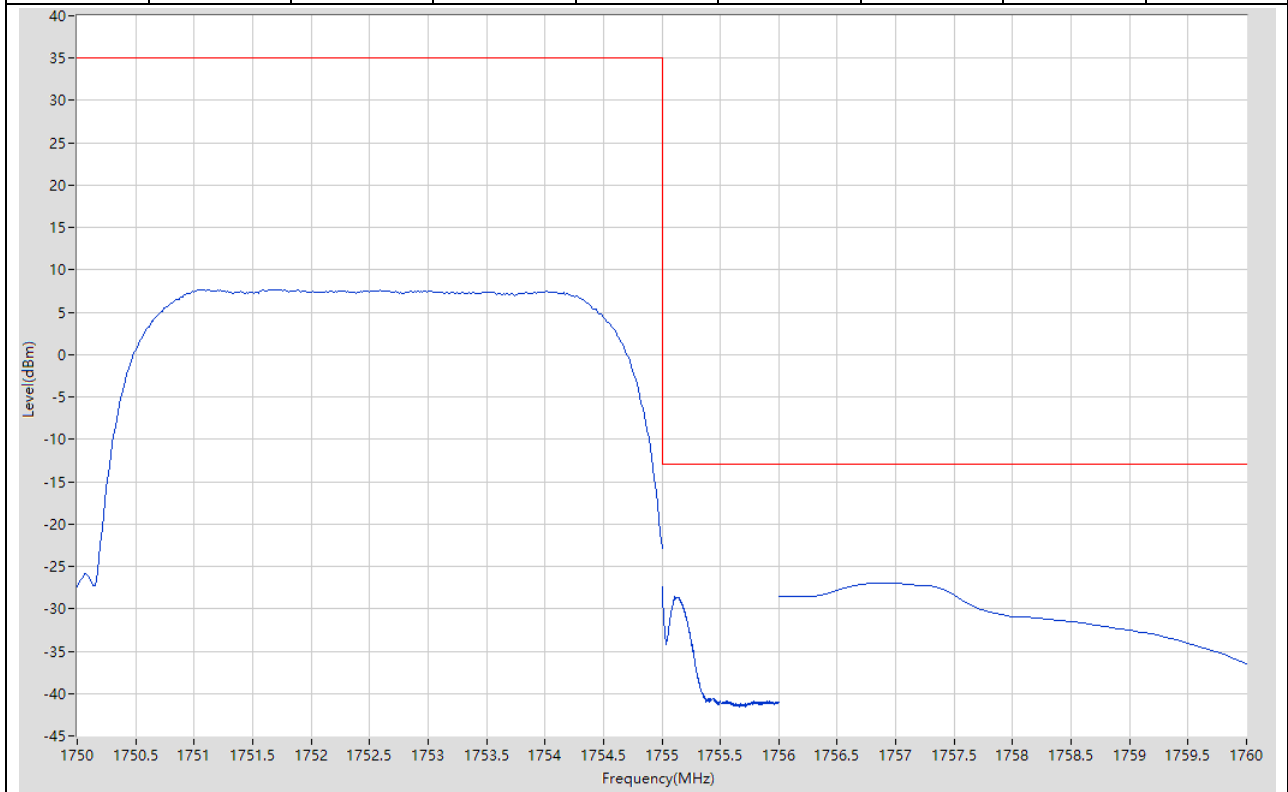
### 6.1. WCDMA Band Edge\_Part22-24-27(NTNV)(Channel:1312)

Start Frequency (MHz)	Stop Frequency (MHz)	RBW (MHz)	Detector	Frequency (MHz)	Power (dBm)	Limit (dBm)	Verdict	Sweep Point
1705	1709	1	RMS	1708.3	-23.5	-13	Pass	41
1709	1710	0.051	RMS	1709.875	-26.18	-13	Pass	401
1710	1715	0.1	RMS	1711.475	7.67	35	Pass	401



## 6.2. WCDMA Band Edge\_Part22-24-27(NTNV)(Channel:1513)

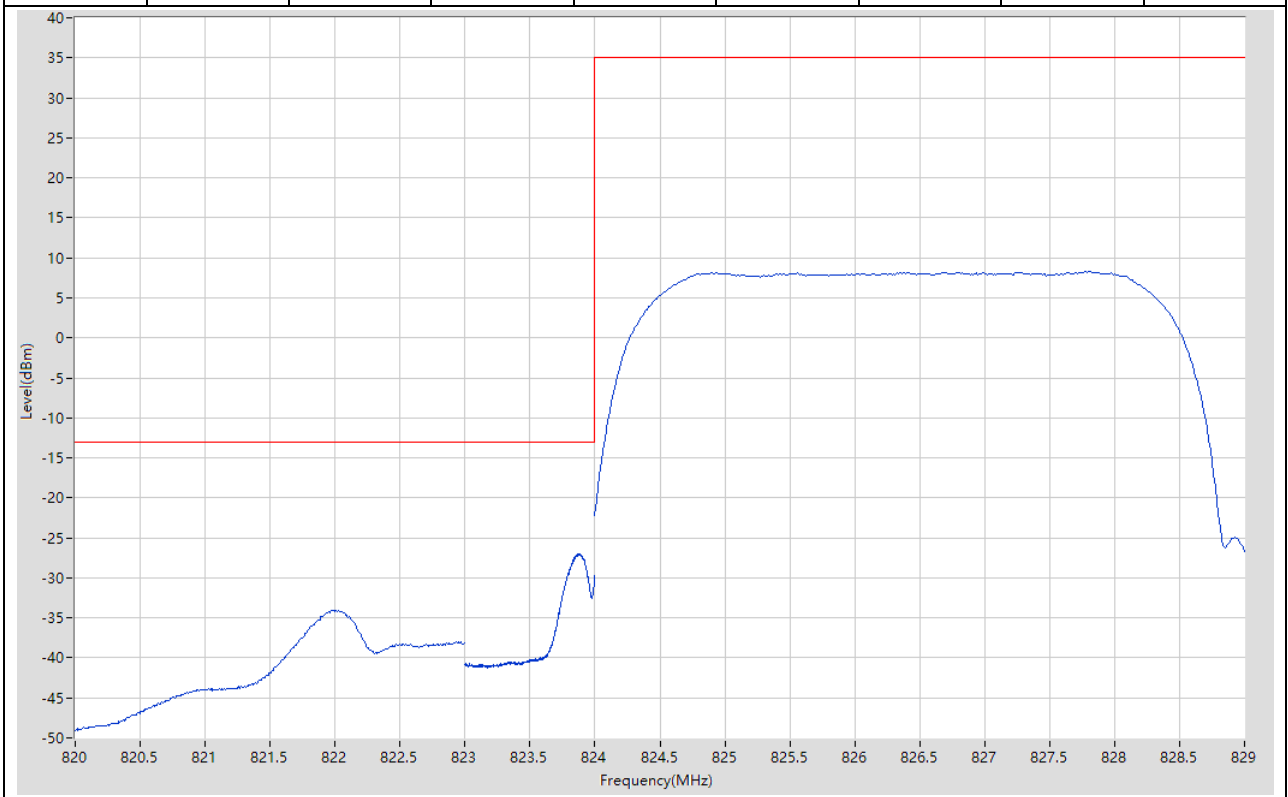
Start Frequency (MHz)	Stop Frequency (MHz)	RBW (MHz)	Detector	Frequency (MHz)	Power (dBm)	Limit (dBm)	Verdict	Sweep Point
1750	1755	0.1	RMS	1751.738	7.71	35	Pass	401
1755	1756	0.051	RMS	1755	-27.37	-13	Pass	401
1756	1760	1	RMS	1756.9	-26.95	-13	Pass	41



## 7. WCDMA\_Band5

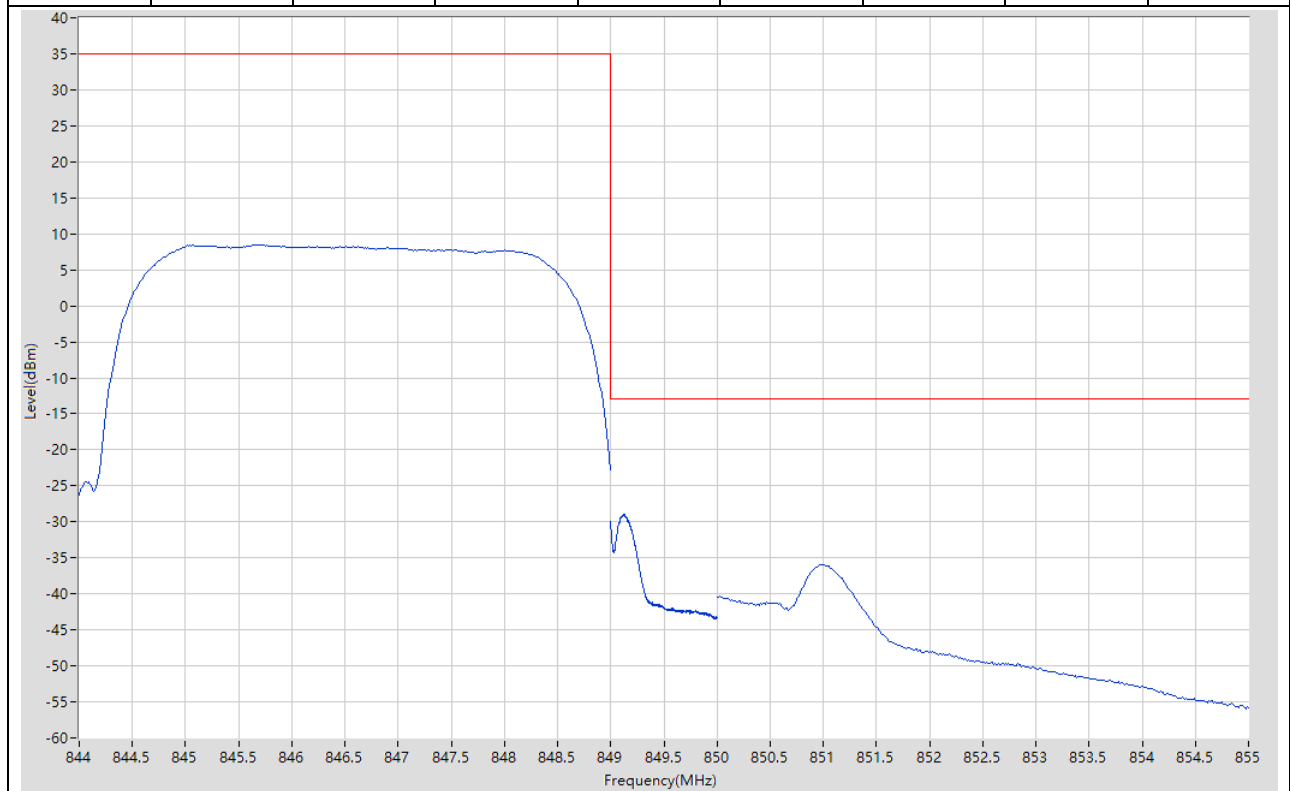
### 7.1. WCDMA Band Edge\_Part22-24-27(NTNV)(Channel:4132)

Start Frequency (MHz)	Stop Frequency (MHz)	RBW (MHz)	Detector	Frequency (MHz)	Power (dBm)	Limit (dBm)	Verdict	Sweep Point
820	823	0.1	RMS	822.01	-34	-13	Pass	401
823	824	0.051	RMS	823.883	-27.01	-13	Pass	401
824	829	0.1	RMS	827.813	8.29	35	Pass	401



## 7.2. WCDMA Band Edge\_Part22-24-27(NTNV)(Channel:4233)

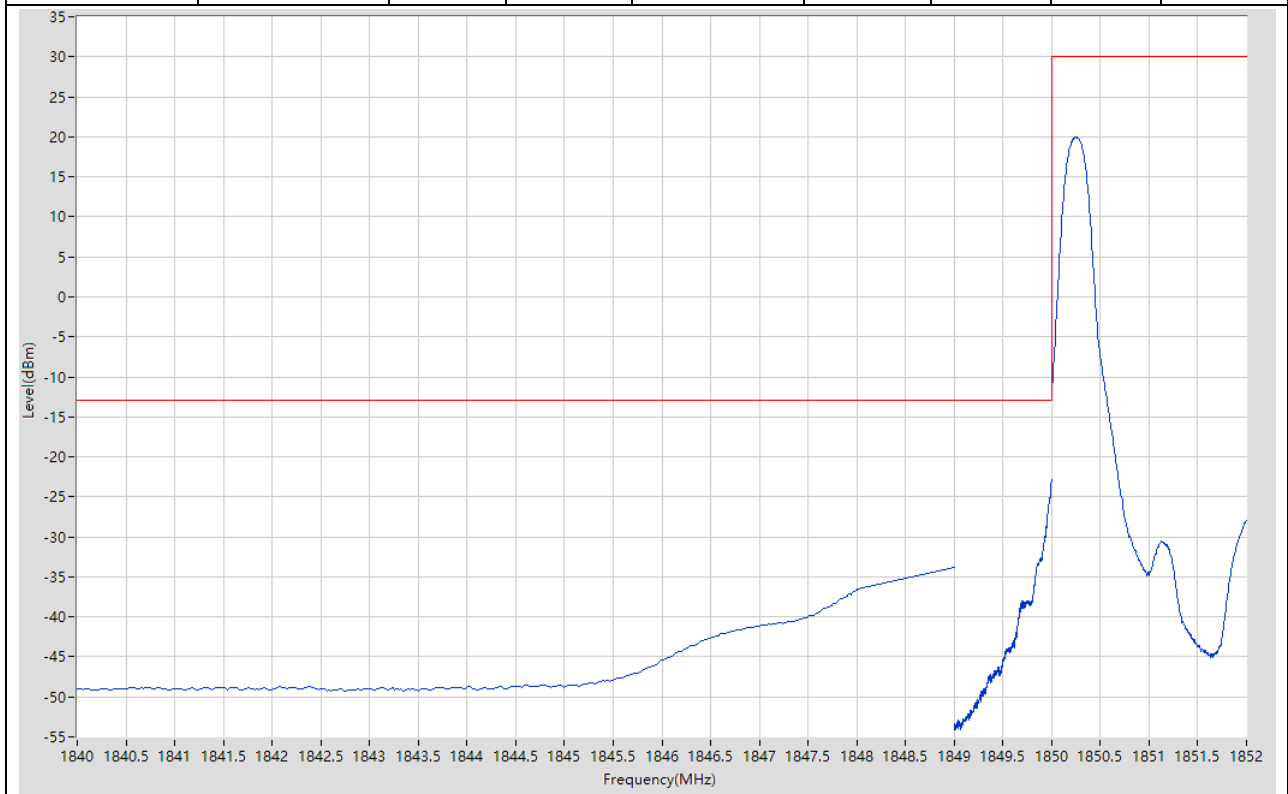
Start Frequency (MHz)	Stop Frequency (MHz)	RBW (MHz)	Detector	Frequency (MHz)	Power (dBm)	Limit (dBm)	Verdict	Sweep Point
844	849	0.1	RMS	845.763	8.49	35	Pass	401
849	850	0.051	RMS	849.12	-28.93	-13	Pass	401
850	855	0.1	RMS	851	-35.9	-13	Pass	401



## 8. LTE\_Band2

### 8.1. LTE Band Edge\_Part22-24-27(NTNV)(Subtest:1, Channel:18607, Bandwidth:1.4, Modulation:QPSK, RB Number: 1, RB Position:LOW)

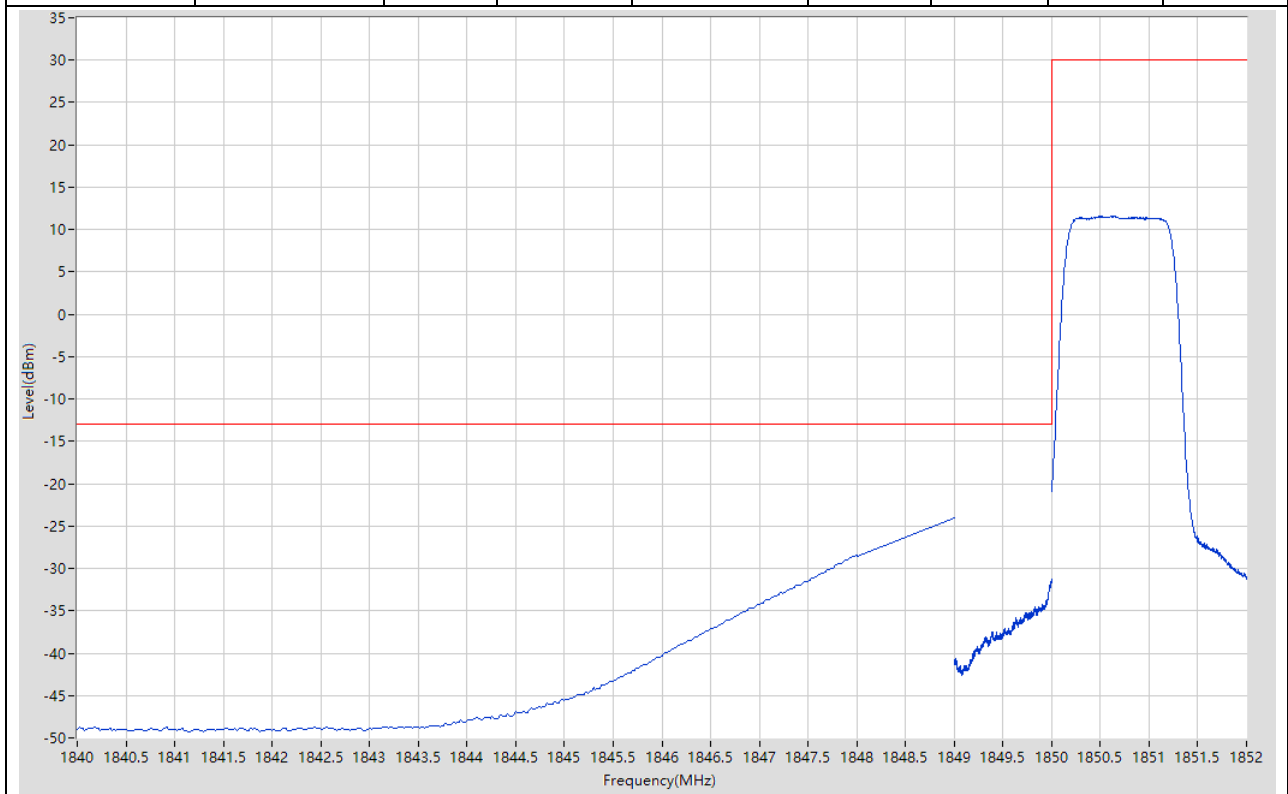
Start Frequency (MHz)	Stop Frequency (MHz)	RBW (MHz)	Detector	Frequency (MHz)	Power (dBm)	Limit (dBm)	Verdict	Sweep Point
1840	1848	1	RMS	1848	-36.66	-13	Pass	401
1848	1849	1	RMS	1849	-33.82	-13	Pass	2
1849	1850	0.02	RMS	1850	-22.88	-13	Pass	401
1850	1852	0.1	RMS	1850.255	19.95	30	Pass	401





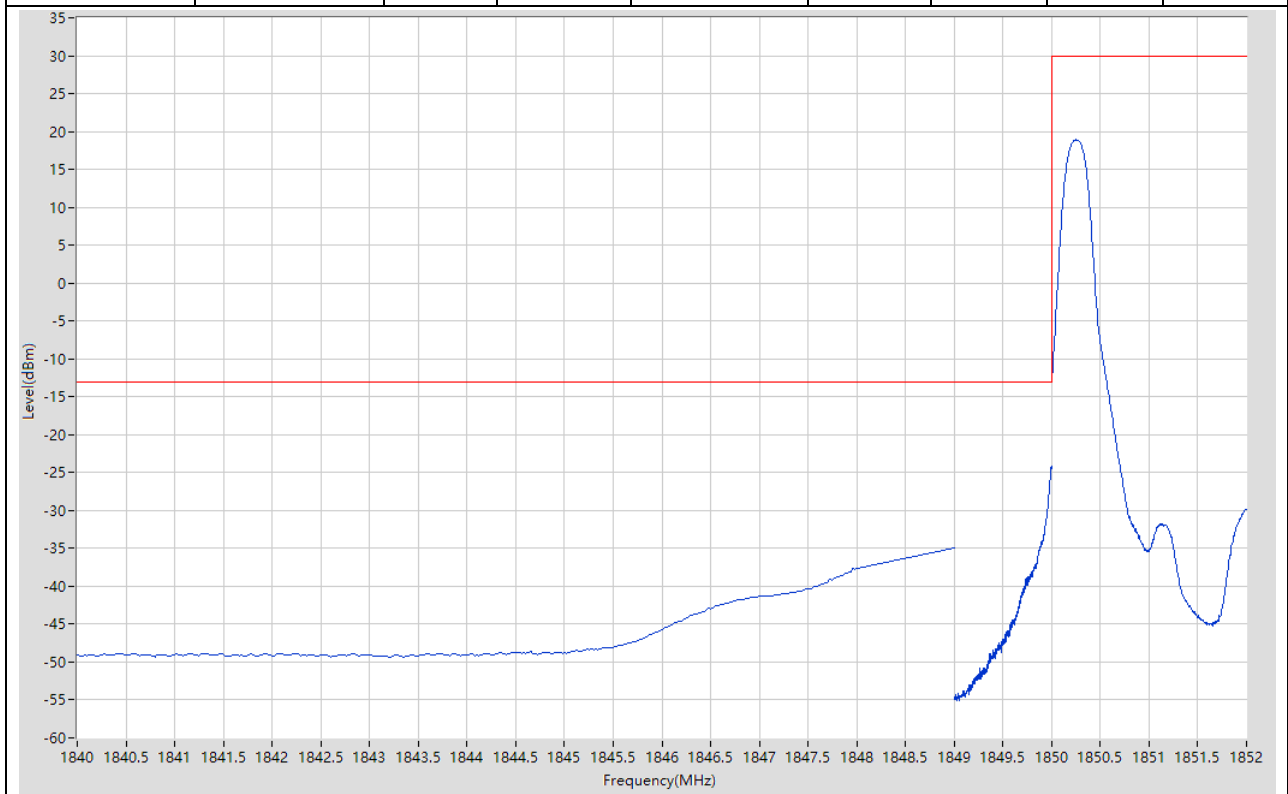
**8.2. LTE Band Edge\_Part22-24-27(NTNV)(Subtest:2, Channel:18607, Bandwidth:1.4, Modulation:QPSK, RB Number: 6, RB Position:LOW)**

Start Frequency (MHz)	Stop Frequency (MHz)	RBW (MHz)	Detector	Frequency (MHz)	Power (dBm)	Limit (dBm)	Verdict	Sweep Point
1840	1848	1	RMS	1848	-28.44	-13	Pass	401
1848	1849	1	RMS	1849	-24	-13	Pass	2
1849	1850	0.02	RMS	1850	-31.25	-13	Pass	401
1850	1852	0.1	RMS	1850.645	11.57	30	Pass	401



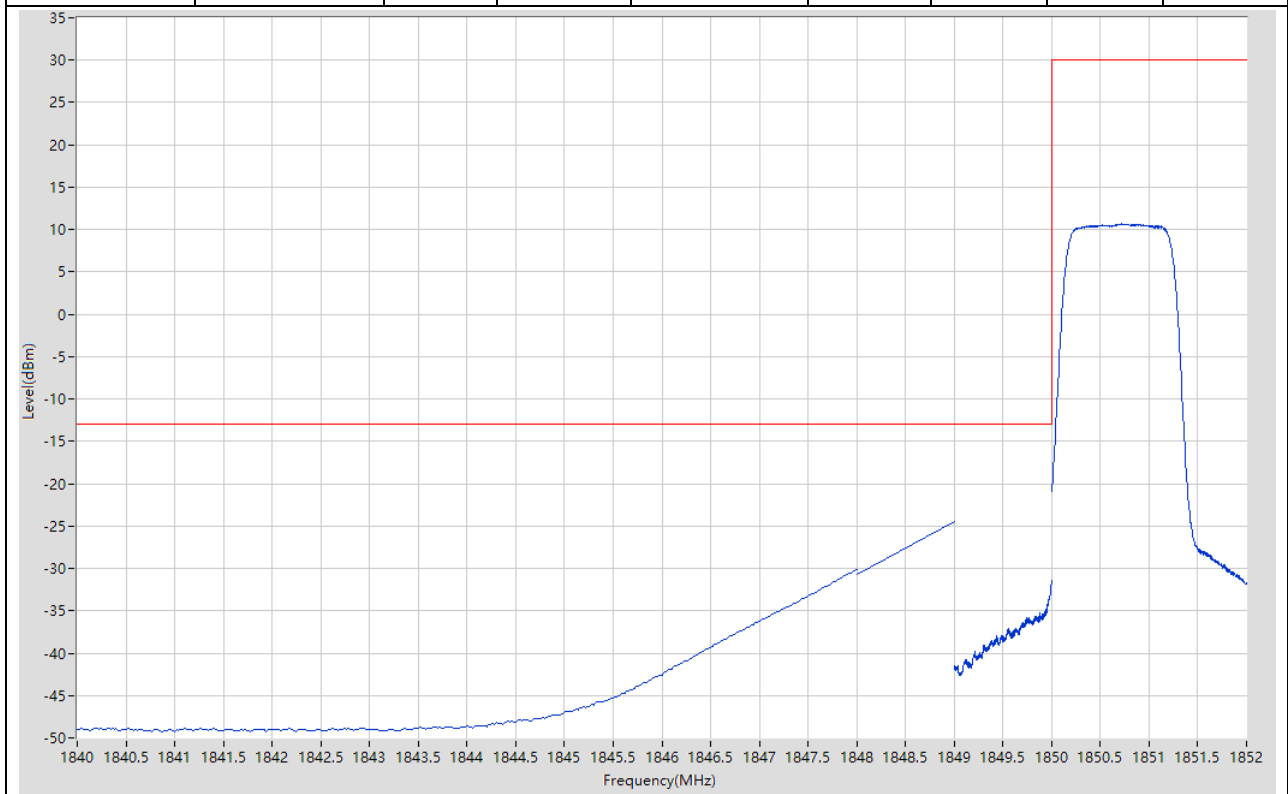
**8.3. LTE Band Edge\_Part22-24-27(NTNV)(Subtest:3, Channel:18607, Bandwidth:1.4, Modulation:Q16, RB Number: 1, RB Position:LOW)**

Start Frequency (MHz)	Stop Frequency (MHz)	RBW (MHz)	Detector	Frequency (MHz)	Power (dBm)	Limit (dBm)	Verdict	Sweep Point
1840	1848	1	RMS	1848	-37.59	-13	Pass	401
1848	1849	1	RMS	1849	-35.01	-13	Pass	2
1849	1850	0.02	RMS	1850	-24.1	-13	Pass	401
1850	1852	0.1	RMS	1850.25	18.9	30	Pass	401



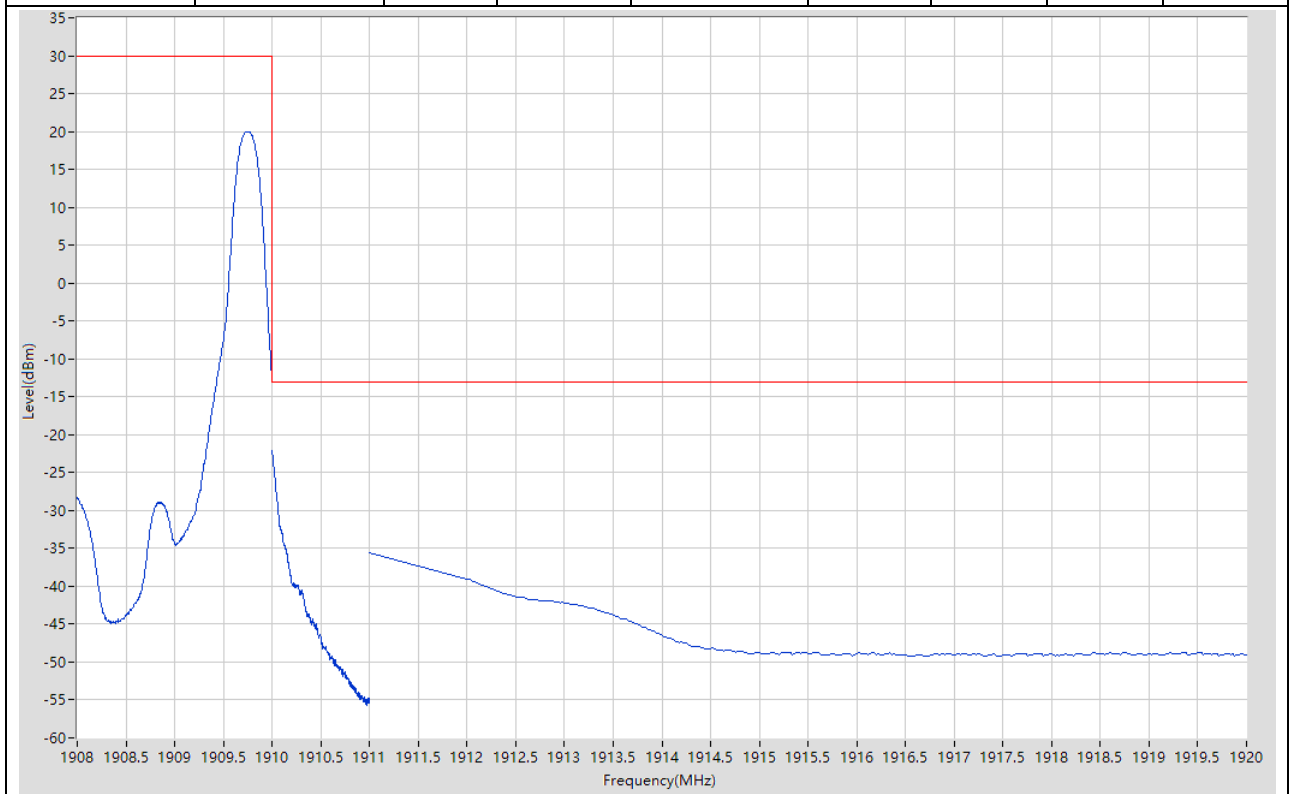
**8.4. LTE Band Edge\_Part22-24-27(NTNV)(Subtest:4, Channel:18607, Bandwidth:1.4, Modulation:Q16, RB Number: 6, RB Position:LOW)**

Start Frequency (MHz)	Stop Frequency (MHz)	RBW (MHz)	Detector	Frequency (MHz)	Power (dBm)	Limit (dBm)	Verdict	Sweep Point
1840	1848	1	RMS	1848	-30.09	-13	Pass	401
1848	1849	1	RMS	1849	-24.49	-13	Pass	2
1849	1850	0.02	RMS	1850	-31.43	-13	Pass	401
1850	1852	0.1	RMS	1850.715	10.67	30	Pass	401



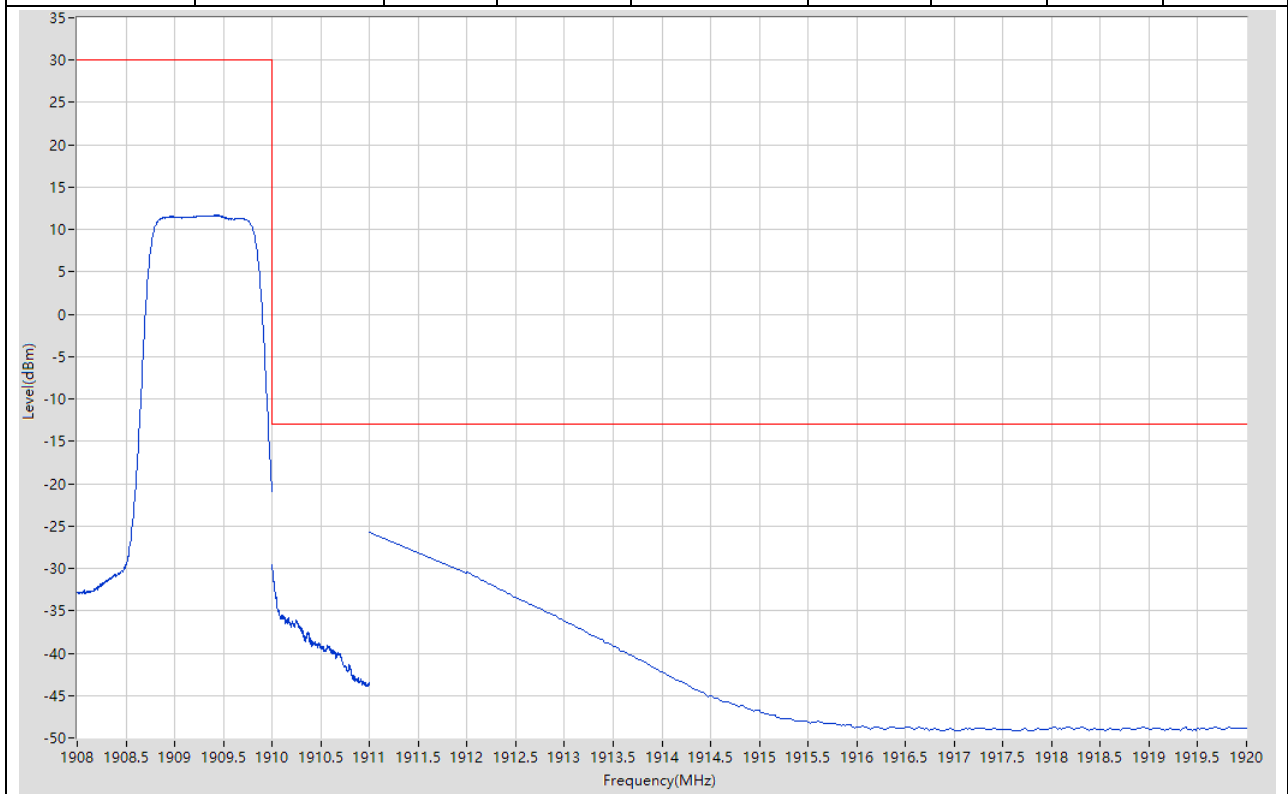
**8.5. LTE Band Edge\_Part22-24-27(NTNV)(Subtest:5, Channel:19193, Bandwidth:1.4, Modulation:QPSK, RB Number: 1, RB Position:HIGH)**

Start Frequency (MHz)	Stop Frequency (MHz)	RBW (MHz)	Detector	Frequency (MHz)	Power (dBm)	Limit (dBm)	Verdict	Sweep Point
1908	1910	0.1	RMS	1909.755	20.01	30	Pass	401
1910	1911	0.02	RMS	1910	-22.03	-13	Pass	401
1911	1912	1	RMS	1911	-35.51	-13	Pass	2
1912	1920	1	RMS	1912	-39.08	-13	Pass	401



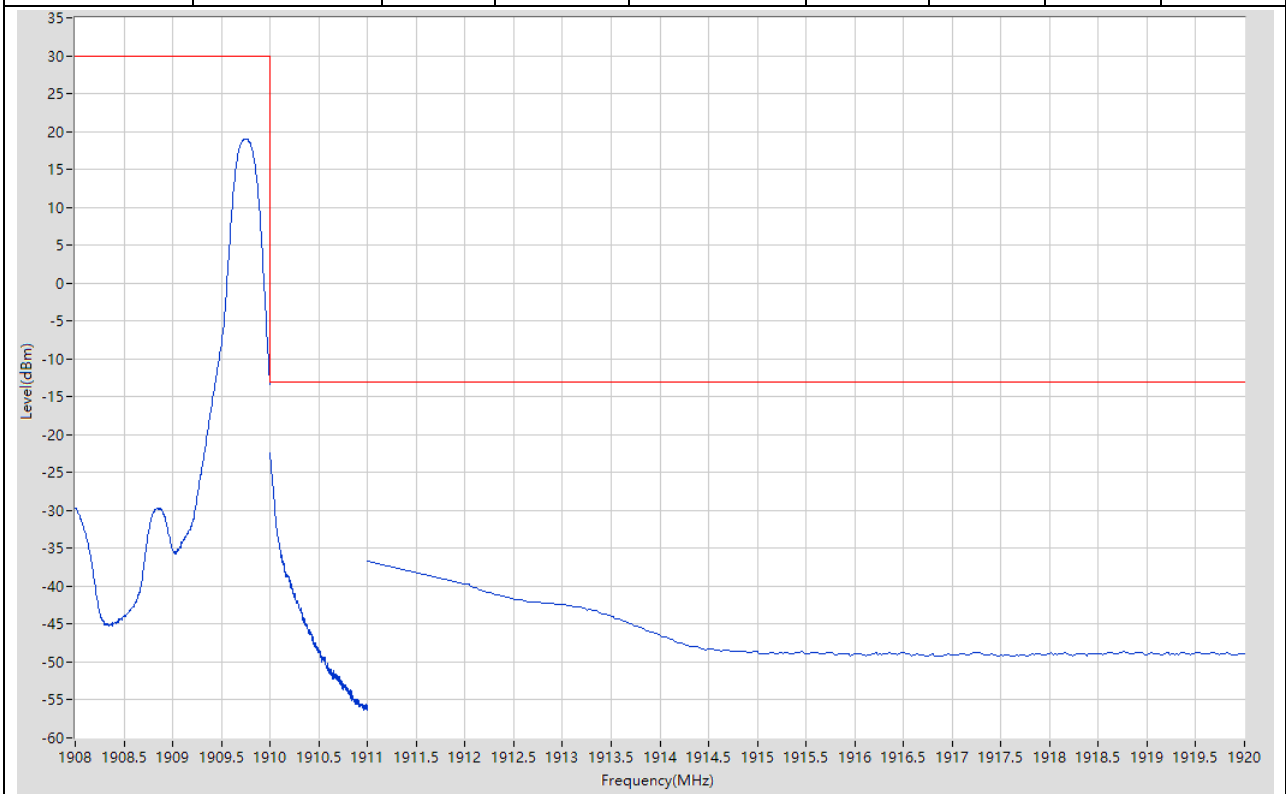
**8.6. LTE Band Edge\_Part22-24-27(NTNV)(Subtest:6, Channel:19193, Bandwidth:1.4, Modulation:QPSK, RB Number: 6, RB Position:HIGH)**

Start Frequency (MHz)	Stop Frequency (MHz)	RBW (MHz)	Detector	Frequency (MHz)	Power (dBm)	Limit (dBm)	Verdict	Sweep Point
1908	1910	0.1	RMS	1909.43	11.68	30	Pass	401
1910	1911	0.02	RMS	1910	-29.62	-13	Pass	401
1911	1912	1	RMS	1911	-25.73	-13	Pass	2
1912	1920	1	RMS	1912	-30.47	-13	Pass	401



**8.7. LTE Band Edge\_Part22-24-27(NTNV)(Subtest:7, Channel:19193, Bandwidth:1.4, Modulation:Q16, RB Number: 1, RB Position:HIGH)**

Start Frequency (MHz)	Stop Frequency (MHz)	RBW (MHz)	Detector	Frequency (MHz)	Power (dBm)	Limit (dBm)	Verdict	Sweep Point
1908	1910	0.1	RMS	1909.75	19.04	30	Pass	401
1910	1911	0.02	RMS	1910	-22.46	-13	Pass	401
1911	1912	1	RMS	1911	-36.68	-13	Pass	2
1912	1920	1	RMS	1912	-39.7	-13	Pass	401



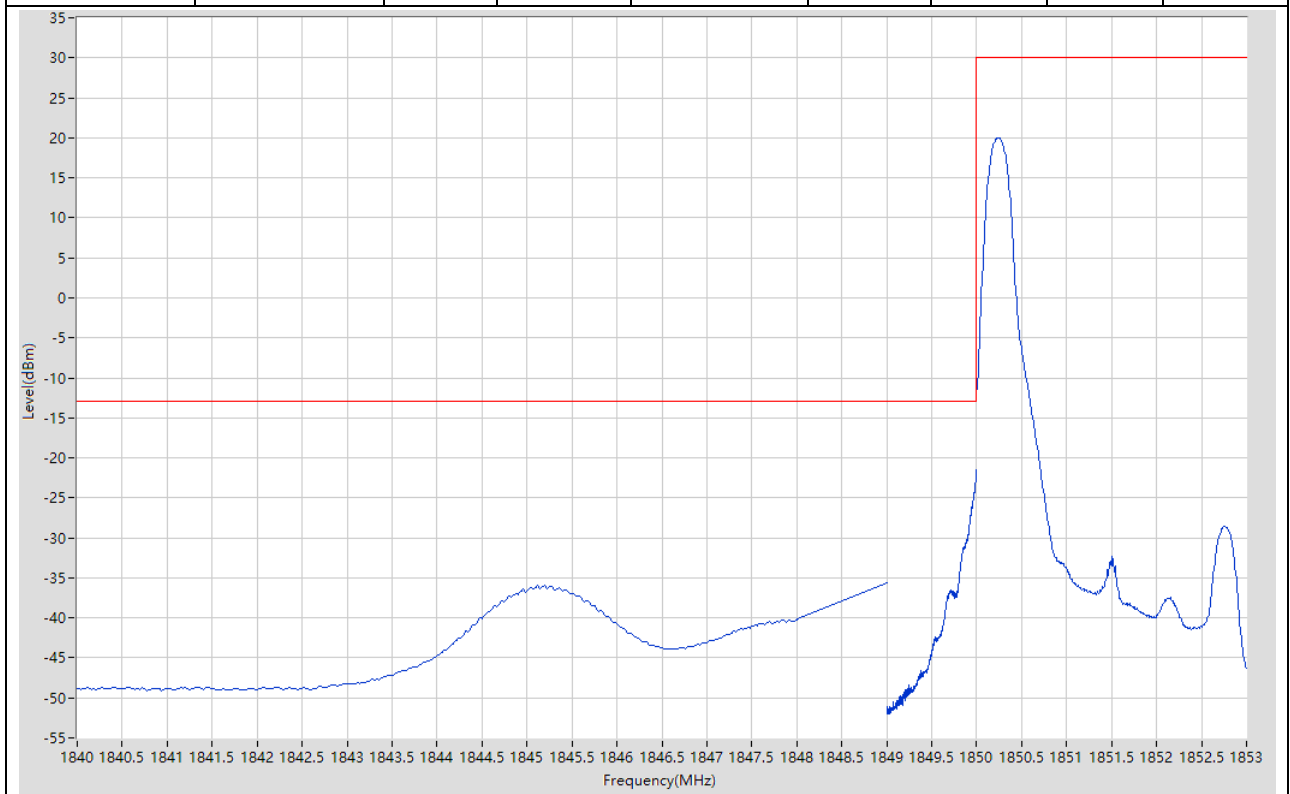
**8.8. LTE Band Edge\_Part22-24-27(NTNV)(Subtest:8, Channel:19193, Bandwidth:1.4, Modulation:Q16, RB Number: 6, RB Position:HIGH)**

Start Frequency (MHz)	Stop Frequency (MHz)	RBW (MHz)	Detector	Frequency (MHz)	Power (dBm)	Limit (dBm)	Verdict	Sweep Point
1908	1910	0.1	RMS	1909.31	10.85	30	Pass	401
1910	1911	0.02	RMS	1910	-30.82	-13	Pass	401
1911	1912	1	RMS	1911	-26.03	-13	Pass	2
1912	1920	1	RMS	1912	-31.92	-13	Pass	401



**8.9. LTE Band Edge\_Part22-24-27(NTNV)(Subtest:9, Channel:18615, Bandwidth:3, Modulation:QPSK, RB Number: 1, RB Position:LOW)**

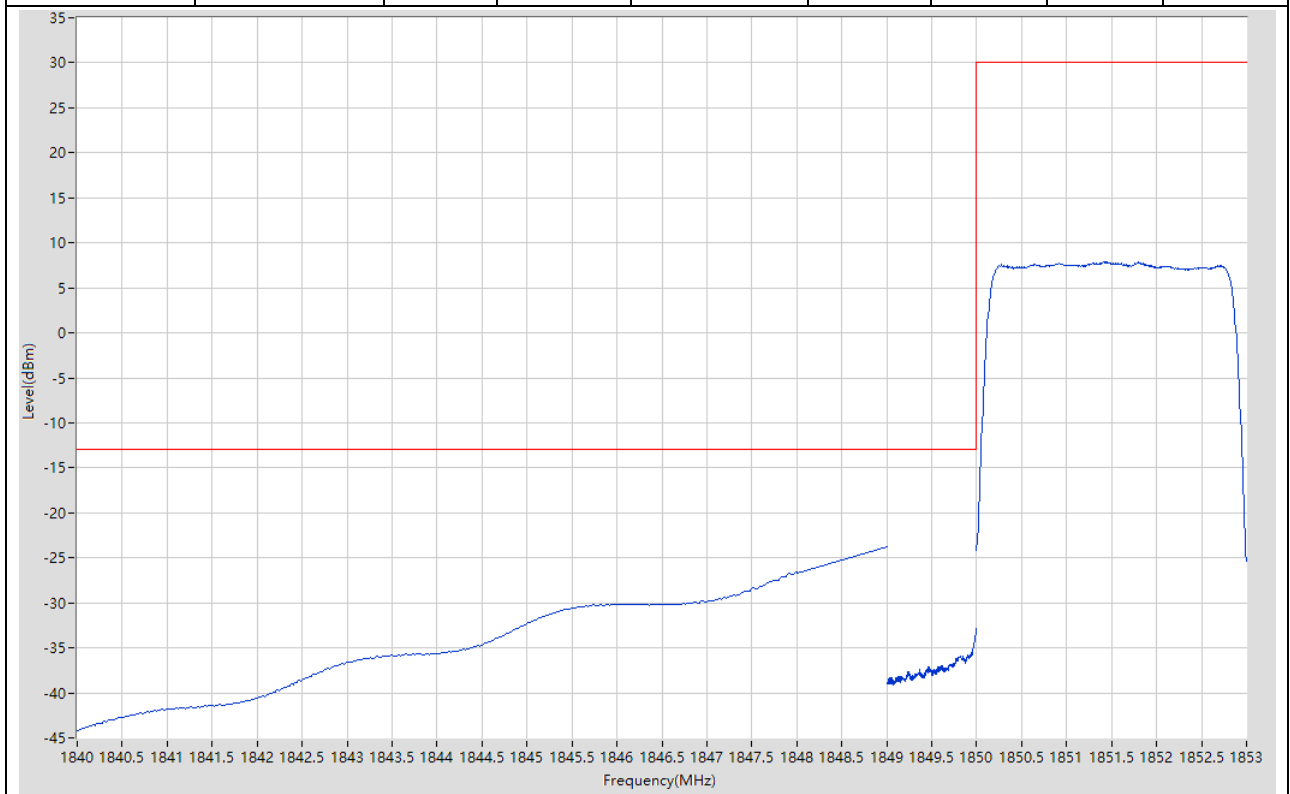
Start Frequency (MHz)	Stop Frequency (MHz)	RBW (MHz)	Detector	Frequency (MHz)	Power (dBm)	Limit (dBm)	Verdict	Sweep Point
1840	1848	1	RMS	1845.2	-35.95	-13	Pass	401
1848	1849	1	RMS	1849	-35.59	-13	Pass	2
1849	1850	0.03	RMS	1850	-21.47	-13	Pass	401
1850	1853	0.1	RMS	1850.24	19.98	30	Pass	401





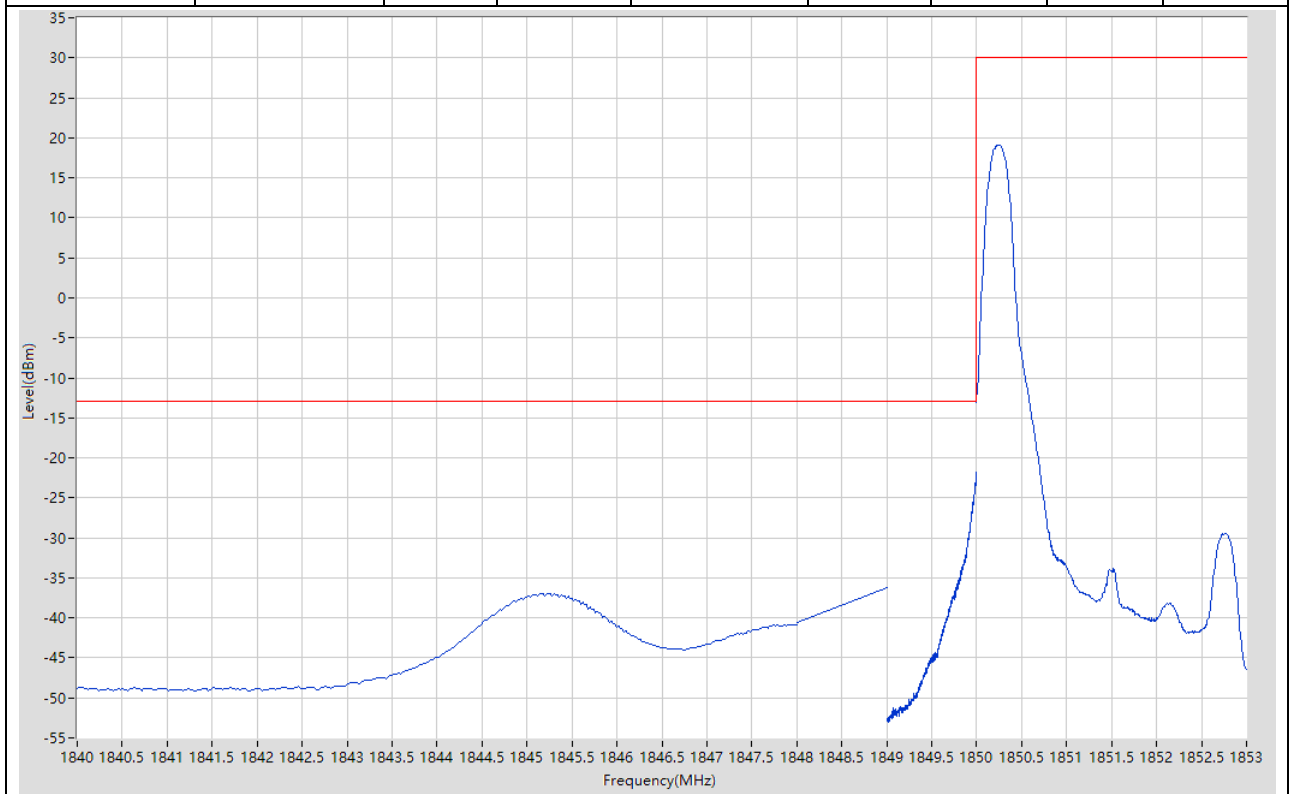
**8.10. LTE Band Edge\_Part22-24-27(NTNV)(Subtest:10, Channel:18615, Bandwidth:3, Modulation:QPSK, RB Number: 15, RB Position:LOW)**

Start Frequency (MHz)	Stop Frequency (MHz)	RBW (MHz)	Detector	Frequency (MHz)	Power (dBm)	Limit (dBm)	Verdict	Sweep Point
1840	1848	1	RMS	1848	-26.61	-13	Pass	401
1848	1849	1	RMS	1849	-23.77	-13	Pass	2
1849	1850	0.03	RMS	1849.998	-32.89	-13	Pass	401
1850	1853	0.1	RMS	1851.44	7.92	30	Pass	401



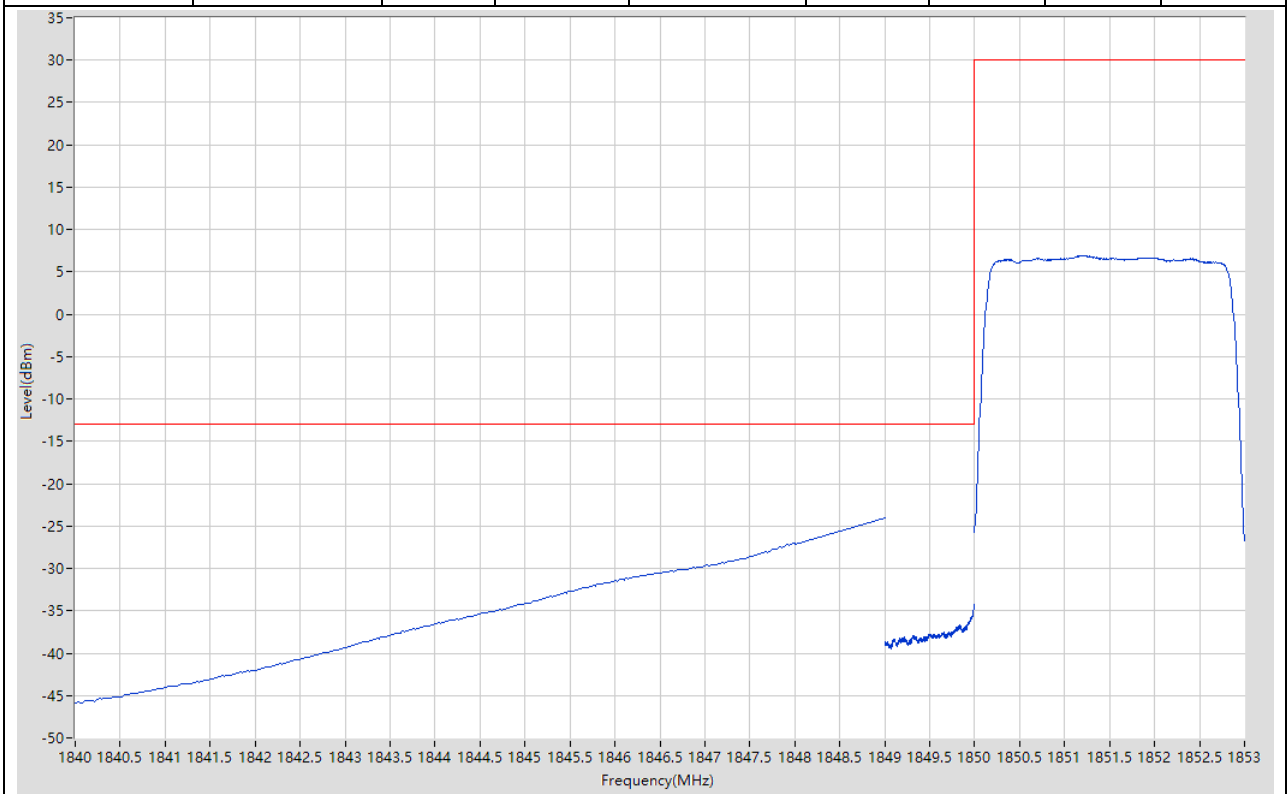
**8.11. LTE Band Edge\_Part22-24-27(NTNV)(Subtest:11, Channel:18615, Bandwidth:3, Modulation:Q16, RB Number: 1, RB Position:LOW)**

Start Frequency (MHz)	Stop Frequency (MHz)	RBW (MHz)	Detector	Frequency (MHz)	Power (dBm)	Limit (dBm)	Verdict	Sweep Point
1840	1848	1	RMS	1845.22	-36.91	-13	Pass	401
1848	1849	1	RMS	1849	-36.28	-13	Pass	2
1849	1850	0.03	RMS	1850	-21.75	-13	Pass	401
1850	1853	0.1	RMS	1850.24	19.14	30	Pass	401



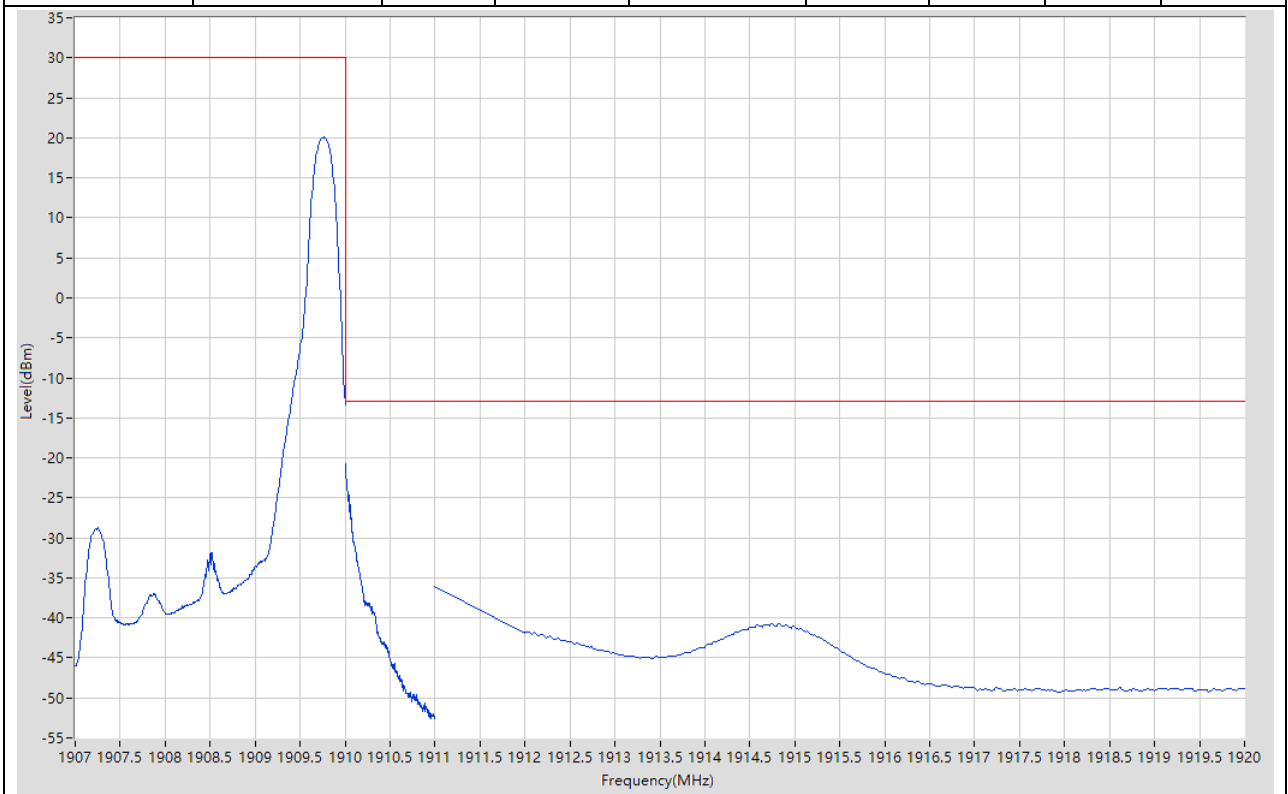
**8.12. LTE Band Edge\_Part22-24-27(NTNV)(Subtest:12, Channel:18615, Bandwidth:3, Modulation:Q16, RB Number: 15, RB Position:LOW)**

Start Frequency (MHz)	Stop Frequency (MHz)	RBW (MHz)	Detector	Frequency (MHz)	Power (dBm)	Limit (dBm)	Verdict	Sweep Point
1840	1848	1	RMS	1848	-26.99	-13	Pass	401
1848	1849	1	RMS	1849	-24.06	-13	Pass	2
1849	1850	0.03	RMS	1849.998	-34.3	-13	Pass	401
1850	1853	0.1	RMS	1851.163	6.89	30	Pass	401



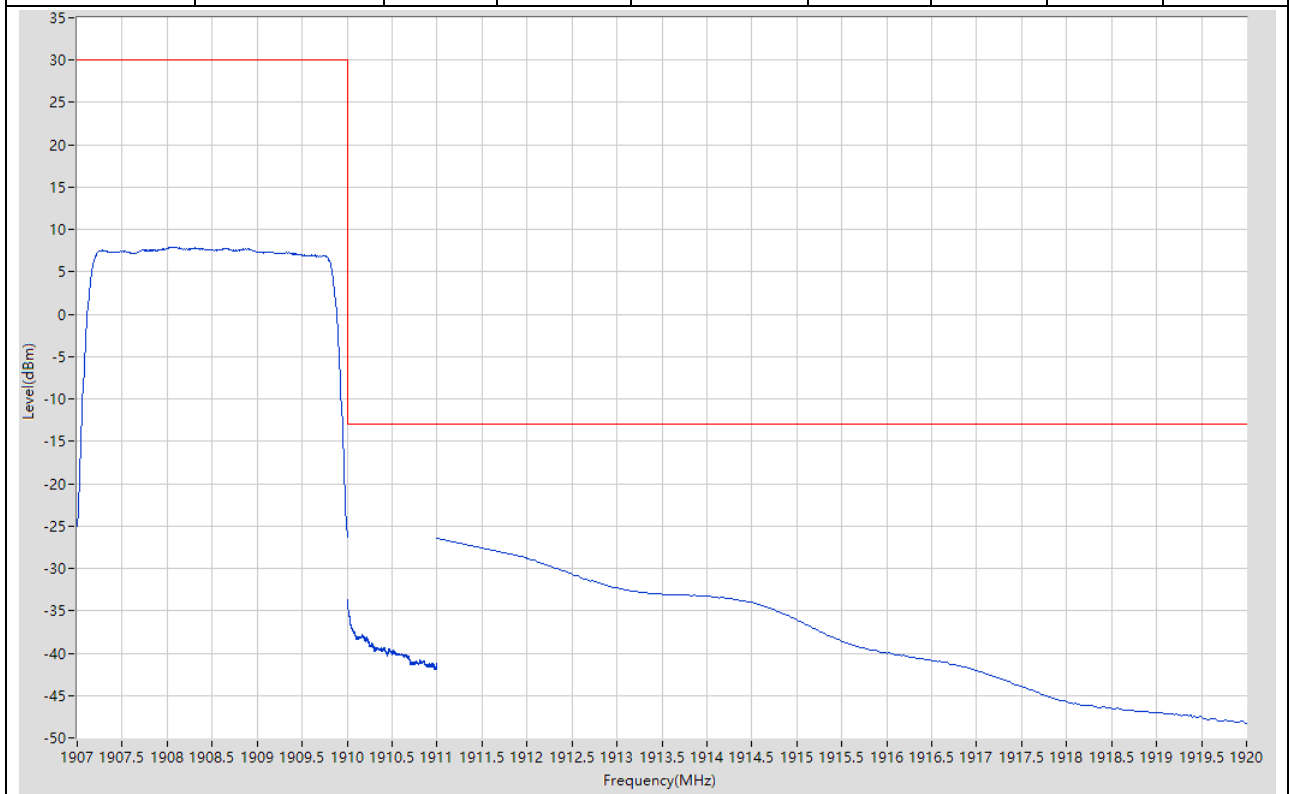
**8.13. LTE Band Edge\_Part22-24-27(NTNV)(Subtest:13, Channel:19185, Bandwidth:3, Modulation:QPSK, RB Number: 1, RB Position:HIGH)**

Start Frequency (MHz)	Stop Frequency (MHz)	RBW (MHz)	Detector	Frequency (MHz)	Power (dBm)	Limit (dBm)	Verdict	Sweep Point
1907	1910	0.1	RMS	1909.768	20.06	30	Pass	401
1910	1911	0.03	RMS	1910	-20.75	-13	Pass	401
1911	1912	1	RMS	1911	-36.03	-13	Pass	2
1912	1920	1	RMS	1914.82	-40.73	-13	Pass	401



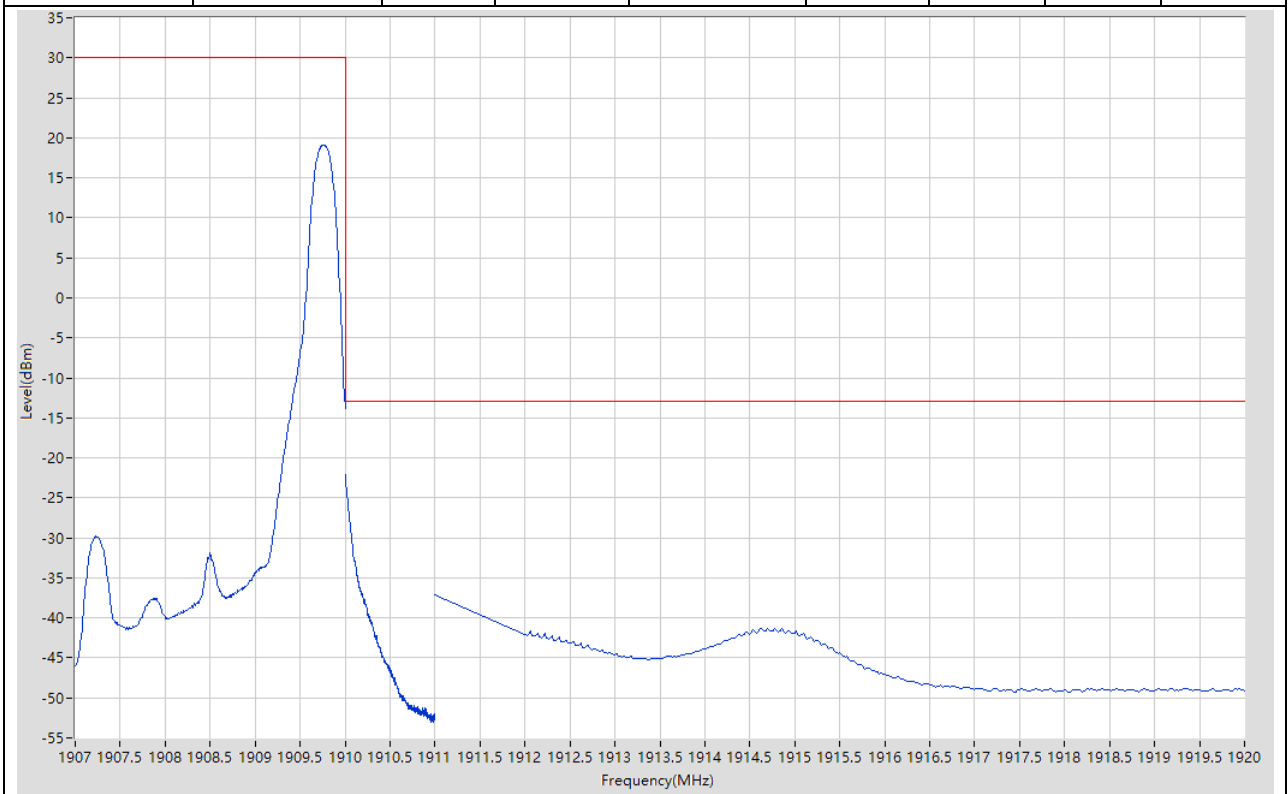
**8.14. LTE Band Edge\_Part22-24-27(NTNV)(Subtest:14, Channel:19185, Bandwidth:3, Modulation:QPSK, RB Number: 15, RB Position:HIGH)**

Start Frequency (MHz)	Stop Frequency (MHz)	RBW (MHz)	Detector	Frequency (MHz)	Power (dBm)	Limit (dBm)	Verdict	Sweep Point
1907	1910	0.1	RMS	1908.08	7.94	30	Pass	401
1910	1911	0.03	RMS	1910	-33.74	-13	Pass	401
1911	1912	1	RMS	1911	-26.39	-13	Pass	2
1912	1920	1	RMS	1912	-28.79	-13	Pass	401



**8.15. LTE Band Edge\_Part22-24-27(NTNV)(Subtest:15, Channel:19185, Bandwidth:3, Modulation:Q16, RB Number: 1, RB Position:HIGH)**

Start Frequency (MHz)	Stop Frequency (MHz)	RBW (MHz)	Detector	Frequency (MHz)	Power (dBm)	Limit (dBm)	Verdict	Sweep Point
1907	1910	0.1	RMS	1909.76	19.12	30	Pass	401
1910	1911	0.03	RMS	1910	-22.07	-13	Pass	401
1911	1912	1	RMS	1911	-37.15	-13	Pass	2
1912	1920	1	RMS	1914.78	-41.28	-13	Pass	401



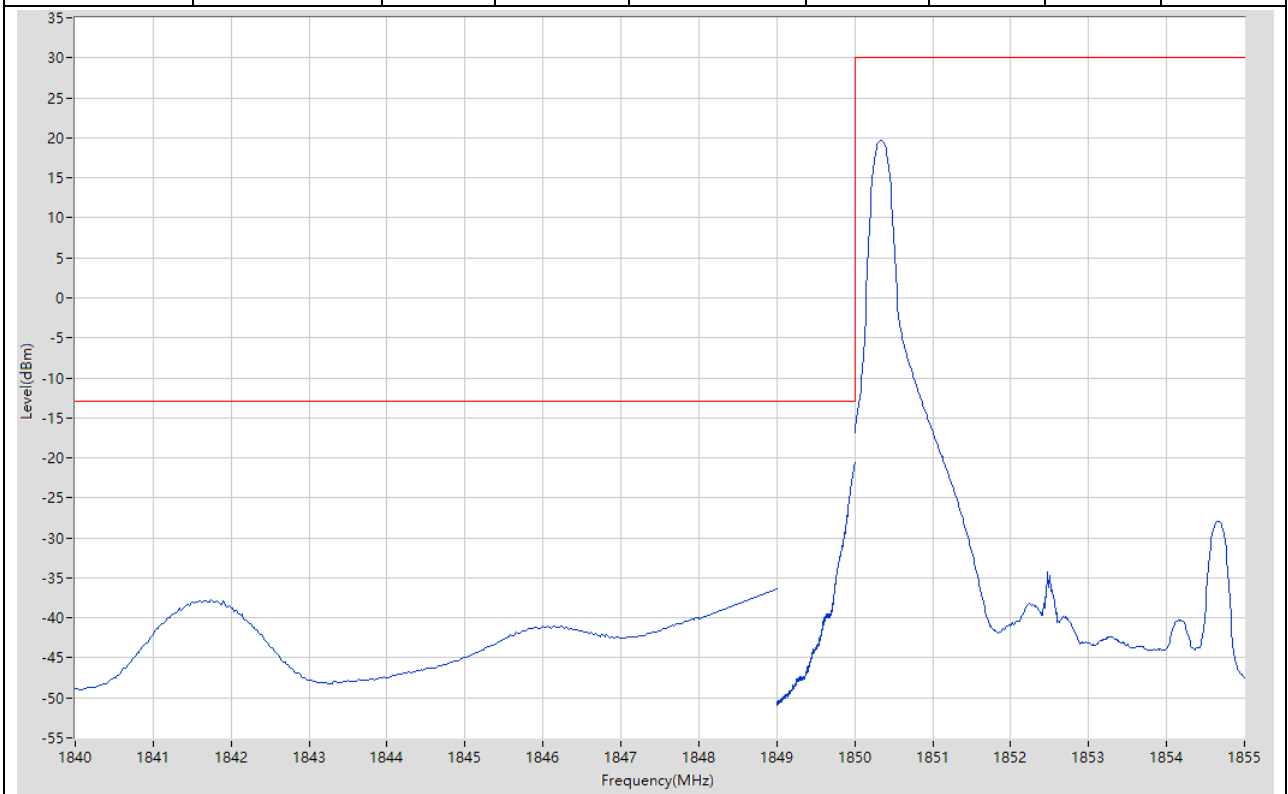
**8.16. LTE Band Edge\_Part22-24-27(NTNV)(Subtest:16, Channel:19185, Bandwidth:3, Modulation:Q16, RB Number: 15, RB Position:HIGH)**

Start Frequency (MHz)	Stop Frequency (MHz)	RBW (MHz)	Detector	Frequency (MHz)	Power (dBm)	Limit (dBm)	Verdict	Sweep Point
1907	1910	0.1	RMS	1908.373	6.77	30	Pass	401
1910	1911	0.03	RMS	1910.003	-33.74	-13	Pass	401
1911	1912	1	RMS	1911	-26.05	-13	Pass	2
1912	1920	1	RMS	1912	-29.01	-13	Pass	401



**8.17. LTE Band Edge\_Part22-24-27(NTNV)(Subtest:17, Channel:18625, Bandwidth:5, Modulation:QPSK, RB Number: 1, RB Position:LOW)**

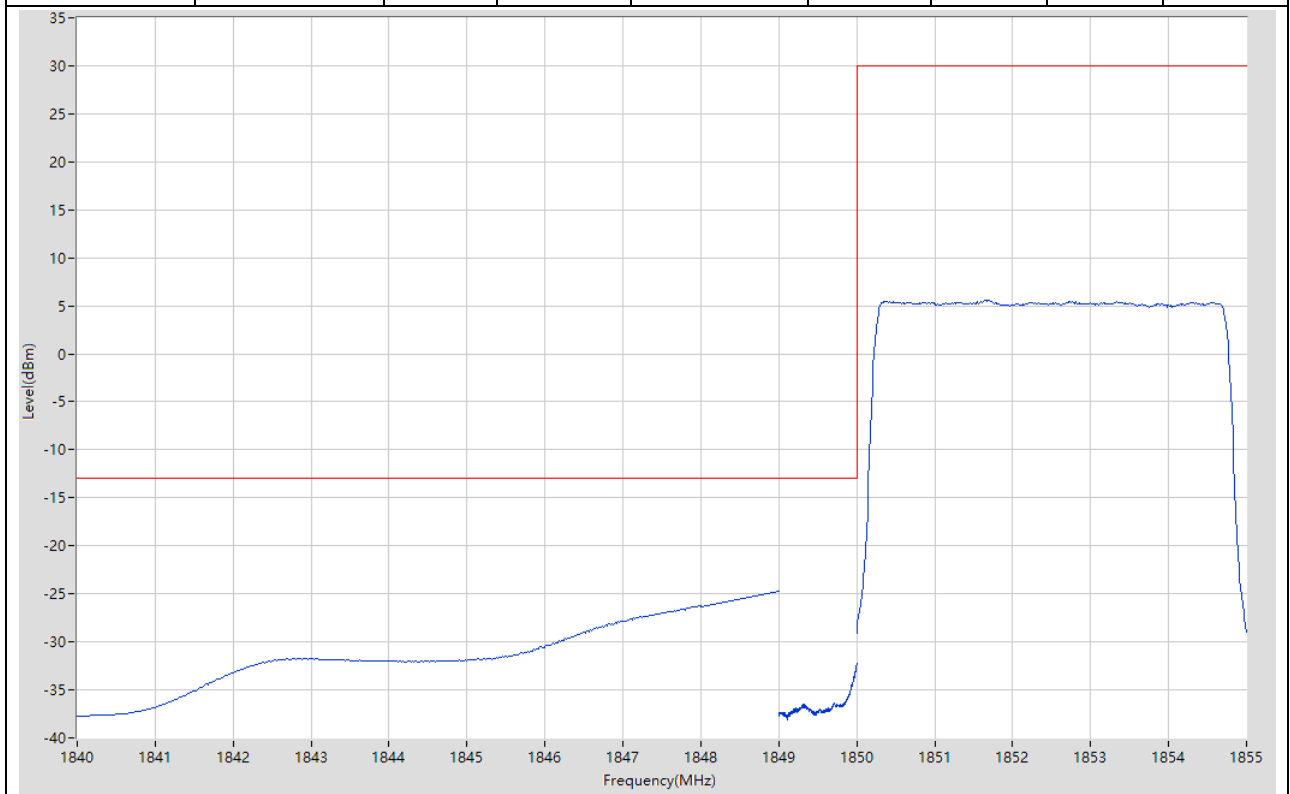
Start Frequency (MHz)	Stop Frequency (MHz)	RBW (MHz)	Detector	Frequency (MHz)	Power (dBm)	Limit (dBm)	Verdict	Sweep Point
1840	1848	1	RMS	1841.74	-37.66	-13	Pass	401
1848	1849	1	RMS	1849	-36.43	-13	Pass	2
1849	1850	0.051	RMS	1849.998	-20.65	-13	Pass	401
1850	1855	0.1	RMS	1850.338	19.7	30	Pass	401





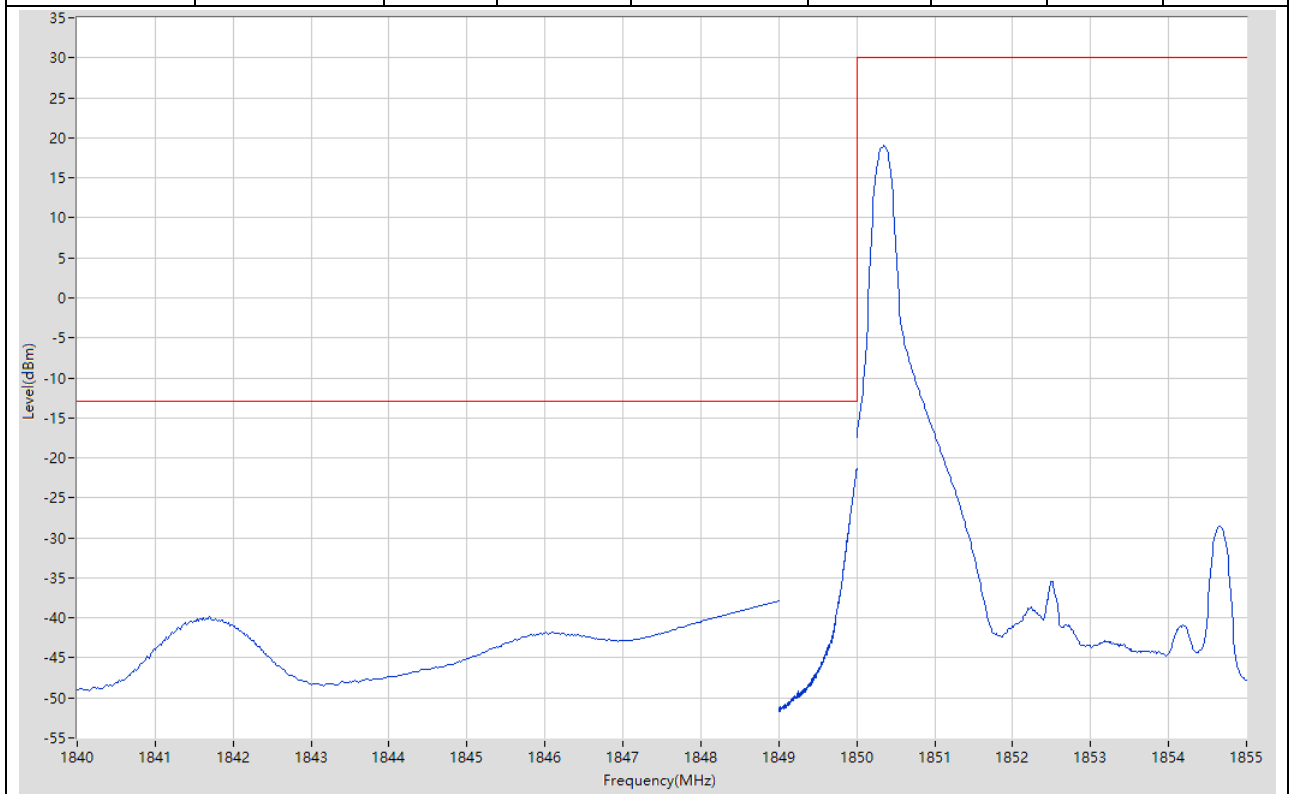
**8.18. LTE Band Edge\_Part22-24-27(NTNV)(Subtest:18, Channel:18625, Bandwidth:5, Modulation:QPSK, RB Number: 25, RB Position:LOW)**

Start Frequency (MHz)	Stop Frequency (MHz)	RBW (MHz)	Detector	Frequency (MHz)	Power (dBm)	Limit (dBm)	Verdict	Sweep Point
1840	1848	1	RMS	1848	-26.22	-13	Pass	401
1848	1849	1	RMS	1849	-24.72	-13	Pass	2
1849	1850	0.051	RMS	1850	-32.25	-13	Pass	401
1850	1855	0.1	RMS	1851.675	5.57	30	Pass	401



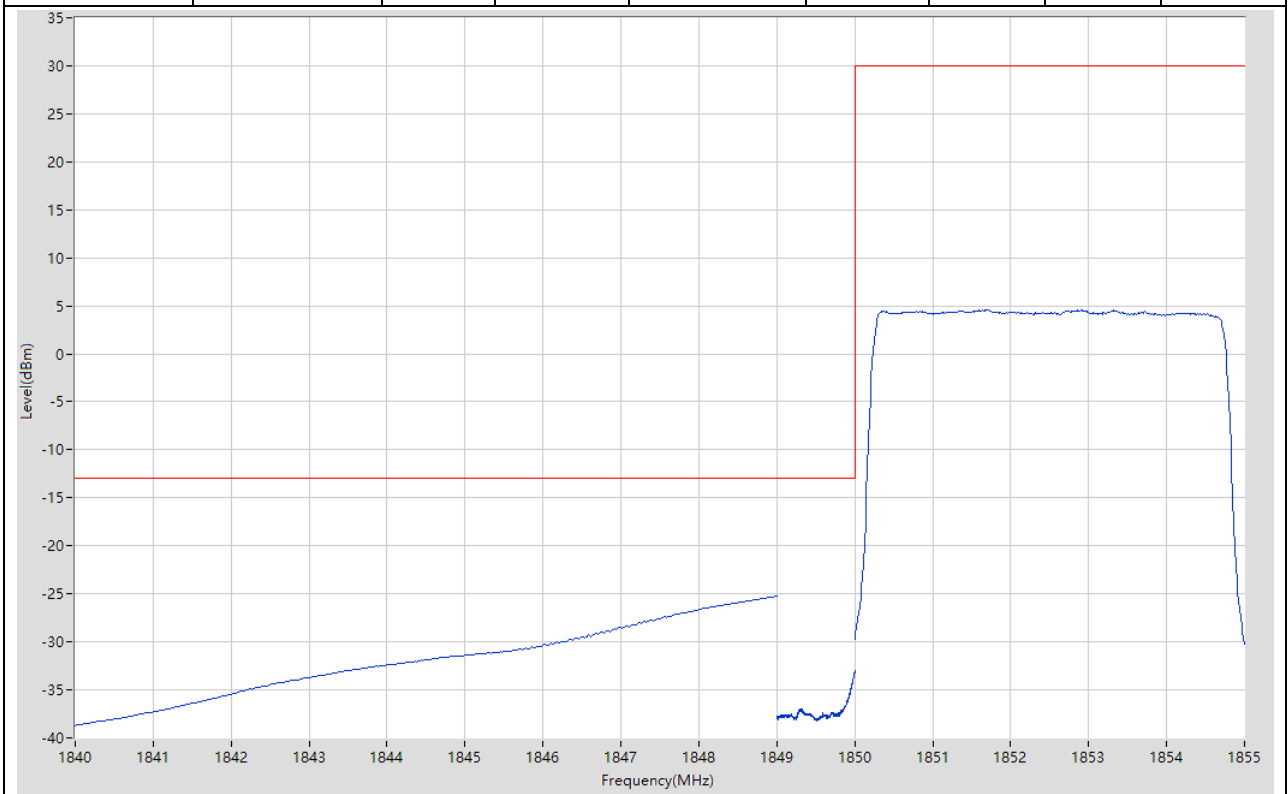
**8.19. LTE Band Edge\_Part22-24-27(NTNV)(Subtest:19, Channel:18625, Bandwidth:5, Modulation:Q16, RB Number: 1, RB Position:LOW)**

Start Frequency (MHz)	Stop Frequency (MHz)	RBW (MHz)	Detector	Frequency (MHz)	Power (dBm)	Limit (dBm)	Verdict	Sweep Point
1840	1848	1	RMS	1841.7	-39.83	-13	Pass	401
1848	1849	1	RMS	1849	-37.82	-13	Pass	2
1849	1850	0.051	RMS	1849.998	-21.39	-13	Pass	401
1850	1855	0.1	RMS	1850.35	19	30	Pass	401



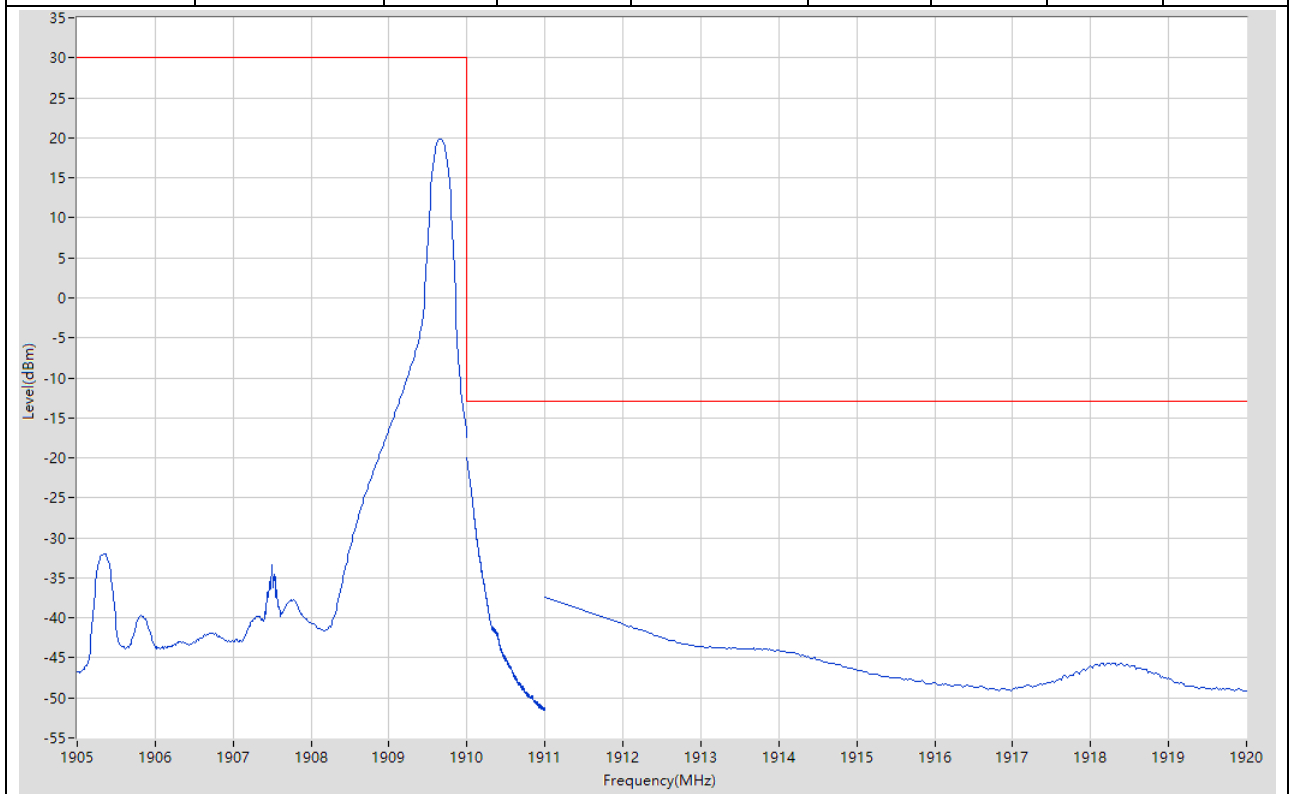
**8.20. LTE Band Edge\_Part22-24-27(NTNV)(Subtest:20, Channel:18625, Bandwidth:5, Modulation:Q16, RB Number: 25, RB Position:LOW)**

Start Frequency (MHz)	Stop Frequency (MHz)	RBW (MHz)	Detector	Frequency (MHz)	Power (dBm)	Limit (dBm)	Verdict	Sweep Point
1840	1848	1	RMS	1848	-26.63	-13	Pass	401
1848	1849	1	RMS	1849	-25.21	-13	Pass	2
1849	1850	0.051	RMS	1850	-32.94	-13	Pass	401
1850	1855	0.1	RMS	1852.913	4.58	30	Pass	401



**8.21. LTE Band Edge\_Part22-24-27(NTNV)(Subtest:21, Channel:19175, Bandwidth:5, Modulation:QPSK, RB Number: 1, RB Position:HIGH)**

Start Frequency (MHz)	Stop Frequency (MHz)	RBW (MHz)	Detector	Frequency (MHz)	Power (dBm)	Limit (dBm)	Verdict	Sweep Point
1905	1910	0.1	RMS	1909.663	19.88	30	Pass	401
1910	1911	0.051	RMS	1910	-20.02	-13	Pass	401
1911	1912	1	RMS	1911	-37.41	-13	Pass	2
1912	1920	1	RMS	1912	-40.79	-13	Pass	401



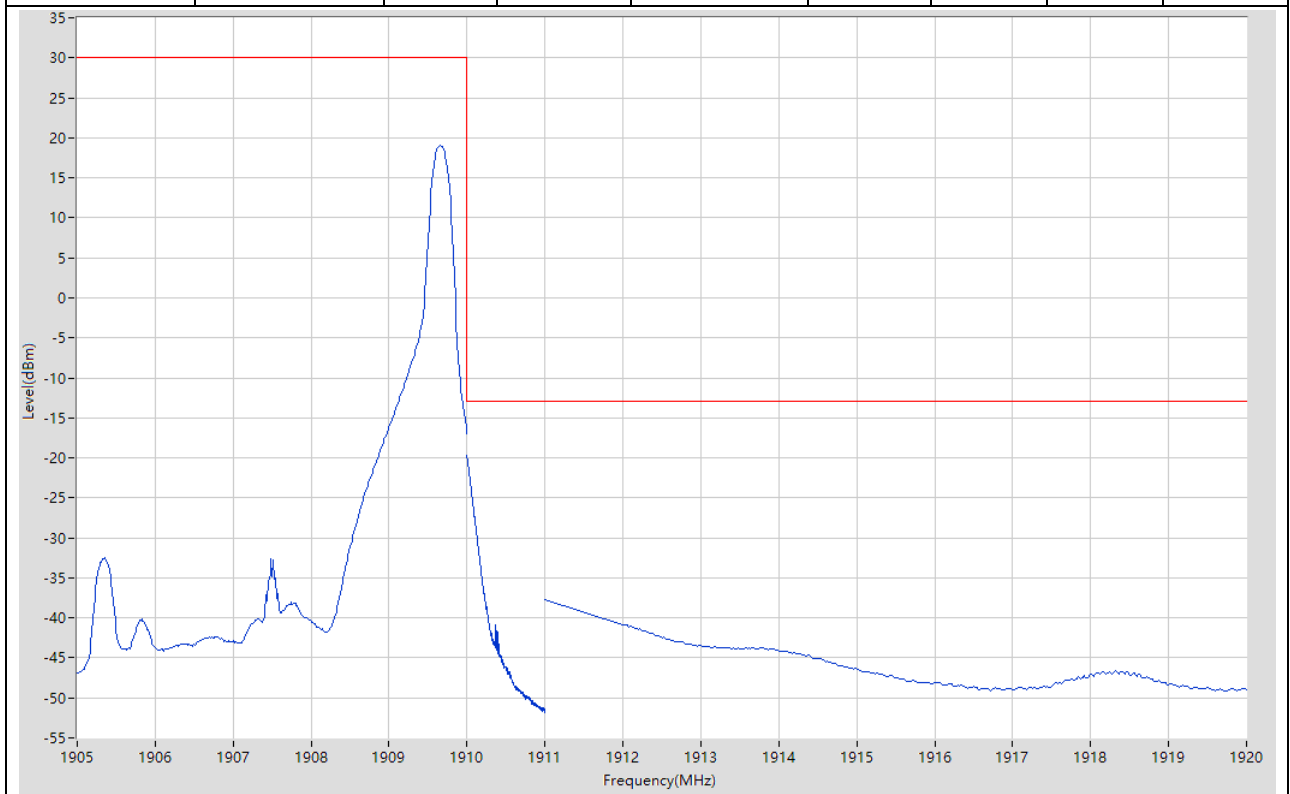
**8.22. LTE Band Edge\_Part22-24-27(NTNV)(Subtest:22, Channel:19175, Bandwidth:5, Modulation:QPSK, RB Number: 25, RB Position:HIGH)**

Start Frequency (MHz)	Stop Frequency (MHz)	RBW (MHz)	Detector	Frequency (MHz)	Power (dBm)	Limit (dBm)	Verdict	Sweep Point
1905	1910	0.1	RMS	1906.063	5.62	30	Pass	401
1910	1911	0.051	RMS	1910	-32.72	-13	Pass	401
1911	1912	1	RMS	1911	-26.88	-13	Pass	2
1912	1920	1	RMS	1912.02	-28.62	-13	Pass	401



**8.23. LTE Band Edge\_Part22-24-27(NTNV)(Subtest:23, Channel:19175, Bandwidth:5, Modulation:Q16, RB Number: 1, RB Position:HIGH)**

Start Frequency (MHz)	Stop Frequency (MHz)	RBW (MHz)	Detector	Frequency (MHz)	Power (dBm)	Limit (dBm)	Verdict	Sweep Point
1905	1910	0.1	RMS	1909.65	19.04	30	Pass	401
1910	1911	0.051	RMS	1910	-19.66	-13	Pass	401
1911	1912	1	RMS	1911	-37.71	-13	Pass	2
1912	1920	1	RMS	1912	-40.83	-13	Pass	401



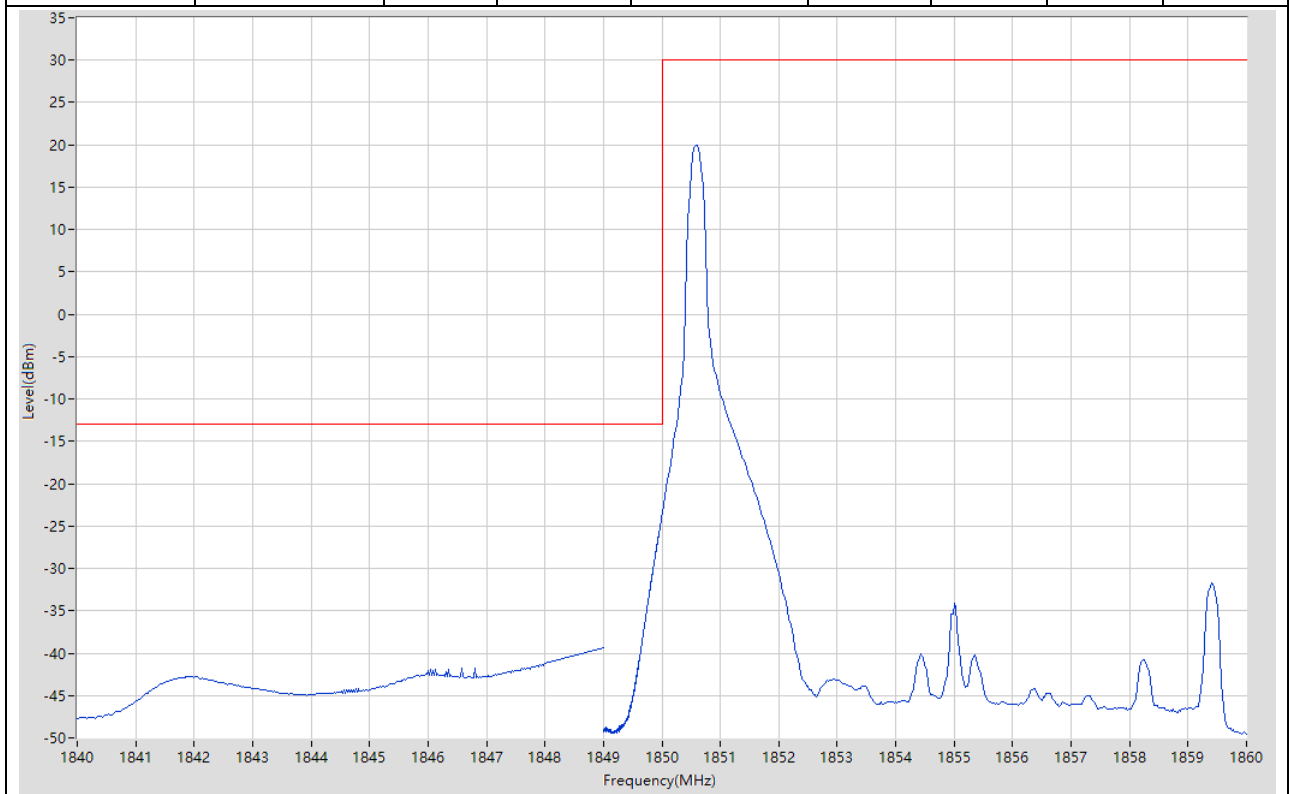
**8.24. LTE Band Edge\_Part22-24-27(NTNV)(Subtest:24, Channel:19175, Bandwidth:5, Modulation:Q16, RB Number: 25, RB Position:HIGH)**

Start Frequency (MHz)	Stop Frequency (MHz)	RBW (MHz)	Detector	Frequency (MHz)	Power (dBm)	Limit (dBm)	Verdict	Sweep Point
1905	1910	0.1	RMS	1905.588	4.73	30	Pass	401
1910	1911	0.051	RMS	1910.003	-33.52	-13	Pass	401
1911	1912	1	RMS	1911	-26.95	-13	Pass	2
1912	1920	1	RMS	1912.02	-28.79	-13	Pass	401



**8.25. LTE Band Edge\_Part22-24-27(NTNV)(Subtest:25, Channel:18650, Bandwidth:10, Modulation:QPSK, RB Number: 1, RB Position:LOW)**

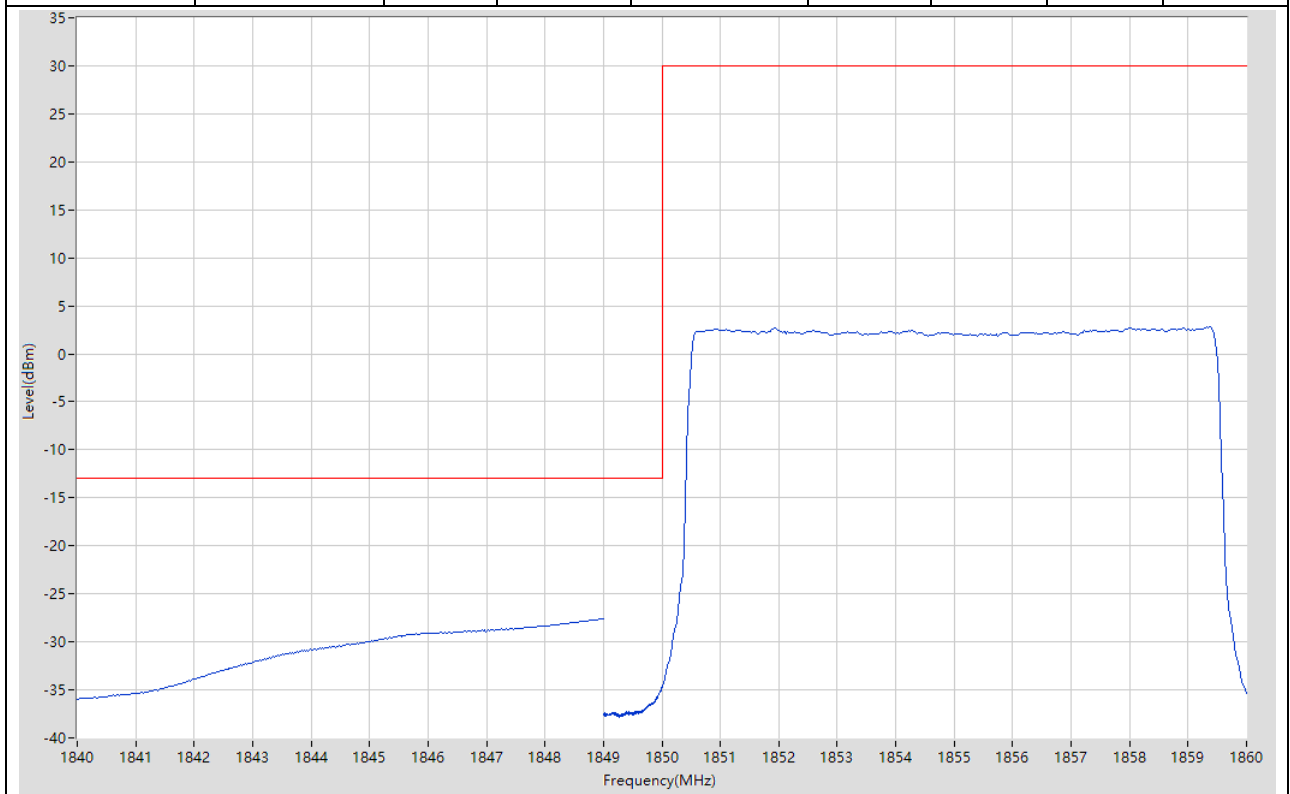
Start Frequency (MHz)	Stop Frequency (MHz)	RBW (MHz)	Detector	Frequency (MHz)	Power (dBm)	Limit (dBm)	Verdict	Sweep Point
1840	1848	1	RMS	1848	-41.24	-13	Pass	401
1848	1849	1	RMS	1849	-39.34	-13	Pass	2
1849	1850	0.1	RMS	1850	-23.67	-13	Pass	401
1850	1860	0.1	RMS	1850.6	19.89	30	Pass	401





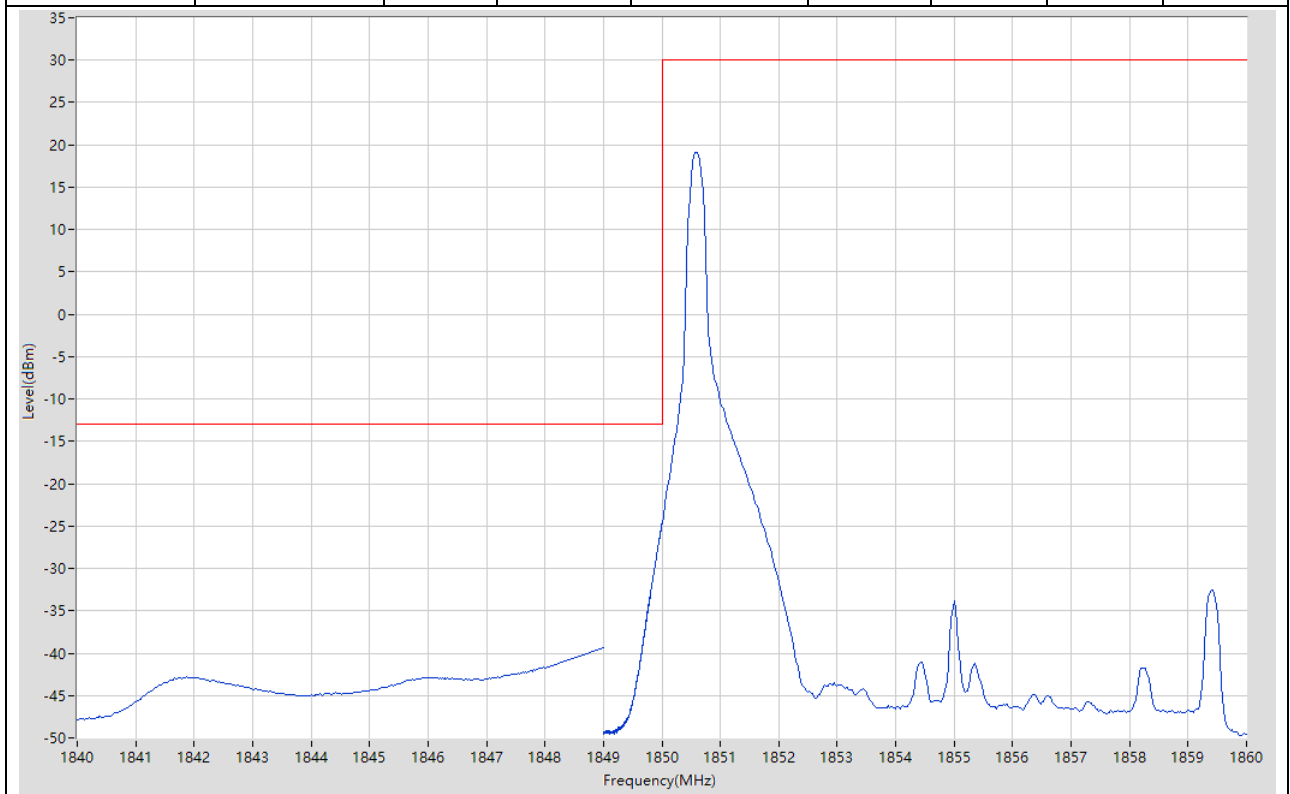
**8.26. LTE Band Edge\_Part22-24-27(NTNV)(Subtest:26, Channel:18650, Bandwidth:10, Modulation:QPSK, RB Number: 50, RB Position:LOW)**

Start Frequency (MHz)	Stop Frequency (MHz)	RBW (MHz)	Detector	Frequency (MHz)	Power (dBm)	Limit (dBm)	Verdict	Sweep Point
1840	1848	1	RMS	1848	-28.31	-13	Pass	401
1848	1849	1	RMS	1849	-27.66	-13	Pass	2
1849	1850	0.1	RMS	1850	-34.74	-13	Pass	401
1850	1860	0.1	RMS	1859.375	2.77	30	Pass	401



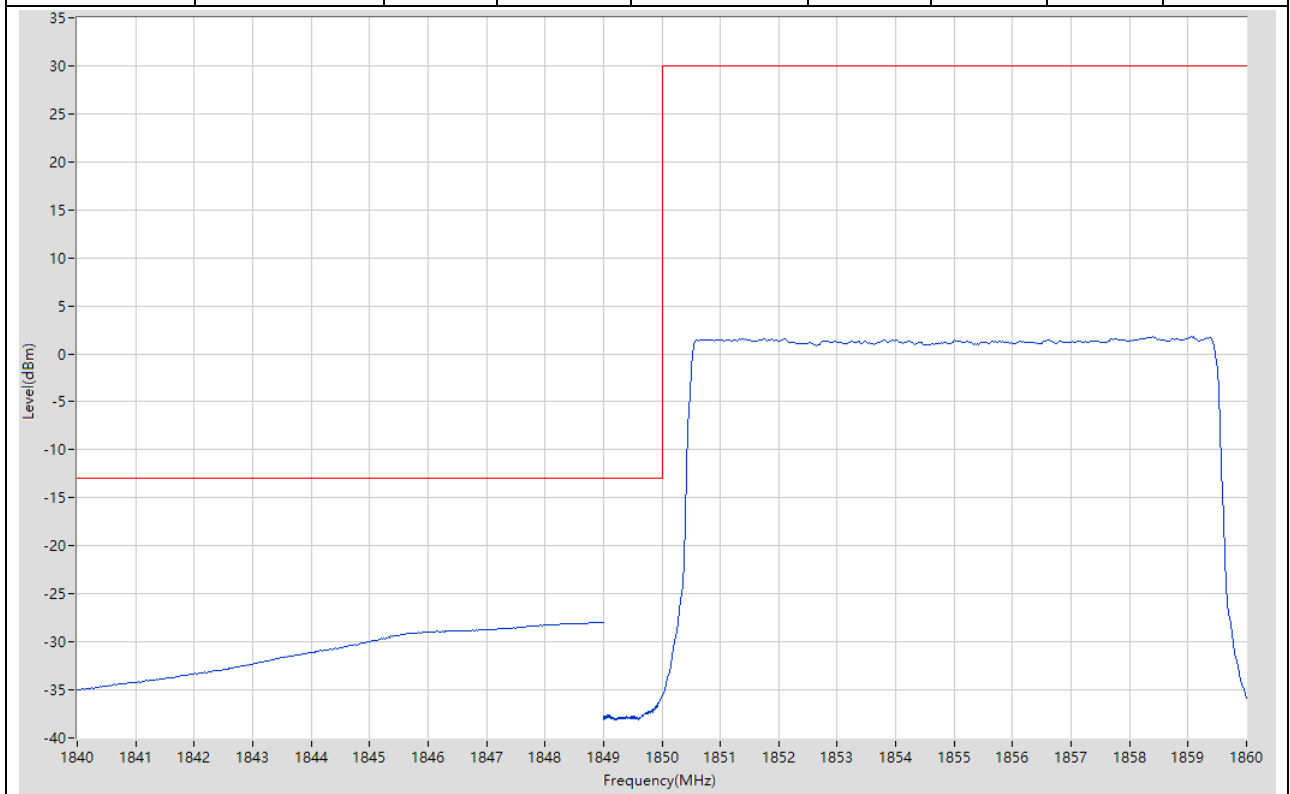
**8.27. LTE Band Edge\_Part22-24-27(NTNV)(Subtest:27, Channel:18650, Bandwidth:10, Modulation:Q16, RB Number: 1, RB Position:LOW)**

Start Frequency (MHz)	Stop Frequency (MHz)	RBW (MHz)	Detector	Frequency (MHz)	Power (dBm)	Limit (dBm)	Verdict	Sweep Point
1840	1848	1	RMS	1847.98	-41.67	-13	Pass	401
1848	1849	1	RMS	1849	-39.38	-13	Pass	2
1849	1850	0.1	RMS	1850	-24.54	-13	Pass	401
1850	1860	0.1	RMS	1850.6	19.11	30	Pass	401



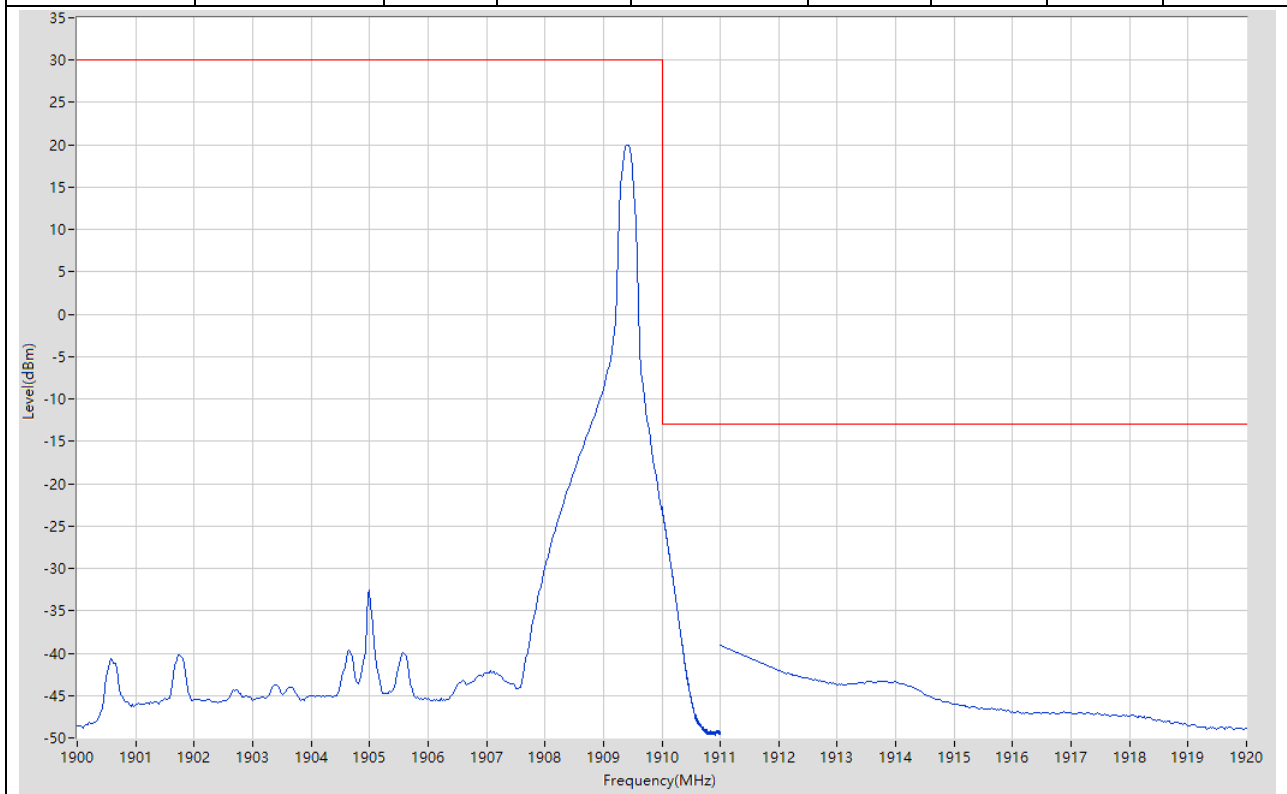
**8.28. LTE Band Edge\_Part22-24-27(NTNV)(Subtest:28, Channel:18650, Bandwidth:10, Modulation:Q16, RB Number: 50, RB Position:LOW)**

Start Frequency (MHz)	Stop Frequency (MHz)	RBW (MHz)	Detector	Frequency (MHz)	Power (dBm)	Limit (dBm)	Verdict	Sweep Point
1840	1848	1	RMS	1848	-28.25	-13	Pass	401
1848	1849	1	RMS	1849	-27.98	-13	Pass	2
1849	1850	0.1	RMS	1850	-35.66	-13	Pass	401
1850	1860	0.1	RMS	1859.05	1.81	30	Pass	401



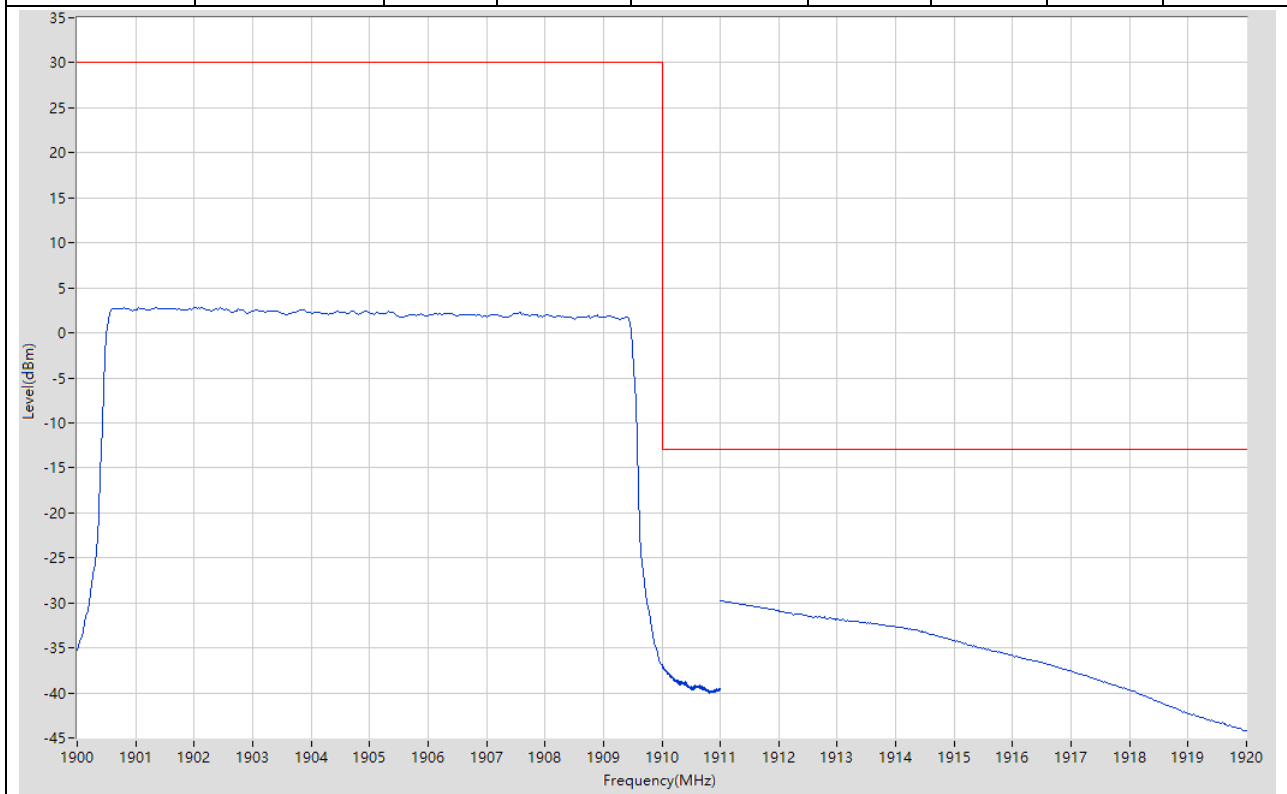
**8.29. LTE Band Edge\_Part22-24-27(NTNV)(Subtest:29, Channel:19150, Bandwidth:10, Modulation:QPSK, RB Number: 1, RB Position:HIGH)**

Start Frequency (MHz)	Stop Frequency (MHz)	RBW (MHz)	Detector	Frequency (MHz)	Power (dBm)	Limit (dBm)	Verdict	Sweep Point
1900	1910	0.1	RMS	1909.4	19.93	30	Pass	401
1910	1911	0.1	RMS	1910.003	-22.82	-13	Pass	401
1911	1912	1	RMS	1911	-39.1	-13	Pass	2
1912	1920	1	RMS	1912.02	-42.09	-13	Pass	401



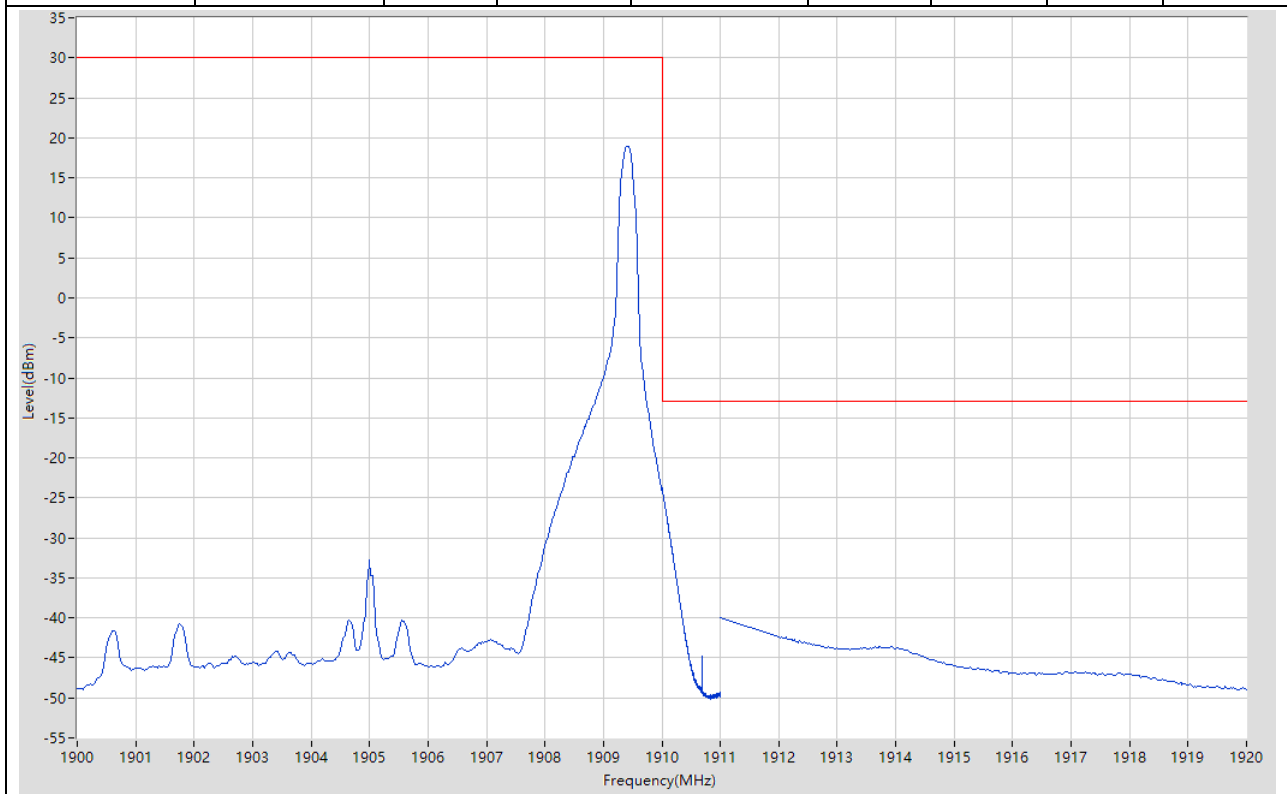
**8.30. LTE Band Edge\_Part22-24-27(NTNV)(Subtest:30, Channel:19150, Bandwidth:10, Modulation:QPSK, RB Number: 50, RB Position:HIGH)**

Start Frequency (MHz)	Stop Frequency (MHz)	RBW (MHz)	Detector	Frequency (MHz)	Power (dBm)	Limit (dBm)	Verdict	Sweep Point
1900	1910	0.1	RMS	1902.125	2.8	30	Pass	401
1910	1911	0.1	RMS	1910	-36.88	-13	Pass	401
1911	1912	1	RMS	1911	-29.84	-13	Pass	2
1912	1920	1	RMS	1912	-30.95	-13	Pass	401



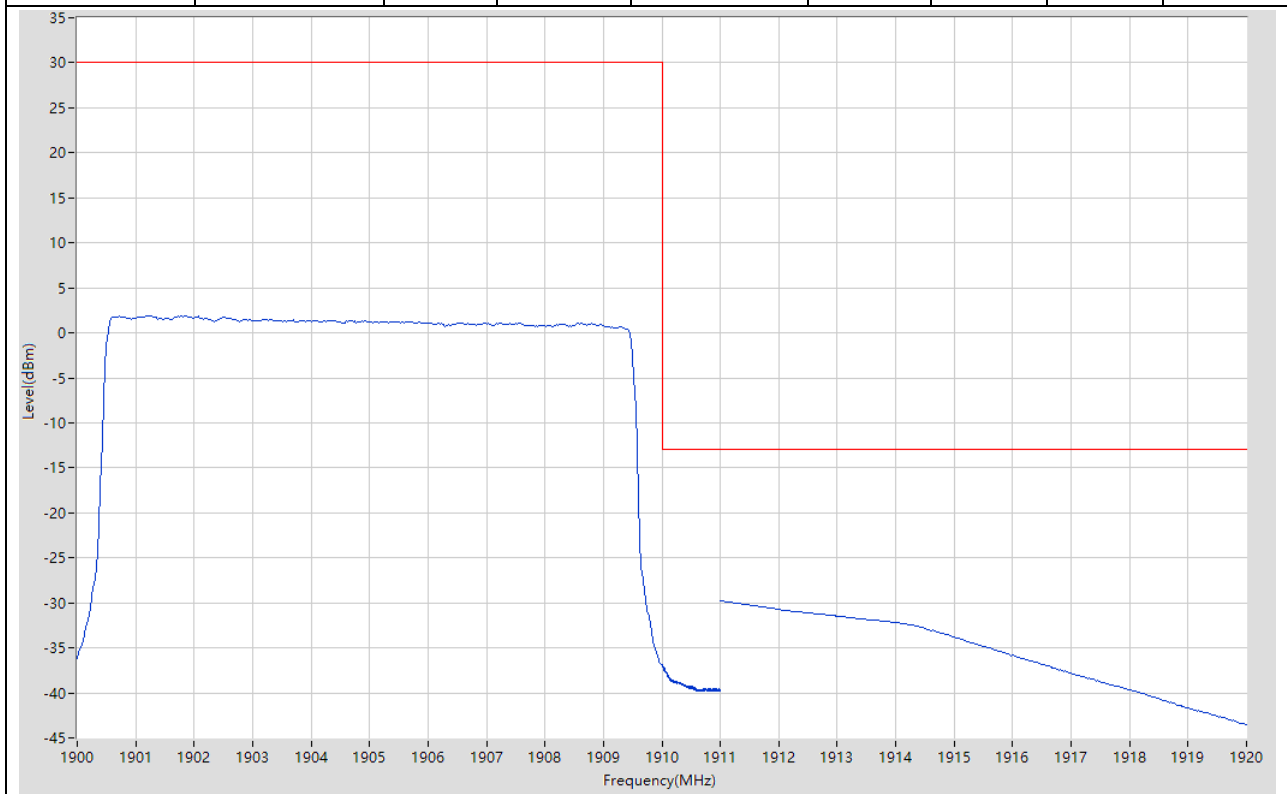
**8.31. LTE Band Edge\_Part22-24-27(NTNV)(Subtest:31, Channel:19150, Bandwidth:10, Modulation:Q16, RB Number: 1, RB Position:HIGH)**

Start Frequency (MHz)	Stop Frequency (MHz)	RBW (MHz)	Detector	Frequency (MHz)	Power (dBm)	Limit (dBm)	Verdict	Sweep Point
1900	1910	0.1	RMS	1909.4	18.95	30	Pass	401
1910	1911	0.1	RMS	1910	-23.68	-13	Pass	401
1911	1912	1	RMS	1911	-39.99	-13	Pass	2
1912	1920	1	RMS	1912	-42.33	-13	Pass	401



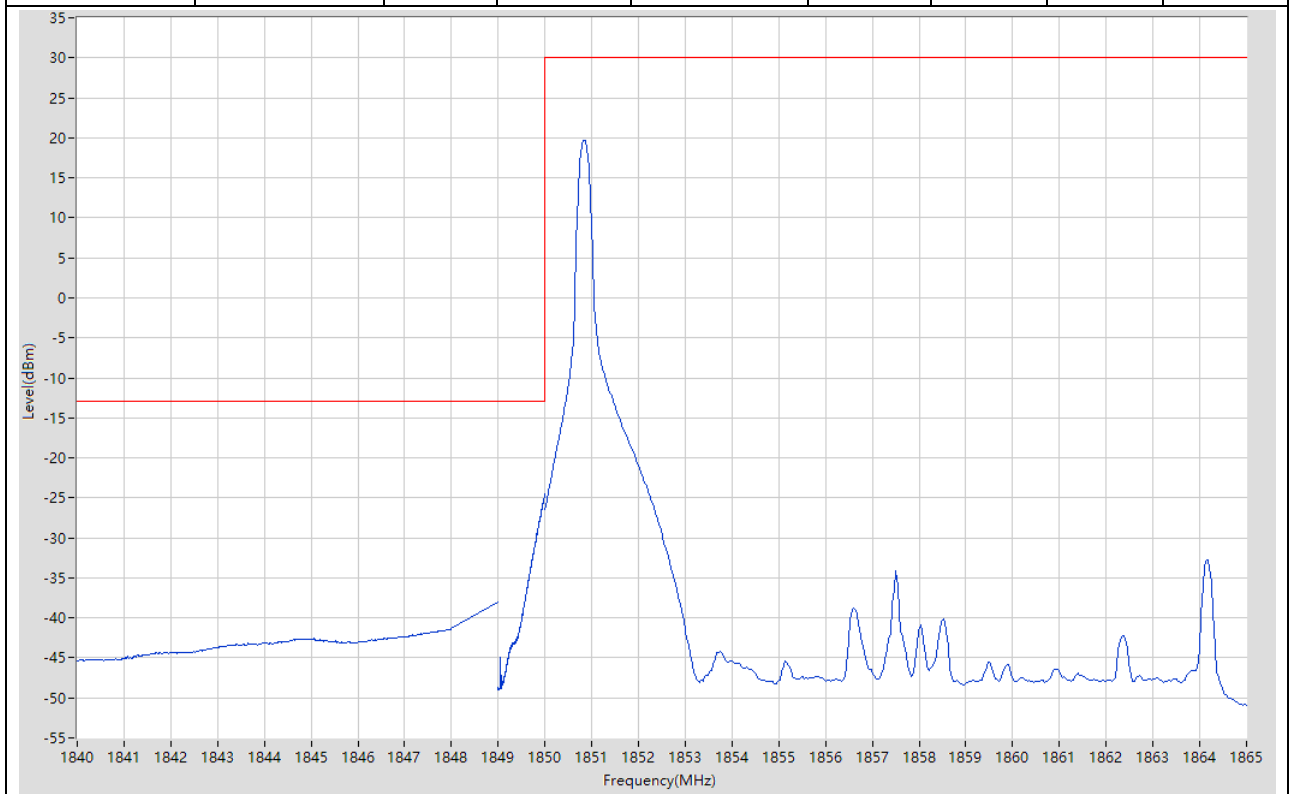
**8.32. LTE Band Edge\_Part22-24-27(NTNV)(Subtest:32, Channel:19150, Bandwidth:10, Modulation:Q16, RB Number: 50, RB Position:HIGH)**

Start Frequency (MHz)	Stop Frequency (MHz)	RBW (MHz)	Detector	Frequency (MHz)	Power (dBm)	Limit (dBm)	Verdict	Sweep Point
1900	1910	0.1	RMS	1901.25	1.9	30	Pass	401
1910	1911	0.1	RMS	1910.005	-36.81	-13	Pass	401
1911	1912	1	RMS	1911	-29.82	-13	Pass	2
1912	1920	1	RMS	1912	-30.74	-13	Pass	401



**8.33. LTE Band Edge\_Part22-24-27(NTNV)(Subtest:33, Channel:18675, Bandwidth:15, Modulation:QPSK, RB Number: 1, RB Position:LOW)**

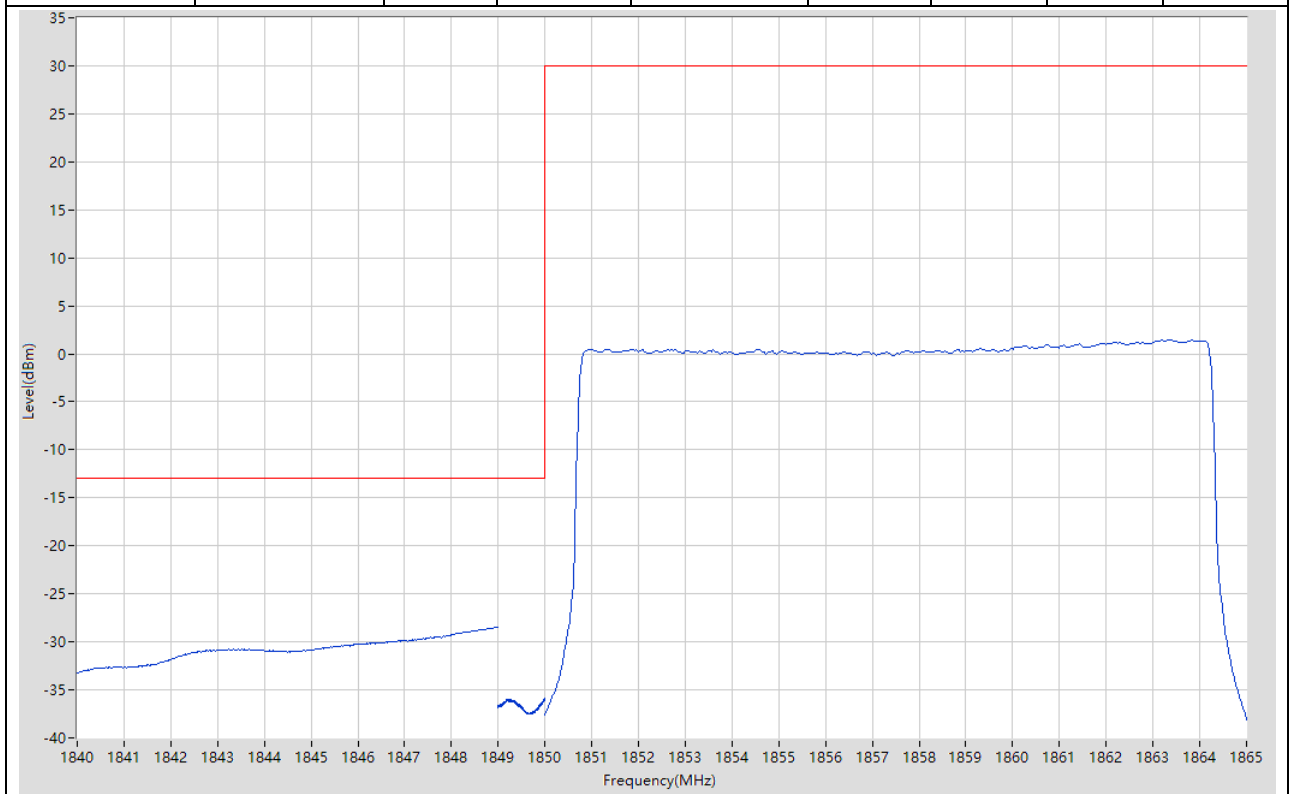
Start Frequency (MHz)	Stop Frequency (MHz)	RBW (MHz)	Detector	Frequency (MHz)	Power (dBm)	Limit (dBm)	Verdict	Sweep Point
1840	1848	1	RMS	1847.92	-41.43	-13	Pass	401
1848	1849	1	RMS	1849	-38.07	-13	Pass	2
1849	1850	0.15	RMS	1849.998	-24.44	-13	Pass	401
1850	1865	0.1	RMS	1850.825	19.72	30	Pass	401





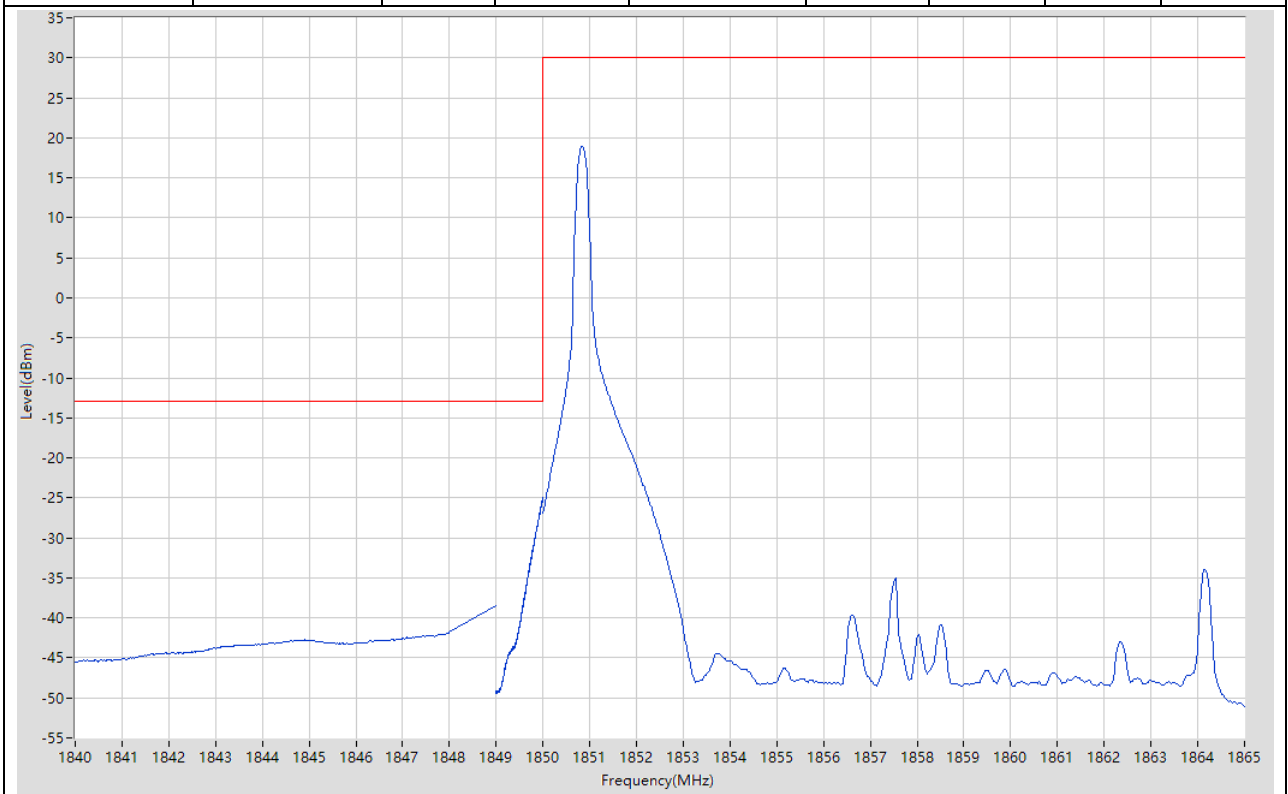
**8.34. LTE Band Edge\_Part22-24-27(NTNV)(Subtest:34, Channel:18675, Bandwidth:15, Modulation:QPSK, RB Number: 75, RB Position:LOW)**

Start Frequency (MHz)	Stop Frequency (MHz)	RBW (MHz)	Detector	Frequency (MHz)	Power (dBm)	Limit (dBm)	Verdict	Sweep Point
1840	1848	1	RMS	1848	-29.31	-13	Pass	401
1848	1849	1	RMS	1849	-28.48	-13	Pass	2
1849	1850	0.15	RMS	1849.998	-35.87	-13	Pass	401
1850	1865	0.1	RMS	1863.388	1.47	30	Pass	401



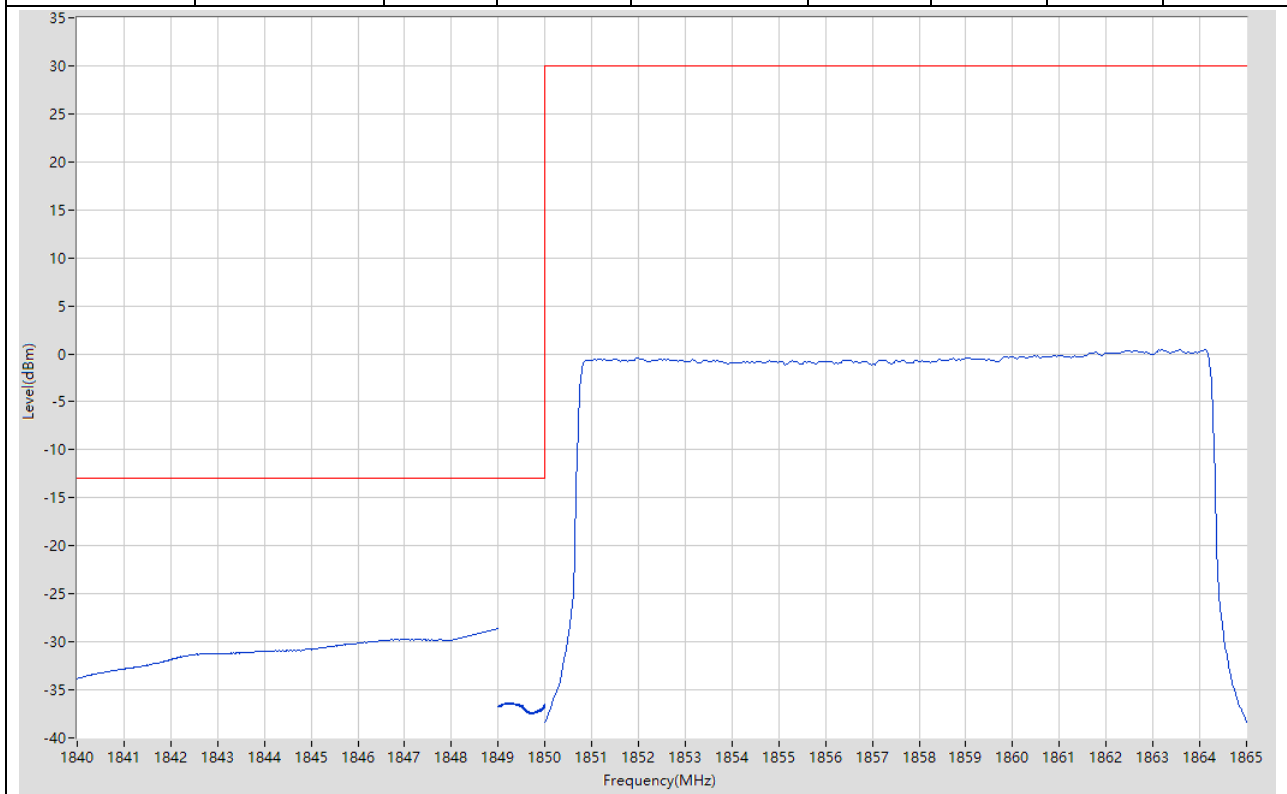
**8.35. LTE Band Edge\_Part22-24-27(NTNV)(Subtest:35, Channel:18675, Bandwidth:15, Modulation:Q16, RB Number: 1, RB Position:LOW)**

Start Frequency (MHz)	Stop Frequency (MHz)	RBW (MHz)	Detector	Frequency (MHz)	Power (dBm)	Limit (dBm)	Verdict	Sweep Point
1840	1848	1	RMS	1847.98	-41.92	-13	Pass	401
1848	1849	1	RMS	1849	-38.45	-13	Pass	2
1849	1850	0.15	RMS	1850	-24.89	-13	Pass	401
1850	1865	0.1	RMS	1850.825	18.96	30	Pass	401



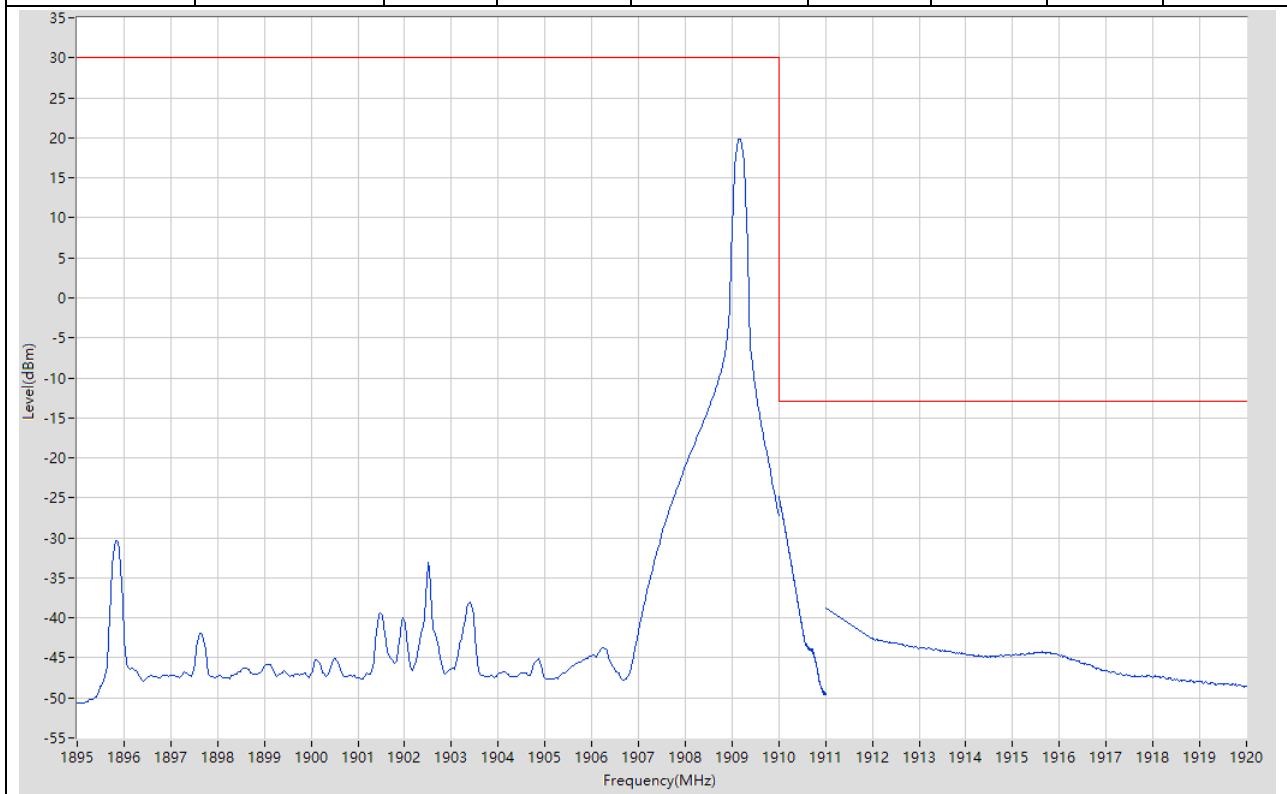
**8.36. LTE Band Edge\_Part22-24-27(NTNV)(Subtest:36, Channel:18675, Bandwidth:15, Modulation:Q16, RB Number: 75, RB Position:LOW)**

Start Frequency (MHz)	Stop Frequency (MHz)	RBW (MHz)	Detector	Frequency (MHz)	Power (dBm)	Limit (dBm)	Verdict	Sweep Point
1840	1848	1	RMS	1846.94	-29.69	-13	Pass	401
1848	1849	1	RMS	1849	-28.62	-13	Pass	2
1849	1850	0.15	RMS	1849.18	-36.31	-13	Pass	401
1850	1865	0.1	RMS	1863.2	0.43	30	Pass	401



**8.37. LTE Band Edge\_Part22-24-27(NTNV)(Subtest:37, Channel:19125, Bandwidth:15, Modulation:QPSK, RB Number: 1, RB Position:HIGH)**

Start Frequency (MHz)	Stop Frequency (MHz)	RBW (MHz)	Detector	Frequency (MHz)	Power (dBm)	Limit (dBm)	Verdict	Sweep Point
1895	1910	0.1	RMS	1909.175	19.84	30	Pass	401
1910	1911	0.15	RMS	1910	-24.73	-13	Pass	401
1911	1912	1	RMS	1911	-38.83	-13	Pass	2
1912	1920	1	RMS	1912	-42.6	-13	Pass	401



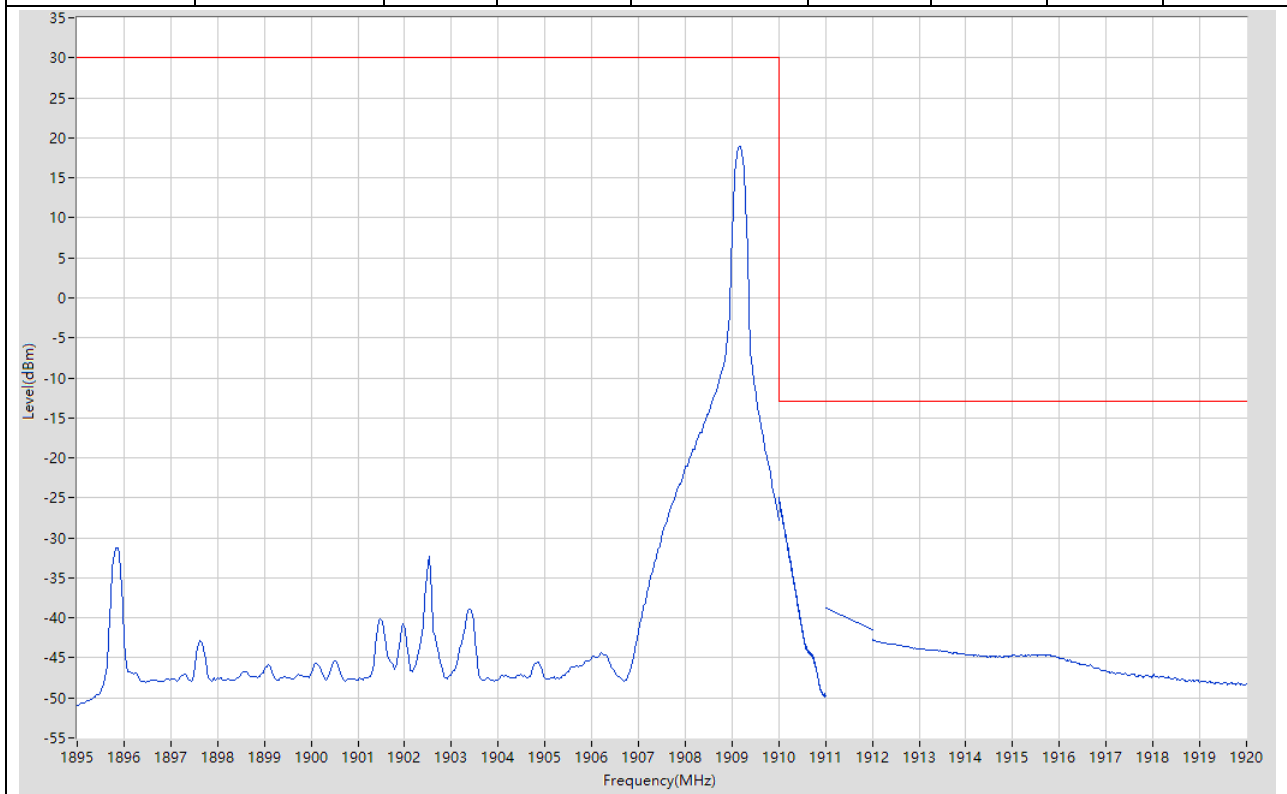
**8.38. LTE Band Edge\_Part22-24-27(NTNV)(Subtest:38, Channel:19125, Bandwidth:15, Modulation:QPSK, RB Number: 75, RB Position:HIGH)**

Start Frequency (MHz)	Stop Frequency (MHz)	RBW (MHz)	Detector	Frequency (MHz)	Power (dBm)	Limit (dBm)	Verdict	Sweep Point
1895	1910	0.1	RMS	1897.325	1.16	30	Pass	401
1910	1911	0.15	RMS	1910.003	-37.28	-13	Pass	401
1911	1912	1	RMS	1911	-31.04	-13	Pass	2
1912	1920	1	RMS	1912	-31.29	-13	Pass	401



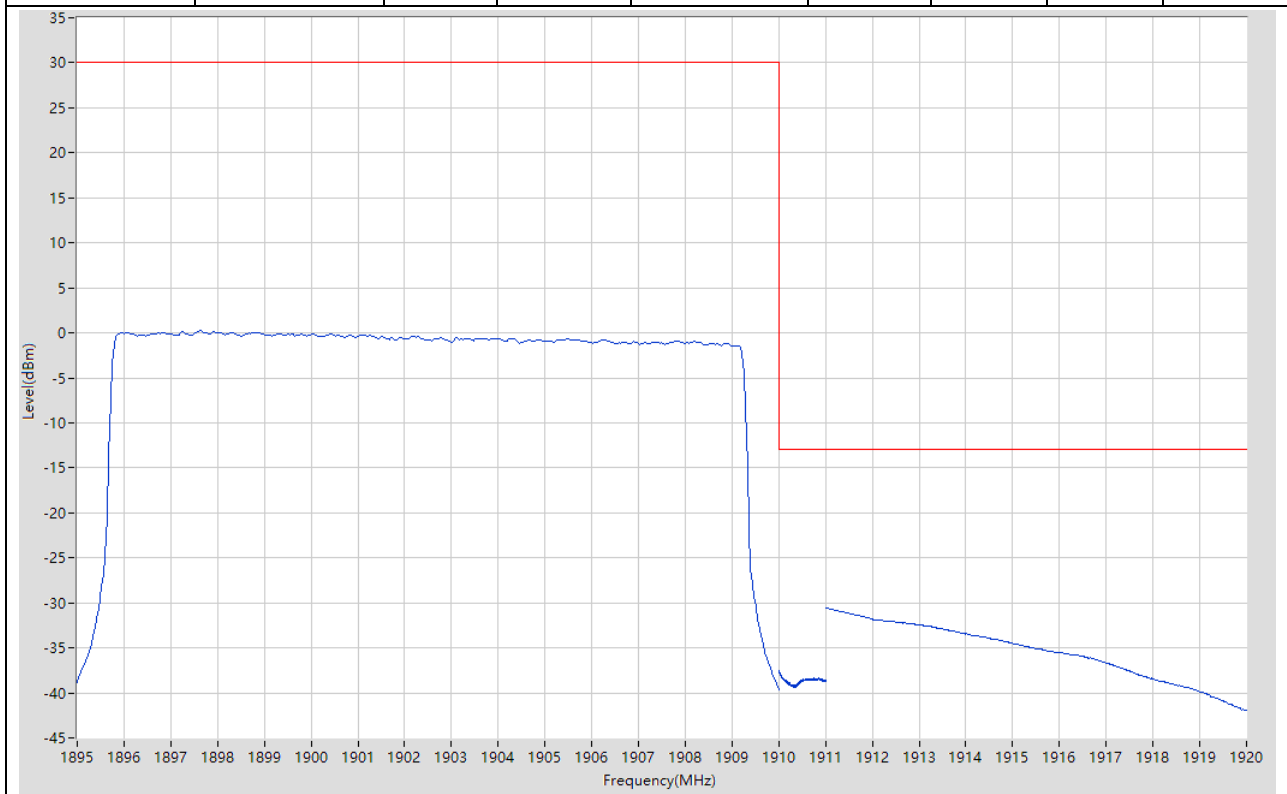
**8.39. LTE Band Edge\_Part22-24-27(NTNV)(Subtest:39, Channel:19125, Bandwidth:15, Modulation:Q16, RB Number: 1, RB Position:HIGH)**

Start Frequency (MHz)	Stop Frequency (MHz)	RBW (MHz)	Detector	Frequency (MHz)	Power (dBm)	Limit (dBm)	Verdict	Sweep Point
1895	1910	0.1	RMS	1909.175	18.85	30	Pass	401
1910	1911	0.15	RMS	1910	-24.95	-13	Pass	401
1911	1912	1	RMS	1911	-38.8	-13	Pass	2
1912	1920	1	RMS	1912	-42.75	-13	Pass	401



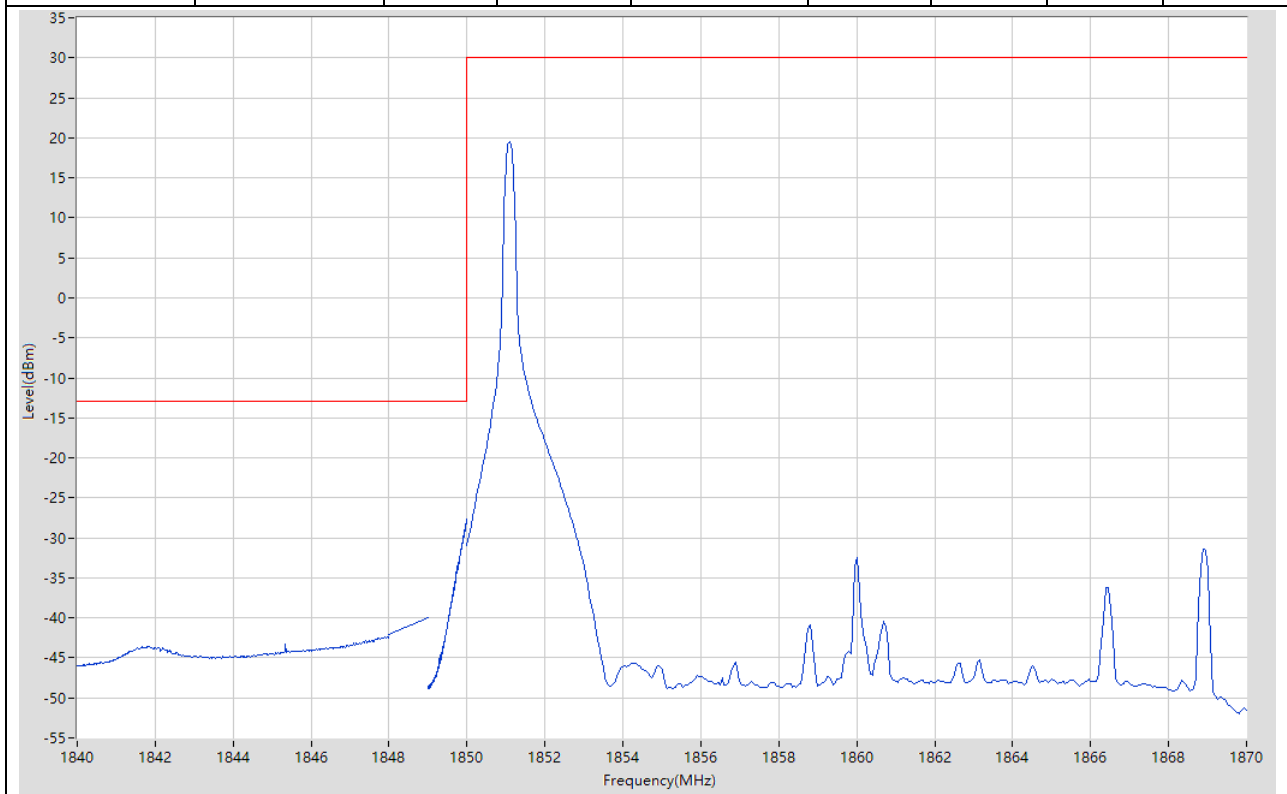
**8.40. LTE Band Edge\_Part22-24-27(NTNV)(Subtest:40, Channel:19125, Bandwidth:15, Modulation:Q16, RB Number: 75, RB Position:HIGH)**

Start Frequency (MHz)	Stop Frequency (MHz)	RBW (MHz)	Detector	Frequency (MHz)	Power (dBm)	Limit (dBm)	Verdict	Sweep Point
1895	1910	0.1	RMS	1897.625	0.21	30	Pass	401
1910	1911	0.15	RMS	1910	-37.56	-13	Pass	401
1911	1912	1	RMS	1911	-30.53	-13	Pass	2
1912	1920	1	RMS	1912.02	-31.8	-13	Pass	401



**8.41. LTE Band Edge\_Part22-24-27(NTNV)(Subtest:41, Channel:18700, Bandwidth:20, Modulation:QPSK, RB Number: 1, RB Position:LOW)**

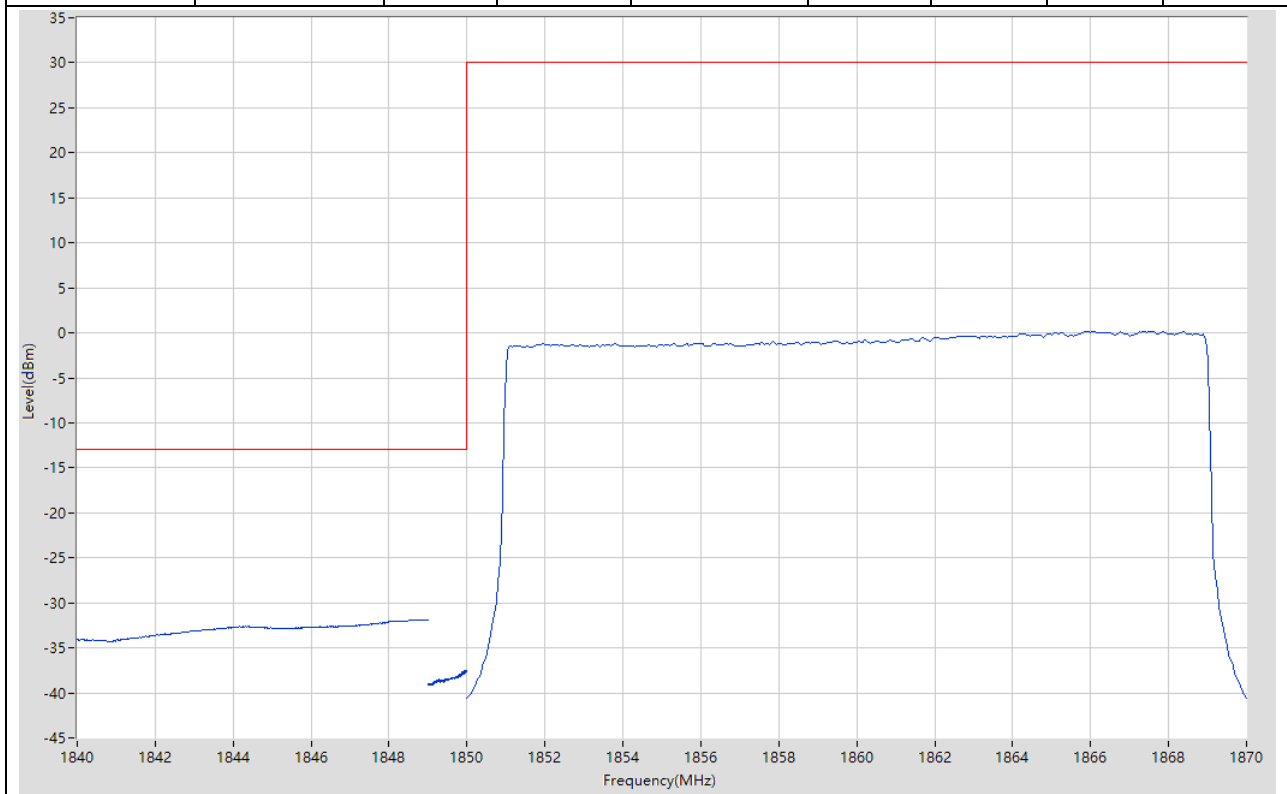
Start Frequency (MHz)	Stop Frequency (MHz)	RBW (MHz)	Detector	Frequency (MHz)	Power (dBm)	Limit (dBm)	Verdict	Sweep Point
1840	1848	1	RMS	1847.96	-42.32	-13	Pass	401
1848	1849	1	RMS	1849	-40.05	-13	Pass	2
1849	1850	0.2	RMS	1849.995	-27.68	-13	Pass	401
1850	1870	0.1	RMS	1851.1	19.58	30	Pass	401





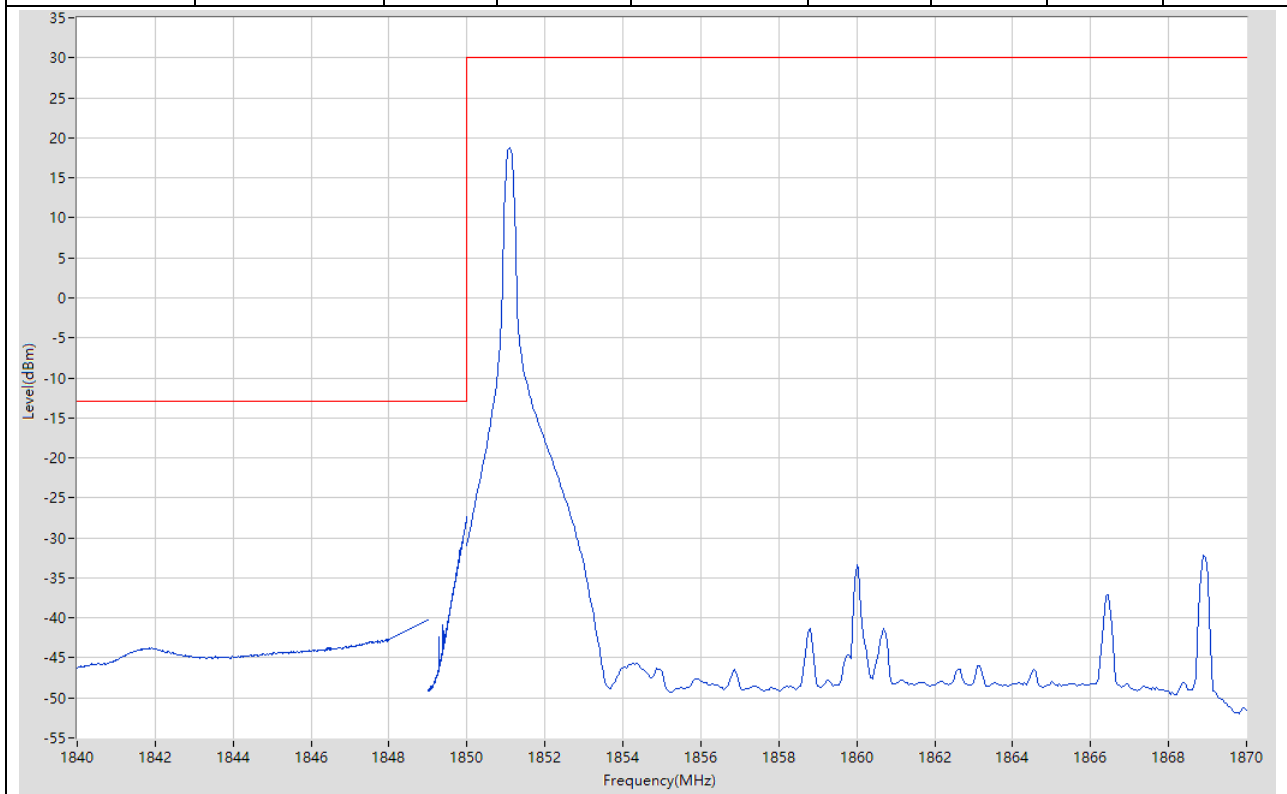
**8.42. LTE Band Edge\_Part22-24-27(NTNV)(Subtest:42, Channel:18700, Bandwidth:20, Modulation:QPSK, RB Number: 100, RB Position:LOW)**

Start Frequency (MHz)	Stop Frequency (MHz)	RBW (MHz)	Detector	Frequency (MHz)	Power (dBm)	Limit (dBm)	Verdict	Sweep Point
1840	1848	1	RMS	1847.94	-32.16	-13	Pass	401
1848	1849	1	RMS	1849	-31.86	-13	Pass	2
1849	1850	0.2	RMS	1849.99	-37.47	-13	Pass	401
1850	1870	0.1	RMS	1867.55	0.17	30	Pass	401



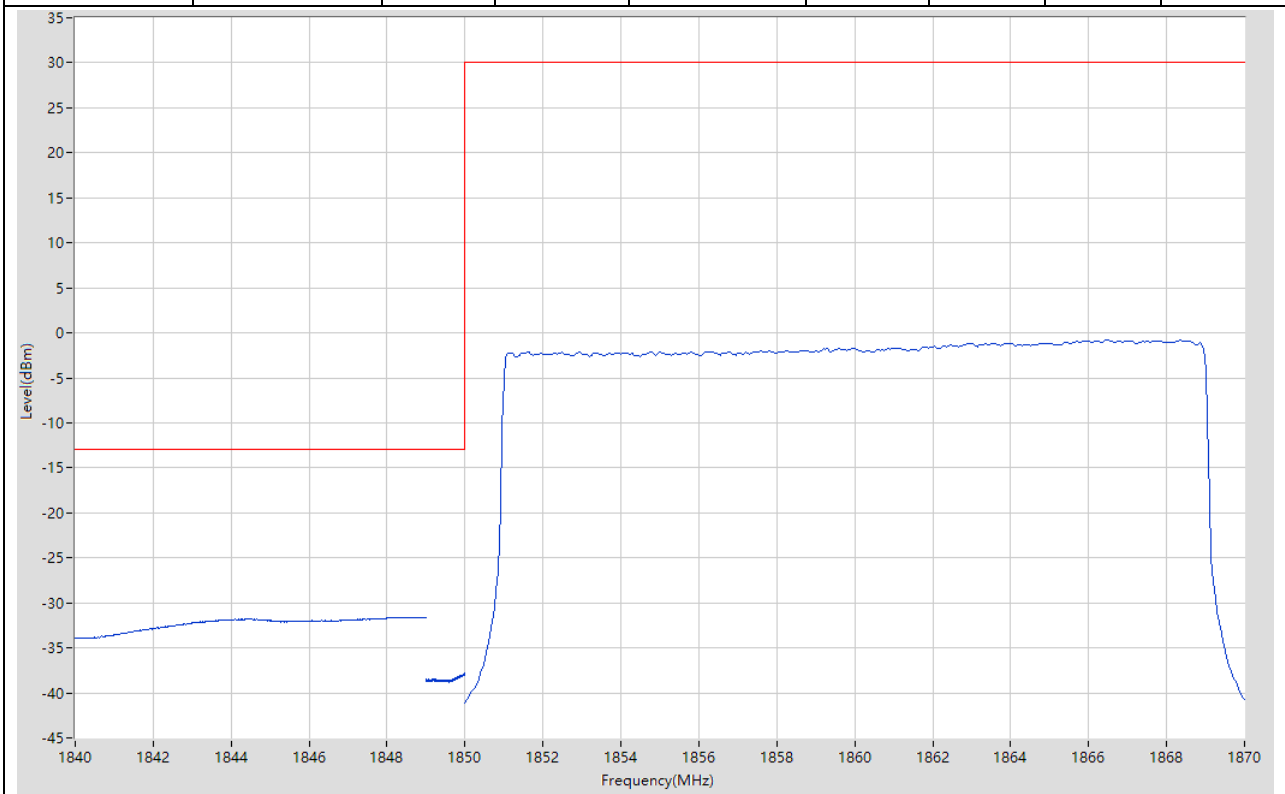
**8.43. LTE Band Edge\_Part22-24-27(NTNV)(Subtest:43, Channel:18700, Bandwidth:20, Modulation:Q16, RB Number: 1, RB Position:LOW)**

Start Frequency (MHz)	Stop Frequency (MHz)	RBW (MHz)	Detector	Frequency (MHz)	Power (dBm)	Limit (dBm)	Verdict	Sweep Point
1840	1848	1	RMS	1847.92	-42.73	-13	Pass	401
1848	1849	1	RMS	1849	-40.28	-13	Pass	2
1849	1850	0.2	RMS	1849.998	-27.41	-13	Pass	401
1850	1870	0.1	RMS	1851.1	18.83	30	Pass	401



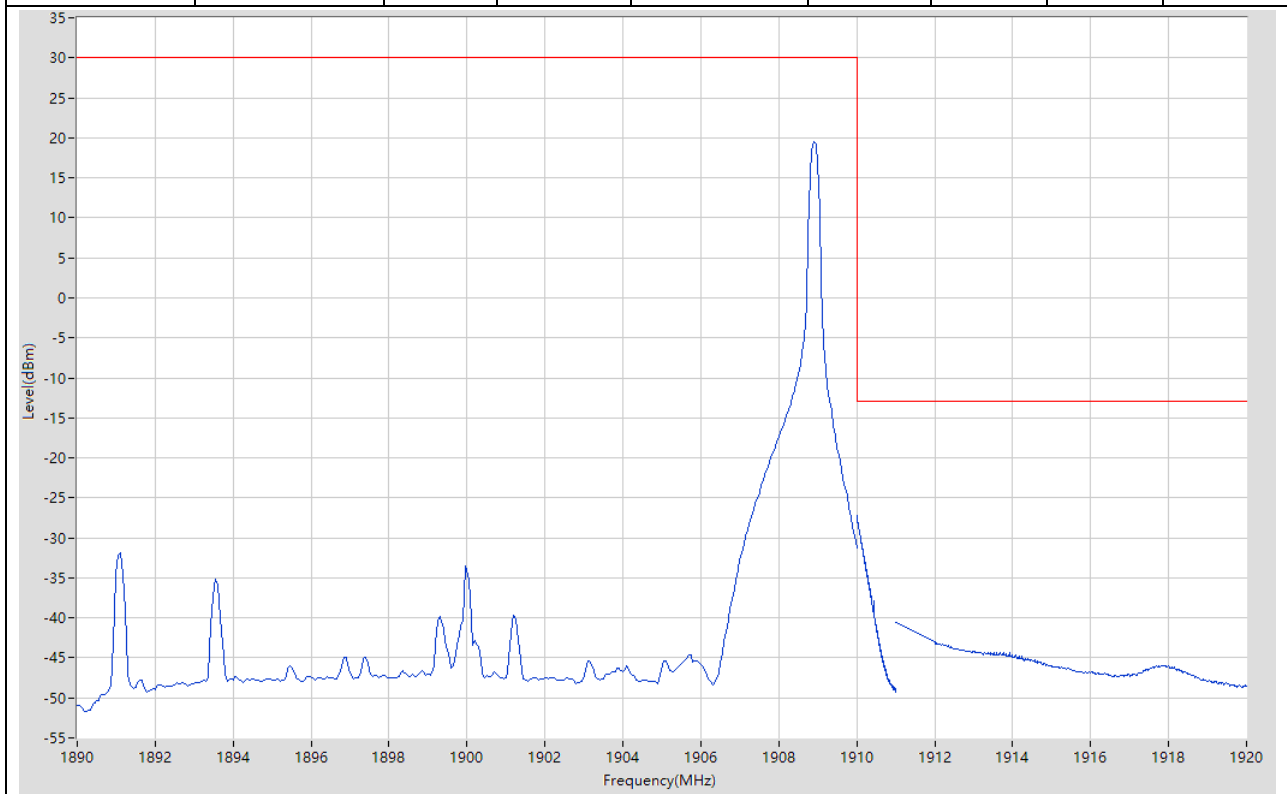
**8.44. LTE Band Edge\_Part22-24-27(NTNV)(Subtest:44, Channel:18700, Bandwidth:20, Modulation:Q16, RB Number: 100, RB Position:LOW)**

Start Frequency (MHz)	Stop Frequency (MHz)	RBW (MHz)	Detector	Frequency (MHz)	Power (dBm)	Limit (dBm)	Verdict	Sweep Point
1840	1848	1	RMS	1847.94	-31.75	-13	Pass	401
1848	1849	1	RMS	1849	-31.66	-13	Pass	2
1849	1850	0.2	RMS	1849.998	-37.79	-13	Pass	401
1850	1870	0.1	RMS	1866.5	-0.81	30	Pass	401



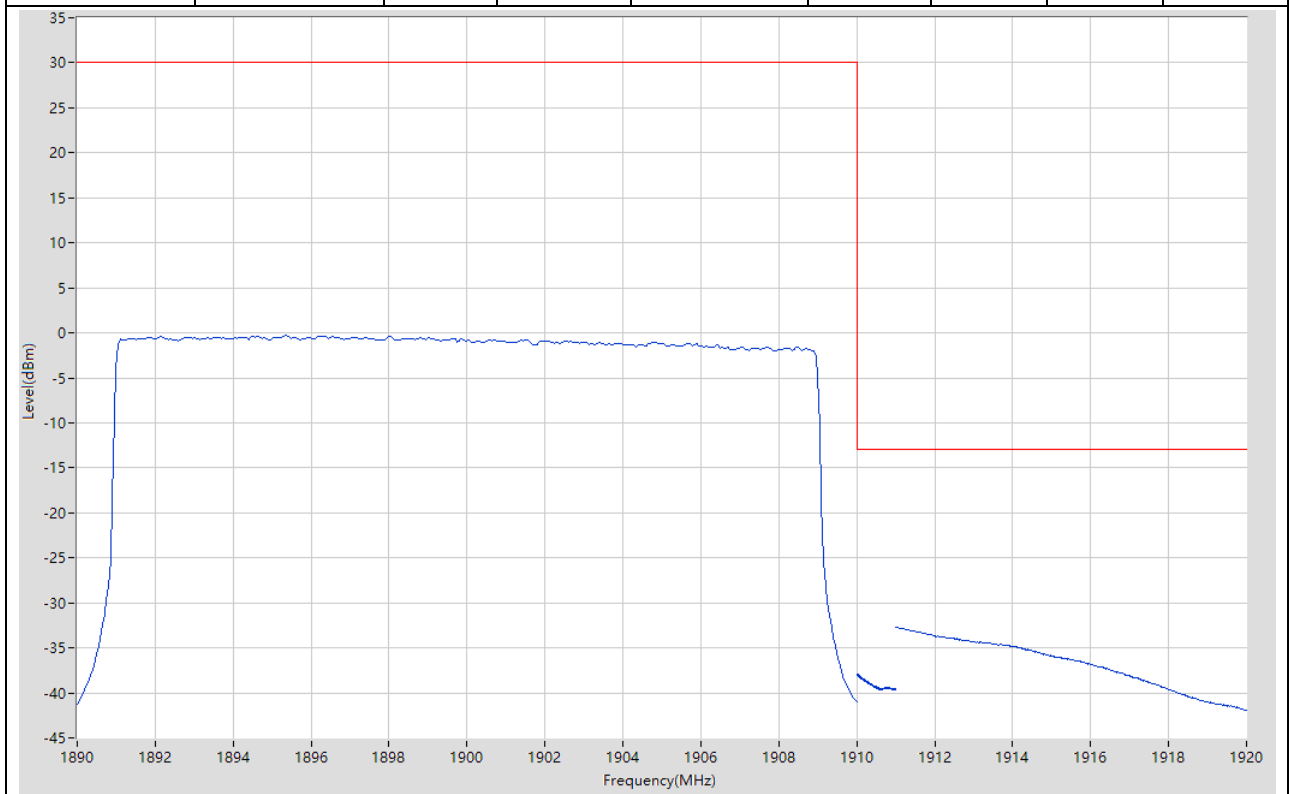
**8.45. LTE Band Edge\_Part22-24-27(NTNV)(Subtest:45, Channel:19100, Bandwidth:20, Modulation:QPSK, RB Number: 1, RB Position:HIGH)**

Start Frequency (MHz)	Stop Frequency (MHz)	RBW (MHz)	Detector	Frequency (MHz)	Power (dBm)	Limit (dBm)	Verdict	Sweep Point
1890	1910	0.1	RMS	1908.9	19.59	30	Pass	401
1910	1911	0.2	RMS	1910.003	-27.18	-13	Pass	401
1911	1912	1	RMS	1911	-40.51	-13	Pass	2
1912	1920	1	RMS	1912.02	-43.17	-13	Pass	401



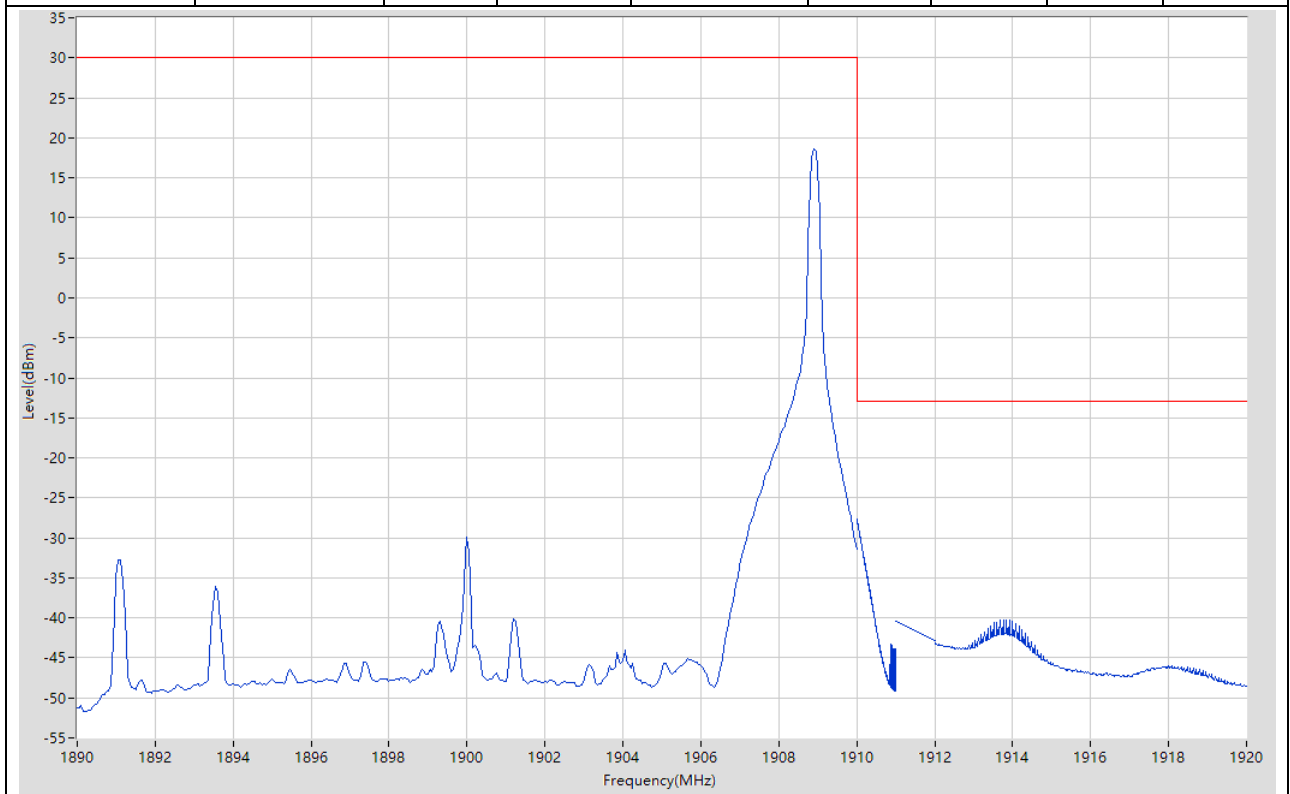
**8.46. LTE Band Edge\_Part22-24-27(NTNV)(Subtest:46, Channel:19100, Bandwidth:20, Modulation:QPSK, RB Number: 100, RB Position:HIGH)**

Start Frequency (MHz)	Stop Frequency (MHz)	RBW (MHz)	Detector	Frequency (MHz)	Power (dBm)	Limit (dBm)	Verdict	Sweep Point
1890	1910	0.1	RMS	1895.35	-0.29	30	Pass	401
1910	1911	0.2	RMS	1910	-37.87	-13	Pass	401
1911	1912	1	RMS	1911	-32.68	-13	Pass	2
1912	1920	1	RMS	1912.08	-33.7	-13	Pass	401



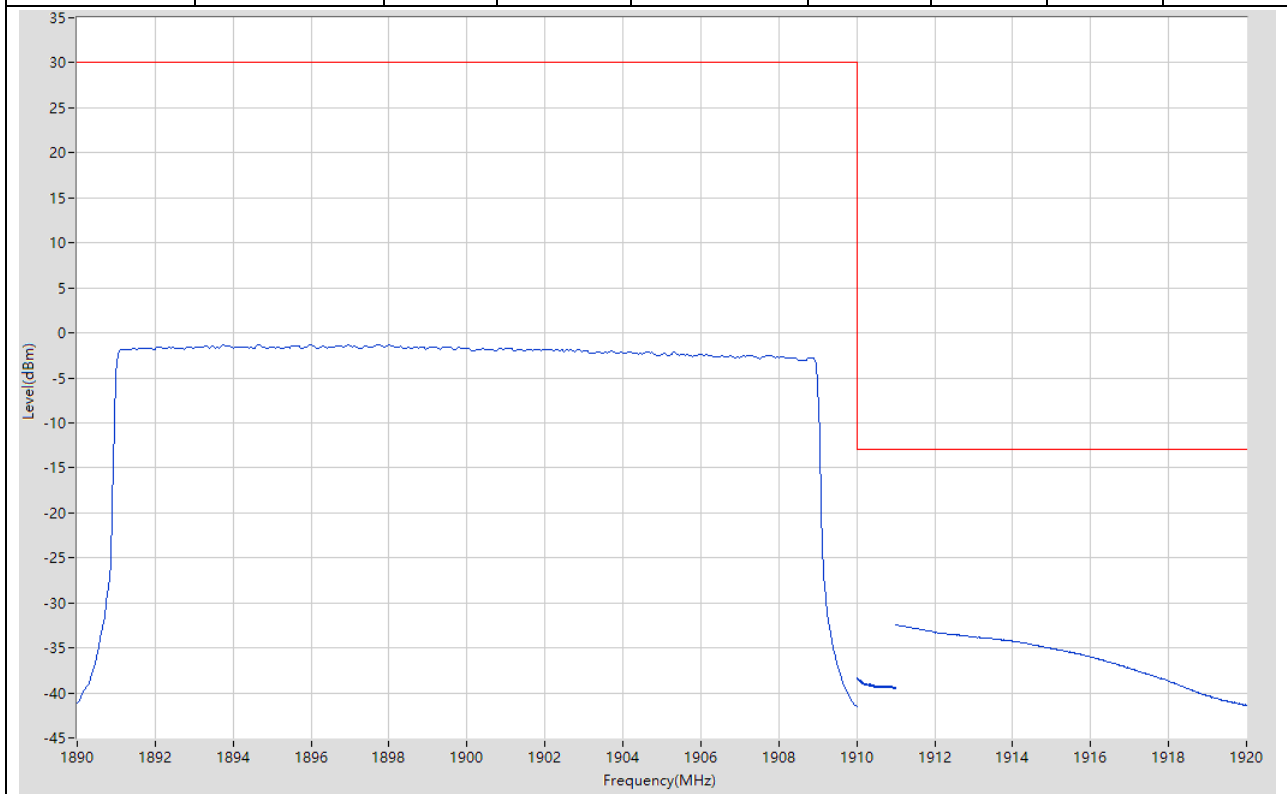
**8.47. LTE Band Edge\_Part22-24-27(NTNV)(Subtest:47, Channel:19100, Bandwidth:20, Modulation:Q16, RB Number: 1, RB Position:HIGH)**

Start Frequency (MHz)	Stop Frequency (MHz)	RBW (MHz)	Detector	Frequency (MHz)	Power (dBm)	Limit (dBm)	Verdict	Sweep Point
1890	1910	0.1	RMS	1908.9	18.55	30	Pass	401
1910	1911	0.2	RMS	1910.005	-27.58	-13	Pass	401
1911	1912	1	RMS	1911	-40.47	-13	Pass	2
1912	1920	1	RMS	1913.84	-40.21	-13	Pass	401



**8.48. LTE Band Edge\_Part22-24-27(NTNV)(Subtest:48, Channel:19100, Bandwidth:20, Modulation:Q16, RB Number: 100, RB Position:HIGH)**

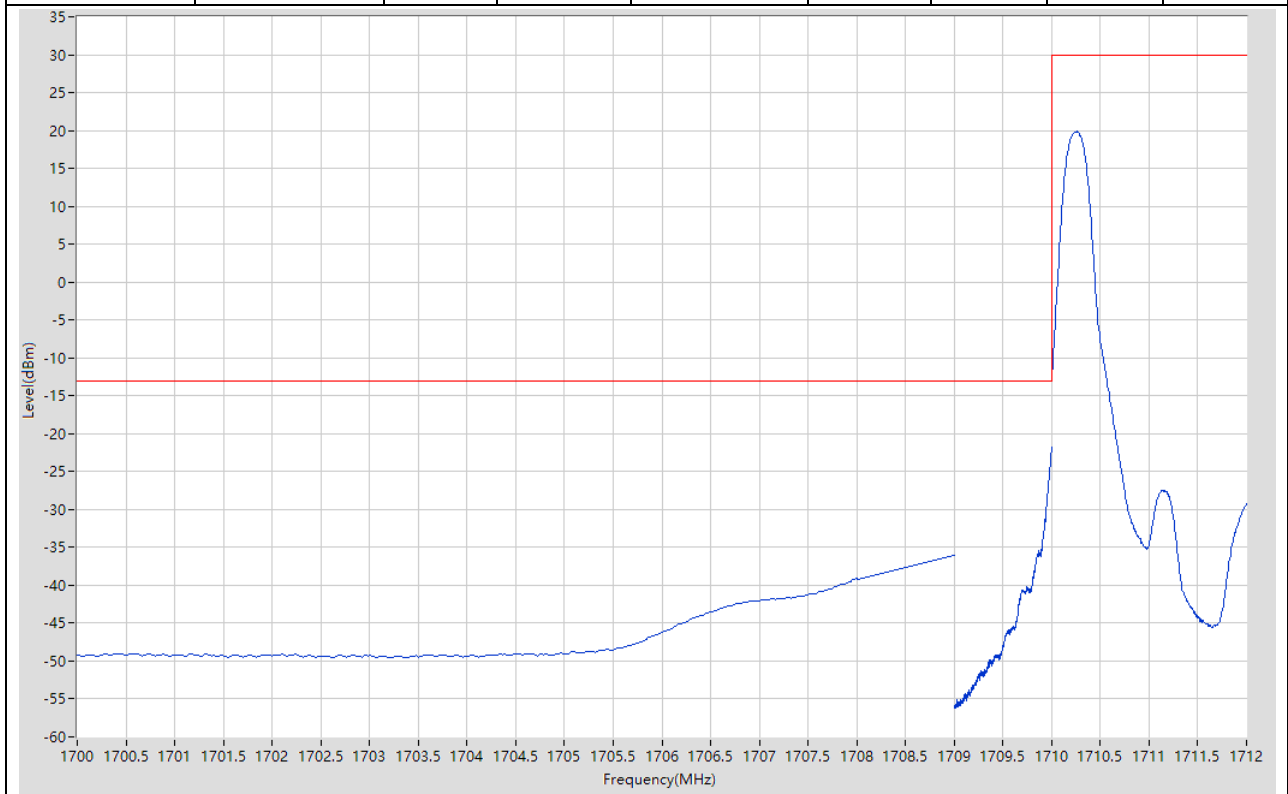
Start Frequency (MHz)	Stop Frequency (MHz)	RBW (MHz)	Detector	Frequency (MHz)	Power (dBm)	Limit (dBm)	Verdict	Sweep Point
1890	1910	0.1	RMS	1894.65	-1.3	30	Pass	401
1910	1911	0.2	RMS	1910	-38.26	-13	Pass	401
1911	1912	1	RMS	1911	-32.51	-13	Pass	2
1912	1920	1	RMS	1912.04	-33.29	-13	Pass	401



## 9. LTE\_Band4

### 9.1. LTE Band Edge\_Part22-24-27(NTNV)(Subtest:1, Channel:19957, Bandwidth:1.4, Modulation:QPSK, RB Number: 1, RB Position:LOW)

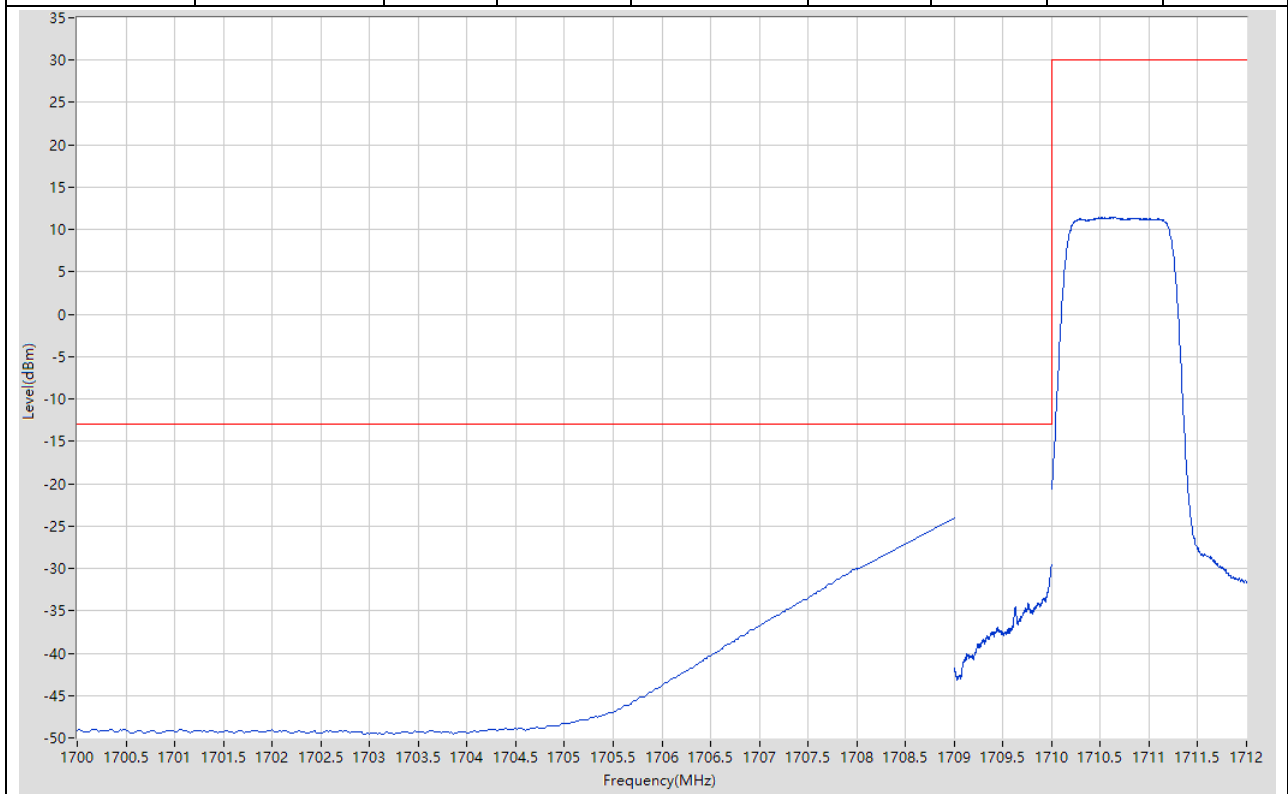
Start Frequency (MHz)	Stop Frequency (MHz)	RBW (MHz)	Detector	Frequency (MHz)	Power (dBm)	Limit (dBm)	Verdict	Sweep Point
1700	1708	1	RMS	1708	-39.12	-13	Pass	401
1708	1709	1	RMS	1709	-36.01	-13	Pass	2
1709	1710	0.02	RMS	1710	-21.77	-13	Pass	401
1710	1712	0.1	RMS	1710.255	19.86	30	Pass	401





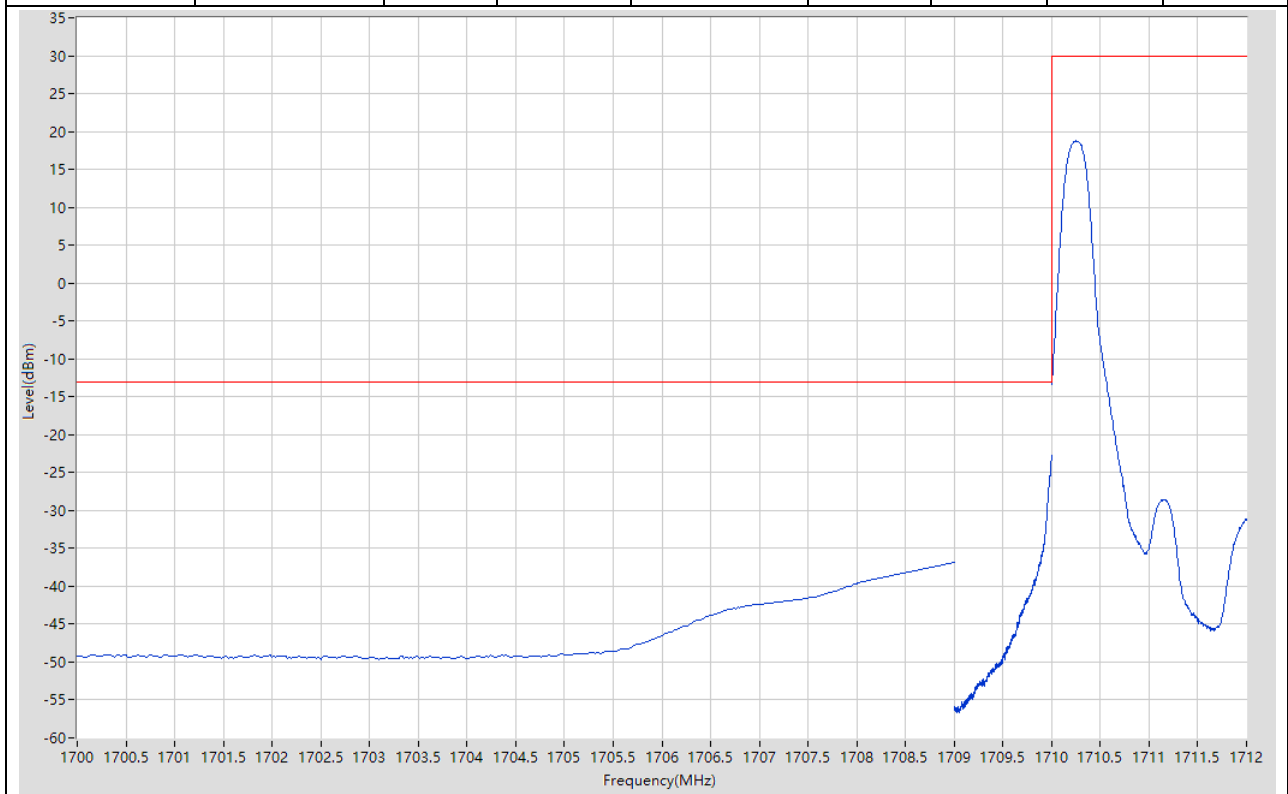
**9.2. LTE Band Edge\_Part22-24-27(NTNV)(Subtest:2, Channel:19957, Bandwidth:1.4, Modulation:QPSK, RB Number: 6, RB Position:LOW)**

Start Frequency (MHz)	Stop Frequency (MHz)	RBW (MHz)	Detector	Frequency (MHz)	Power (dBm)	Limit (dBm)	Verdict	Sweep Point
1700	1708	1	RMS	1708	-29.96	-13	Pass	401
1708	1709	1	RMS	1709	-24.1	-13	Pass	2
1709	1710	0.02	RMS	1710	-29.51	-13	Pass	401
1710	1712	0.1	RMS	1710.625	11.45	30	Pass	401



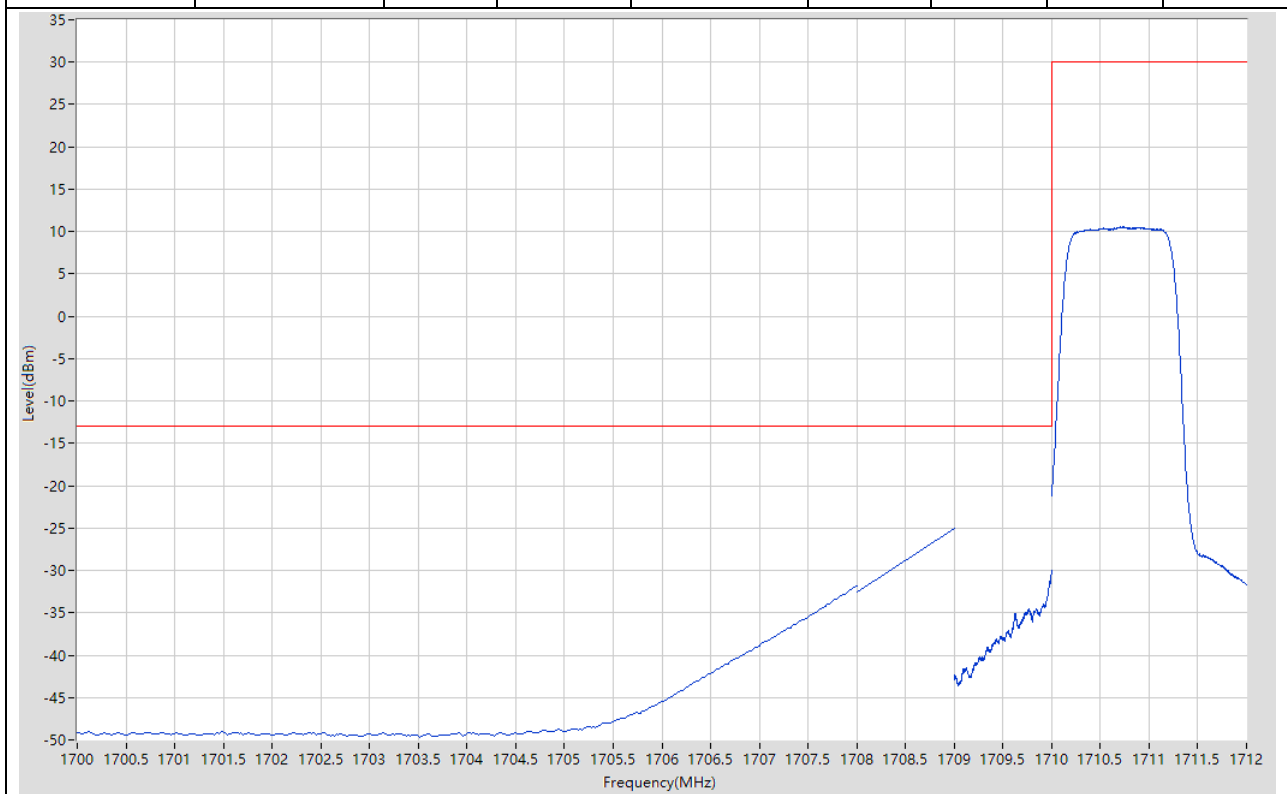
**9.3. LTE Band Edge\_Part22-24-27(NTNV)(Subtest:3, Channel:19957, Bandwidth:1.4, Modulation:Q16, RB Number: 1, RB Position:LOW)**

Start Frequency (MHz)	Stop Frequency (MHz)	RBW (MHz)	Detector	Frequency (MHz)	Power (dBm)	Limit (dBm)	Verdict	Sweep Point
1700	1708	1	RMS	1708	-39.62	-13	Pass	401
1708	1709	1	RMS	1709	-36.91	-13	Pass	2
1709	1710	0.02	RMS	1710	-22.8	-13	Pass	401
1710	1712	0.1	RMS	1710.25	18.75	30	Pass	401



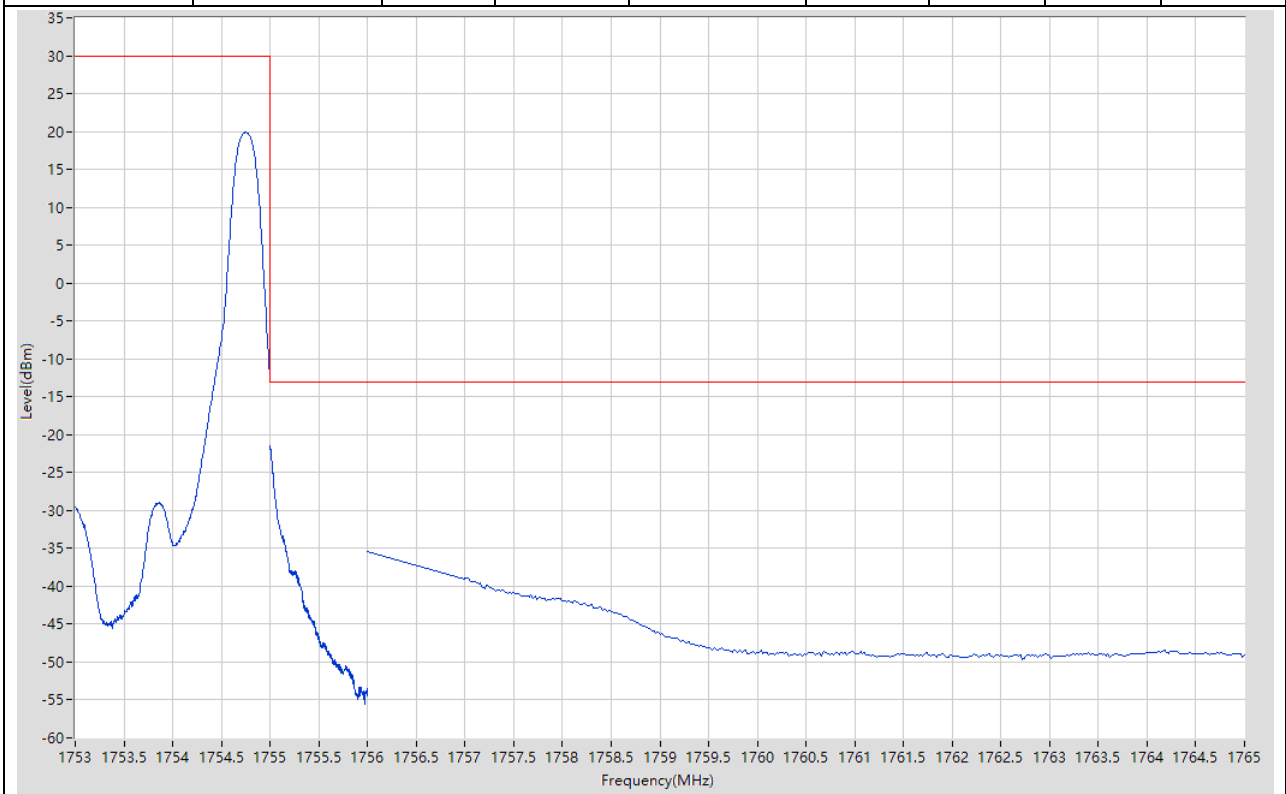
**9.4. LTE Band Edge\_Part22-24-27(NTNV)(Subtest:4, Channel:19957, Bandwidth:1.4, Modulation:Q16, RB Number: 6, RB Position:LOW)**

Start Frequency (MHz)	Stop Frequency (MHz)	RBW (MHz)	Detector	Frequency (MHz)	Power (dBm)	Limit (dBm)	Verdict	Sweep Point
1700	1708	1	RMS	1708	-31.86	-13	Pass	401
1708	1709	1	RMS	1709	-25.04	-13	Pass	2
1709	1710	0.02	RMS	1710	-30.04	-13	Pass	401
1710	1712	0.1	RMS	1710.745	10.56	30	Pass	401



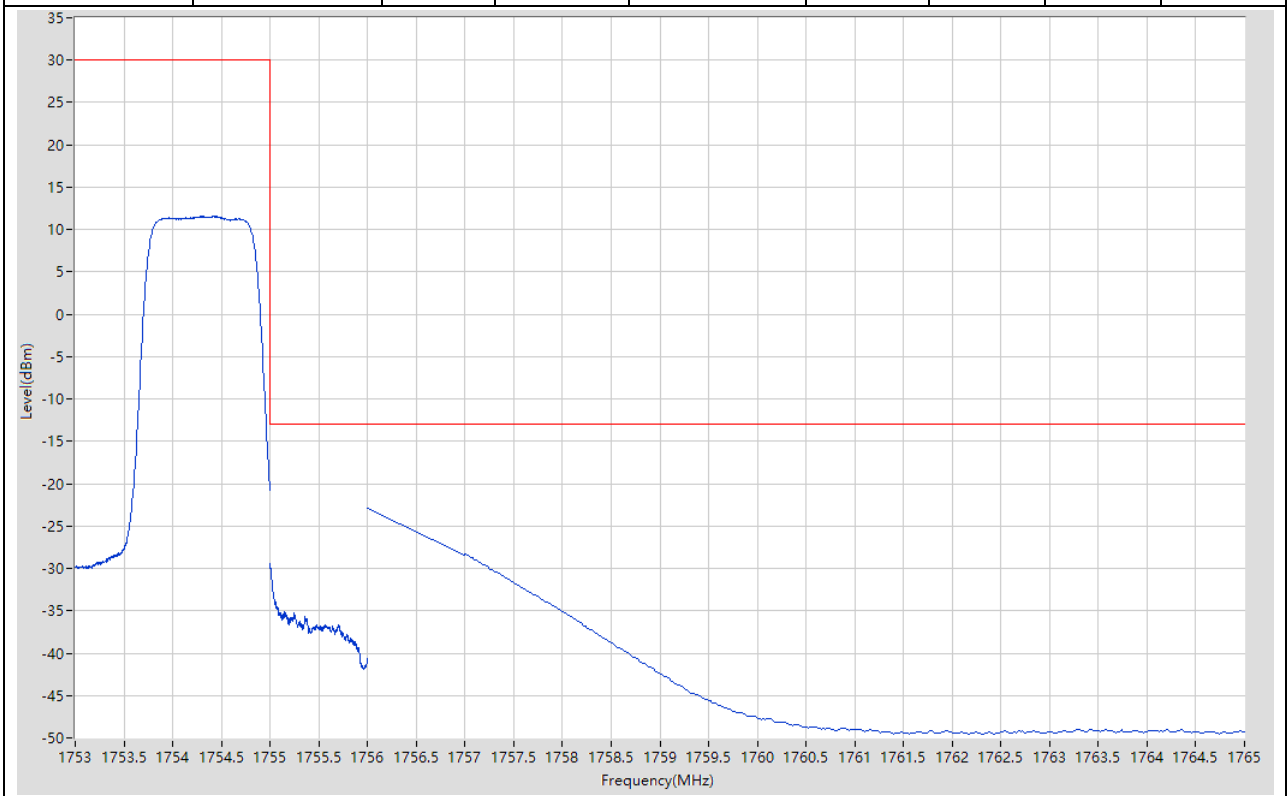
**9.5. LTE Band Edge\_Part22-24-27(NTNV)(Subtest:5, Channel:20393, Bandwidth:1.4, Modulation:QPSK, RB Number: 1, RB Position:HIGH)**

Start Frequency (MHz)	Stop Frequency (MHz)	RBW (MHz)	Detector	Frequency (MHz)	Power (dBm)	Limit (dBm)	Verdict	Sweep Point
1753	1755	0.1	RMS	1754.745	19.89	30	Pass	401
1755	1756	0.02	RMS	1755	-21.42	-13	Pass	401
1756	1757	1	RMS	1756	-35.4	-13	Pass	2
1757	1765	1	RMS	1757.02	-38.96	-13	Pass	401



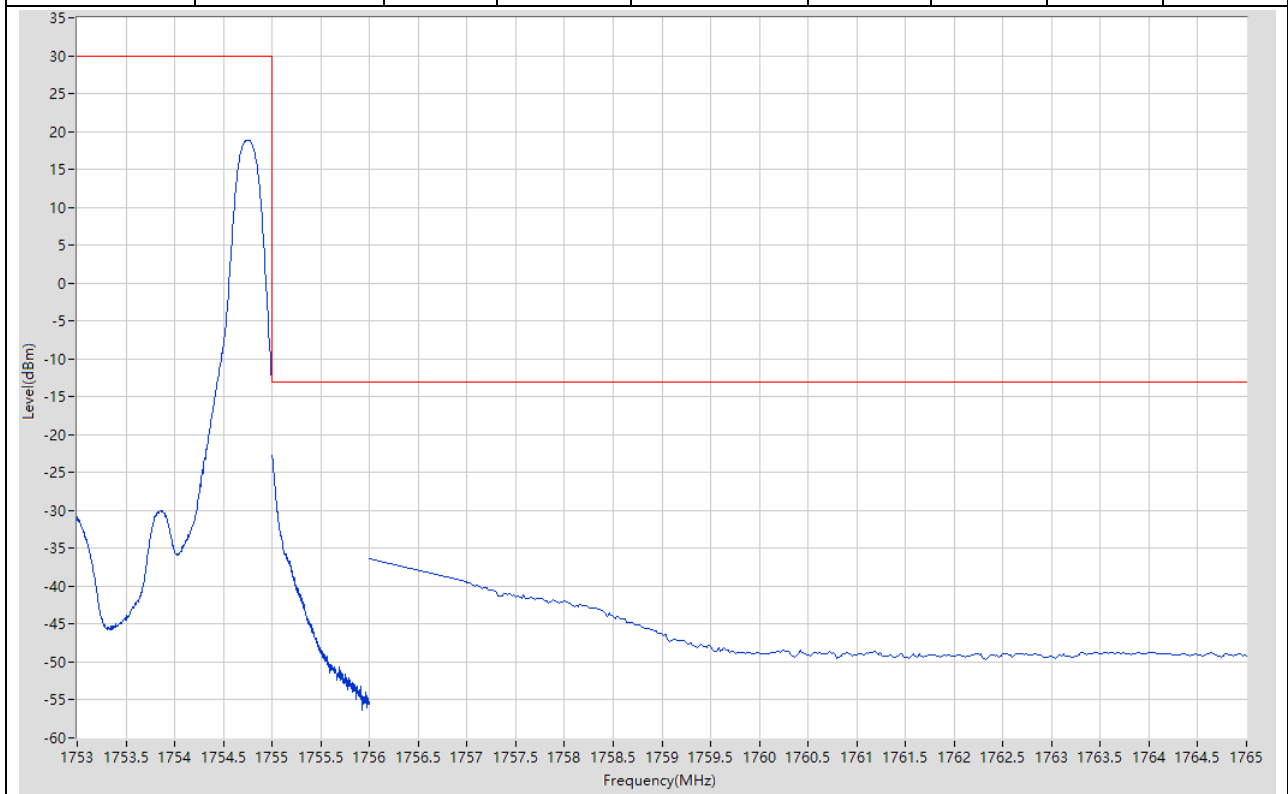
**9.6. LTE Band Edge\_Part22-24-27(NTNV)(Subtest:6, Channel:20393, Bandwidth:1.4, Modulation:QPSK, RB Number: 6, RB Position:HIGH)**

Start Frequency (MHz)	Stop Frequency (MHz)	RBW (MHz)	Detector	Frequency (MHz)	Power (dBm)	Limit (dBm)	Verdict	Sweep Point
1753	1755	0.1	RMS	1754.42	11.57	30	Pass	401
1755	1756	0.02	RMS	1755	-29.49	-13	Pass	401
1756	1757	1	RMS	1756	-22.87	-13	Pass	2
1757	1765	1	RMS	1757	-28.23	-13	Pass	401



**9.7. LTE Band Edge\_Part22-24-27(NTNV)(Subtest:7, Channel:20393, Bandwidth:1.4, Modulation:Q16, RB Number: 1, RB Position:HIGH)**

Start Frequency (MHz)	Stop Frequency (MHz)	RBW (MHz)	Detector	Frequency (MHz)	Power (dBm)	Limit (dBm)	Verdict	Sweep Point
1753	1755	0.1	RMS	1754.75	18.88	30	Pass	401
1755	1756	0.02	RMS	1755	-22.68	-13	Pass	401
1756	1757	1	RMS	1756	-36.4	-13	Pass	2
1757	1765	1	RMS	1757.02	-39.46	-13	Pass	401



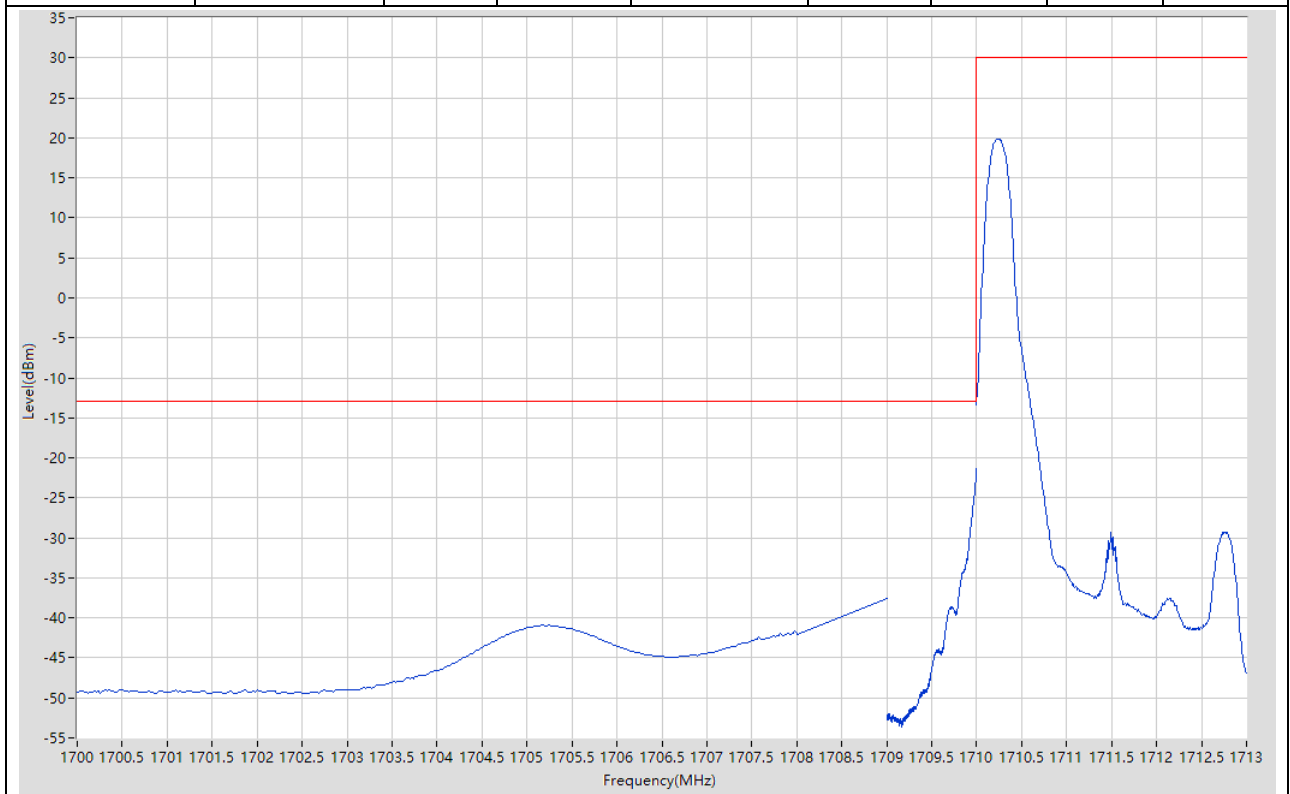
**9.8. LTE Band Edge\_Part22-24-27(NTNV)(Subtest:8, Channel:20393, Bandwidth:1.4, Modulation:Q16, RB Number: 6, RB Position:HIGH)**

Start Frequency (MHz)	Stop Frequency (MHz)	RBW (MHz)	Detector	Frequency (MHz)	Power (dBm)	Limit (dBm)	Verdict	Sweep Point
1753	1755	0.1	RMS	1754.325	10.73	30	Pass	401
1755	1756	0.02	RMS	1755	-30.67	-13	Pass	401
1756	1757	1	RMS	1756	-23.38	-13	Pass	2
1757	1765	1	RMS	1757	-29.85	-13	Pass	401



**9.9. LTE Band Edge\_Part22-24-27(NTNV)(Subtest:9, Channel:19965, Bandwidth:3, Modulation:QPSK, RB Number: 1, RB Position:LOW)**

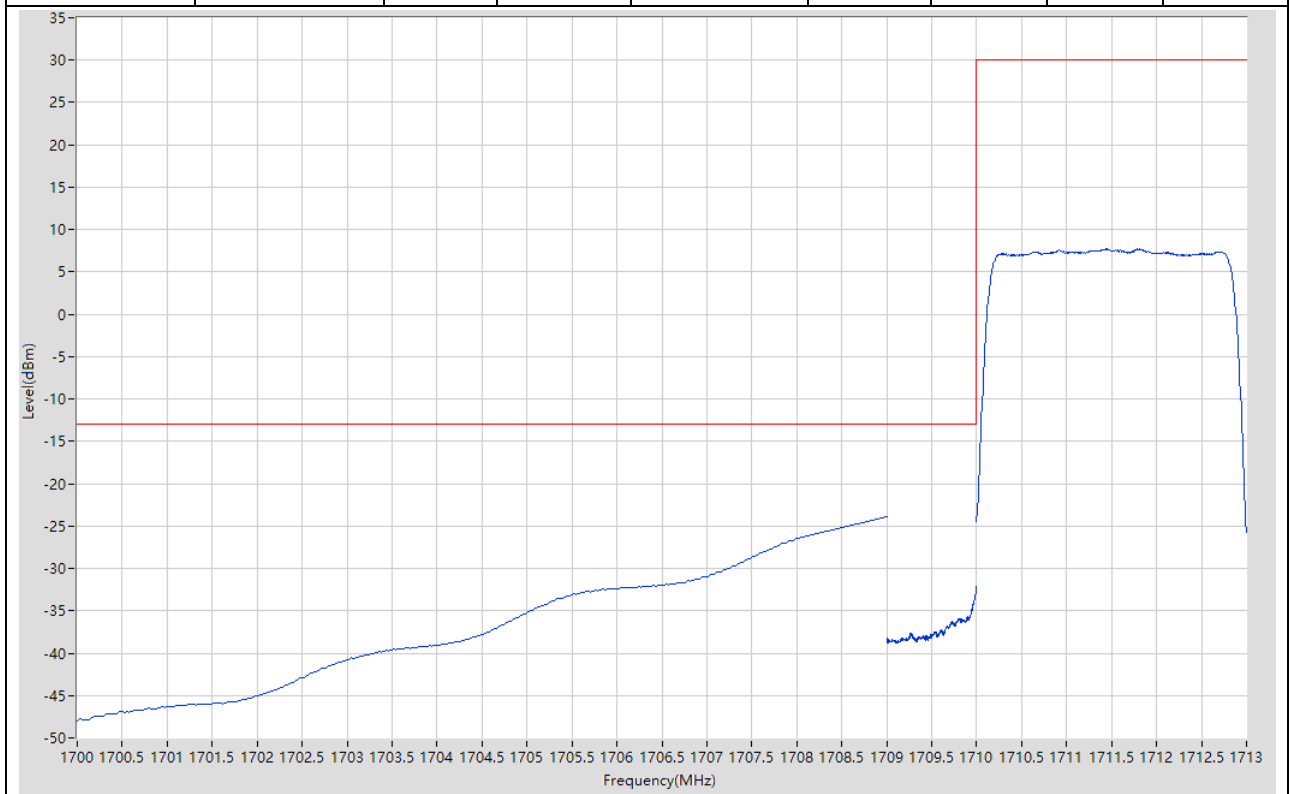
Start Frequency (MHz)	Stop Frequency (MHz)	RBW (MHz)	Detector	Frequency (MHz)	Power (dBm)	Limit (dBm)	Verdict	Sweep Point
1700	1708	1	RMS	1705.16	-40.92	-13	Pass	401
1708	1709	1	RMS	1709	-37.54	-13	Pass	2
1709	1710	0.03	RMS	1710	-21.36	-13	Pass	401
1710	1713	0.1	RMS	1710.248	19.89	30	Pass	401





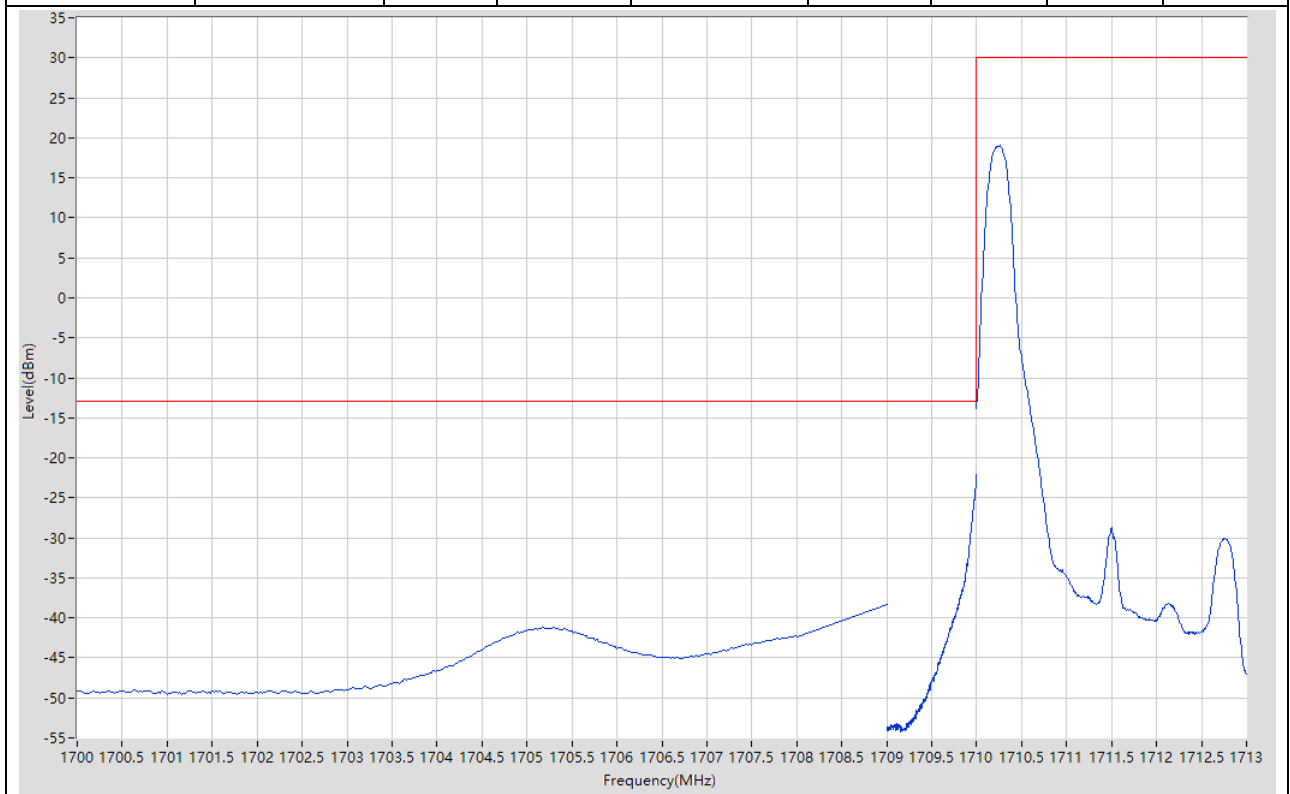
**9.10. LTE Band Edge\_Part22-24-27(NTNV)(Subtest:10, Channel:19965, Bandwidth:3, Modulation:QPSK, RB Number: 15, RB Position:LOW)**

Start Frequency (MHz)	Stop Frequency (MHz)	RBW (MHz)	Detector	Frequency (MHz)	Power (dBm)	Limit (dBm)	Verdict	Sweep Point
1700	1708	1	RMS	1708	-26.44	-13	Pass	401
1708	1709	1	RMS	1709	-23.85	-13	Pass	2
1709	1710	0.03	RMS	1710	-32.08	-13	Pass	401
1710	1713	0.1	RMS	1711.433	7.74	30	Pass	401



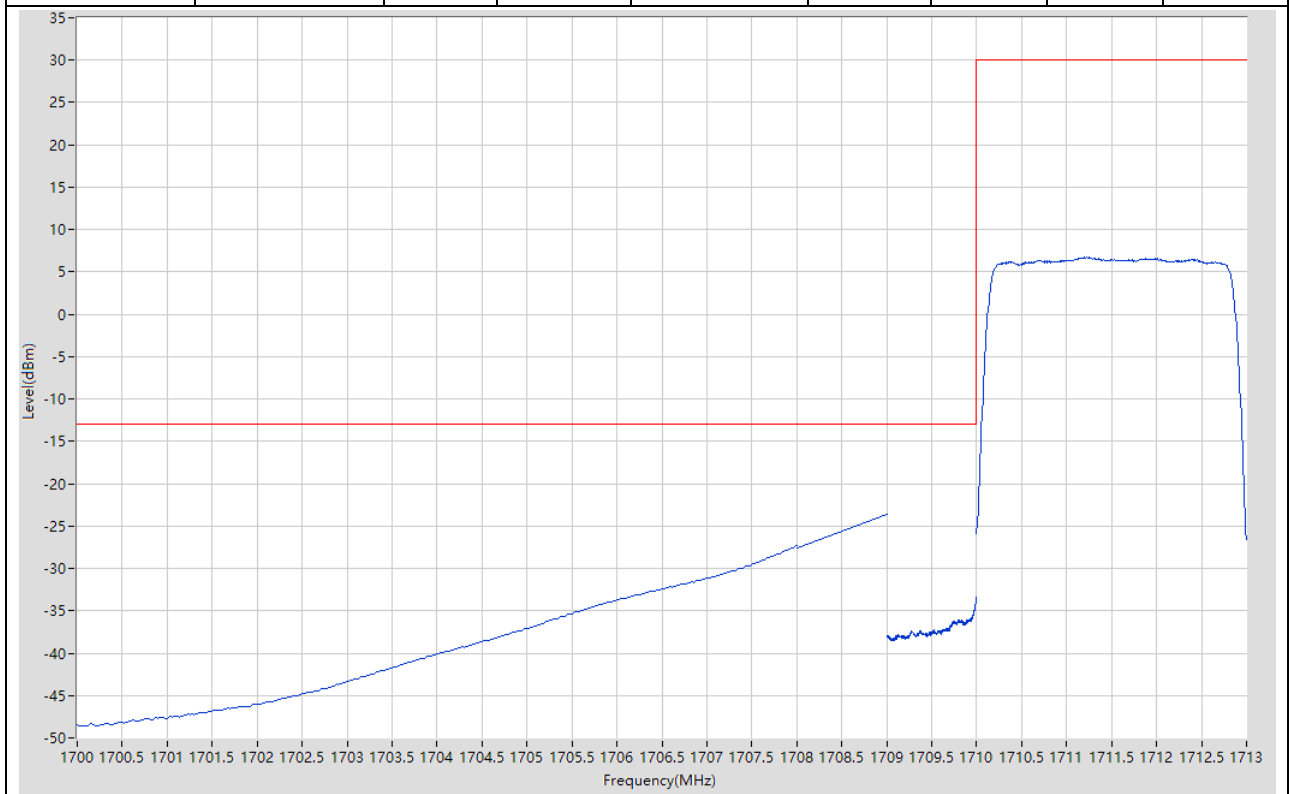
**9.11. LTE Band Edge\_Part22-24-27(NTNV)(Subtest:11, Channel:19965, Bandwidth:3, Modulation:Q16, RB Number: 1, RB Position:LOW)**

Start Frequency (MHz)	Stop Frequency (MHz)	RBW (MHz)	Detector	Frequency (MHz)	Power (dBm)	Limit (dBm)	Verdict	Sweep Point
1700	1708	1	RMS	1705.18	-41.2	-13	Pass	401
1708	1709	1	RMS	1709	-38.37	-13	Pass	2
1709	1710	0.03	RMS	1710	-22.05	-13	Pass	401
1710	1713	0.1	RMS	1710.255	19	30	Pass	401



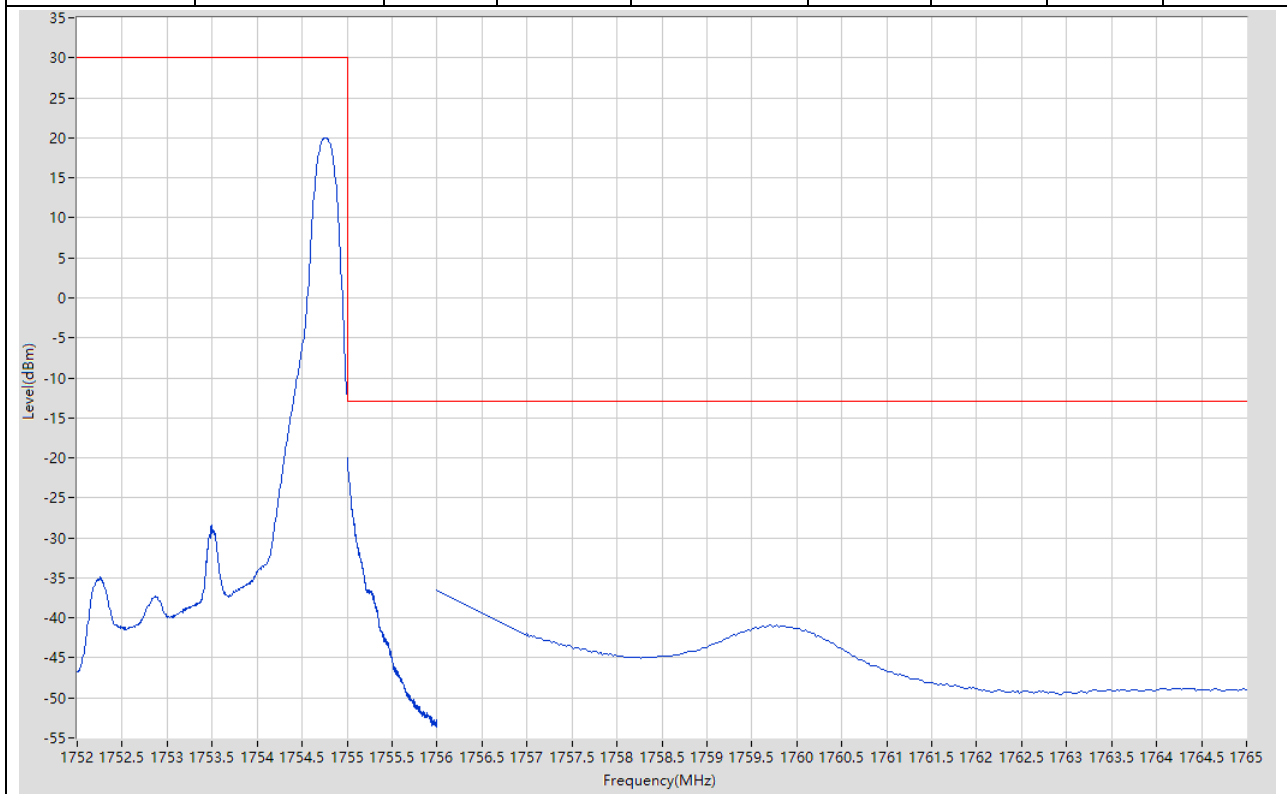
**9.12. LTE Band Edge\_Part22-24-27(NTNV)(Subtest:12, Channel:19965, Bandwidth:3, Modulation:Q16, RB Number: 15, RB Position:LOW)**

Start Frequency (MHz)	Stop Frequency (MHz)	RBW (MHz)	Detector	Frequency (MHz)	Power (dBm)	Limit (dBm)	Verdict	Sweep Point
1700	1708	1	RMS	1708	-27.36	-13	Pass	401
1708	1709	1	RMS	1709	-23.59	-13	Pass	2
1709	1710	0.03	RMS	1709.998	-33.38	-13	Pass	401
1710	1713	0.1	RMS	1711.223	6.74	30	Pass	401



**9.13. LTE Band Edge\_Part22-24-27(NTNV)(Subtest:13, Channel:20385, Bandwidth:3, Modulation:QPSK, RB Number: 1, RB Position:HIGH)**

Start Frequency (MHz)	Stop Frequency (MHz)	RBW (MHz)	Detector	Frequency (MHz)	Power (dBm)	Limit (dBm)	Verdict	Sweep Point
1752	1755	0.1	RMS	1754.76	20.03	30	Pass	401
1755	1756	0.03	RMS	1755	-20.02	-13	Pass	401
1756	1757	1	RMS	1756	-36.52	-13	Pass	2
1757	1765	1	RMS	1759.78	-40.89	-13	Pass	401



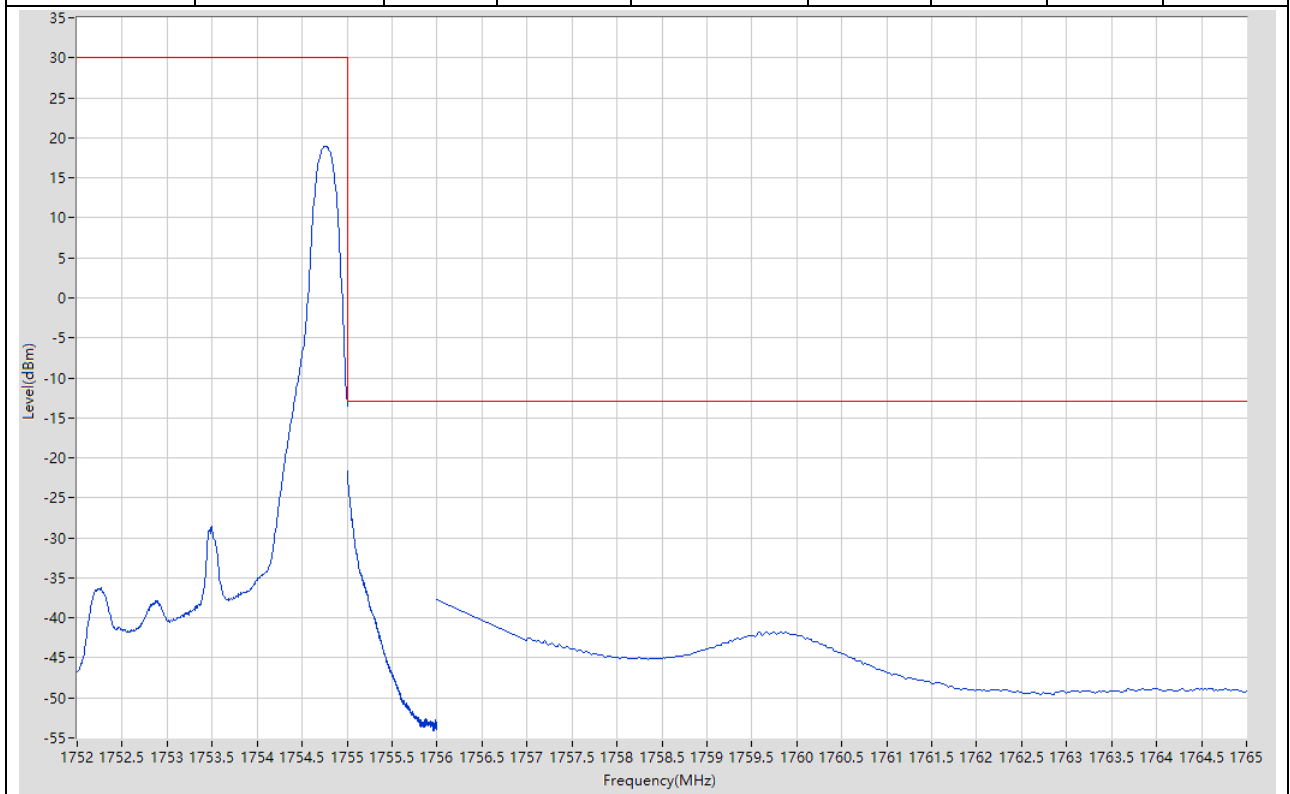
**9.14. LTE Band Edge\_Part22-24-27(NTNV)(Subtest:14, Channel:20385, Bandwidth:3, Modulation:QPSK, RB Number: 15, RB Position:HIGH)**

Start Frequency (MHz)	Stop Frequency (MHz)	RBW (MHz)	Detector	Frequency (MHz)	Power (dBm)	Limit (dBm)	Verdict	Sweep Point
1752	1755	0.1	RMS	1753.088	7.82	30	Pass	401
1755	1756	0.03	RMS	1755	-33.46	-13	Pass	401
1756	1757	1	RMS	1756	-24.71	-13	Pass	2
1757	1765	1	RMS	1757.02	-25.9	-13	Pass	401



**9.15. LTE Band Edge\_Part22-24-27(NTNV)(Subtest:15, Channel:20385, Bandwidth:3, Modulation:Q16, RB Number: 1, RB Position:HIGH)**

Start Frequency (MHz)	Stop Frequency (MHz)	RBW (MHz)	Detector	Frequency (MHz)	Power (dBm)	Limit (dBm)	Verdict	Sweep Point
1752	1755	0.1	RMS	1754.753	18.96	30	Pass	401
1755	1756	0.03	RMS	1755	-21.64	-13	Pass	401
1756	1757	1	RMS	1756	-37.67	-13	Pass	2
1757	1765	1	RMS	1759.82	-41.73	-13	Pass	401



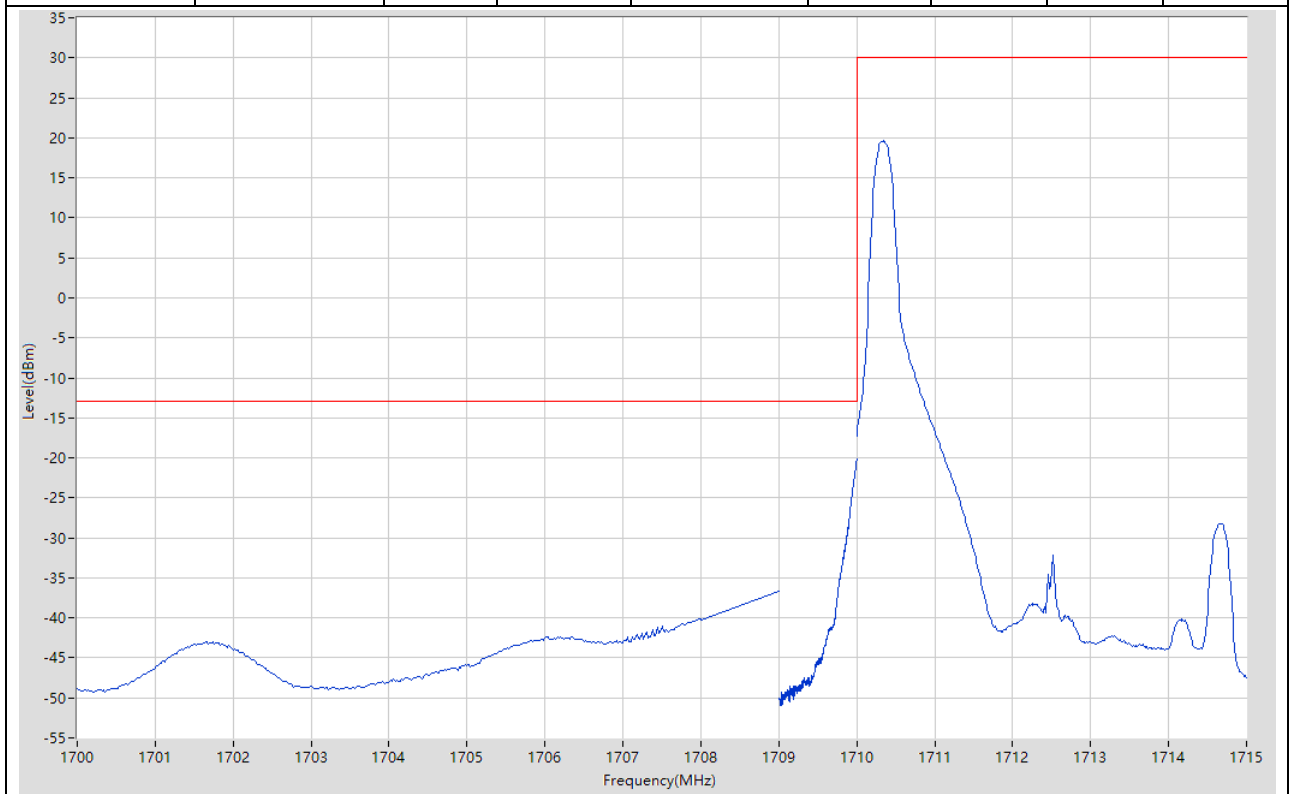
**9.16. LTE Band Edge\_Part22-24-27(NTNV)(Subtest:16, Channel:20385, Bandwidth:3, Modulation:Q16, RB Number: 15, RB Position:HIGH)**

Start Frequency (MHz)	Stop Frequency (MHz)	RBW (MHz)	Detector	Frequency (MHz)	Power (dBm)	Limit (dBm)	Verdict	Sweep Point
1752	1755	0.1	RMS	1753.613	6.62	30	Pass	401
1755	1756	0.03	RMS	1755	-33.32	-13	Pass	401
1756	1757	1	RMS	1756	-24.06	-13	Pass	2
1757	1765	1	RMS	1757.02	-26.58	-13	Pass	401



**9.17. LTE Band Edge\_Part22-24-27(NTNV)(Subtest:17, Channel:19975, Bandwidth:5, Modulation:QPSK, RB Number: 1, RB Position:LOW)**

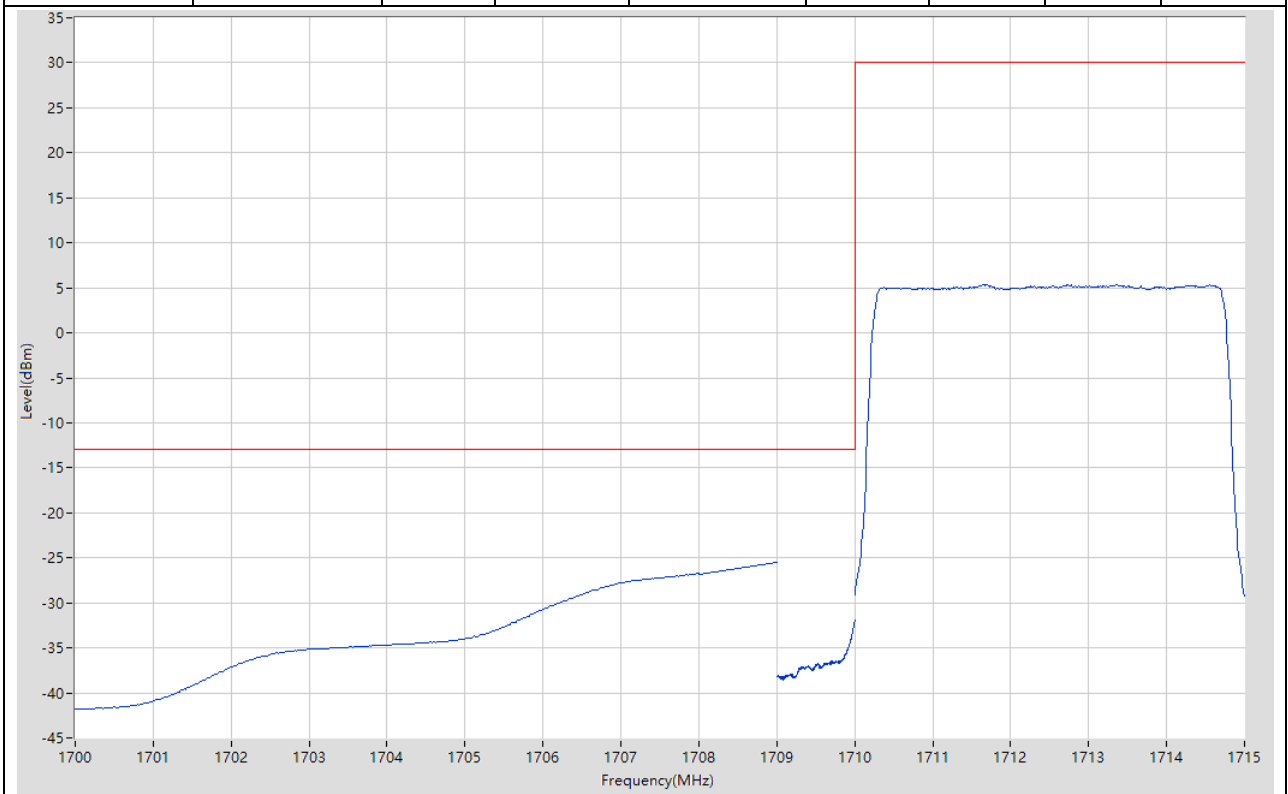
Start Frequency (MHz)	Stop Frequency (MHz)	RBW (MHz)	Detector	Frequency (MHz)	Power (dBm)	Limit (dBm)	Verdict	Sweep Point
1700	1708	1	RMS	1708	-40.08	-13	Pass	401
1708	1709	1	RMS	1709	-36.64	-13	Pass	2
1709	1710	0.051	RMS	1709.998	-20.19	-13	Pass	401
1710	1715	0.1	RMS	1710.338	19.6	30	Pass	401





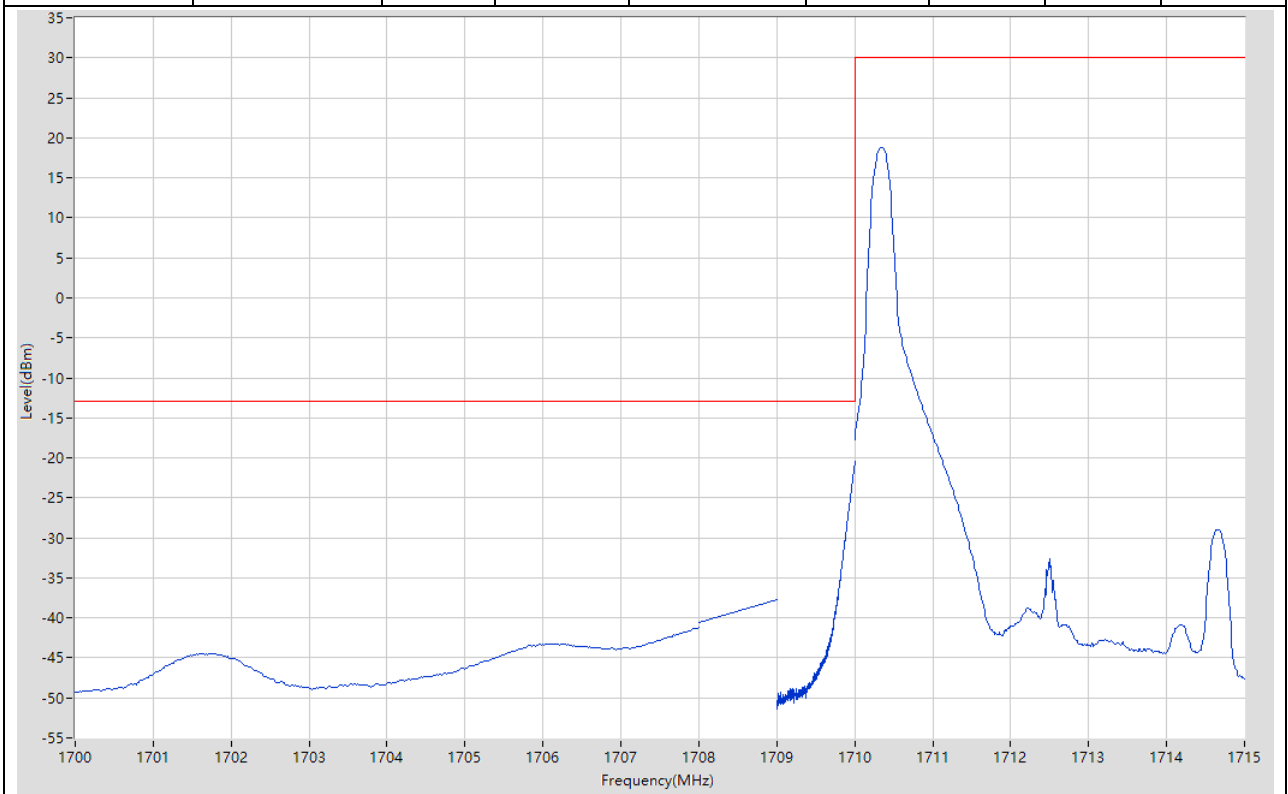
**9.18. LTE Band Edge\_Part22-24-27(NTNV)(Subtest:18, Channel:19975, Bandwidth:5, Modulation:QPSK, RB Number: 25, RB Position:LOW)**

Start Frequency (MHz)	Stop Frequency (MHz)	RBW (MHz)	Detector	Frequency (MHz)	Power (dBm)	Limit (dBm)	Verdict	Sweep Point
1700	1708	1	RMS	1708	-26.73	-13	Pass	401
1708	1709	1	RMS	1709	-25.48	-13	Pass	2
1709	1710	0.051	RMS	1709.998	-31.97	-13	Pass	401
1710	1715	0.1	RMS	1711.663	5.37	30	Pass	401



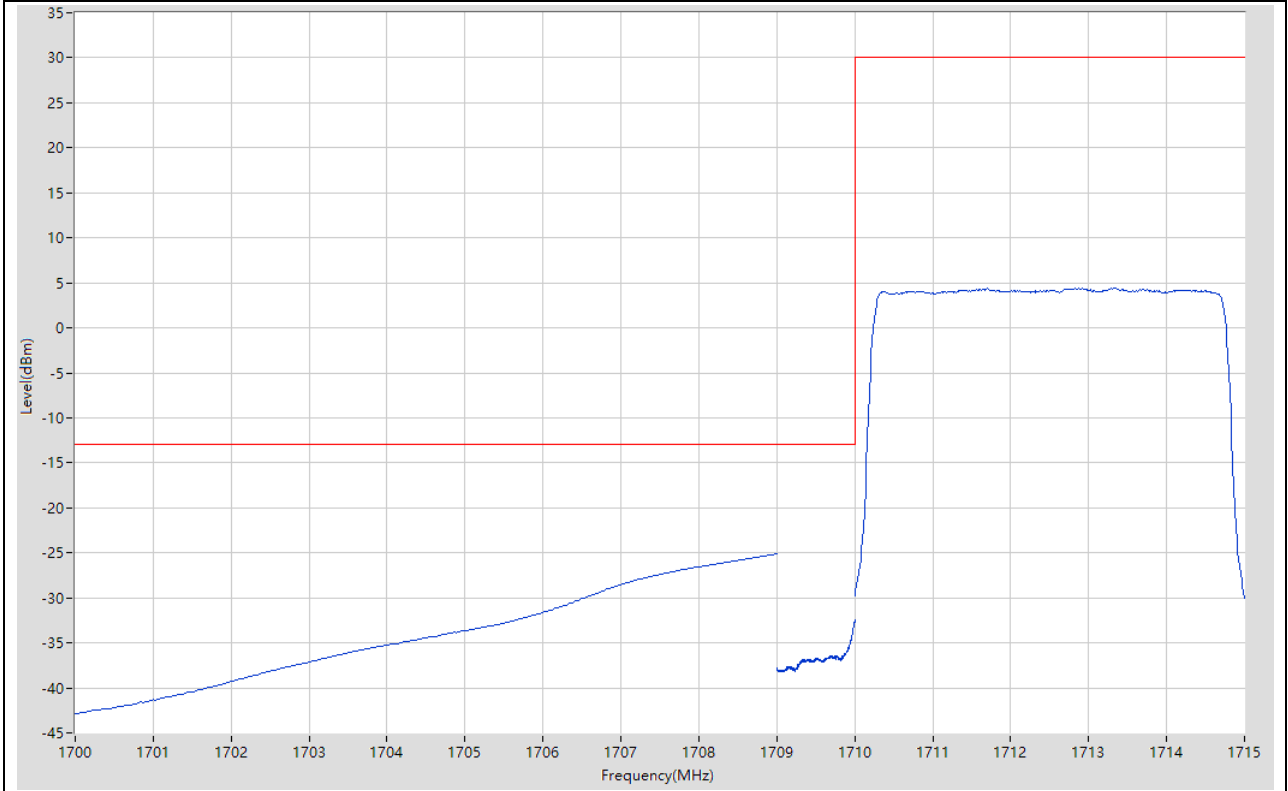
**9.19. LTE Band Edge\_Part22-24-27(NTNV)(Subtest:19, Channel:19975, Bandwidth:5, Modulation:Q16, RB Number: 1, RB Position:LOW)**

Start Frequency (MHz)	Stop Frequency (MHz)	RBW (MHz)	Detector	Frequency (MHz)	Power (dBm)	Limit (dBm)	Verdict	Sweep Point
1700	1708	1	RMS	1708	-41.17	-13	Pass	401
1708	1709	1	RMS	1709	-37.65	-13	Pass	2
1709	1710	0.051	RMS	1710	-20.49	-13	Pass	401
1710	1715	0.1	RMS	1710.338	18.8	30	Pass	401



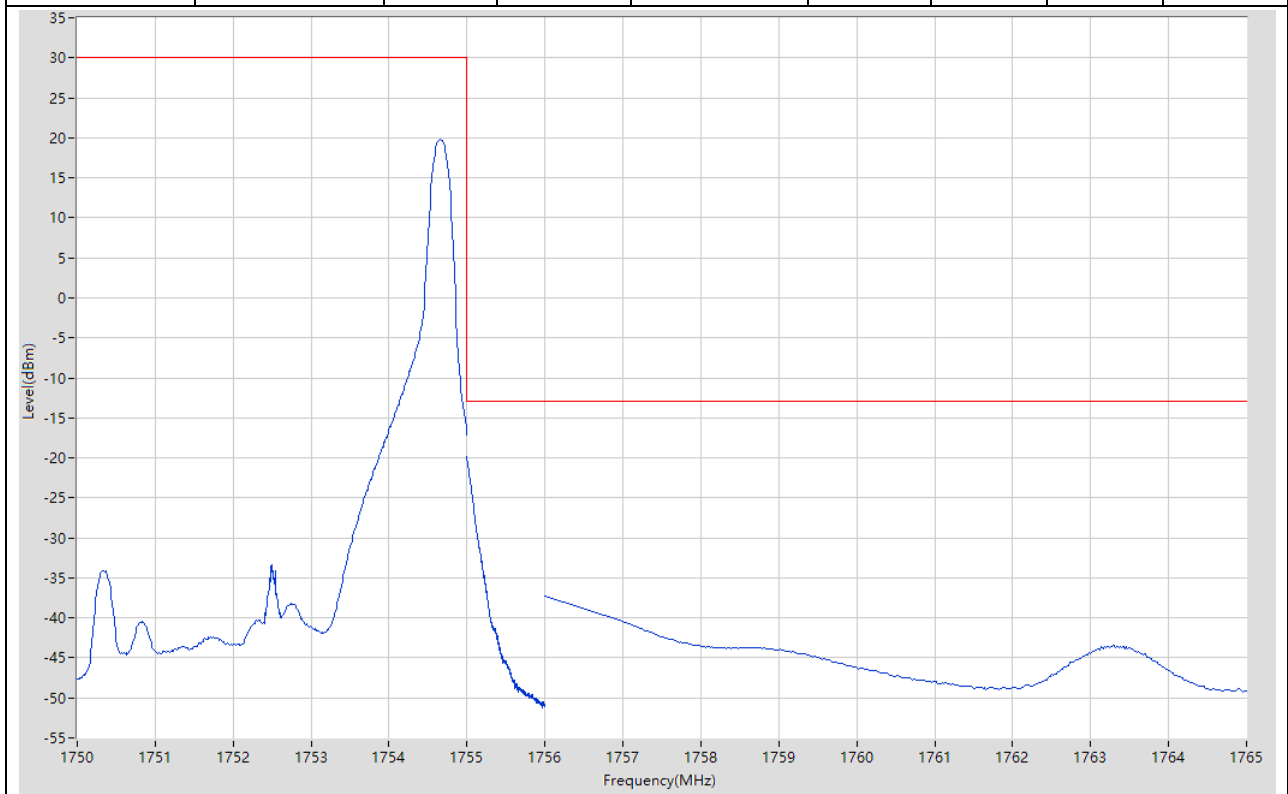
**9.20. LTE Band Edge\_Part22-24-27(NTNV)(Subtest:20, Channel:19975, Bandwidth:5, Modulation:Q16, RB Number: 25, RB Position:LOW)**

Start Frequency (MHz)	Stop Frequency (MHz)	RBW (MHz)	Detector	Frequency (MHz)	Power (dBm)	Limit (dBm)	Verdict	Sweep Point
1700	1708	1	RMS	1708	-26.51	-13	Pass	401
1708	1709	1	RMS	1709	-25.12	-13	Pass	2
1709	1710	0.051	RMS	1710	-32.42	-13	Pass	401
1710	1715	0.1	RMS	1712.875	4.41	30	Pass	401



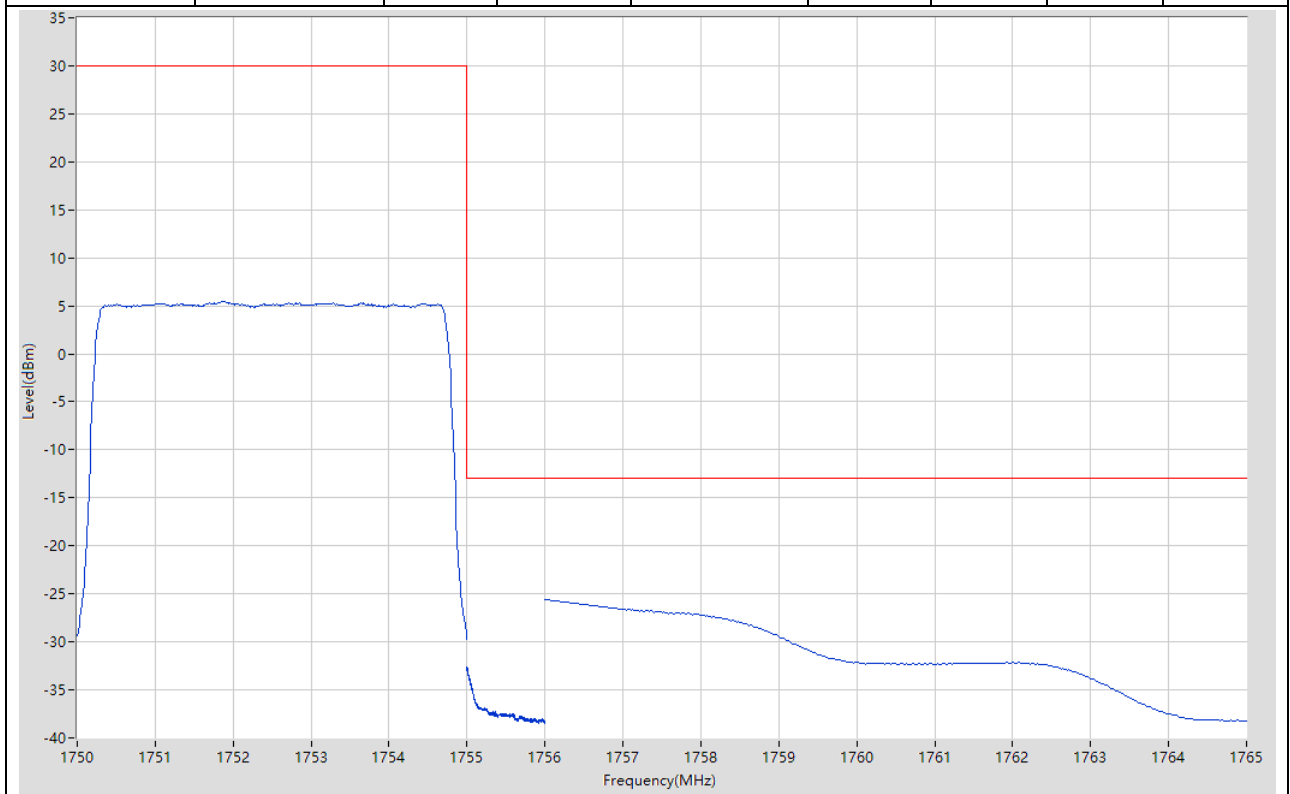
**9.21. LTE Band Edge\_Part22-24-27(NTNV)(Subtest:21, Channel:20375, Bandwidth:5, Modulation:QPSK, RB Number: 1, RB Position:HIGH)**

Start Frequency (MHz)	Stop Frequency (MHz)	RBW (MHz)	Detector	Frequency (MHz)	Power (dBm)	Limit (dBm)	Verdict	Sweep Point
1750	1755	0.1	RMS	1754.65	19.76	30	Pass	401
1755	1756	0.051	RMS	1755	-19.79	-13	Pass	401
1756	1757	1	RMS	1756	-37.3	-13	Pass	2
1757	1765	1	RMS	1757	-40.42	-13	Pass	401



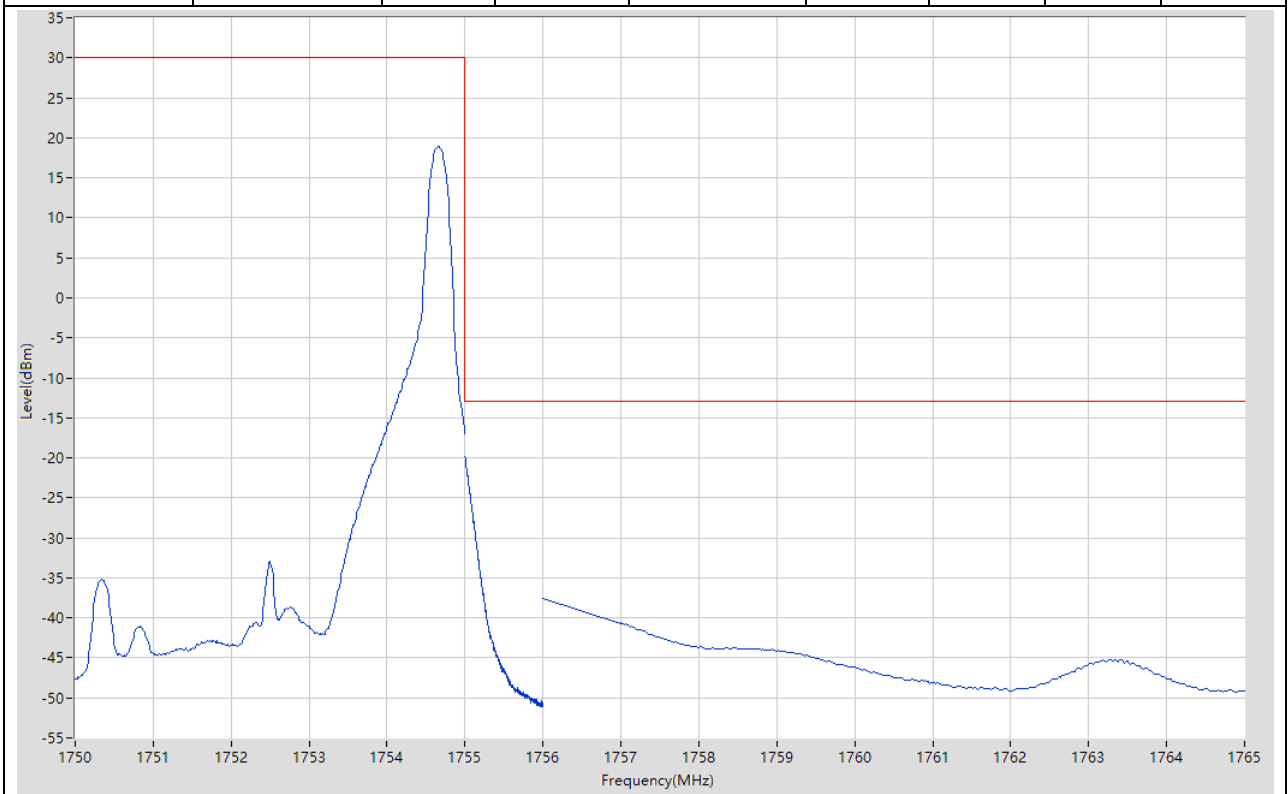
**9.22. LTE Band Edge\_Part22-24-27(NTNV)(Subtest:22, Channel:20375, Bandwidth:5, Modulation:QPSK, RB Number: 25, RB Position:HIGH)**

Start Frequency (MHz)	Stop Frequency (MHz)	RBW (MHz)	Detector	Frequency (MHz)	Power (dBm)	Limit (dBm)	Verdict	Sweep Point
1750	1755	0.1	RMS	1751.85	5.42	30	Pass	401
1755	1756	0.051	RMS	1755	-32.63	-13	Pass	401
1756	1757	1	RMS	1756	-25.58	-13	Pass	2
1757	1765	1	RMS	1757.06	-26.57	-13	Pass	401



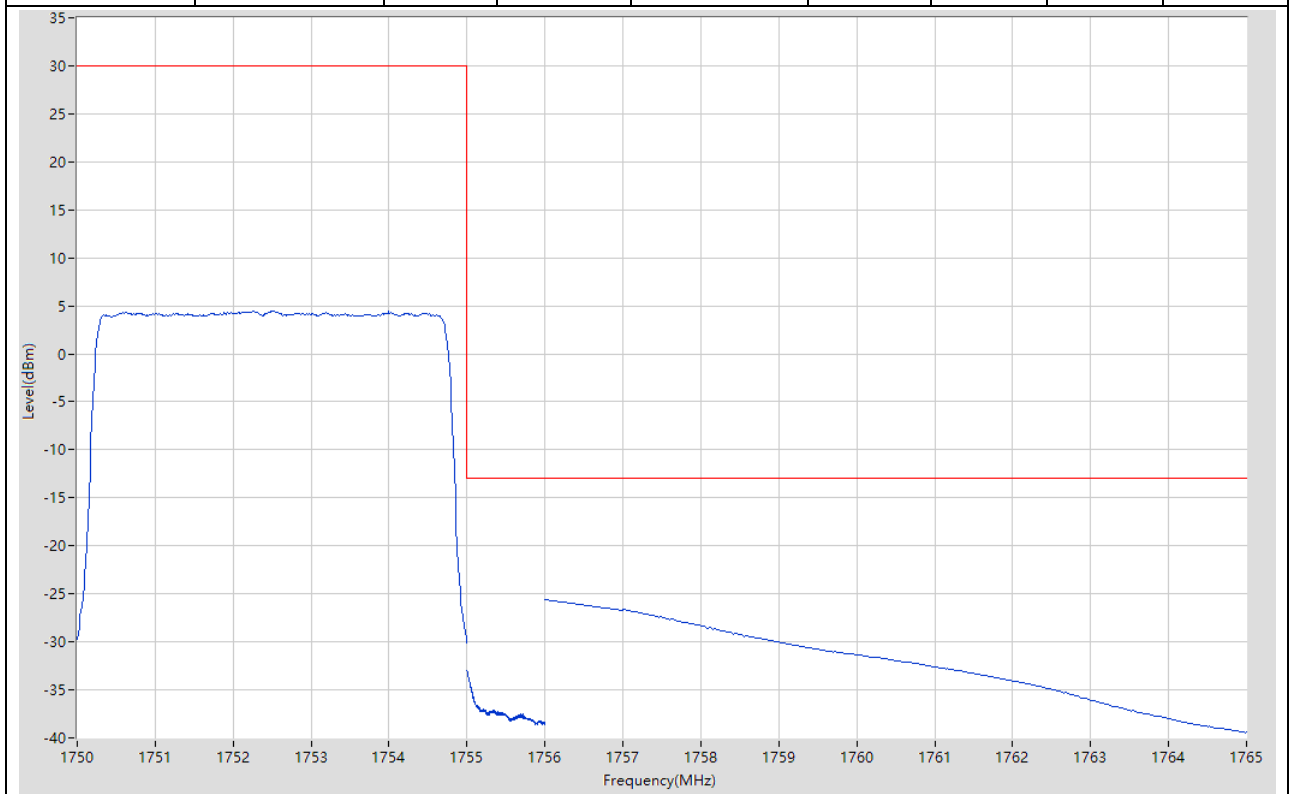
**9.23. LTE Band Edge\_Part22-24-27(NTNV)(Subtest:23, Channel:20375, Bandwidth:5, Modulation:Q16, RB Number: 1, RB Position:HIGH)**

Start Frequency (MHz)	Stop Frequency (MHz)	RBW (MHz)	Detector	Frequency (MHz)	Power (dBm)	Limit (dBm)	Verdict	Sweep Point
1750	1755	0.1	RMS	1754.663	18.91	30	Pass	401
1755	1756	0.051	RMS	1755	-19.85	-13	Pass	401
1756	1757	1	RMS	1756	-37.55	-13	Pass	2
1757	1765	1	RMS	1757	-40.58	-13	Pass	401



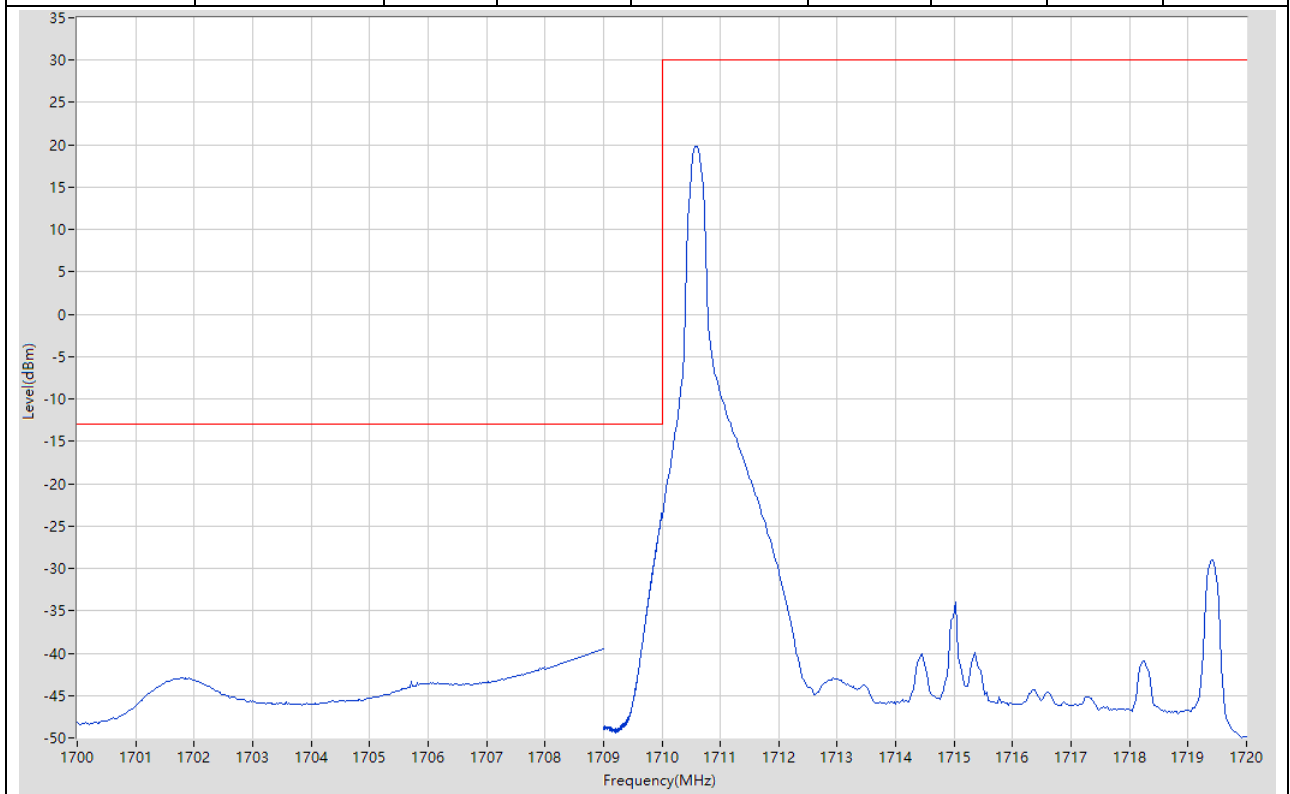
**9.24. LTE Band Edge\_Part22-24-27(NTNV)(Subtest:24, Channel:20375, Bandwidth:5, Modulation:Q16, RB Number: 25, RB Position:HIGH)**

Start Frequency (MHz)	Stop Frequency (MHz)	RBW (MHz)	Detector	Frequency (MHz)	Power (dBm)	Limit (dBm)	Verdict	Sweep Point
1750	1755	0.1	RMS	1752.525	4.43	30	Pass	401
1755	1756	0.051	RMS	1755.003	-33	-13	Pass	401
1756	1757	1	RMS	1756	-25.56	-13	Pass	2
1757	1765	1	RMS	1757	-26.59	-13	Pass	401



**9.25. LTE Band Edge\_Part22-24-27(NTNV)(Subtest:25, Channel:20000, Bandwidth:10, Modulation:QPSK, RB Number: 1, RB Position:LOW)**

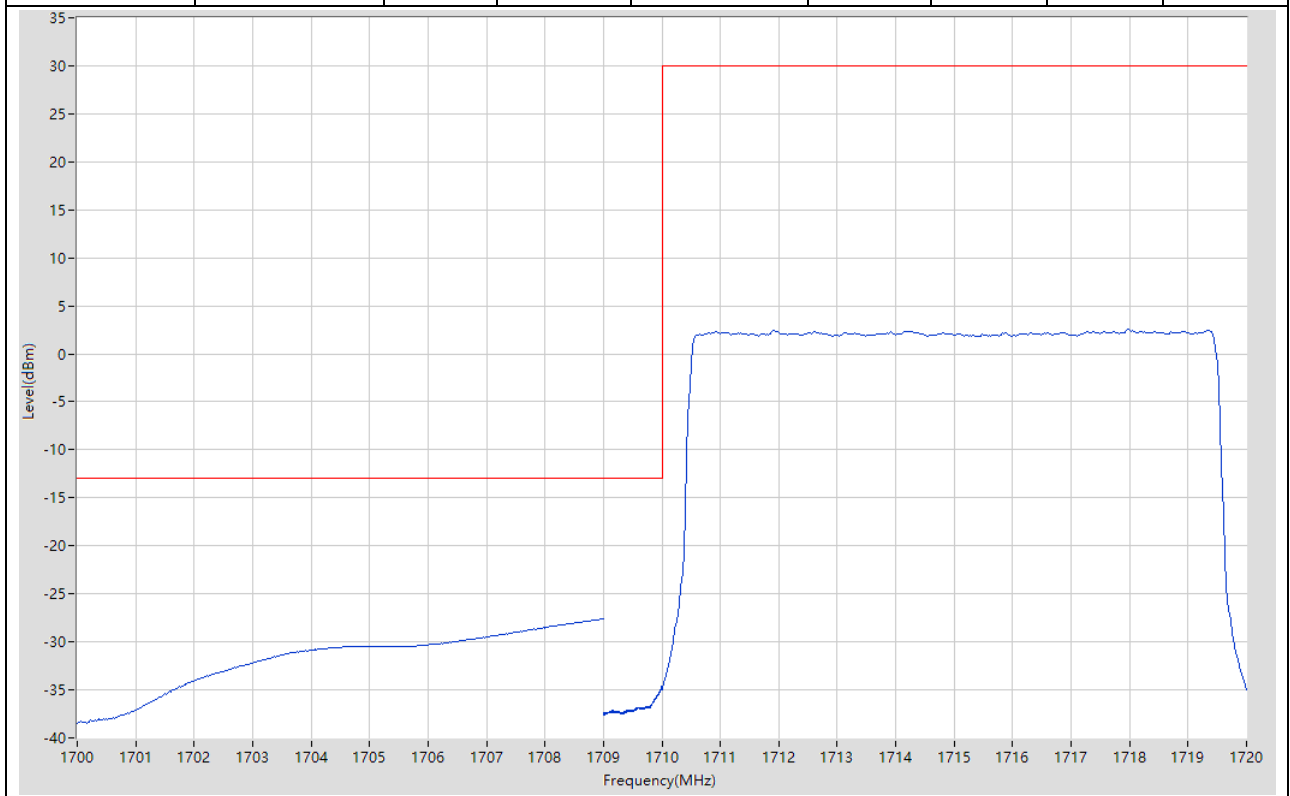
Start Frequency (MHz)	Stop Frequency (MHz)	RBW (MHz)	Detector	Frequency (MHz)	Power (dBm)	Limit (dBm)	Verdict	Sweep Point
1700	1708	1	RMS	1708	-41.64	-13	Pass	401
1708	1709	1	RMS	1709	-39.44	-13	Pass	2
1709	1710	0.1	RMS	1710	-23.42	-13	Pass	401
1710	1720	0.1	RMS	1710.6	19.79	30	Pass	401





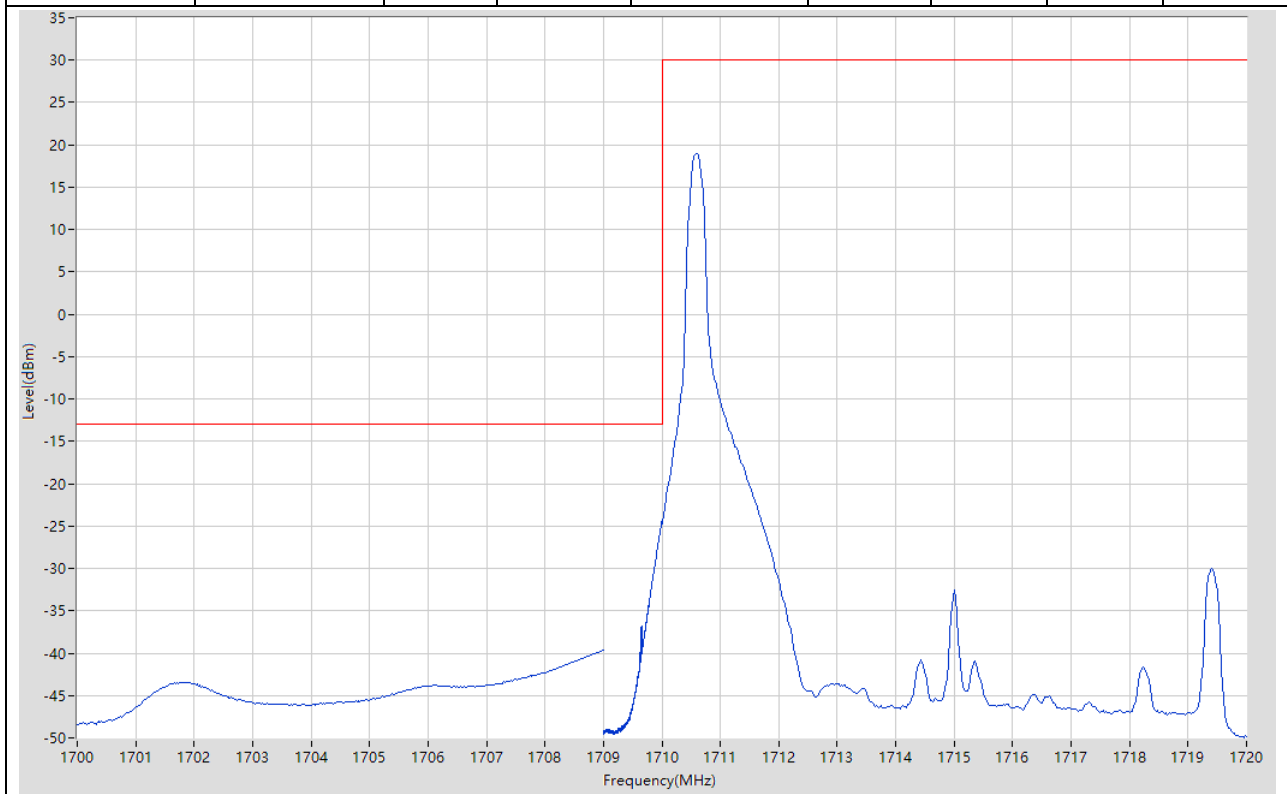
**9.26. LTE Band Edge\_Part22-24-27(NTNV)(Subtest:26, Channel:20000, Bandwidth:10, Modulation:QPSK, RB Number: 50, RB Position:LOW)**

Start Frequency (MHz)	Stop Frequency (MHz)	RBW (MHz)	Detector	Frequency (MHz)	Power (dBm)	Limit (dBm)	Verdict	Sweep Point
1700	1708	1	RMS	1707.98	-28.5	-13	Pass	401
1708	1709	1	RMS	1709	-27.58	-13	Pass	2
1709	1710	0.1	RMS	1709.998	-34.62	-13	Pass	401
1710	1720	0.1	RMS	1717.975	2.51	30	Pass	401



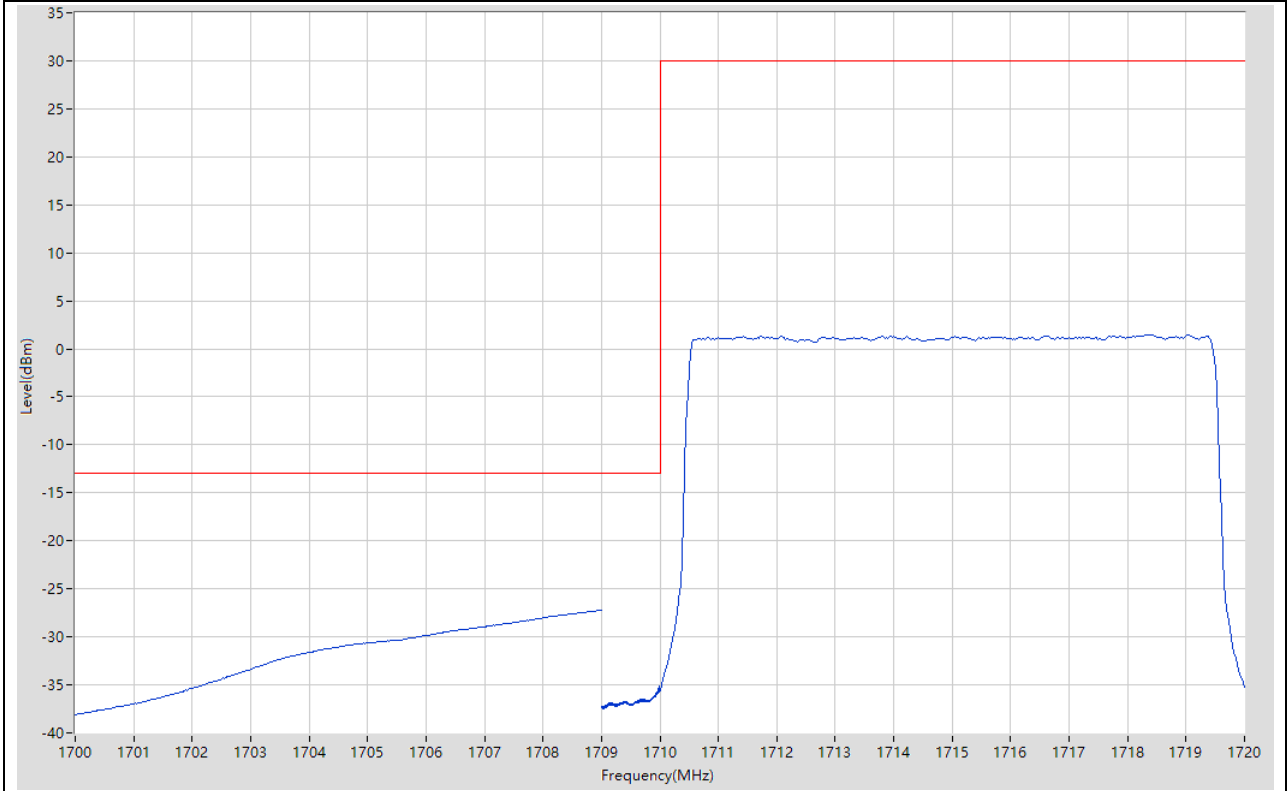
**9.27. LTE Band Edge\_Part22-24-27(NTNV)(Subtest:27, Channel:20000, Bandwidth:10, Modulation:Q16, RB Number: 1, RB Position:LOW)**

Start Frequency (MHz)	Stop Frequency (MHz)	RBW (MHz)	Detector	Frequency (MHz)	Power (dBm)	Limit (dBm)	Verdict	Sweep Point
1700	1708	1	RMS	1708	-42.3	-13	Pass	401
1708	1709	1	RMS	1709	-39.59	-13	Pass	2
1709	1710	0.1	RMS	1710	-24.26	-13	Pass	401
1710	1720	0.1	RMS	1710.6	18.98	30	Pass	401



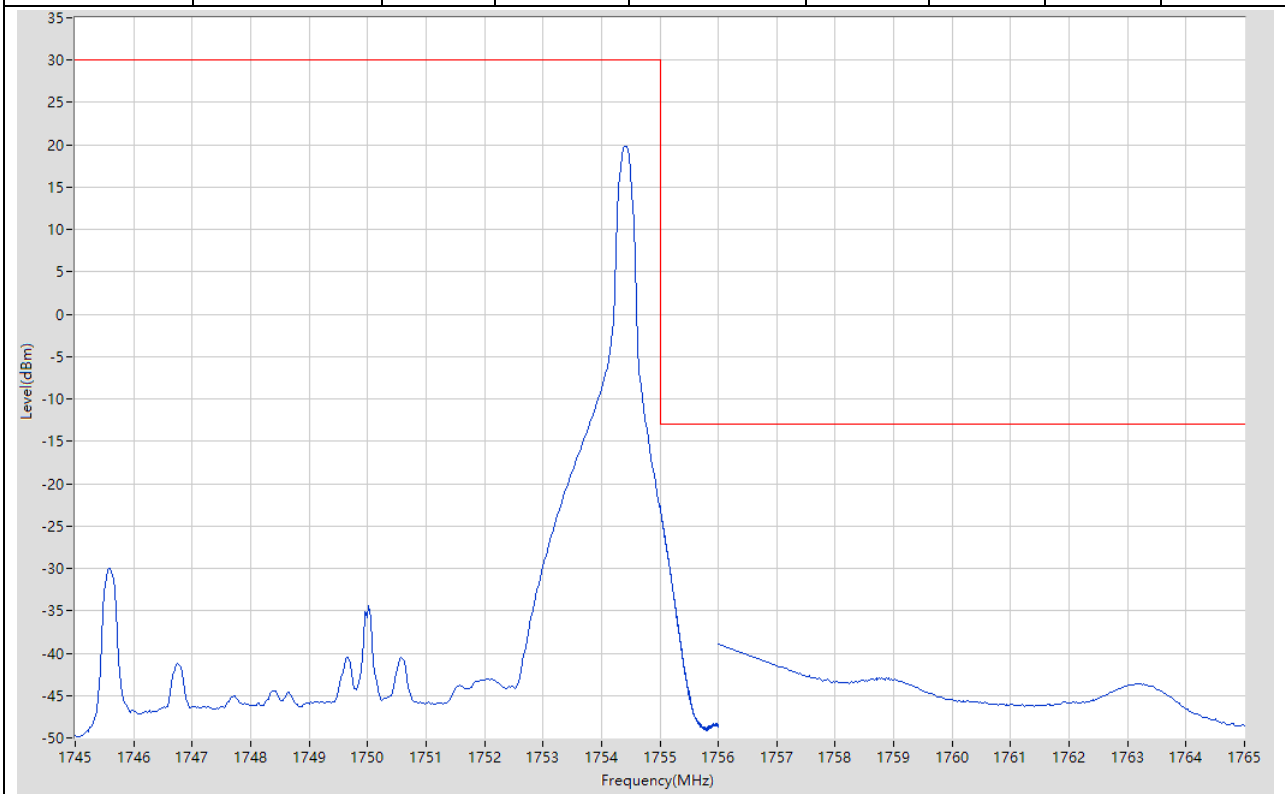
**9.28. LTE Band Edge\_Part22-24-27(NTNV)(Subtest:28, Channel:20000, Bandwidth:10, Modulation:Q16, RB Number: 50, RB Position:LOW)**

Start Frequency (MHz)	Stop Frequency (MHz)	RBW (MHz)	Detector	Frequency (MHz)	Power (dBm)	Limit (dBm)	Verdict	Sweep Point
1700	1708	1	RMS	1708	-28.01	-13	Pass	401
1708	1709	1	RMS	1709	-27.28	-13	Pass	2
1709	1710	0.1	RMS	1709.995	-35.13	-13	Pass	401
1710	1720	0.1	RMS	1718.375	1.5	30	Pass	401



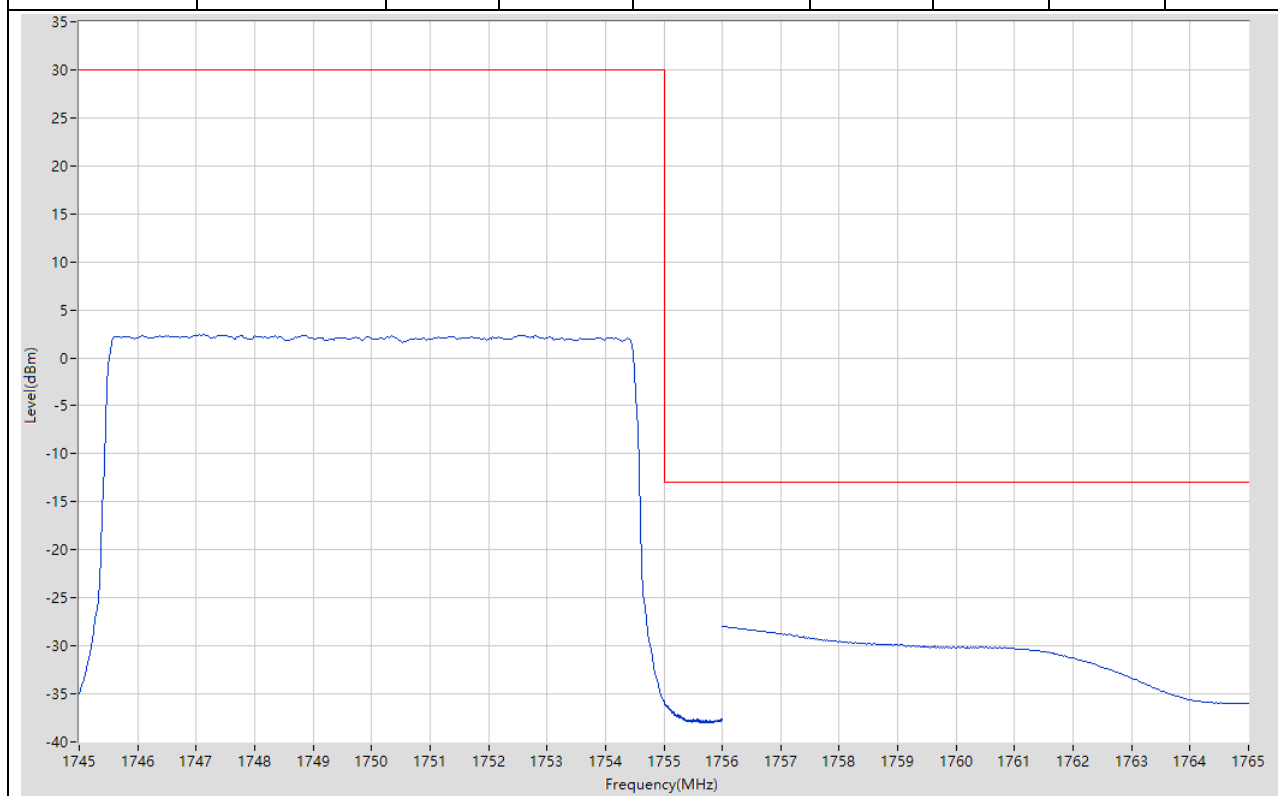
**9.29. LTE Band Edge\_Part22-24-27(NTNV)(Subtest:29, Channel:20350, Bandwidth:10, Modulation:QPSK, RB Number: 1, RB Position:HIGH)**

Start Frequency (MHz)	Stop Frequency (MHz)	RBW (MHz)	Detector	Frequency (MHz)	Power (dBm)	Limit (dBm)	Verdict	Sweep Point
1745	1755	0.1	RMS	1754.425	19.87	30	Pass	401
1755	1756	0.1	RMS	1755	-22.58	-13	Pass	401
1756	1757	1	RMS	1756	-38.9	-13	Pass	2
1757	1765	1	RMS	1757	-41.45	-13	Pass	401



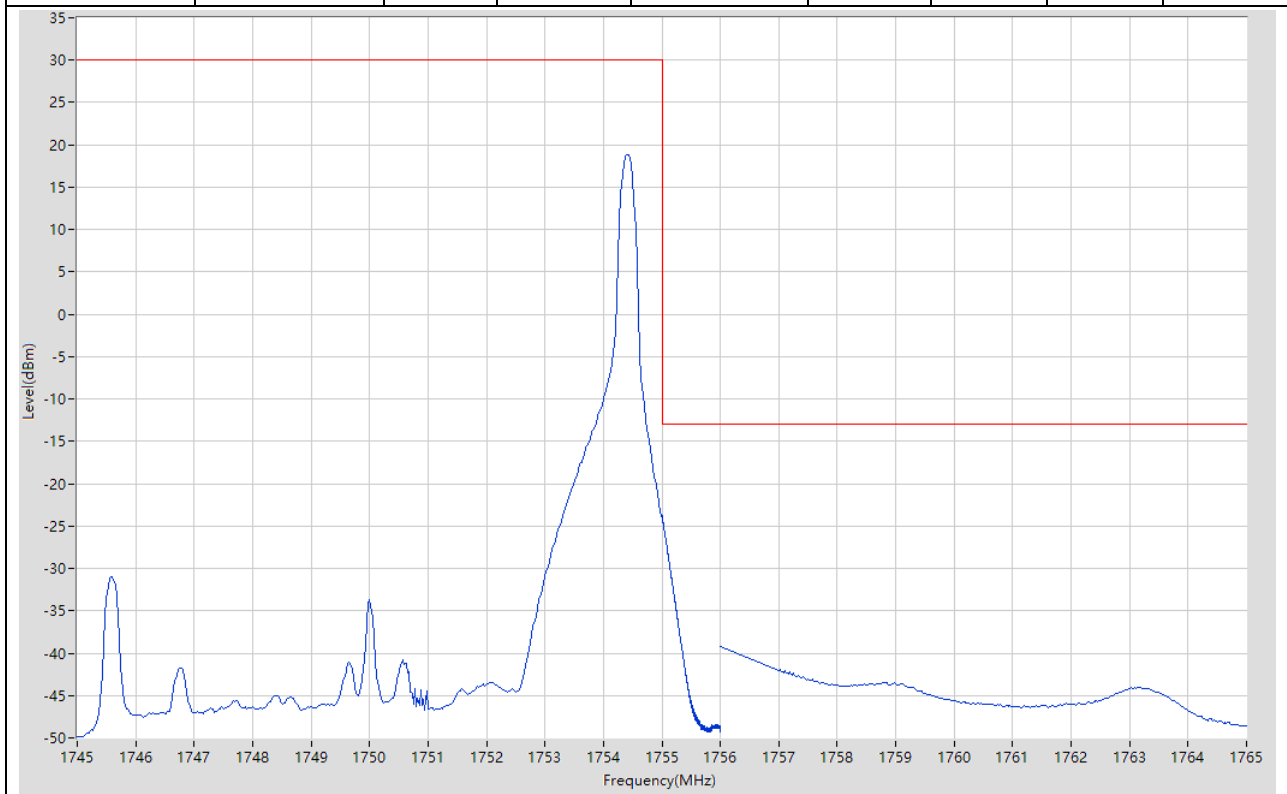
**9.30. LTE Band Edge\_Part22-24-27(NTNV)(Subtest:30, Channel:20350, Bandwidth:10, Modulation:QPSK, RB Number: 50, RB Position:HIGH)**

Start Frequency (MHz)	Stop Frequency (MHz)	RBW (MHz)	Detector	Frequency (MHz)	Power (dBm)	Limit (dBm)	Verdict	Sweep Point
1745	1755	0.1	RMS	1747.125	2.43	30	Pass	401
1755	1756	0.1	RMS	1755.003	-35.75	-13	Pass	401
1756	1757	1	RMS	1756	-27.92	-13	Pass	2
1757	1765	1	RMS	1757.02	-28.73	-13	Pass	401



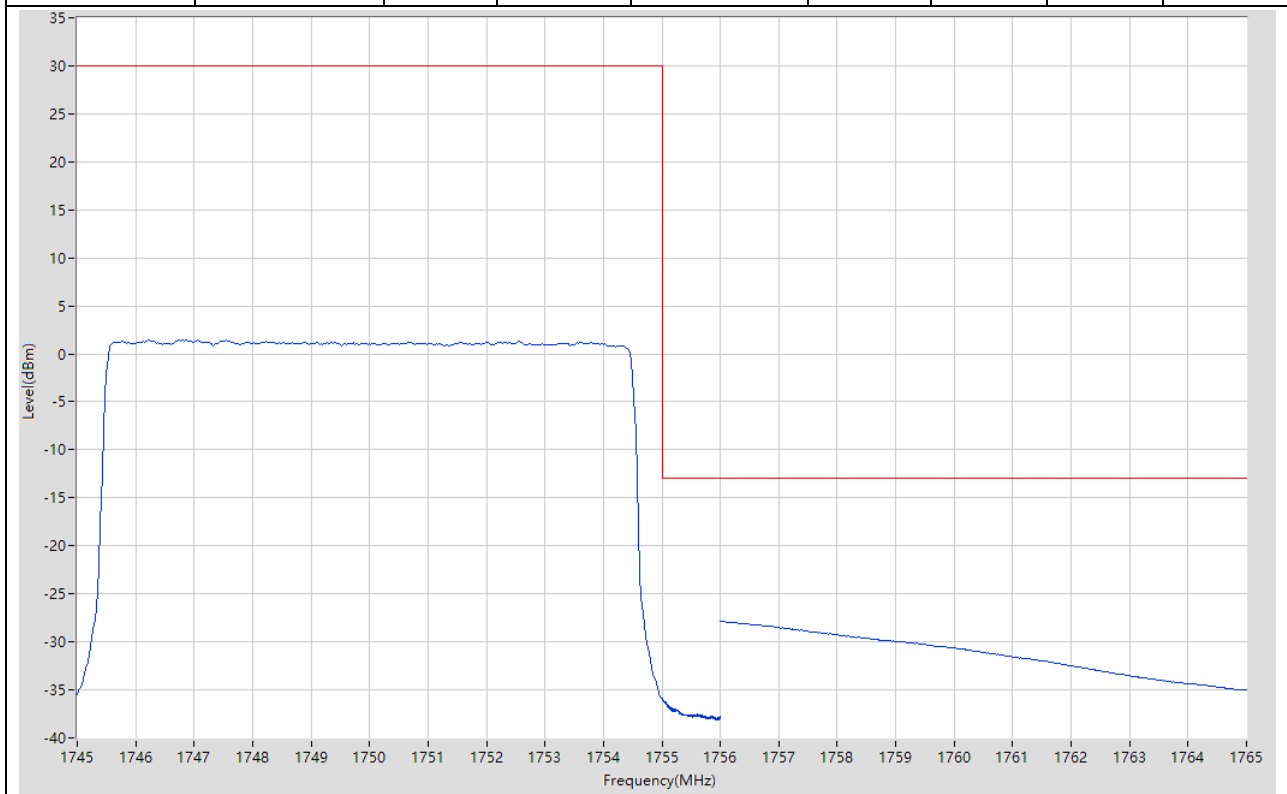
**9.31. LTE Band Edge\_Part22-24-27(NTNV)(Subtest:31, Channel:20350, Bandwidth:10, Modulation:Q16, RB Number: 1, RB Position:HIGH)**

Start Frequency (MHz)	Stop Frequency (MHz)	RBW (MHz)	Detector	Frequency (MHz)	Power (dBm)	Limit (dBm)	Verdict	Sweep Point
1745	1755	0.1	RMS	1754.425	18.8	30	Pass	401
1755	1756	0.1	RMS	1755	-23.73	-13	Pass	401
1756	1757	1	RMS	1756	-39.25	-13	Pass	2
1757	1765	1	RMS	1757.02	-41.9	-13	Pass	401



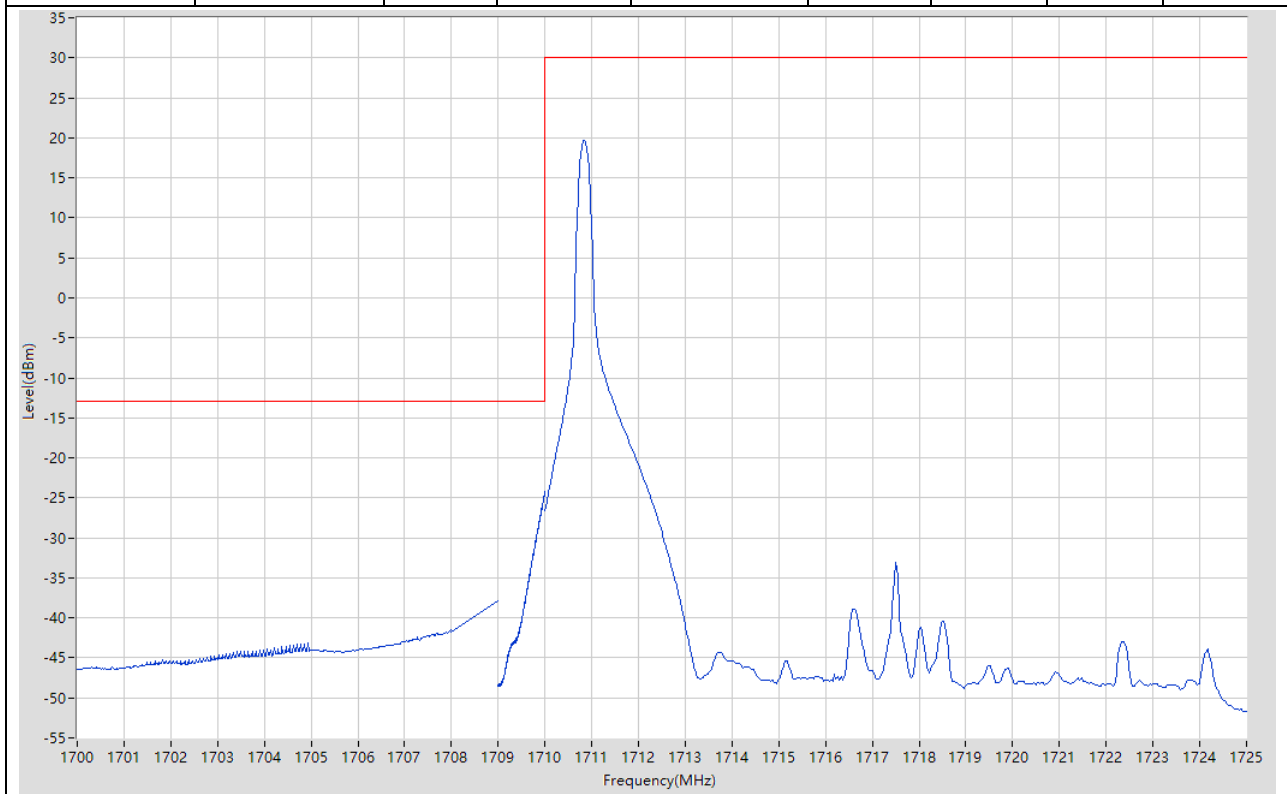
**9.32. LTE Band Edge\_Part22-24-27(NTNV)(Subtest:32, Channel:20350, Bandwidth:10, Modulation:Q16, RB Number: 50, RB Position:HIGH)**

Start Frequency (MHz)	Stop Frequency (MHz)	RBW (MHz)	Detector	Frequency (MHz)	Power (dBm)	Limit (dBm)	Verdict	Sweep Point
1745	1755	0.1	RMS	1746.85	1.48	30	Pass	401
1755	1756	0.1	RMS	1755.003	-35.83	-13	Pass	401
1756	1757	1	RMS	1756	-27.91	-13	Pass	2
1757	1765	1	RMS	1757	-28.53	-13	Pass	401



**9.33. LTE Band Edge\_Part22-24-27(NTNV)(Subtest:33, Channel:20025, Bandwidth:15, Modulation:QPSK, RB Number: 1, RB Position:LOW)**

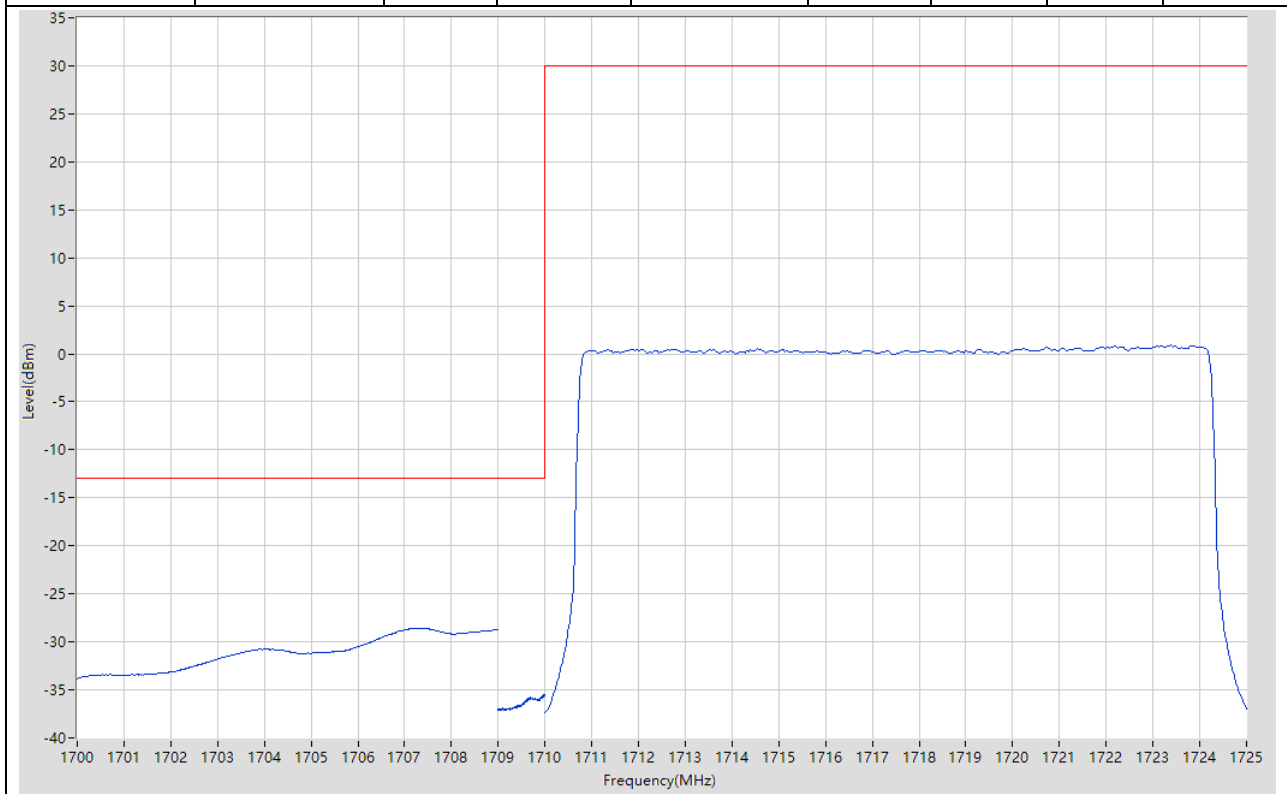
Start Frequency (MHz)	Stop Frequency (MHz)	RBW (MHz)	Detector	Frequency (MHz)	Power (dBm)	Limit (dBm)	Verdict	Sweep Point
1700	1708	1	RMS	1708	-41.5	-13	Pass	401
1708	1709	1	RMS	1709	-37.87	-13	Pass	2
1709	1710	0.15	RMS	1710	-24.17	-13	Pass	401
1710	1725	0.1	RMS	1710.825	19.63	30	Pass	401





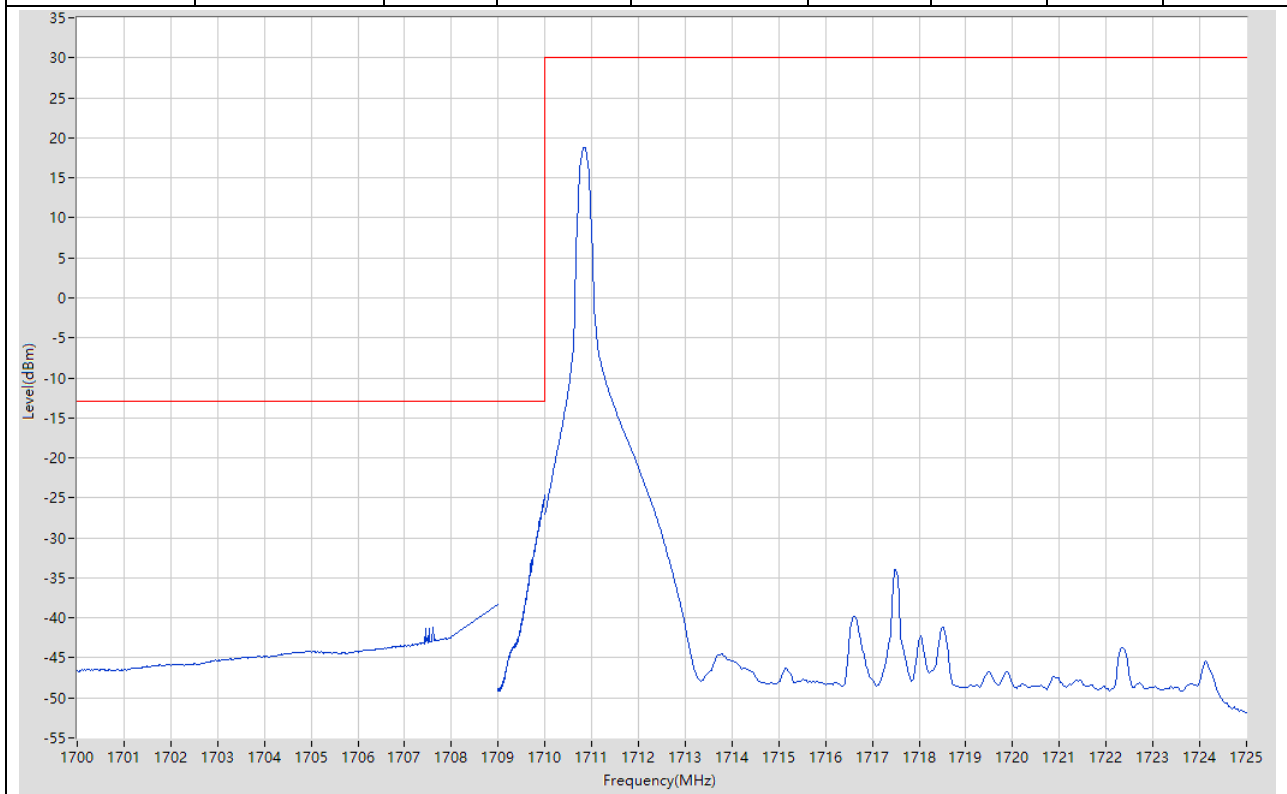
**9.34. LTE Band Edge\_Part22-24-27(NTNV)(Subtest:34, Channel:20025, Bandwidth:15, Modulation:QPSK, RB Number: 75, RB Position:LOW)**

Start Frequency (MHz)	Stop Frequency (MHz)	RBW (MHz)	Detector	Frequency (MHz)	Power (dBm)	Limit (dBm)	Verdict	Sweep Point
1700	1708	1	RMS	1707.22	-28.6	-13	Pass	401
1708	1709	1	RMS	1709	-28.71	-13	Pass	2
1709	1710	0.15	RMS	1709.998	-35.46	-13	Pass	401
1710	1725	0.1	RMS	1723.388	0.9	30	Pass	401



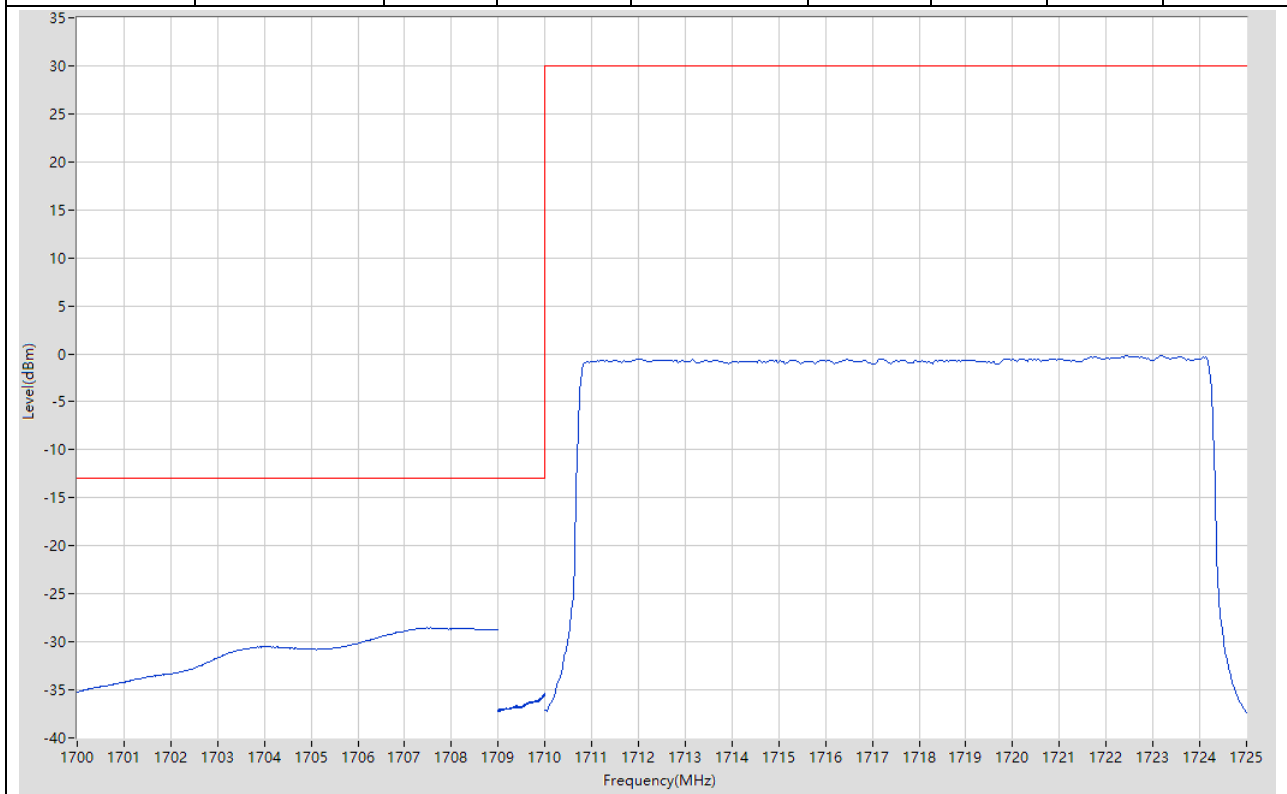
**9.35. LTE Band Edge\_Part22-24-27(NTNV)(Subtest:35, Channel:20025, Bandwidth:15, Modulation:Q16, RB Number: 1, RB Position:LOW)**

Start Frequency (MHz)	Stop Frequency (MHz)	RBW (MHz)	Detector	Frequency (MHz)	Power (dBm)	Limit (dBm)	Verdict	Sweep Point
1700	1708	1	RMS	1707.6	-41.15	-13	Pass	401
1708	1709	1	RMS	1709	-38.38	-13	Pass	2
1709	1710	0.15	RMS	1709.998	-24.67	-13	Pass	401
1710	1725	0.1	RMS	1710.863	18.76	30	Pass	401



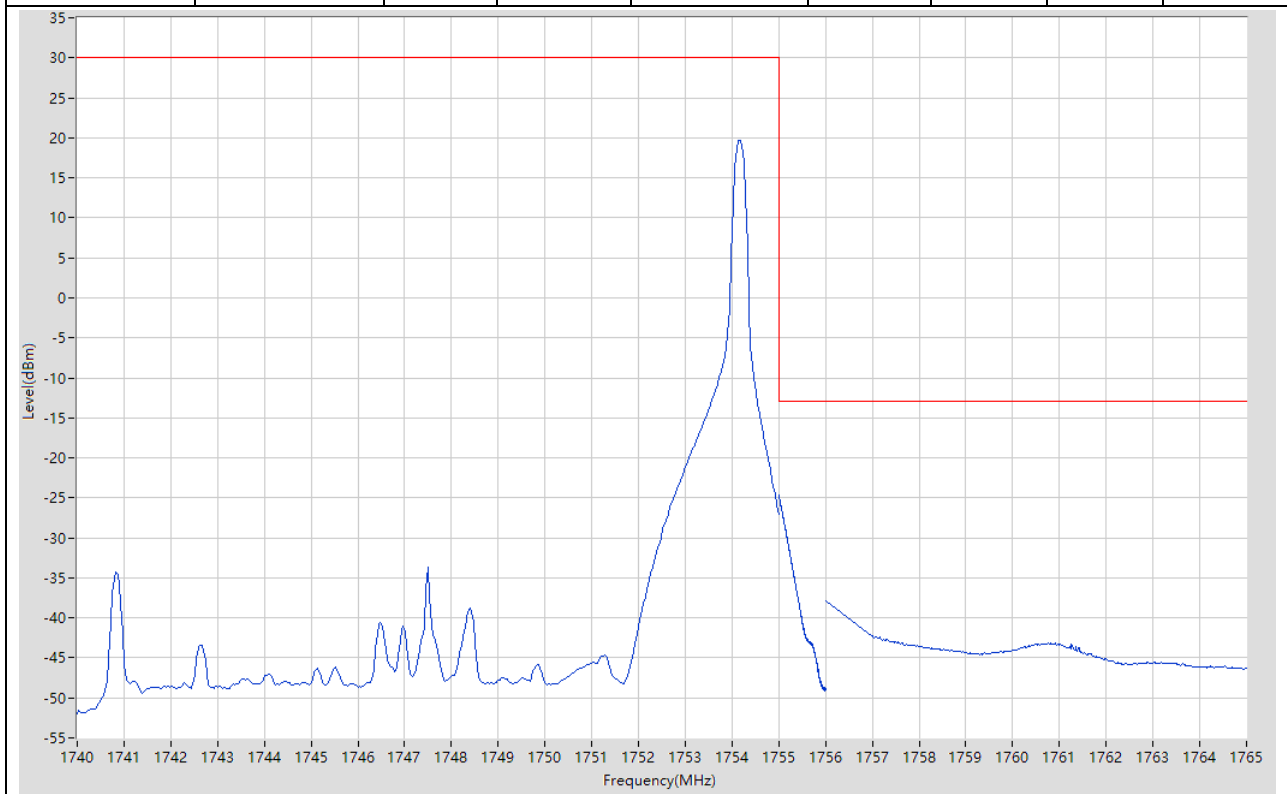
**9.36. LTE Band Edge\_Part22-24-27(NTNV)(Subtest:36, Channel:20025, Bandwidth:15, Modulation:Q16, RB Number: 75, RB Position:LOW)**

Start Frequency (MHz)	Stop Frequency (MHz)	RBW (MHz)	Detector	Frequency (MHz)	Power (dBm)	Limit (dBm)	Verdict	Sweep Point
1700	1708	1	RMS	1707.56	-28.54	-13	Pass	401
1708	1709	1	RMS	1708	-28.59	-13	Pass	2
1709	1710	0.15	RMS	1709.985	-35.35	-13	Pass	401
1710	1725	0.1	RMS	1723.2	-0.22	30	Pass	401



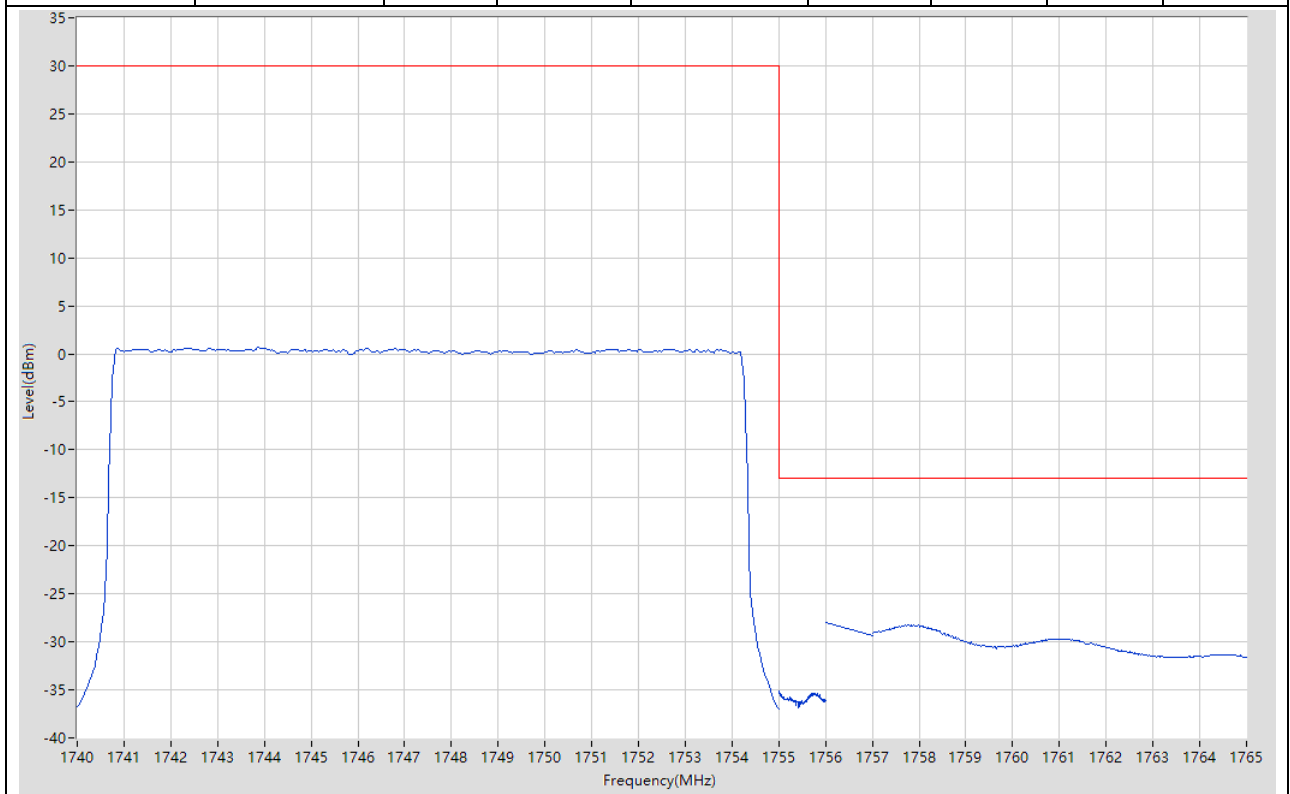
**9.37. LTE Band Edge\_Part22-24-27(NTNV)(Subtest:37, Channel:20325, Bandwidth:15, Modulation:QPSK, RB Number: 1, RB Position:HIGH)**

Start Frequency (MHz)	Stop Frequency (MHz)	RBW (MHz)	Detector	Frequency (MHz)	Power (dBm)	Limit (dBm)	Verdict	Sweep Point
1740	1755	0.1	RMS	1754.175	19.75	30	Pass	401
1755	1756	0.15	RMS	1755	-24.62	-13	Pass	401
1756	1757	1	RMS	1756	-37.9	-13	Pass	2
1757	1765	1	RMS	1757	-42.22	-13	Pass	401



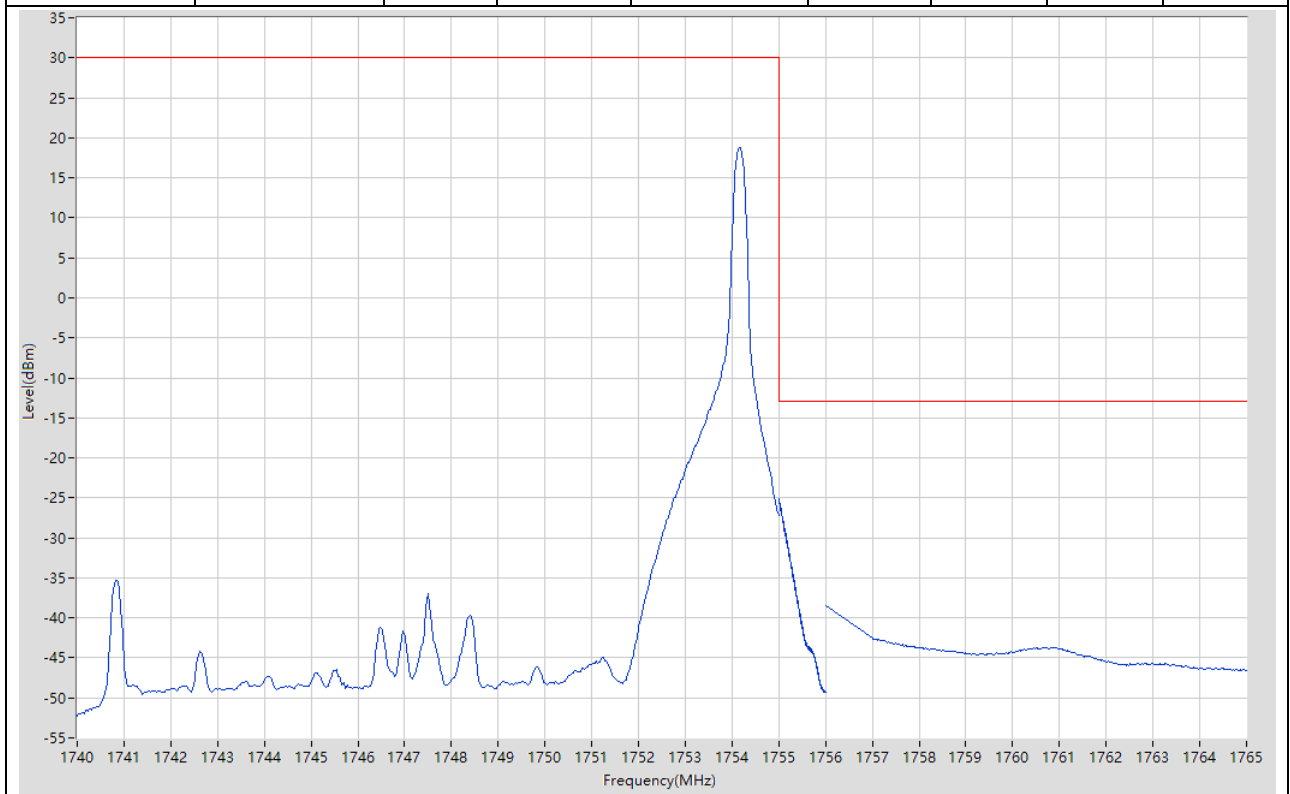
**9.38. LTE Band Edge\_Part22-24-27(NTNV)(Subtest:38, Channel:20325, Bandwidth:15, Modulation:QPSK, RB Number: 75, RB Position:HIGH)**

Start Frequency (MHz)	Stop Frequency (MHz)	RBW (MHz)	Detector	Frequency (MHz)	Power (dBm)	Limit (dBm)	Verdict	Sweep Point
1740	1755	0.1	RMS	1743.863	0.67	30	Pass	401
1755	1756	0.15	RMS	1755	-35.08	-13	Pass	401
1756	1757	1	RMS	1756	-27.93	-13	Pass	2
1757	1765	1	RMS	1757.88	-28.19	-13	Pass	401



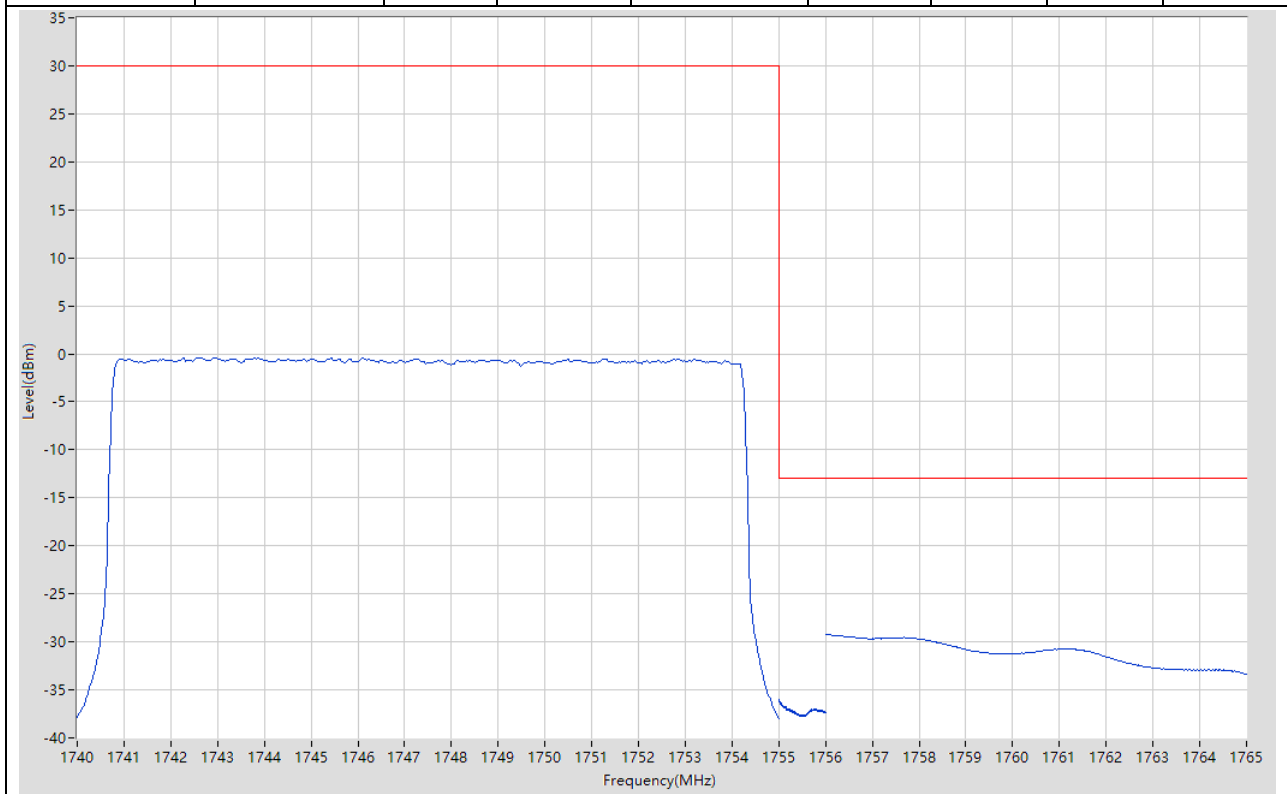
**9.39. LTE Band Edge\_Part22-24-27(NTNV)(Subtest:39, Channel:20325, Bandwidth:15, Modulation:Q16, RB Number: 1, RB Position:HIGH)**

Start Frequency (MHz)	Stop Frequency (MHz)	RBW (MHz)	Detector	Frequency (MHz)	Power (dBm)	Limit (dBm)	Verdict	Sweep Point
1740	1755	0.1	RMS	1754.175	18.7	30	Pass	401
1755	1756	0.15	RMS	1755.008	-25.1	-13	Pass	401
1756	1757	1	RMS	1756	-38.46	-13	Pass	2
1757	1765	1	RMS	1757	-42.55	-13	Pass	401



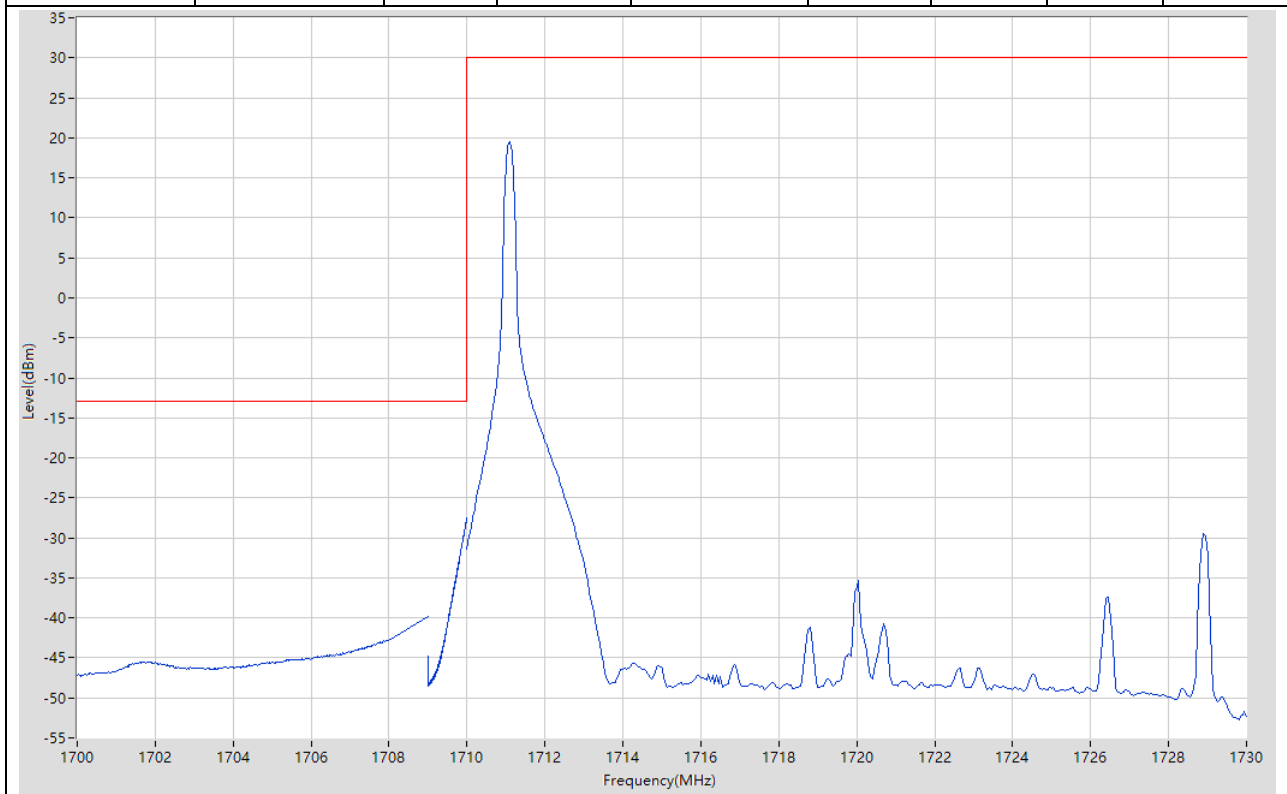
**9.40. LTE Band Edge\_Part22-24-27(NTNV)(Subtest:40, Channel:20325, Bandwidth:15, Modulation:Q16, RB Number: 75, RB Position:HIGH)**

Start Frequency (MHz)	Stop Frequency (MHz)	RBW (MHz)	Detector	Frequency (MHz)	Power (dBm)	Limit (dBm)	Verdict	Sweep Point
1740	1755	0.1	RMS	1742.588	-0.4	30	Pass	401
1755	1756	0.15	RMS	1755.005	-36.04	-13	Pass	401
1756	1757	1	RMS	1756	-29.18	-13	Pass	2
1757	1765	1	RMS	1757.68	-29.53	-13	Pass	401



**9.41. LTE Band Edge\_Part22-24-27(NTNV)(Subtest:41, Channel:20050, Bandwidth:20, Modulation:QPSK, RB Number: 1, RB Position:LOW)**

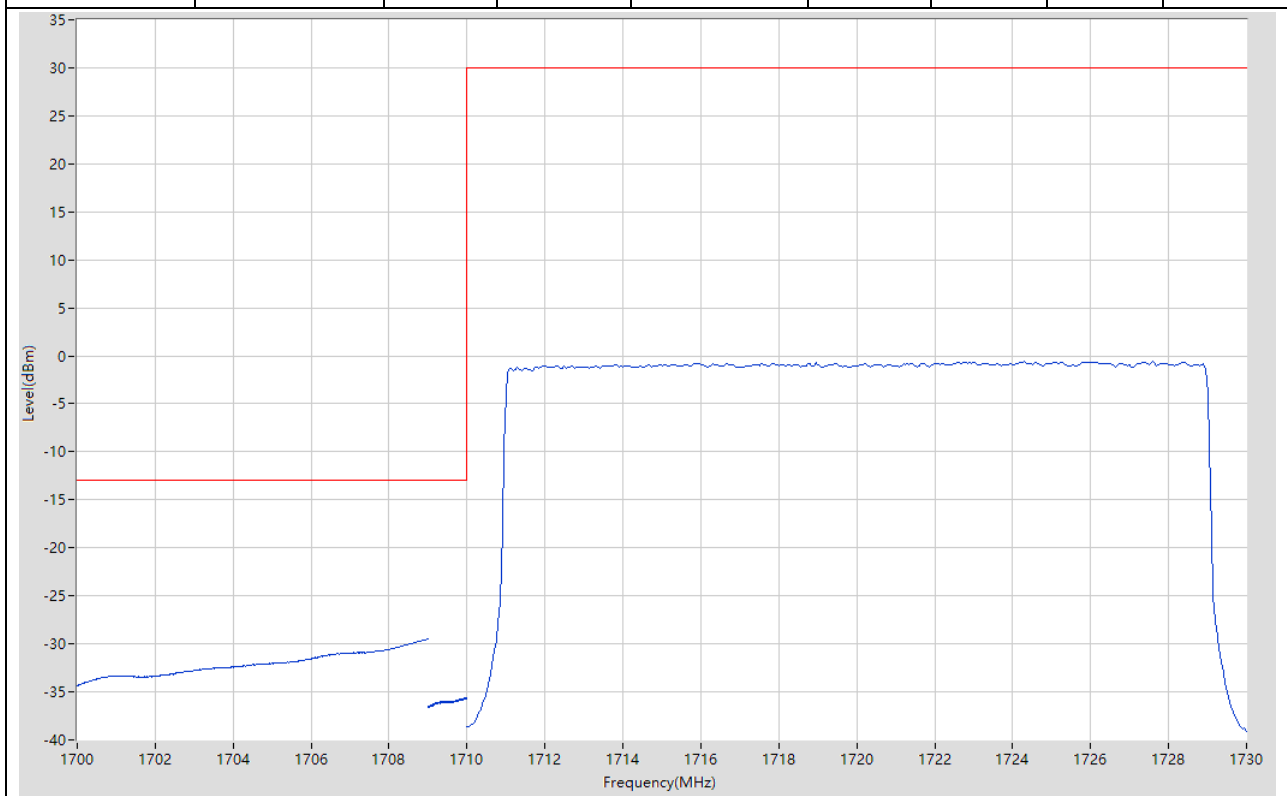
Start Frequency (MHz)	Stop Frequency (MHz)	RBW (MHz)	Detector	Frequency (MHz)	Power (dBm)	Limit (dBm)	Verdict	Sweep Point
1700	1708	1	RMS	1708	-42.79	-13	Pass	401
1708	1709	1	RMS	1709	-39.81	-13	Pass	2
1709	1710	0.2	RMS	1709.995	-27.48	-13	Pass	401
1710	1730	0.1	RMS	1711.1	19.48	30	Pass	401





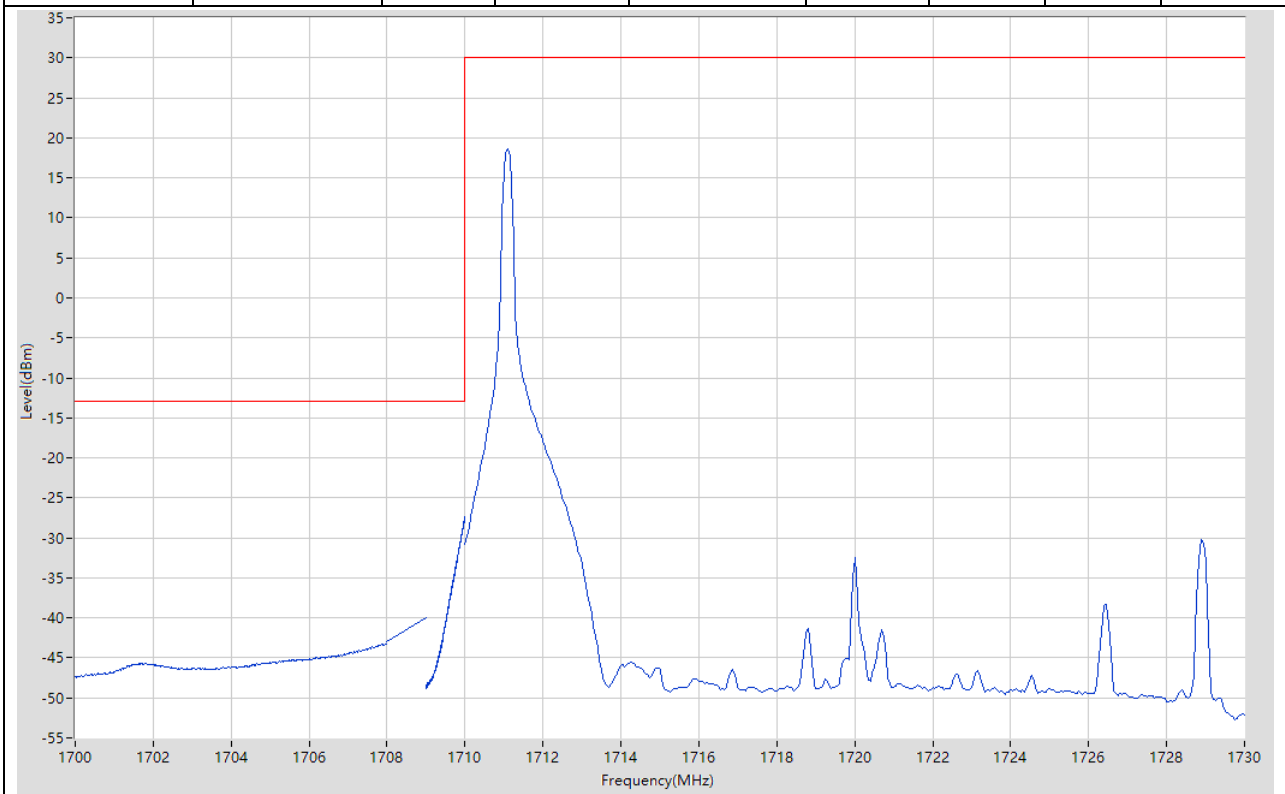
**9.42. LTE Band Edge\_Part22-24-27(NTNV)(Subtest:42, Channel:20050, Bandwidth:20, Modulation:QPSK, RB Number: 100, RB Position:LOW)**

Start Frequency (MHz)	Stop Frequency (MHz)	RBW (MHz)	Detector	Frequency (MHz)	Power (dBm)	Limit (dBm)	Verdict	Sweep Point
1700	1708	1	RMS	1707.98	-30.58	-13	Pass	401
1708	1709	1	RMS	1709	-29.5	-13	Pass	2
1709	1710	0.2	RMS	1709.993	-35.57	-13	Pass	401
1710	1730	0.1	RMS	1724.3	-0.56	30	Pass	401



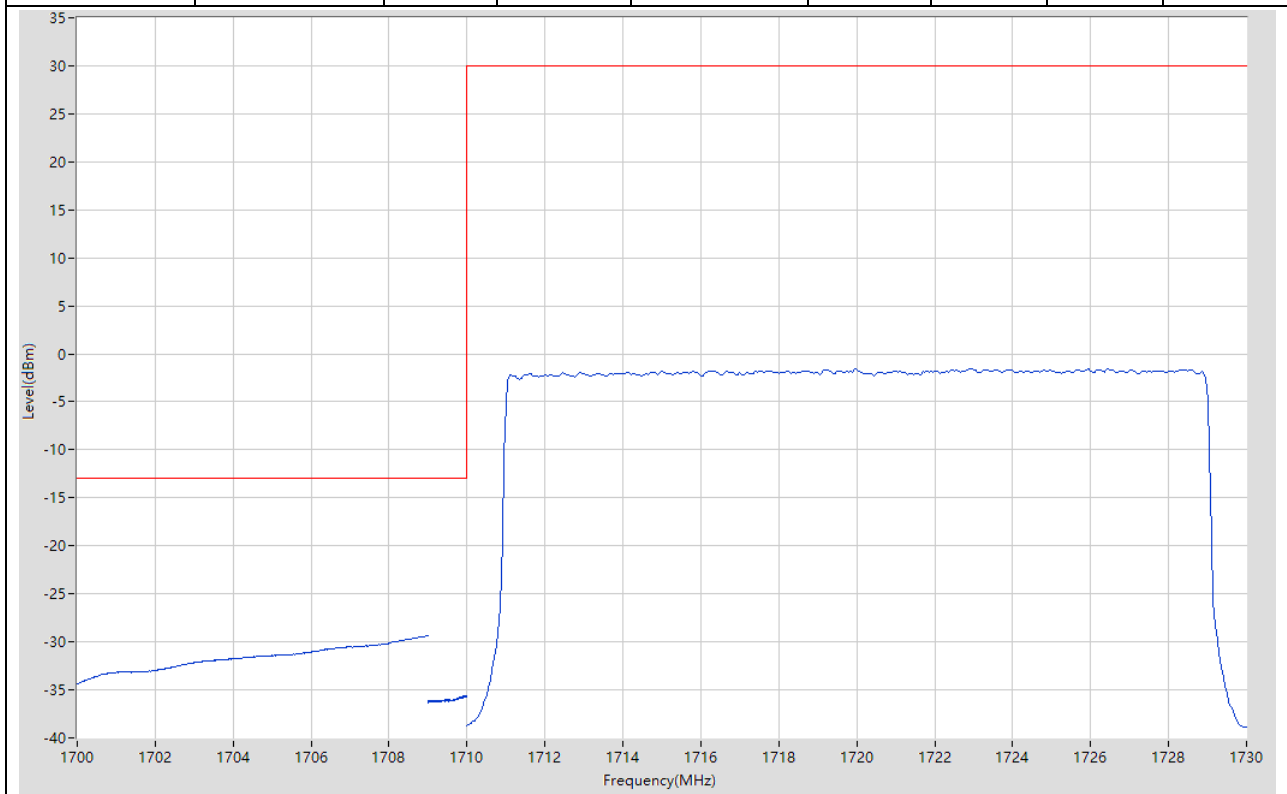
**9.43. LTE Band Edge\_Part22-24-27(NTNV)(Subtest:43, Channel:20050, Bandwidth:20, Modulation:Q16, RB Number: 1, RB Position:LOW)**

Start Frequency (MHz)	Stop Frequency (MHz)	RBW (MHz)	Detector	Frequency (MHz)	Power (dBm)	Limit (dBm)	Verdict	Sweep Point
1700	1708	1	RMS	1707.94	-43.23	-13	Pass	401
1708	1709	1	RMS	1709	-40	-13	Pass	2
1709	1710	0.2	RMS	1709.995	-27.31	-13	Pass	401
1710	1730	0.1	RMS	1711.1	18.68	30	Pass	401



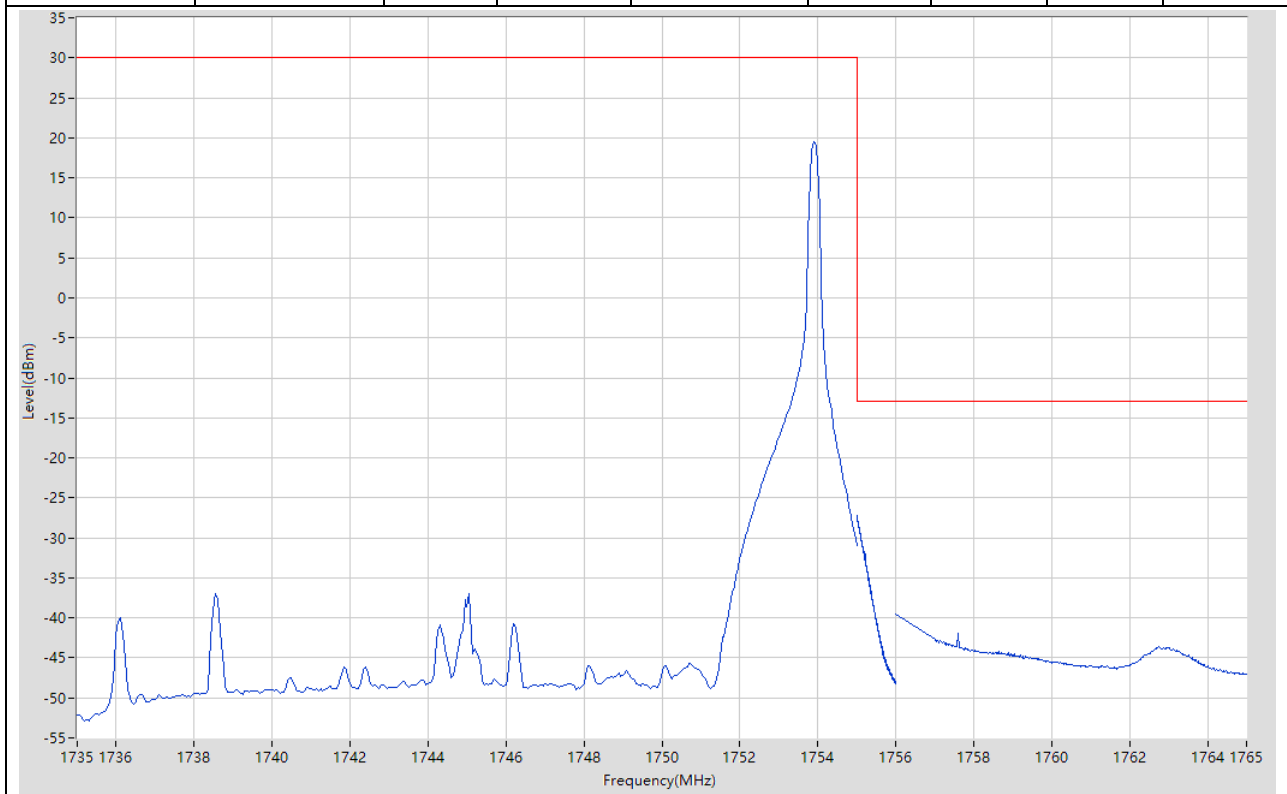
**9.44. LTE Band Edge\_Part22-24-27(NTNV)(Subtest:44, Channel:20050, Bandwidth:20, Modulation:Q16, RB Number: 100, RB Position:LOW)**

Start Frequency (MHz)	Stop Frequency (MHz)	RBW (MHz)	Detector	Frequency (MHz)	Power (dBm)	Limit (dBm)	Verdict	Sweep Point
1700	1708	1	RMS	1707.98	-30.19	-13	Pass	401
1708	1709	1	RMS	1709	-29.37	-13	Pass	2
1709	1710	0.2	RMS	1709.98	-35.62	-13	Pass	401
1710	1730	0.1	RMS	1722.95	-1.59	30	Pass	401



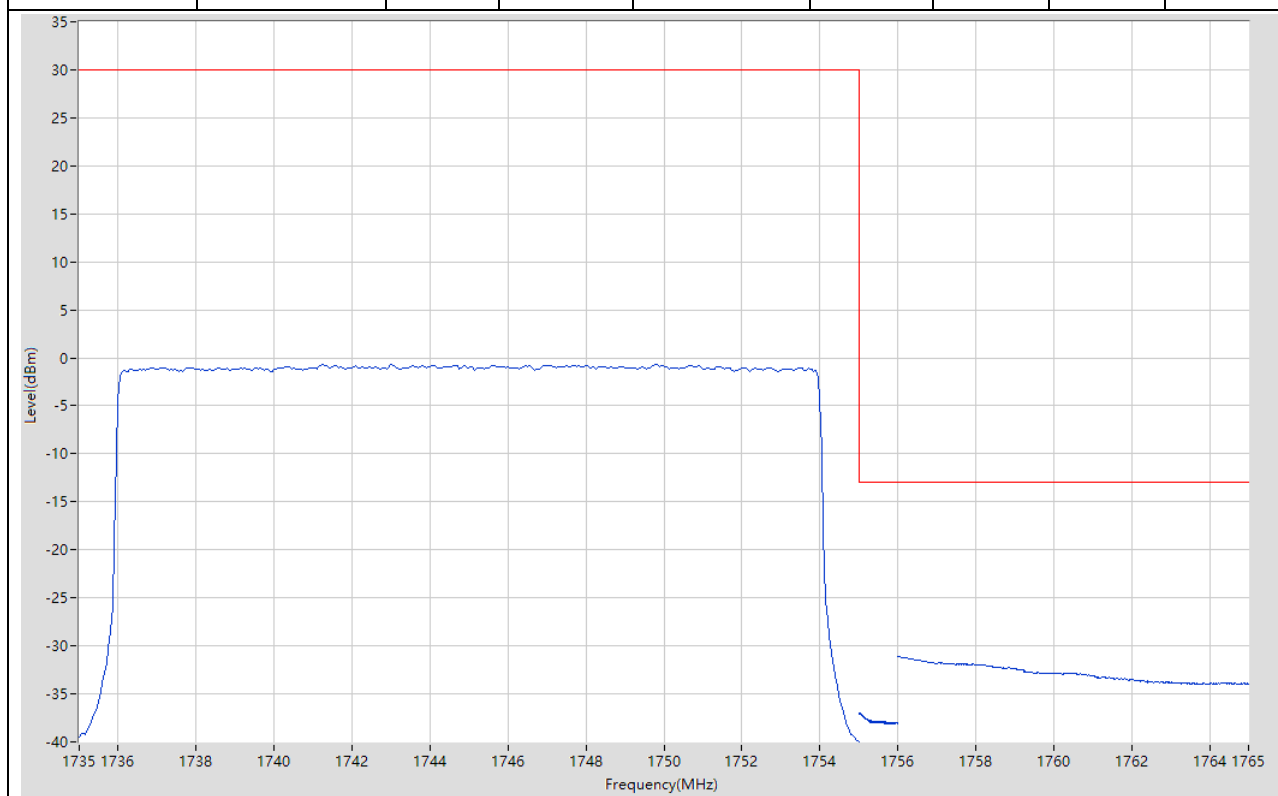
**9.45. LTE Band Edge\_Part22-24-27(NTNV)(Subtest:45, Channel:20300, Bandwidth:20, Modulation:QPSK, RB Number: 1, RB Position:HIGH)**

Start Frequency (MHz)	Stop Frequency (MHz)	RBW (MHz)	Detector	Frequency (MHz)	Power (dBm)	Limit (dBm)	Verdict	Sweep Point
1735	1755	0.1	RMS	1753.9	19.49	30	Pass	401
1755	1756	0.2	RMS	1755.005	-27.18	-13	Pass	401
1756	1757	1	RMS	1756	-39.52	-13	Pass	2
1757	1765	1	RMS	1757.6	-41.96	-13	Pass	401



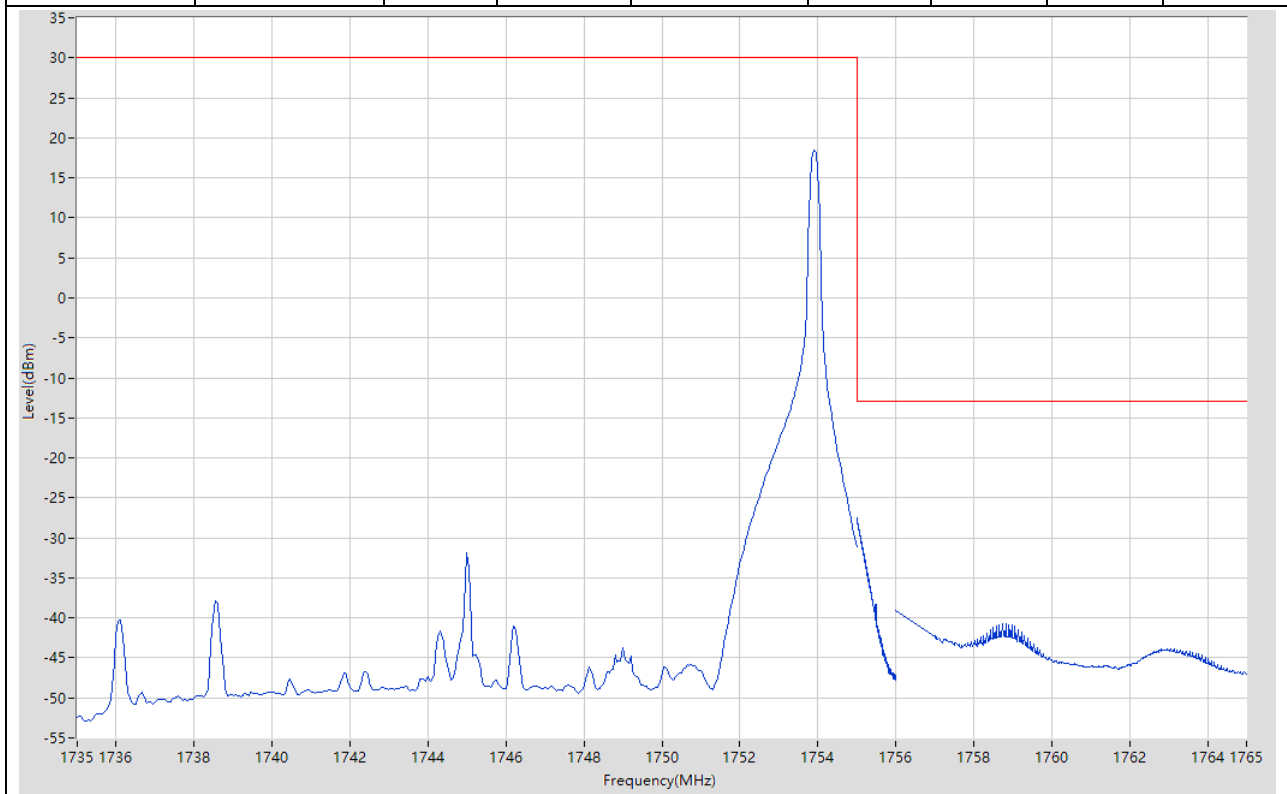
**9.46. LTE Band Edge\_Part22-24-27(NTNV)(Subtest:46, Channel:20300, Bandwidth:20, Modulation:QPSK, RB Number: 100, RB Position:HIGH)**

Start Frequency (MHz)	Stop Frequency (MHz)	RBW (MHz)	Detector	Frequency (MHz)	Power (dBm)	Limit (dBm)	Verdict	Sweep Point
1735	1755	0.1	RMS	1743	-0.7	30	Pass	401
1755	1756	0.2	RMS	1755.003	-36.95	-13	Pass	401
1756	1757	1	RMS	1756	-31.1	-13	Pass	2
1757	1765	1	RMS	1757.06	-31.75	-13	Pass	401



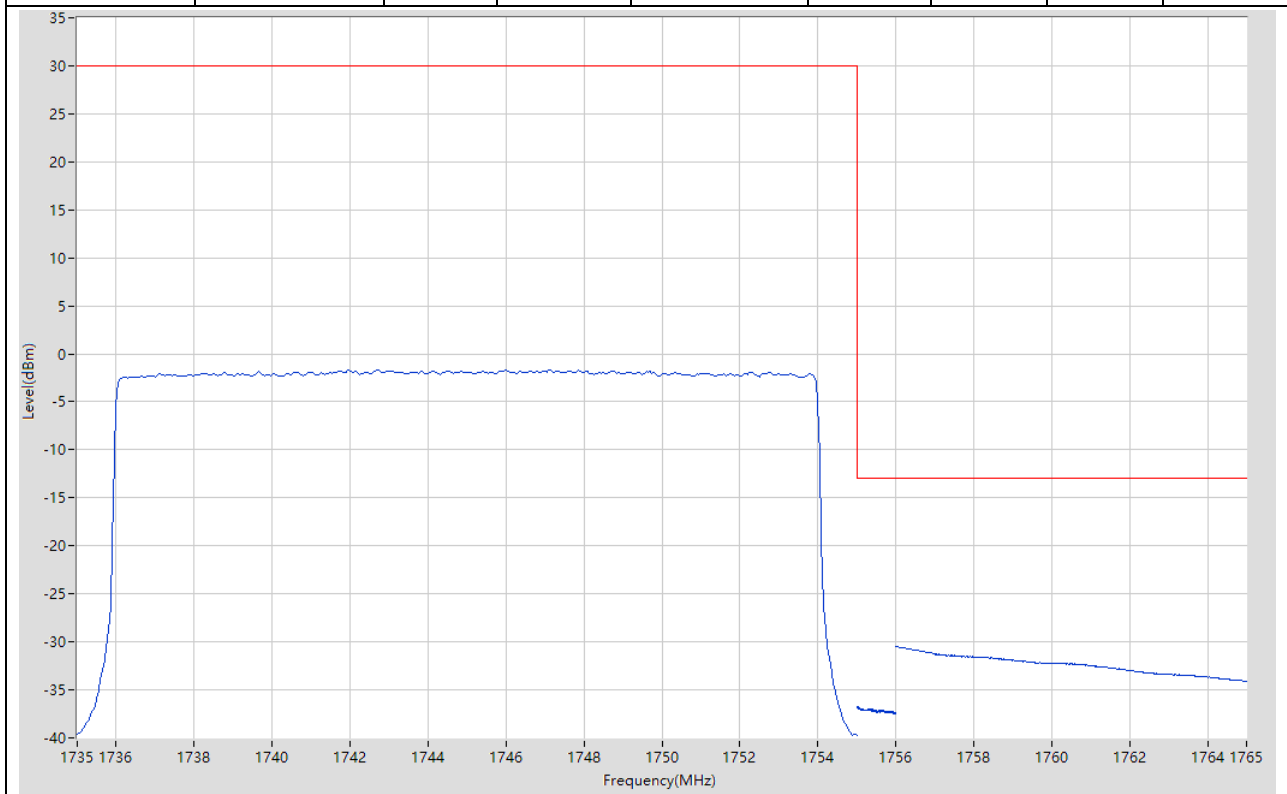
**9.47. LTE Band Edge\_Part22-24-27(NTNV)(Subtest:47, Channel:20300, Bandwidth:20, Modulation:Q16, RB Number: 1, RB Position:HIGH)**

Start Frequency (MHz)	Stop Frequency (MHz)	RBW (MHz)	Detector	Frequency (MHz)	Power (dBm)	Limit (dBm)	Verdict	Sweep Point
1735	1755	0.1	RMS	1753.9	18.49	30	Pass	401
1755	1756	0.2	RMS	1755.003	-27.43	-13	Pass	401
1756	1757	1	RMS	1756	-39.13	-13	Pass	2
1757	1765	1	RMS	1758.74	-40.74	-13	Pass	401



**9.48. LTE Band Edge\_Part22-24-27(NTNV)(Subtest:48, Channel:20300, Bandwidth:20, Modulation:Q16, RB Number: 100, RB Position:HIGH)**

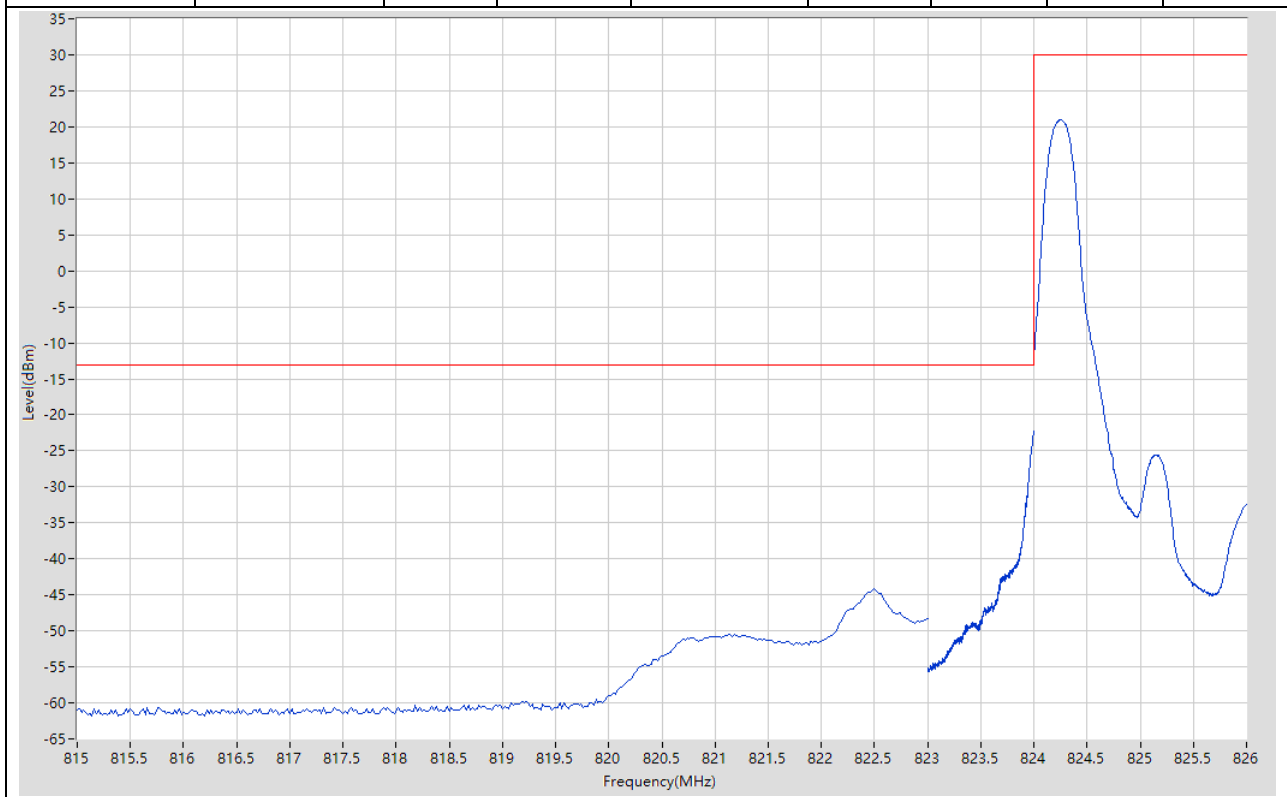
Start Frequency (MHz)	Stop Frequency (MHz)	RBW (MHz)	Detector	Frequency (MHz)	Power (dBm)	Limit (dBm)	Verdict	Sweep Point
1735	1755	0.1	RMS	1742.7	-1.7	30	Pass	401
1755	1756	0.2	RMS	1755.01	-36.75	-13	Pass	401
1756	1757	1	RMS	1756	-30.5	-13	Pass	2
1757	1765	1	RMS	1757.1	-31.26	-13	Pass	401



## 10. LTE\_Band5

### 10.1. LTE Band Edge\_Part22-24-27(NTNV)(Subtest:1, Channel:20407, Bandwidth:1.4, Modulation:QPSK, RB Number: 1, RB Position:LOW)

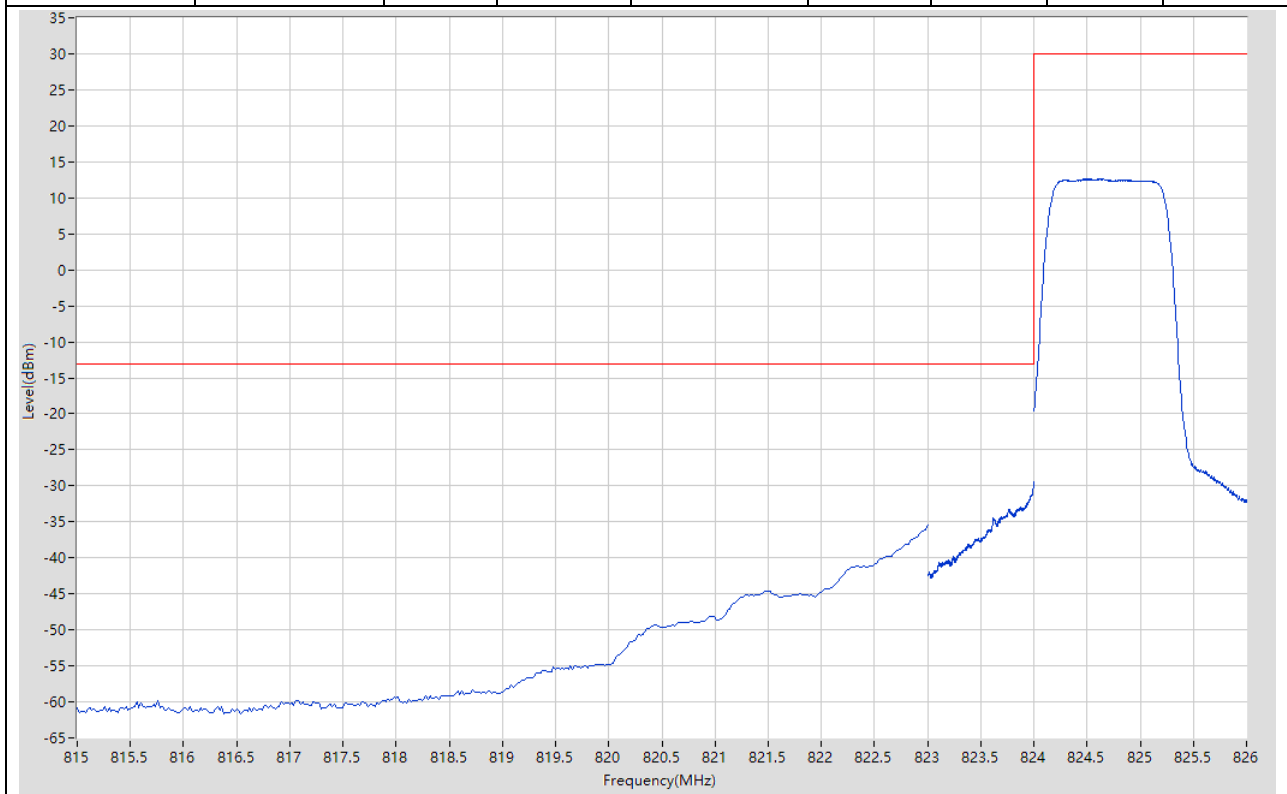
Start Frequency (MHz)	Stop Frequency (MHz)	RBW (MHz)	Detector	Frequency (MHz)	Power (dBm)	Limit (dBm)	Verdict	Sweep Point
815	823	0.1	RMS	822.5	-44.21	-13	Pass	401
823	824	0.02	RMS	824	-22.32	-13	Pass	401
824	826	0.1	RMS	824.24	20.95	30	Pass	401





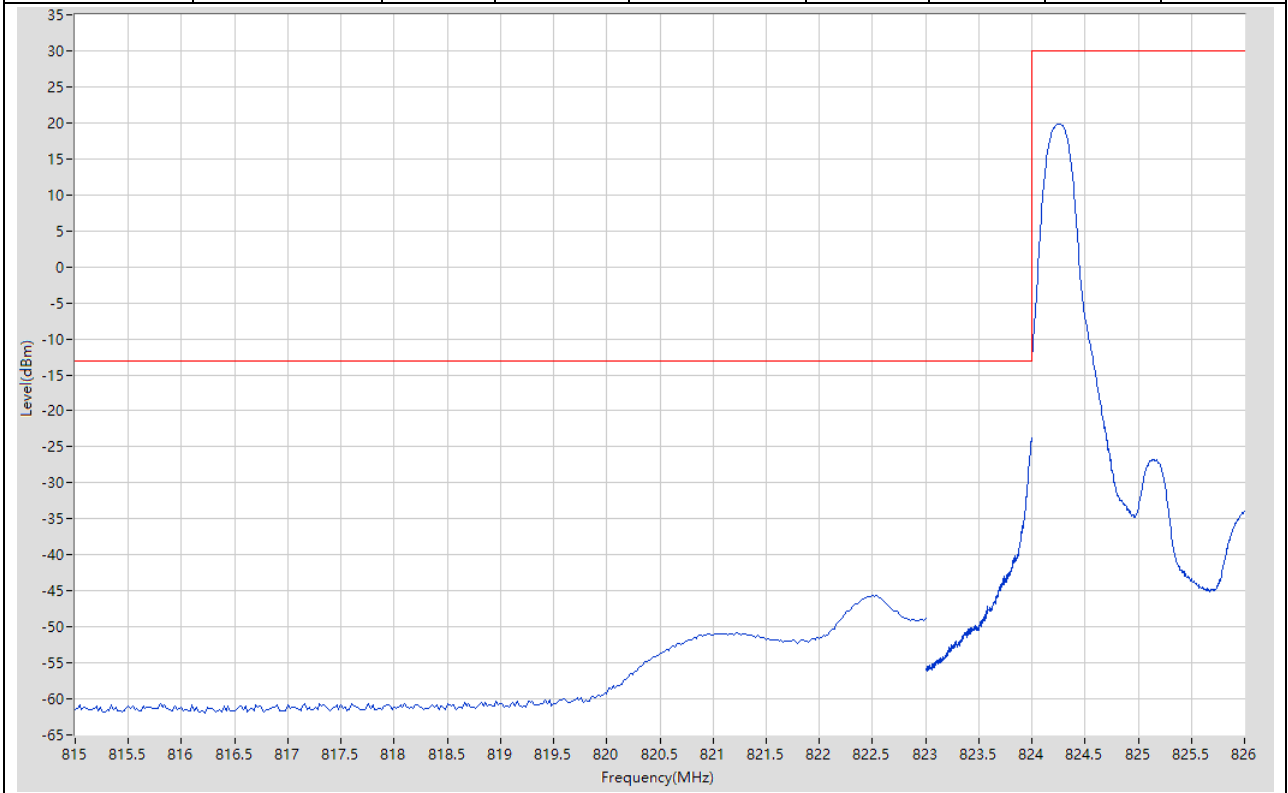
**10.2. LTE Band Edge\_Part22-24-27(NTNV)(Subtest:2, Channel:20407, Bandwidth:1.4, Modulation:QPSK, RB Number: 6, RB Position:LOW)**

Start Frequency (MHz)	Stop Frequency (MHz)	RBW (MHz)	Detector	Frequency (MHz)	Power (dBm)	Limit (dBm)	Verdict	Sweep Point
815	823	0.1	RMS	823	-35.52	-13	Pass	401
823	824	0.02	RMS	824	-29.48	-13	Pass	401
824	826	0.1	RMS	824.64	12.61	30	Pass	401



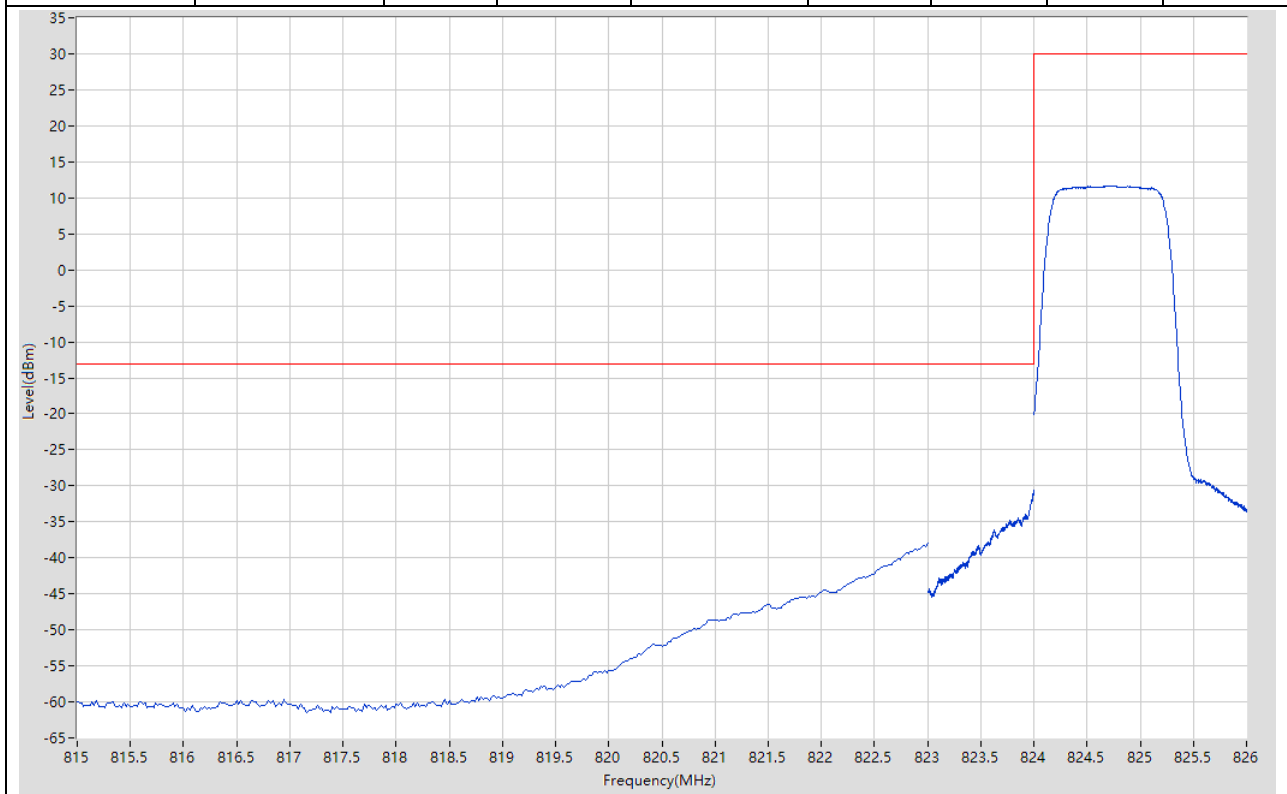
**10.3. LTE Band Edge\_Part22-24-27(NTNV)(Subtest:3, Channel:20407, Bandwidth:1.4, Modulation:Q16, RB Number: 1, RB Position:LOW)**

Start Frequency (MHz)	Stop Frequency (MHz)	RBW (MHz)	Detector	Frequency (MHz)	Power (dBm)	Limit (dBm)	Verdict	Sweep Point
815	823	0.1	RMS	822.5	-45.59	-13	Pass	401
823	824	0.02	RMS	824	-23.78	-13	Pass	401
824	826	0.1	RMS	824.255	19.88	30	Pass	401



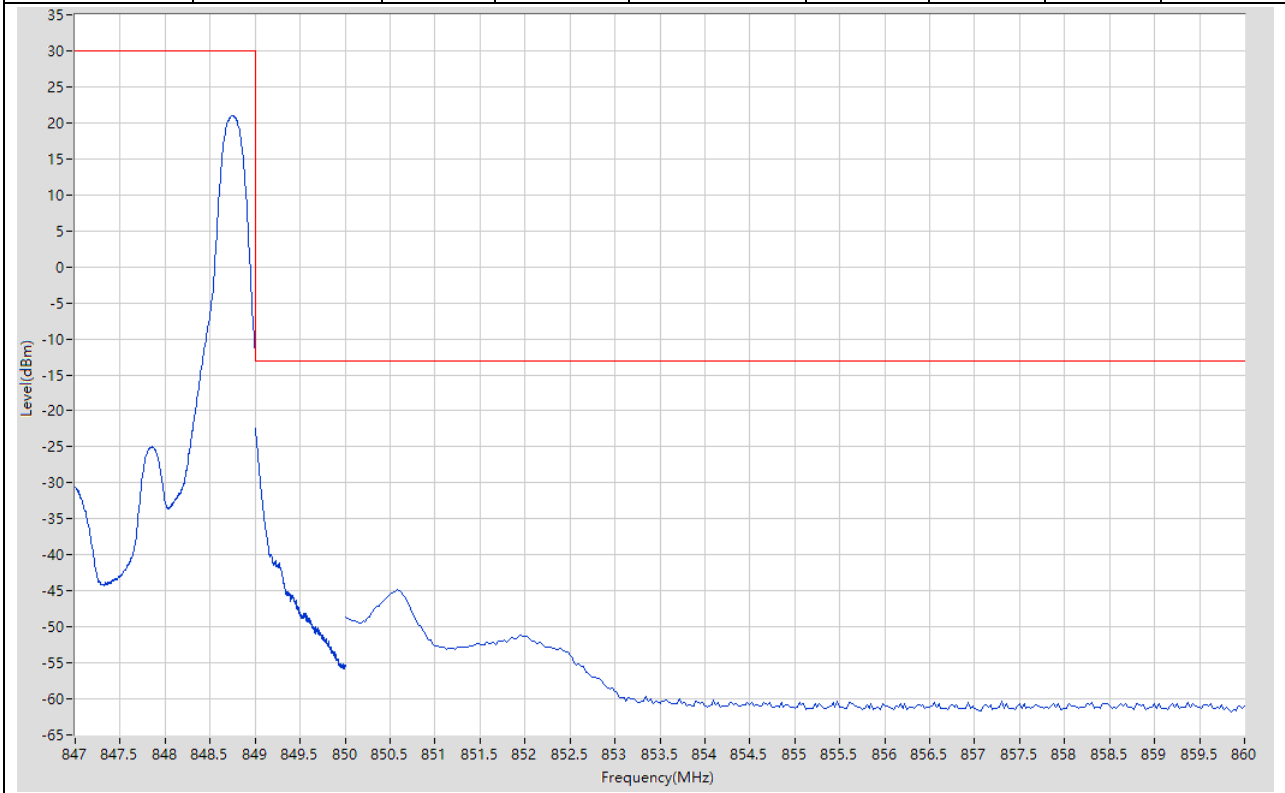
**10.4. LTE Band Edge\_Part22-24-27(NTNV)(Subtest:4, Channel:20407, Bandwidth:1.4, Modulation:Q16, RB Number: 6, RB Position:LOW)**

Start Frequency (MHz)	Stop Frequency (MHz)	RBW (MHz)	Detector	Frequency (MHz)	Power (dBm)	Limit (dBm)	Verdict	Sweep Point
815	823	0.1	RMS	823	-37.91	-13	Pass	401
823	824	0.02	RMS	824	-30.54	-13	Pass	401
824	826	0.1	RMS	824.75	11.68	30	Pass	401



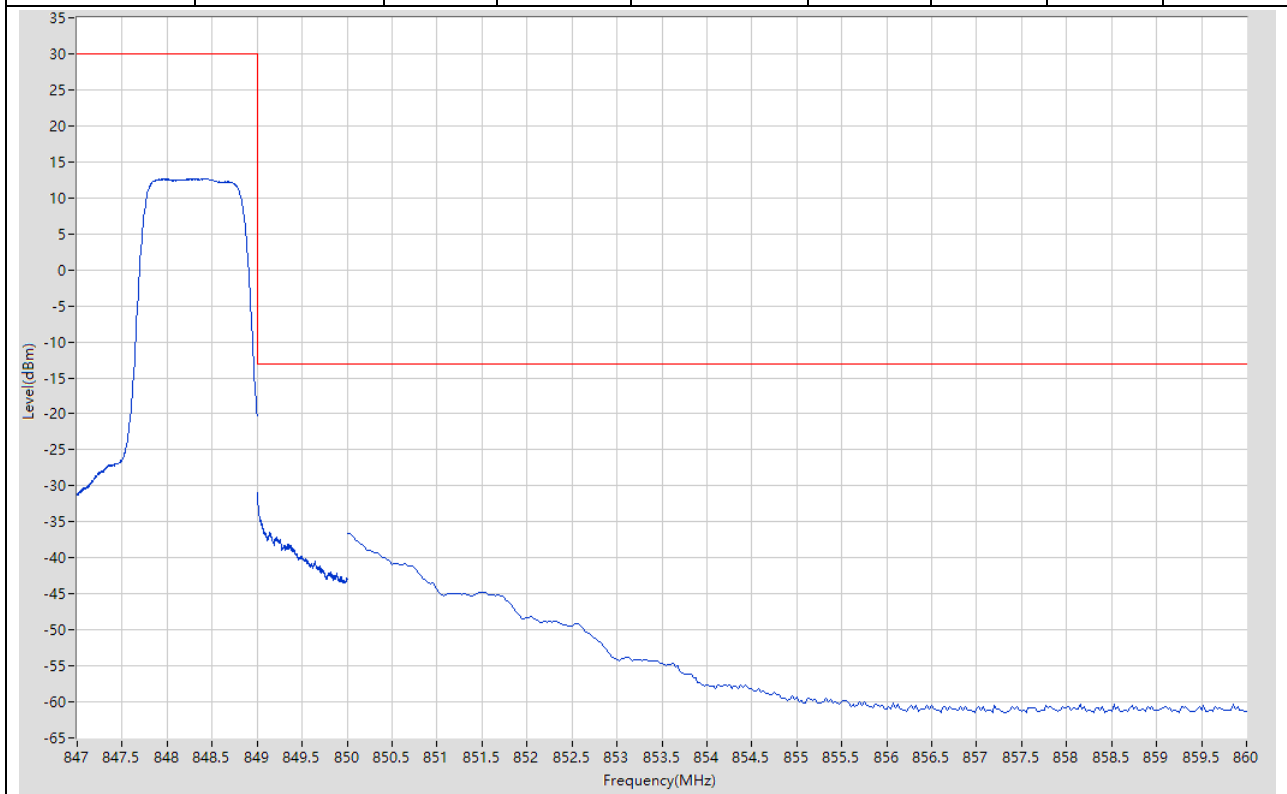
**10.5. LTE Band Edge\_Part22-24-27(NTNV)(Subtest:5, Channel:20643, Bandwidth:1.4, Modulation:QPSK, RB Number: 1, RB Position:HIGH)**

Start Frequency (MHz)	Stop Frequency (MHz)	RBW (MHz)	Detector	Frequency (MHz)	Power (dBm)	Limit (dBm)	Verdict	Sweep Point
847	849	0.1	RMS	848.75	20.95	30	Pass	401
849	850	0.02	RMS	849.003	-22.5	-13	Pass	401
850	860	0.1	RMS	850.575	-44.87	-13	Pass	401



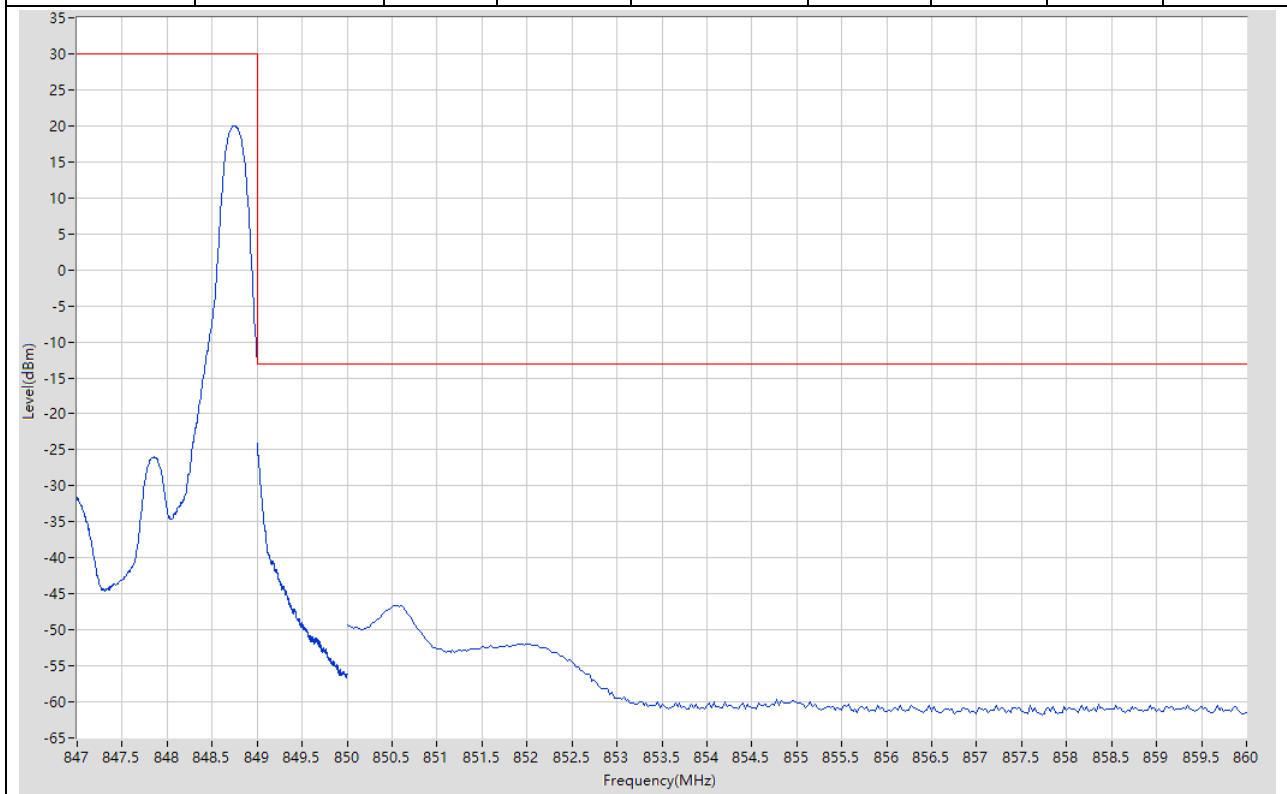
**10.6. LTE Band Edge\_Part22-24-27(NTNV)(Subtest:6, Channel:20643, Bandwidth:1.4, Modulation:QPSK, RB Number: 6, RB Position:HIGH)**

Start Frequency (MHz)	Stop Frequency (MHz)	RBW (MHz)	Detector	Frequency (MHz)	Power (dBm)	Limit (dBm)	Verdict	Sweep Point
847	849	0.1	RMS	848.29	12.65	30	Pass	401
849	850	0.02	RMS	849	-30.95	-13	Pass	401
850	860	0.1	RMS	850	-36.54	-13	Pass	401



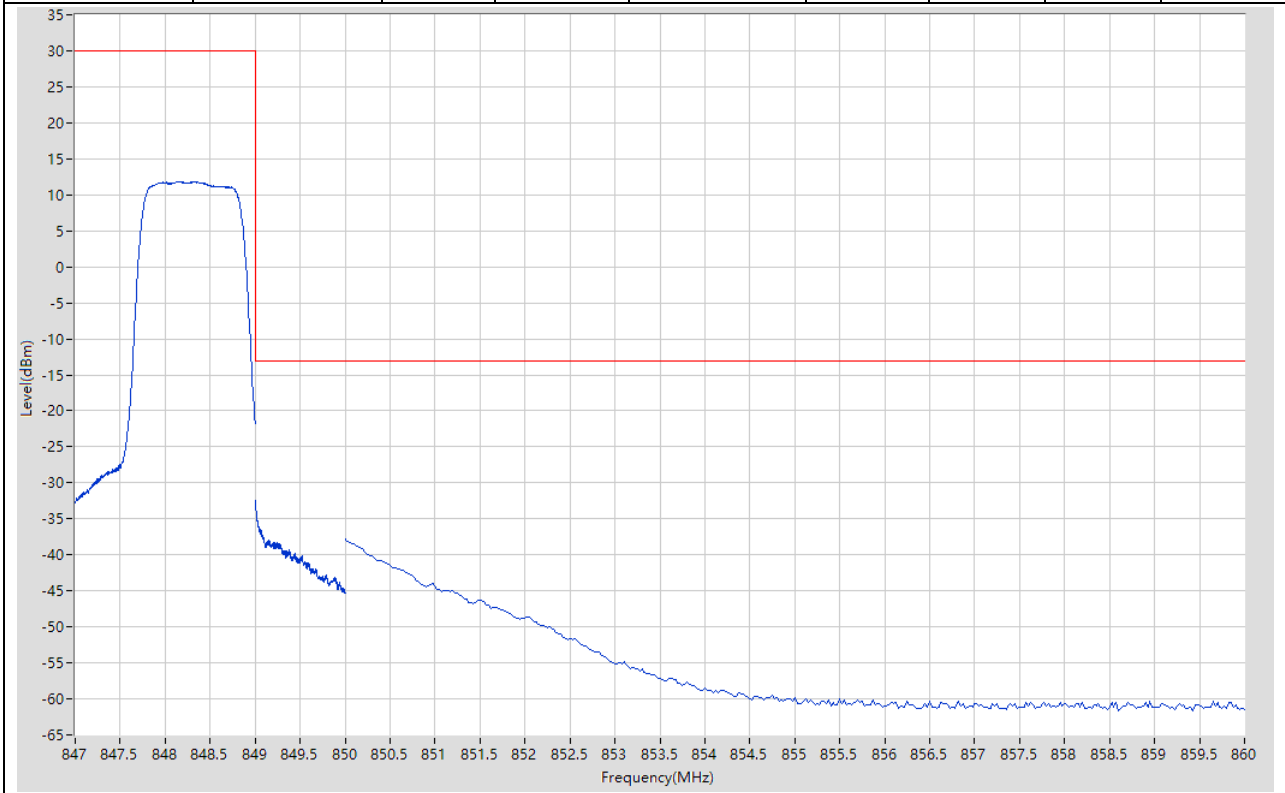
**10.7. LTE Band Edge\_Part22-24-27(NTNV)(Subtest:7, Channel:20643, Bandwidth:1.4, Modulation:Q16, RB Number: 1, RB Position:HIGH)**

Start Frequency (MHz)	Stop Frequency (MHz)	RBW (MHz)	Detector	Frequency (MHz)	Power (dBm)	Limit (dBm)	Verdict	Sweep Point
847	849	0.1	RMS	848.75	19.98	30	Pass	401
849	850	0.02	RMS	849	-24.18	-13	Pass	401
850	860	0.1	RMS	850.525	-46.55	-13	Pass	401



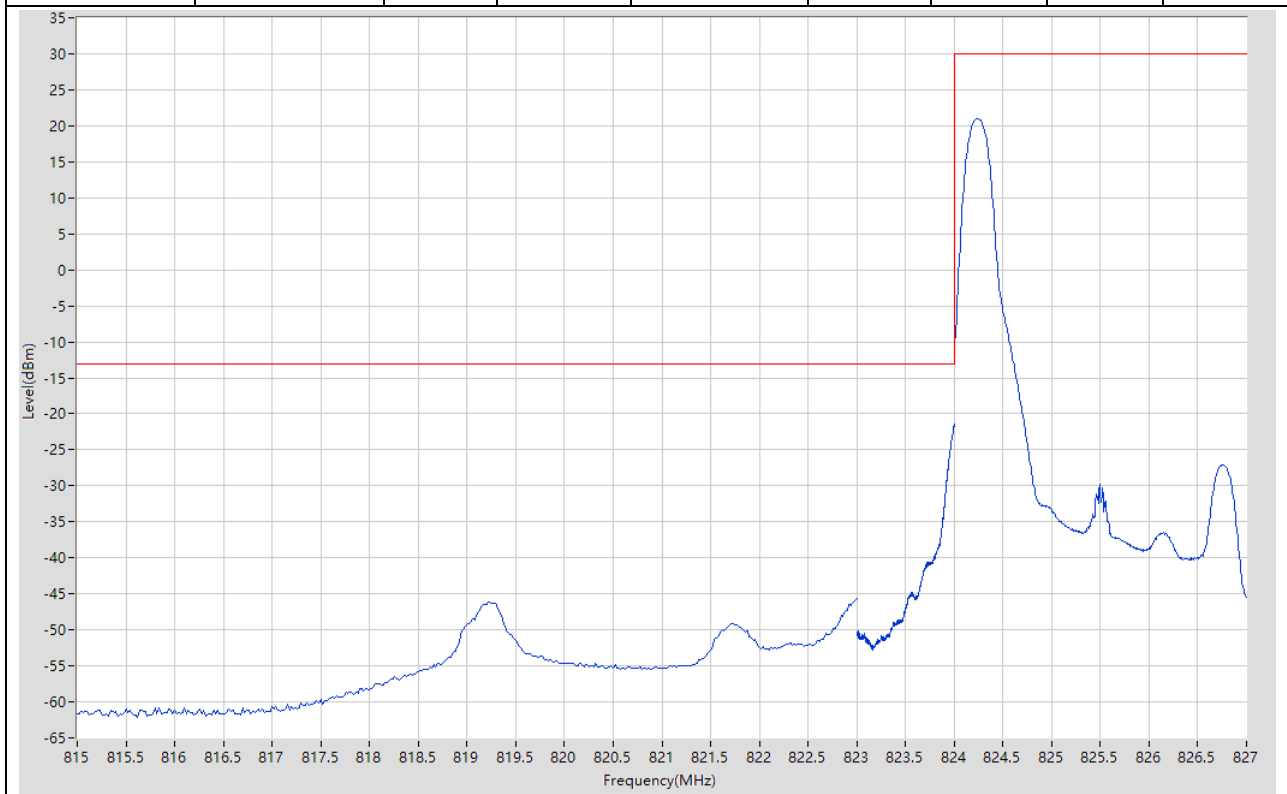
**10.8. LTE Band Edge\_Part22-24-27(NTNV)(Subtest:8, Channel:20643, Bandwidth:1.4, Modulation:Q16, RB Number: 6, RB Position:HIGH)**

Start Frequency (MHz)	Stop Frequency (MHz)	RBW (MHz)	Detector	Frequency (MHz)	Power (dBm)	Limit (dBm)	Verdict	Sweep Point
847	849	0.1	RMS	848.32	11.83	30	Pass	401
849	850	0.02	RMS	849	-32.53	-13	Pass	401
850	860	0.1	RMS	850	-37.75	-13	Pass	401



**10.9. LTE Band Edge\_Part22-24-27(NTNV)(Subtest:9, Channel:20415, Bandwidth:3, Modulation:QPSK, RB Number: 1, RB Position:LOW)**

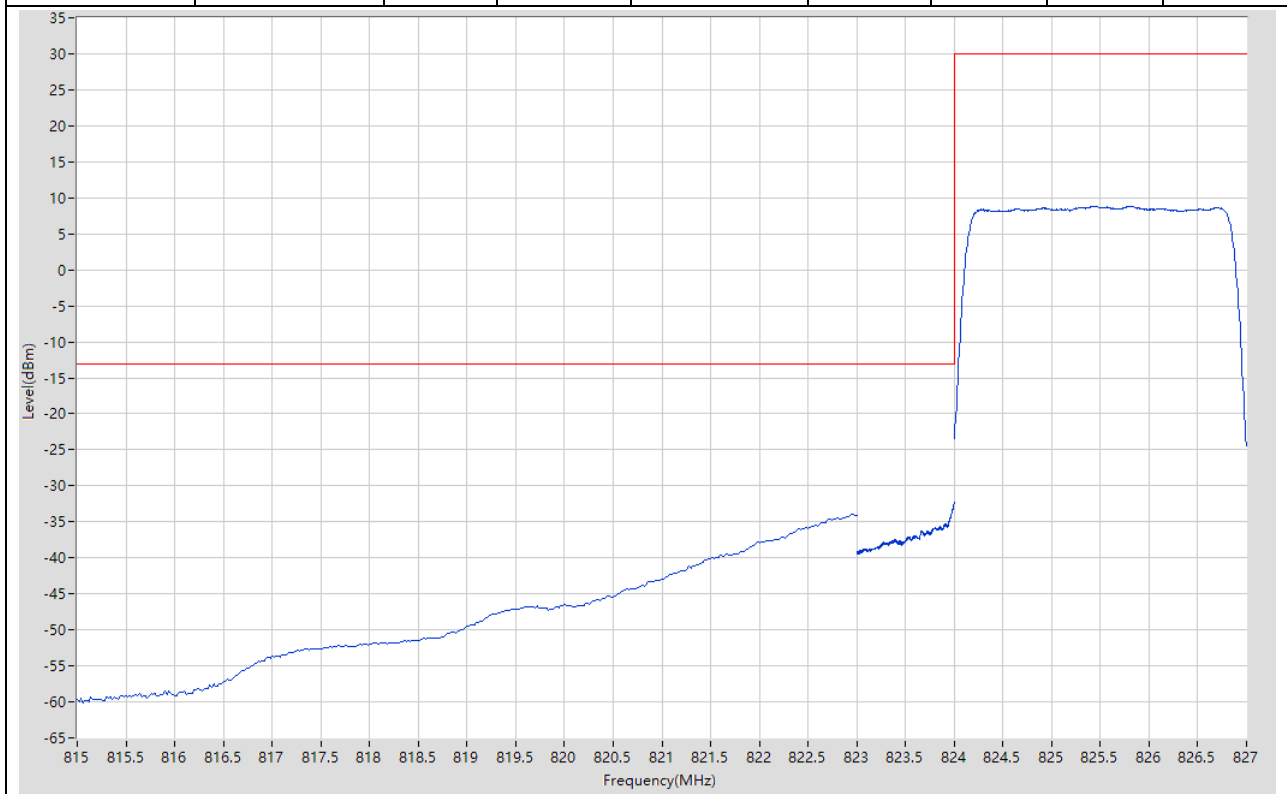
Start Frequency (MHz)	Stop Frequency (MHz)	RBW (MHz)	Detector	Frequency (MHz)	Power (dBm)	Limit (dBm)	Verdict	Sweep Point
815	823	0.1	RMS	823	-45.62	-13	Pass	401
823	824	0.03	RMS	824	-21.41	-13	Pass	401
824	827	0.1	RMS	824.24	21.01	30	Pass	401





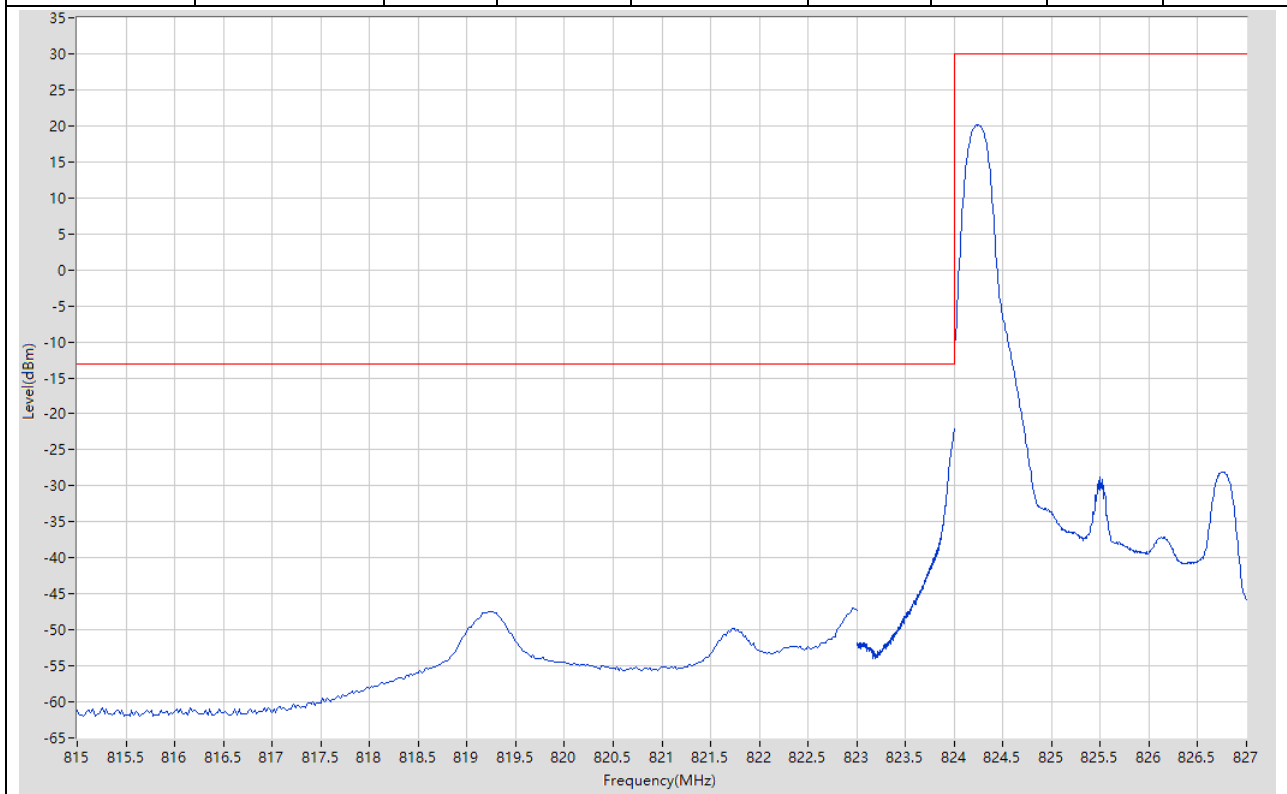
**10.10. LTE Band Edge\_Part22-24-27(NTNV)(Subtest:10, Channel:20415, Bandwidth:3, Modulation:QPSK, RB Number: 15, RB Position:LOW)**

Start Frequency (MHz)	Stop Frequency (MHz)	RBW (MHz)	Detector	Frequency (MHz)	Power (dBm)	Limit (dBm)	Verdict	Sweep Point
815	823	0.1	RMS	822.96	-33.97	-13	Pass	401
823	824	0.03	RMS	824	-32.29	-13	Pass	401
824	827	0.1	RMS	825.815	8.85	30	Pass	401



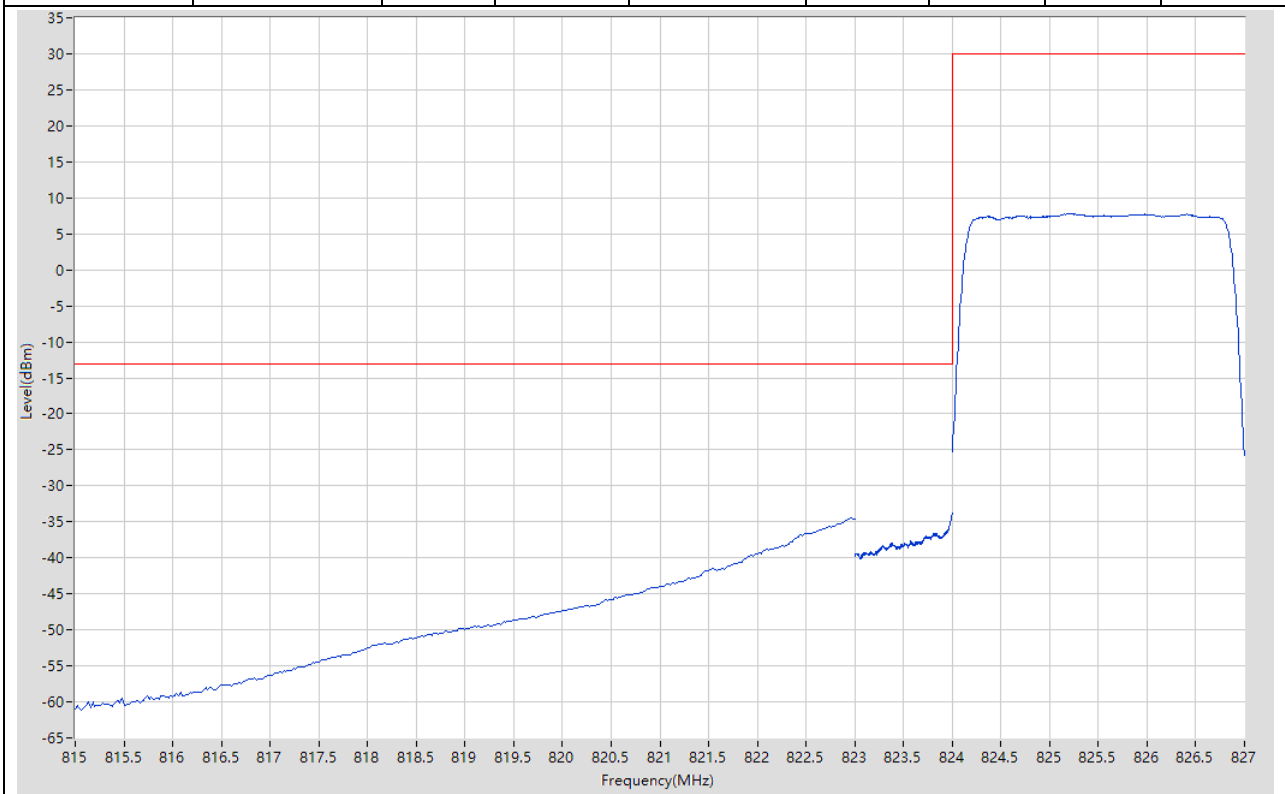
**10.11. LTE Band Edge\_Part22-24-27(NTNV)(Subtest:11, Channel:20415, Bandwidth:3, Modulation:Q16, RB Number: 1, RB Position:LOW)**

Start Frequency (MHz)	Stop Frequency (MHz)	RBW (MHz)	Detector	Frequency (MHz)	Power (dBm)	Limit (dBm)	Verdict	Sweep Point
815	823	0.1	RMS	822.96	-46.98	-13	Pass	401
823	824	0.03	RMS	824	-22.06	-13	Pass	401
824	827	0.1	RMS	824.248	20.16	30	Pass	401



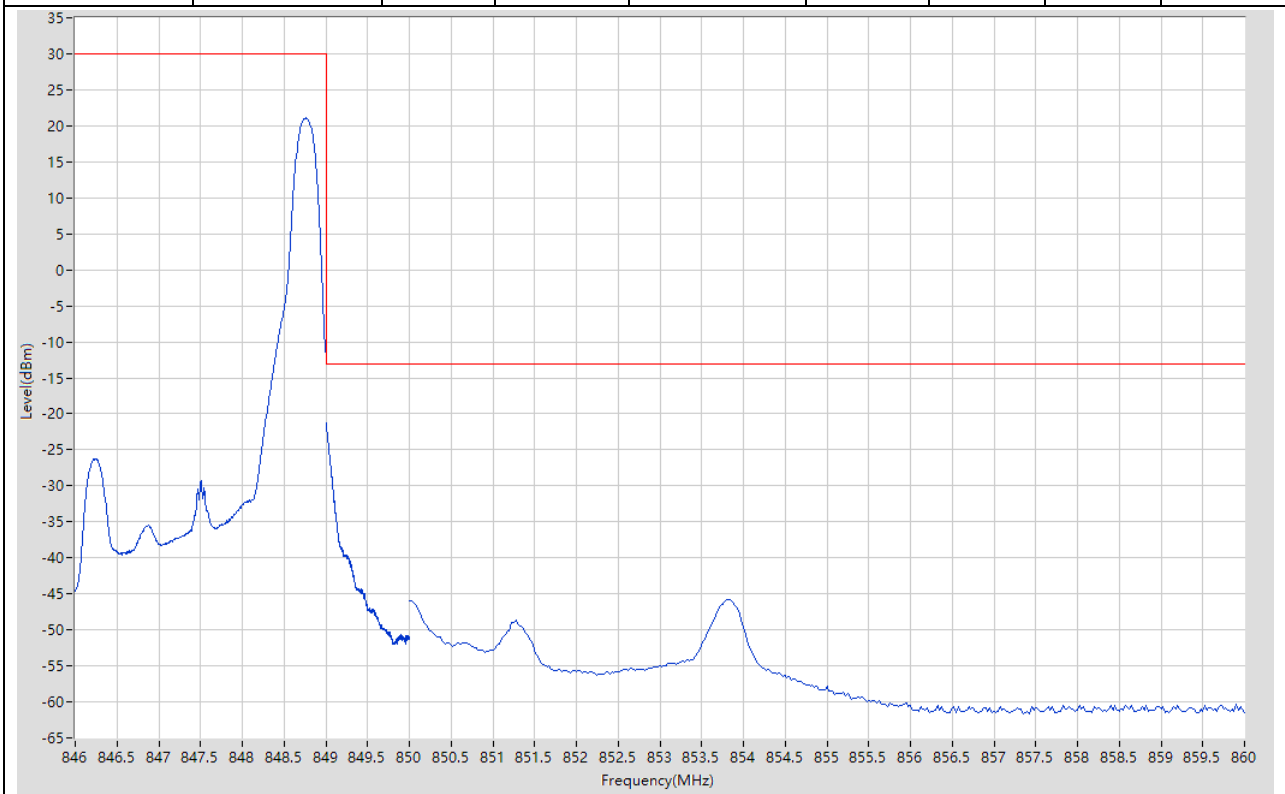
**10.12. LTE Band Edge\_Part22-24-27(NTNV)(Subtest:12, Channel:20415, Bandwidth:3, Modulation:Q16, RB Number: 15, RB Position:LOW)**

Start Frequency (MHz)	Stop Frequency (MHz)	RBW (MHz)	Detector	Frequency (MHz)	Power (dBm)	Limit (dBm)	Verdict	Sweep Point
815	823	0.1	RMS	822.96	-34.52	-13	Pass	401
823	824	0.03	RMS	824	-33.81	-13	Pass	401
824	827	0.1	RMS	825.23	7.75	30	Pass	401



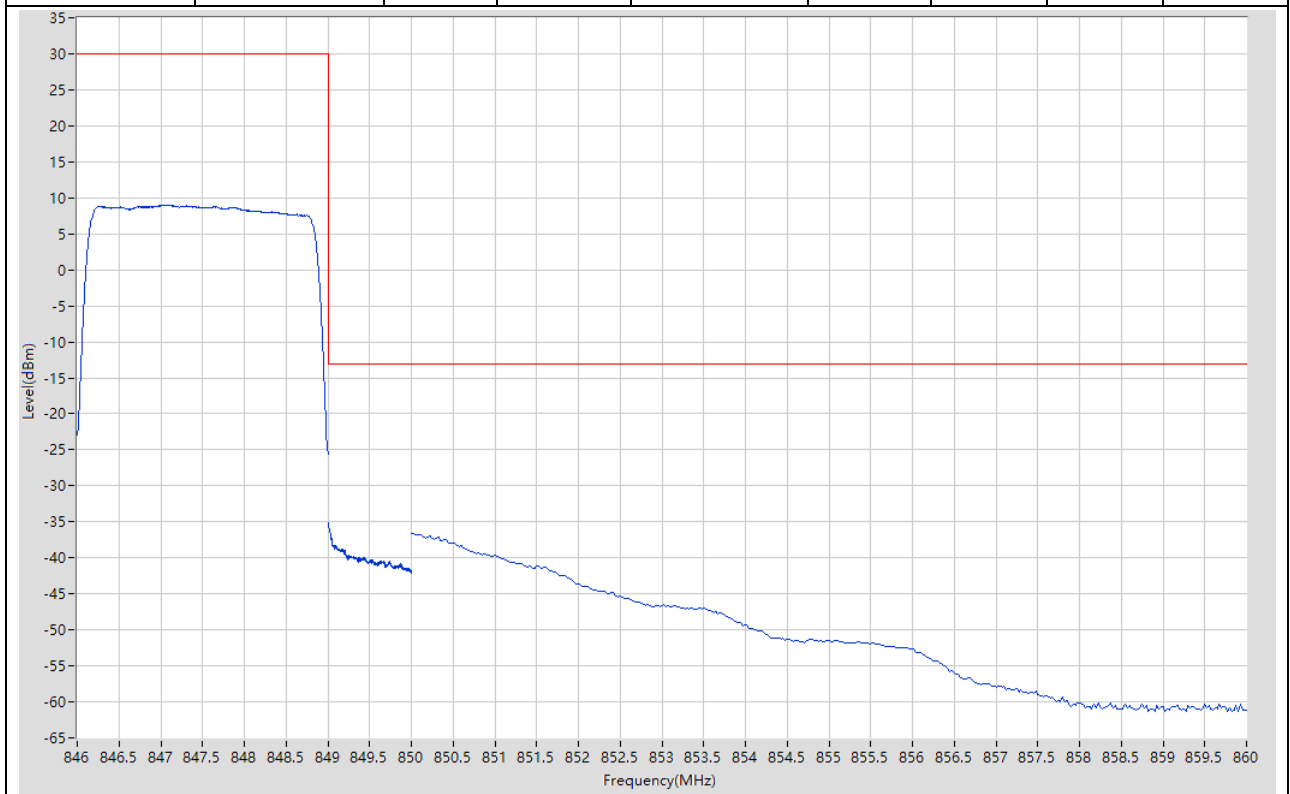
**10.13. LTE Band Edge\_Part22-24-27(NTNV)(Subtest:13, Channel:20635, Bandwidth:3, Modulation:QPSK, RB Number: 1, RB Position:HIGH)**

Start Frequency (MHz)	Stop Frequency (MHz)	RBW (MHz)	Detector	Frequency (MHz)	Power (dBm)	Limit (dBm)	Verdict	Sweep Point
846	849	0.1	RMS	848.76	21.1	30	Pass	401
849	850	0.03	RMS	849	-21.27	-13	Pass	401
850	860	0.1	RMS	853.825	-45.74	-13	Pass	401



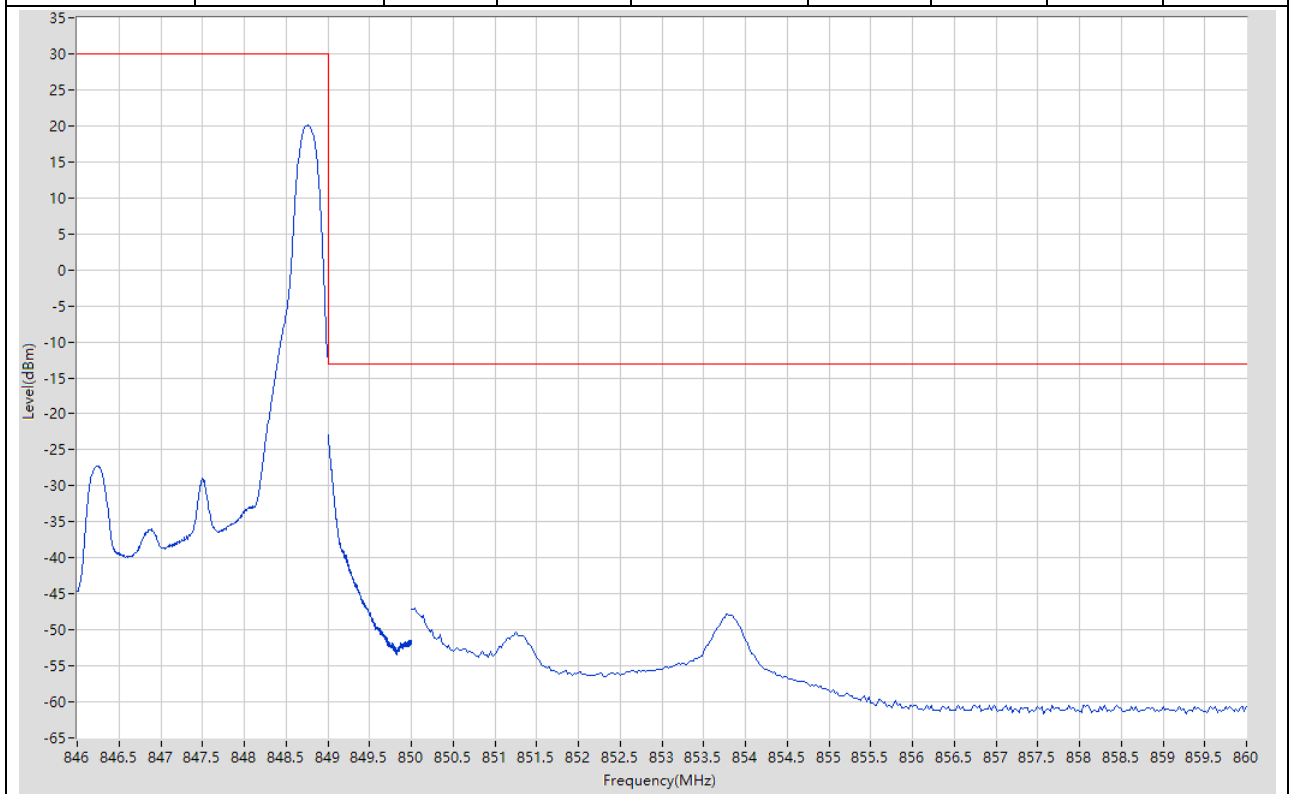
**10.14. LTE Band Edge\_Part22-24-27(NTNV)(Subtest:14, Channel:20635, Bandwidth:3, Modulation:QPSK, RB Number: 15, RB Position:HIGH)**

Start Frequency (MHz)	Stop Frequency (MHz)	RBW (MHz)	Detector	Frequency (MHz)	Power (dBm)	Limit (dBm)	Verdict	Sweep Point
846	849	0.1	RMS	847.065	9.04	30	Pass	401
849	850	0.03	RMS	849	-35.1	-13	Pass	401
850	860	0.1	RMS	850	-36.55	-13	Pass	401



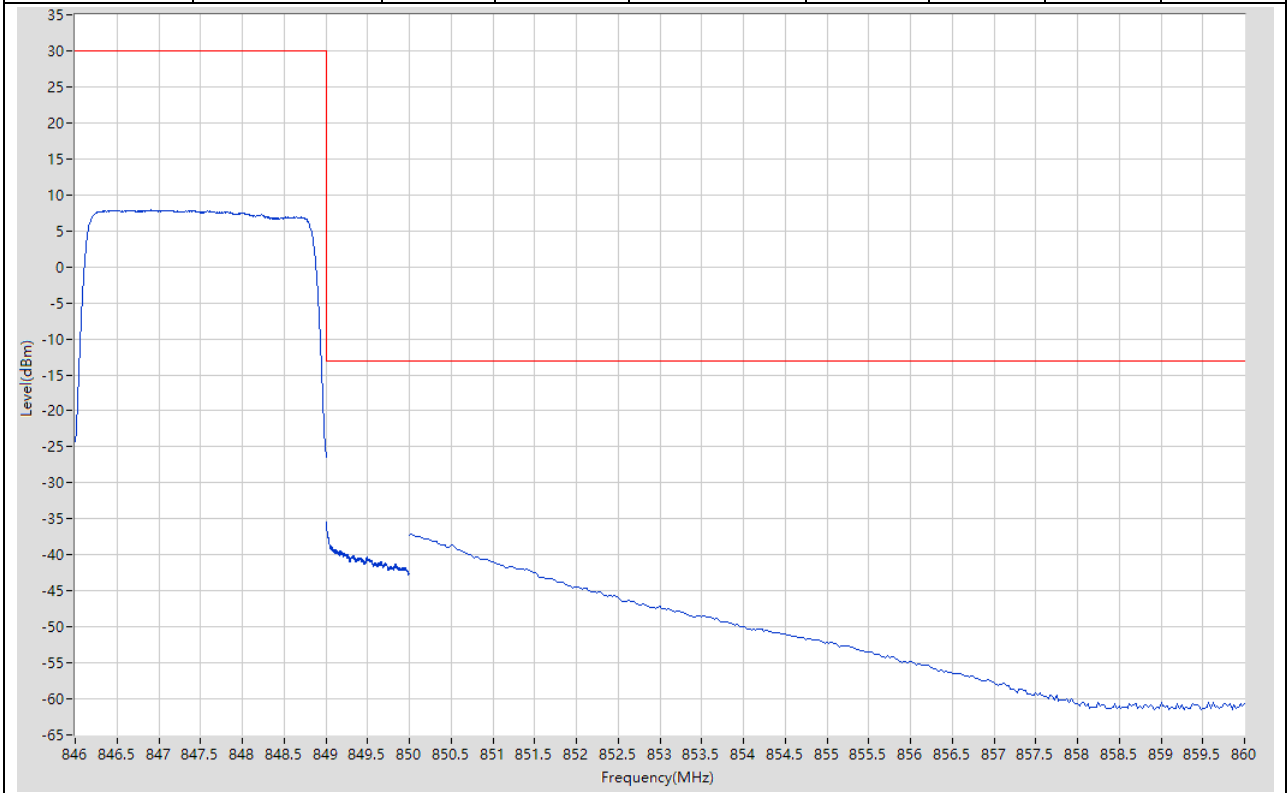
**10.15. LTE Band Edge\_Part22-24-27(NTNV)(Subtest:15, Channel:20635, Bandwidth:3, Modulation:Q16, RB Number: 1, RB Position:HIGH)**

Start Frequency (MHz)	Stop Frequency (MHz)	RBW (MHz)	Detector	Frequency (MHz)	Power (dBm)	Limit (dBm)	Verdict	Sweep Point
846	849	0.1	RMS	848.76	20.1	30	Pass	401
849	850	0.03	RMS	849	-22.94	-13	Pass	401
850	860	0.1	RMS	850.05	-46.96	-13	Pass	401



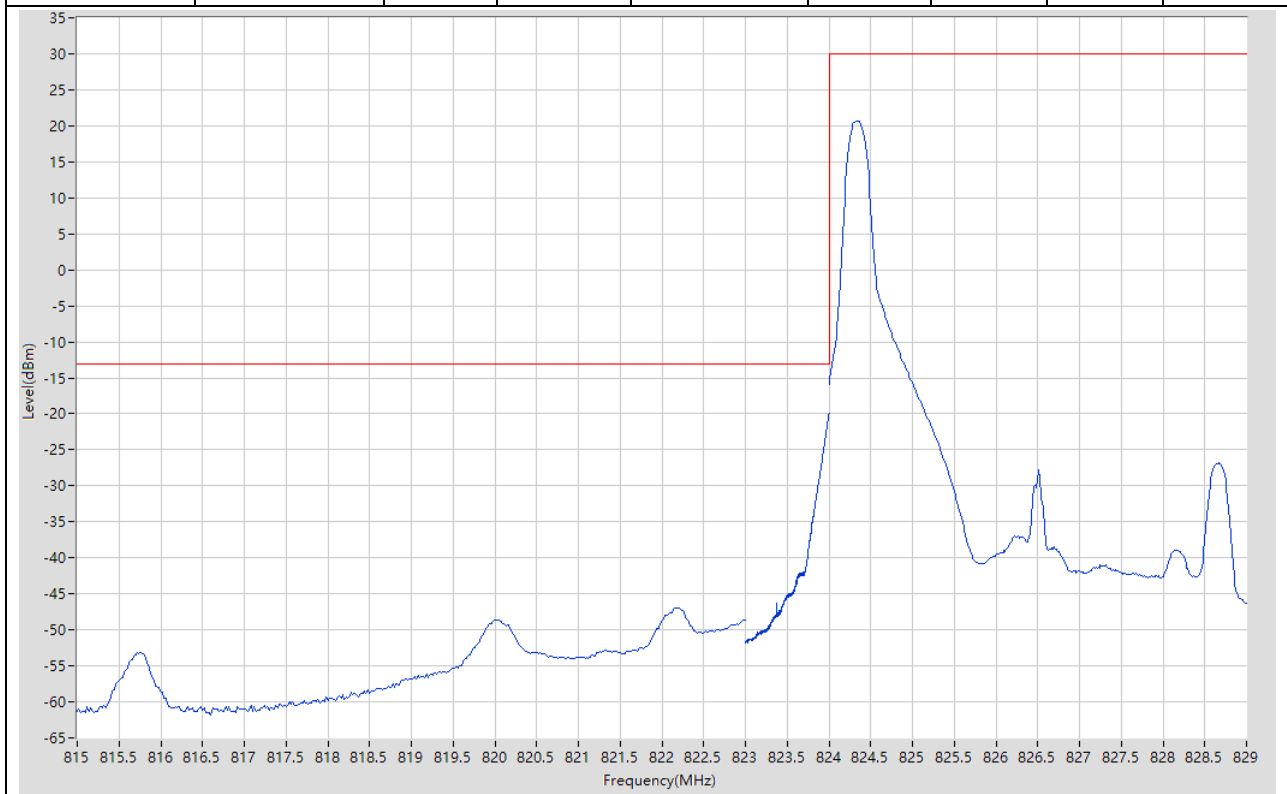
**10.16. LTE Band Edge\_Part22-24-27(NTNV)(Subtest:16, Channel:20635, Bandwidth:3, Modulation:Q16, RB Number: 15, RB Position:HIGH)**

Start Frequency (MHz)	Stop Frequency (MHz)	RBW (MHz)	Detector	Frequency (MHz)	Power (dBm)	Limit (dBm)	Verdict	Sweep Point
846	849	0.1	RMS	846.908	7.89	30	Pass	401
849	850	0.03	RMS	849.003	-35.52	-13	Pass	401
850	860	0.1	RMS	850.025	-37.12	-13	Pass	401



**10.17. LTE Band Edge\_Part22-24-27(NTNV)(Subtest:17, Channel:20425, Bandwidth:5, Modulation:QPSK, RB Number: 1, RB Position:LOW)**

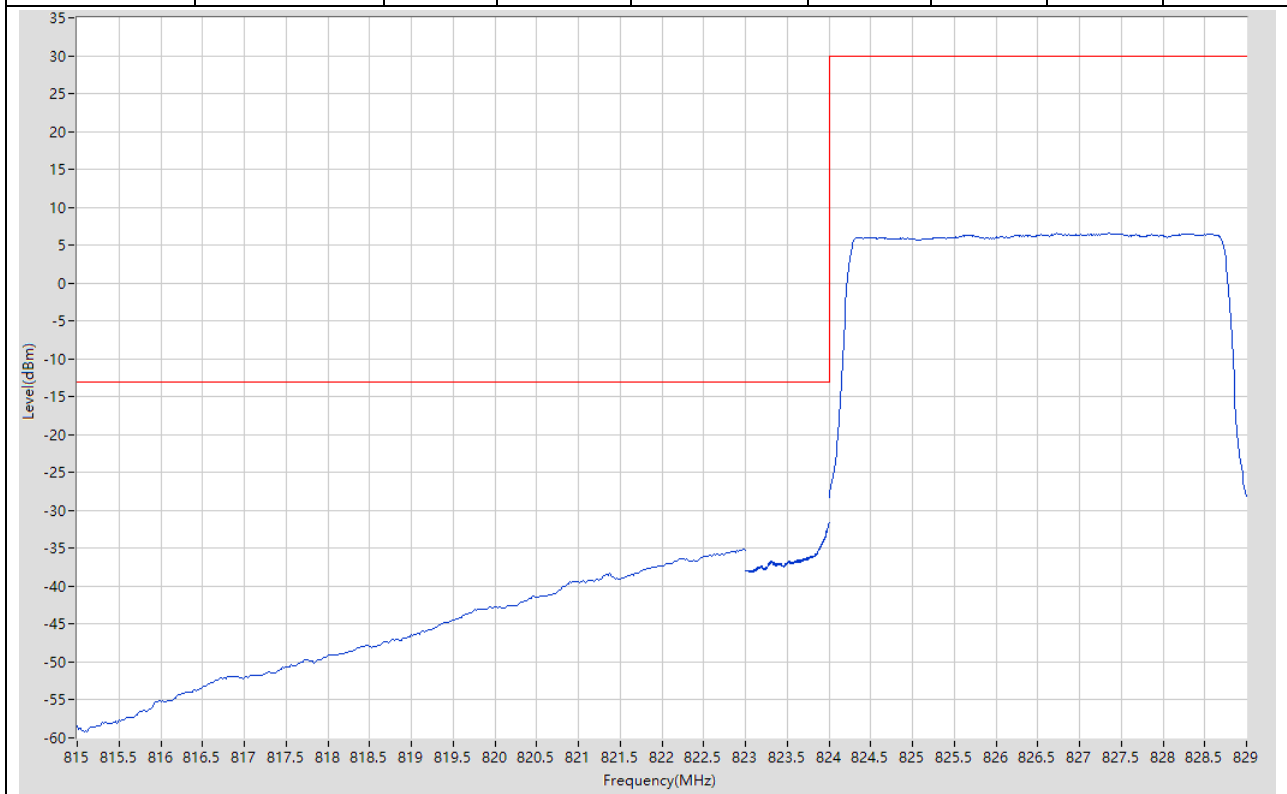
Start Frequency (MHz)	Stop Frequency (MHz)	RBW (MHz)	Detector	Frequency (MHz)	Power (dBm)	Limit (dBm)	Verdict	Sweep Point
815	823	0.1	RMS	822.18	-46.9	-13	Pass	401
823	824	0.051	RMS	824	-19.95	-13	Pass	401
824	829	0.1	RMS	824.338	20.69	30	Pass	401





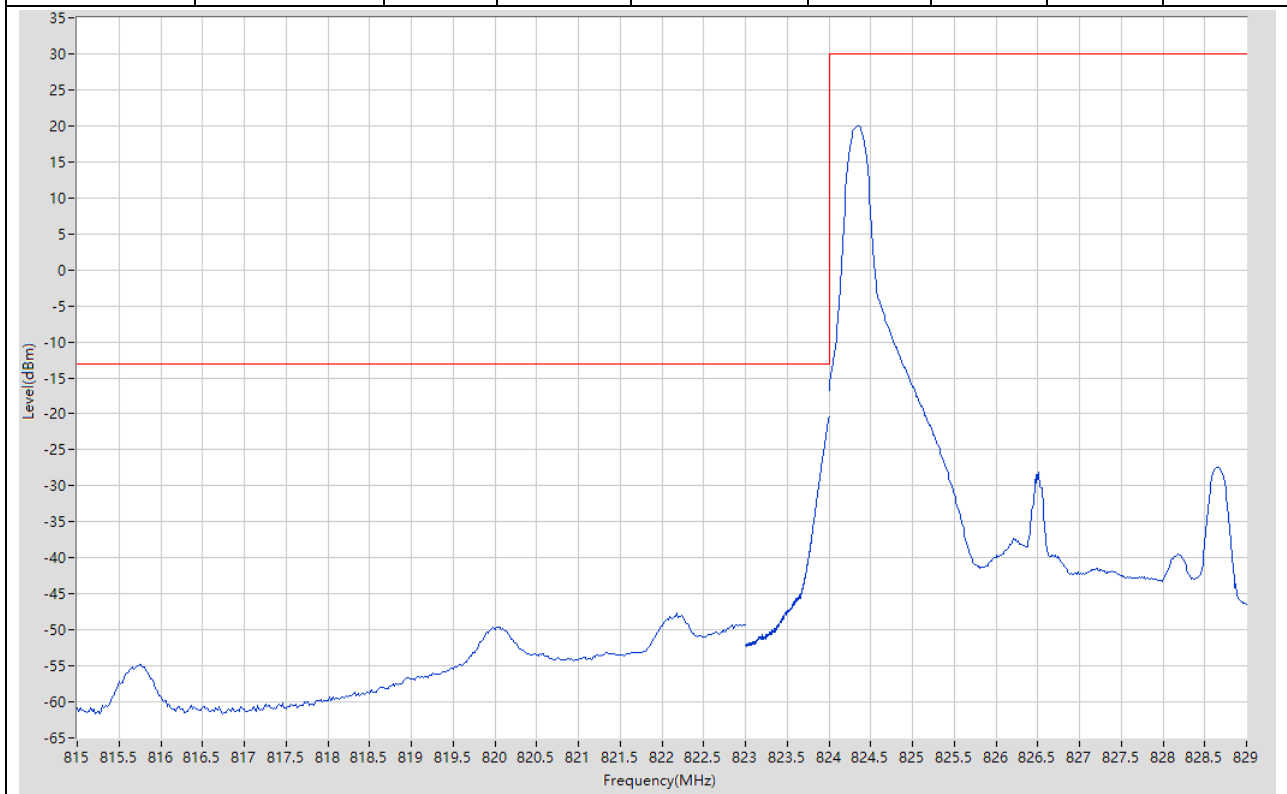
**10.18. LTE Band Edge\_Part22-24-27(NTNV)(Subtest:18, Channel:20425, Bandwidth:5, Modulation:QPSK, RB Number: 25, RB Position:LOW)**

Start Frequency (MHz)	Stop Frequency (MHz)	RBW (MHz)	Detector	Frequency (MHz)	Power (dBm)	Limit (dBm)	Verdict	Sweep Point
815	823	0.1	RMS	822.98	-35.11	-13	Pass	401
823	824	0.051	RMS	824	-31.57	-13	Pass	401
824	829	0.1	RMS	827.35	6.6	30	Pass	401



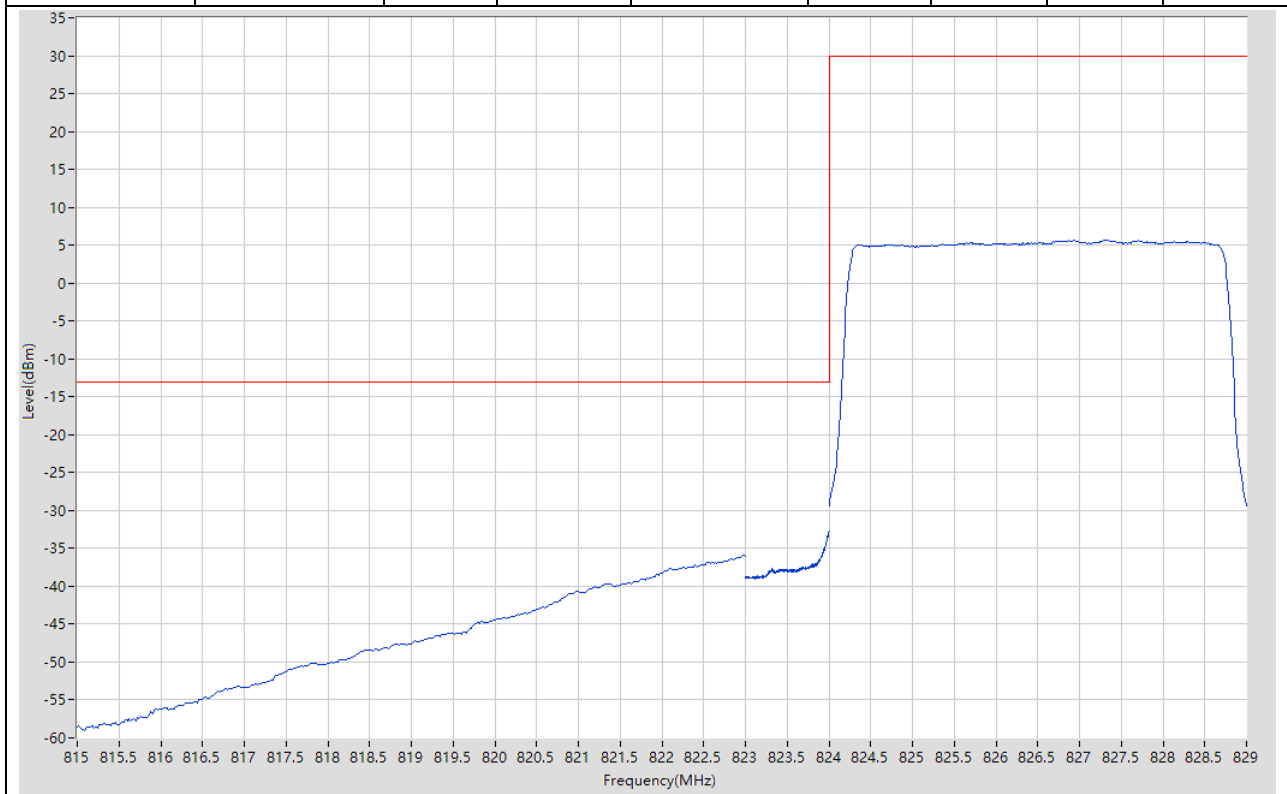
**10.19. LTE Band Edge\_Part22-24-27(NTNV)(Subtest:19, Channel:20425, Bandwidth:5, Modulation:Q16, RB Number: 1, RB Position:LOW)**

Start Frequency (MHz)	Stop Frequency (MHz)	RBW (MHz)	Detector	Frequency (MHz)	Power (dBm)	Limit (dBm)	Verdict	Sweep Point
815	823	0.1	RMS	822.18	-47.64	-13	Pass	401
823	824	0.051	RMS	824	-20.43	-13	Pass	401
824	829	0.1	RMS	824.338	19.98	30	Pass	401



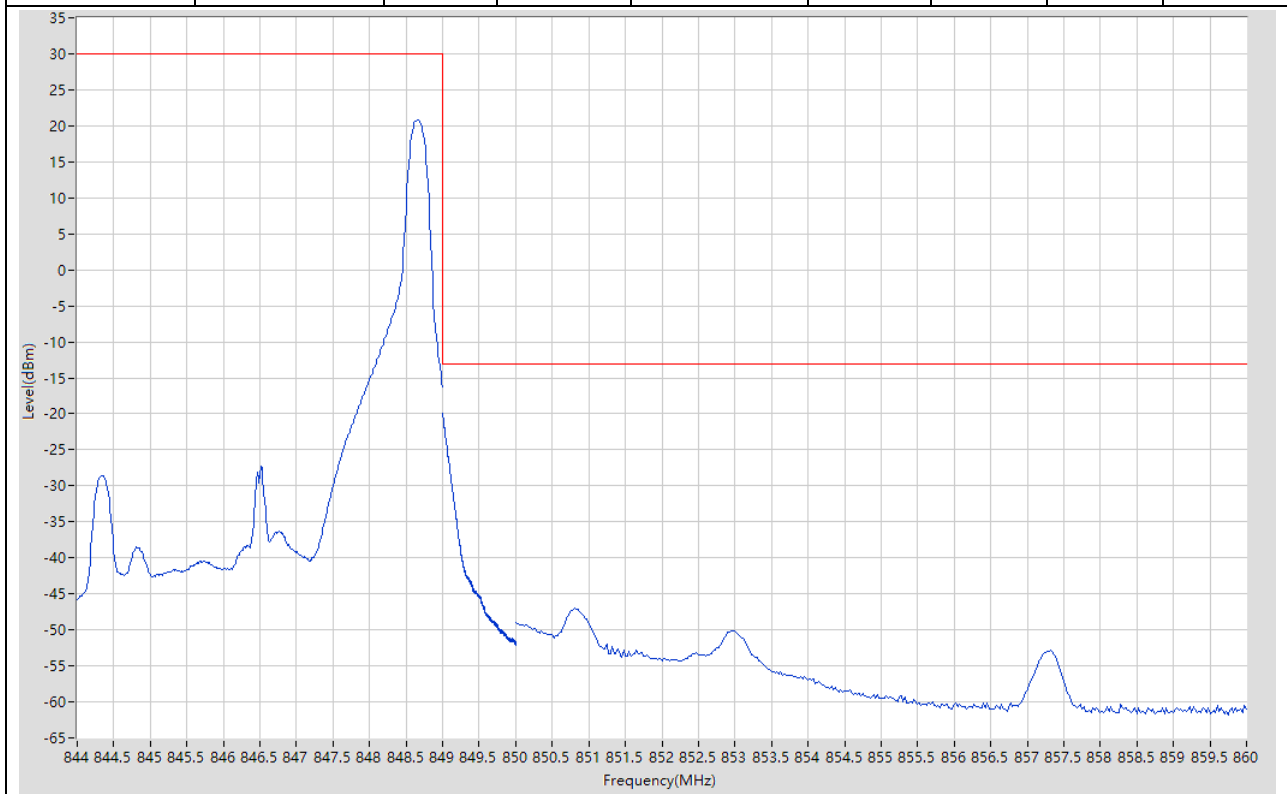
**10.20. LTE Band Edge\_Part22-24-27(NTNV)(Subtest:20, Channel:20425, Bandwidth:5, Modulation:Q16, RB Number: 25, RB Position:LOW)**

Start Frequency (MHz)	Stop Frequency (MHz)	RBW (MHz)	Detector	Frequency (MHz)	Power (dBm)	Limit (dBm)	Verdict	Sweep Point
815	823	0.1	RMS	822.98	-35.93	-13	Pass	401
823	824	0.051	RMS	824	-32.72	-13	Pass	401
824	829	0.1	RMS	827.338	5.66	30	Pass	401



**10.21. LTE Band Edge\_Part22-24-27(NTNV)(Subtest:21, Channel:20625, Bandwidth:5, Modulation:QPSK, RB Number: 1, RB Position:HIGH)**

Start Frequency (MHz)	Stop Frequency (MHz)	RBW (MHz)	Detector	Frequency (MHz)	Power (dBm)	Limit (dBm)	Verdict	Sweep Point
844	849	0.1	RMS	848.65	20.88	30	Pass	401
849	850	0.051	RMS	849	-19.98	-13	Pass	401
850	860	0.1	RMS	850.8	-46.98	-13	Pass	401



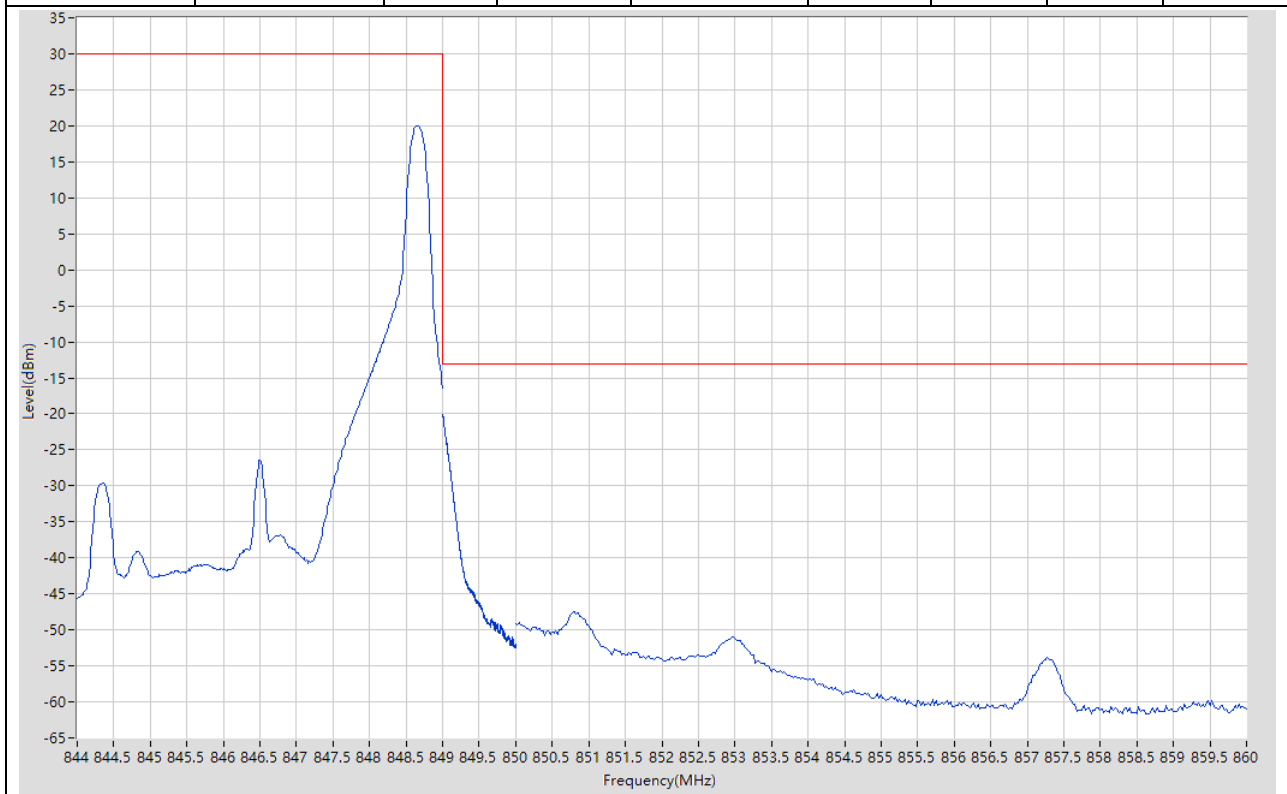
**10.22. LTE Band Edge\_Part22-24-27(NTNV)(Subtest:22, Channel:20625, Bandwidth:5, Modulation:QPSK, RB Number: 25, RB Position:HIGH)**

Start Frequency (MHz)	Stop Frequency (MHz)	RBW (MHz)	Detector	Frequency (MHz)	Power (dBm)	Limit (dBm)	Verdict	Sweep Point
844	849	0.1	RMS	845.85	6.74	30	Pass	401
849	850	0.051	RMS	849.005	-33.21	-13	Pass	401
850	860	0.1	RMS	850.025	-37.02	-13	Pass	401



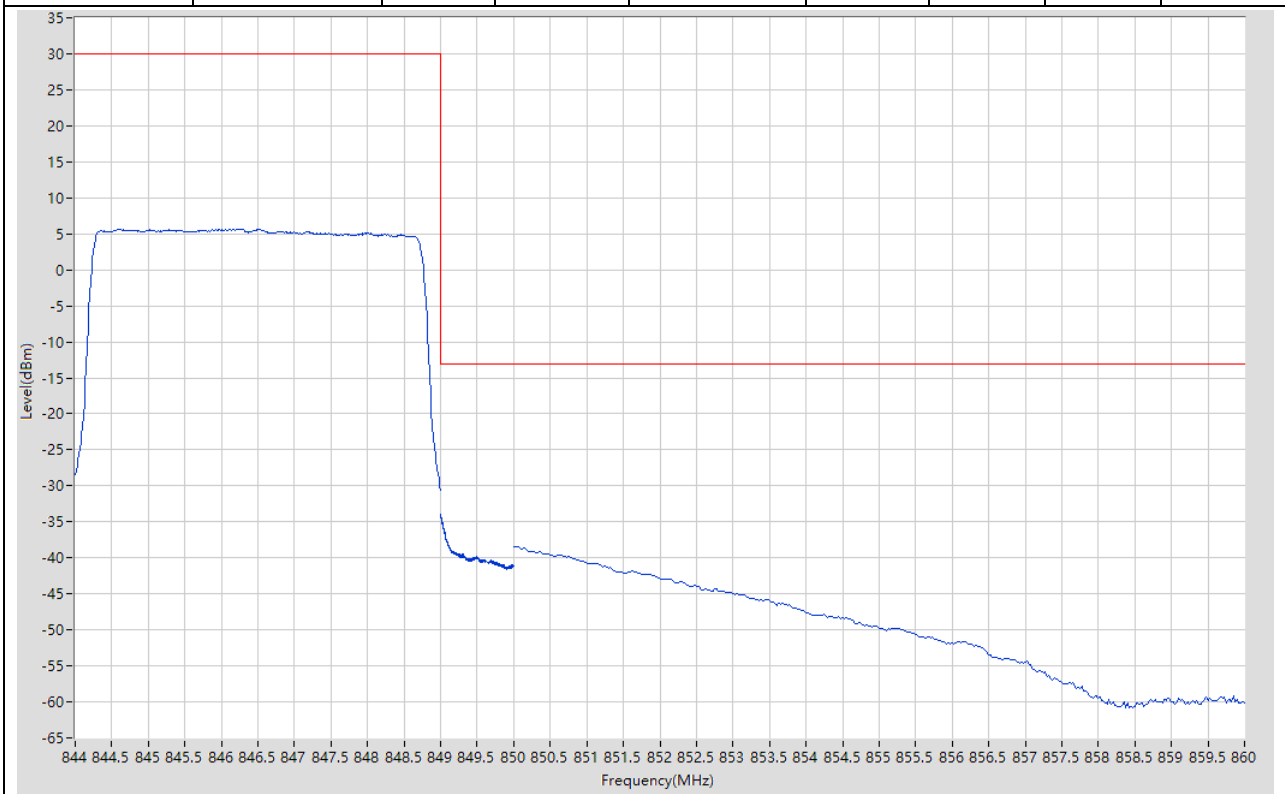
**10.23. LTE Band Edge\_Part22-24-27(NTNV)(Subtest:23, Channel:20625, Bandwidth:5, Modulation:Q16, RB Number: 1, RB Position:HIGH)**

Start Frequency (MHz)	Stop Frequency (MHz)	RBW (MHz)	Detector	Frequency (MHz)	Power (dBm)	Limit (dBm)	Verdict	Sweep Point
844	849	0.1	RMS	848.663	19.99	30	Pass	401
849	850	0.051	RMS	849	-20.03	-13	Pass	401
850	860	0.1	RMS	850.8	-47.48	-13	Pass	401



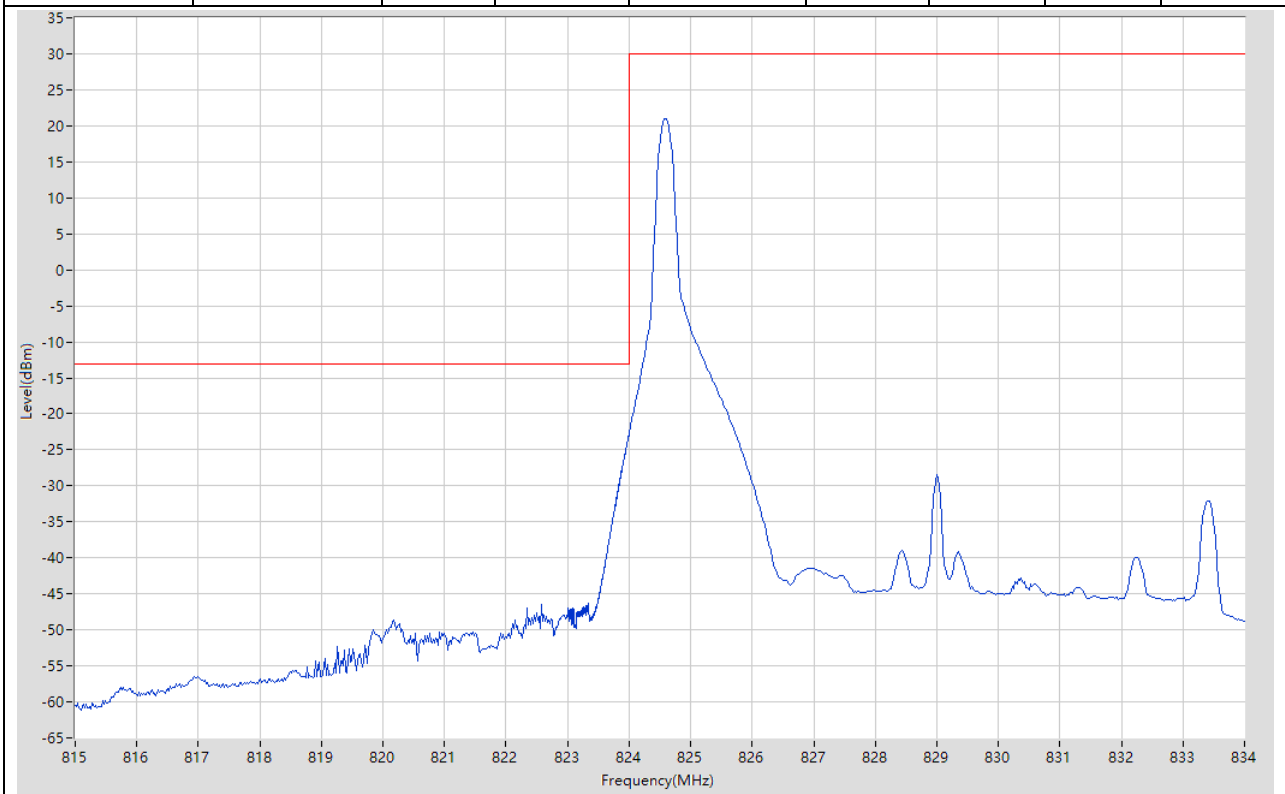
**10.24. LTE Band Edge\_Part22-24-27(NTNV)(Subtest:24, Channel:20625, Bandwidth:5, Modulation:Q16, RB Number: 25, RB Position:HIGH)**

Start Frequency (MHz)	Stop Frequency (MHz)	RBW (MHz)	Detector	Frequency (MHz)	Power (dBm)	Limit (dBm)	Verdict	Sweep Point
844	849	0.1	RMS	846.25	5.66	30	Pass	401
849	850	0.051	RMS	849	-34.02	-13	Pass	401
850	860	0.1	RMS	850.025	-38.41	-13	Pass	401



**10.25. LTE Band Edge\_Part22-24-27(NTNV)(Subtest:25, Channel:20450, Bandwidth:10, Modulation:QPSK, RB Number: 1, RB Position:LOW)**

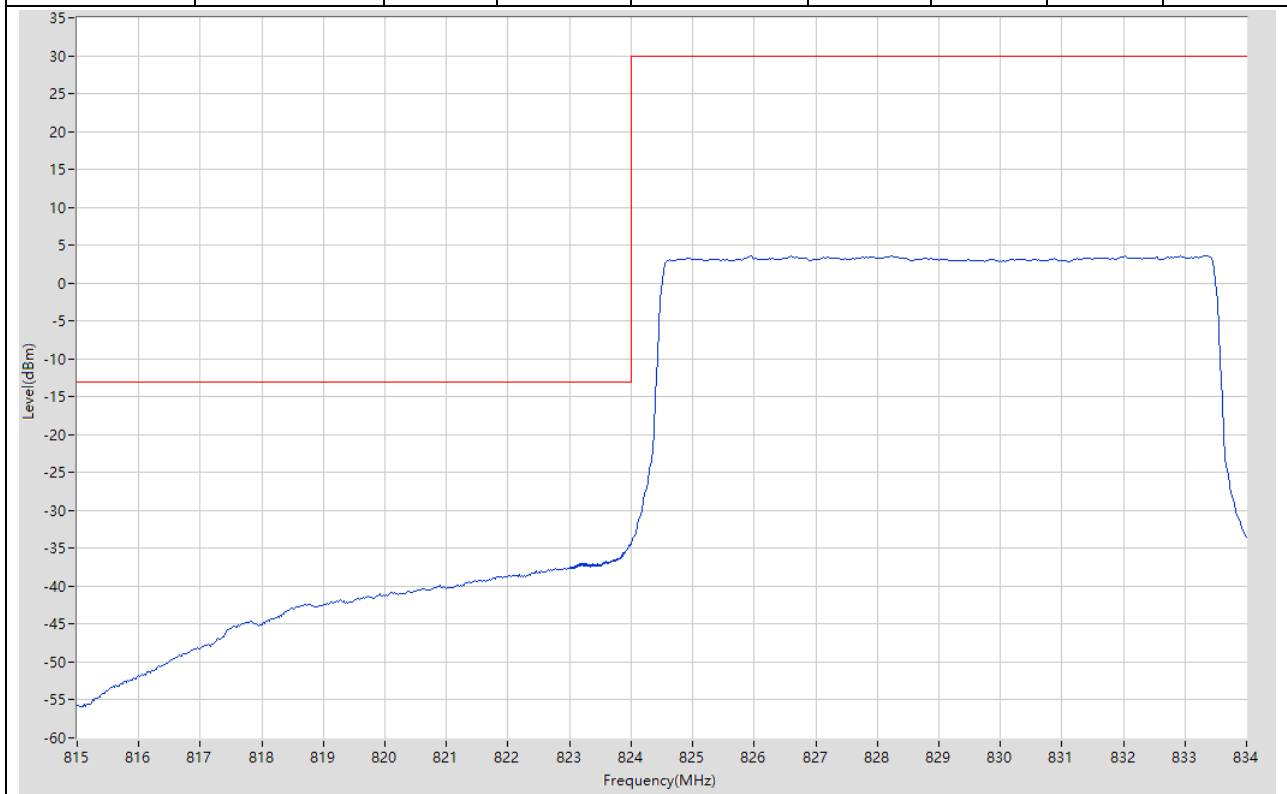
Start Frequency (MHz)	Stop Frequency (MHz)	RBW (MHz)	Detector	Frequency (MHz)	Power (dBm)	Limit (dBm)	Verdict	Sweep Point
815	823	0.1	RMS	822.58	-46.48	-13	Pass	401
823	824	0.1	RMS	824	-22.72	-13	Pass	401
824	834	0.1	RMS	824.575	20.92	30	Pass	401





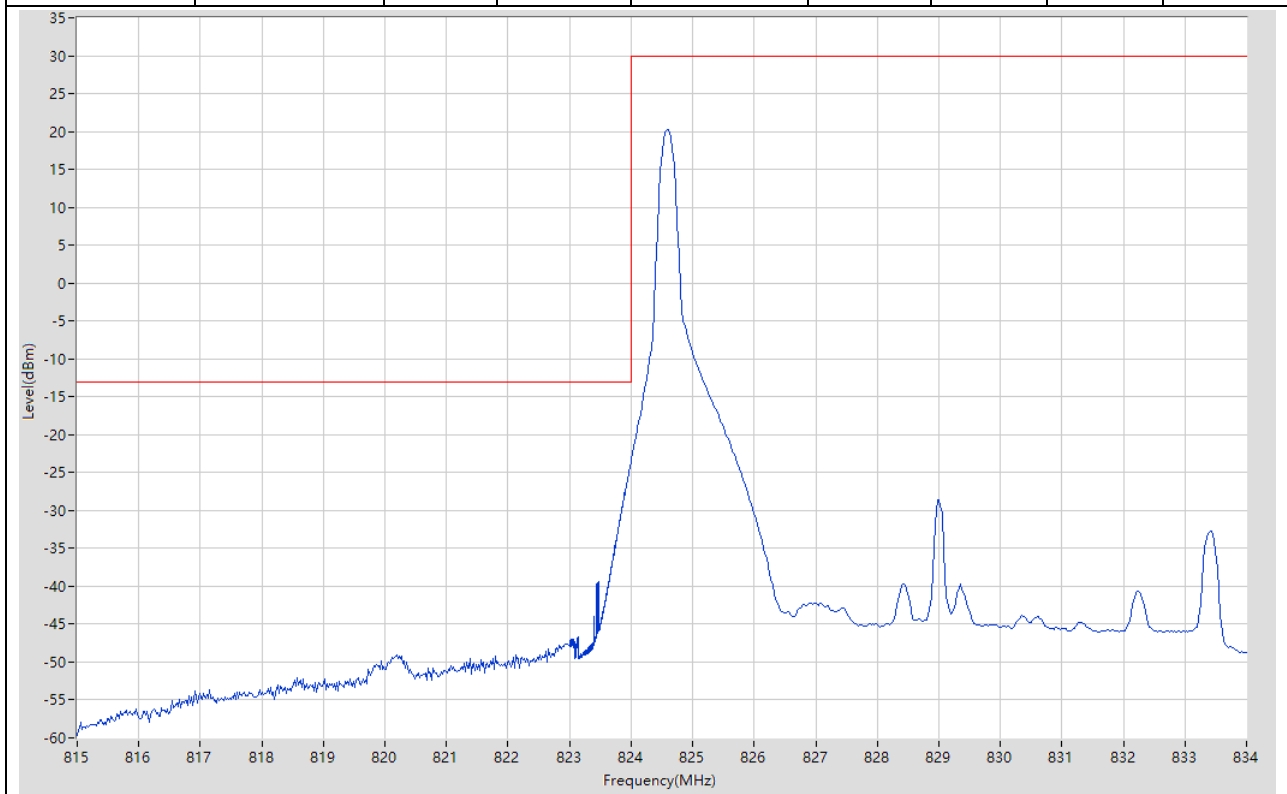
**10.26. LTE Band Edge\_Part22-24-27(NTNV)(Subtest:26, Channel:20450, Bandwidth:10, Modulation:QPSK, RB Number: 50, RB Position:LOW)**

Start Frequency (MHz)	Stop Frequency (MHz)	RBW (MHz)	Detector	Frequency (MHz)	Power (dBm)	Limit (dBm)	Verdict	Sweep Point
815	823	0.1	RMS	823	-37.49	-13	Pass	401
823	824	0.1	RMS	823.998	-34.24	-13	Pass	401
824	834	0.1	RMS	833.325	3.65	30	Pass	401



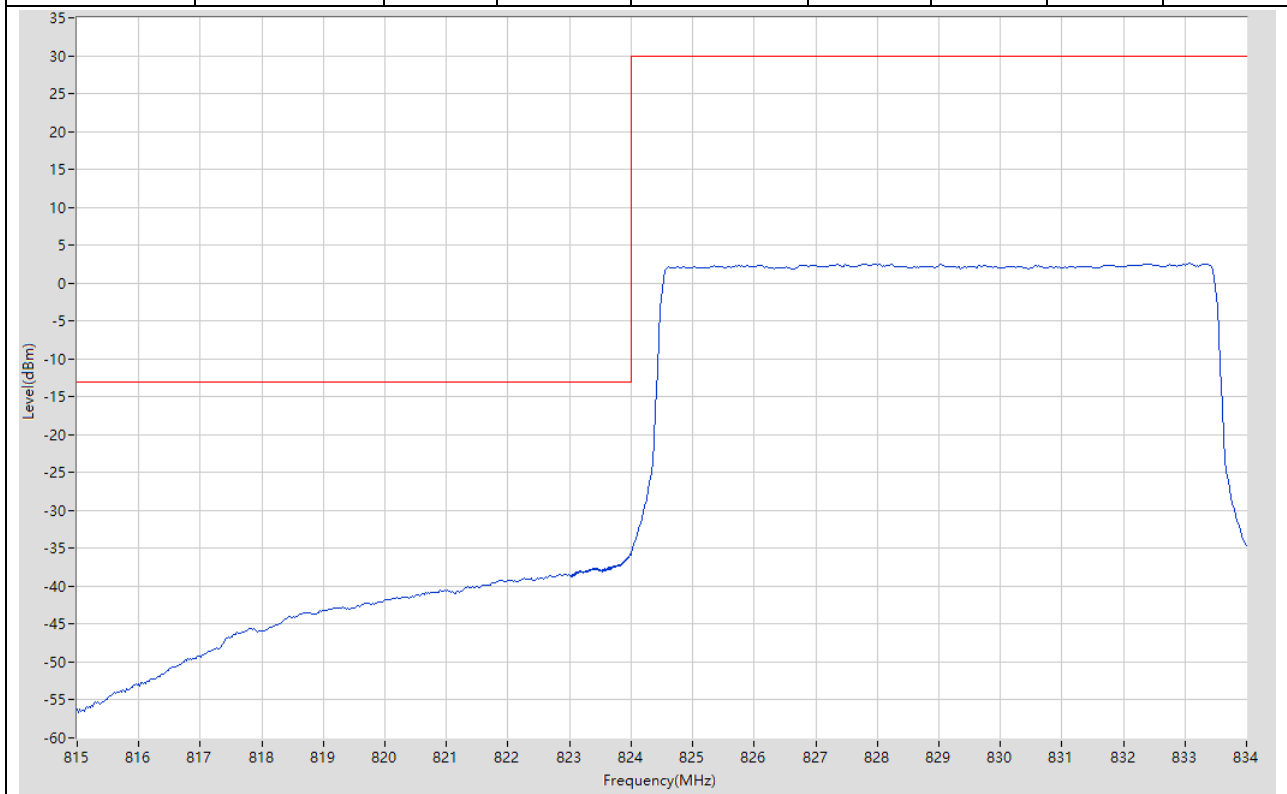
**10.27. LTE Band Edge\_Part22-24-27(NTNV)(Subtest:27, Channel:20450, Bandwidth:10, Modulation:Q16, RB Number: 1, RB Position:LOW)**

Start Frequency (MHz)	Stop Frequency (MHz)	RBW (MHz)	Detector	Frequency (MHz)	Power (dBm)	Limit (dBm)	Verdict	Sweep Point
815	823	0.1	RMS	822.92	-47.56	-13	Pass	401
823	824	0.1	RMS	823.998	-23.53	-13	Pass	401
824	834	0.1	RMS	824.6	20.17	30	Pass	401



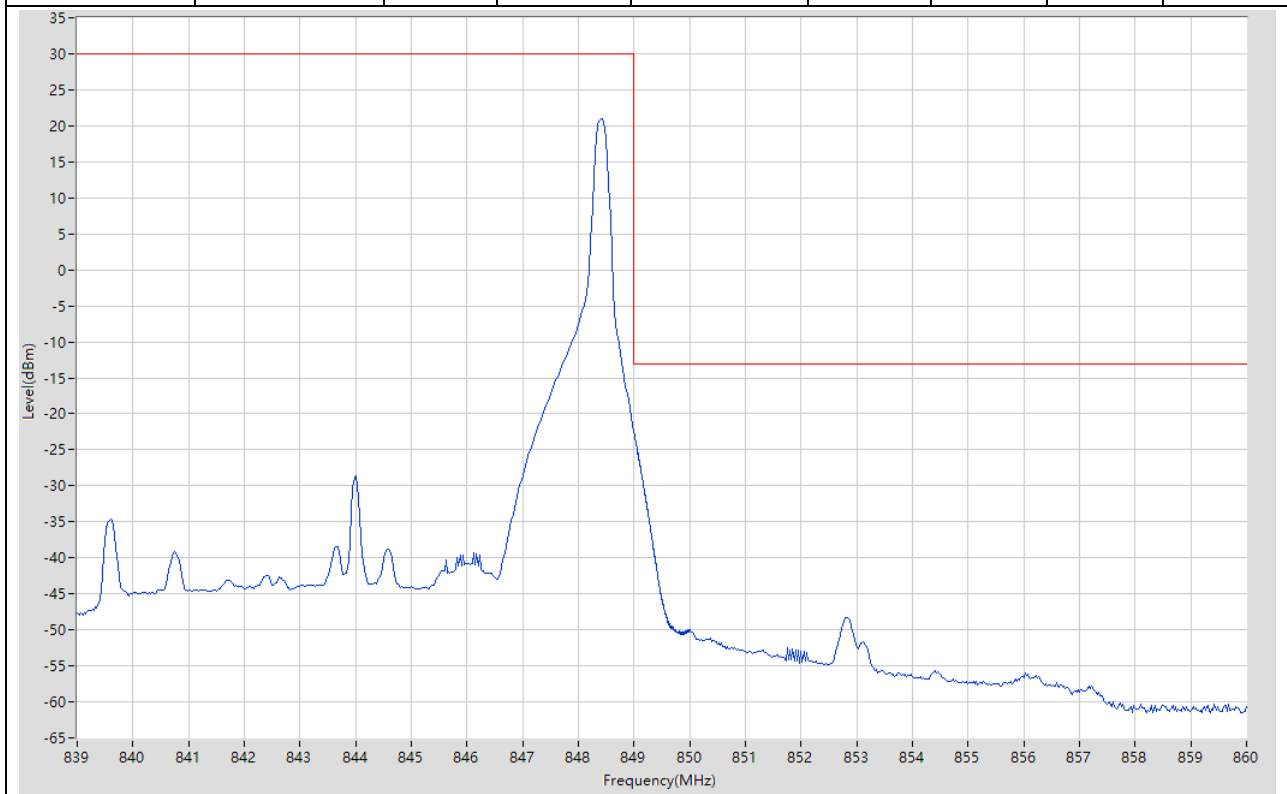
**10.28. LTE Band Edge\_Part22-24-27(NTNV)(Subtest:28, Channel:20450, Bandwidth:10, Modulation:Q16, RB Number: 50, RB Position:LOW)**

Start Frequency (MHz)	Stop Frequency (MHz)	RBW (MHz)	Detector	Frequency (MHz)	Power (dBm)	Limit (dBm)	Verdict	Sweep Point
815	823	0.1	RMS	822.9	-38.42	-13	Pass	401
823	824	0.1	RMS	824	-35.52	-13	Pass	401
824	834	0.1	RMS	833.075	2.69	30	Pass	401



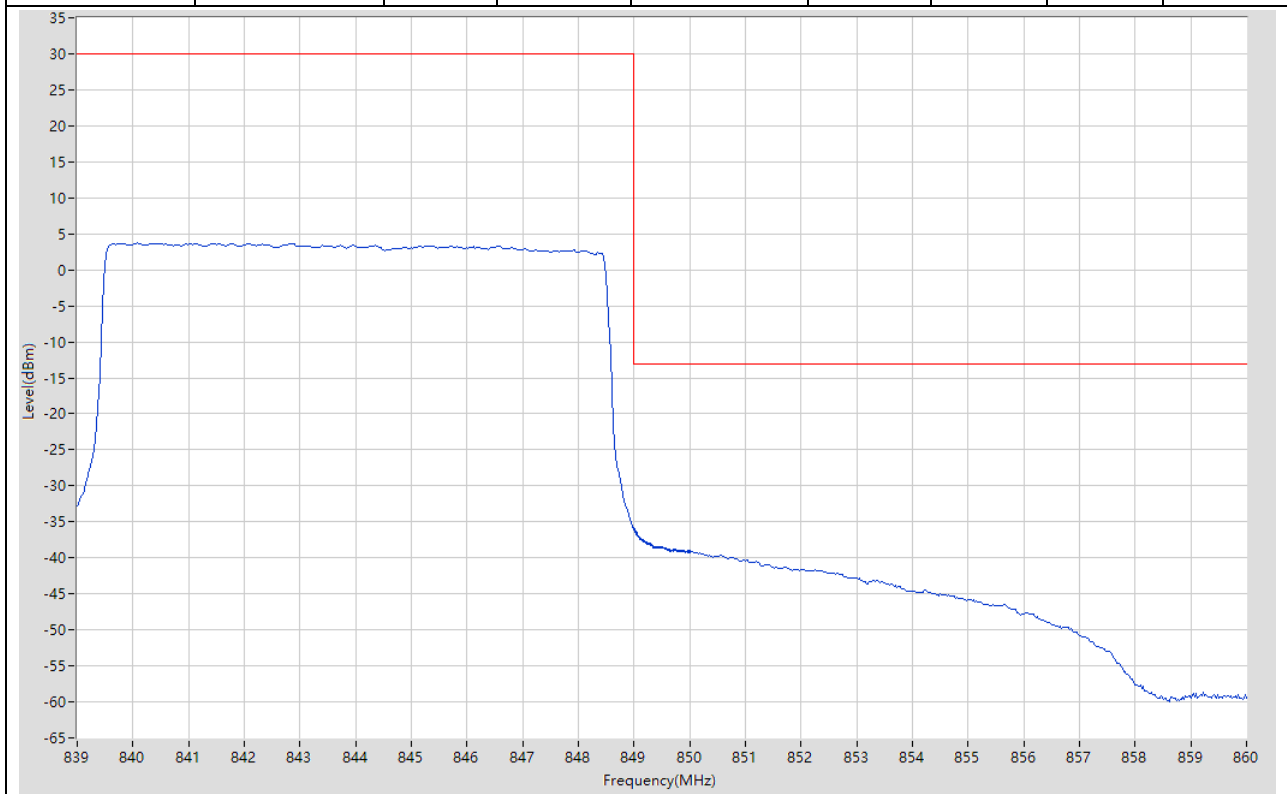
**10.29. LTE Band Edge\_Part22-24-27(NTNV)(Subtest:29, Channel:20600, Bandwidth:10, Modulation:QPSK, RB Number: 1, RB Position:HIGH)**

Start Frequency (MHz)	Stop Frequency (MHz)	RBW (MHz)	Detector	Frequency (MHz)	Power (dBm)	Limit (dBm)	Verdict	Sweep Point
839	849	0.1	RMS	848.4	20.97	30	Pass	401
849	850	0.1	RMS	849	-22.49	-13	Pass	401
850	860	0.1	RMS	852.8	-48.24	-13	Pass	401



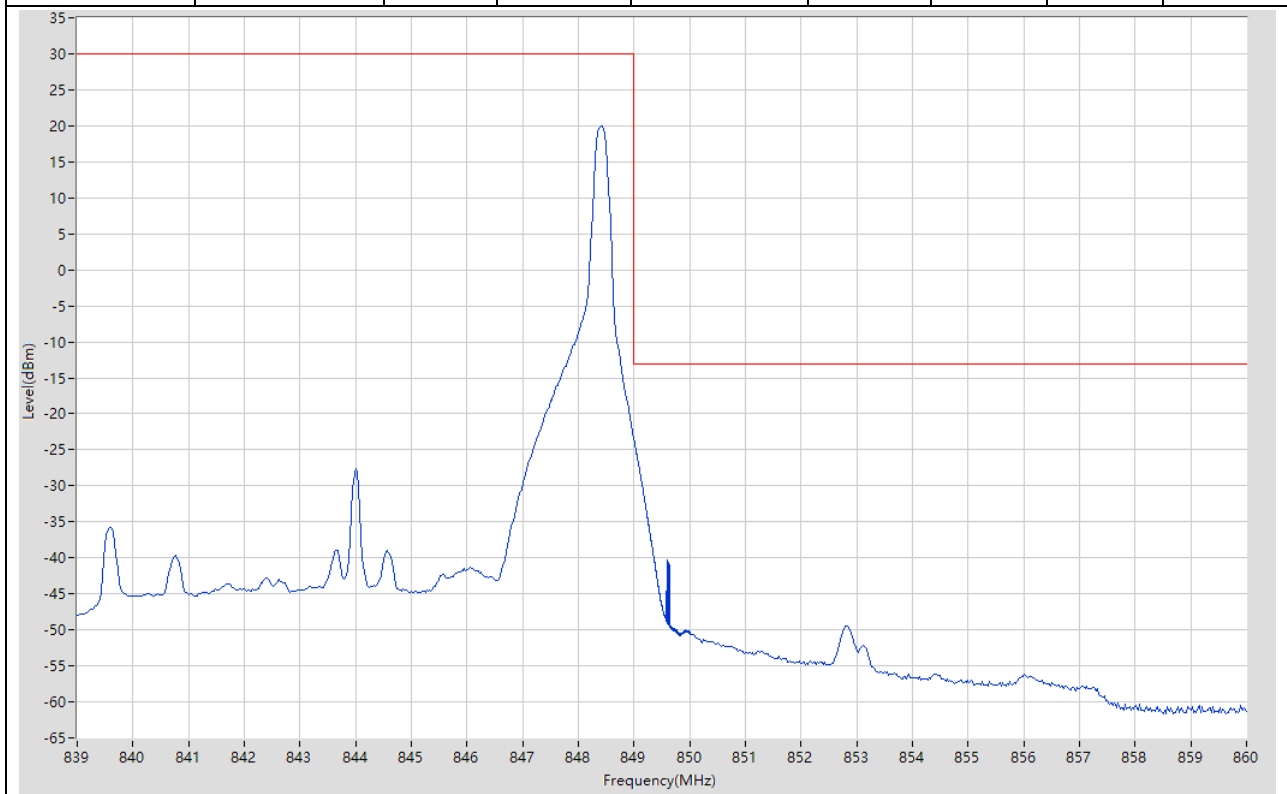
**10.30. LTE Band Edge\_Part22-24-27(NTNV)(Subtest:30, Channel:20600, Bandwidth:10, Modulation:QPSK, RB Number: 50, RB Position:HIGH)**

Start Frequency (MHz)	Stop Frequency (MHz)	RBW (MHz)	Detector	Frequency (MHz)	Power (dBm)	Limit (dBm)	Verdict	Sweep Point
839	849	0.1	RMS	840.075	3.72	30	Pass	401
849	850	0.1	RMS	849.003	-35.72	-13	Pass	401
850	860	0.1	RMS	850.05	-39.16	-13	Pass	401



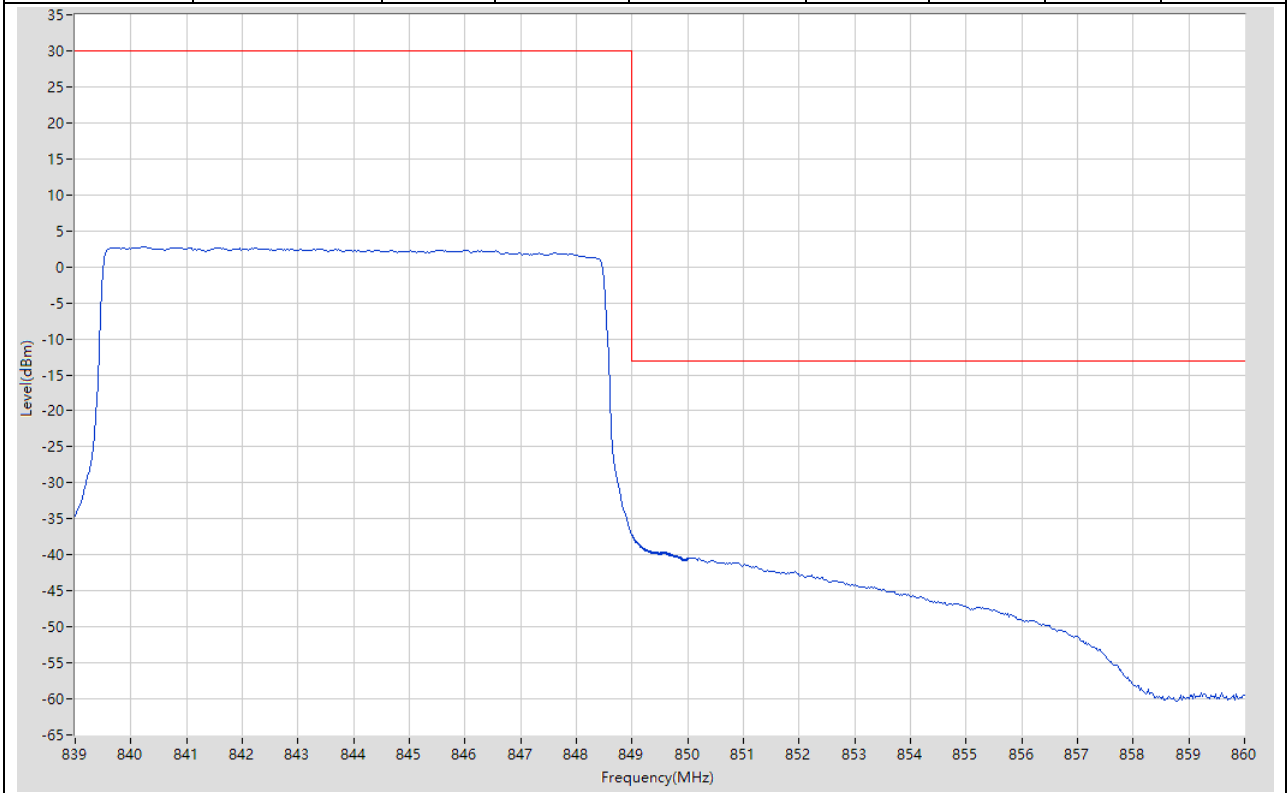
**10.31. LTE Band Edge\_Part22-24-27(NTNV)(Subtest:31, Channel:20600, Bandwidth:10, Modulation:Q16, RB Number: 1, RB Position:HIGH)**

Start Frequency (MHz)	Stop Frequency (MHz)	RBW (MHz)	Detector	Frequency (MHz)	Power (dBm)	Limit (dBm)	Verdict	Sweep Point
839	849	0.1	RMS	848.4	19.96	30	Pass	401
849	850	0.1	RMS	849	-23.57	-13	Pass	401
850	860	0.1	RMS	852.825	-49.5	-13	Pass	401



**10.32. LTE Band Edge\_Part22-24-27(NTNV)(Subtest:32, Channel:20600, Bandwidth:10, Modulation:Q16, RB Number: 50, RB Position:HIGH)**

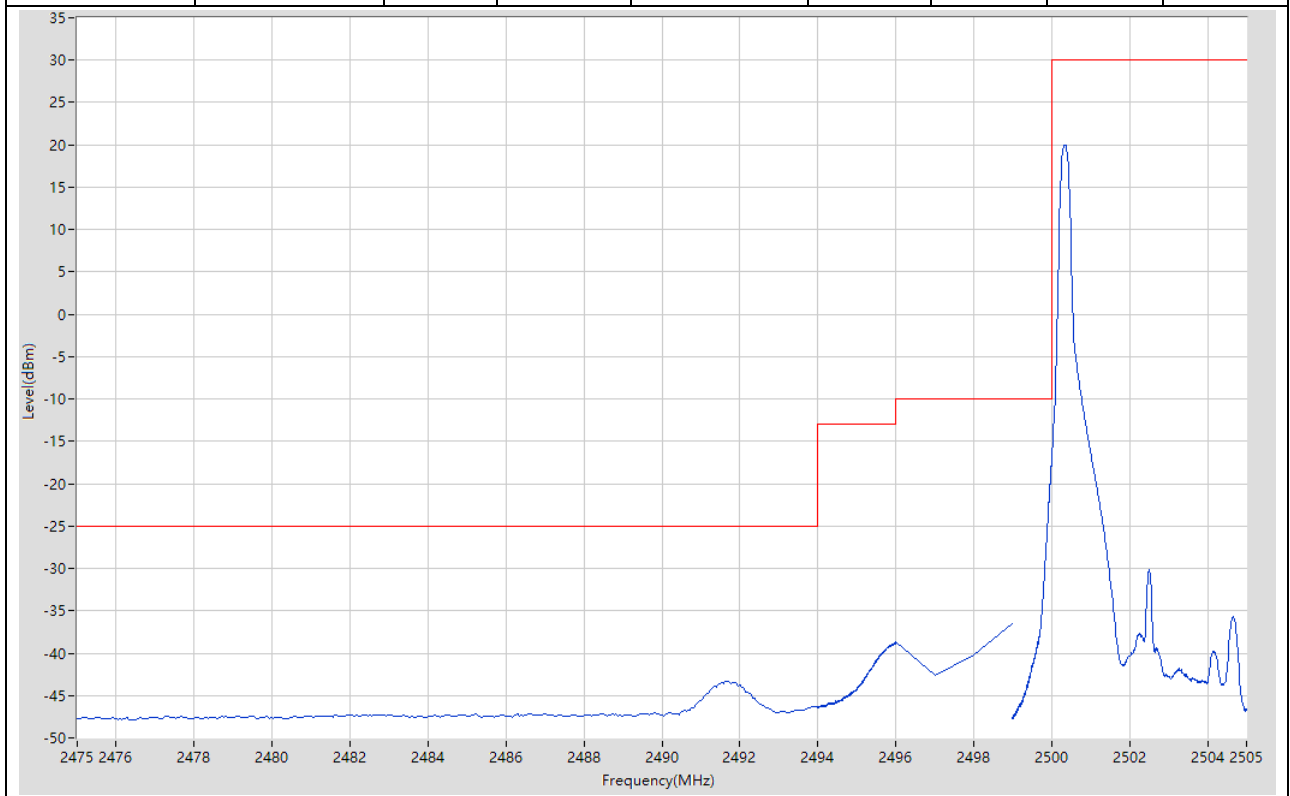
Start Frequency (MHz)	Stop Frequency (MHz)	RBW (MHz)	Detector	Frequency (MHz)	Power (dBm)	Limit (dBm)	Verdict	Sweep Point
839	849	0.1	RMS	840.225	2.82	30	Pass	401
849	850	0.1	RMS	849.008	-37.27	-13	Pass	401
850	860	0.1	RMS	850.1	-40.4	-13	Pass	401



## 11. LTE\_Band7

### 11.1. LTE Band Edge\_Part22-24-27(NTNV)(Subtest:1, Channel:20775, Bandwidth:5, Modulation:QPSK, RB Number: 1, RB Position:LOW)

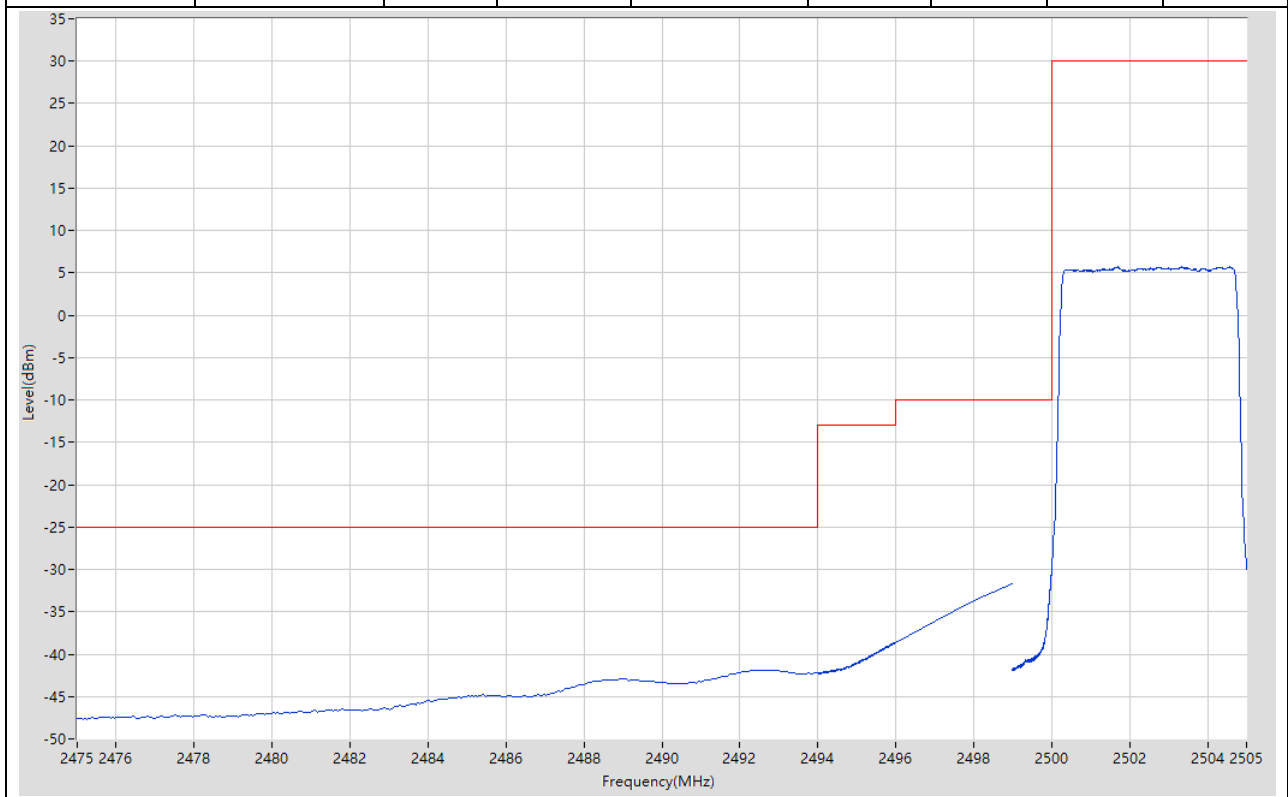
Start Frequency (MHz)	Stop Frequency (MHz)	RBW (MHz)	Detector	Frequency (MHz)	Power (dBm)	Limit (dBm)	Verdict	Sweep Point
2475	2494	1	RMS	2491.625	-43.29	-25	Pass	401
2494	2496	1	RMS	2495.98	-38.85	-13	Pass	401
2496	2499	1	RMS	2499	-36.48	-10	Pass	4
2499	2500	0.1	RMS	2499.998	-17.11	-10	Pass	401
2500	2505	0.1	RMS	2500.325	20.01	30	Pass	401





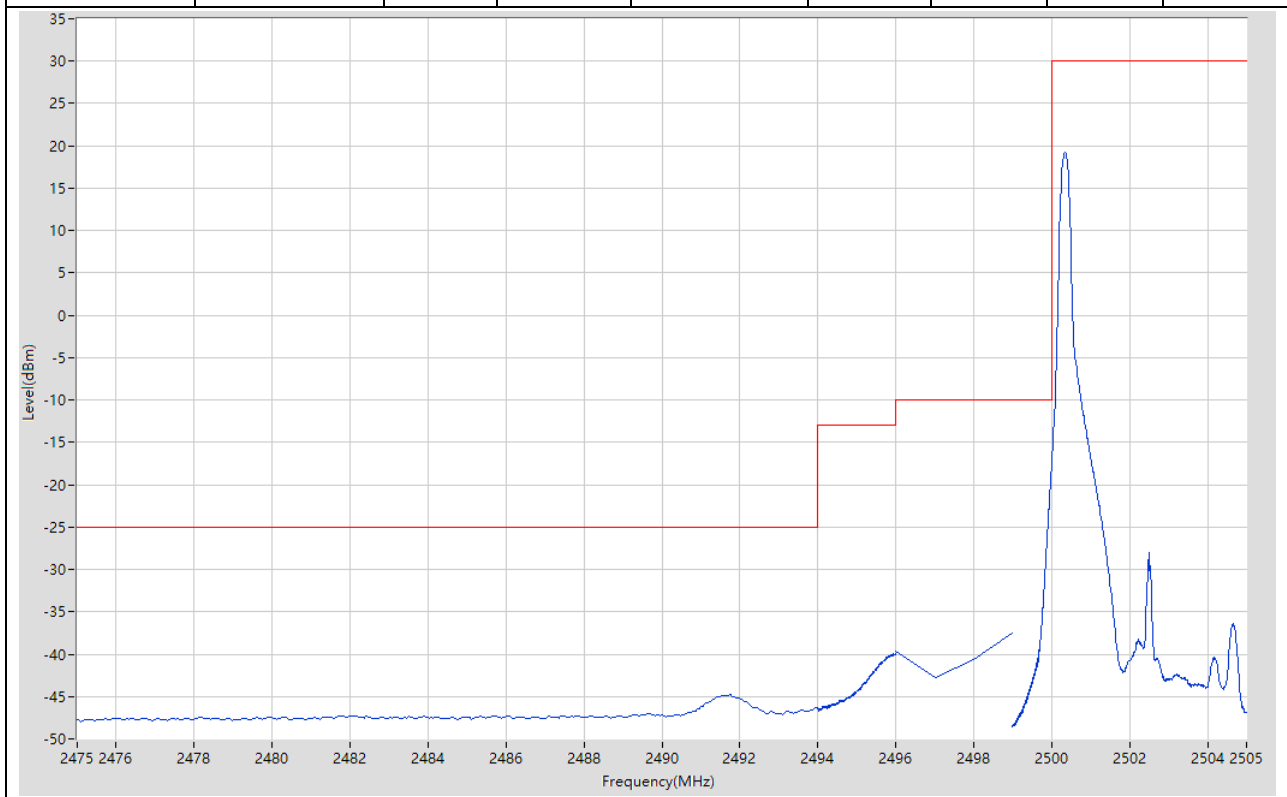
**11.2. LTE Band Edge\_Part22-24-27(NTNV)(Subtest:2, Channel:20775, Bandwidth:5, Modulation:QPSK, RB Number: 25, RB Position:LOW)**

Start Frequency (MHz)	Stop Frequency (MHz)	RBW (MHz)	Detector	Frequency (MHz)	Power (dBm)	Limit (dBm)	Verdict	Sweep Point
2475	2494	1	RMS	2492.813	-41.84	-25	Pass	401
2494	2496	1	RMS	2495.99	-38.61	-13	Pass	401
2496	2499	1	RMS	2499	-31.67	-10	Pass	4
2499	2500	0.1	RMS	2500	-29.7	-10	Pass	401
2500	2505	0.1	RMS	2501.688	5.74	30	Pass	401



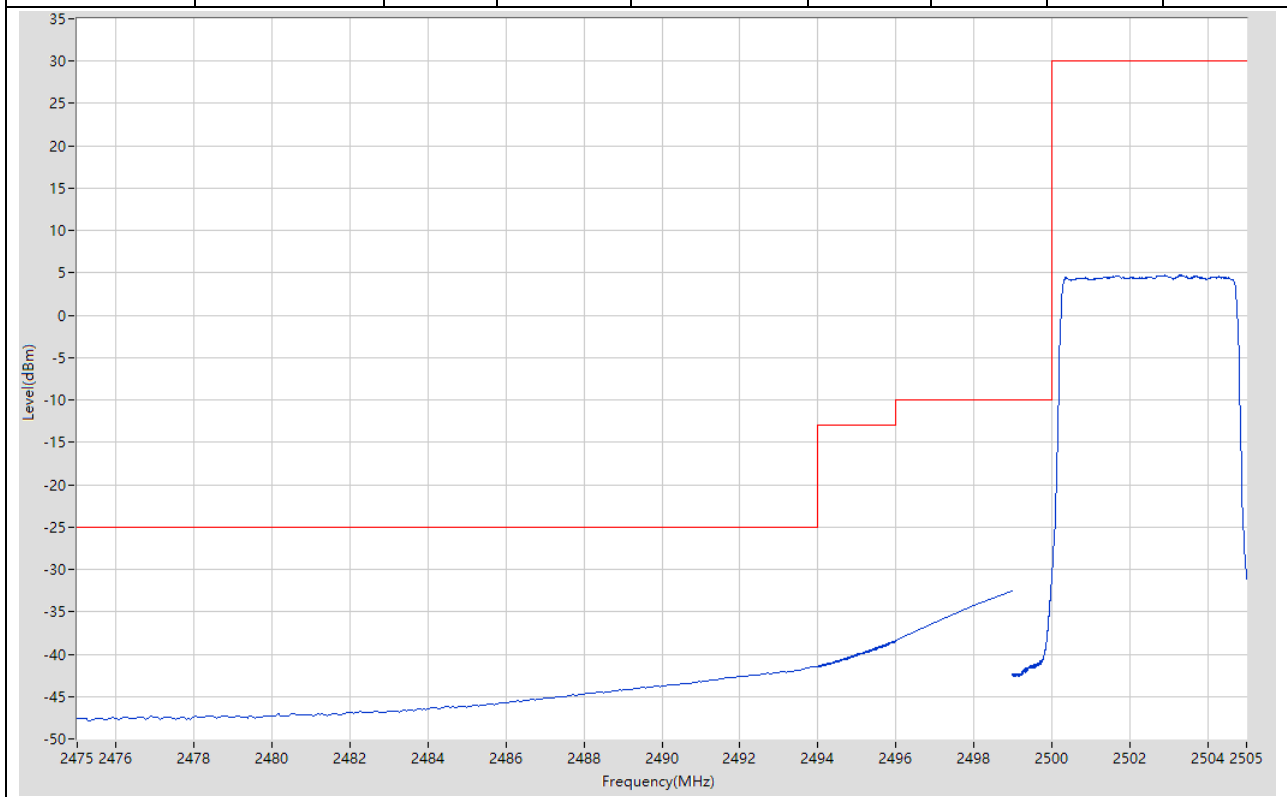
**11.3. LTE Band Edge\_Part22-24-27(NTNV)(Subtest:3, Channel:20775, Bandwidth:5, Modulation:Q16, RB Number: 1, RB Position:LOW)**

Start Frequency (MHz)	Stop Frequency (MHz)	RBW (MHz)	Detector	Frequency (MHz)	Power (dBm)	Limit (dBm)	Verdict	Sweep Point
2475	2494	1	RMS	2491.768	-44.77	-25	Pass	401
2494	2496	1	RMS	2495.985	-39.93	-13	Pass	401
2496	2499	1	RMS	2499	-37.52	-10	Pass	4
2499	2500	0.1	RMS	2500	-17.58	-10	Pass	401
2500	2505	0.1	RMS	2500.35	19.25	30	Pass	401



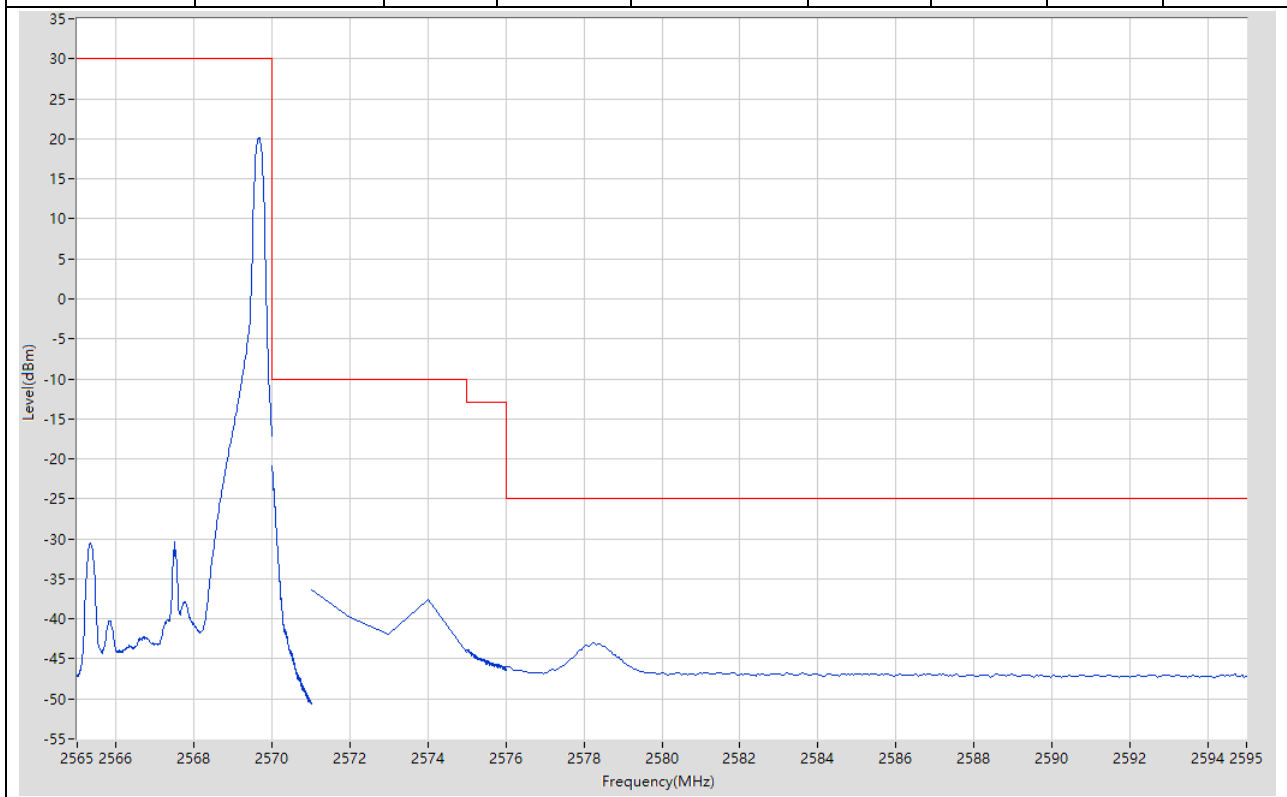
**11.4. LTE Band Edge\_Part22-24-27(NTNV)(Subtest:4, Channel:20775, Bandwidth:5, Modulation:Q16, RB Number: 25, RB Position:LOW)**

Start Frequency (MHz)	Stop Frequency (MHz)	RBW (MHz)	Detector	Frequency (MHz)	Power (dBm)	Limit (dBm)	Verdict	Sweep Point
2475	2494	1	RMS	2494	-41.43	-25	Pass	401
2494	2496	1	RMS	2495.985	-38.44	-13	Pass	401
2496	2499	1	RMS	2499	-32.49	-10	Pass	4
2499	2500	0.1	RMS	2500	-31.02	-10	Pass	401
2500	2505	0.1	RMS	2503.313	4.78	30	Pass	401



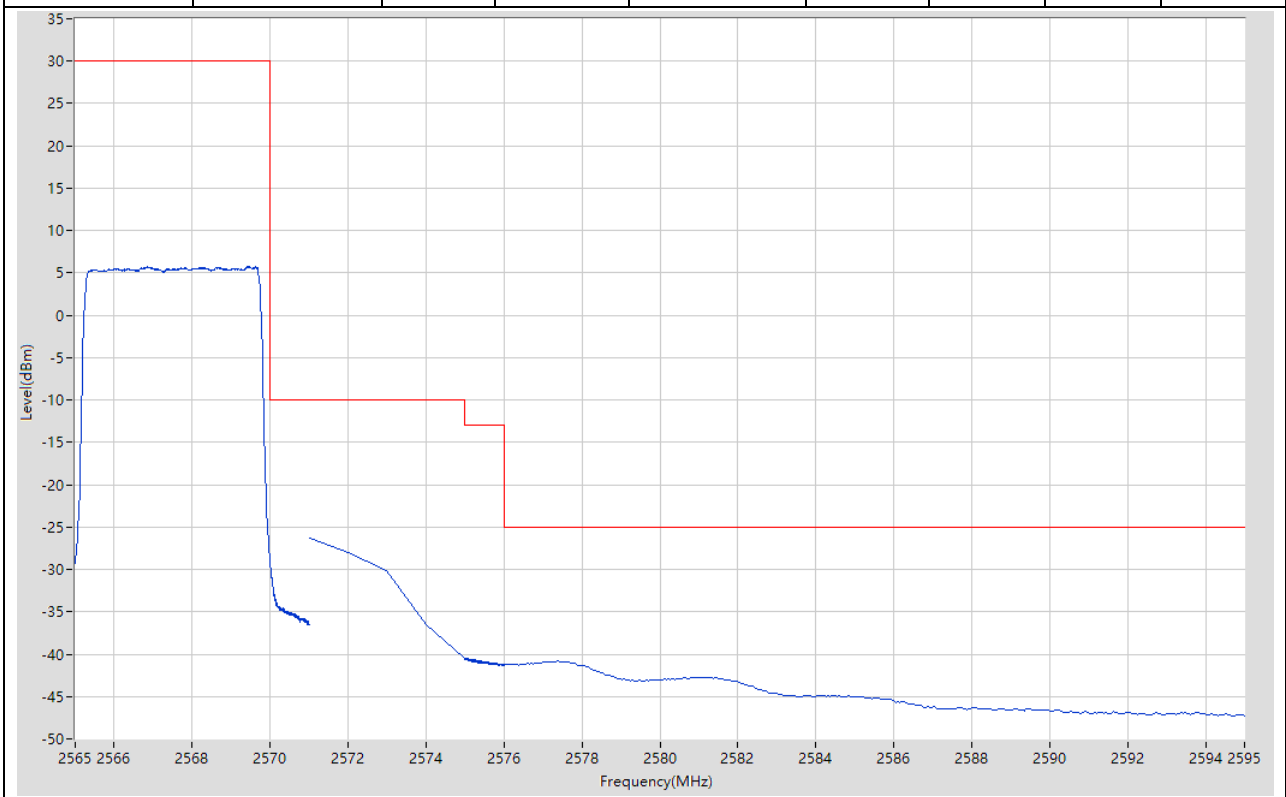
**11.5. LTE Band Edge\_Part22-24-27(NTNV)(Subtest:5, Channel:21425, Bandwidth:5, Modulation:QPSK, RB Number: 1, RB Position:HIGH)**

Start Frequency (MHz)	Stop Frequency (MHz)	RBW (MHz)	Detector	Frequency (MHz)	Power (dBm)	Limit (dBm)	Verdict	Sweep Point
2565	2570	0.1	RMS	2569.65	20.11	30	Pass	401
2570	2571	0.051	RMS	2570	-20.83	-10	Pass	401
2571	2575	1	RMS	2571	-36.4	-10	Pass	5
2575	2576	1	RMS	2575.015	-43.84	-13	Pass	401
2576	2595	1	RMS	2578.233	-42.96	-25	Pass	401



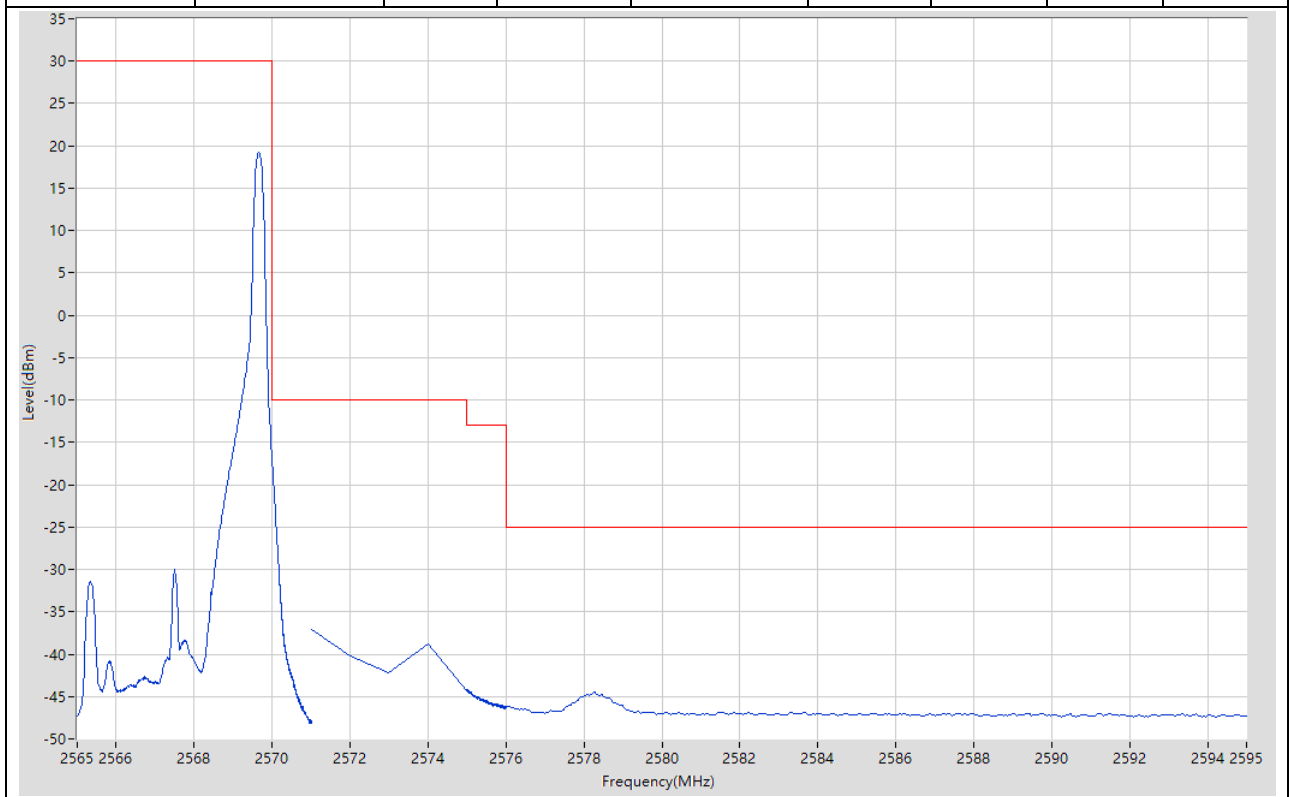
**11.6. LTE Band Edge\_Part22-24-27(NTNV)(Subtest:6, Channel:21425, Bandwidth:5, Modulation:QPSK, RB Number: 25, RB Position:HIGH)**

Start Frequency (MHz)	Stop Frequency (MHz)	RBW (MHz)	Detector	Frequency (MHz)	Power (dBm)	Limit (dBm)	Verdict	Sweep Point
2565	2570	0.1	RMS	2569.625	5.74	30	Pass	401
2570	2571	0.1	RMS	2570	-29.22	-10	Pass	401
2571	2575	1	RMS	2571	-26.24	-10	Pass	5
2575	2576	1	RMS	2575	-40.48	-13	Pass	401
2576	2595	1	RMS	2577.378	-40.83	-25	Pass	401



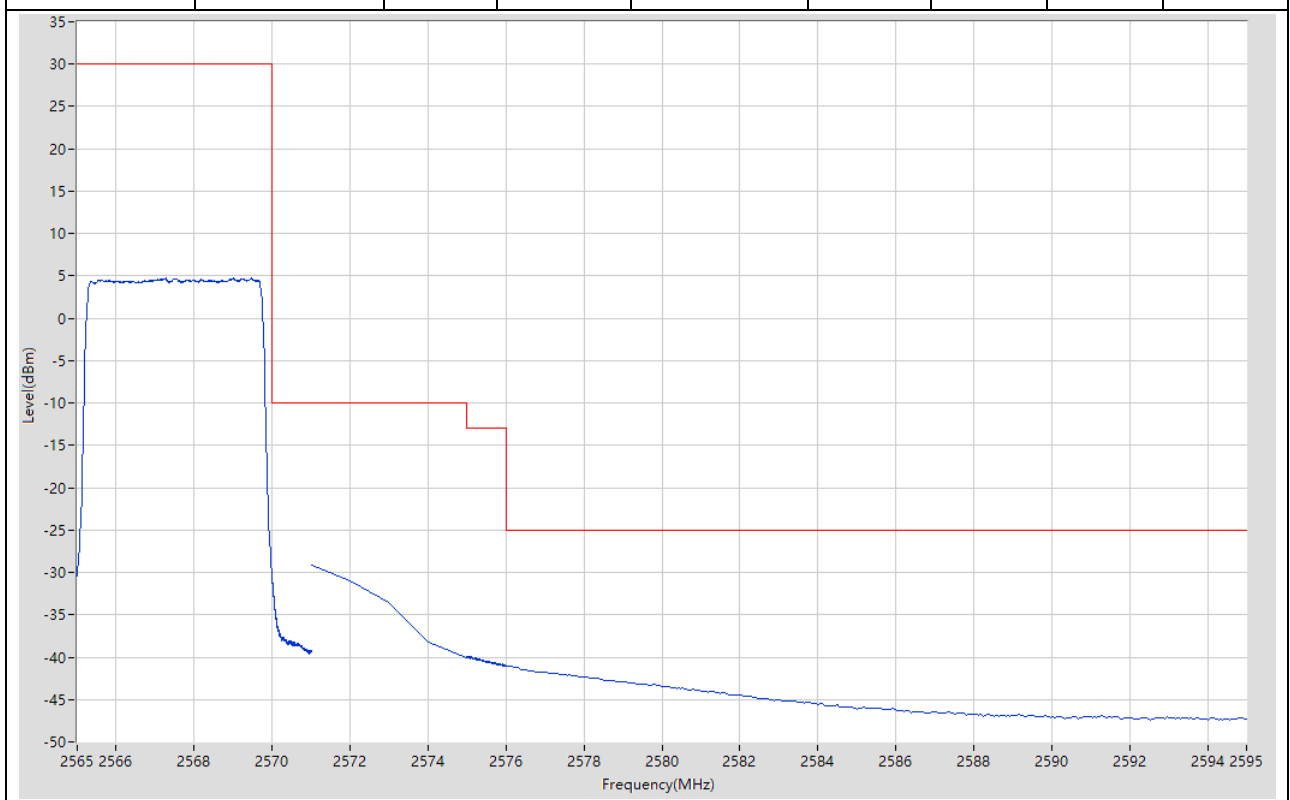
**11.7. LTE Band Edge\_Part22-24-27(NTNV)(Subtest:7, Channel:21425, Bandwidth:5, Modulation:Q16, RB Number: 1, RB Position:HIGH)**

Start Frequency (MHz)	Stop Frequency (MHz)	RBW (MHz)	Detector	Frequency (MHz)	Power (dBm)	Limit (dBm)	Verdict	Sweep Point
2565	2570	0.1	RMS	2569.663	19.22	30	Pass	401
2570	2571	0.1	RMS	2570	-16.85	-10	Pass	401
2571	2575	1	RMS	2571	-37.07	-10	Pass	5
2575	2576	1	RMS	2575.01	-44.17	-13	Pass	401
2576	2595	1	RMS	2578.28	-44.52	-25	Pass	401



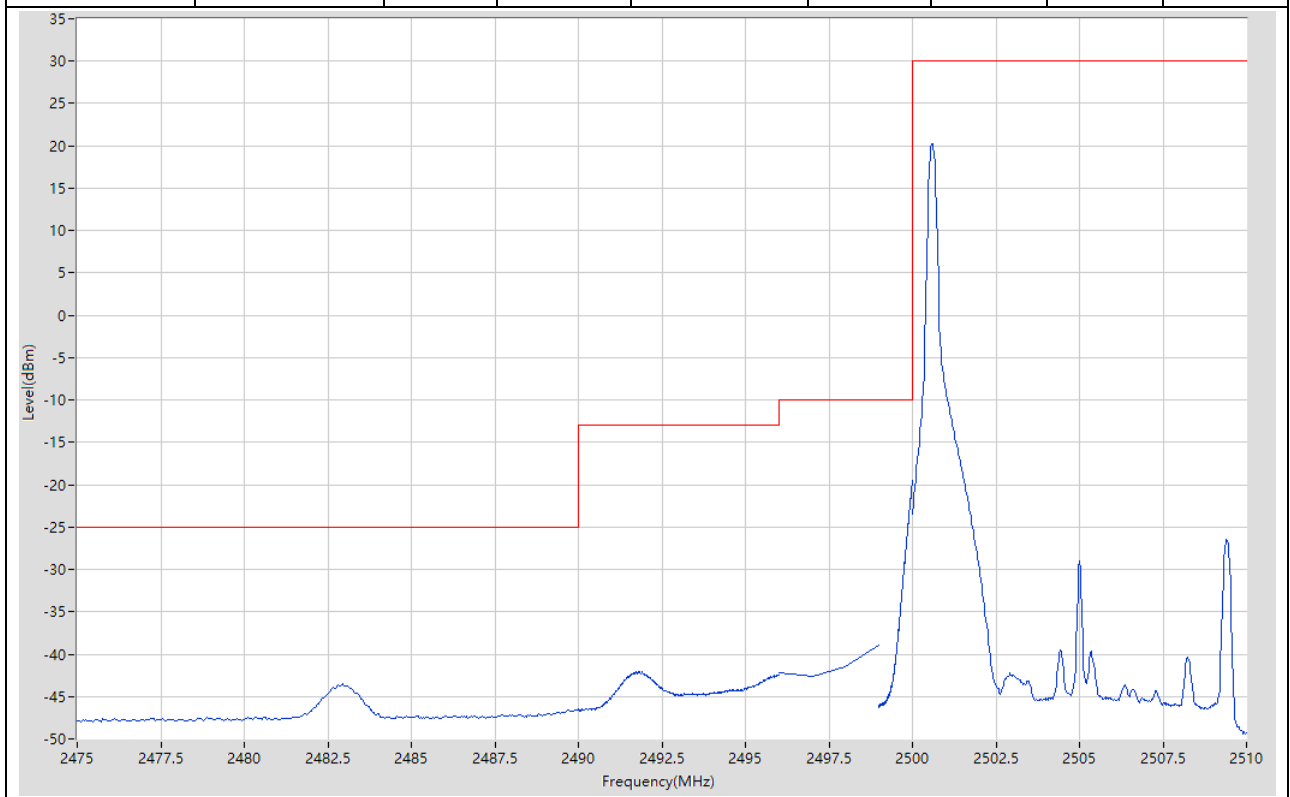
**11.8. LTE Band Edge\_Part22-24-27(NTNV)(Subtest:8, Channel:21425, Bandwidth:5, Modulation:Q16, RB Number: 25, RB Position:HIGH)**

Start Frequency (MHz)	Stop Frequency (MHz)	RBW (MHz)	Detector	Frequency (MHz)	Power (dBm)	Limit (dBm)	Verdict	Sweep Point
2565	2570	0.1	RMS	2569.475	4.74	30	Pass	401
2570	2571	0.1	RMS	2570	-30.51	-10	Pass	401
2571	2575	1	RMS	2571	-29.21	-10	Pass	5
2575	2576	1	RMS	2575.008	-39.91	-13	Pass	401
2576	2595	1	RMS	2576	-41	-25	Pass	401



**11.9. LTE Band Edge\_Part22-24-27(NTNV)(Subtest:9, Channel:20800, Bandwidth:10, Modulation:QPSK, RB Number: 1, RB Position:LOW)**

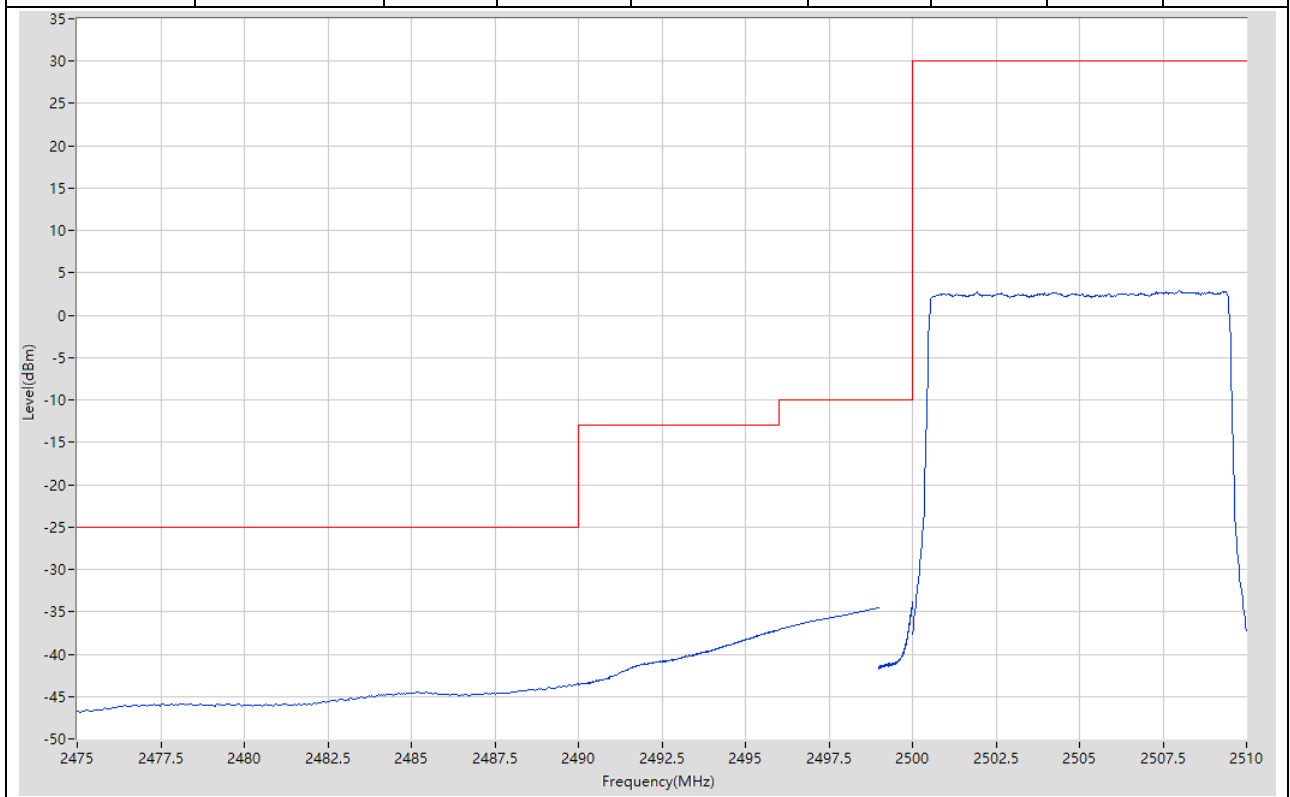
Start Frequency (MHz)	Stop Frequency (MHz)	RBW (MHz)	Detector	Frequency (MHz)	Power (dBm)	Limit (dBm)	Verdict	Sweep Point
2475	2490	1	RMS	2482.95	-43.5	-25	Pass	401
2490	2496	1	RMS	2491.905	-42.11	-13	Pass	401
2496	2499	1	RMS	2499	-38.97	-10	Pass	4
2499	2500	0.2	RMS	2500	-19.45	-10	Pass	401
2500	2510	0.1	RMS	2500.6	20.29	30	Pass	401





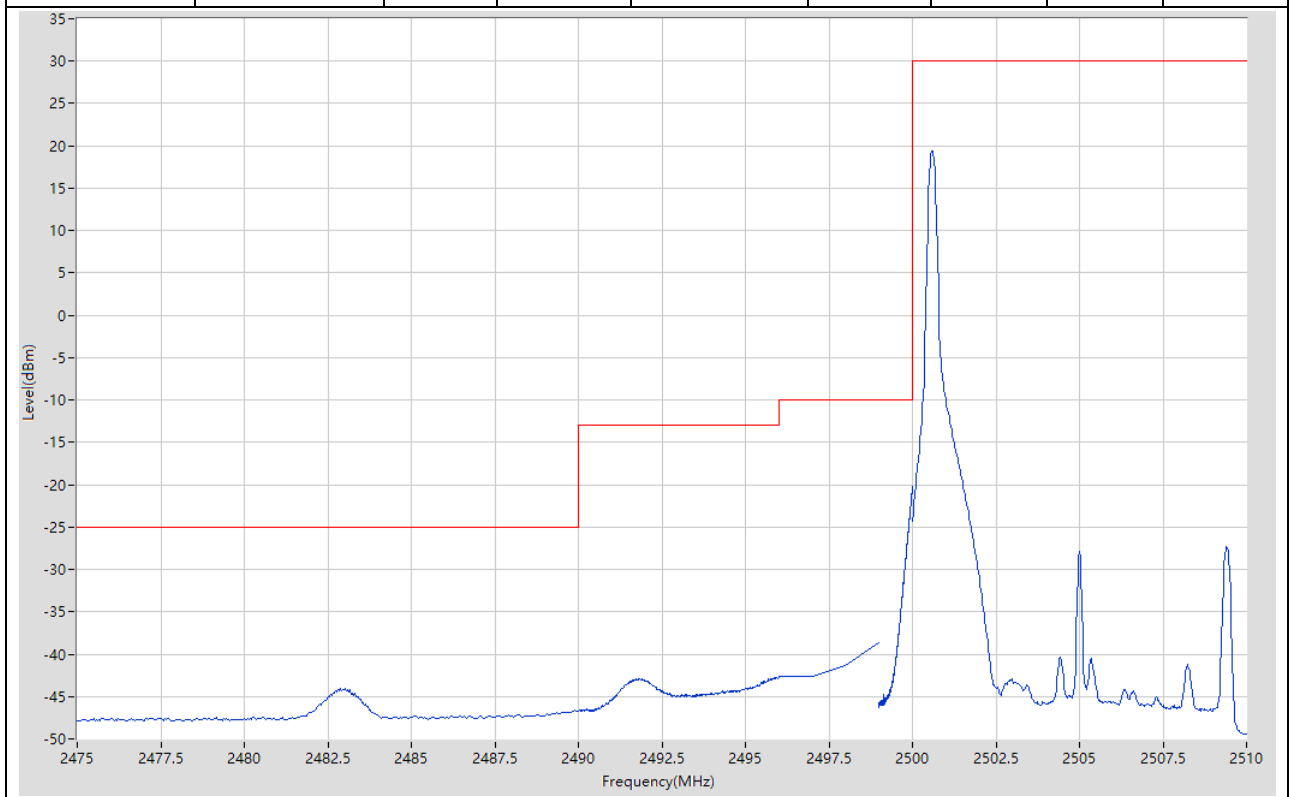
**11.10. LTE Band Edge\_Part22-24-27(NTNV)(Subtest:10, Channel:20800, Bandwidth:10, Modulation:QPSK, RB Number: 50, RB Position:LOW)**

Start Frequency (MHz)	Stop Frequency (MHz)	RBW (MHz)	Detector	Frequency (MHz)	Power (dBm)	Limit (dBm)	Verdict	Sweep Point
2475	2490	1	RMS	2490	-43.44	-25	Pass	401
2490	2496	1	RMS	2496	-37.12	-13	Pass	401
2496	2499	1	RMS	2499	-34.58	-10	Pass	4
2499	2500	0.2	RMS	2499.995	-33.81	-10	Pass	401
2500	2510	0.1	RMS	2508	2.92	30	Pass	401



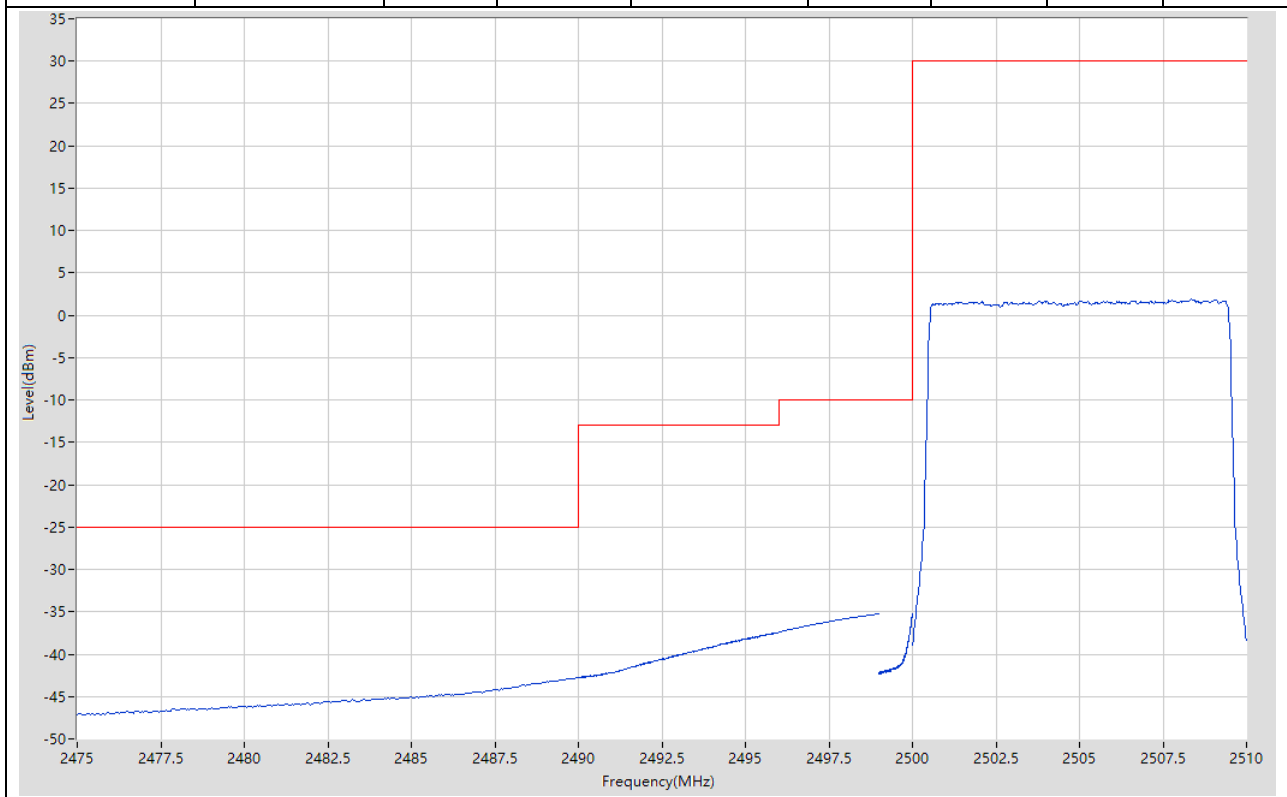
**11.11. LTE Band Edge\_Part22-24-27(NTNV)(Subtest:11, Channel:20800, Bandwidth:10, Modulation:Q16, RB Number: 1, RB Position:LOW)**

Start Frequency (MHz)	Stop Frequency (MHz)	RBW (MHz)	Detector	Frequency (MHz)	Power (dBm)	Limit (dBm)	Verdict	Sweep Point
2475	2490	1	RMS	2482.875	-43.97	-25	Pass	401
2490	2496	1	RMS	2495.94	-42.69	-13	Pass	401
2496	2499	1	RMS	2499	-38.71	-10	Pass	4
2499	2500	0.2	RMS	2500	-20.24	-10	Pass	401
2500	2510	0.1	RMS	2500.6	19.42	30	Pass	401



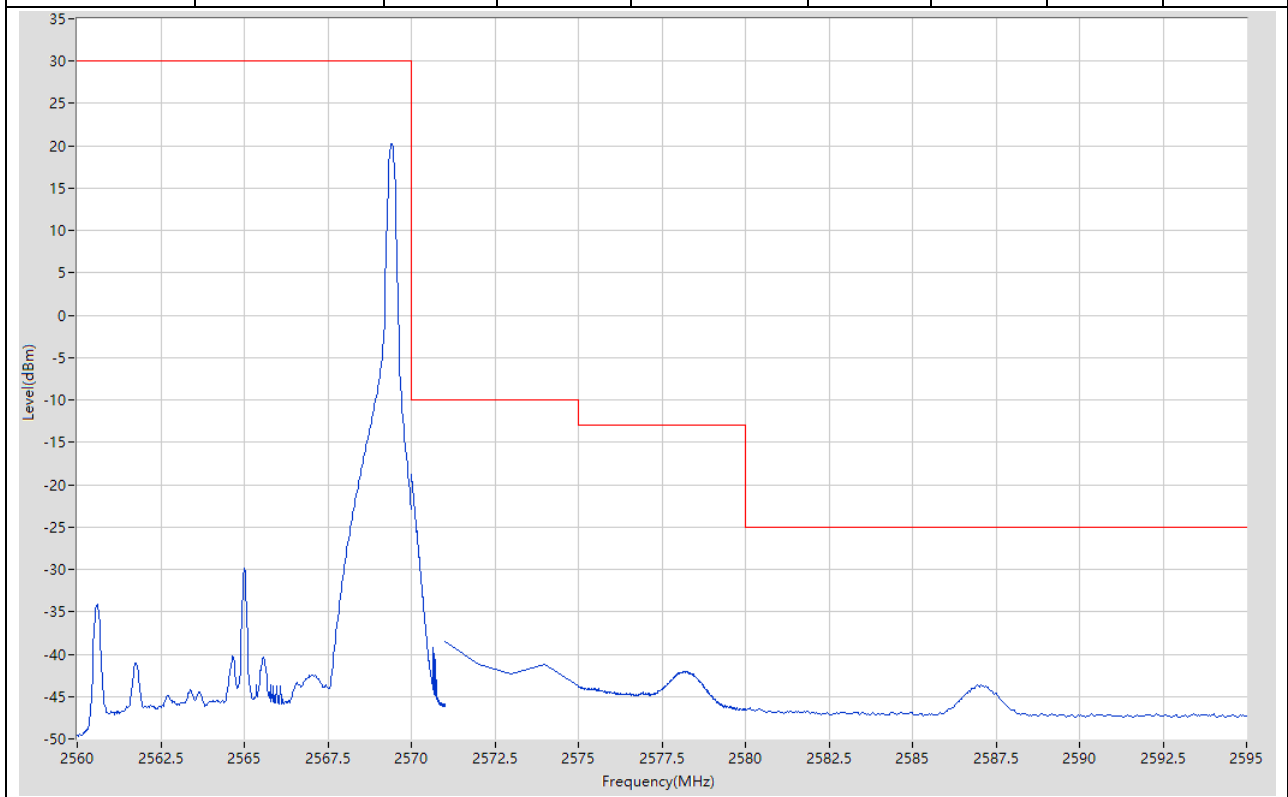
**11.12. LTE Band Edge\_Part22-24-27(NTNV)(Subtest:12, Channel:20800, Bandwidth:10, Modulation:Q16, RB Number: 50, RB Position:LOW)**

Start Frequency (MHz)	Stop Frequency (MHz)	RBW (MHz)	Detector	Frequency (MHz)	Power (dBm)	Limit (dBm)	Verdict	Sweep Point
2475	2490	1	RMS	2490	-42.72	-25	Pass	401
2490	2496	1	RMS	2496	-37.38	-13	Pass	401
2496	2499	1	RMS	2499	-35.2	-10	Pass	4
2499	2500	0.2	RMS	2500	-35.19	-10	Pass	401
2500	2510	0.1	RMS	2508.35	1.88	30	Pass	401



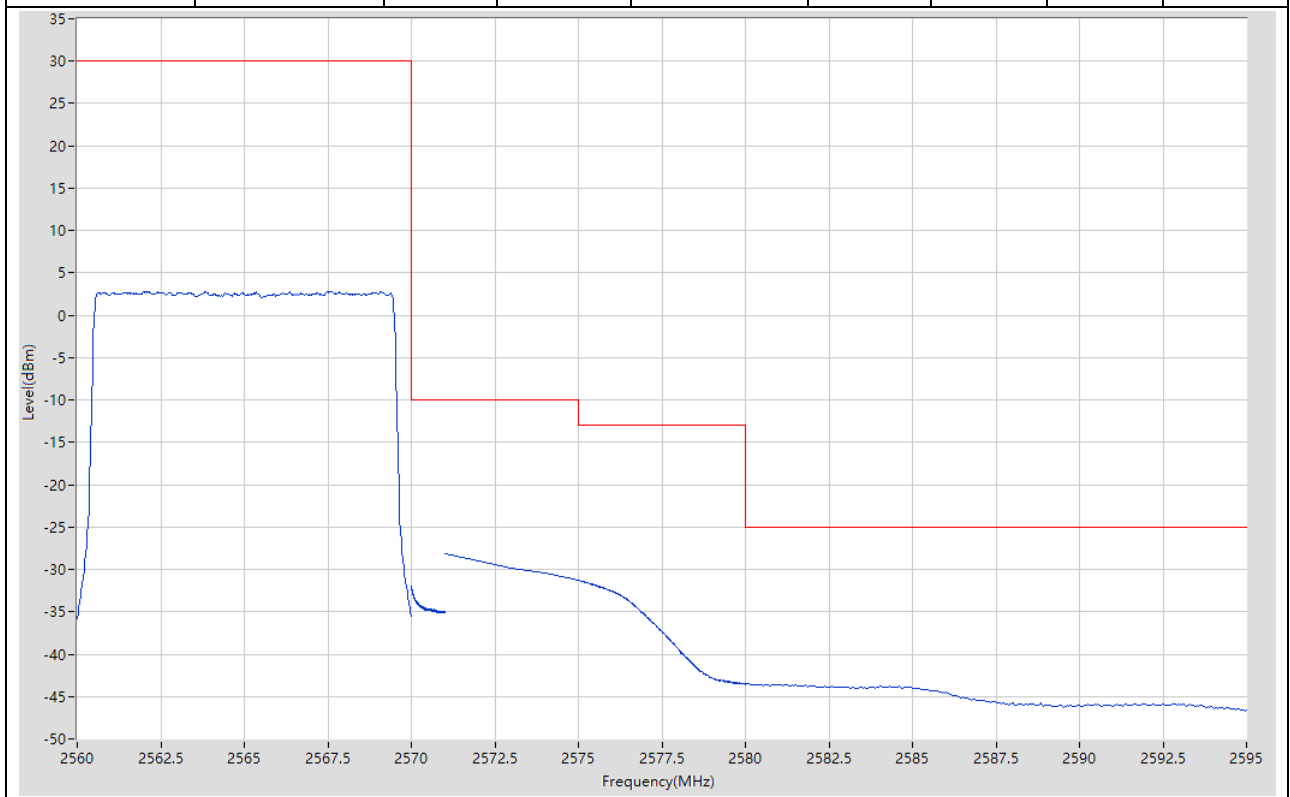
**11.13. LTE Band Edge\_Part22-24-27(NTNV)(Subtest:13, Channel:21400, Bandwidth:10, Modulation:QPSK, RB Number: 1, RB Position:HIGH)**

Start Frequency (MHz)	Stop Frequency (MHz)	RBW (MHz)	Detector	Frequency (MHz)	Power (dBm)	Limit (dBm)	Verdict	Sweep Point
2560	2570	0.1	RMS	2569.4	20.25	30	Pass	401
2570	2571	0.2	RMS	2570.003	-18.85	-10	Pass	401
2571	2575	1	RMS	2571	-38.54	-10	Pass	5
2575	2580	1	RMS	2578.15	-41.99	-13	Pass	401
2580	2595	1	RMS	2587.05	-43.63	-25	Pass	401



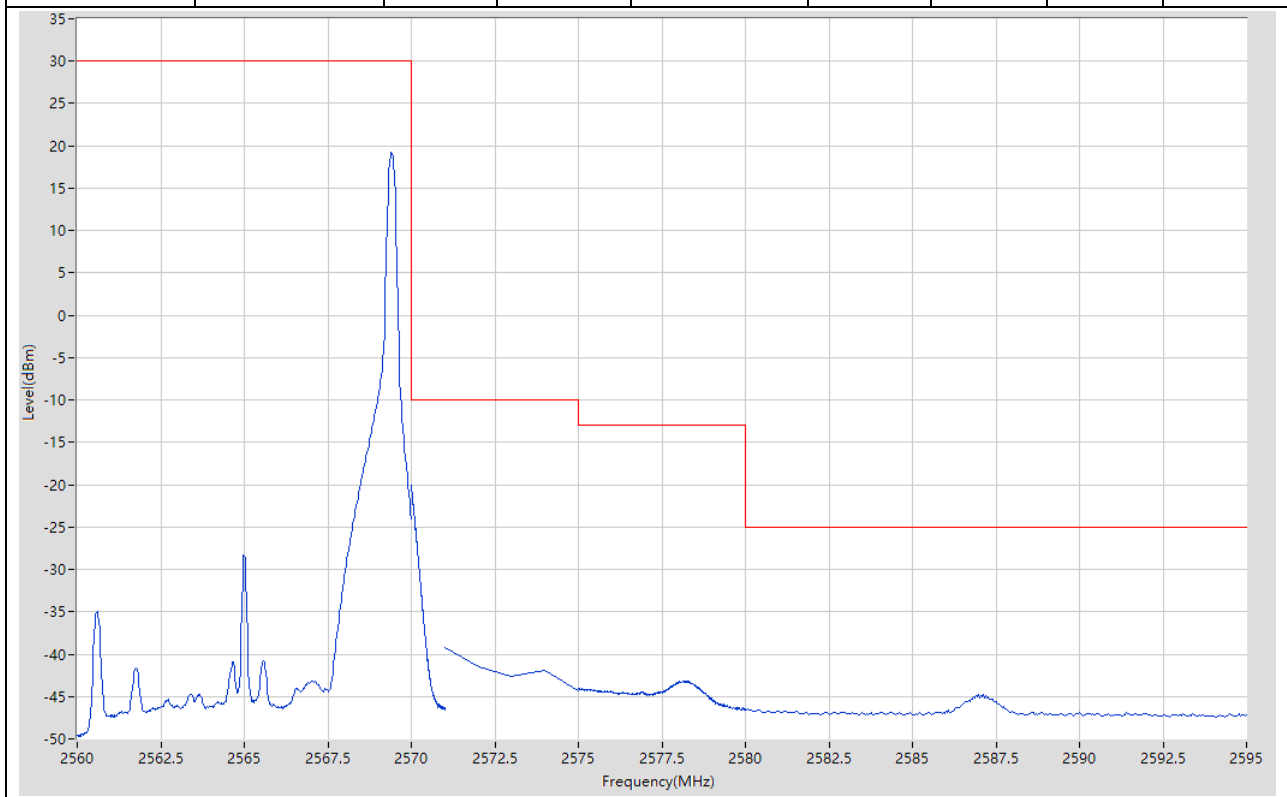
**11.14. LTE Band Edge\_Part22-24-27(NTNV)(Subtest:14, Channel:21400, Bandwidth:10, Modulation:QPSK, RB Number: 50, RB Position:HIGH)**

Start Frequency (MHz)	Stop Frequency (MHz)	RBW (MHz)	Detector	Frequency (MHz)	Power (dBm)	Limit (dBm)	Verdict	Sweep Point
2560	2570	0.1	RMS	2567.575	2.83	30	Pass	401
2570	2571	0.2	RMS	2570.013	-31.95	-10	Pass	401
2571	2575	1	RMS	2571	-28.2	-10	Pass	5
2575	2580	1	RMS	2575	-31.27	-13	Pass	401
2580	2595	1	RMS	2580.075	-43.44	-25	Pass	401



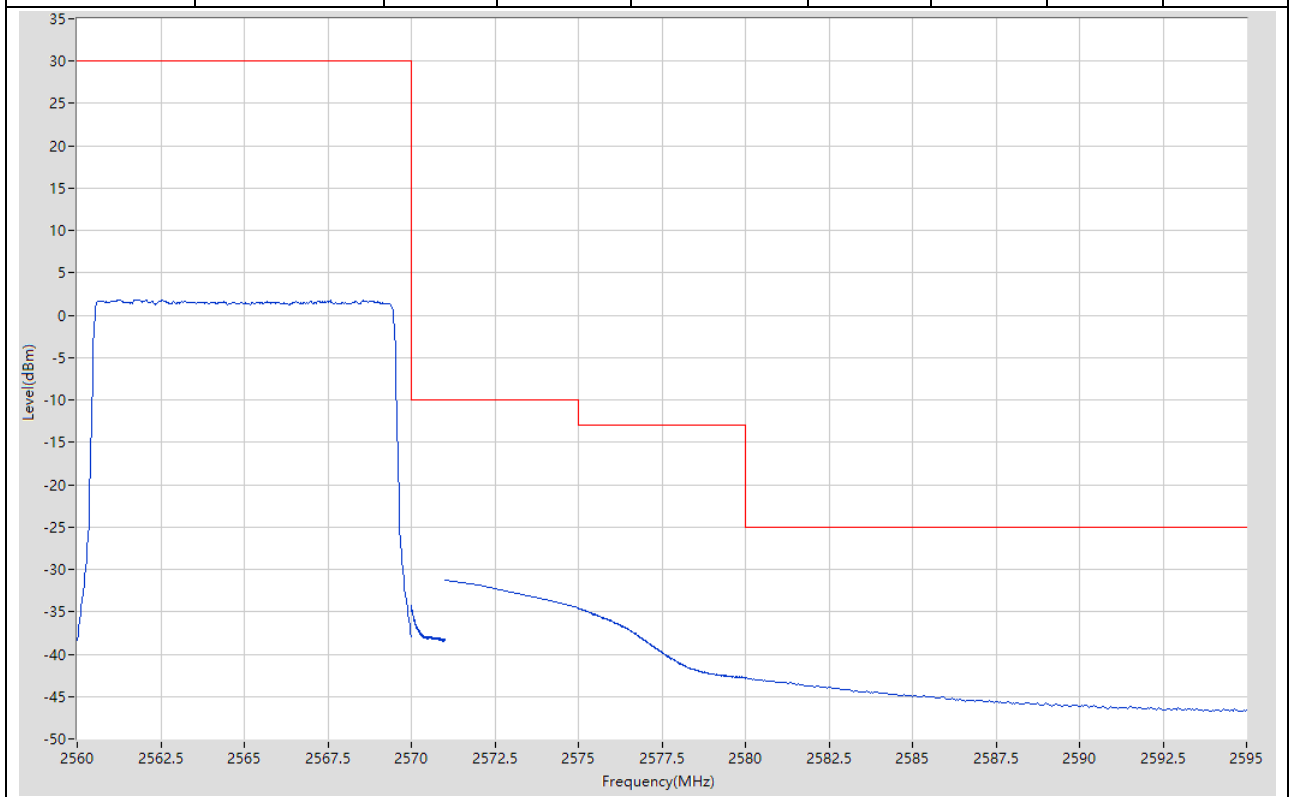
**11.15. LTE Band Edge\_Part22-24-27(NTNV)(Subtest:15, Channel:21400, Bandwidth:10, Modulation:Q16, RB Number: 1, RB Position:HIGH)**

Start Frequency (MHz)	Stop Frequency (MHz)	RBW (MHz)	Detector	Frequency (MHz)	Power (dBm)	Limit (dBm)	Verdict	Sweep Point
2560	2570	0.1	RMS	2569.4	19.25	30	Pass	401
2570	2571	0.2	RMS	2570.003	-20.08	-10	Pass	401
2571	2575	1	RMS	2571	-39.18	-10	Pass	5
2575	2580	1	RMS	2578.125	-43.18	-13	Pass	401
2580	2595	1	RMS	2586.975	-44.76	-25	Pass	401



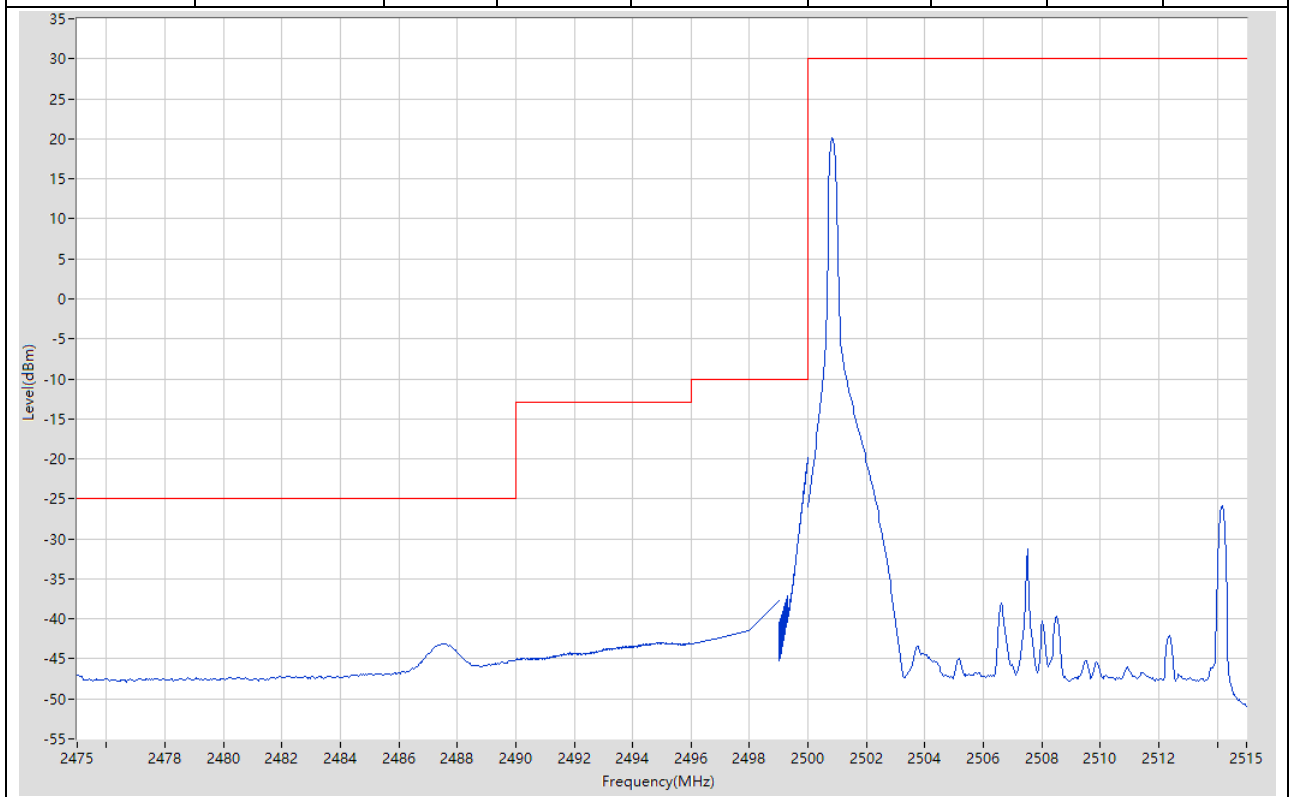
**11.16. LTE Band Edge\_Part22-24-27(NTNV)(Subtest:16, Channel:21400, Bandwidth:10, Modulation:Q16, RB Number: 50, RB Position:HIGH)**

Start Frequency (MHz)	Stop Frequency (MHz)	RBW (MHz)	Detector	Frequency (MHz)	Power (dBm)	Limit (dBm)	Verdict	Sweep Point
2560	2570	0.1	RMS	2561.2	1.81	30	Pass	401
2570	2571	0.2	RMS	2570	-34.29	-10	Pass	401
2571	2575	1	RMS	2571	-31.33	-10	Pass	5
2575	2580	1	RMS	2575	-34.59	-13	Pass	401
2580	2595	1	RMS	2580	-42.82	-25	Pass	401



**11.17. LTE Band Edge\_Part22-24-27(NTNV)(Subtest:17, Channel:20825, Bandwidth:15, Modulation:QPSK, RB Number: 1, RB Position:LOW)**

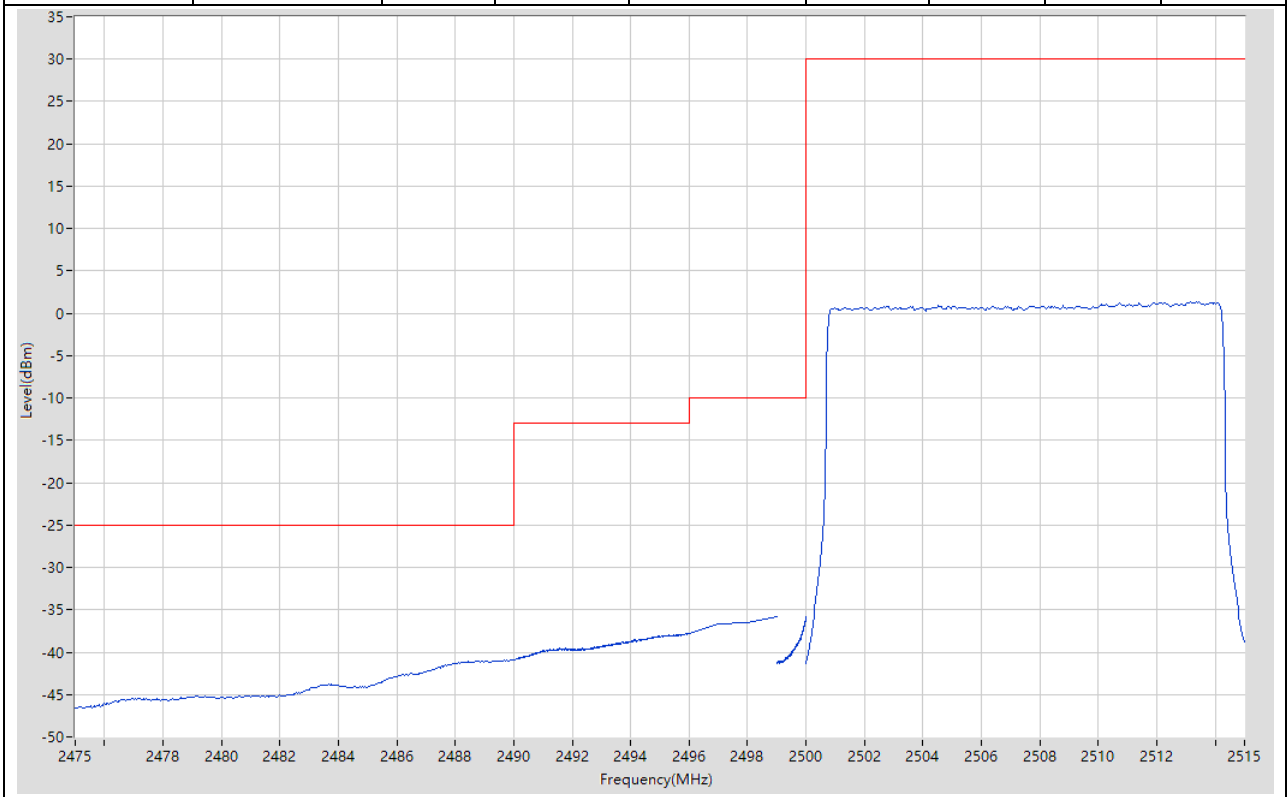
Start Frequency (MHz)	Stop Frequency (MHz)	RBW (MHz)	Detector	Frequency (MHz)	Power (dBm)	Limit (dBm)	Verdict	Sweep Point
2475	2490	1	RMS	2487.563	-43.06	-25	Pass	401
2490	2496	1	RMS	2494.92	-42.97	-13	Pass	401
2496	2499	1	RMS	2499	-37.77	-10	Pass	4
2499	2500	0.3	RMS	2499.998	-19.9	-10	Pass	401
2500	2515	0.1	RMS	2500.825	20.06	30	Pass	401





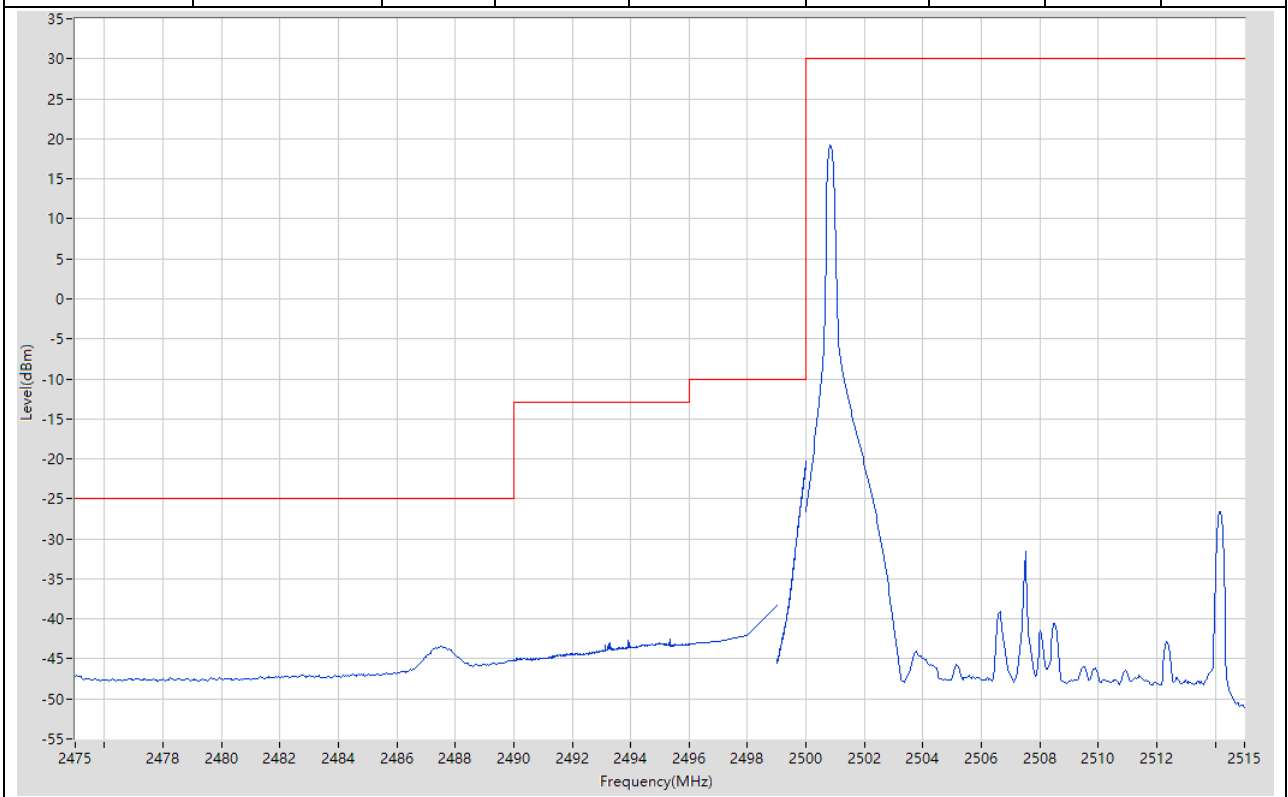
**11.18. LTE Band Edge\_Part22-24-27(NTNV)(Subtest:18, Channel:20825, Bandwidth:15, Modulation:QPSK, RB Number: 75, RB Position:LOW)**

Start Frequency (MHz)	Stop Frequency (MHz)	RBW (MHz)	Detector	Frequency (MHz)	Power (dBm)	Limit (dBm)	Verdict	Sweep Point
2475	2490	1	RMS	2489.963	-40.91	-25	Pass	401
2490	2496	1	RMS	2495.925	-37.74	-13	Pass	401
2496	2499	1	RMS	2499	-35.77	-10	Pass	4
2499	2500	0.3	RMS	2499.998	-35.77	-10	Pass	401
2500	2515	0.1	RMS	2513.35	1.34	30	Pass	401



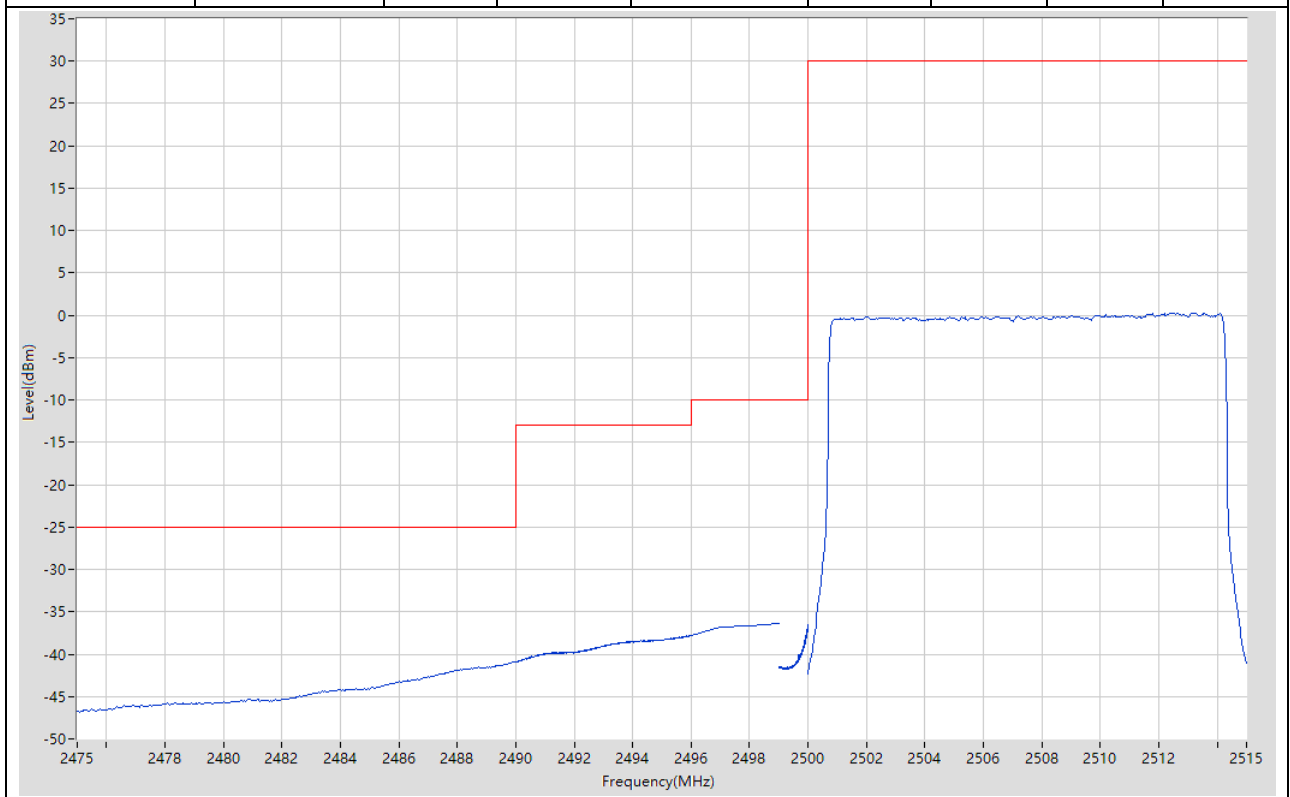
**11.19. LTE Band Edge\_Part22-24-27(NTNV)(Subtest:19, Channel:20825, Bandwidth:15, Modulation:Q16, RB Number: 1, RB Position:LOW)**

Start Frequency (MHz)	Stop Frequency (MHz)	RBW (MHz)	Detector	Frequency (MHz)	Power (dBm)	Limit (dBm)	Verdict	Sweep Point
2475	2490	1	RMS	2487.488	-43.46	-25	Pass	401
2490	2496	1	RMS	2495.34	-42.46	-13	Pass	401
2496	2499	1	RMS	2499	-38.25	-10	Pass	4
2499	2500	0.3	RMS	2499.998	-20.35	-10	Pass	401
2500	2515	0.1	RMS	2500.825	19.23	30	Pass	401



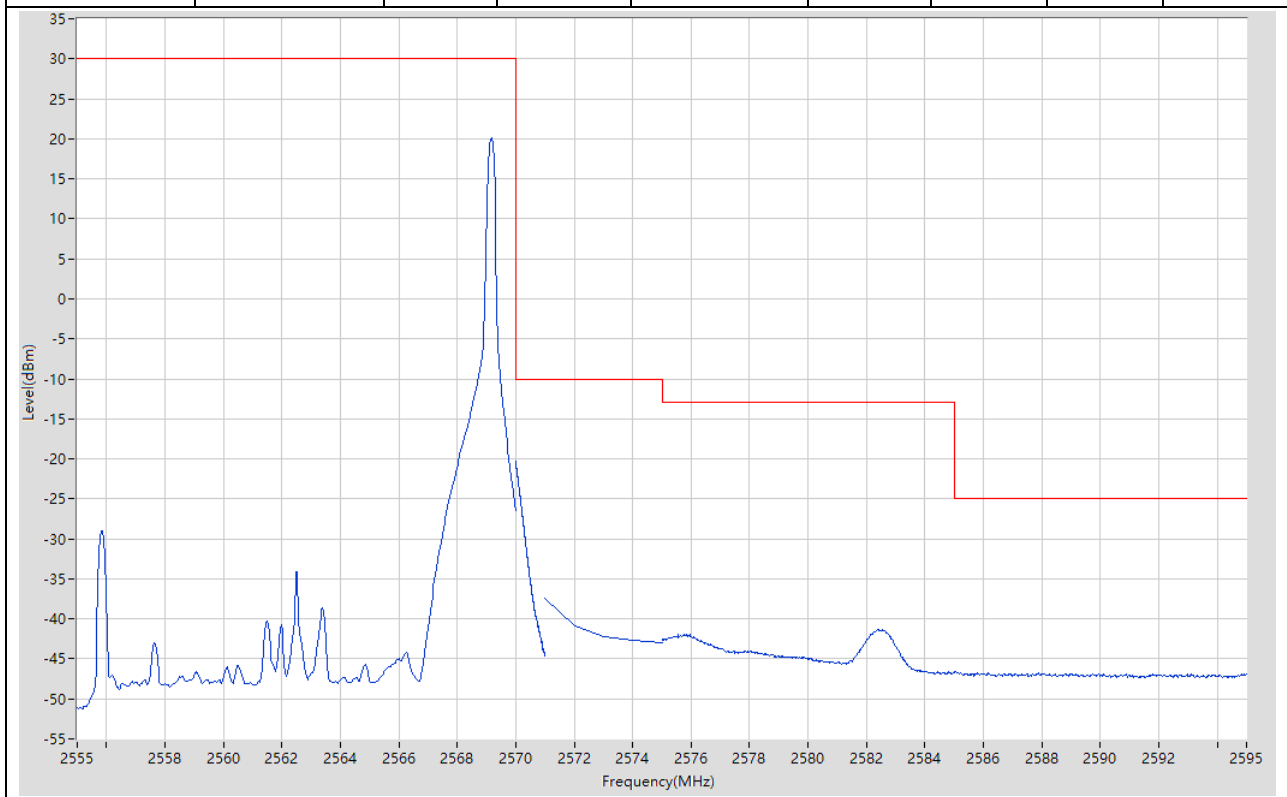
**11.20. LTE Band Edge\_Part22-24-27(NTNV)(Subtest:20, Channel:20825, Bandwidth:15, Modulation:Q16, RB Number: 75, RB Position:LOW)**

Start Frequency (MHz)	Stop Frequency (MHz)	RBW (MHz)	Detector	Frequency (MHz)	Power (dBm)	Limit (dBm)	Verdict	Sweep Point
2475	2490	1	RMS	2490	-40.91	-25	Pass	401
2490	2496	1	RMS	2495.985	-37.75	-13	Pass	401
2496	2499	1	RMS	2499	-36.44	-10	Pass	4
2499	2500	0.3	RMS	2500	-36.51	-10	Pass	401
2500	2515	0.1	RMS	2513.2	0.28	30	Pass	401



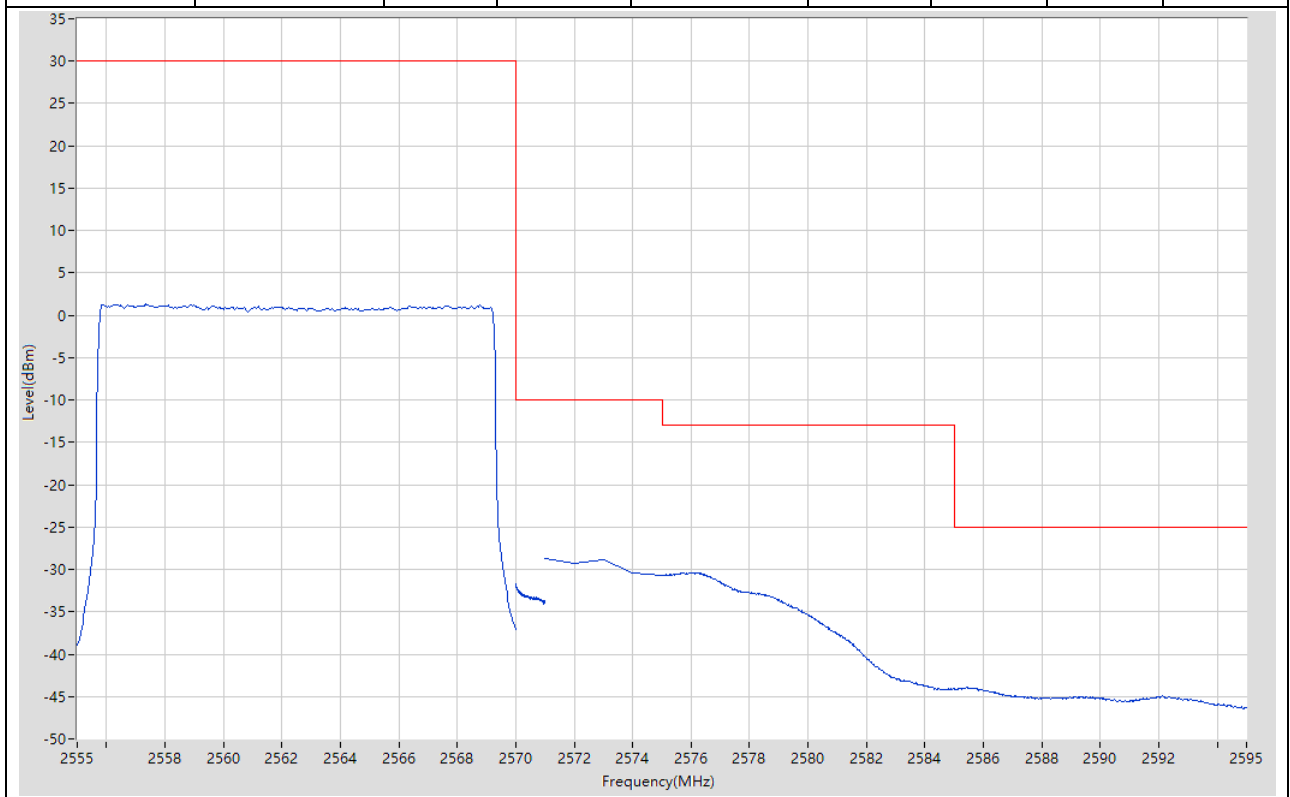
**11.21. LTE Band Edge\_Part22-24-27(NTNV)(Subtest:21, Channel:21375, Bandwidth:15, Modulation:QPSK, RB Number: 1, RB Position:HIGH)**

Start Frequency (MHz)	Stop Frequency (MHz)	RBW (MHz)	Detector	Frequency (MHz)	Power (dBm)	Limit (dBm)	Verdict	Sweep Point
2555	2570	0.1	RMS	2569.175	20.11	30	Pass	401
2570	2571	0.3	RMS	2570	-20.36	-10	Pass	401
2571	2575	1	RMS	2571	-37.39	-10	Pass	5
2575	2585	1	RMS	2582.425	-41.3	-13	Pass	401
2585	2595	1	RMS	2585.05	-46.65	-25	Pass	401



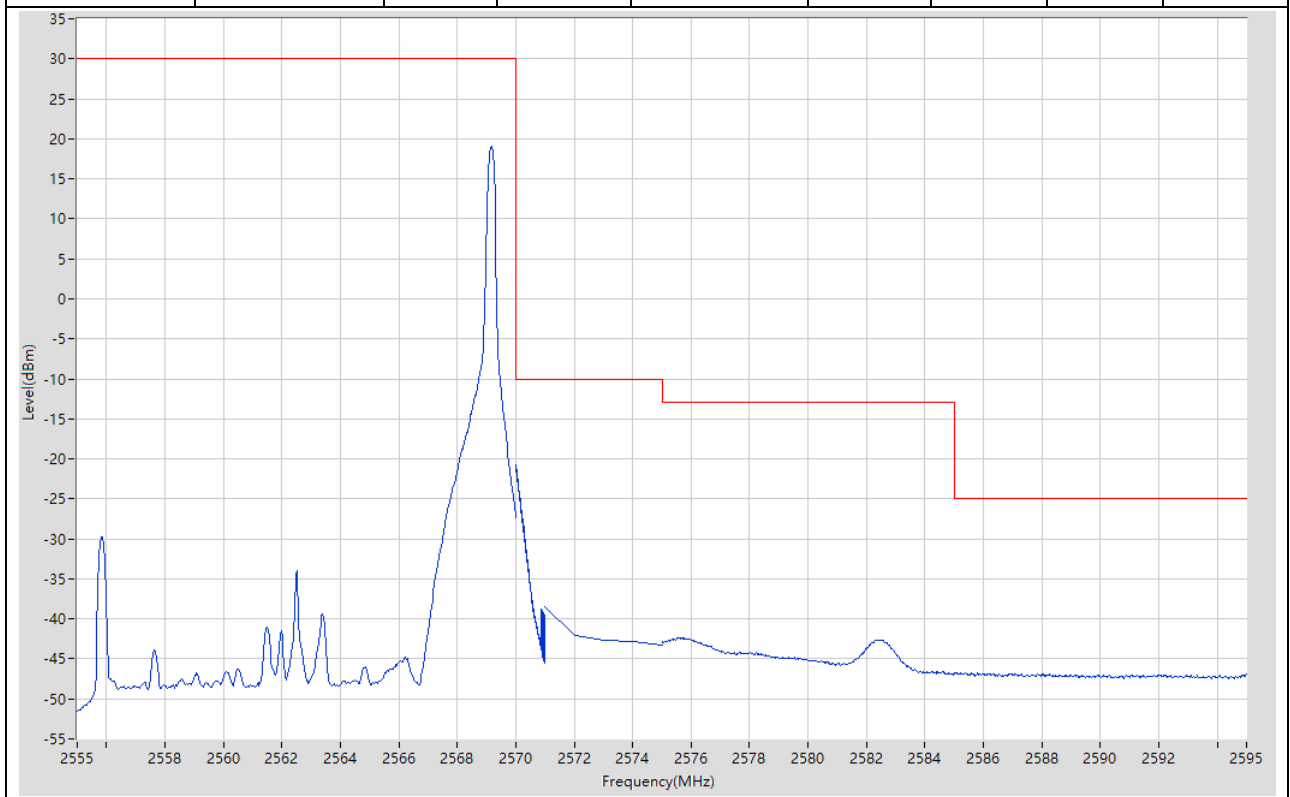
**11.22. LTE Band Edge\_Part22-24-27(NTNV)(Subtest:22, Channel:21375, Bandwidth:15, Modulation:QPSK, RB Number: 75, RB Position:HIGH)**

Start Frequency (MHz)	Stop Frequency (MHz)	RBW (MHz)	Detector	Frequency (MHz)	Power (dBm)	Limit (dBm)	Verdict	Sweep Point
2555	2570	0.1	RMS	2557.325	1.32	30	Pass	401
2570	2571	0.3	RMS	2570.005	-31.69	-10	Pass	401
2571	2575	1	RMS	2571	-28.66	-10	Pass	5
2575	2585	1	RMS	2575.7	-30.35	-13	Pass	401
2585	2595	1	RMS	2585.425	-43.93	-25	Pass	401



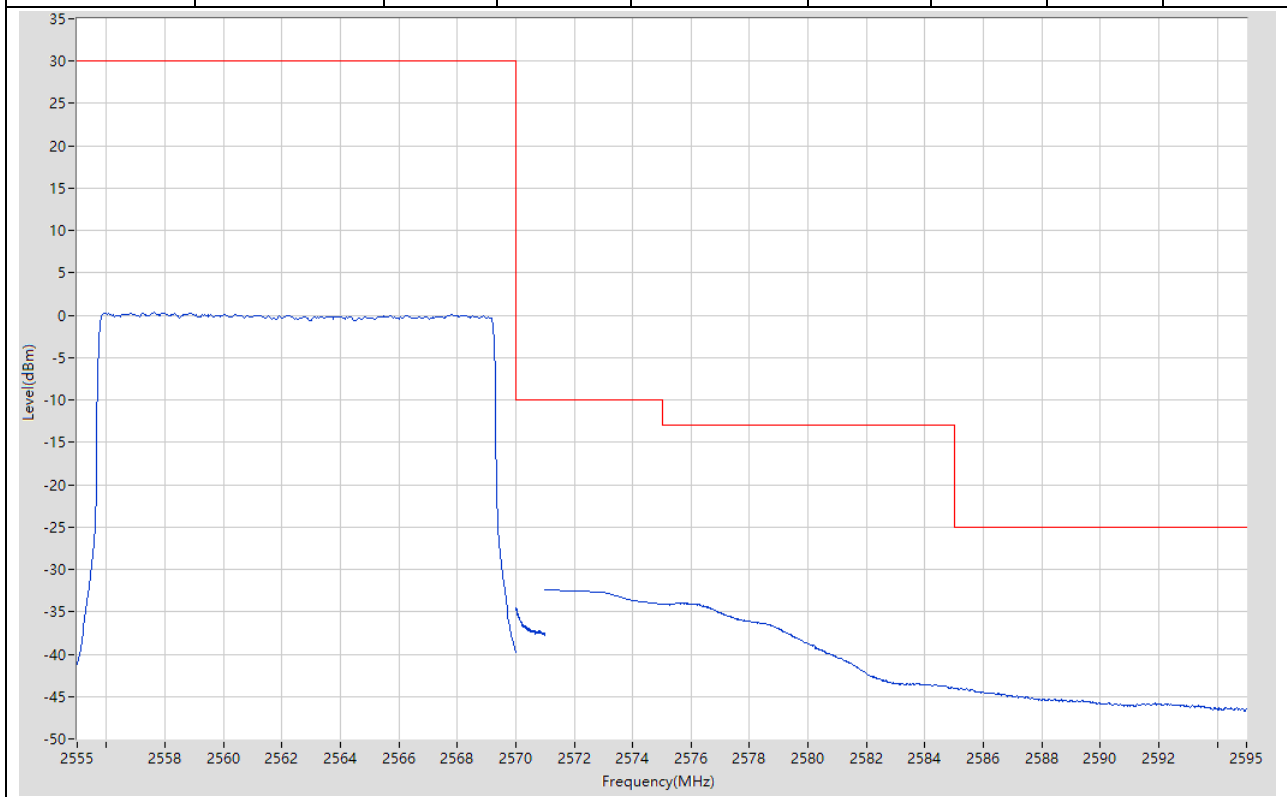
**11.23. LTE Band Edge\_Part22-24-27(NTNV)(Subtest:23, Channel:21375, Bandwidth:15, Modulation:Q16, RB Number: 1, RB Position:HIGH)**

Start Frequency (MHz)	Stop Frequency (MHz)	RBW (MHz)	Detector	Frequency (MHz)	Power (dBm)	Limit (dBm)	Verdict	Sweep Point
2555	2570	0.1	RMS	2569.175	19.08	30	Pass	401
2570	2571	0.3	RMS	2570.008	-20.8	-10	Pass	401
2571	2575	1	RMS	2571	-38.4	-10	Pass	5
2575	2585	1	RMS	2575.6	-42.31	-13	Pass	401
2585	2595	1	RMS	2585.025	-46.69	-25	Pass	401



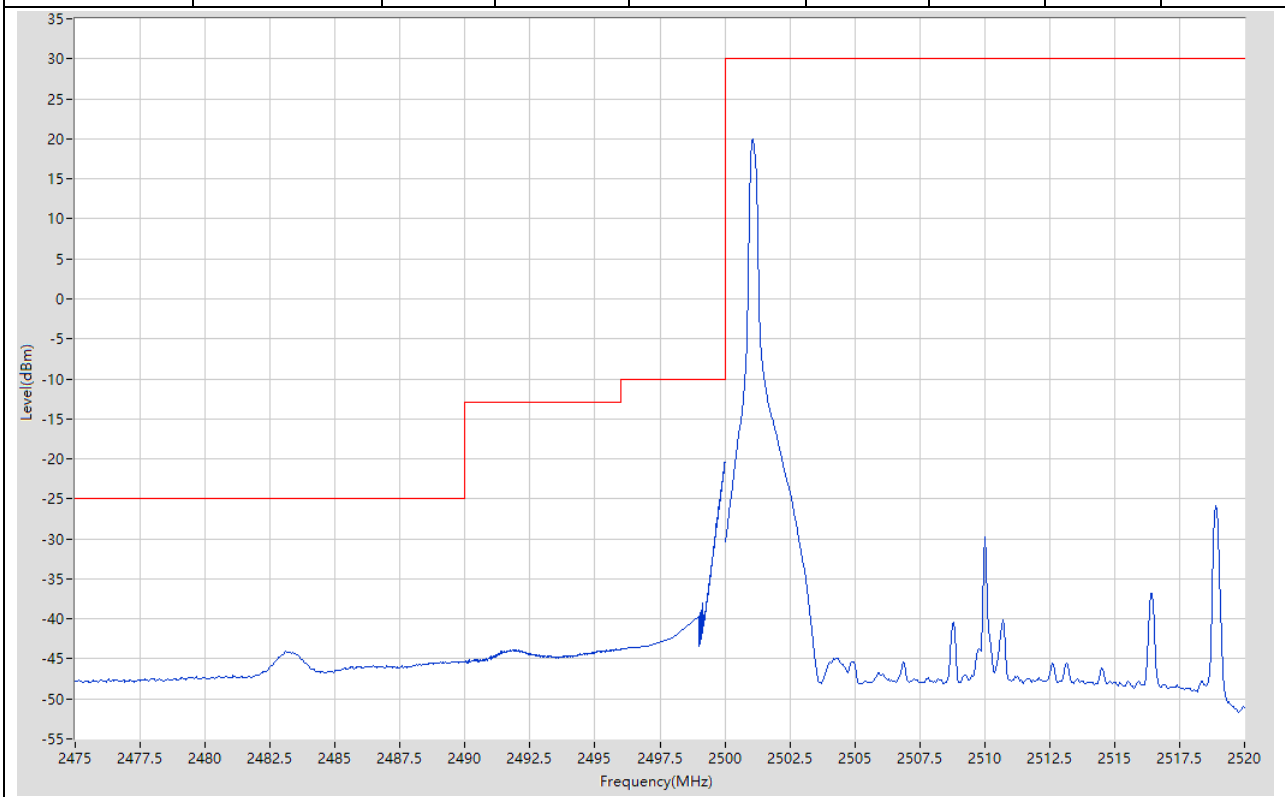
**11.24. LTE Band Edge\_Part22-24-27(NTNV)(Subtest:24, Channel:21375, Bandwidth:15, Modulation:Q16, RB Number: 75, RB Position:HIGH)**

Start Frequency (MHz)	Stop Frequency (MHz)	RBW (MHz)	Detector	Frequency (MHz)	Power (dBm)	Limit (dBm)	Verdict	Sweep Point
2555	2570	0.1	RMS	2557.625	0.33	30	Pass	401
2570	2571	0.3	RMS	2570.008	-34.47	-10	Pass	401
2571	2575	1	RMS	2571	-32.37	-10	Pass	5
2575	2585	1	RMS	2575.7	-33.95	-13	Pass	401
2585	2595	1	RMS	2585.05	-43.98	-25	Pass	401



**11.25. LTE Band Edge\_Part22-24-27(NTNV)(Subtest:25, Channel:20850, Bandwidth:20, Modulation:QPSK, RB Number: 1, RB Position:LOW)**

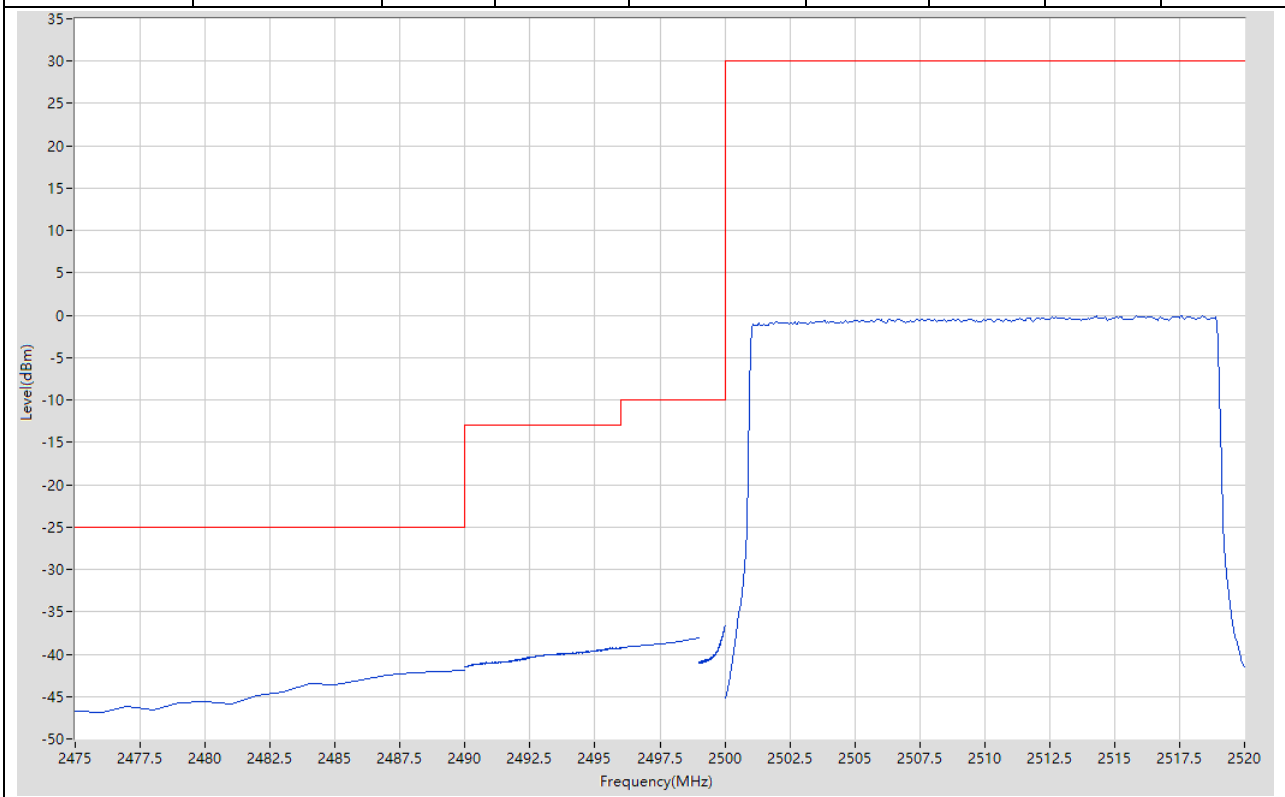
Start Frequency (MHz)	Stop Frequency (MHz)	RBW (MHz)	Detector	Frequency (MHz)	Power (dBm)	Limit (dBm)	Verdict	Sweep Point
2475	2490	1	RMS	2483.1	-44.1	-25	Pass	401
2490	2496	1	RMS	2495.82	-43.8	-13	Pass	401
2496	2499	1	RMS	2499	-39.72	-10	Pass	4
2499	2500	0.51	RMS	2500	-20.38	-10	Pass	401
2500	2520	0.1	RMS	2501.1	19.94	30	Pass	401





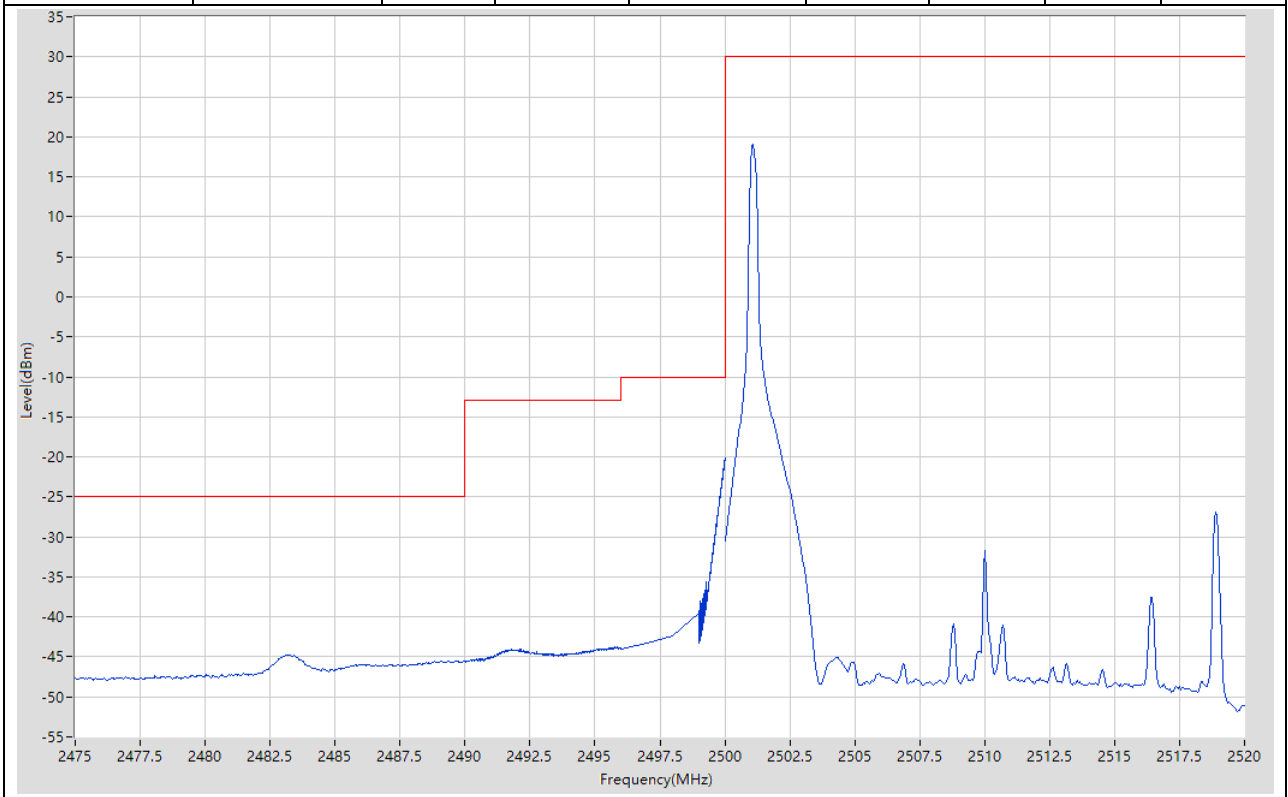
**11.26. LTE Band Edge\_Part22-24-27(NTNV)(Subtest:26, Channel:20850, Bandwidth:20, Modulation:QPSK, RB Number: 100, RB Position:LOW)**

Start Frequency (MHz)	Stop Frequency (MHz)	RBW (MHz)	Detector	Frequency (MHz)	Power (dBm)	Limit (dBm)	Verdict	Sweep Point
2475	2490	1	RMS	2490	-41.85	-25	Pass	16
2490	2496	1	RMS	2495.805	-39.23	-13	Pass	401
2496	2499	1	RMS	2499	-38.04	-10	Pass	4
2499	2500	0.51	RMS	2499.998	-36.66	-10	Pass	401
2500	2520	0.1	RMS	2517.6	-0.06	30	Pass	401



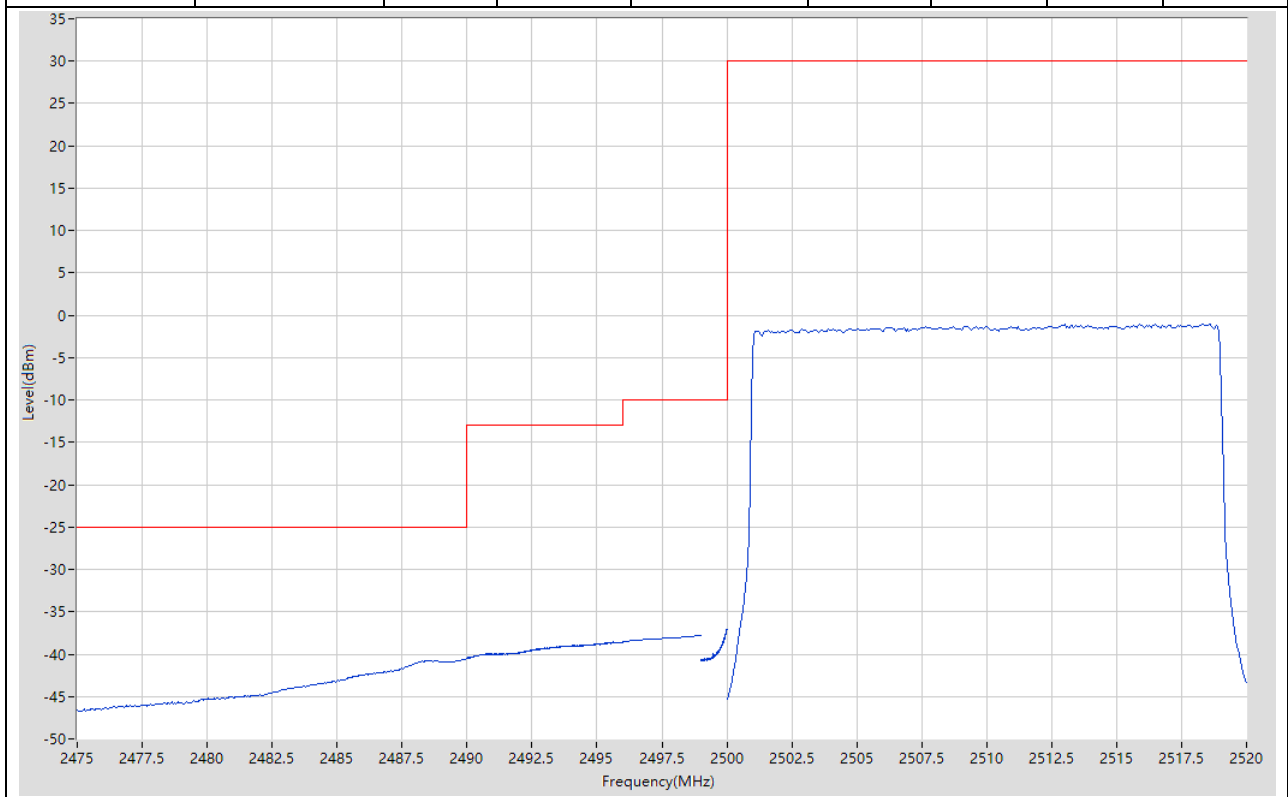
**11.27. LTE Band Edge\_Part22-24-27(NTNV)(Subtest:27, Channel:20850, Bandwidth:20, Modulation:Q16, RB Number: 1, RB Position:LOW)**

Start Frequency (MHz)	Stop Frequency (MHz)	RBW (MHz)	Detector	Frequency (MHz)	Power (dBm)	Limit (dBm)	Verdict	Sweep Point
2475	2490	1	RMS	2483.175	-44.74	-25	Pass	401
2490	2496	1	RMS	2495.865	-43.77	-13	Pass	401
2496	2499	1	RMS	2499	-39.45	-10	Pass	4
2499	2500	0.51	RMS	2500	-20.18	-10	Pass	401
2500	2520	0.1	RMS	2501.1	19.13	30	Pass	401



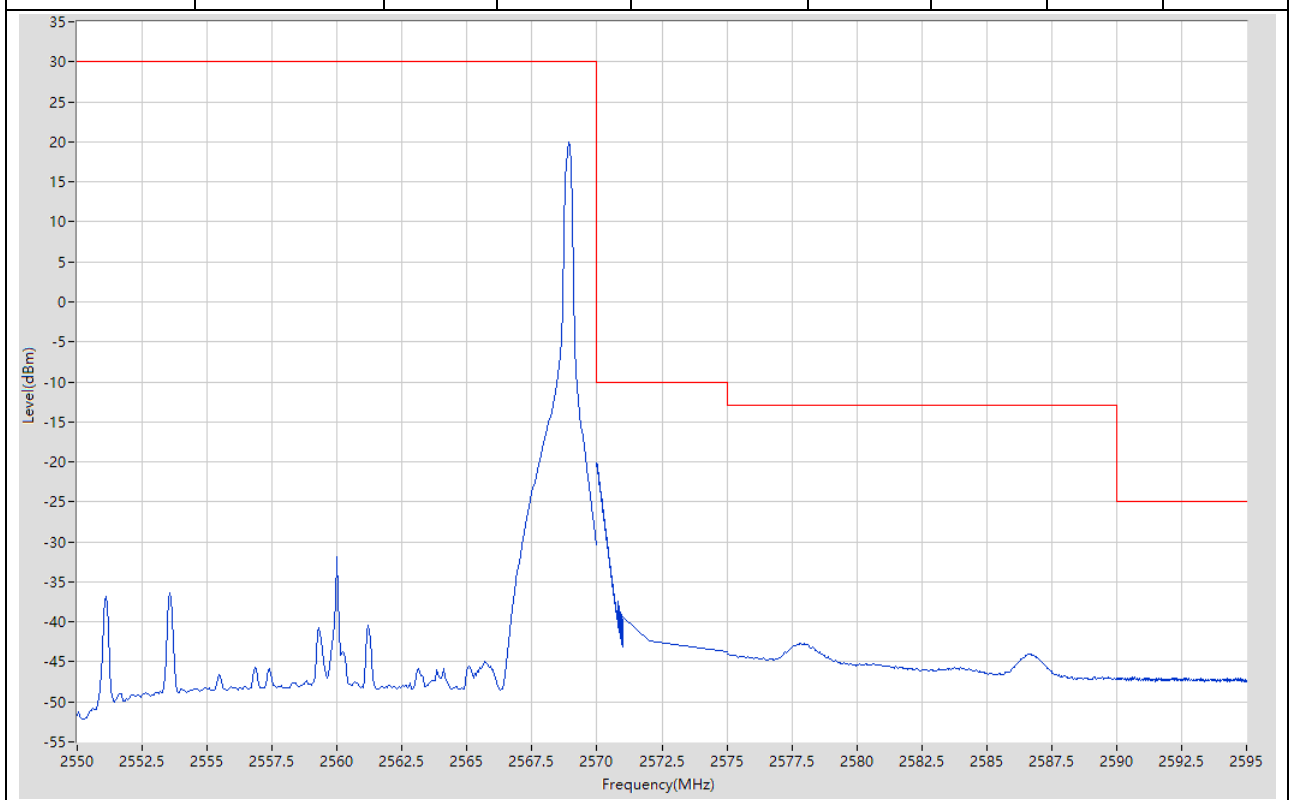
**11.28. LTE Band Edge\_Part22-24-27(NTNV)(Subtest:28, Channel:20850, Bandwidth:20, Modulation:Q16, RB Number: 100, RB Position:LOW)**

Start Frequency (MHz)	Stop Frequency (MHz)	RBW (MHz)	Detector	Frequency (MHz)	Power (dBm)	Limit (dBm)	Verdict	Sweep Point
2475	2490	1	RMS	2490	-40.5	-25	Pass	401
2490	2496	1	RMS	2495.64	-38.57	-13	Pass	401
2496	2499	1	RMS	2499	-37.83	-10	Pass	4
2499	2500	0.51	RMS	2499.998	-37.04	-10	Pass	401
2500	2520	0.1	RMS	2518.55	-1.07	30	Pass	401



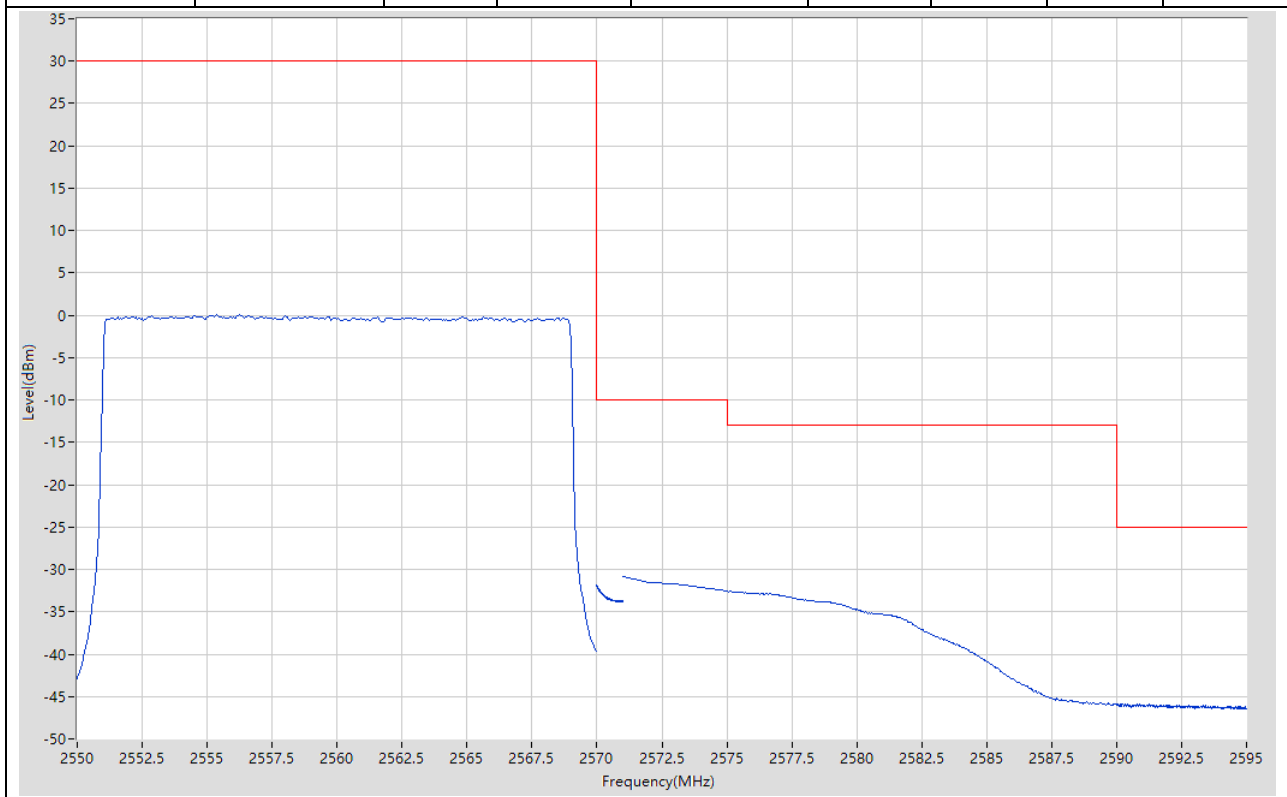
**11.29. LTE Band Edge\_Part22-24-27(NTNV)(Subtest:29, Channel:21350, Bandwidth:20, Modulation:QPSK, RB Number: 1, RB Position:HIGH)**

Start Frequency (MHz)	Stop Frequency (MHz)	RBW (MHz)	Detector	Frequency (MHz)	Power (dBm)	Limit (dBm)	Verdict	Sweep Point
2550	2570	0.1	RMS	2568.9	19.92	30	Pass	401
2570	2571	0.51	RMS	2570	-20.18	-10	Pass	401
2571	2575	1	RMS	2571	-39.33	-10	Pass	5
2575	2590	1	RMS	2577.813	-42.66	-13	Pass	401
2590	2595	1	RMS	2590.613	-46.95	-25	Pass	401



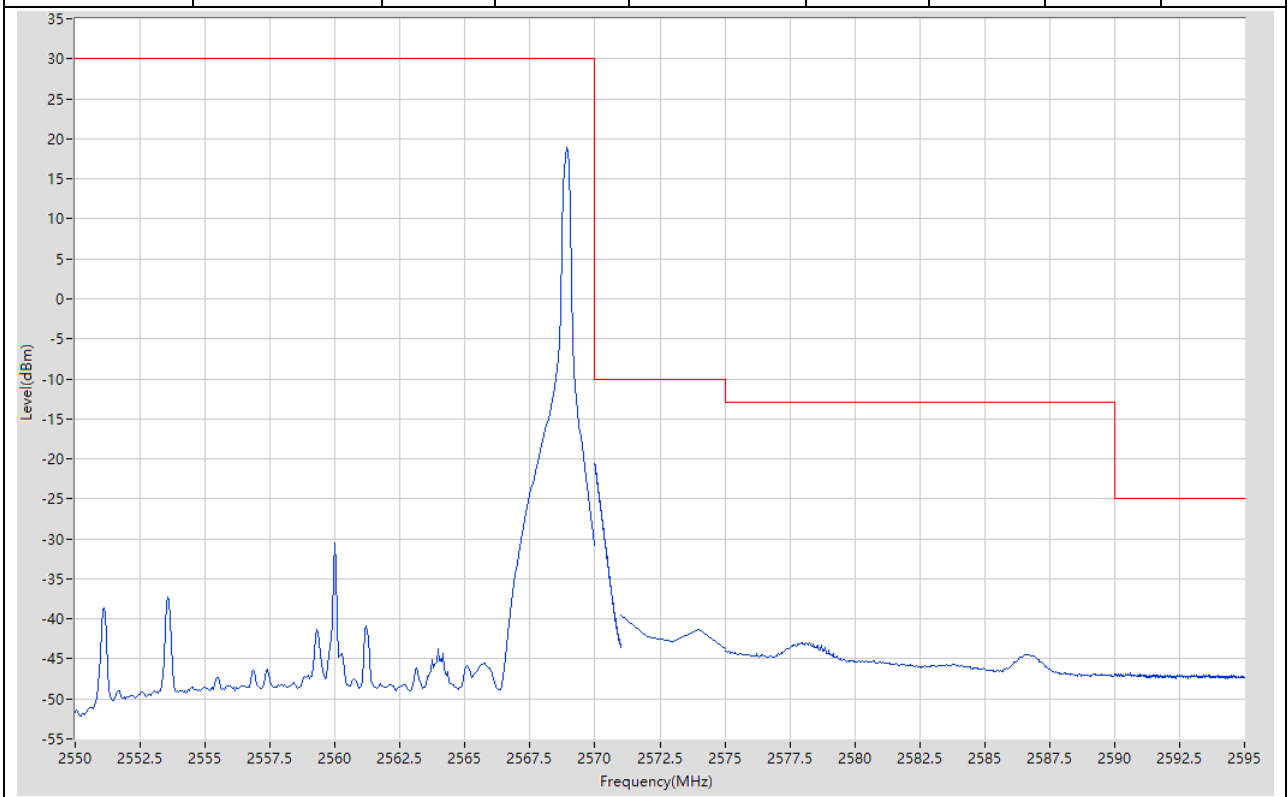
**11.30. LTE Band Edge\_Part22-24-27(NTNV)(Subtest:30, Channel:21350, Bandwidth:20, Modulation:QPSK, RB Number: 100, RB Position:HIGH)**

Start Frequency (MHz)	Stop Frequency (MHz)	RBW (MHz)	Detector	Frequency (MHz)	Power (dBm)	Limit (dBm)	Verdict	Sweep Point
2550	2570	0.1	RMS	2556.25	0.13	30	Pass	401
2570	2571	0.51	RMS	2570.003	-31.89	-10	Pass	401
2571	2575	1	RMS	2571	-30.89	-10	Pass	5
2575	2590	1	RMS	2575	-32.48	-13	Pass	401
2590	2595	1	RMS	2590.413	-45.9	-25	Pass	401



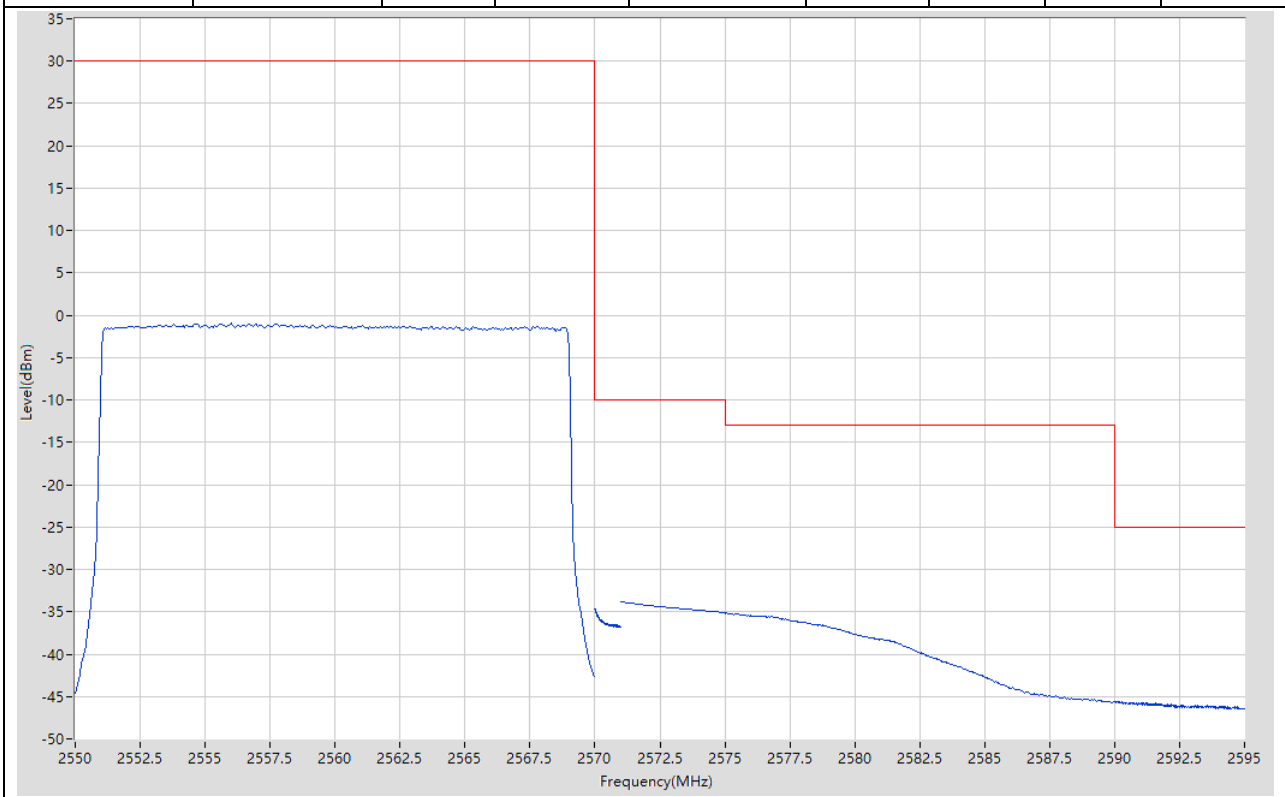
**11.31. LTE Band Edge\_Part22-24-27(NTNV)(Subtest:31, Channel:21350, Bandwidth:20, Modulation:Q16, RB Number: 1, RB Position:HIGH)**

Start Frequency (MHz)	Stop Frequency (MHz)	RBW (MHz)	Detector	Frequency (MHz)	Power (dBm)	Limit (dBm)	Verdict	Sweep Point
2550	2570	0.1	RMS	2568.9	18.85	30	Pass	401
2570	2571	0.51	RMS	2570	-20.55	-10	Pass	401
2571	2575	1	RMS	2571	-39.5	-10	Pass	5
2575	2590	1	RMS	2578.113	-42.96	-13	Pass	401
2590	2595	1	RMS	2590.613	-46.8	-25	Pass	401



**11.32. LTE Band Edge\_Part22-24-27(NTNV)(Subtest:32, Channel:21350, Bandwidth:20, Modulation:Q16, RB Number: 100, RB Position:HIGH)**

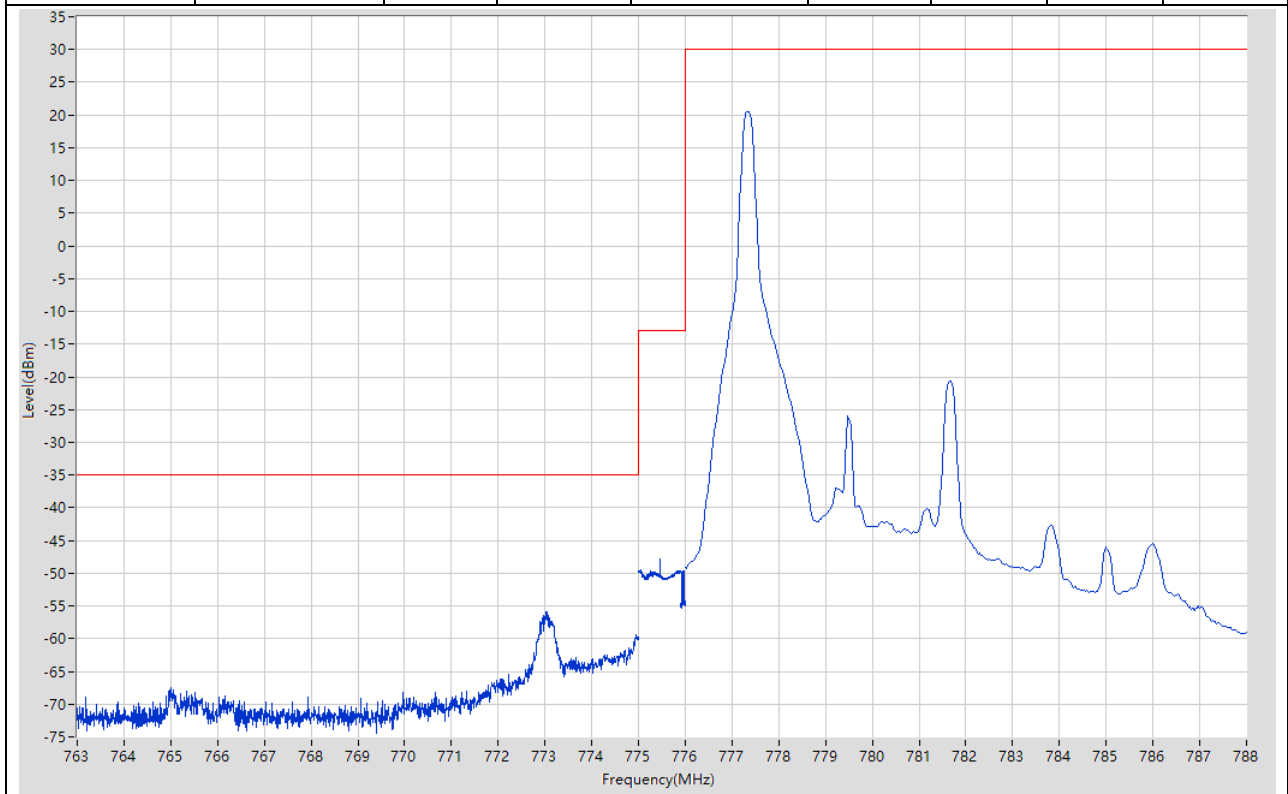
Start Frequency (MHz)	Stop Frequency (MHz)	RBW (MHz)	Detector	Frequency (MHz)	Power (dBm)	Limit (dBm)	Verdict	Sweep Point
2550	2570	0.1	RMS	2556	-0.92	30	Pass	401
2570	2571	0.51	RMS	2570.003	-34.64	-10	Pass	401
2571	2575	1	RMS	2571	-33.79	-10	Pass	5
2575	2590	1	RMS	2575.075	-35.17	-13	Pass	401
2590	2595	1	RMS	2590.188	-45.54	-25	Pass	401



## 12. LTE\_Band13

### 12.1. LTE Band Edge\_Part22-24-27(NTNV)(Subtest:1, Channel:23205, Bandwidth:5, Modulation:QPSK, RB Number: 1, RB Position:LOW)

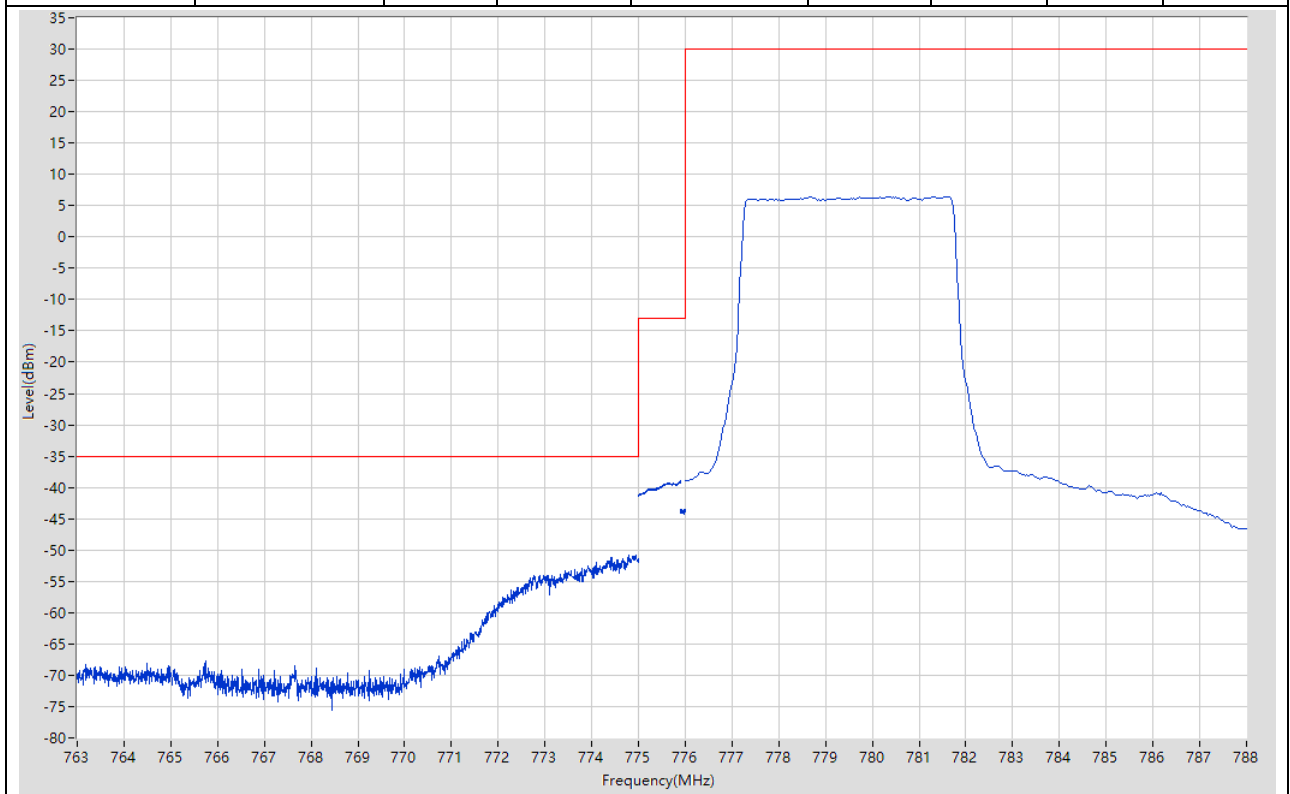
Start Frequency (MHz)	Stop Frequency (MHz)	RBW (MHz)	Detector	Frequency (MHz)	Power (dBm)	Limit (dBm)	Verdict	Sweep Point
763	775	0.01	RMS	773.02	-55.9	-35	Pass	1201
775	775.9	0.1	RMS	775.459	-47.9	-13	Pass	401
775.9	776	0.03	RMS	775.969	-49.63	-13	Pass	401
776	788	0.1	RMS	777.35	20.53	30	Pass	401





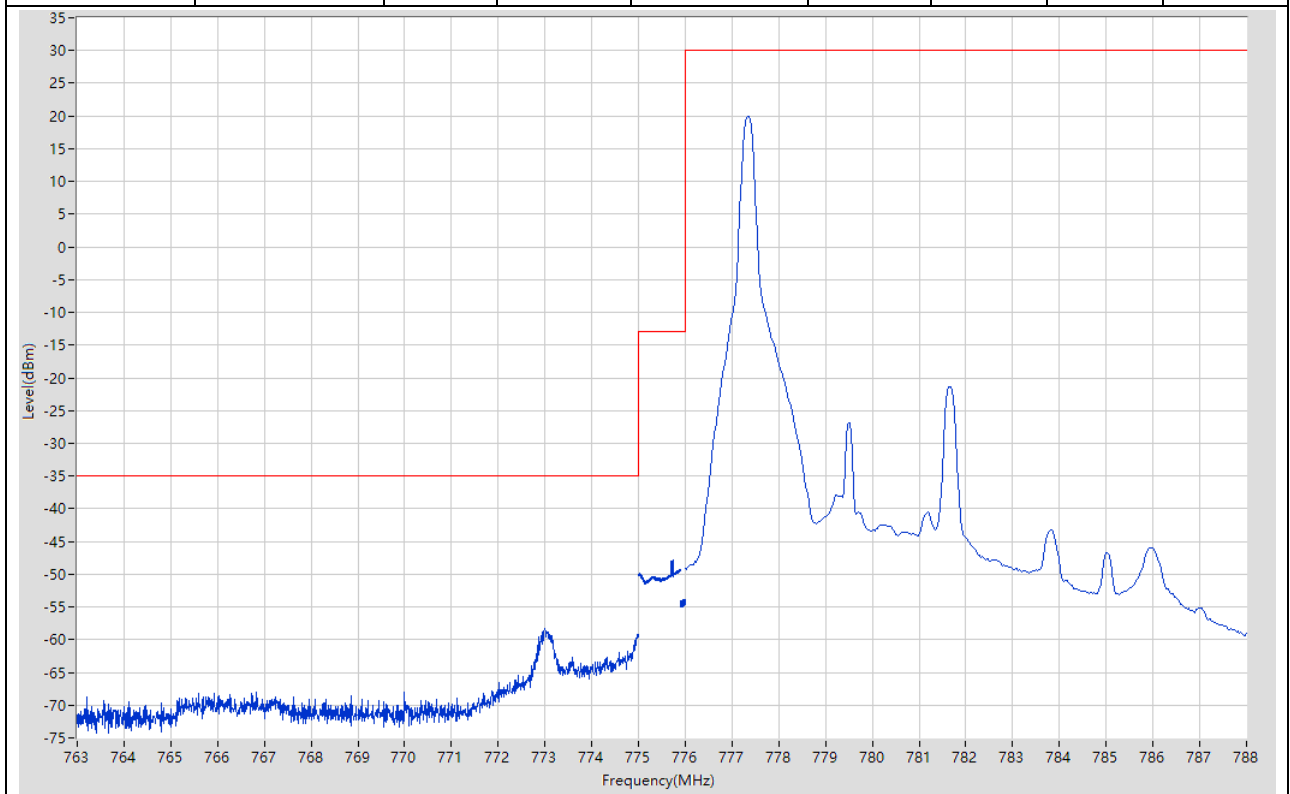
**12.2. LTE Band Edge\_Part22-24-27(NTNV)(Subtest:2, Channel:23205, Bandwidth:5, Modulation:QPSK, RB Number: 25, RB Position:LOW)**

Start Frequency (MHz)	Stop Frequency (MHz)	RBW (MHz)	Detector	Frequency (MHz)	Power (dBm)	Limit (dBm)	Verdict	Sweep Point
763	775	0.01	RMS	774.94	-50.77	-35	Pass	1201
775	775.9	0.1	RMS	775.896	-38.95	-13	Pass	401
775.9	776	0.03	RMS	775.912	-43.55	-13	Pass	401
776	788	0.1	RMS	781.55	6.46	30	Pass	401



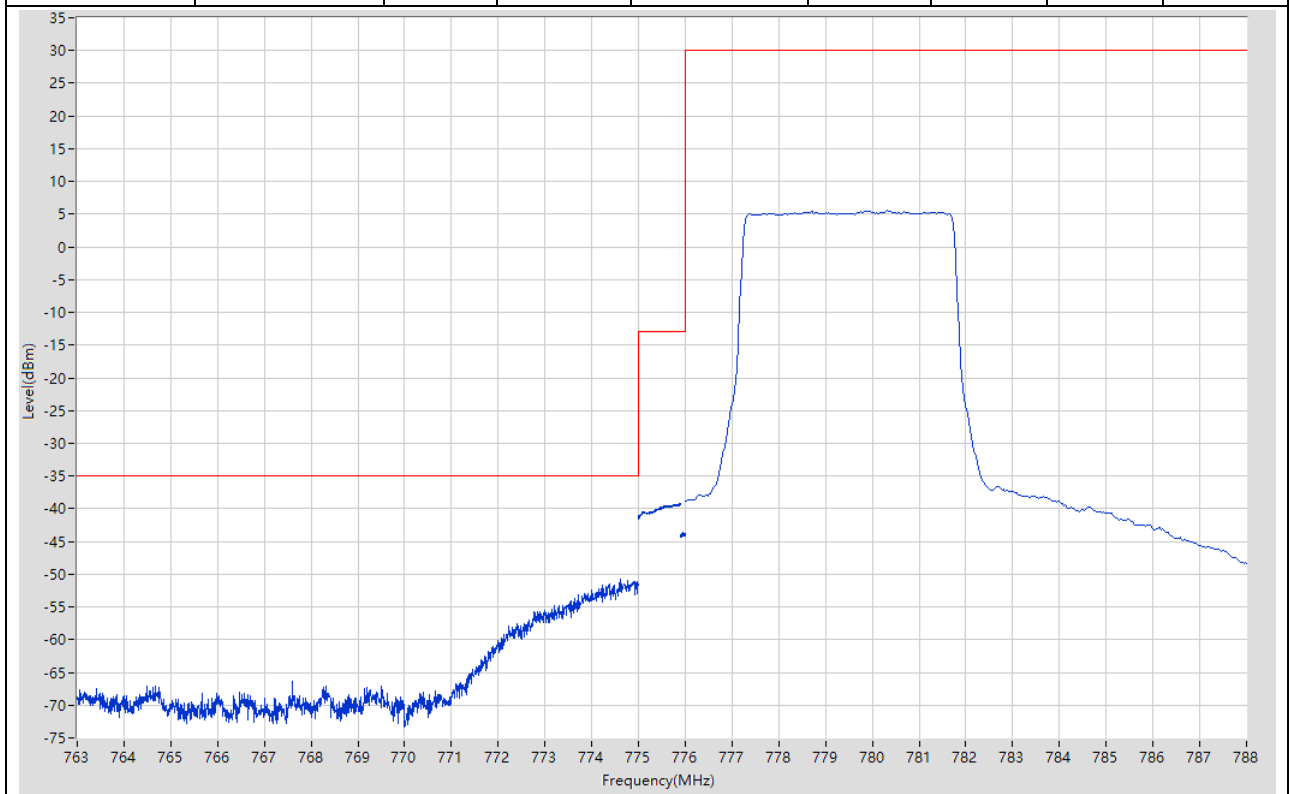
**12.3. LTE Band Edge\_Part22-24-27(NTNV)(Subtest:3, Channel:23205, Bandwidth:5, Modulation:Q16, RB Number: 1, RB Position:LOW)**

Start Frequency (MHz)	Stop Frequency (MHz)	RBW (MHz)	Detector	Frequency (MHz)	Power (dBm)	Limit (dBm)	Verdict	Sweep Point
763	775	0.01	RMS	772.99	-58.21	-35	Pass	1201
775	775.9	0.1	RMS	775.734	-47.79	-13	Pass	401
775.9	776	0.03	RMS	775.99	-53.83	-13	Pass	401
776	788	0.1	RMS	777.35	19.9	30	Pass	401



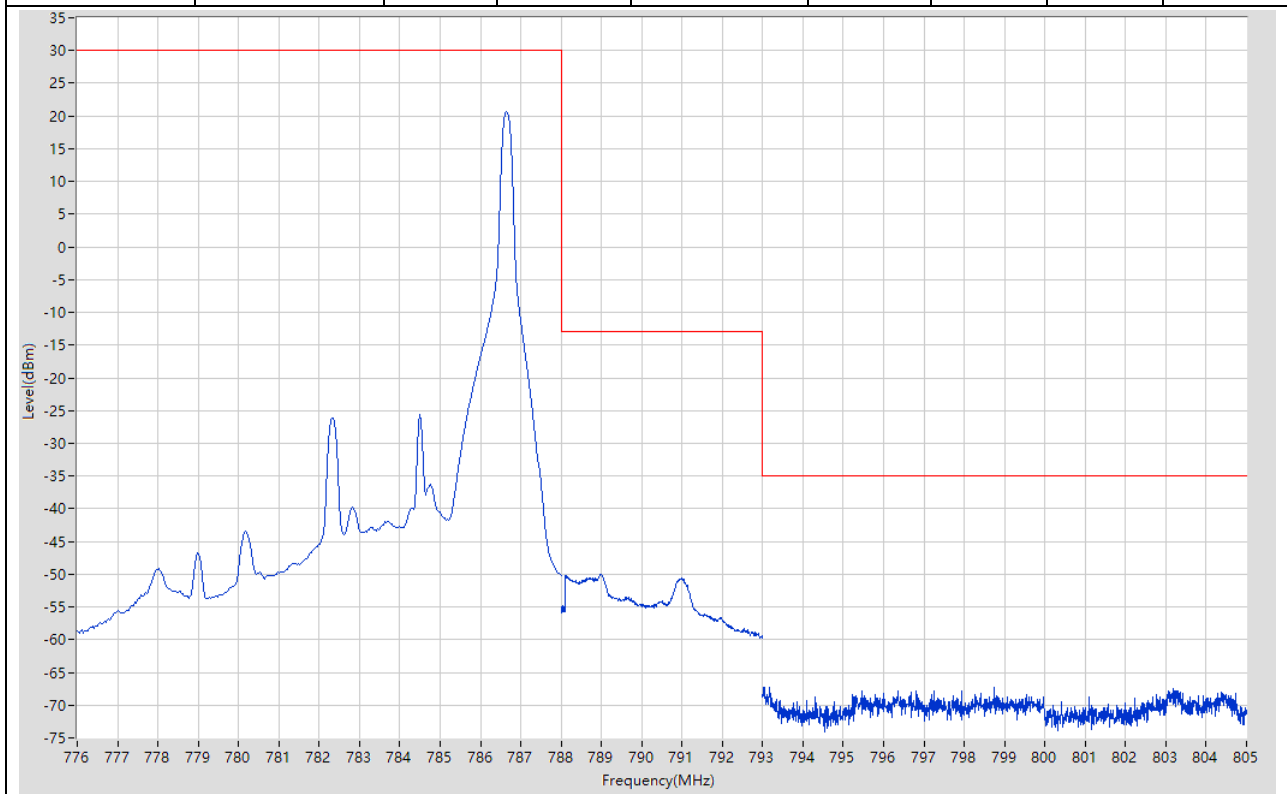
**12.4. LTE Band Edge\_Part22-24-27(NTNV)(Subtest:4, Channel:23205, Bandwidth:5, Modulation:Q16, RB Number: 25, RB Position:LOW)**

Start Frequency (MHz)	Stop Frequency (MHz)	RBW (MHz)	Detector	Frequency (MHz)	Power (dBm)	Limit (dBm)	Verdict	Sweep Point
763	775	0.01	RMS	774.62	-50.67	-35	Pass	1201
775	775.9	0.1	RMS	775.896	-39.16	-13	Pass	401
775.9	776	0.03	RMS	775.945	-43.55	-13	Pass	401
776	788	0.1	RMS	780.32	5.53	30	Pass	401



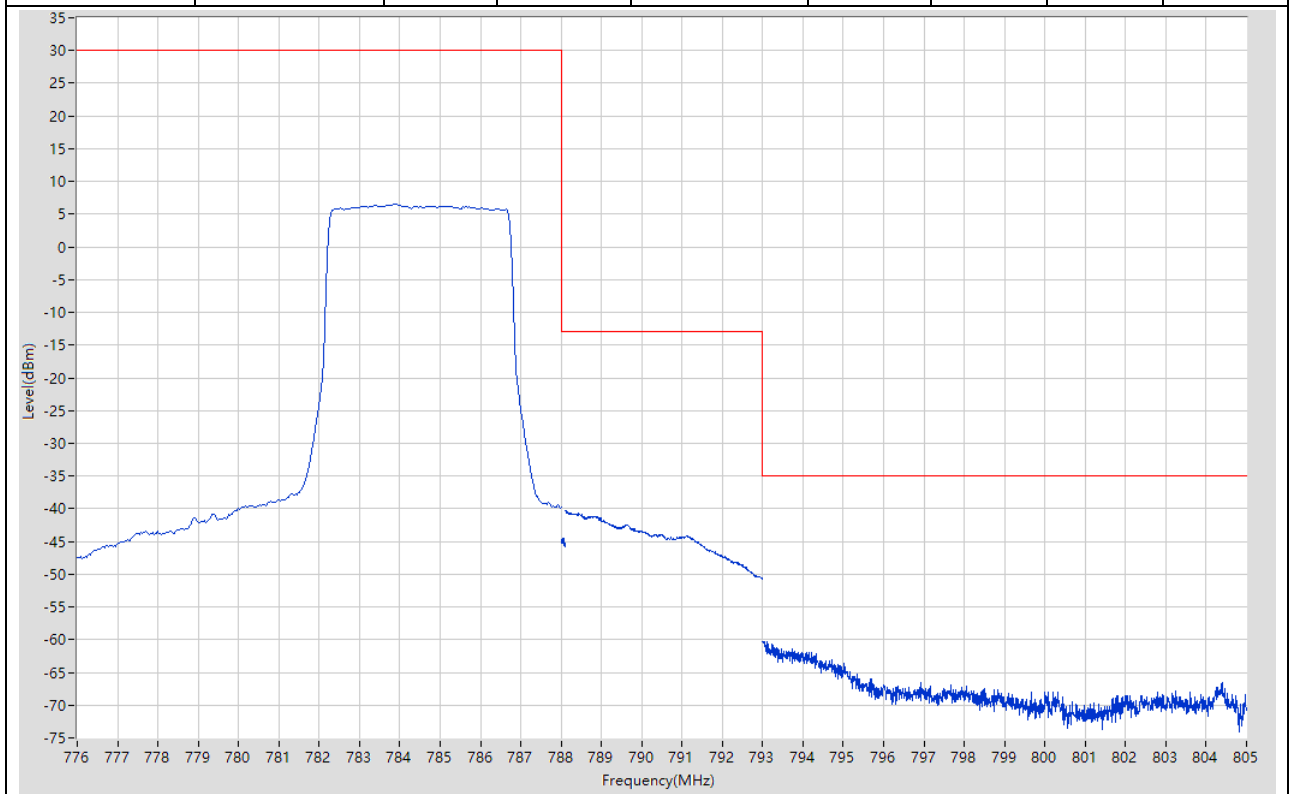
**12.5. LTE Band Edge\_Part22-24-27(NTNV)(Subtest:5, Channel:23255, Bandwidth:5, Modulation:QPSK, RB Number: 1, RB Position:HIGH)**

Start Frequency (MHz)	Stop Frequency (MHz)	RBW (MHz)	Detector	Frequency (MHz)	Power (dBm)	Limit (dBm)	Verdict	Sweep Point
776	788	0.1	RMS	786.65	20.73	30	Pass	401
788	788.1	0.03	RMS	788.094	-50.59	-13	Pass	401
788.1	793	0.1	RMS	788.982	-49.95	-13	Pass	401
793	805	0.01	RMS	793.18	-67.24	-35	Pass	1201



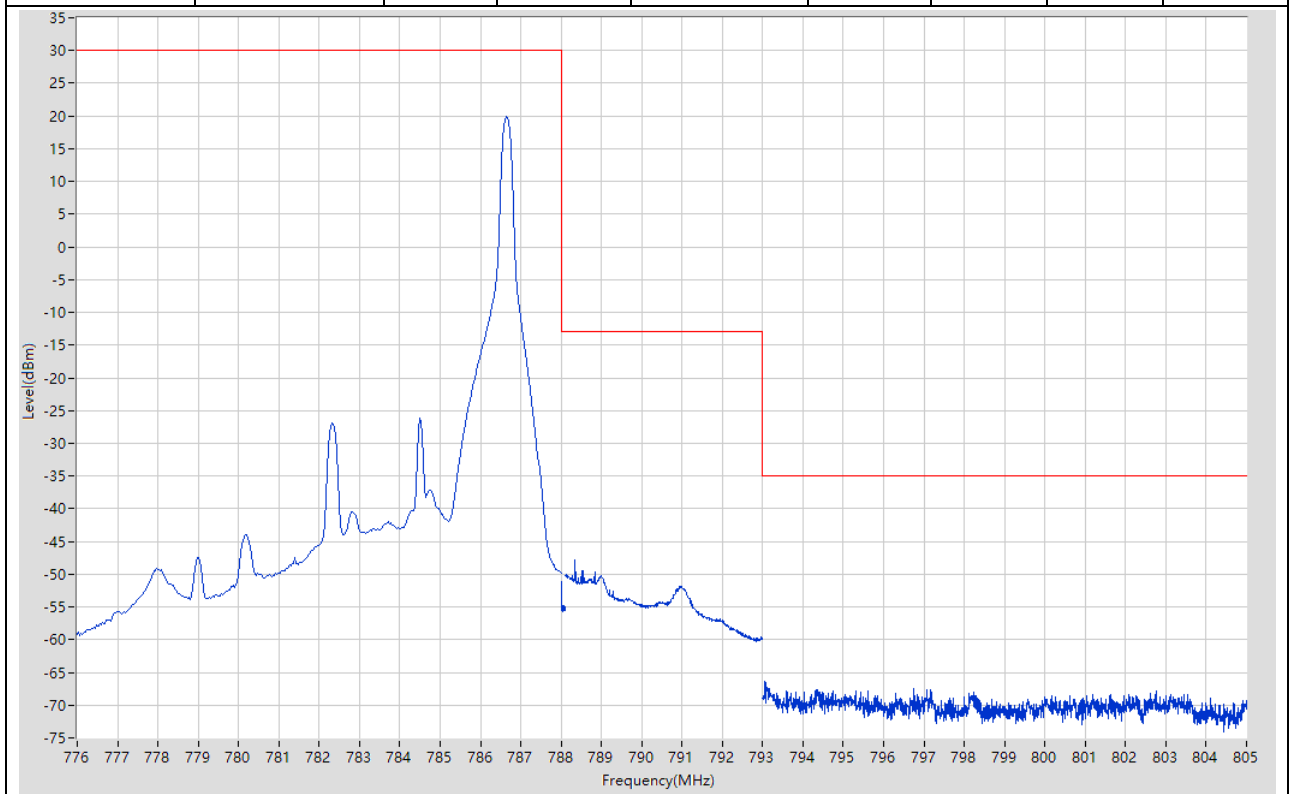
**12.6. LTE Band Edge\_Part22-24-27(NTNV)(Subtest:6, Channel:23255, Bandwidth:5, Modulation:QPSK, RB Number: 25, RB Position:LOW)**

Start Frequency (MHz)	Stop Frequency (MHz)	RBW (MHz)	Detector	Frequency (MHz)	Power (dBm)	Limit (dBm)	Verdict	Sweep Point
776	788	0.1	RMS	783.89	6.5	30	Pass	401
788	788.1	0.03	RMS	788.052	-44.51	-13	Pass	401
788.1	793	0.1	RMS	788.112	-40.21	-13	Pass	401
793	805	0.01	RMS	793.05	-60.23	-35	Pass	1201



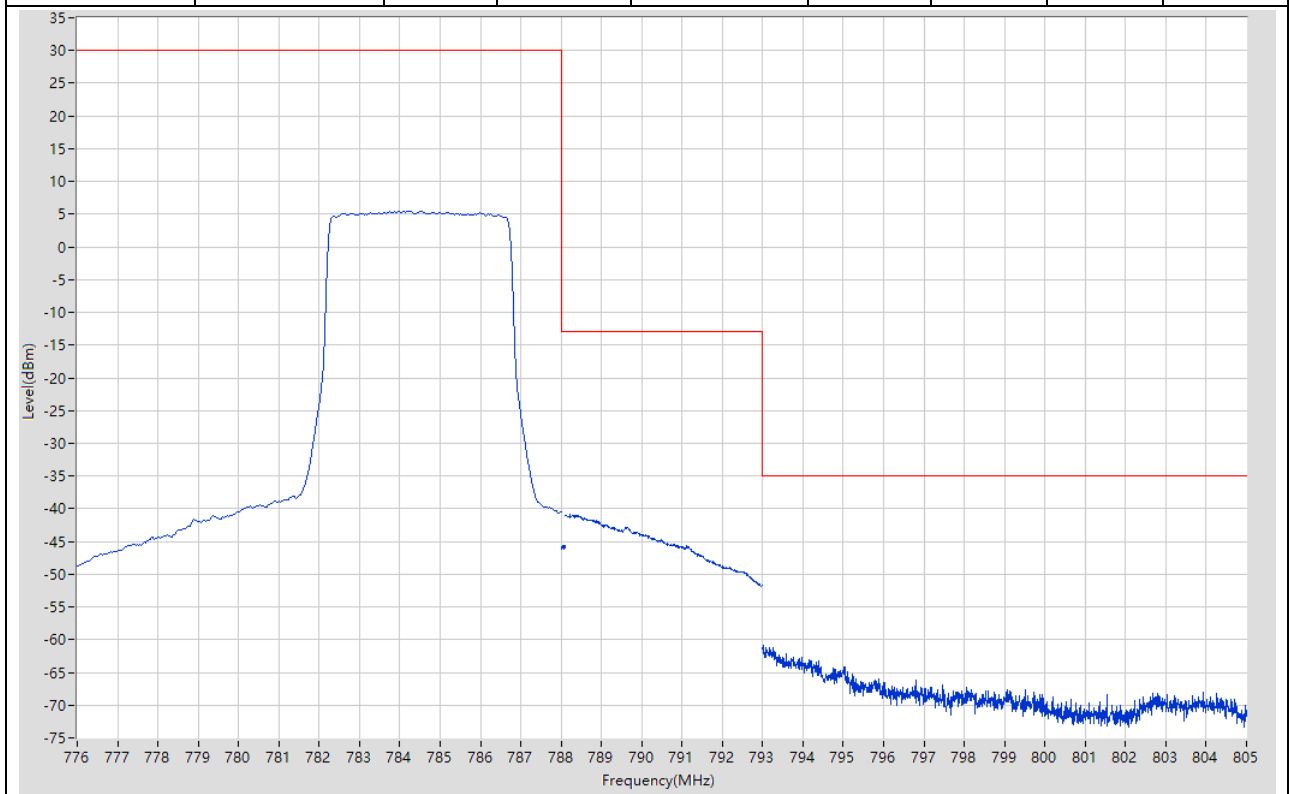
**12.7. LTE Band Edge\_Part22-24-27(NTNV)(Subtest:7, Channel:23255, Bandwidth:5, Modulation:Q16, RB Number: 1, RB Position:HIGH)**

Start Frequency (MHz)	Stop Frequency (MHz)	RBW (MHz)	Detector	Frequency (MHz)	Power (dBm)	Limit (dBm)	Verdict	Sweep Point
776	788	0.1	RMS	786.65	19.9	30	Pass	401
788	788.1	0.03	RMS	788.006	-51.09	-13	Pass	401
788.1	793	0.1	RMS	788.345	-47.79	-13	Pass	401
793	805	0.01	RMS	793.05	-66.32	-35	Pass	1201



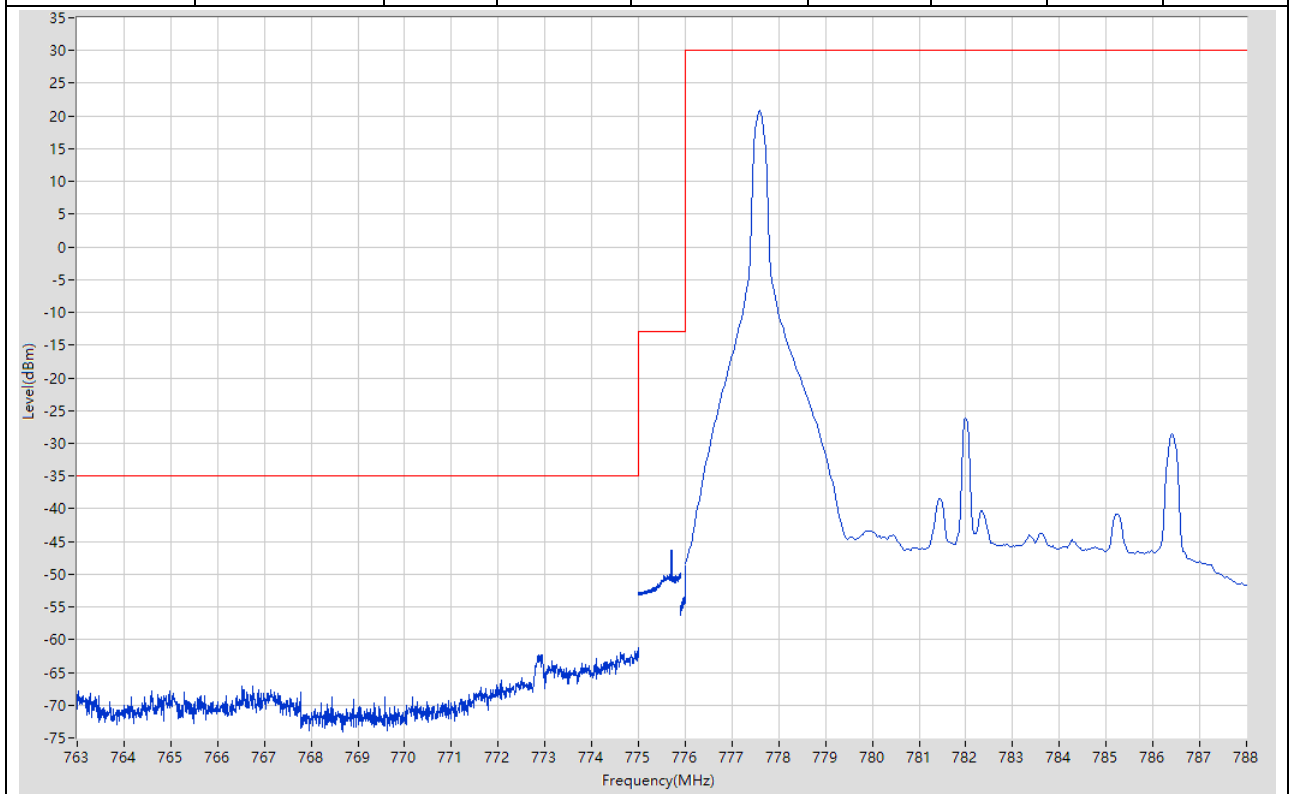
**12.8. LTE Band Edge\_Part22-24-27(NTNV)(Subtest:8, Channel:23255, Bandwidth:5, Modulation:Q16, RB Number: 25, RB Position:LOW)**

Start Frequency (MHz)	Stop Frequency (MHz)	RBW (MHz)	Detector	Frequency (MHz)	Power (dBm)	Limit (dBm)	Verdict	Sweep Point
776	788	0.1	RMS	784.28	5.47	30	Pass	401
788	788.1	0.03	RMS	788.051	-45.56	-13	Pass	401
788.1	793	0.1	RMS	788.223	-40.91	-13	Pass	401
793	805	0.01	RMS	793.01	-60.87	-35	Pass	1201



**12.9. LTE Band Edge\_Part22-24-27(NTNV)(Subtest:9, Channel:23230, Bandwidth:10, Modulation:QPSK, RB Number: 1, RB Position:LOW)**

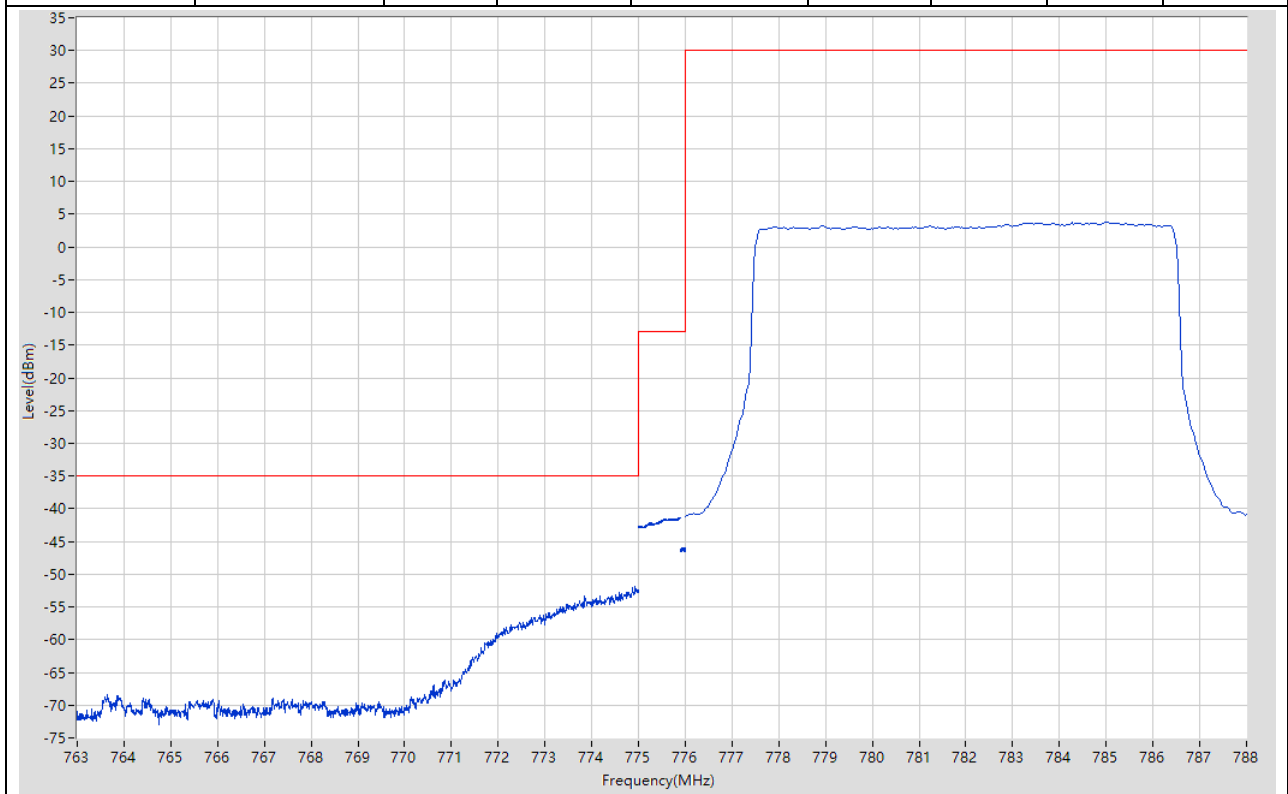
Start Frequency (MHz)	Stop Frequency (MHz)	RBW (MHz)	Detector	Frequency (MHz)	Power (dBm)	Limit (dBm)	Verdict	Sweep Point
763	775	0.01	RMS	774.99	-61.23	-35	Pass	1201
775	775.9	0.1	RMS	775.693	-46.36	-13	Pass	401
775.9	776	0.03	RMS	775.998	-48.78	-13	Pass	401
776	788	0.1	RMS	777.59	20.81	30	Pass	401





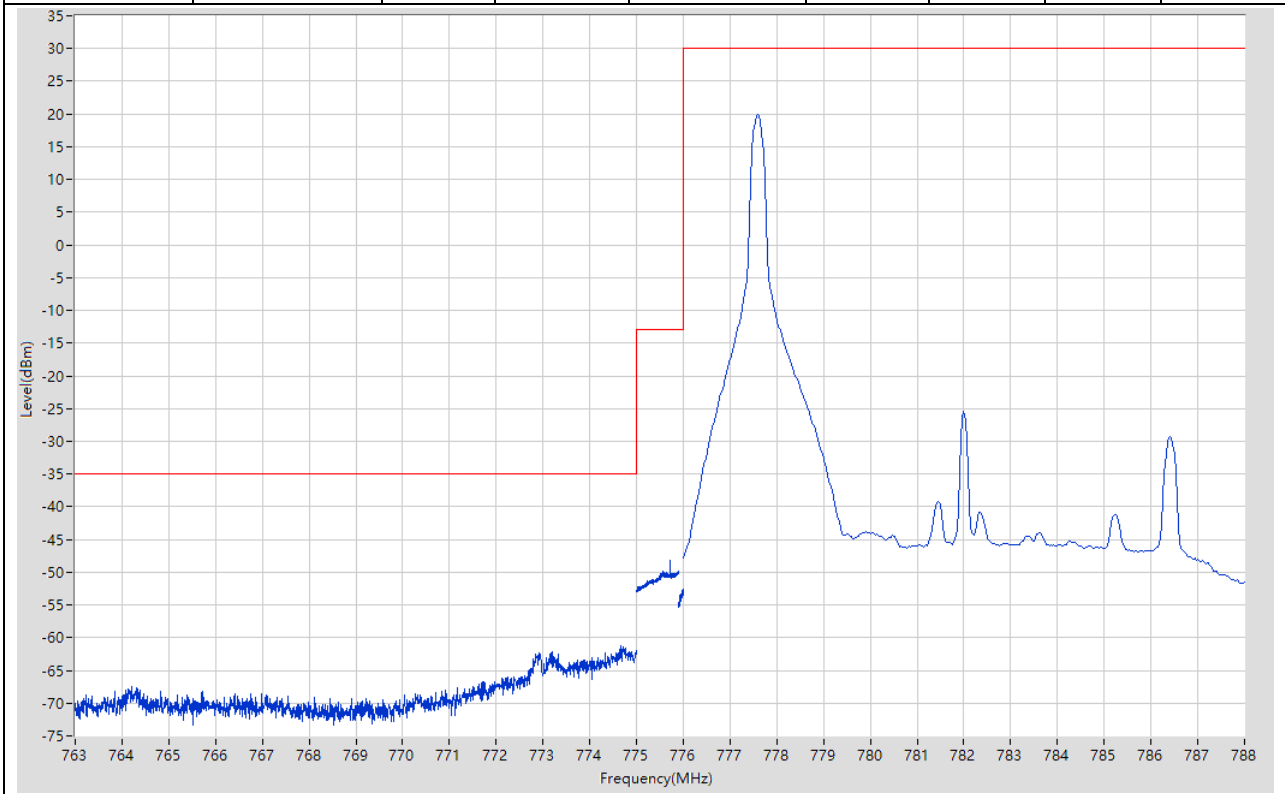
**12.10. LTE Band Edge\_Part22-24-27(NTNV)(Subtest:10, Channel:23230, Bandwidth:10, Modulation:QPSK, RB Number: 50, RB Position:LOW)**

Start Frequency (MHz)	Stop Frequency (MHz)	RBW (MHz)	Detector	Frequency (MHz)	Power (dBm)	Limit (dBm)	Verdict	Sweep Point
763	775	0.01	RMS	774.93	-51.78	-35	Pass	1201
775	775.9	0.1	RMS	775.896	-41.35	-13	Pass	401
775.9	776	0.03	RMS	775.954	-45.92	-13	Pass	401
776	788	0.1	RMS	785	3.87	30	Pass	401



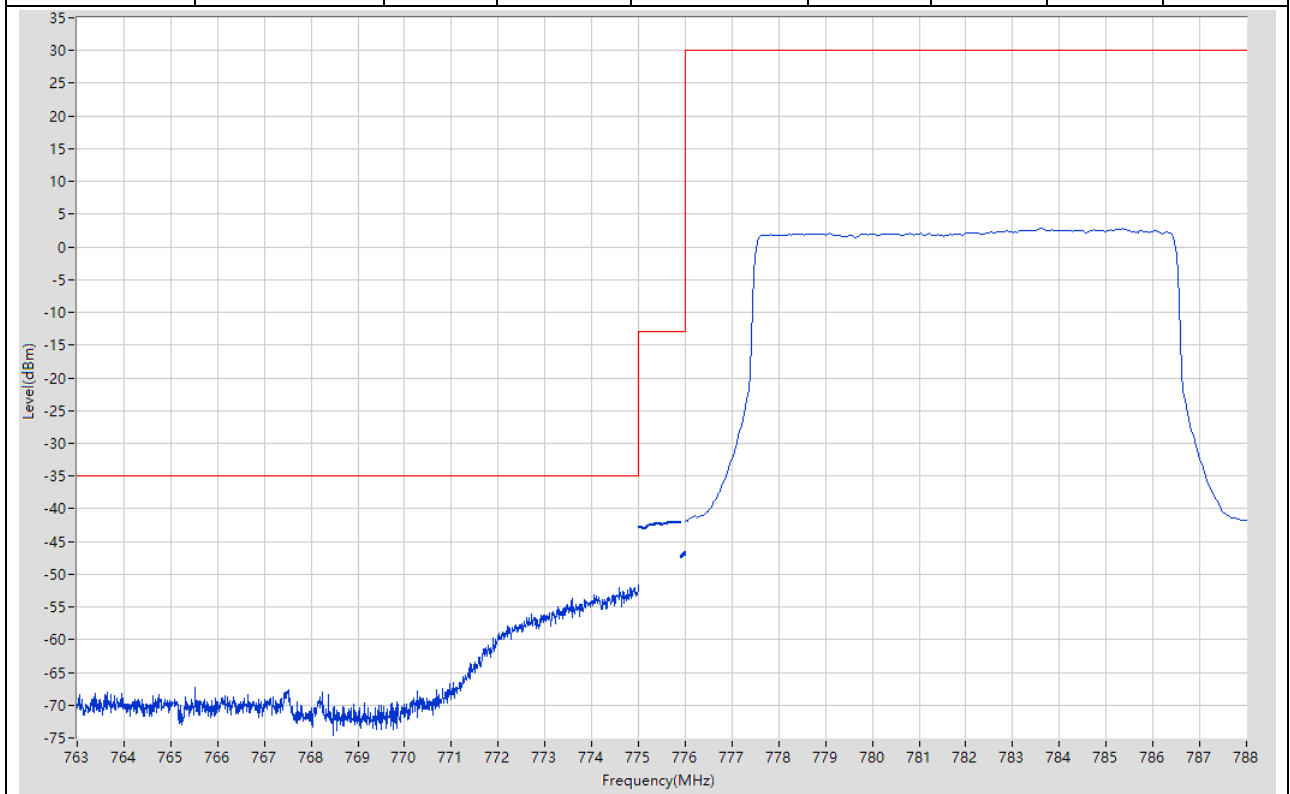
**12.11. LTE Band Edge\_Part22-24-27(NTNV)(Subtest:11, Channel:23230, Bandwidth:10, Modulation:Q16, RB Number: 1, RB Position:LOW)**

Start Frequency (MHz)	Stop Frequency (MHz)	RBW (MHz)	Detector	Frequency (MHz)	Power (dBm)	Limit (dBm)	Verdict	Sweep Point
763	775	0.01	RMS	774.66	-61.29	-35	Pass	1201
775	775.9	0.1	RMS	775.718	-48.19	-13	Pass	401
775.9	776	0.03	RMS	776	-52.59	-13	Pass	401
776	788	0.1	RMS	777.59	20.01	30	Pass	401



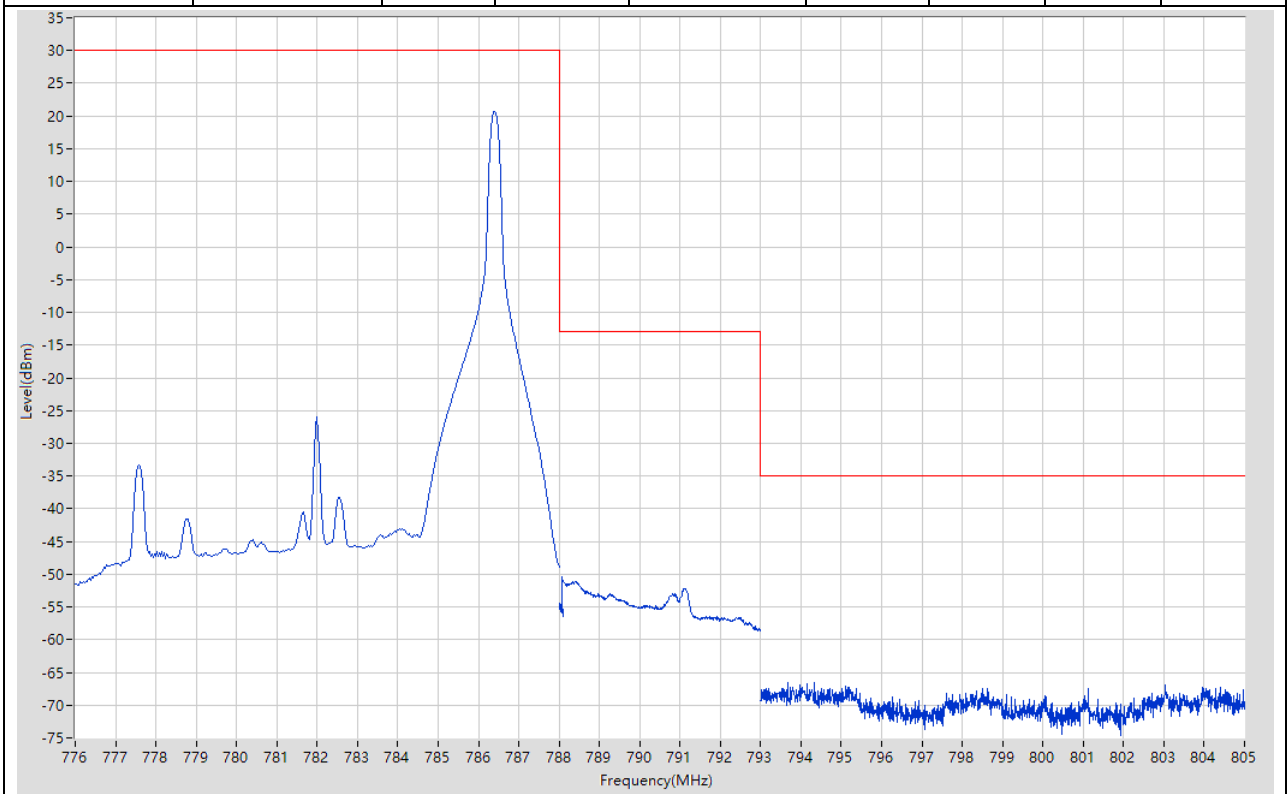
**12.12. LTE Band Edge\_Part22-24-27(NTNV)(Subtest:12, Channel:23230, Bandwidth:10, Modulation:Q16, RB Number: 50, RB Position:LOW)**

Start Frequency (MHz)	Stop Frequency (MHz)	RBW (MHz)	Detector	Frequency (MHz)	Power (dBm)	Limit (dBm)	Verdict	Sweep Point
763	775	0.01	RMS	775	-51.65	-35	Pass	1201
775	775.9	0.1	RMS	775.875	-41.94	-13	Pass	401
775.9	776	0.03	RMS	775.998	-46.58	-13	Pass	401
776	788	0.1	RMS	783.59	2.82	30	Pass	401



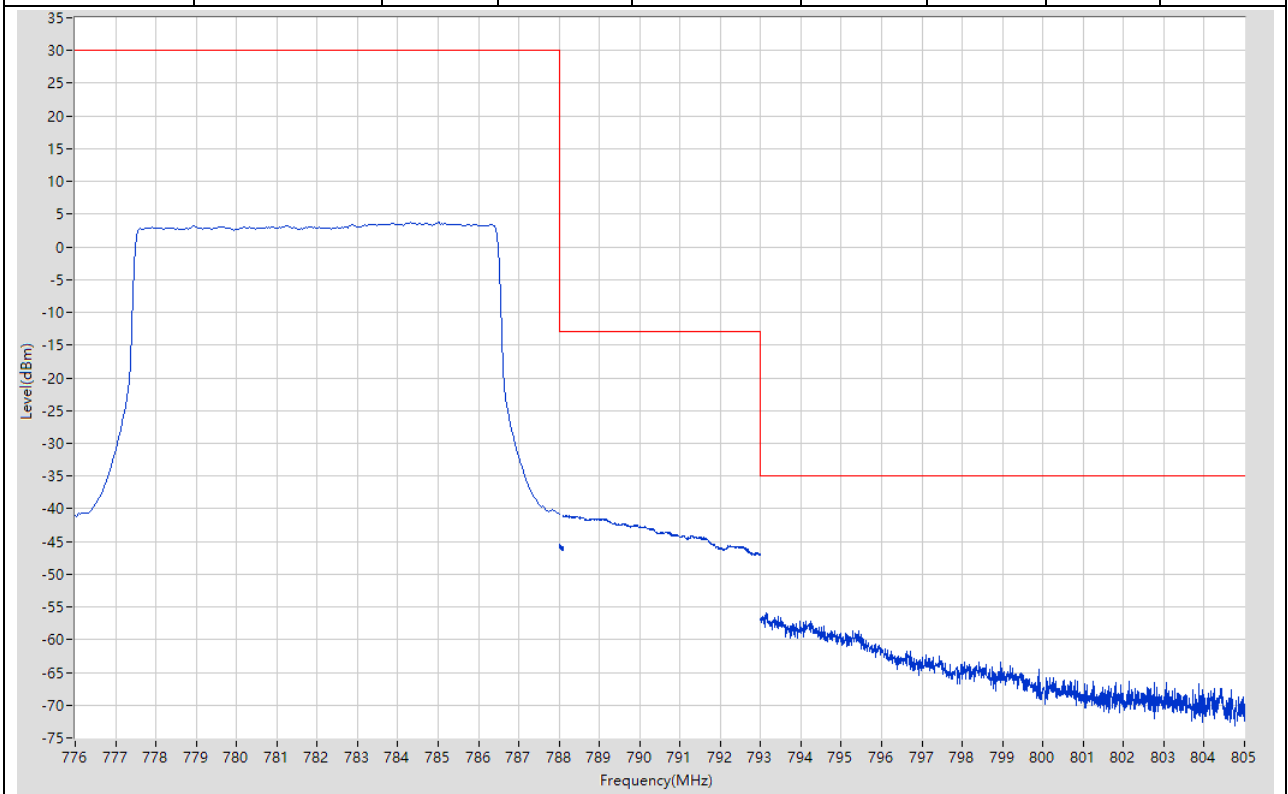
**12.13. LTE Band Edge\_Part22-24-27(NTNV)(Subtest:13, Channel:23230, Bandwidth:10, Modulation:QPSK, RB Number: 1, RB Position:HIGH)**

Start Frequency (MHz)	Stop Frequency (MHz)	RBW (MHz)	Detector	Frequency (MHz)	Power (dBm)	Limit (dBm)	Verdict	Sweep Point
776	788	0.1	RMS	786.41	20.75	30	Pass	401
788	788.1	0.03	RMS	788.068	-50.47	-13	Pass	401
788.1	793	0.1	RMS	788.1	-50.98	-13	Pass	401
793	805	0.01	RMS	793.66	-66.59	-35	Pass	1201



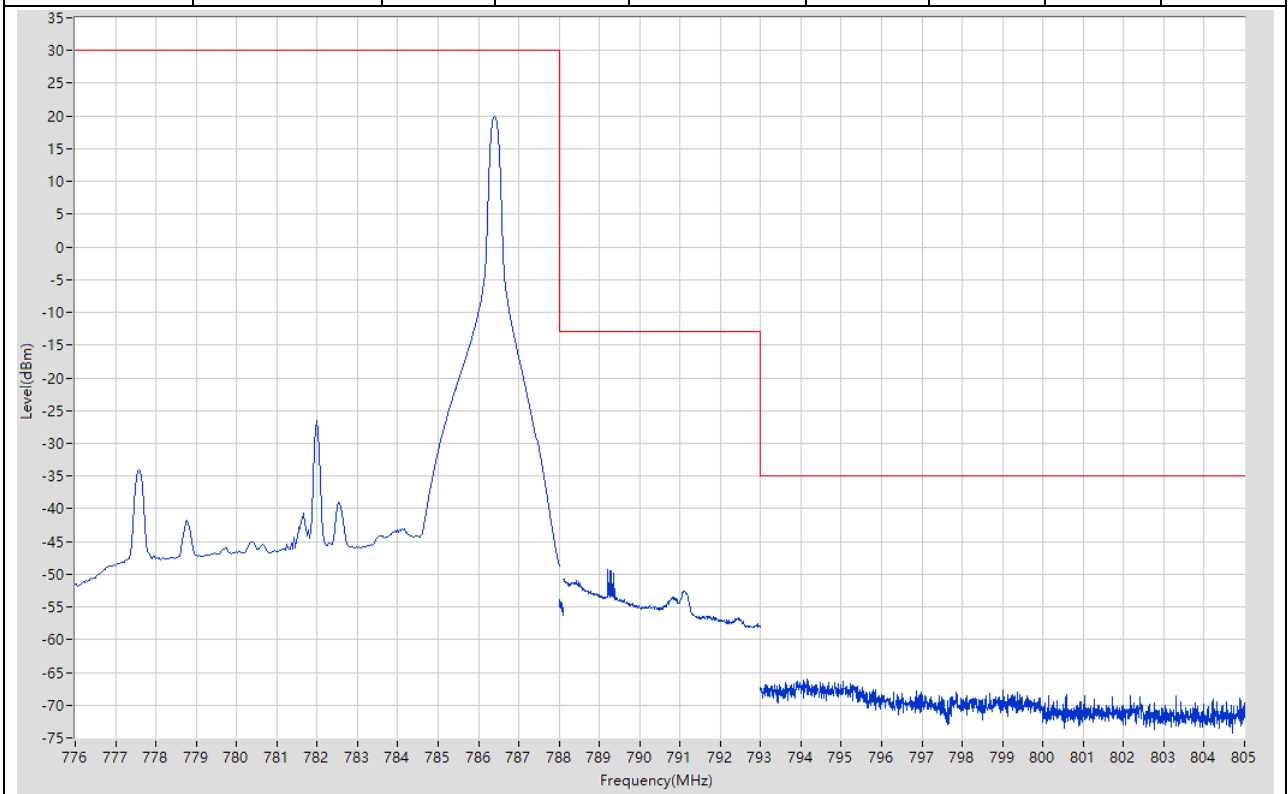
**12.14. LTE Band Edge\_Part22-24-27(NTNV)(Subtest:14, Channel:23230, Bandwidth:10, Modulation:QPSK, RB Number: 50, RB Position:LOW)**

Start Frequency (MHz)	Stop Frequency (MHz)	RBW (MHz)	Detector	Frequency (MHz)	Power (dBm)	Limit (dBm)	Verdict	Sweep Point
776	788	0.1	RMS	785	3.76	30	Pass	401
788	788.1	0.03	RMS	788.011	-45.51	-13	Pass	401
788.1	793	0.1	RMS	788.1	-40.98	-13	Pass	401
793	805	0.01	RMS	793.15	-55.98	-35	Pass	1201



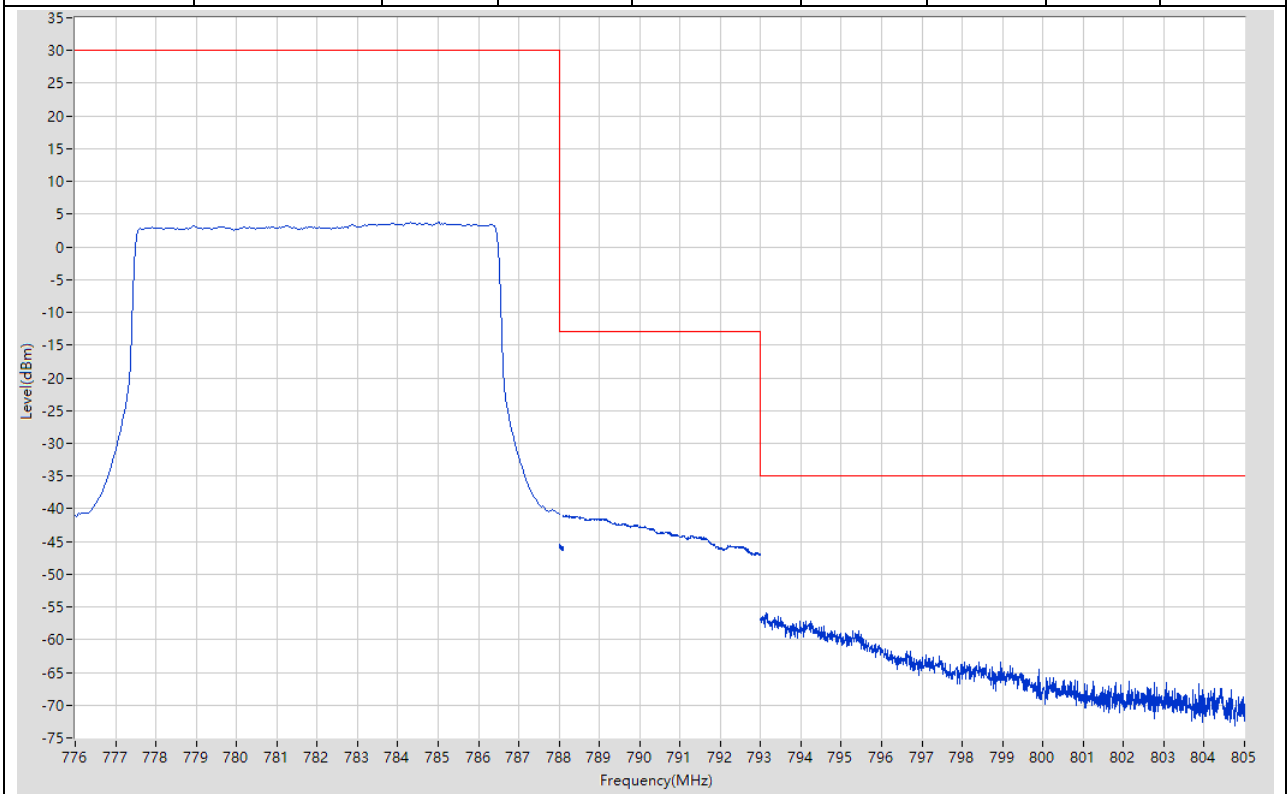
**12.15. LTE Band Edge\_Part22-24-27(NTNV)(Subtest:15, Channel:23230, Bandwidth:10, Modulation:Q16, RB Number: 1, RB Position:HIGH)**

Start Frequency (MHz)	Stop Frequency (MHz)	RBW (MHz)	Detector	Frequency (MHz)	Power (dBm)	Limit (dBm)	Verdict	Sweep Point
776	788	0.1	RMS	786.41	19.95	30	Pass	401
788	788.1	0.03	RMS	788	-53.79	-13	Pass	401
788.1	793	0.1	RMS	789.203	-49.37	-13	Pass	401
793	805	0.01	RMS	794.16	-66.02	-35	Pass	1201



**12.16. LTE Band Edge\_Part22-24-27(NTNV)(Subtest:16, Channel:23230, Bandwidth:10, Modulation:Q16, RB Number: 50, RB Position:LOW)**

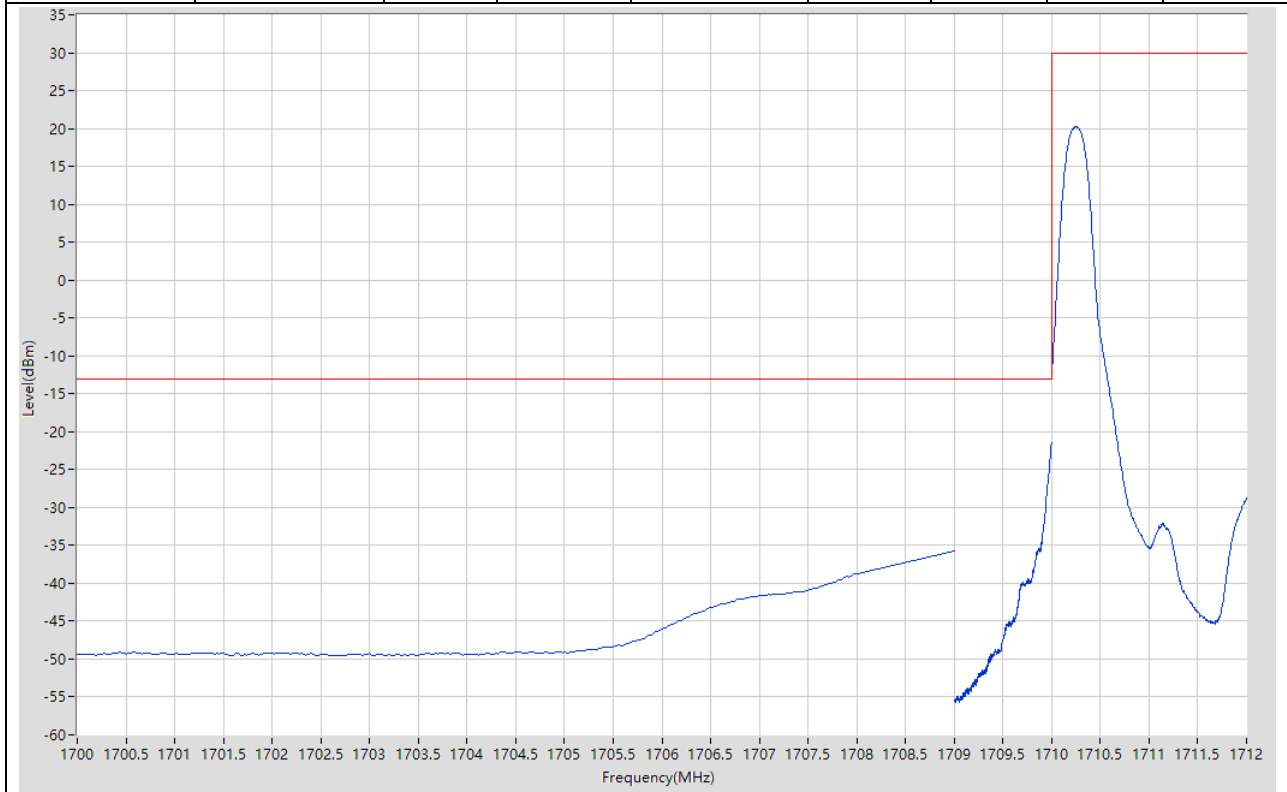
Start Frequency (MHz)	Stop Frequency (MHz)	RBW (MHz)	Detector	Frequency (MHz)	Power (dBm)	Limit (dBm)	Verdict	Sweep Point
776	788	0.1	RMS	785	3.76	30	Pass	401
788	788.1	0.03	RMS	788.011	-45.51	-13	Pass	401
788.1	793	0.1	RMS	788.1	-40.98	-13	Pass	401
793	805	0.01	RMS	793.15	-55.98	-35	Pass	1201



### 13. LTE\_Band66

#### 13.1. LTE Band Edge\_Part22-24-27(NTNV)(Subtest:1, Channel:131979, Bandwidth:1.4, Modulation:QPSK, RB Number: 1, RB Position:LOW)

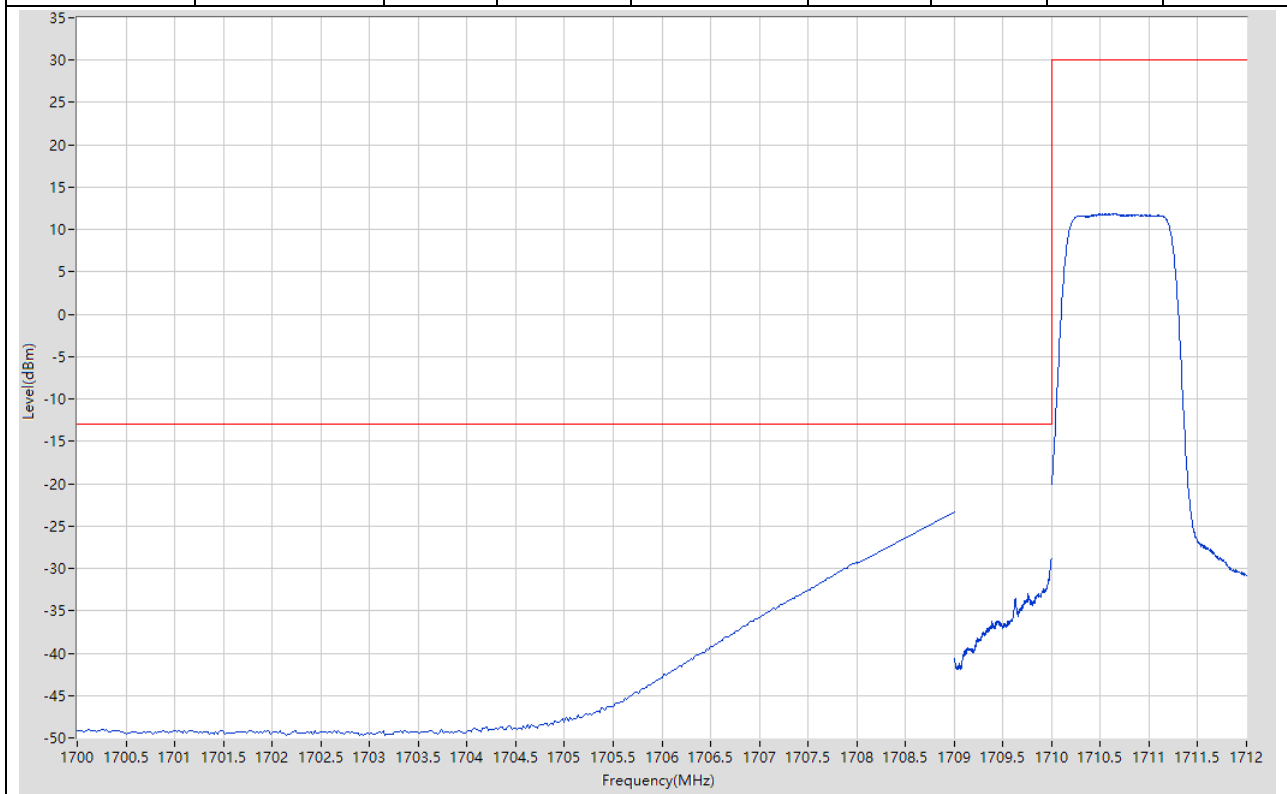
Start Frequency (MHz)	Stop Frequency (MHz)	RBW (MHz)	Detector	Frequency (MHz)	Power (dBm)	Limit (dBm)	Verdict	Sweep Point
1700	1708	1	RMS	1708	-38.68	-13	Pass	401
1708	1709	1	RMS	1709	-35.78	-13	Pass	2
1709	1710	0.02	RMS	1710	-21.45	-13	Pass	401
1710	1712	0.1	RMS	1710.255	20.22	30	Pass	401





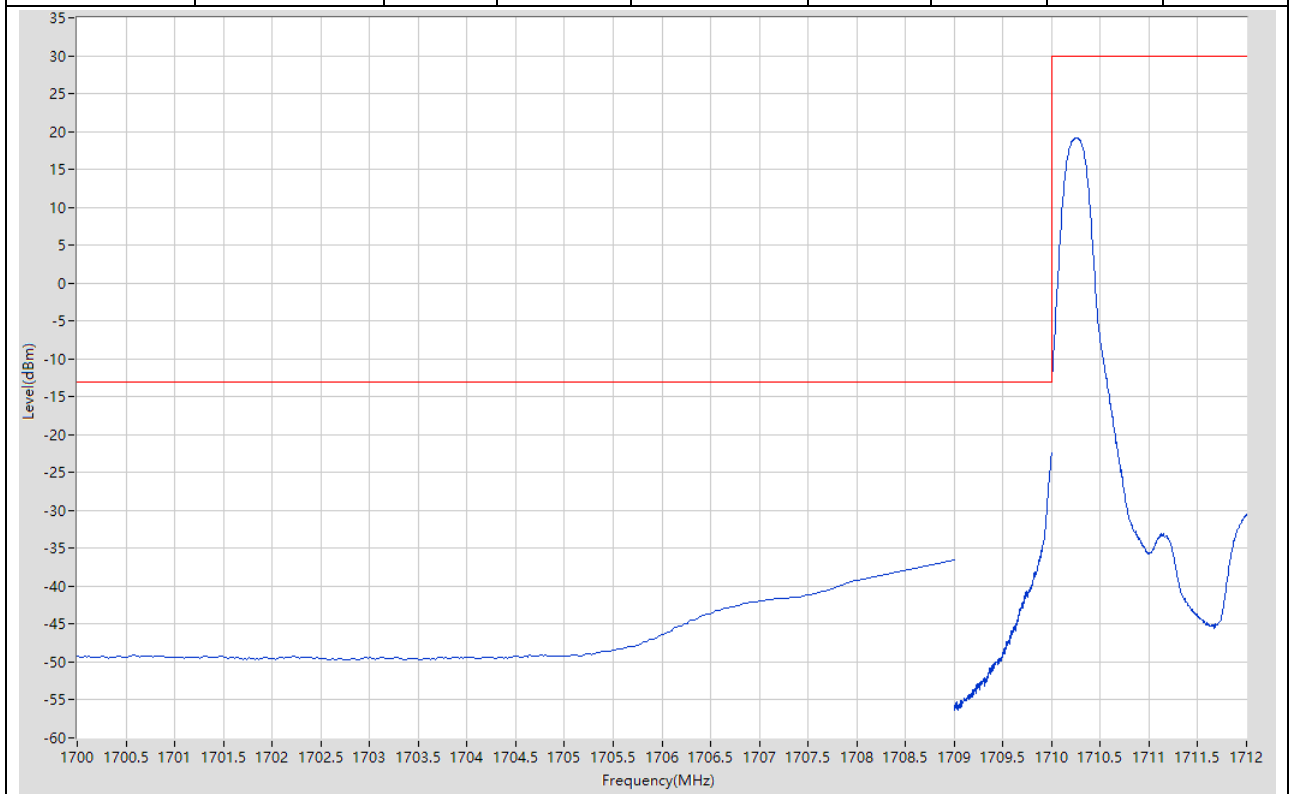
**13.2. LTE Band Edge\_Part22-24-27(NTNV)(Subtest:2, Channel:131979, Bandwidth:1.4, Modulation:QPSK, RB Number: 6, RB Position:LOW)**

Start Frequency (MHz)	Stop Frequency (MHz)	RBW (MHz)	Detector	Frequency (MHz)	Power (dBm)	Limit (dBm)	Verdict	Sweep Point
1700	1708	1	RMS	1708	-29.23	-13	Pass	401
1708	1709	1	RMS	1709	-23.26	-13	Pass	2
1709	1710	0.02	RMS	1709.998	-28.84	-13	Pass	401
1710	1712	0.1	RMS	1710.635	11.85	30	Pass	401



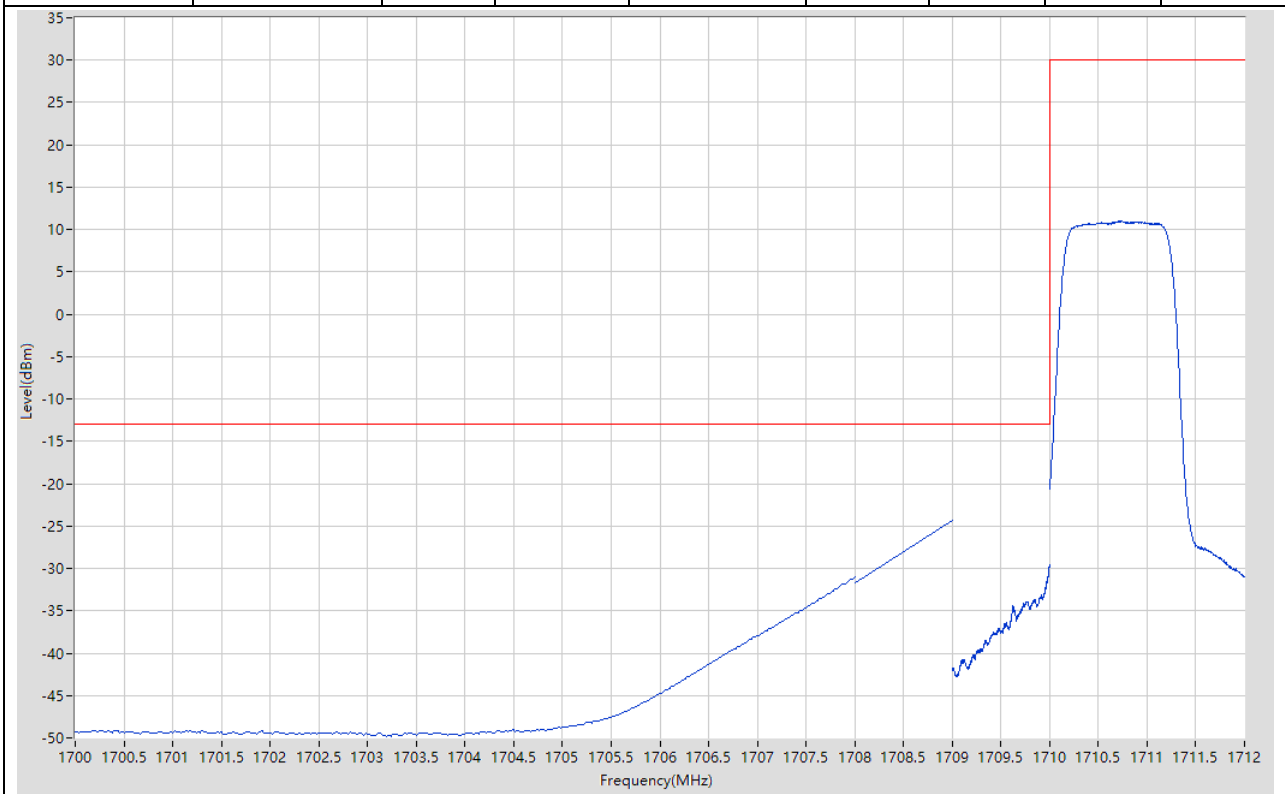
**13.3. LTE Band Edge\_Part22-24-27(NTNV)(Subtest:3, Channel:131979, Bandwidth:1.4, Modulation:Q16, RB Number: 1, RB Position:LOW)**

Start Frequency (MHz)	Stop Frequency (MHz)	RBW (MHz)	Detector	Frequency (MHz)	Power (dBm)	Limit (dBm)	Verdict	Sweep Point
1700	1708	1	RMS	1708	-39.16	-13	Pass	401
1708	1709	1	RMS	1709	-36.59	-13	Pass	2
1709	1710	0.02	RMS	1710	-22.48	-13	Pass	401
1710	1712	0.1	RMS	1710.25	19.13	30	Pass	401



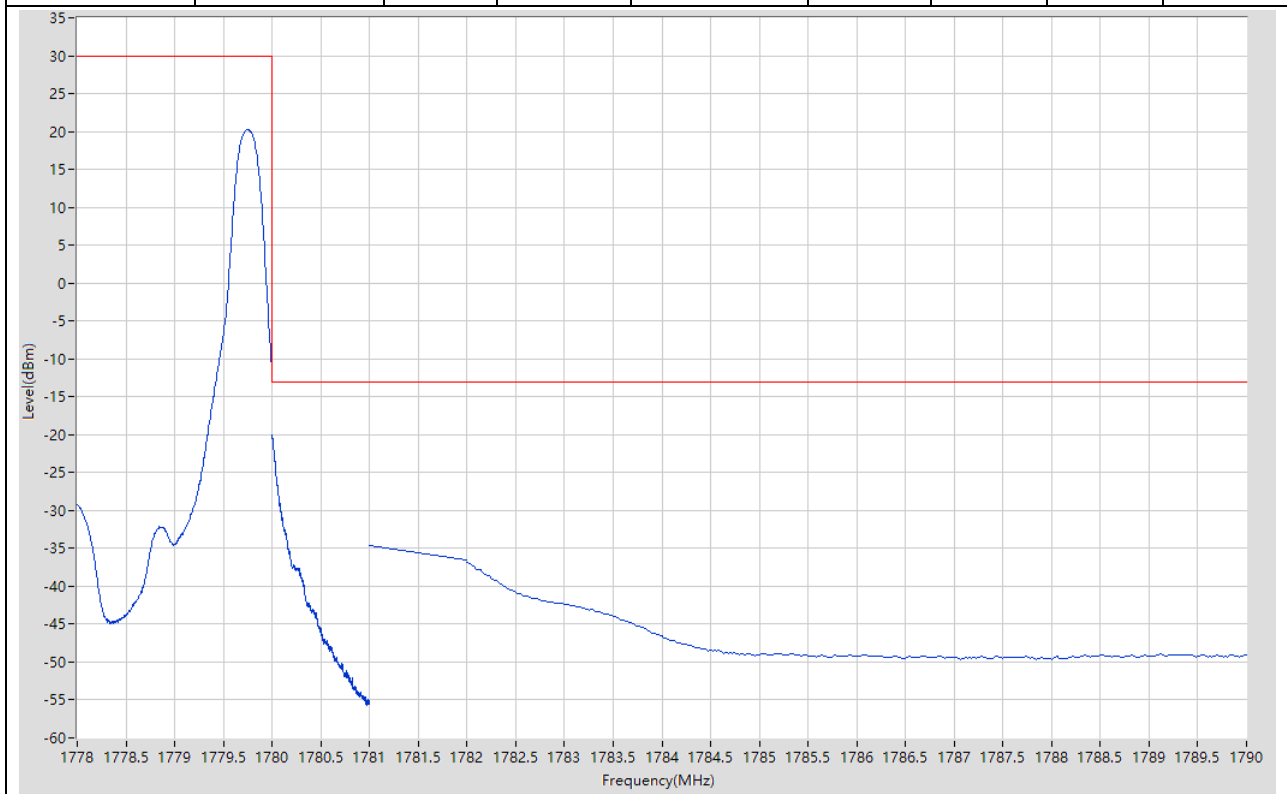
**13.4. LTE Band Edge\_Part22-24-27(NTNV)(Subtest:4, Channel:131979, Bandwidth:1.4, Modulation:Q16, RB Number: 6, RB Position:LOW)**

Start Frequency (MHz)	Stop Frequency (MHz)	RBW (MHz)	Detector	Frequency (MHz)	Power (dBm)	Limit (dBm)	Verdict	Sweep Point
1700	1708	1	RMS	1708	-31.03	-13	Pass	401
1708	1709	1	RMS	1709	-24.36	-13	Pass	2
1709	1710	0.02	RMS	1710	-29.59	-13	Pass	401
1710	1712	0.1	RMS	1710.725	11.01	30	Pass	401



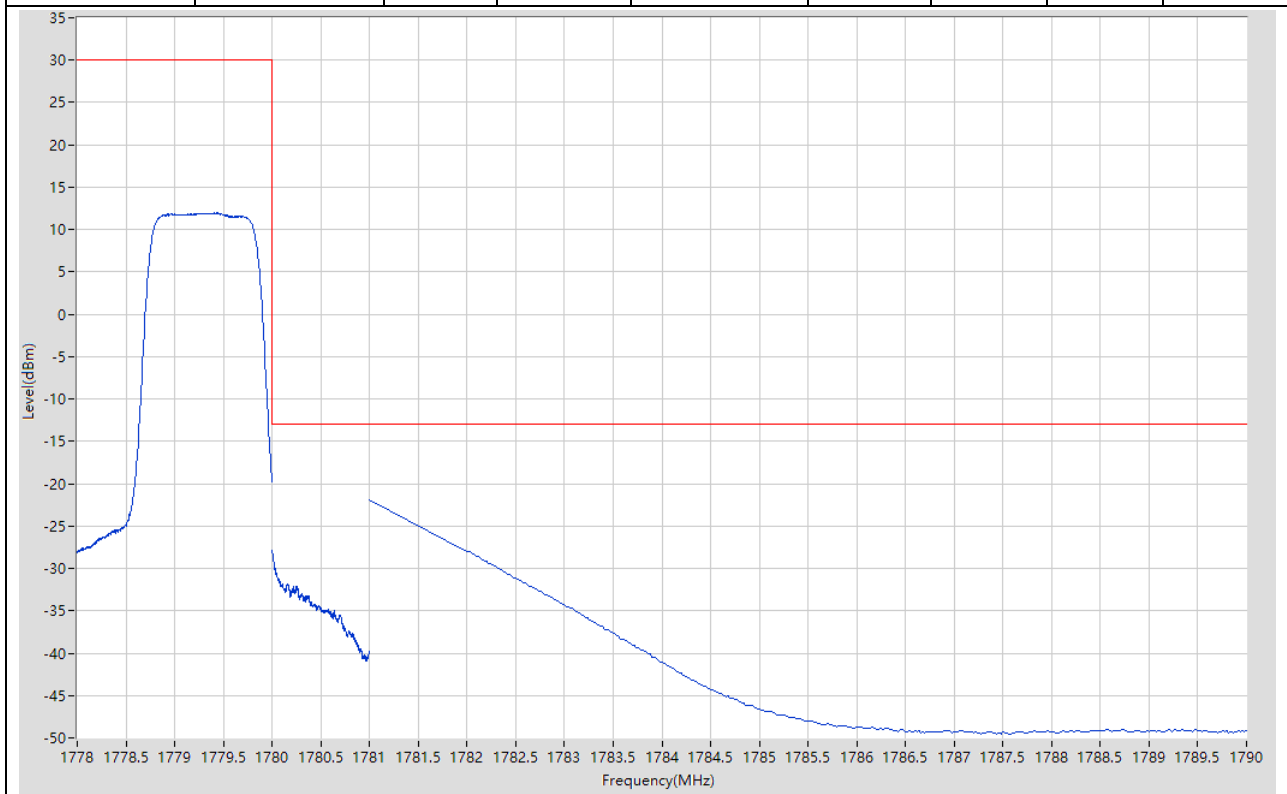
**13.5. LTE Band Edge\_Part22-24-27(NTNV)(Subtest:5, Channel:132665, Bandwidth:1.4, Modulation:QPSK, RB Number: 1, RB Position:HIGH)**

Start Frequency (MHz)	Stop Frequency (MHz)	RBW (MHz)	Detector	Frequency (MHz)	Power (dBm)	Limit (dBm)	Verdict	Sweep Point
1778	1780	0.1	RMS	1779.75	20.23	30	Pass	401
1780	1781	0.02	RMS	1780	-20.07	-13	Pass	401
1781	1782	1	RMS	1781	-34.56	-13	Pass	2
1782	1790	1	RMS	1782	-36.83	-13	Pass	401



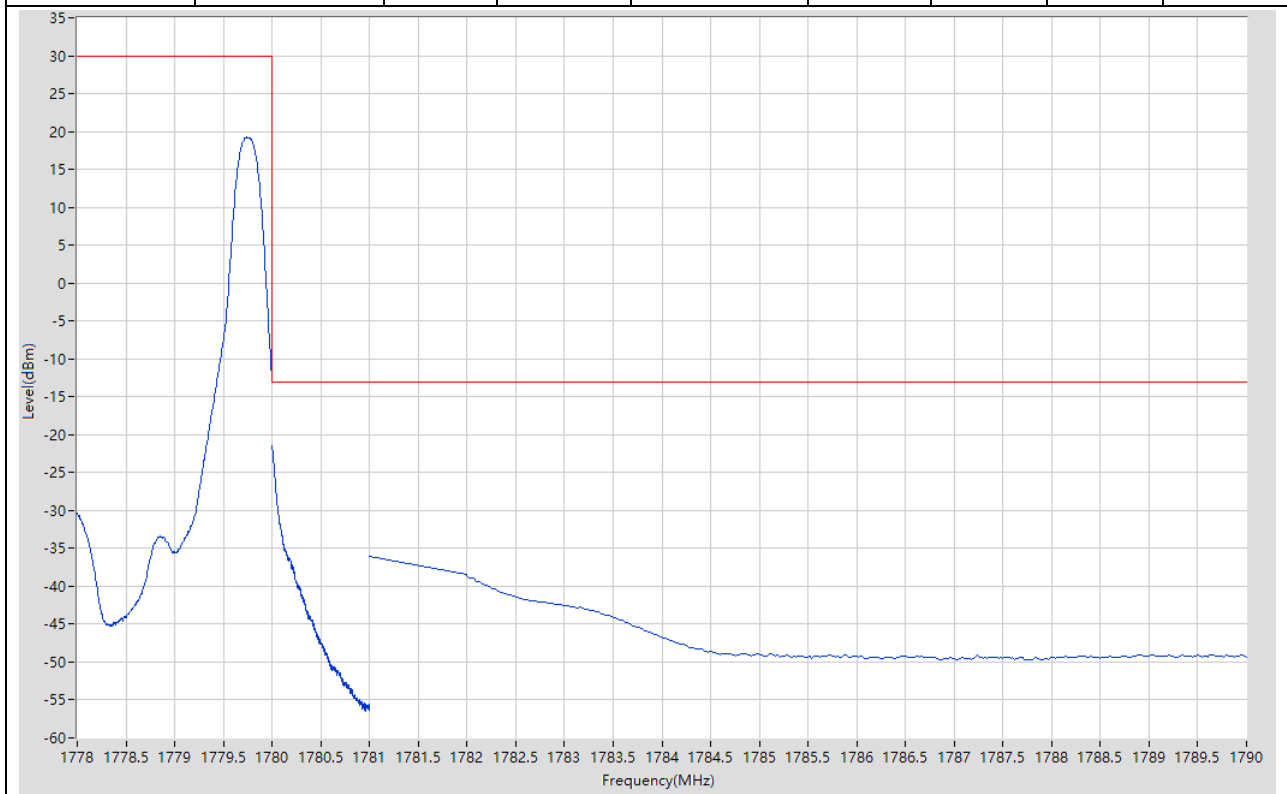
**13.6. LTE Band Edge\_Part22-24-27(NTNV)(Subtest:6, Channel:132665, Bandwidth:1.4, Modulation:QPSK, RB Number: 6, RB Position:HIGH)**

Start Frequency (MHz)	Stop Frequency (MHz)	RBW (MHz)	Detector	Frequency (MHz)	Power (dBm)	Limit (dBm)	Verdict	Sweep Point
1778	1780	0.1	RMS	1779.425	11.98	30	Pass	401
1780	1781	0.02	RMS	1780.003	-27.88	-13	Pass	401
1781	1782	1	RMS	1781	-21.85	-13	Pass	2
1782	1790	1	RMS	1782	-27.95	-13	Pass	401



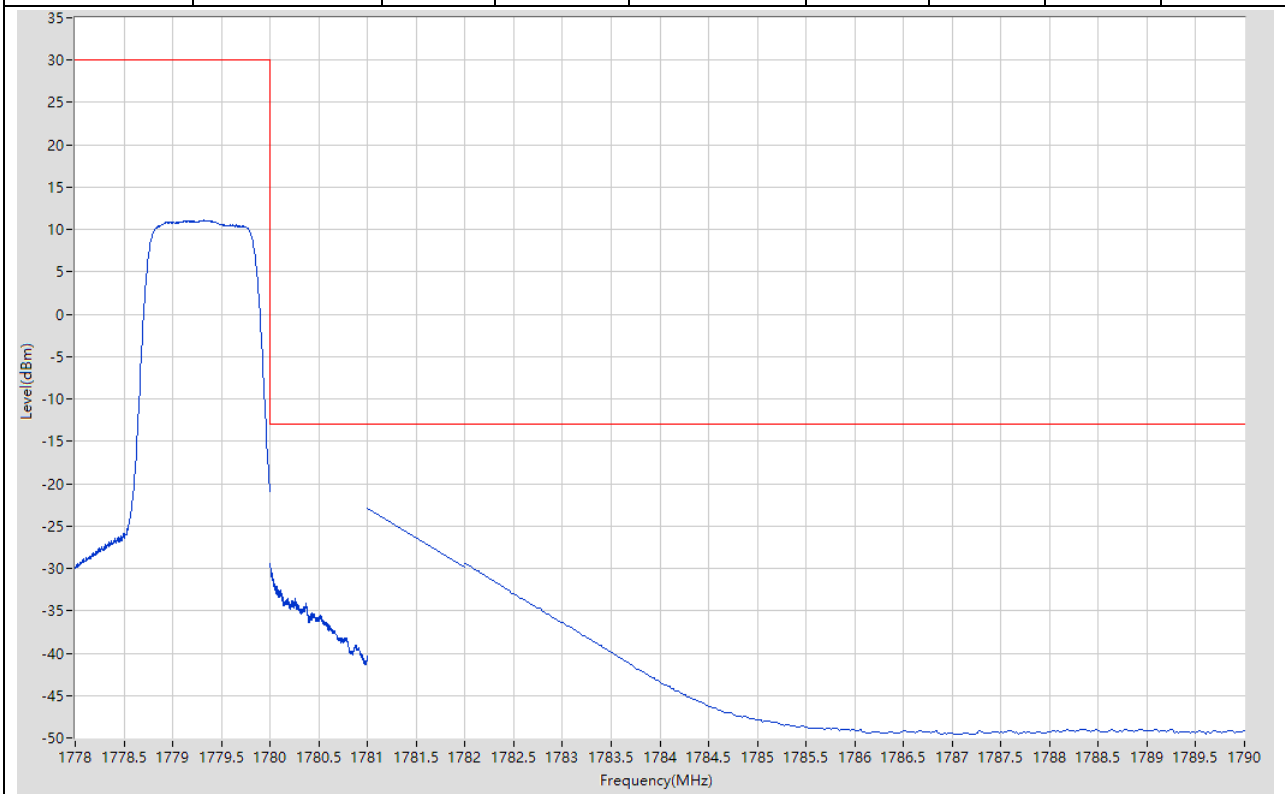
**13.7. LTE Band Edge\_Part22-24-27(NTNV)(Subtest:7, Channel:132665, Bandwidth:1.4, Modulation:Q16, RB Number: 1, RB Position:HIGH)**

Start Frequency (MHz)	Stop Frequency (MHz)	RBW (MHz)	Detector	Frequency (MHz)	Power (dBm)	Limit (dBm)	Verdict	Sweep Point
1778	1780	0.1	RMS	1779.74	19.24	30	Pass	401
1780	1781	0.02	RMS	1780	-21.47	-13	Pass	401
1781	1782	1	RMS	1781	-36.08	-13	Pass	2
1782	1790	1	RMS	1782	-38.58	-13	Pass	401



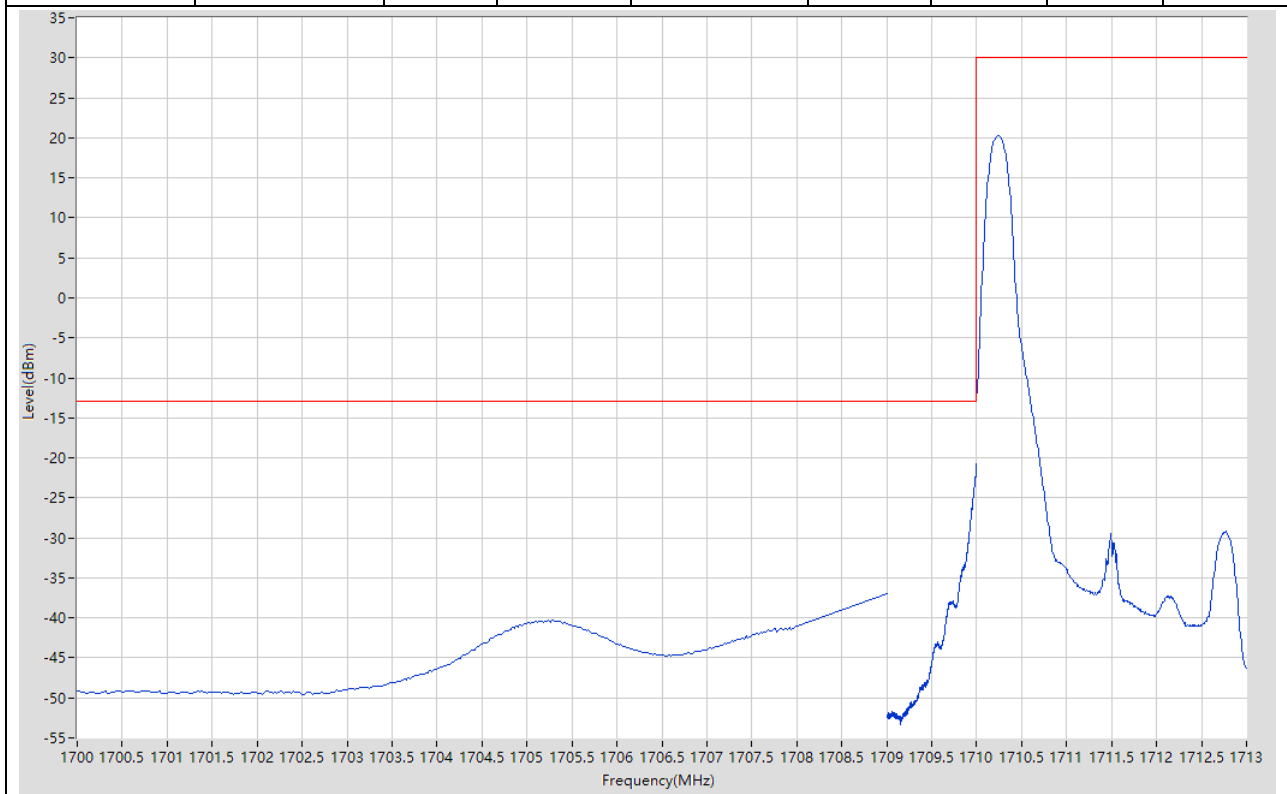
**13.8. LTE Band Edge\_Part22-24-27(NTNV)(Subtest:8, Channel:132665, Bandwidth:1.4, Modulation:Q16, RB Number: 6, RB Position:HIGH)**

Start Frequency (MHz)	Stop Frequency (MHz)	RBW (MHz)	Detector	Frequency (MHz)	Power (dBm)	Limit (dBm)	Verdict	Sweep Point
1778	1780	0.1	RMS	1779.32	11.11	30	Pass	401
1780	1781	0.02	RMS	1780	-29.37	-13	Pass	401
1781	1782	1	RMS	1781	-22.87	-13	Pass	2
1782	1790	1	RMS	1782	-29.42	-13	Pass	401



**13.9. LTE Band Edge\_Part22-24-27(NTNV)(Subtest:9, Channel:131987, Bandwidth:3, Modulation:QPSK, RB Number: 1, RB Position:LOW)**

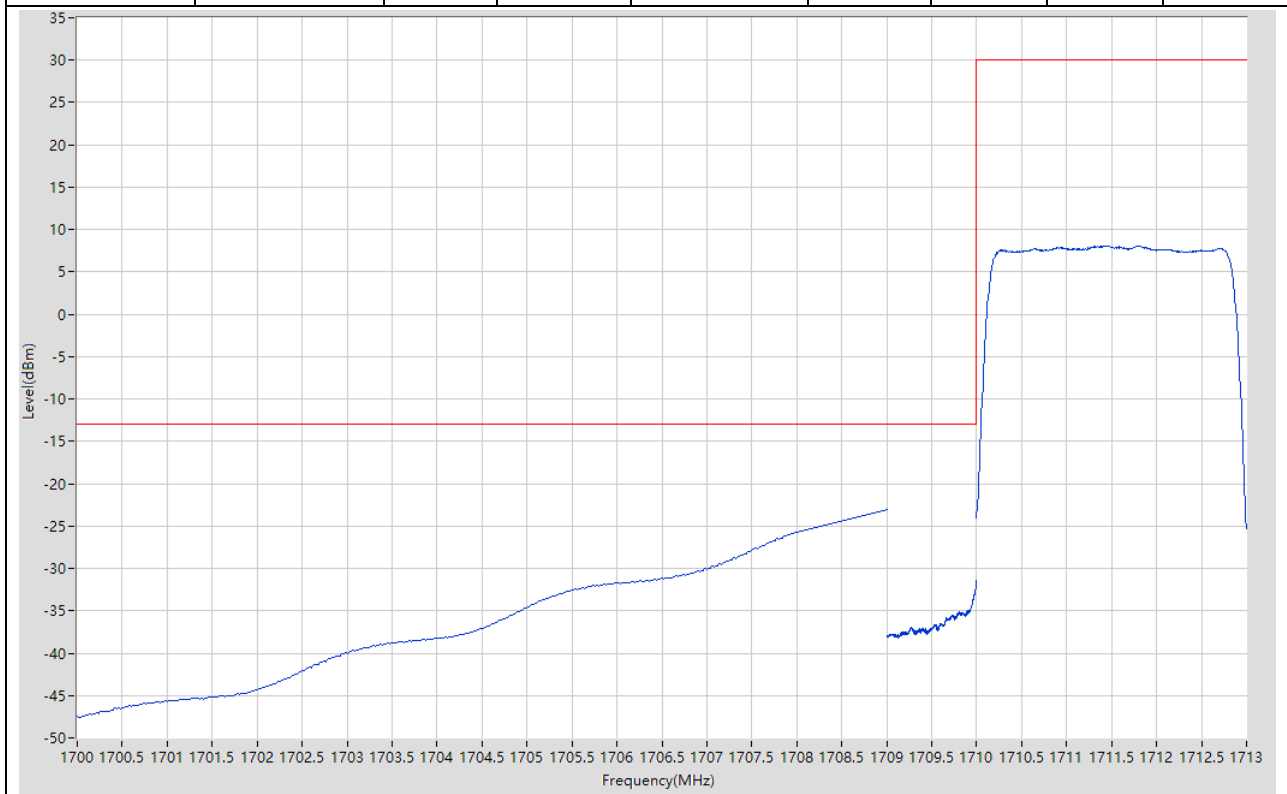
Start Frequency (MHz)	Stop Frequency (MHz)	RBW (MHz)	Detector	Frequency (MHz)	Power (dBm)	Limit (dBm)	Verdict	Sweep Point
1700	1708	1	RMS	1705.24	-40.24	-13	Pass	401
1708	1709	1	RMS	1709	-37	-13	Pass	2
1709	1710	0.03	RMS	1710	-20.74	-13	Pass	401
1710	1713	0.1	RMS	1710.233	20.25	30	Pass	401





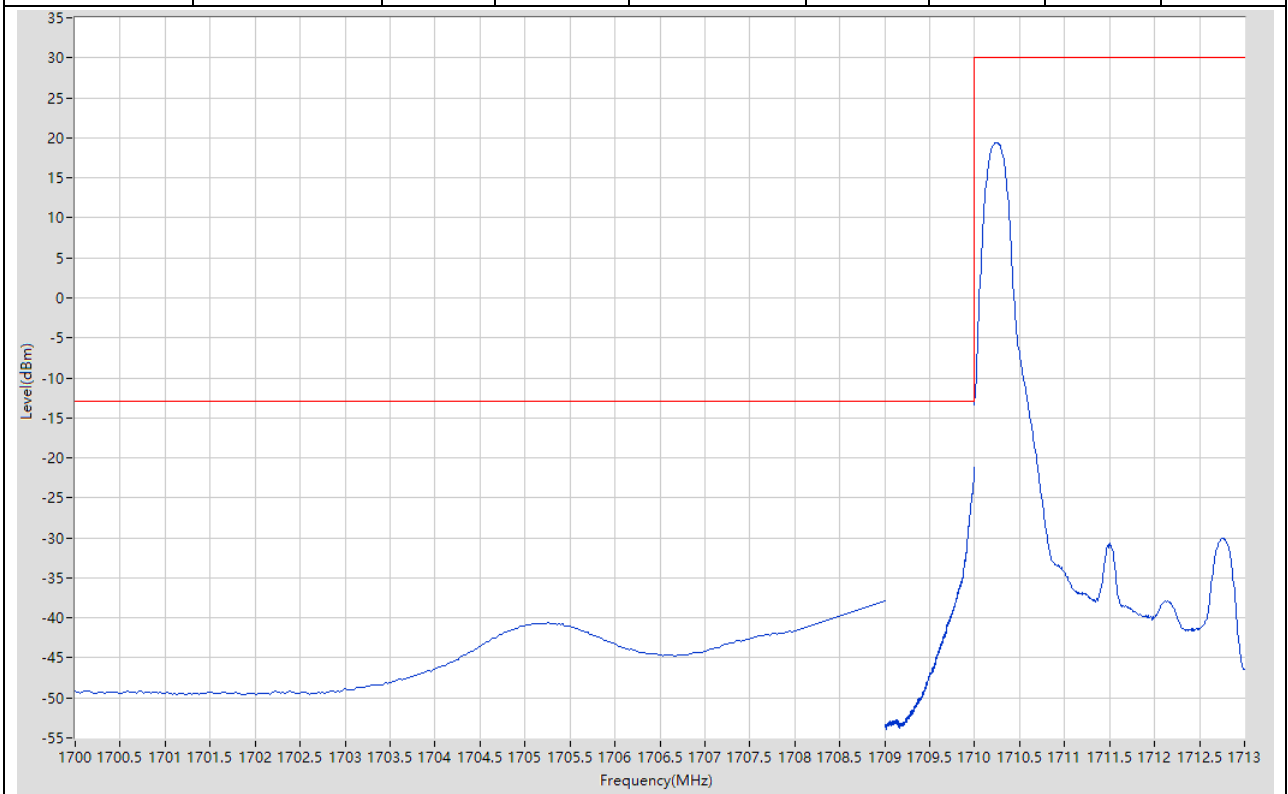
**13.10. LTE Band Edge\_Part22-24-27(NTNV)(Subtest:10, Channel:131987, Bandwidth:3, Modulation:QPSK, RB Number: 15, RB Position:LOW)**

Start Frequency (MHz)	Stop Frequency (MHz)	RBW (MHz)	Detector	Frequency (MHz)	Power (dBm)	Limit (dBm)	Verdict	Sweep Point
1700	1708	1	RMS	1708	-25.71	-13	Pass	401
1708	1709	1	RMS	1709	-23.08	-13	Pass	2
1709	1710	0.03	RMS	1710	-31.42	-13	Pass	401
1710	1713	0.1	RMS	1711.44	8.1	30	Pass	401



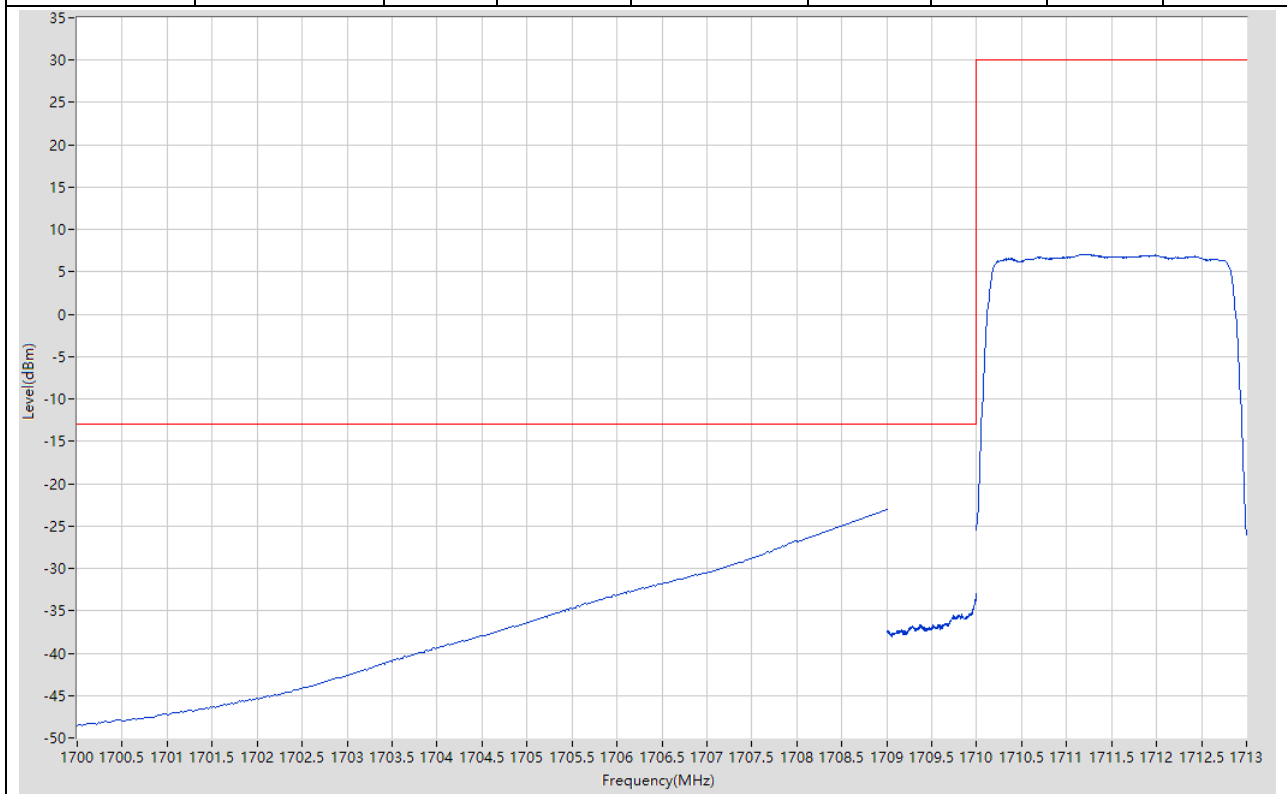
**13.11. LTE Band Edge\_Part22-24-27(NTNV)(Subtest:11, Channel:131987, Bandwidth:3, Modulation:Q16, RB Number: 1, RB Position:LOW)**

Start Frequency (MHz)	Stop Frequency (MHz)	RBW (MHz)	Detector	Frequency (MHz)	Power (dBm)	Limit (dBm)	Verdict	Sweep Point
1700	1708	1	RMS	1705.26	-40.64	-13	Pass	401
1708	1709	1	RMS	1709	-37.86	-13	Pass	2
1709	1710	0.03	RMS	1710	-21.26	-13	Pass	401
1710	1713	0.1	RMS	1710.255	19.4	30	Pass	401



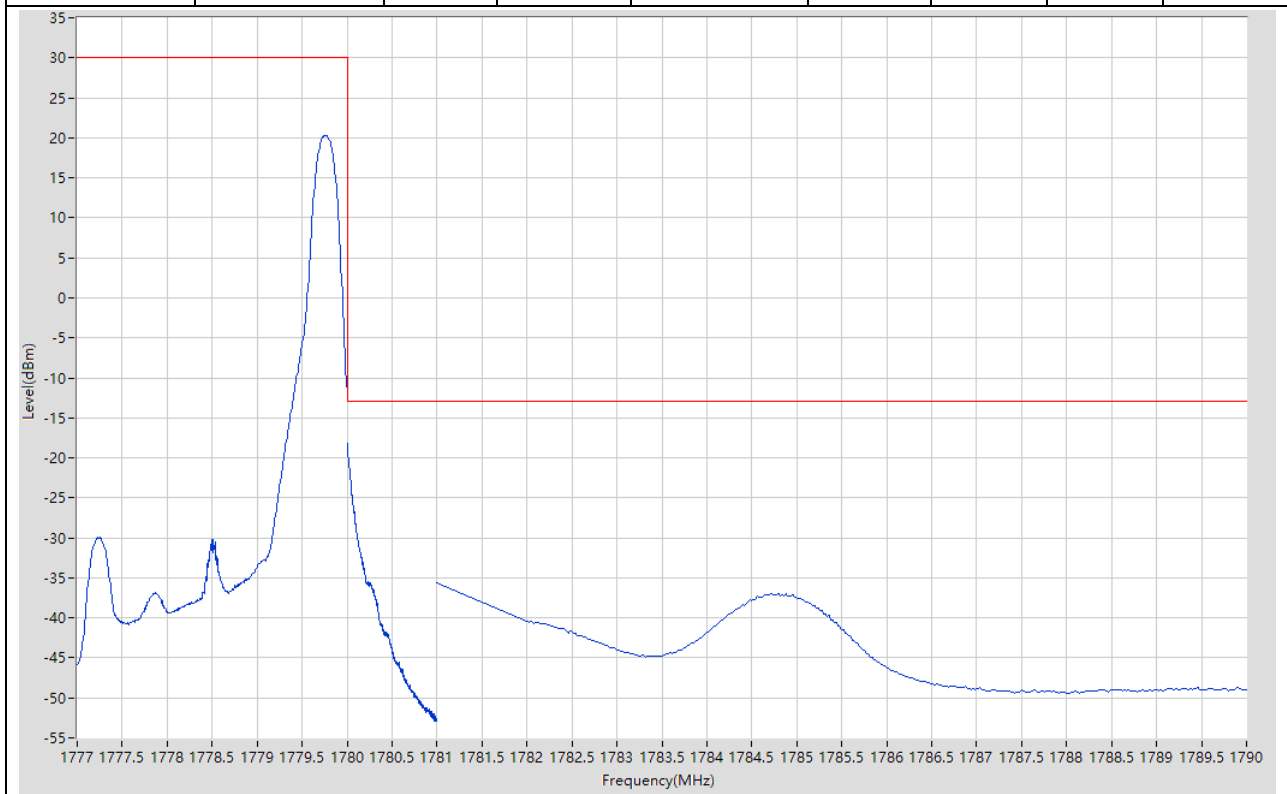
**13.12. LTE Band Edge\_Part22-24-27(NTNV)(Subtest:12, Channel:131987, Bandwidth:3, Modulation:Q16, RB Number: 15, RB Position:LOW)**

Start Frequency (MHz)	Stop Frequency (MHz)	RBW (MHz)	Detector	Frequency (MHz)	Power (dBm)	Limit (dBm)	Verdict	Sweep Point
1700	1708	1	RMS	1708	-26.68	-13	Pass	401
1708	1709	1	RMS	1709	-22.98	-13	Pass	2
1709	1710	0.03	RMS	1710	-32.94	-13	Pass	401
1710	1713	0.1	RMS	1711.245	7.1	30	Pass	401



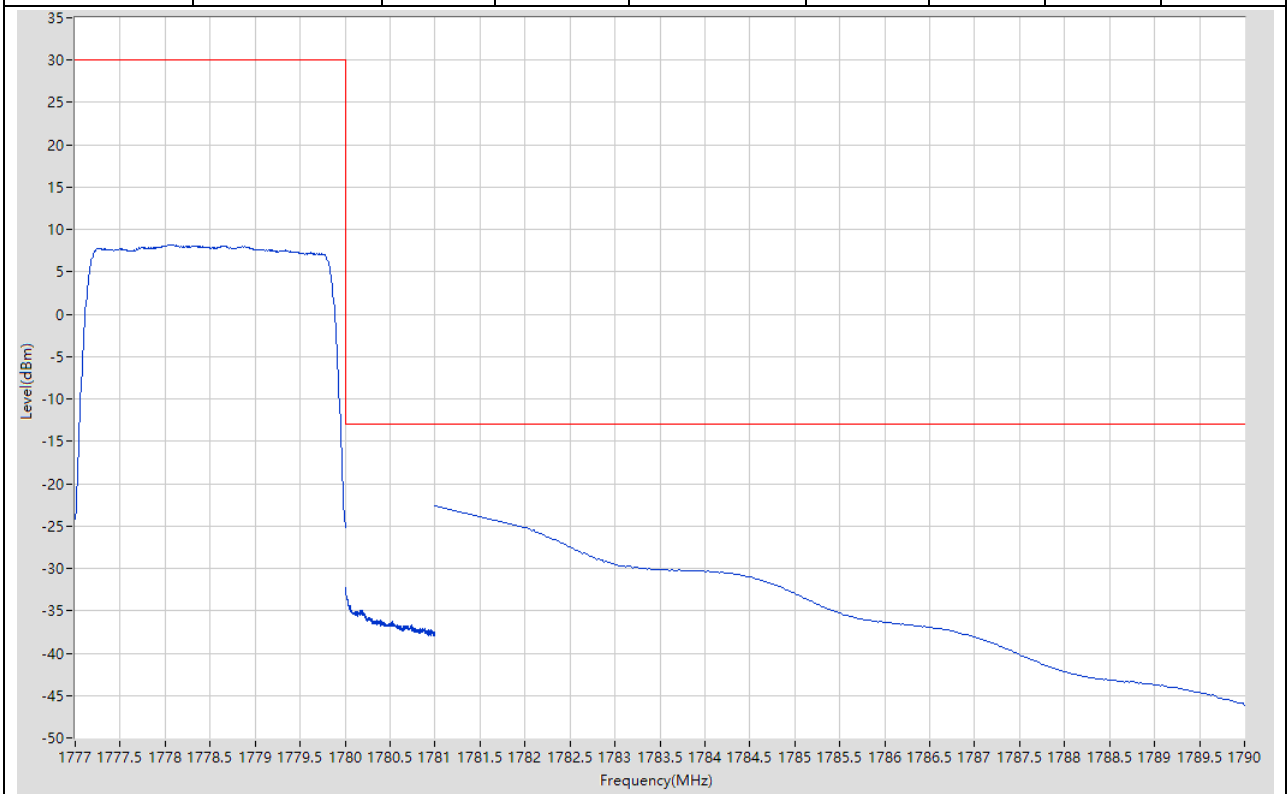
**13.13. LTE Band Edge\_Part22-24-27(NTNV)(Subtest:13, Channel:132657, Bandwidth:3, Modulation:QPSK, RB Number: 1, RB Position:HIGH)**

Start Frequency (MHz)	Stop Frequency (MHz)	RBW (MHz)	Detector	Frequency (MHz)	Power (dBm)	Limit (dBm)	Verdict	Sweep Point
1777	1780	0.1	RMS	1779.753	20.3	30	Pass	401
1780	1781	0.03	RMS	1780	-18.16	-13	Pass	401
1781	1782	1	RMS	1781	-35.57	-13	Pass	2
1782	1790	1	RMS	1784.8	-36.91	-13	Pass	401



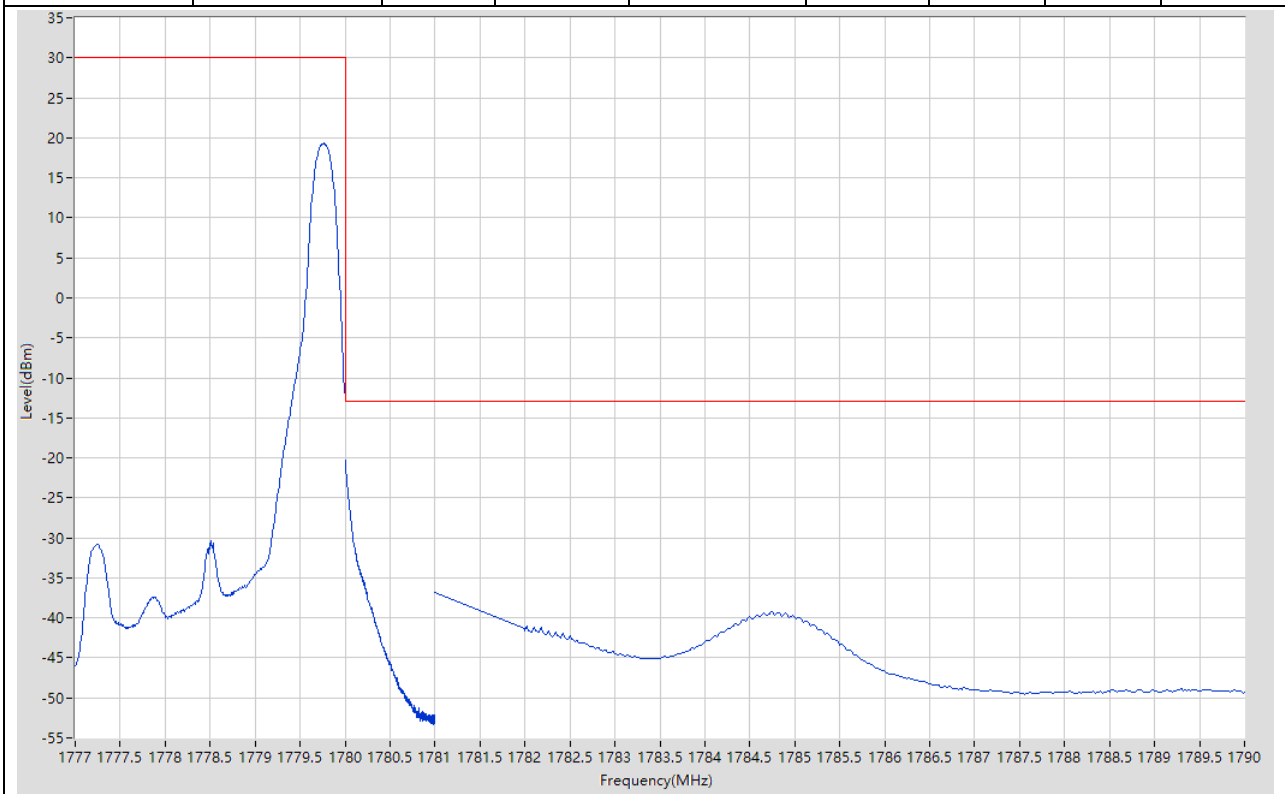
**13.14. LTE Band Edge\_Part22-24-27(NTNV)(Subtest:14, Channel:132657, Bandwidth:3, Modulation:QPSK, RB Number: 15, RB Position:HIGH)**

Start Frequency (MHz)	Stop Frequency (MHz)	RBW (MHz)	Detector	Frequency (MHz)	Power (dBm)	Limit (dBm)	Verdict	Sweep Point
1777	1780	0.1	RMS	1778.088	8.22	30	Pass	401
1780	1781	0.03	RMS	1780.003	-32.27	-13	Pass	401
1781	1782	1	RMS	1781	-22.64	-13	Pass	2
1782	1790	1	RMS	1782	-25.21	-13	Pass	401



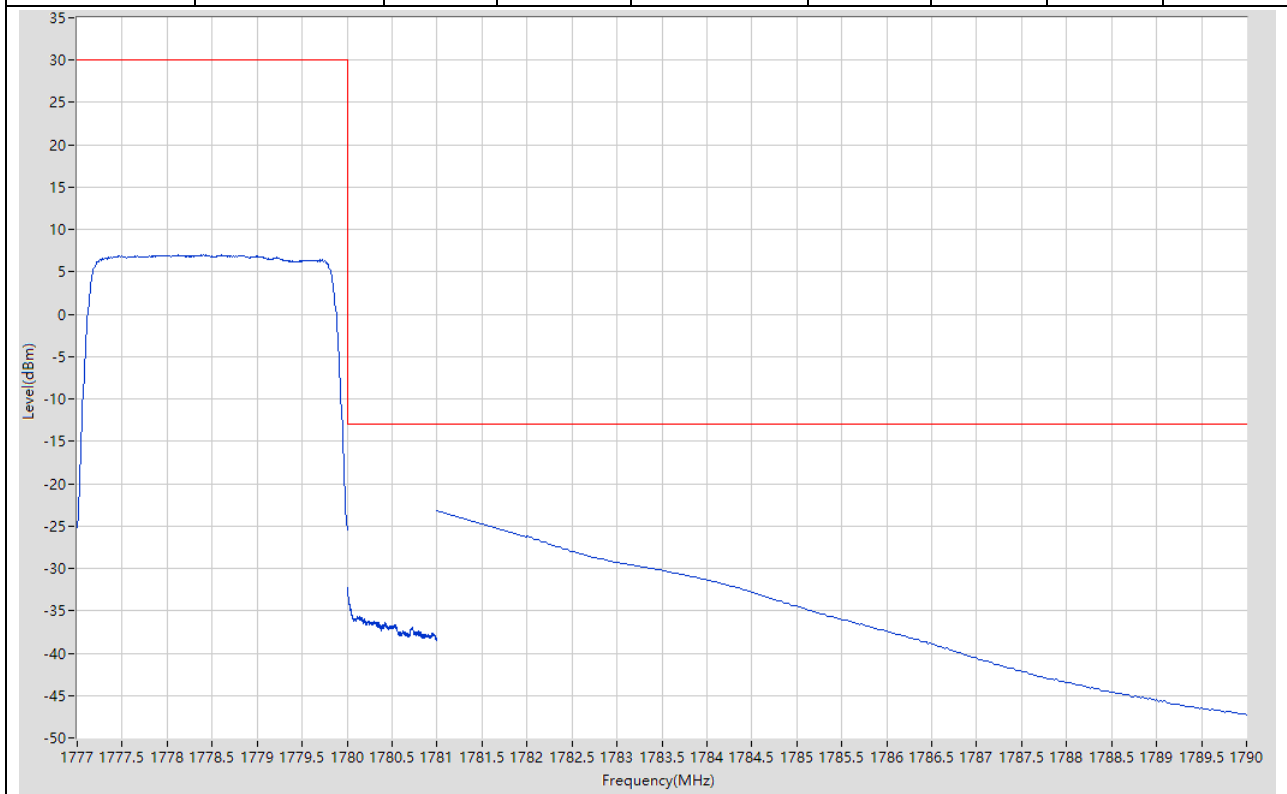
**13.15. LTE Band Edge\_Part22-24-27(NTNV)(Subtest:15, Channel:132657, Bandwidth:3, Modulation:Q16, RB Number: 1, RB Position:HIGH)**

Start Frequency (MHz)	Stop Frequency (MHz)	RBW (MHz)	Detector	Frequency (MHz)	Power (dBm)	Limit (dBm)	Verdict	Sweep Point
1777	1780	0.1	RMS	1779.76	19.31	30	Pass	401
1780	1781	0.03	RMS	1780	-20.31	-13	Pass	401
1781	1782	1	RMS	1781	-36.75	-13	Pass	2
1782	1790	1	RMS	1784.74	-39.26	-13	Pass	401



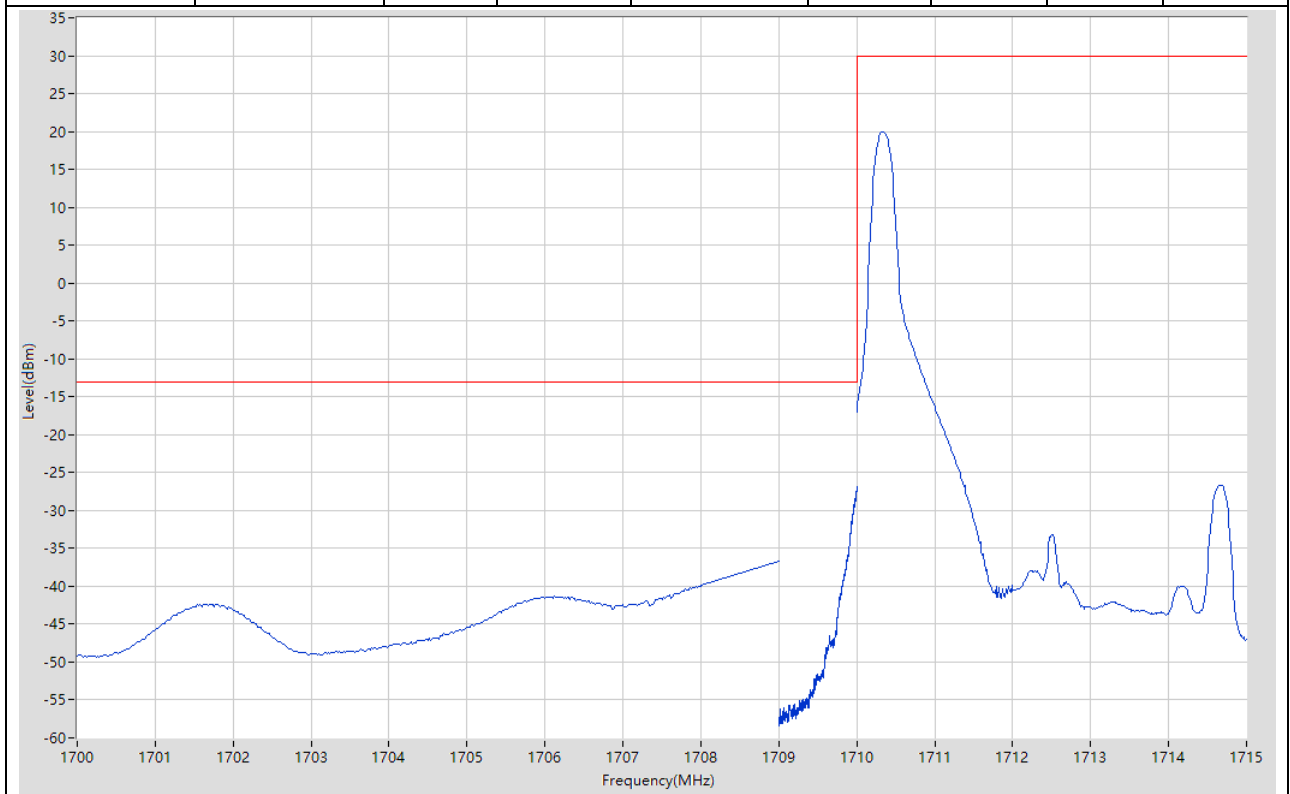
**13.16. LTE Band Edge\_Part22-24-27(NTNV)(Subtest:16, Channel:132657, Bandwidth:3, Modulation:Q16, RB Number: 15, RB Position:HIGH)**

Start Frequency (MHz)	Stop Frequency (MHz)	RBW (MHz)	Detector	Frequency (MHz)	Power (dBm)	Limit (dBm)	Verdict	Sweep Point
1777	1780	0.1	RMS	1778.403	7.01	30	Pass	401
1780	1781	0.03	RMS	1780	-32.21	-13	Pass	401
1781	1782	1	RMS	1781	-23.2	-13	Pass	2
1782	1790	1	RMS	1782	-26.21	-13	Pass	401



**13.17. LTE Band Edge\_Part22-24-27(NTNV)(Subtest:17, Channel:131997, Bandwidth:5, Modulation:QPSK, RB Number: 1, RB Position:LOW)**

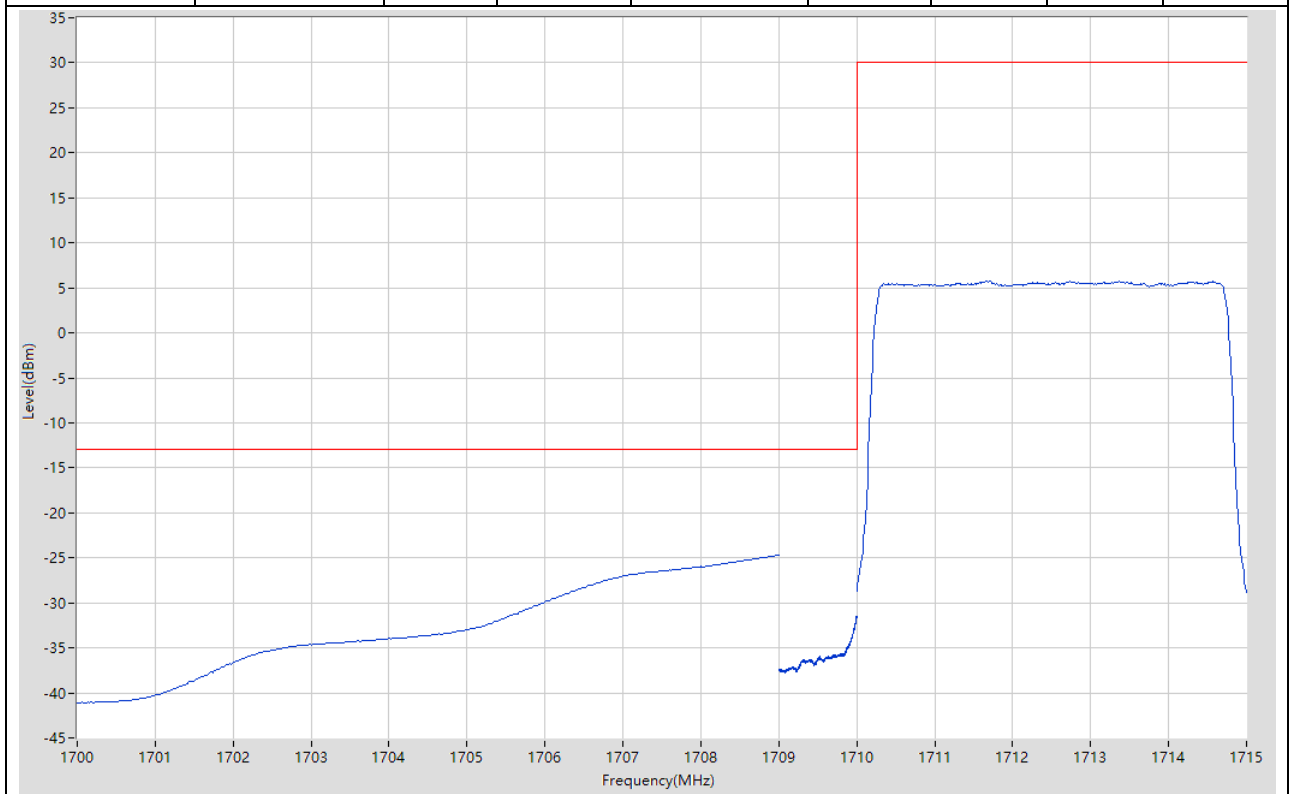
Start Frequency (MHz)	Stop Frequency (MHz)	RBW (MHz)	Detector	Frequency (MHz)	Power (dBm)	Limit (dBm)	Verdict	Sweep Point
1700	1708	1	RMS	1707.94	-39.94	-13	Pass	401
1708	1709	1	RMS	1709	-36.71	-13	Pass	2
1709	1710	0.01	RMS	1710	-26.91	-13	Pass	401
1710	1715	0.1	RMS	1710.325	19.93	30	Pass	401





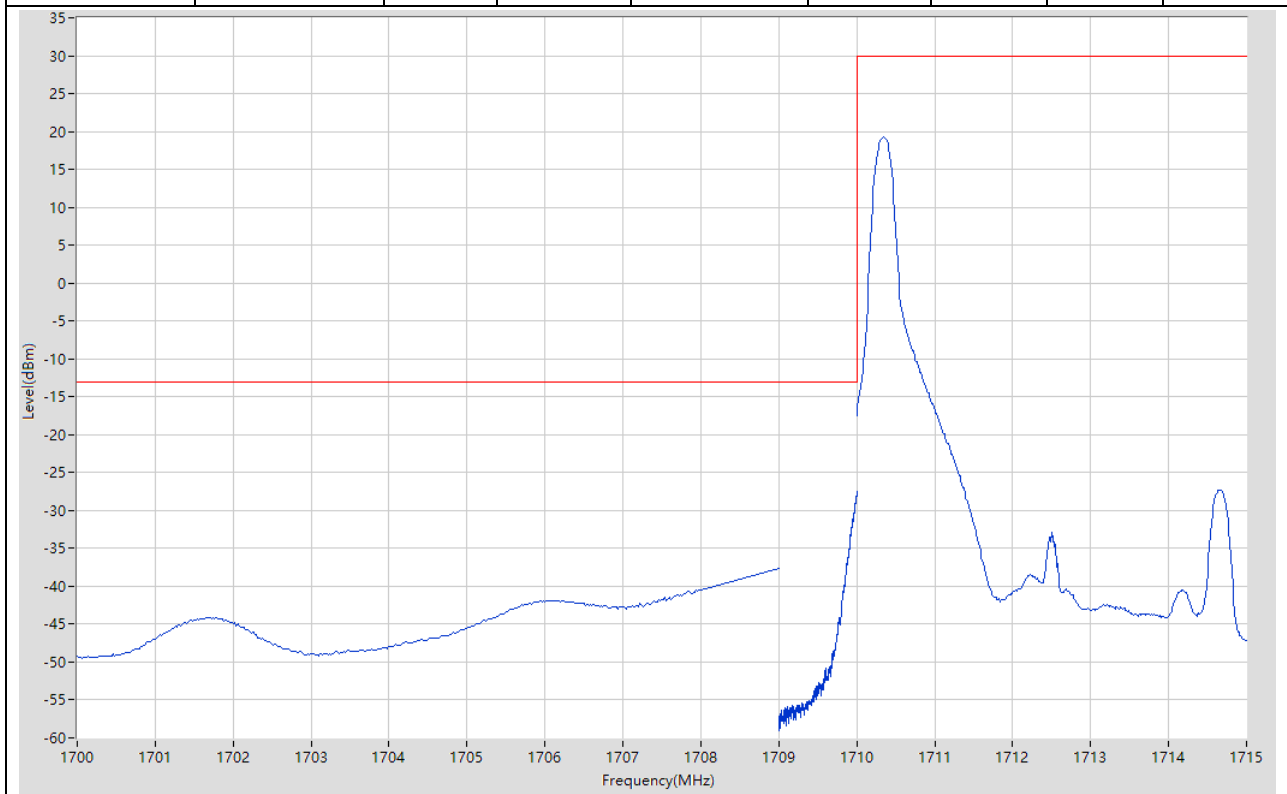
**13.18. LTE Band Edge\_Part22-24-27(NTNV)(Subtest:18, Channel:131997, Bandwidth:5, Modulation:QPSK, RB Number: 25, RB Position:LOW)**

Start Frequency (MHz)	Stop Frequency (MHz)	RBW (MHz)	Detector	Frequency (MHz)	Power (dBm)	Limit (dBm)	Verdict	Sweep Point
1700	1708	1	RMS	1708	-25.96	-13	Pass	401
1708	1709	1	RMS	1709	-24.72	-13	Pass	2
1709	1710	0.051	RMS	1709.998	-31.49	-13	Pass	401
1710	1715	0.1	RMS	1711.663	5.75	30	Pass	401



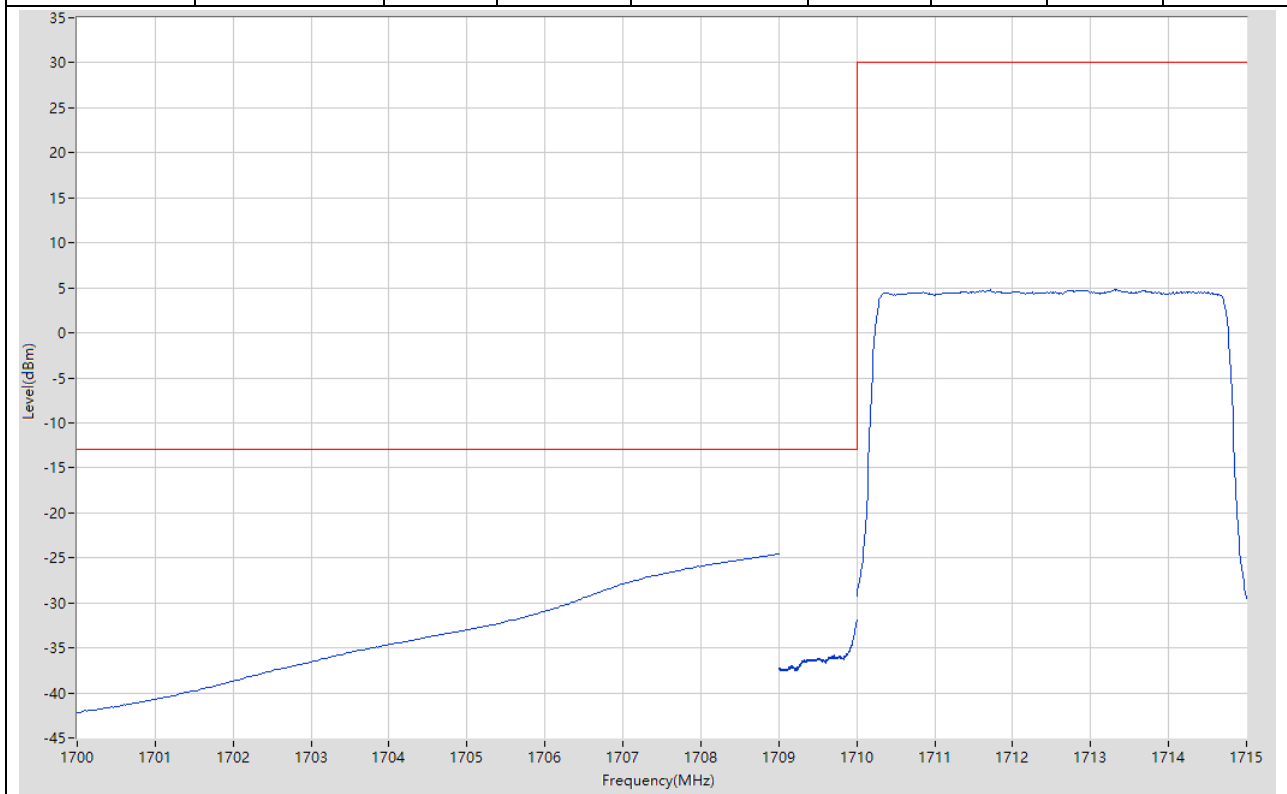
**13.19. LTE Band Edge\_Part22-24-27(NTNV)(Subtest:19, Channel:131997, Bandwidth:5, Modulation:Q16, RB Number: 1, RB Position:LOW)**

Start Frequency (MHz)	Stop Frequency (MHz)	RBW (MHz)	Detector	Frequency (MHz)	Power (dBm)	Limit (dBm)	Verdict	Sweep Point
1700	1708	1	RMS	1708	-40.45	-13	Pass	401
1708	1709	1	RMS	1709	-37.7	-13	Pass	2
1709	1710	0.01	RMS	1710	-27.52	-13	Pass	401
1710	1715	0.1	RMS	1710.35	19.24	30	Pass	401



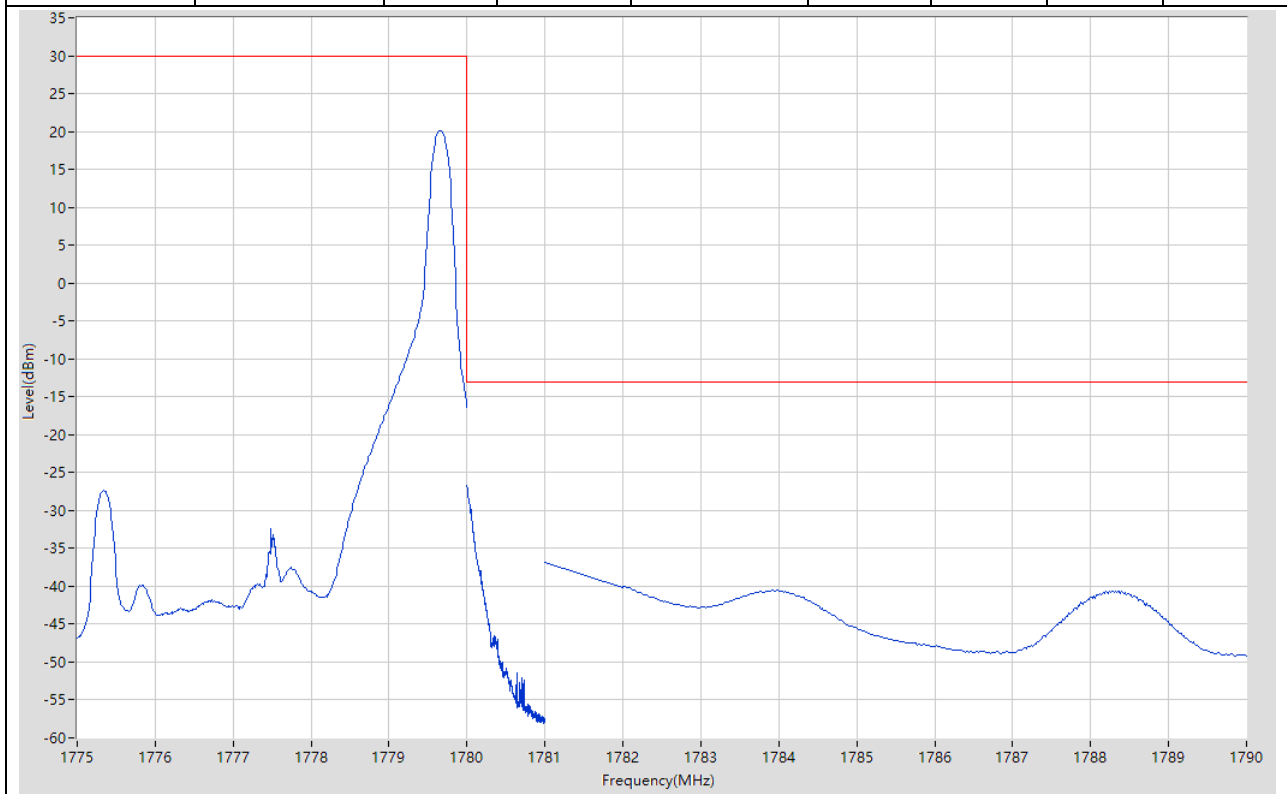
**13.20. LTE Band Edge\_Part22-24-27(NTNV)(Subtest:20, Channel:131997, Bandwidth:5, Modulation:Q16, RB Number: 25, RB Position:LOW)**

Start Frequency (MHz)	Stop Frequency (MHz)	RBW (MHz)	Detector	Frequency (MHz)	Power (dBm)	Limit (dBm)	Verdict	Sweep Point
1700	1708	1	RMS	1708	-25.88	-13	Pass	401
1708	1709	1	RMS	1709	-24.5	-13	Pass	2
1709	1710	0.051	RMS	1710	-31.97	-13	Pass	401
1710	1715	0.1	RMS	1713.325	4.79	30	Pass	401



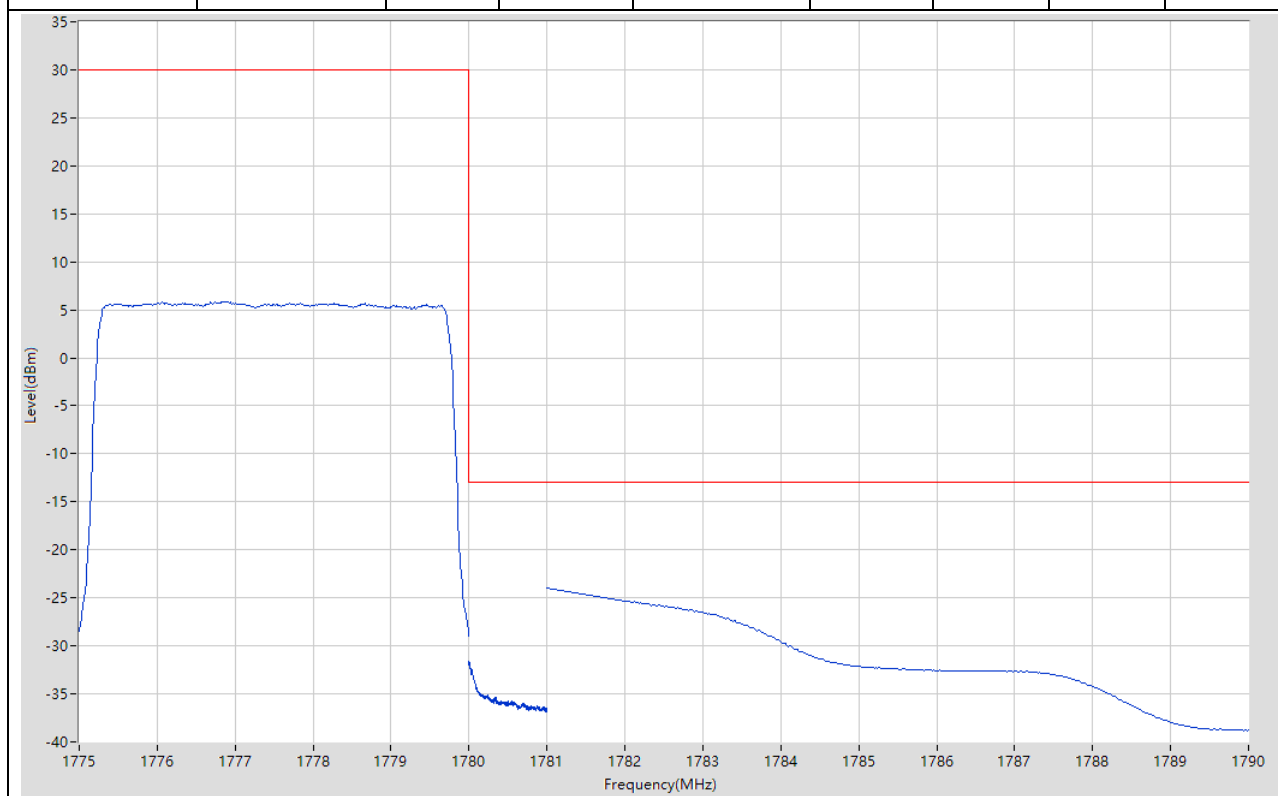
**13.21. LTE Band Edge\_Part22-24-27(NTNV)(Subtest:21, Channel:132647, Bandwidth:5, Modulation:QPSK, RB Number: 1, RB Position:HIGH)**

Start Frequency (MHz)	Stop Frequency (MHz)	RBW (MHz)	Detector	Frequency (MHz)	Power (dBm)	Limit (dBm)	Verdict	Sweep Point
1775	1780	0.1	RMS	1779.663	20.16	30	Pass	401
1780	1781	0.01	RMS	1780.003	-26.74	-13	Pass	401
1781	1782	1	RMS	1781	-36.84	-13	Pass	2
1782	1790	1	RMS	1782	-39.99	-13	Pass	401



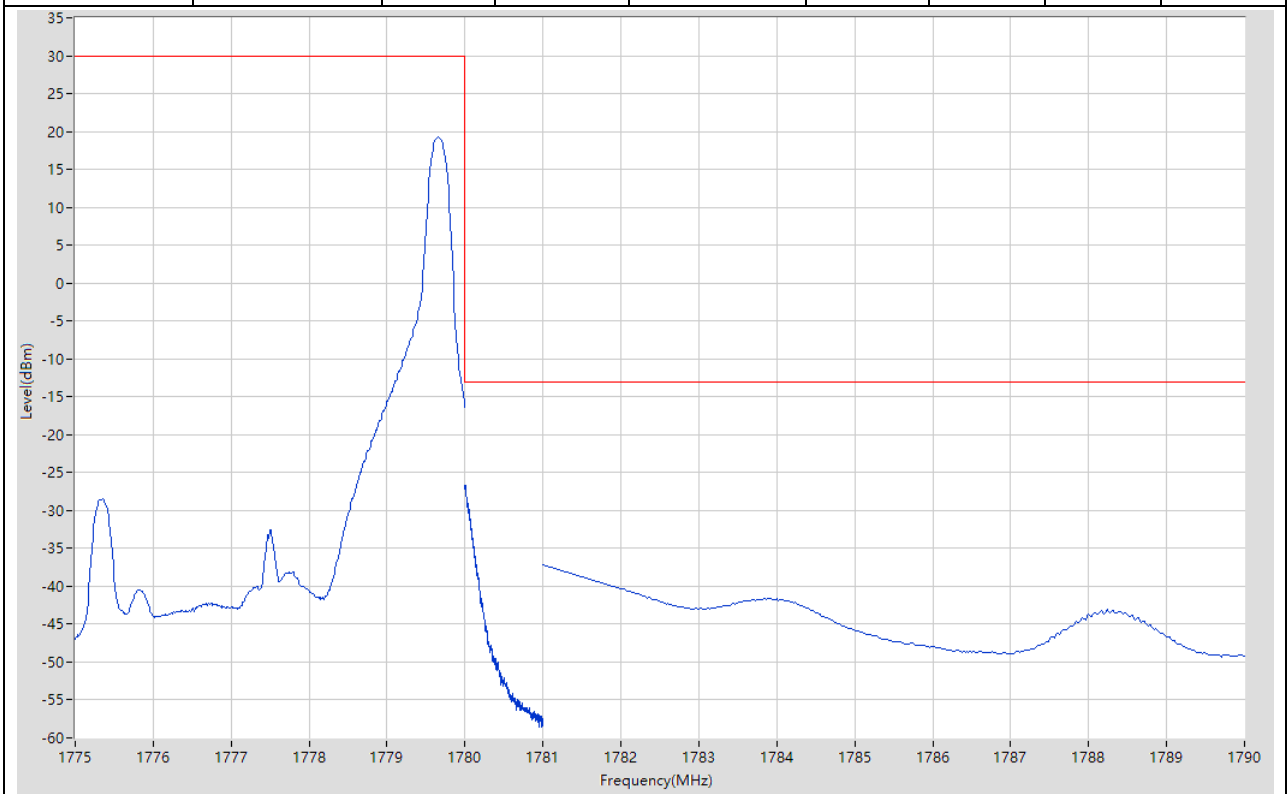
**13.22. LTE Band Edge\_Part22-24-27(NTNV)(Subtest:22, Channel:132647, Bandwidth:5, Modulation:QPSK, RB Number: 25, RB Position:HIGH)**

Start Frequency (MHz)	Stop Frequency (MHz)	RBW (MHz)	Detector	Frequency (MHz)	Power (dBm)	Limit (dBm)	Verdict	Sweep Point
1775	1780	0.1	RMS	1776.888	5.86	30	Pass	401
1780	1781	0.051	RMS	1780	-31.66	-13	Pass	401
1781	1782	1	RMS	1781	-23.98	-13	Pass	2
1782	1790	1	RMS	1782.04	-25.31	-13	Pass	401



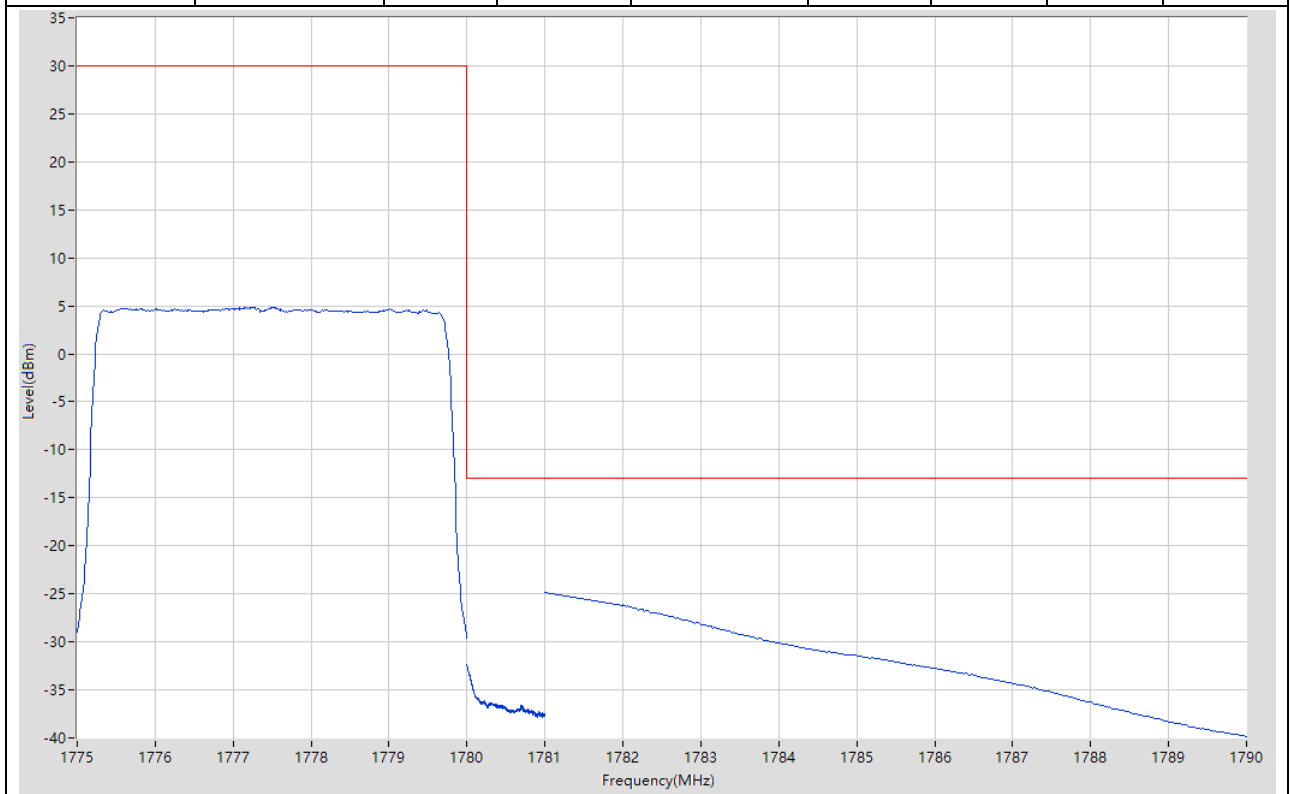
**13.23. LTE Band Edge\_Part22-24-27(NTNV)(Subtest:23, Channel:132647, Bandwidth:5, Modulation:Q16, RB Number: 1, RB Position:HIGH)**

Start Frequency (MHz)	Stop Frequency (MHz)	RBW (MHz)	Detector	Frequency (MHz)	Power (dBm)	Limit (dBm)	Verdict	Sweep Point
1775	1780	0.1	RMS	1779.663	19.27	30	Pass	401
1780	1781	0.01	RMS	1780	-26.65	-13	Pass	401
1781	1782	1	RMS	1781	-37.09	-13	Pass	2
1782	1790	1	RMS	1782.02	-40.29	-13	Pass	401



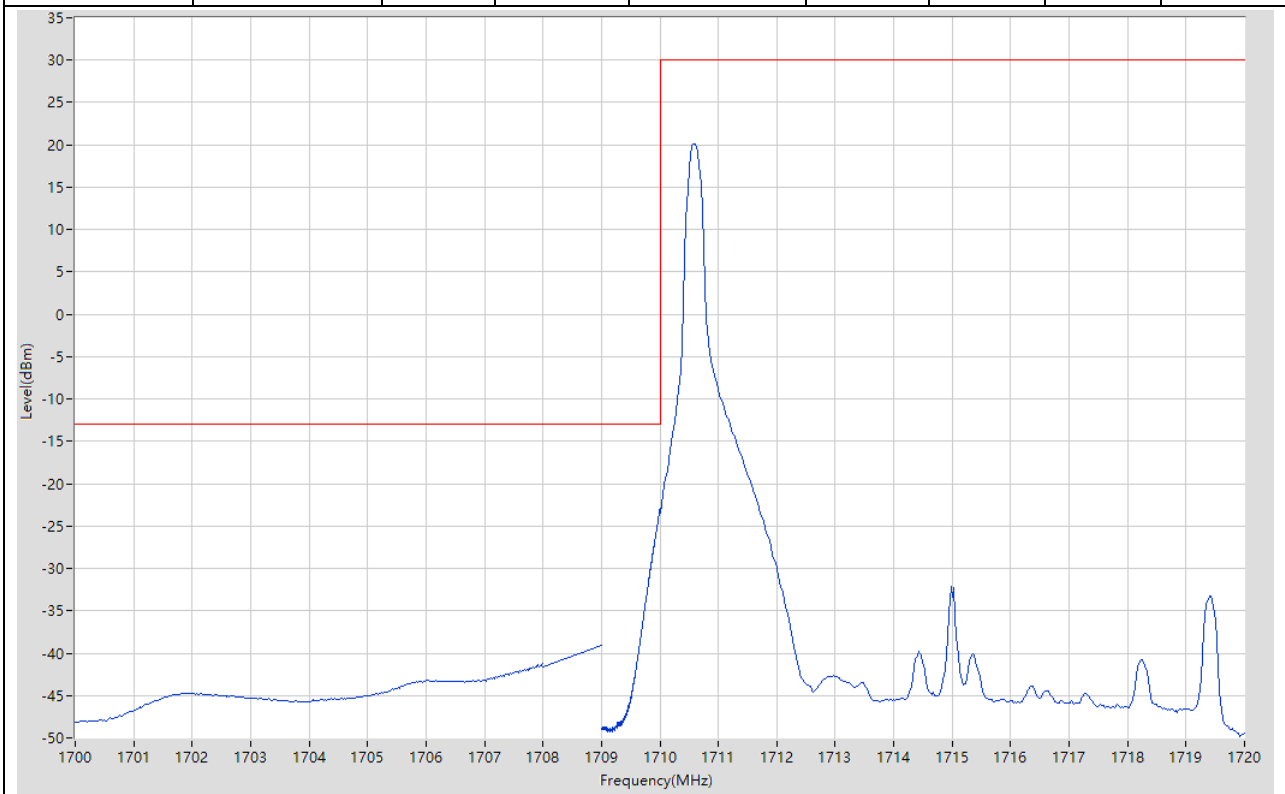
**13.24. LTE Band Edge\_Part22-24-27(NTNV)(Subtest:24, Channel:132647, Bandwidth:5, Modulation:Q16, RB Number: 25, RB Position:HIGH)**

Start Frequency (MHz)	Stop Frequency (MHz)	RBW (MHz)	Detector	Frequency (MHz)	Power (dBm)	Limit (dBm)	Verdict	Sweep Point
1775	1780	0.1	RMS	1777.275	4.85	30	Pass	401
1780	1781	0.051	RMS	1780.003	-32.39	-13	Pass	401
1781	1782	1	RMS	1781	-24.81	-13	Pass	2
1782	1790	1	RMS	1782	-26.16	-13	Pass	401



**13.25. LTE Band Edge\_Part22-24-27(NTNV)(Subtest:25, Channel:132022, Bandwidth:10, Modulation:QPSK, RB Number: 1, RB Position:LOW)**

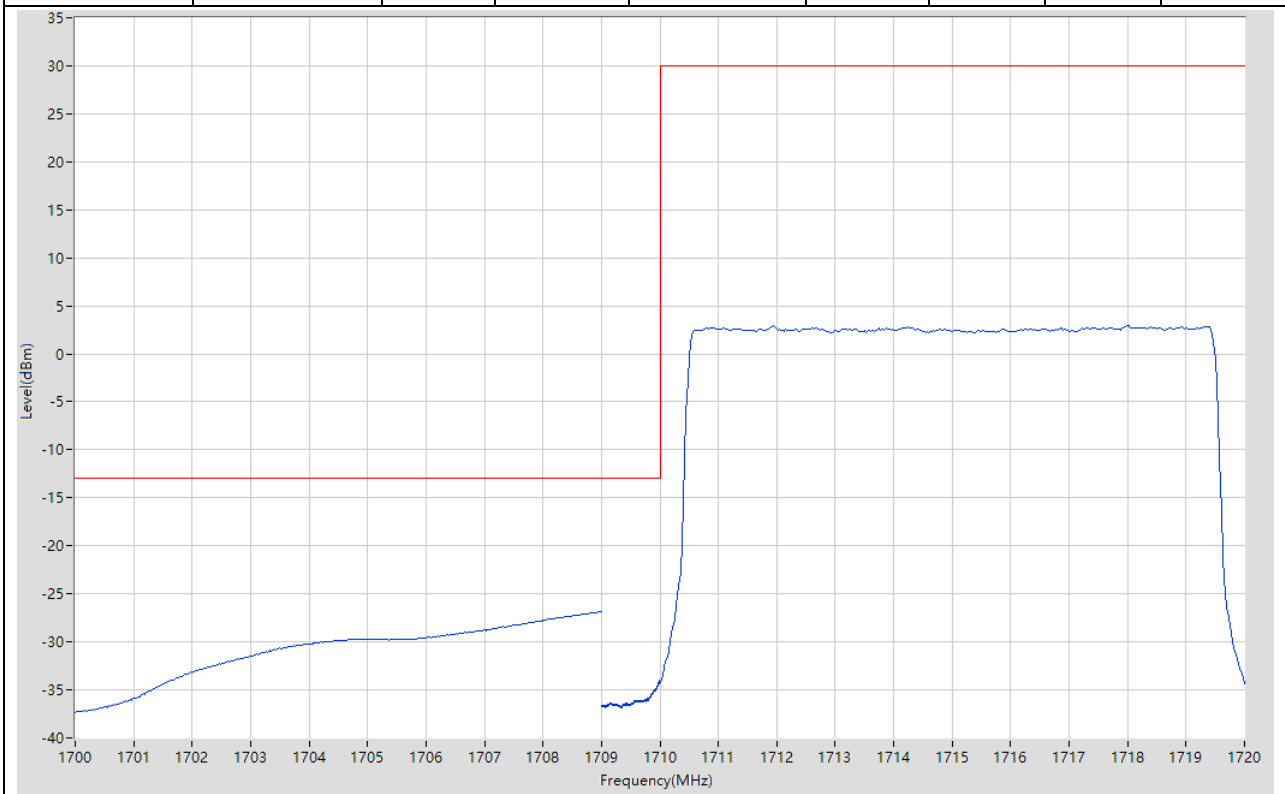
Start Frequency (MHz)	Stop Frequency (MHz)	RBW (MHz)	Detector	Frequency (MHz)	Power (dBm)	Limit (dBm)	Verdict	Sweep Point
1700	1708	1	RMS	1708	-41.27	-13	Pass	401
1708	1709	1	RMS	1709	-39.1	-13	Pass	2
1709	1710	0.1	RMS	1710	-22.89	-13	Pass	401
1710	1720	0.1	RMS	1710.6	20.15	30	Pass	401





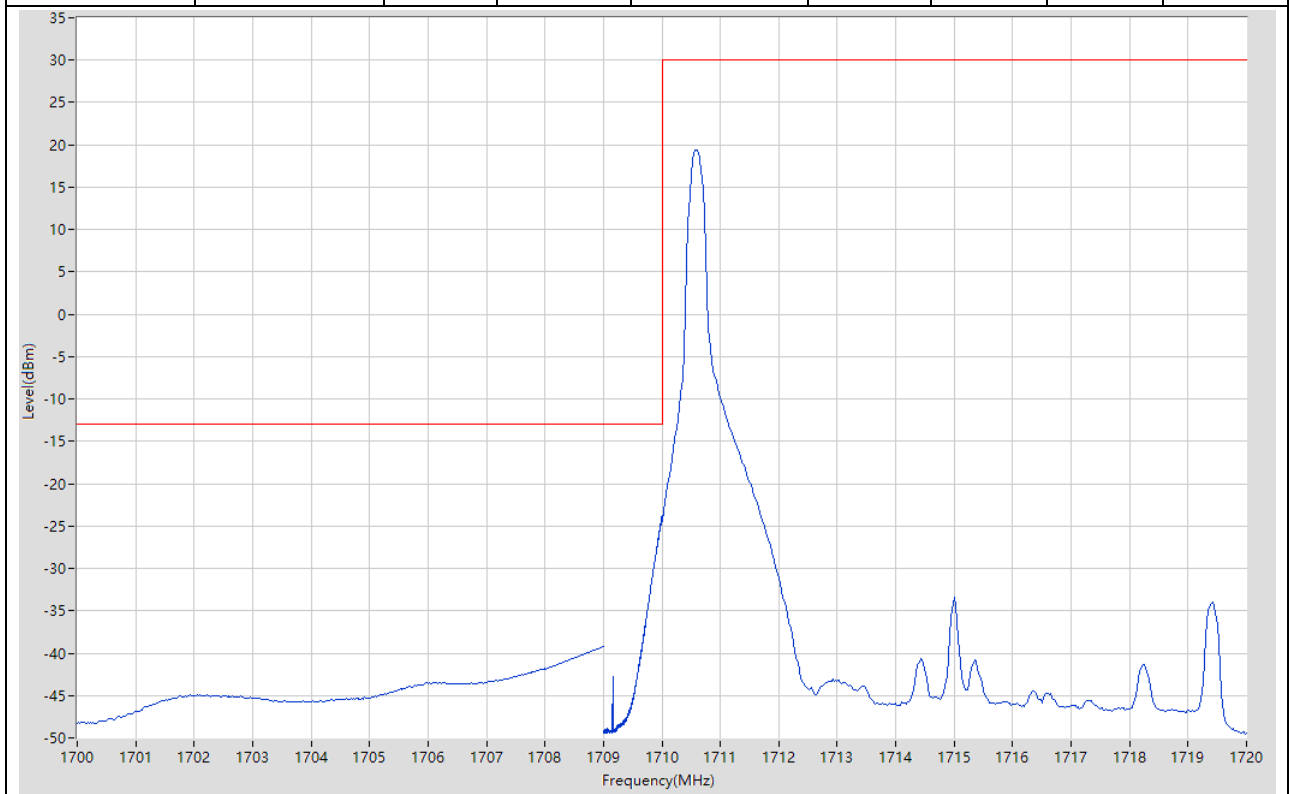
**13.26. LTE Band Edge\_Part22-24-27(NTNV)(Subtest:26, Channel:132022, Bandwidth:10, Modulation:QPSK, RB Number: 50, RB Position:LOW)**

Start Frequency (MHz)	Stop Frequency (MHz)	RBW (MHz)	Detector	Frequency (MHz)	Power (dBm)	Limit (dBm)	Verdict	Sweep Point
1700	1708	1	RMS	1707.98	-27.83	-13	Pass	401
1708	1709	1	RMS	1709	-26.83	-13	Pass	2
1709	1710	0.1	RMS	1709.998	-34.02	-13	Pass	401
1710	1720	0.1	RMS	1718	2.95	30	Pass	401



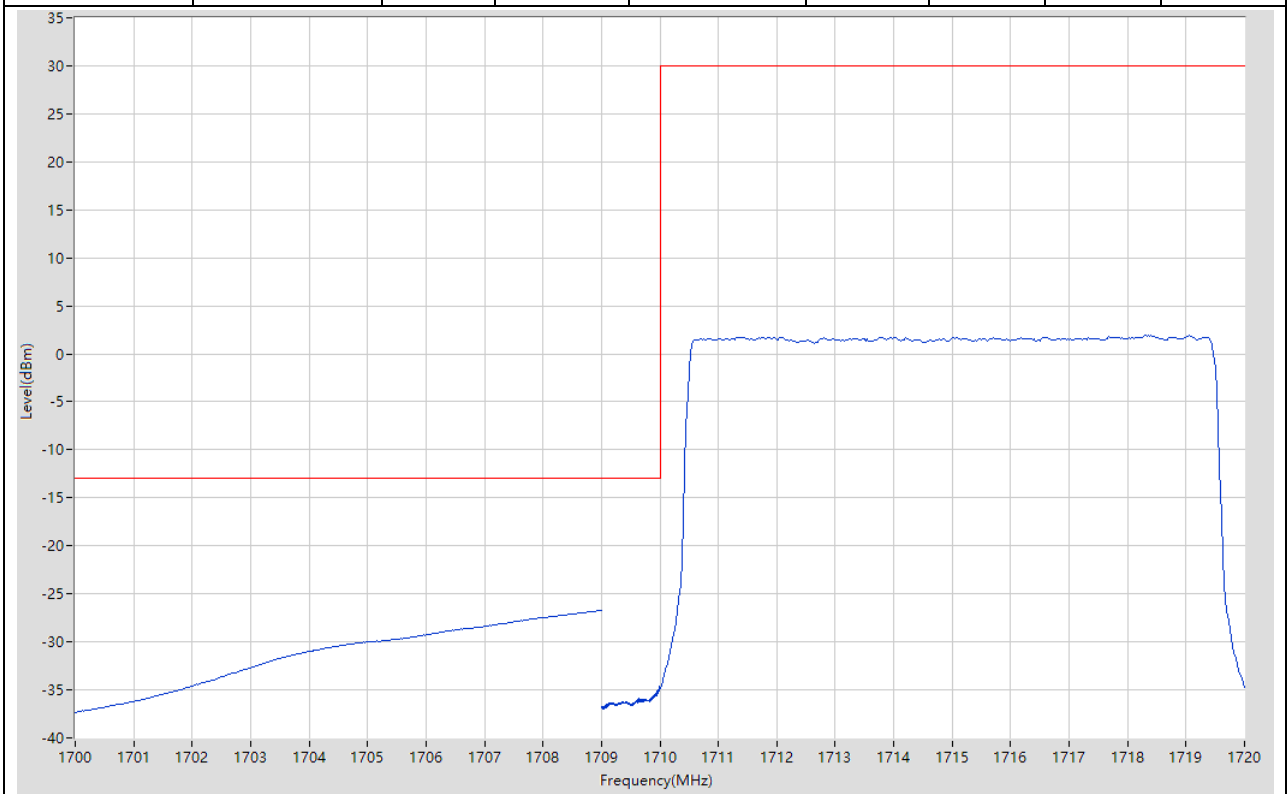
**13.27. LTE Band Edge\_Part22-24-27(NTNV)(Subtest:27, Channel:132022, Bandwidth:10, Modulation:Q16, RB Number: 1, RB Position:LOW)**

Start Frequency (MHz)	Stop Frequency (MHz)	RBW (MHz)	Detector	Frequency (MHz)	Power (dBm)	Limit (dBm)	Verdict	Sweep Point
1700	1708	1	RMS	1708	-41.82	-13	Pass	401
1708	1709	1	RMS	1709	-39.26	-13	Pass	2
1709	1710	0.1	RMS	1710	-23.78	-13	Pass	401
1710	1720	0.1	RMS	1710.6	19.36	30	Pass	401



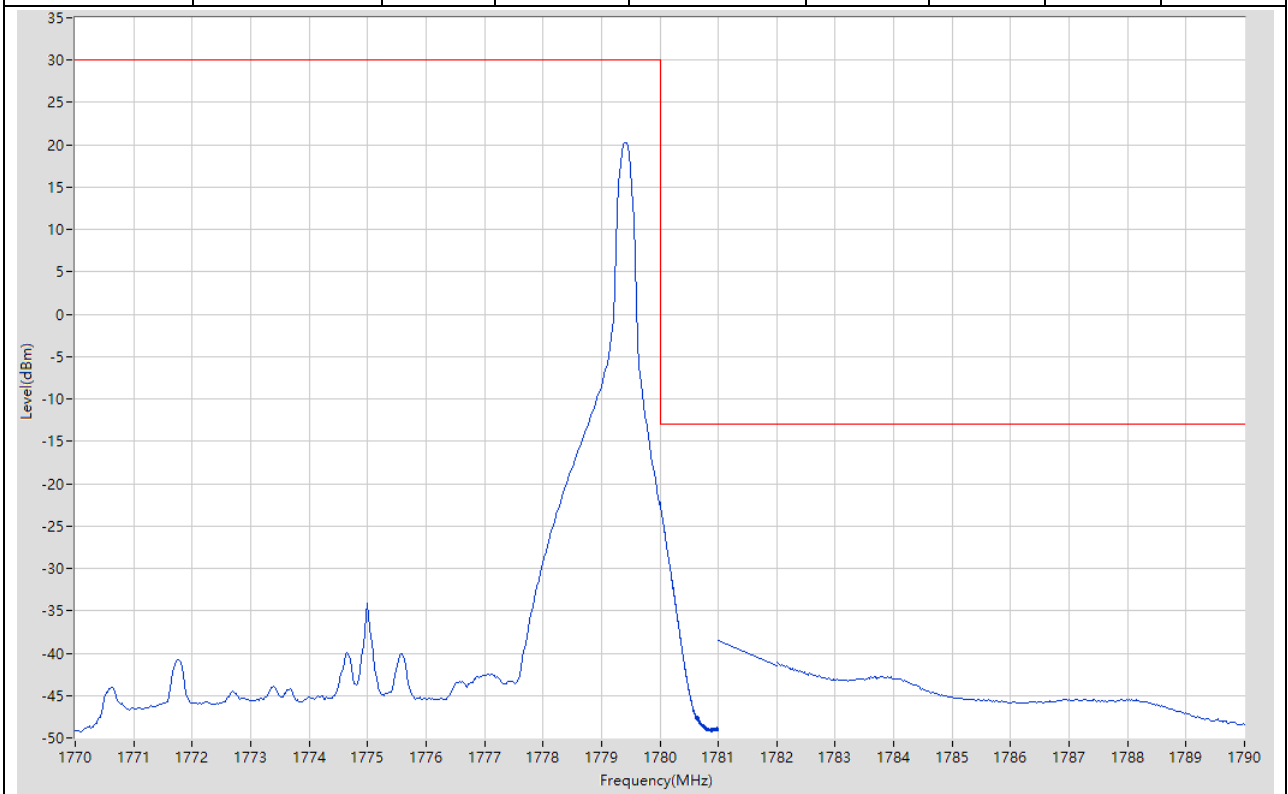
**13.28. LTE Band Edge\_Part22-24-27(NTNV)(Subtest:28, Channel:132022, Bandwidth:10, Modulation:Q16, RB Number: 50, RB Position:LOW)**

Start Frequency (MHz)	Stop Frequency (MHz)	RBW (MHz)	Detector	Frequency (MHz)	Power (dBm)	Limit (dBm)	Verdict	Sweep Point
1700	1708	1	RMS	1708	-27.47	-13	Pass	401
1708	1709	1	RMS	1709	-26.71	-13	Pass	2
1709	1710	0.1	RMS	1709.998	-34.66	-13	Pass	401
1710	1720	0.1	RMS	1718.4	1.97	30	Pass	401



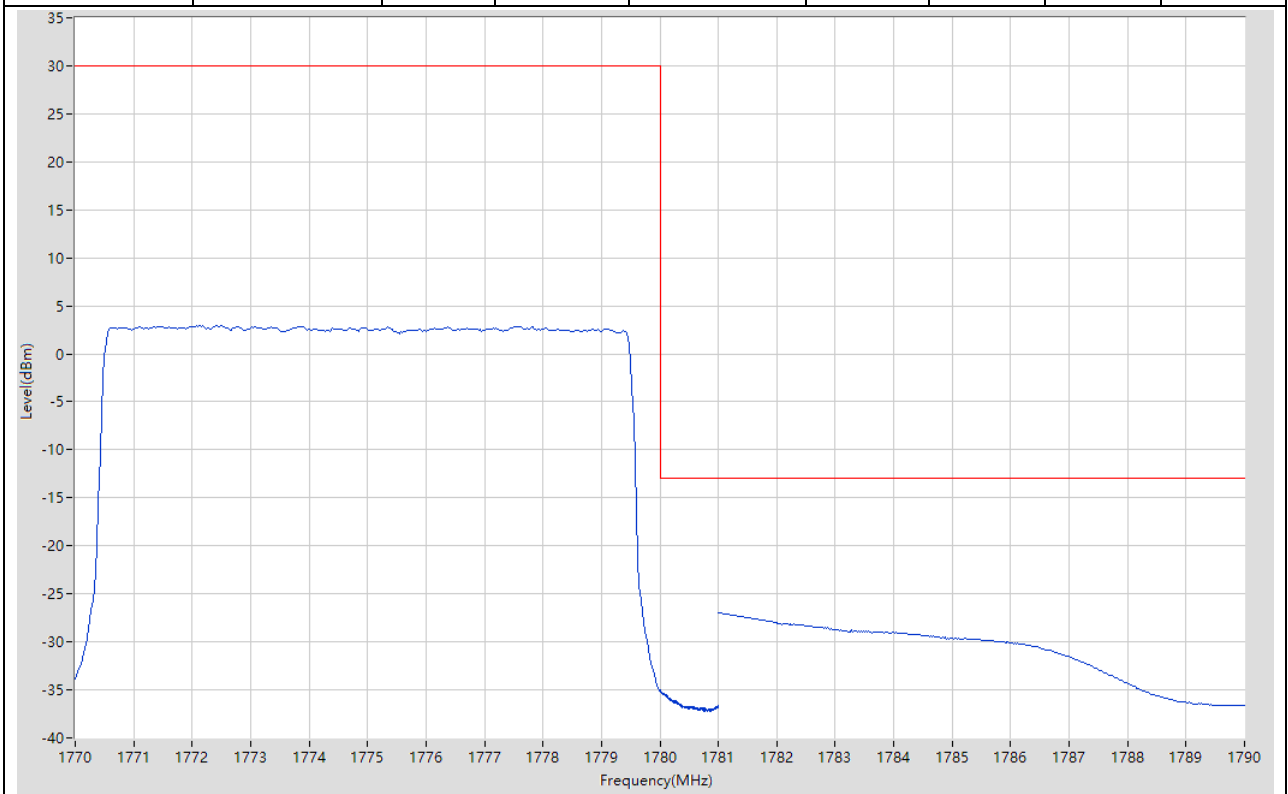
**13.29. LTE Band Edge\_Part22-24-27(NTNV)(Subtest:29, Channel:132622, Bandwidth:10, Modulation:QPSK, RB Number: 1, RB Position:HIGH)**

Start Frequency (MHz)	Stop Frequency (MHz)	RBW (MHz)	Detector	Frequency (MHz)	Power (dBm)	Limit (dBm)	Verdict	Sweep Point
1770	1780	0.1	RMS	1779.4	20.23	30	Pass	401
1780	1781	0.1	RMS	1780	-22.14	-13	Pass	401
1781	1782	1	RMS	1781	-38.56	-13	Pass	2
1782	1790	1	RMS	1782	-41.09	-13	Pass	401



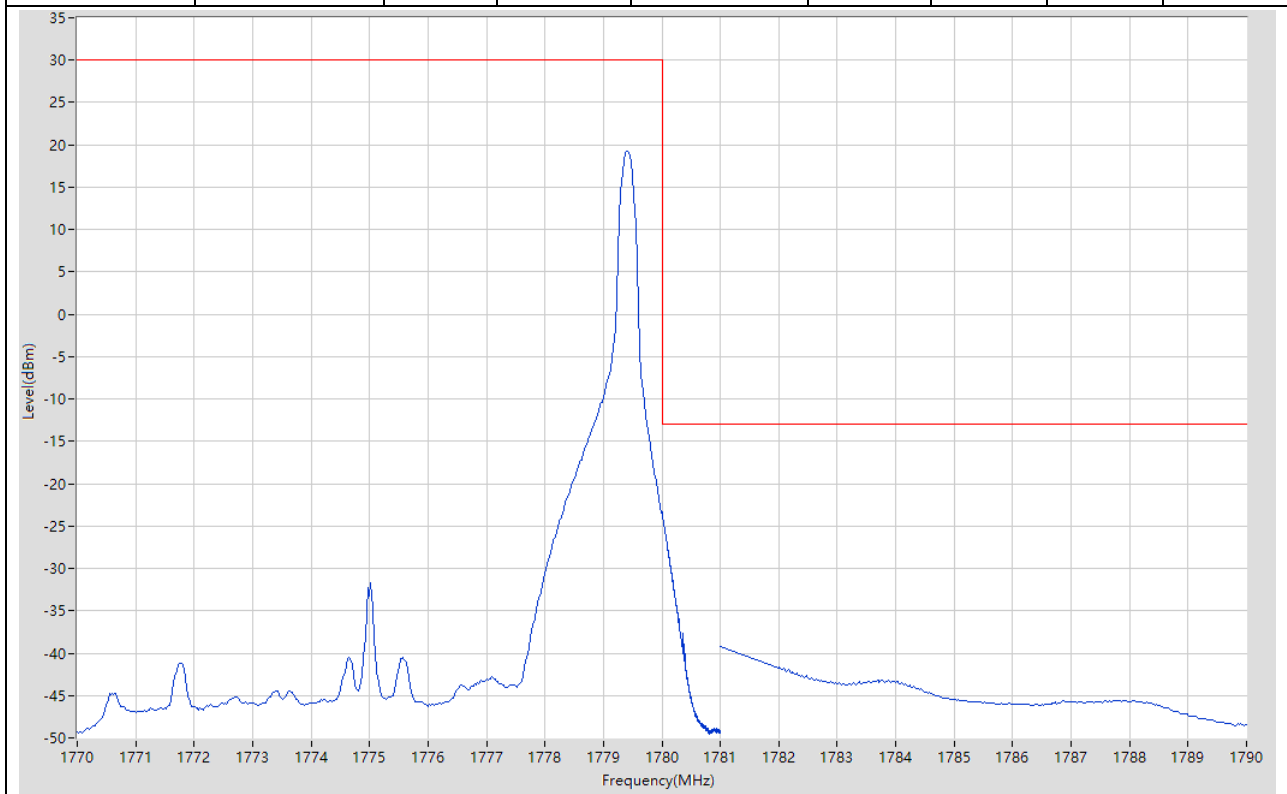
**13.30. LTE Band Edge\_Part22-24-27(NTNV)(Subtest:30, Channel:132622, Bandwidth:10, Modulation:QPSK, RB Number: 50, RB Position:HIGH)**

Start Frequency (MHz)	Stop Frequency (MHz)	RBW (MHz)	Detector	Frequency (MHz)	Power (dBm)	Limit (dBm)	Verdict	Sweep Point
1770	1780	0.1	RMS	1772.175	2.96	30	Pass	401
1780	1781	0.1	RMS	1780.003	-35.02	-13	Pass	401
1781	1782	1	RMS	1781	-27.03	-13	Pass	2
1782	1790	1	RMS	1782.02	-28.07	-13	Pass	401



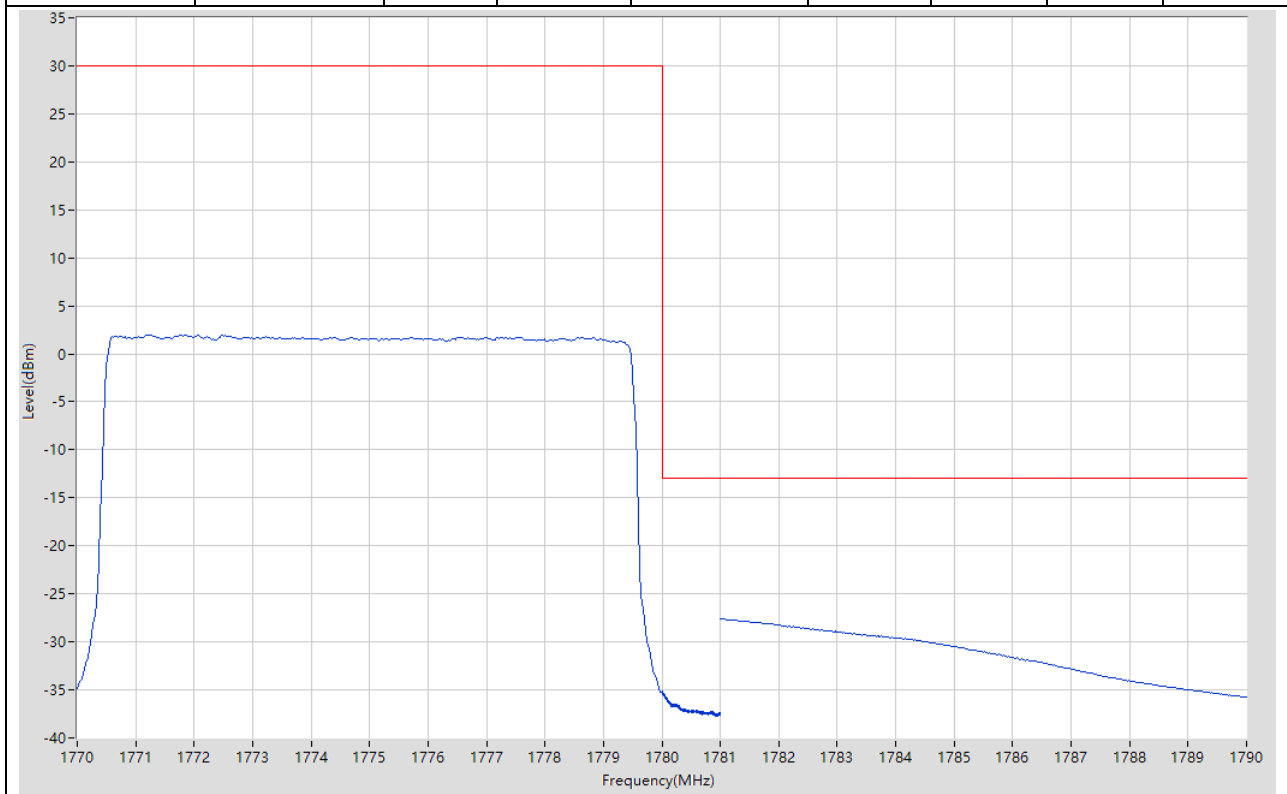
**13.31. LTE Band Edge\_Part22-24-27(NTNV)(Subtest:31, Channel:132622, Bandwidth:10, Modulation:Q16, RB Number: 1, RB Position:HIGH)**

Start Frequency (MHz)	Stop Frequency (MHz)	RBW (MHz)	Detector	Frequency (MHz)	Power (dBm)	Limit (dBm)	Verdict	Sweep Point
1770	1780	0.1	RMS	1779.4	19.26	30	Pass	401
1780	1781	0.1	RMS	1780	-23.3	-13	Pass	401
1781	1782	1	RMS	1781	-39.17	-13	Pass	2
1782	1790	1	RMS	1782	-41.56	-13	Pass	401



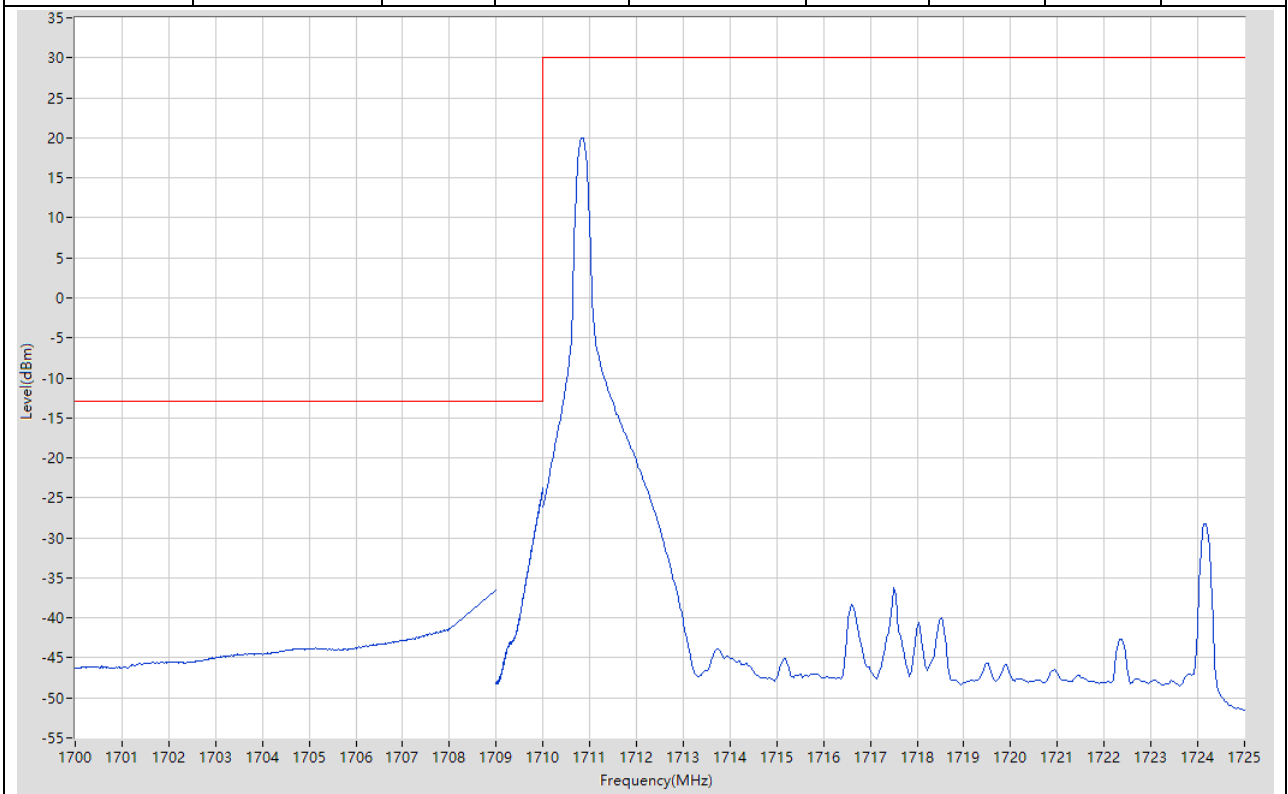
**13.32. LTE Band Edge\_Part22-24-27(NTNV)(Subtest:32, Channel:132622, Bandwidth:10, Modulation:Q16, RB Number: 50, RB Position:HIGH)**

Start Frequency (MHz)	Stop Frequency (MHz)	RBW (MHz)	Detector	Frequency (MHz)	Power (dBm)	Limit (dBm)	Verdict	Sweep Point
1770	1780	0.1	RMS	1771.75	1.97	30	Pass	401
1780	1781	0.1	RMS	1780.003	-35.12	-13	Pass	401
1781	1782	1	RMS	1781	-27.55	-13	Pass	2
1782	1790	1	RMS	1782.02	-28.26	-13	Pass	401



**13.33. LTE Band Edge\_Part22-24-27(NTNV)(Subtest:33, Channel:132047, Bandwidth:15, Modulation:QPSK, RB Number: 1, RB Position:LOW)**

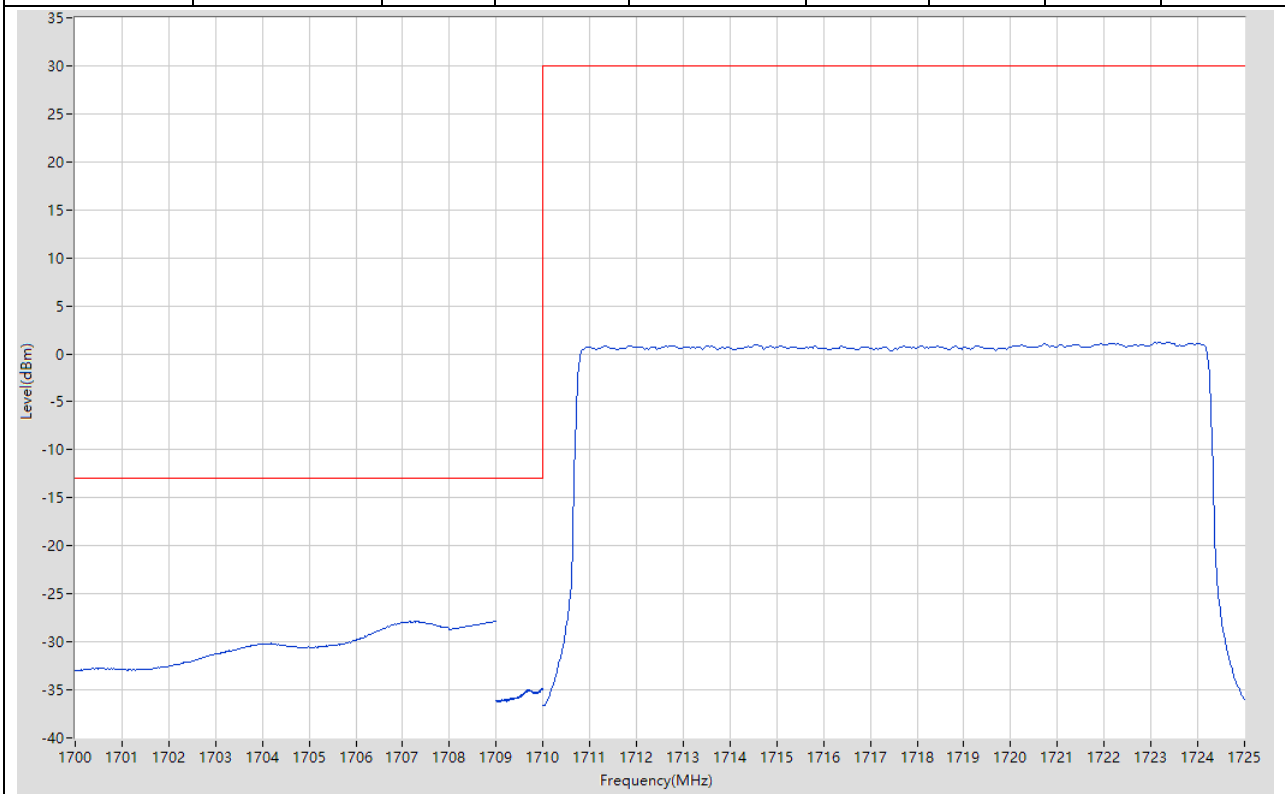
Start Frequency (MHz)	Stop Frequency (MHz)	RBW (MHz)	Detector	Frequency (MHz)	Power (dBm)	Limit (dBm)	Verdict	Sweep Point
1700	1708	1	RMS	1707.98	-41.37	-13	Pass	401
1708	1709	1	RMS	1709	-36.52	-13	Pass	2
1709	1710	0.15	RMS	1710	-23.75	-13	Pass	401
1710	1725	0.1	RMS	1710.825	19.99	30	Pass	401





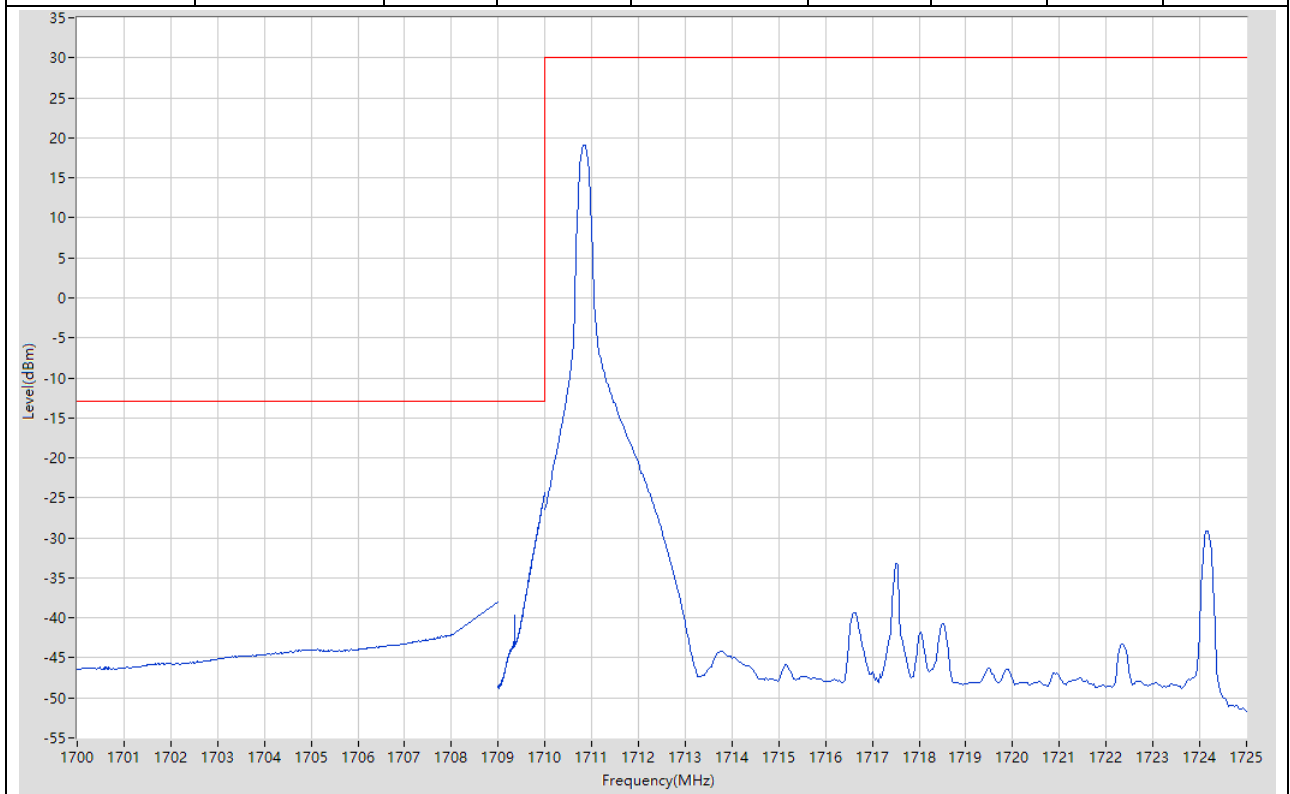
**13.34. LTE Band Edge\_Part22-24-27(NTNV)(Subtest:34, Channel:132047, Bandwidth:15, Modulation:QPSK, RB Number: 75, RB Position:LOW)**

Start Frequency (MHz)	Stop Frequency (MHz)	RBW (MHz)	Detector	Frequency (MHz)	Power (dBm)	Limit (dBm)	Verdict	Sweep Point
1700	1708	1	RMS	1707.24	-27.89	-13	Pass	401
1708	1709	1	RMS	1709	-27.87	-13	Pass	2
1709	1710	0.15	RMS	1710	-34.82	-13	Pass	401
1710	1725	0.1	RMS	1723.388	1.2	30	Pass	401



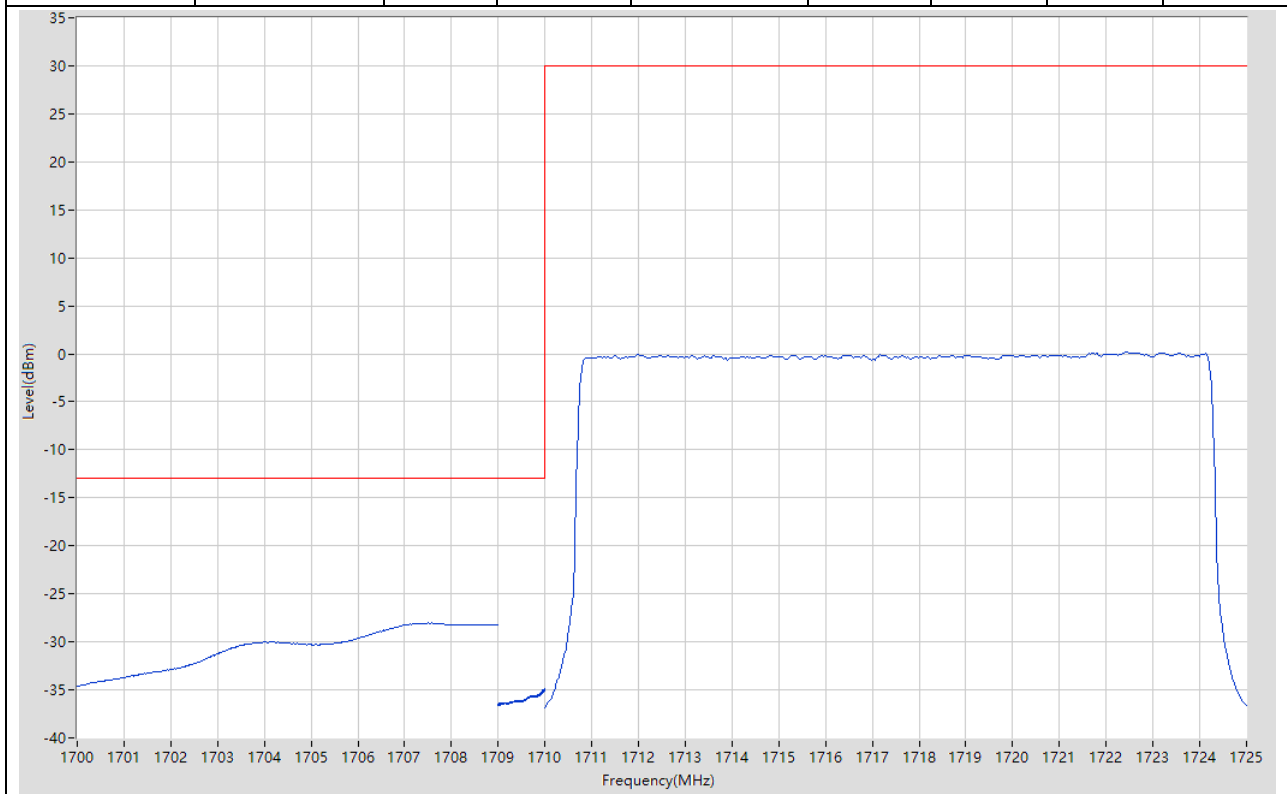
**13.35. LTE Band Edge\_Part22-24-27(NTNV)(Subtest:35, Channel:132047, Bandwidth:15, Modulation:Q16, RB Number: 1, RB Position:LOW)**

Start Frequency (MHz)	Stop Frequency (MHz)	RBW (MHz)	Detector	Frequency (MHz)	Power (dBm)	Limit (dBm)	Verdict	Sweep Point
1700	1708	1	RMS	1708	-42.02	-13	Pass	401
1708	1709	1	RMS	1709	-37.98	-13	Pass	2
1709	1710	0.15	RMS	1710	-24.33	-13	Pass	401
1710	1725	0.1	RMS	1710.825	19.11	30	Pass	401



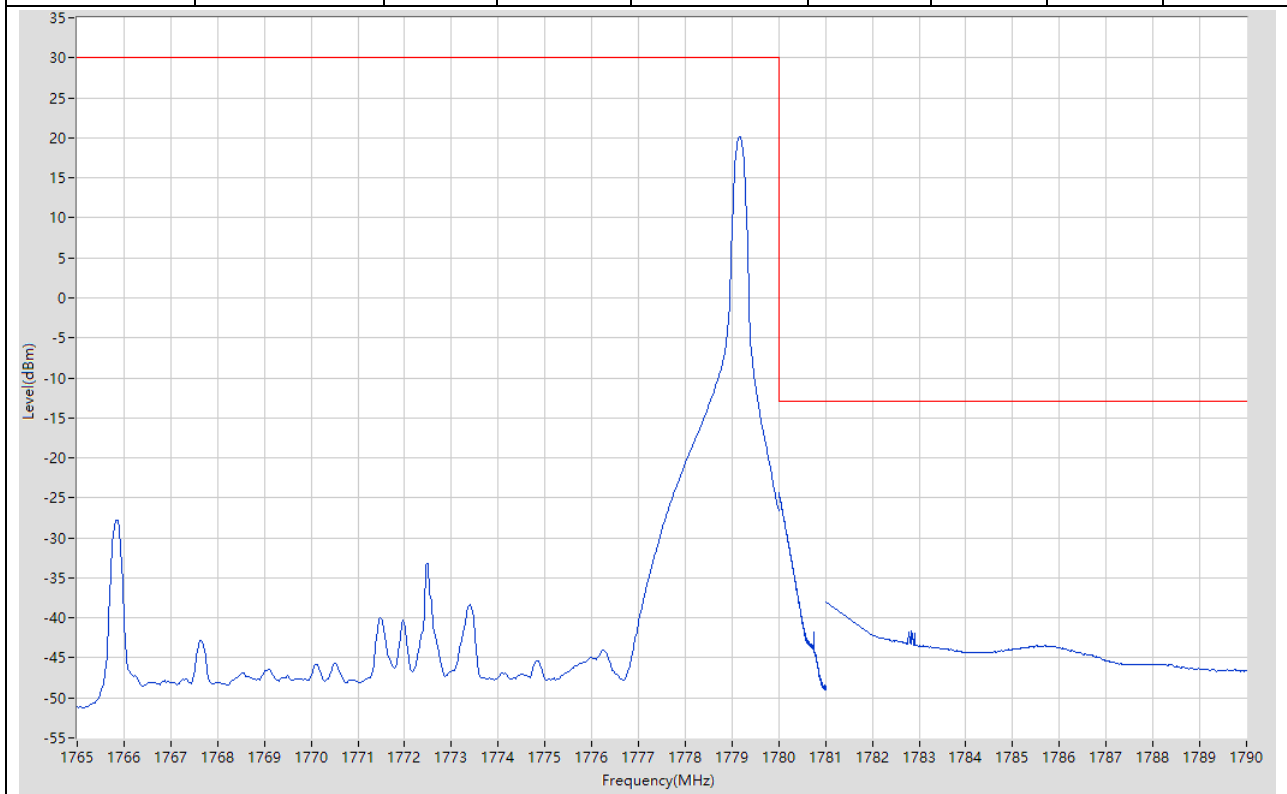
**13.36. LTE Band Edge\_Part22-24-27(NTNV)(Subtest:36, Channel:132047, Bandwidth:15, Modulation:Q16, RB Number: 75, RB Position:LOW)**

Start Frequency (MHz)	Stop Frequency (MHz)	RBW (MHz)	Detector	Frequency (MHz)	Power (dBm)	Limit (dBm)	Verdict	Sweep Point
1700	1708	1	RMS	1707.58	-28.03	-13	Pass	401
1708	1709	1	RMS	1709	-28.18	-13	Pass	2
1709	1710	0.15	RMS	1709.995	-34.85	-13	Pass	401
1710	1725	0.1	RMS	1722.45	0.15	30	Pass	401



**13.37. LTE Band Edge\_Part22-24-27(NTNV)(Subtest:37, Channel:132597, Bandwidth:15, Modulation:QPSK, RB Number: 1, RB Position:HIGH)**

Start Frequency (MHz)	Stop Frequency (MHz)	RBW (MHz)	Detector	Frequency (MHz)	Power (dBm)	Limit (dBm)	Verdict	Sweep Point
1765	1780	0.1	RMS	1779.175	20.08	30	Pass	401
1780	1781	0.15	RMS	1780.003	-24.32	-13	Pass	401
1781	1782	1	RMS	1781	-38.03	-13	Pass	2
1782	1790	1	RMS	1782.82	-41.7	-13	Pass	401



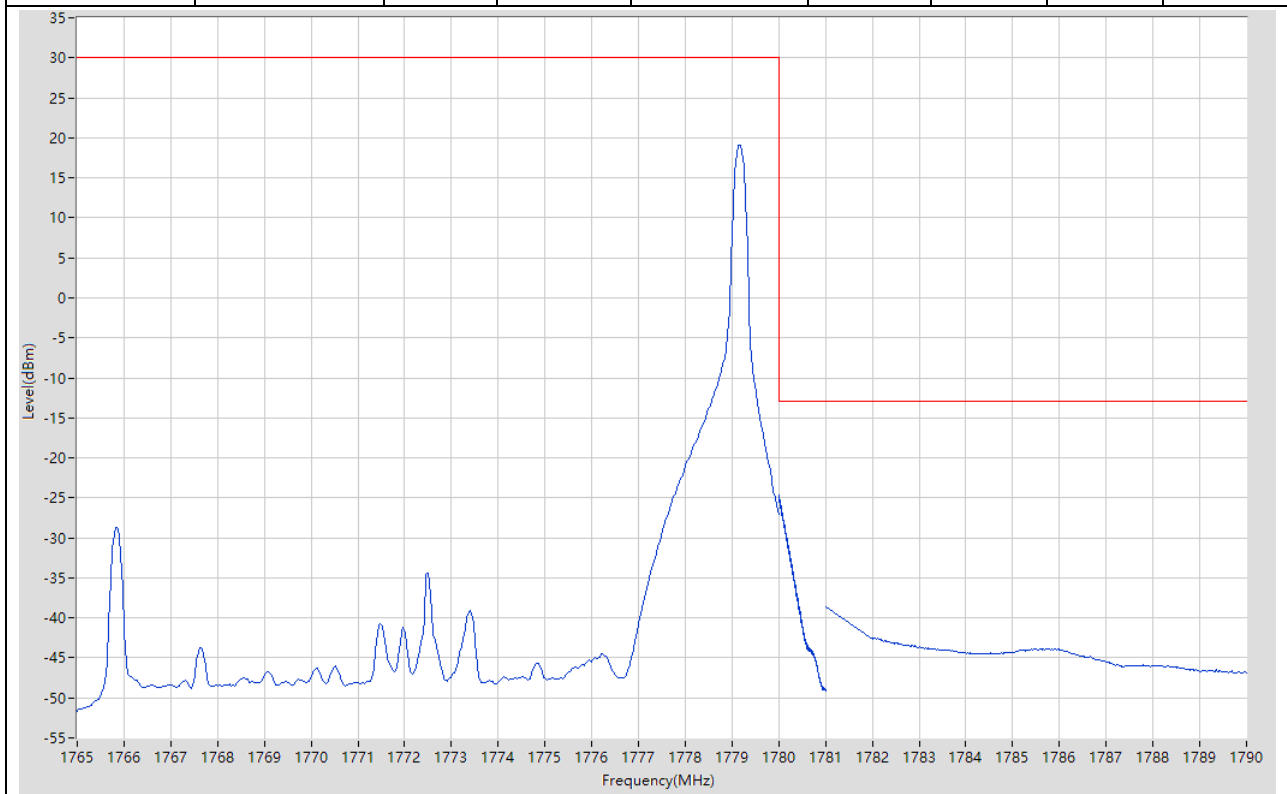
**13.38. LTE Band Edge\_Part22-24-27(NTNV)(Subtest:38, Channel:132597, Bandwidth:15, Modulation:QPSK, RB Number: 75, RB Position:HIGH)**

Start Frequency (MHz)	Stop Frequency (MHz)	RBW (MHz)	Detector	Frequency (MHz)	Power (dBm)	Limit (dBm)	Verdict	Sweep Point
1765	1780	0.1	RMS	1767.325	1.19	30	Pass	401
1780	1781	0.15	RMS	1780.743	-34.25	-13	Pass	401
1781	1782	1	RMS	1781	-27.06	-13	Pass	2
1782	1790	1	RMS	1782.76	-27.67	-13	Pass	401



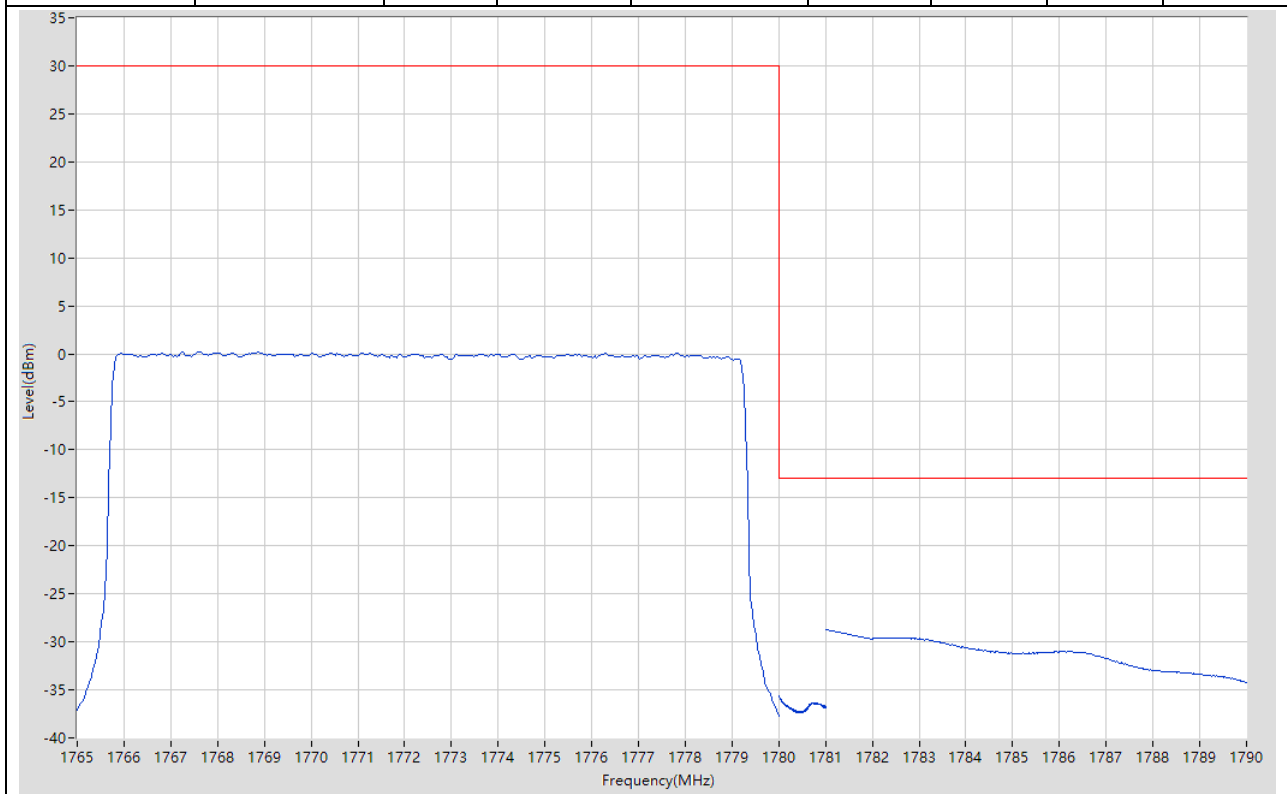
**13.39. LTE Band Edge\_Part22-24-27(NTNV)(Subtest:39, Channel:132597, Bandwidth:15, Modulation:Q16, RB Number: 1, RB Position:HIGH)**

Start Frequency (MHz)	Stop Frequency (MHz)	RBW (MHz)	Detector	Frequency (MHz)	Power (dBm)	Limit (dBm)	Verdict	Sweep Point
1765	1780	0.1	RMS	1779.175	19.04	30	Pass	401
1780	1781	0.15	RMS	1780.005	-24.7	-13	Pass	401
1781	1782	1	RMS	1781	-38.56	-13	Pass	2
1782	1790	1	RMS	1782.02	-42.46	-13	Pass	401



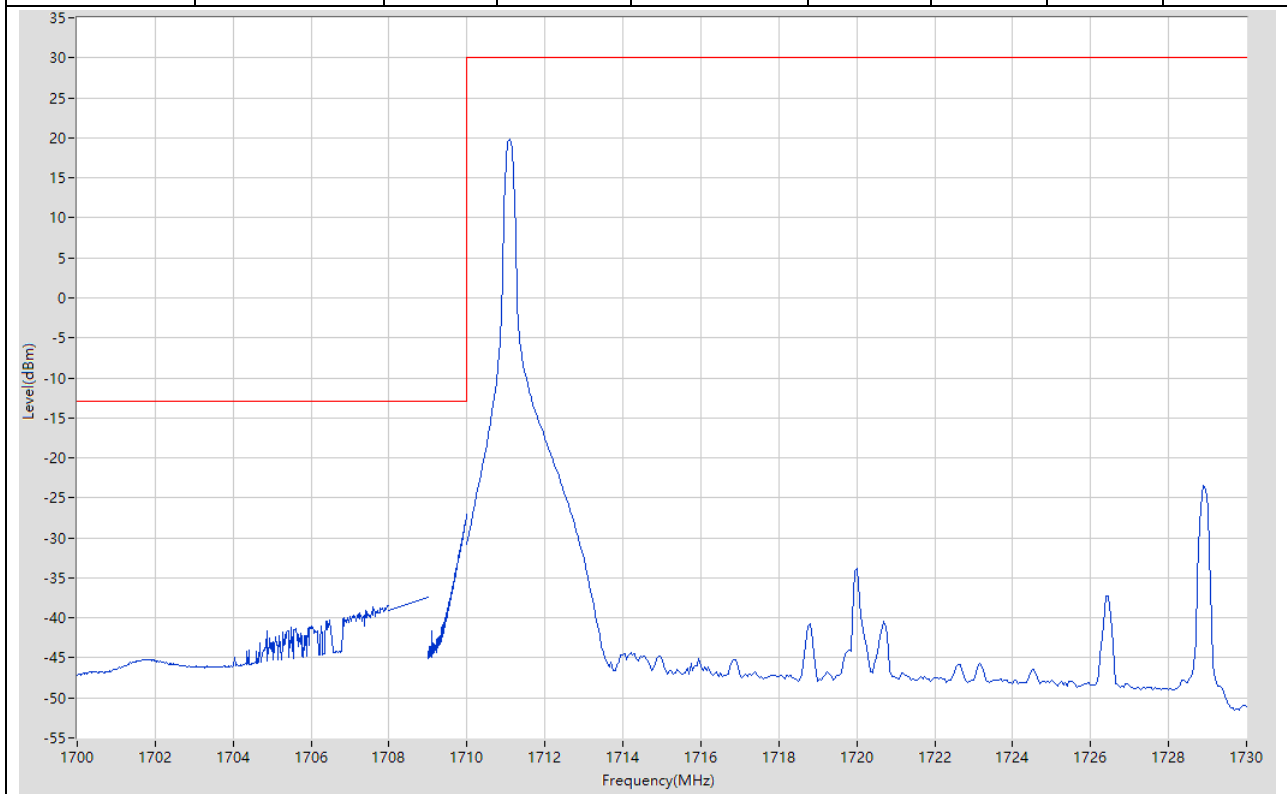
**13.40. LTE Band Edge\_Part22-24-27(NTNV)(Subtest:40, Channel:132597, Bandwidth:15, Modulation:Q16, RB Number: 75, RB Position:HIGH)**

Start Frequency (MHz)	Stop Frequency (MHz)	RBW (MHz)	Detector	Frequency (MHz)	Power (dBm)	Limit (dBm)	Verdict	Sweep Point
1765	1780	0.1	RMS	1767.625	0.22	30	Pass	401
1780	1781	0.15	RMS	1780.005	-35.61	-13	Pass	401
1781	1782	1	RMS	1781	-28.69	-13	Pass	2
1782	1790	1	RMS	1782.62	-29.55	-13	Pass	401



**13.41. LTE Band Edge\_Part22-24-27(NTNV)(Subtest:41, Channel:132072, Bandwidth:20, Modulation:QPSK, RB Number: 1, RB Position:LOW)**

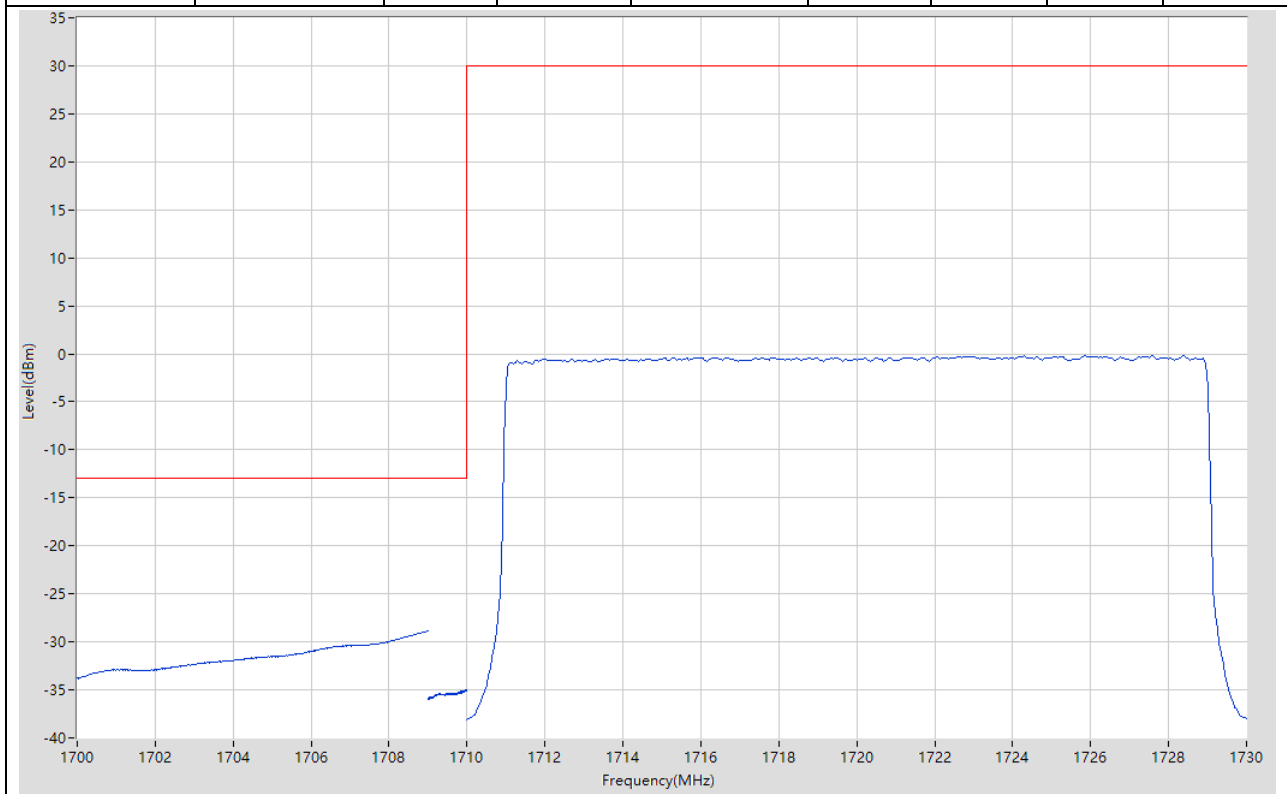
Start Frequency (MHz)	Stop Frequency (MHz)	RBW (MHz)	Detector	Frequency (MHz)	Power (dBm)	Limit (dBm)	Verdict	Sweep Point
1700	1708	1	RMS	1708	-38.5	-13	Pass	401
1708	1709	1	RMS	1709	-37.35	-13	Pass	2
1709	1710	0.2	RMS	1709.995	-27.06	-13	Pass	401
1710	1730	0.1	RMS	1711.1	19.86	30	Pass	401





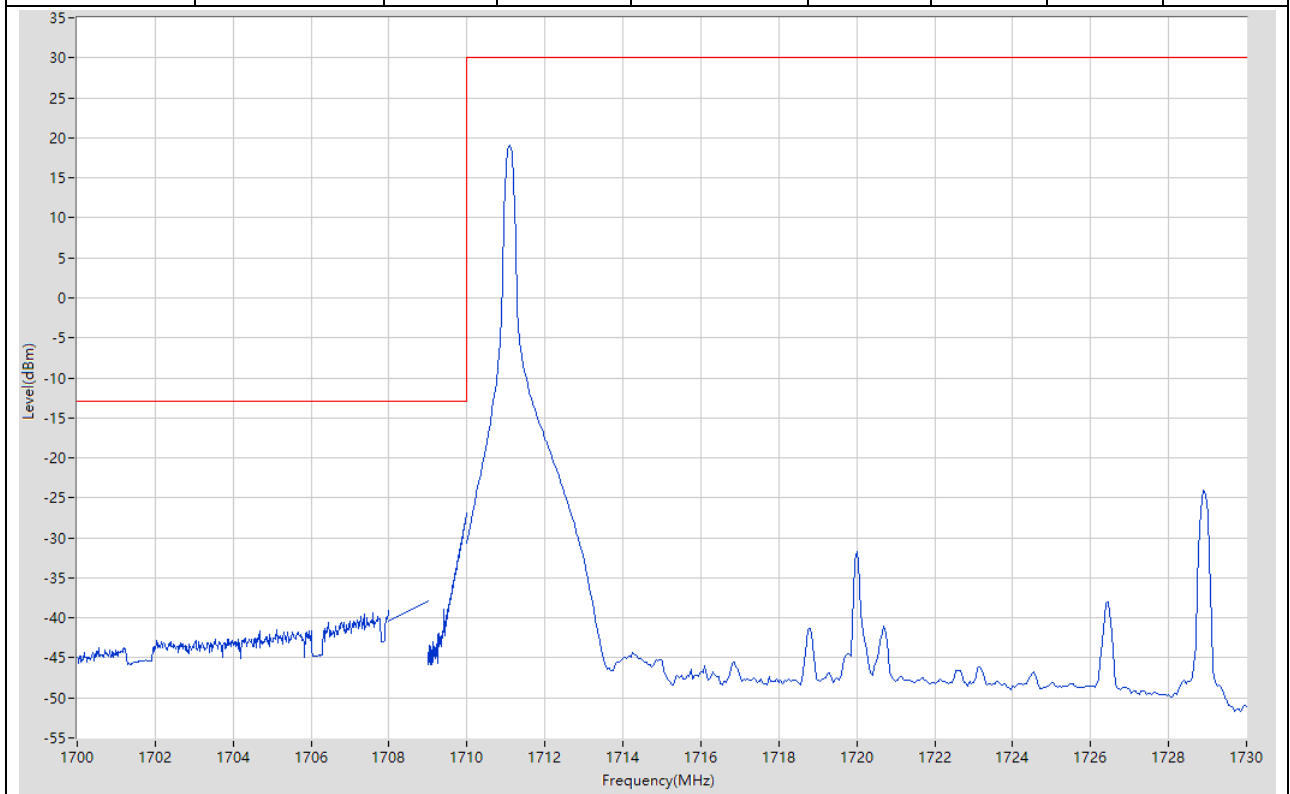
**13.42. LTE Band Edge\_Part22-24-27(NTNV)(Subtest:42, Channel:132072, Bandwidth:20, Modulation:QPSK, RB Number: 100, RB Position:LOW)**

Start Frequency (MHz)	Stop Frequency (MHz)	RBW (MHz)	Detector	Frequency (MHz)	Power (dBm)	Limit (dBm)	Verdict	Sweep Point
1700	1708	1	RMS	1708	-30	-13	Pass	401
1708	1709	1	RMS	1709	-28.9	-13	Pass	2
1709	1710	0.2	RMS	1709.995	-34.97	-13	Pass	401
1710	1730	0.1	RMS	1724.3	-0.14	30	Pass	401



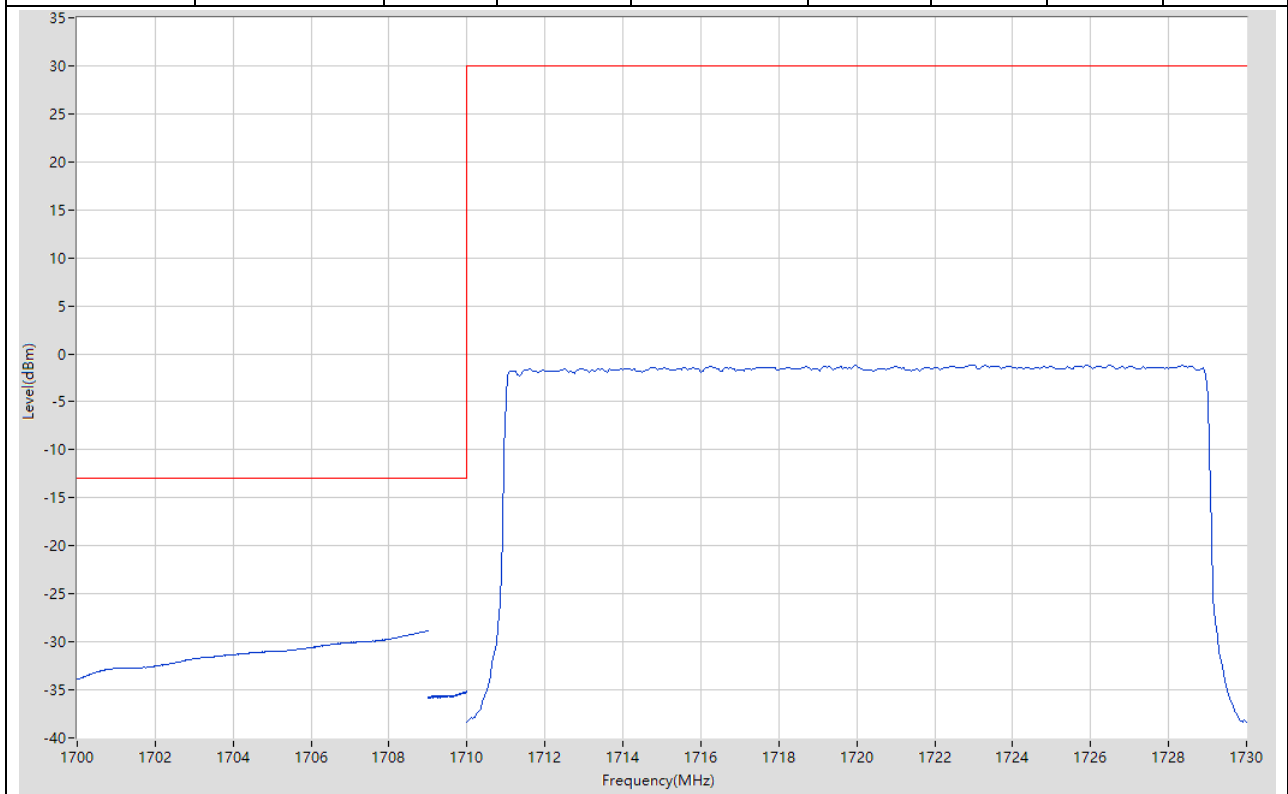
**13.43. LTE Band Edge\_Part22-24-27(NTNV)(Subtest:43, Channel:132072, Bandwidth:20, Modulation:Q16, RB Number: 1, RB Position:LOW)**

Start Frequency (MHz)	Stop Frequency (MHz)	RBW (MHz)	Detector	Frequency (MHz)	Power (dBm)	Limit (dBm)	Verdict	Sweep Point
1700	1708	1	RMS	1708	-39.1	-13	Pass	401
1708	1709	1	RMS	1709	-37.84	-13	Pass	2
1709	1710	0.2	RMS	1709.998	-26.84	-13	Pass	401
1710	1730	0.1	RMS	1711.1	19.12	30	Pass	401



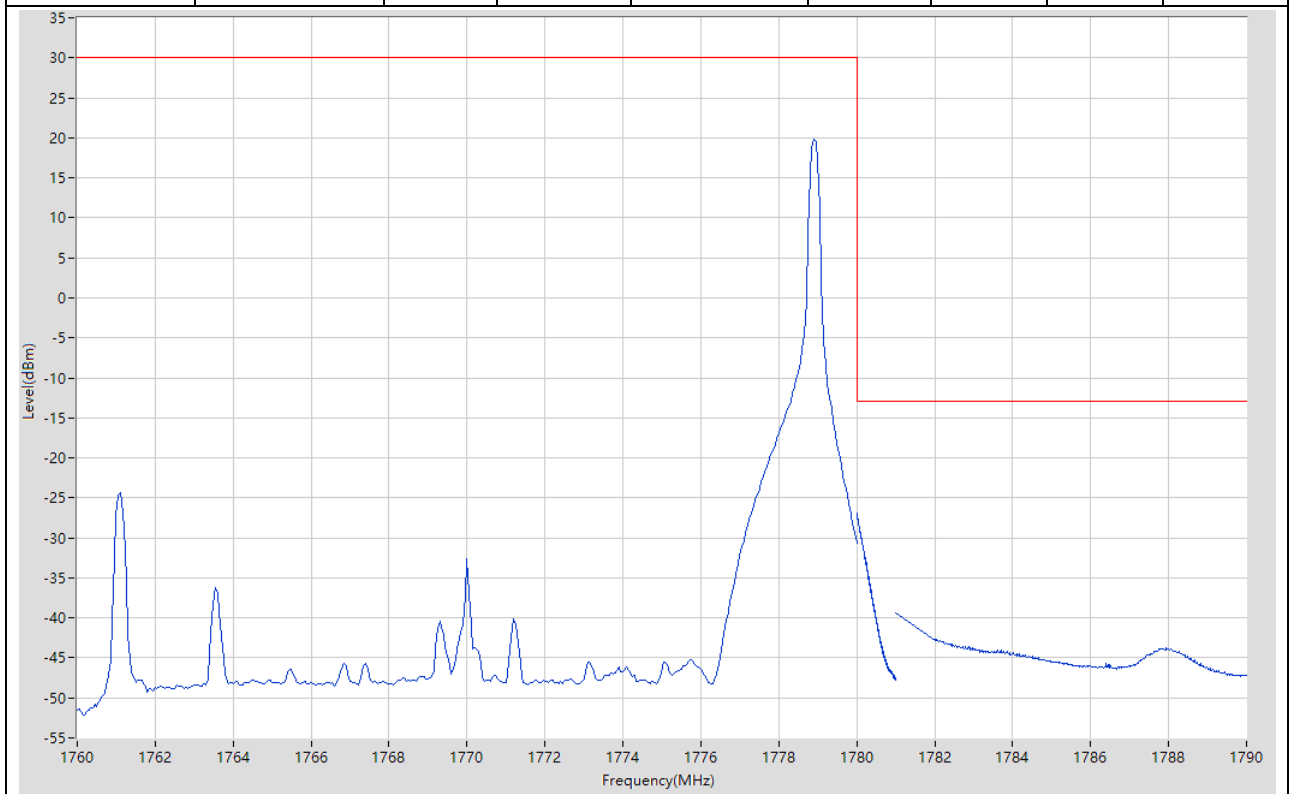
**13.44. LTE Band Edge\_Part22-24-27(NTNV)(Subtest:44, Channel:132072, Bandwidth:20, Modulation:Q16, RB Number: 100, RB Position:LOW)**

Start Frequency (MHz)	Stop Frequency (MHz)	RBW (MHz)	Detector	Frequency (MHz)	Power (dBm)	Limit (dBm)	Verdict	Sweep Point
1700	1708	1	RMS	1707.98	-29.7	-13	Pass	401
1708	1709	1	RMS	1709	-28.87	-13	Pass	2
1709	1710	0.2	RMS	1709.983	-35.17	-13	Pass	401
1710	1730	0.1	RMS	1722.9	-1.21	30	Pass	401



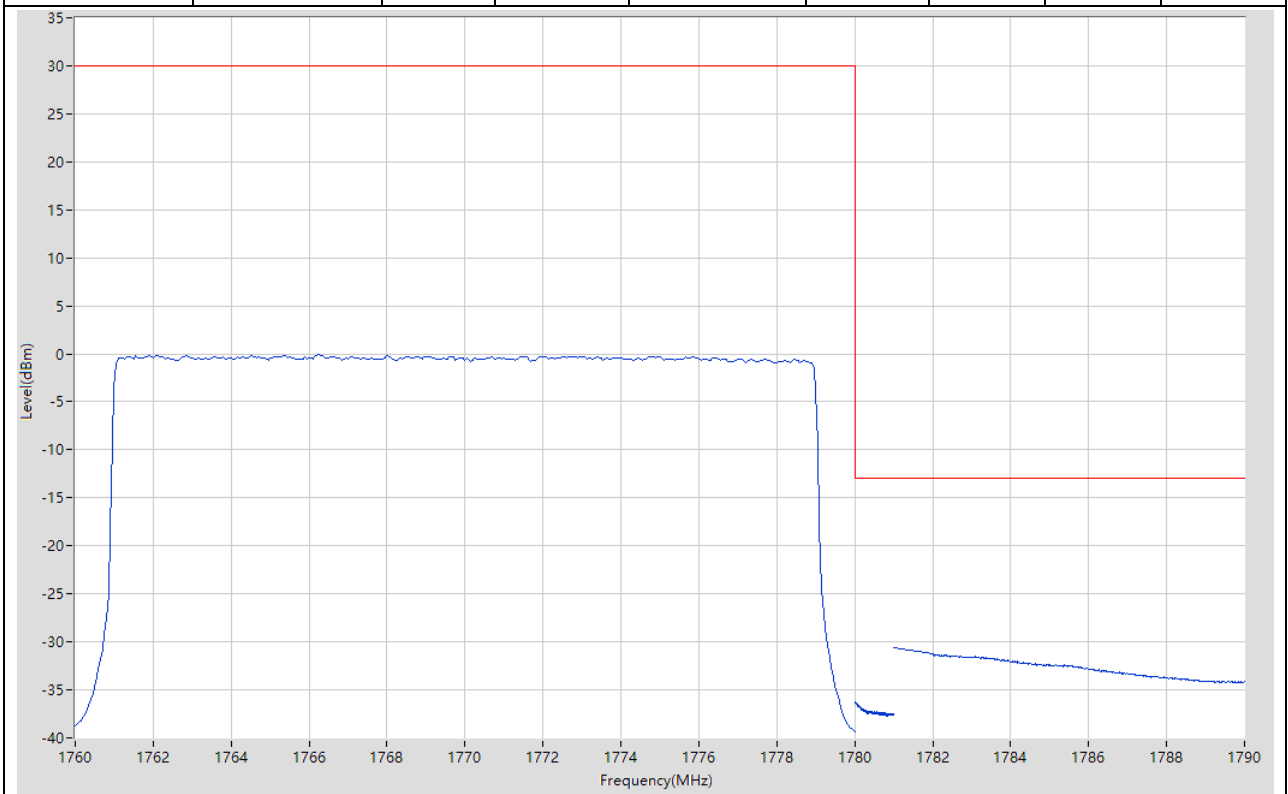
**13.45. LTE Band Edge\_Part22-24-27(NTNV)(Subtest:45, Channel:132572, Bandwidth:20, Modulation:QPSK, RB Number: 1, RB Position:HIGH)**

Start Frequency (MHz)	Stop Frequency (MHz)	RBW (MHz)	Detector	Frequency (MHz)	Power (dBm)	Limit (dBm)	Verdict	Sweep Point
1760	1780	0.1	RMS	1778.9	19.8	30	Pass	401
1780	1781	0.2	RMS	1780.005	-26.97	-13	Pass	401
1781	1782	1	RMS	1781	-39.36	-13	Pass	2
1782	1790	1	RMS	1782	-42.66	-13	Pass	401



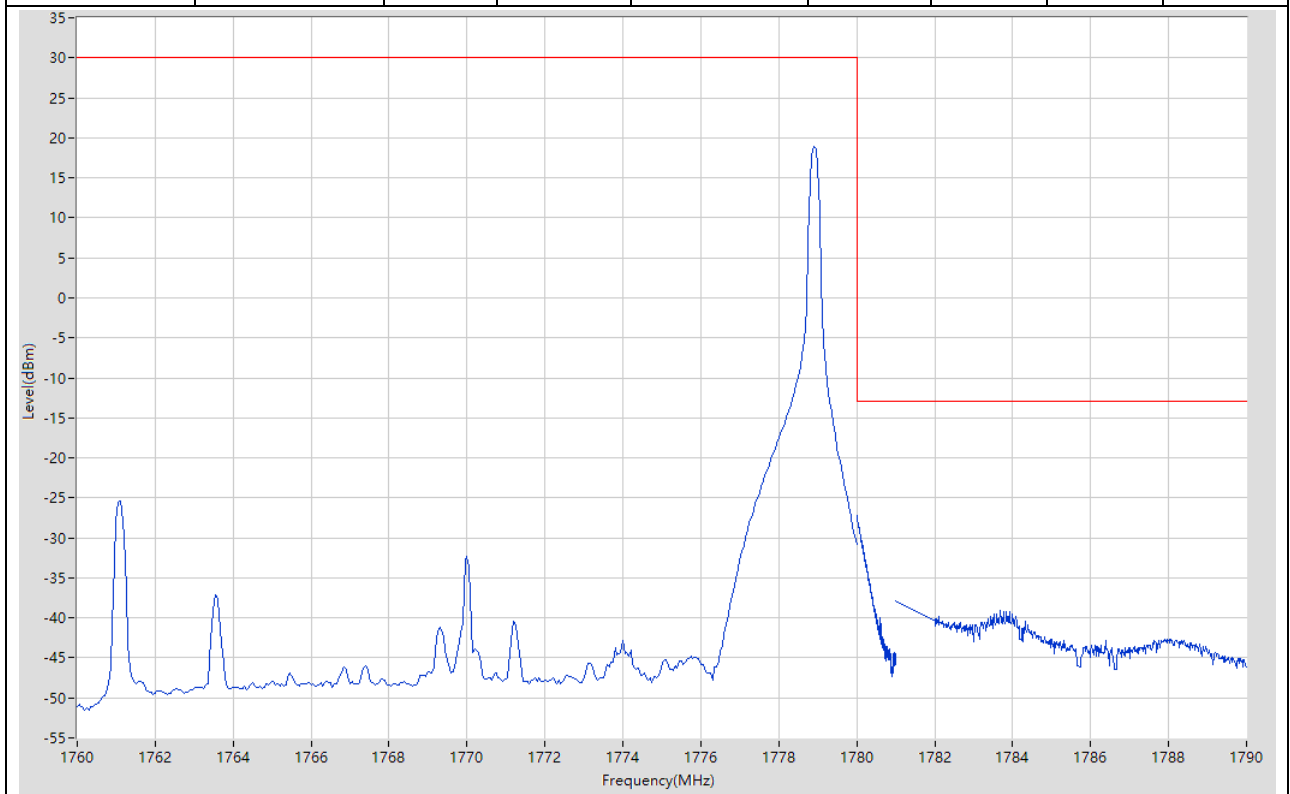
**13.46. LTE Band Edge\_Part22-24-27(NTNV)(Subtest:46, Channel:132572, Bandwidth:20, Modulation:QPSK, RB Number: 100, RB Position:HIGH)**

Start Frequency (MHz)	Stop Frequency (MHz)	RBW (MHz)	Detector	Frequency (MHz)	Power (dBm)	Limit (dBm)	Verdict	Sweep Point
1760	1780	0.1	RMS	1766.25	-0.04	30	Pass	401
1780	1781	0.2	RMS	1780.005	-36.26	-13	Pass	401
1781	1782	1	RMS	1781	-30.6	-13	Pass	2
1782	1790	1	RMS	1782	-31.24	-13	Pass	401



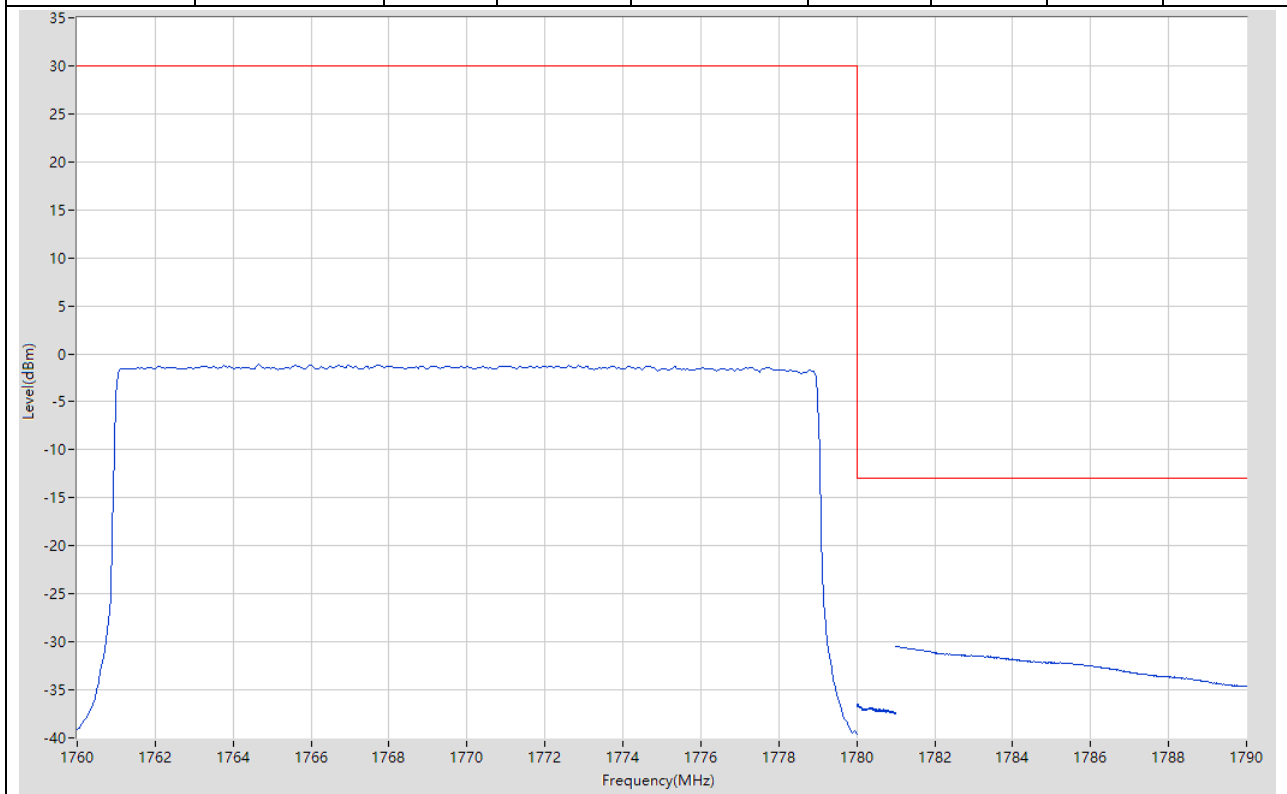
**13.47. LTE Band Edge\_Part22-24-27(NTNV)(Subtest:47, Channel:132572, Bandwidth:20, Modulation:Q16, RB Number: 1, RB Position:HIGH)**

Start Frequency (MHz)	Stop Frequency (MHz)	RBW (MHz)	Detector	Frequency (MHz)	Power (dBm)	Limit (dBm)	Verdict	Sweep Point
1760	1780	0.1	RMS	1778.9	18.87	30	Pass	401
1780	1781	0.2	RMS	1780.003	-27.24	-13	Pass	401
1781	1782	1	RMS	1781	-37.85	-13	Pass	2
1782	1790	1	RMS	1783.68	-39.11	-13	Pass	401



**13.48. LTE Band Edge\_Part22-24-27(NTNV)(Subtest:48, Channel:132572, Bandwidth:20, Modulation:Q16, RB Number: 100, RB Position:HIGH)**

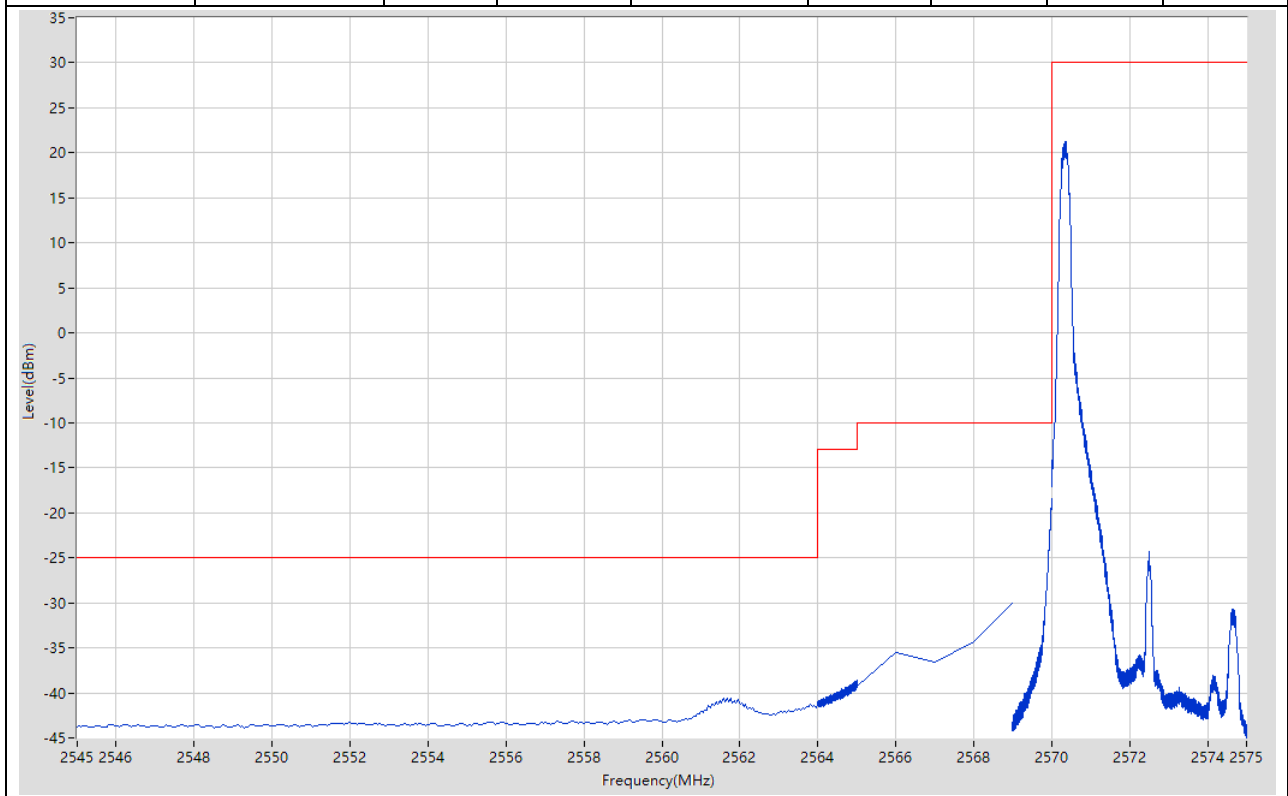
Start Frequency (MHz)	Stop Frequency (MHz)	RBW (MHz)	Detector	Frequency (MHz)	Power (dBm)	Limit (dBm)	Verdict	Sweep Point
1760	1780	0.1	RMS	1764.65	-1.12	30	Pass	401
1780	1781	0.2	RMS	1780.028	-36.5	-13	Pass	401
1781	1782	1	RMS	1781	-30.47	-13	Pass	2
1782	1790	1	RMS	1782.06	-31.1	-13	Pass	401



## 14. LTE\_Band38

### 14.1. LTE Band Edge\_Part22-24-27(NTNV)(Subtest:1, Channel:37775, Bandwidth:5, Modulation:QPSK, RB Number: 1, RB Position:LOW)

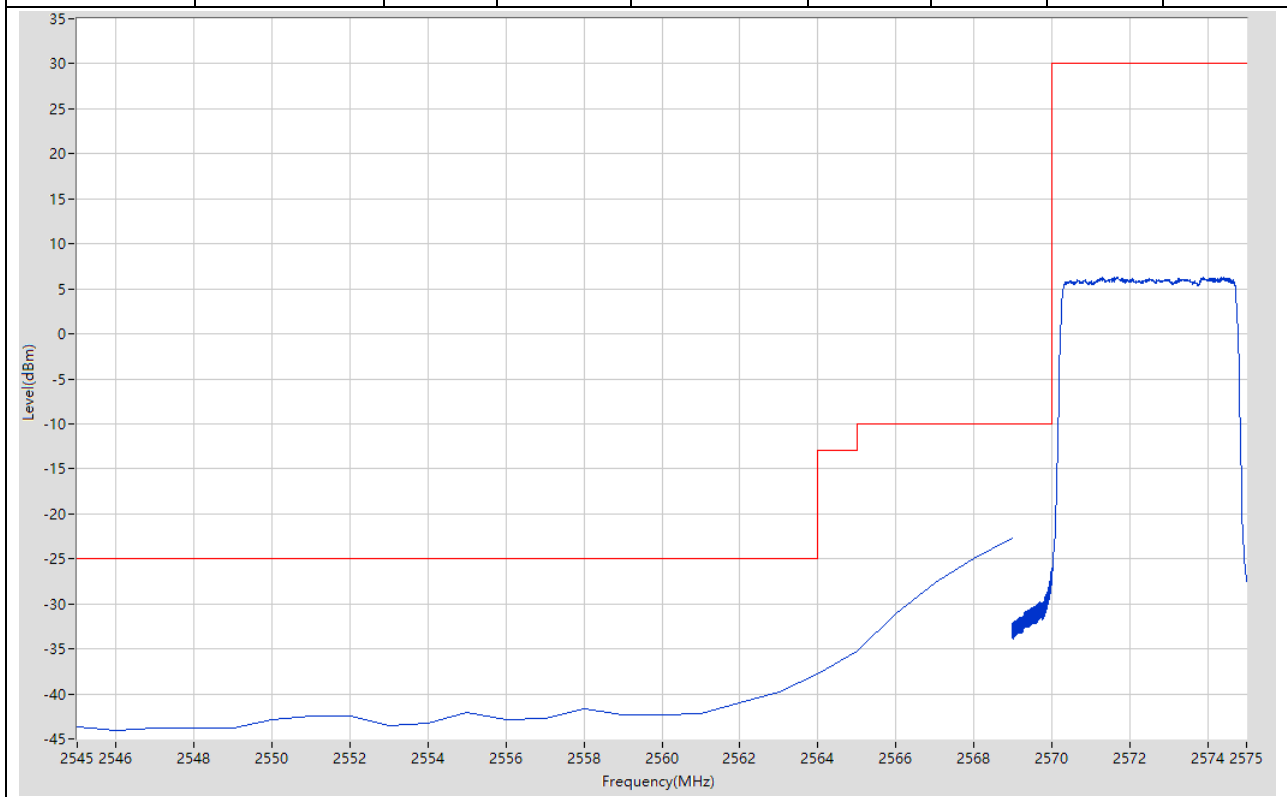
Start Frequency (MHz)	Stop Frequency (MHz)	RBW (MHz)	Detector	Frequency (MHz)	Power (dBm)	Limit (dBm)	Verdict	Sweep Point
2545	2564	1	RMS	2561.578	-40.54	-25	Pass	401
2564	2565	1	RMS	2565	-38.61	-13	Pass	401
2565	2569	1	RMS	2569	-30.03	-10	Pass	5
2569	2570	0.051	RMS	2570	-18.36	-10	Pass	401
2570	2575	0.1	RMS	2570.338	21.22	30	Pass	401





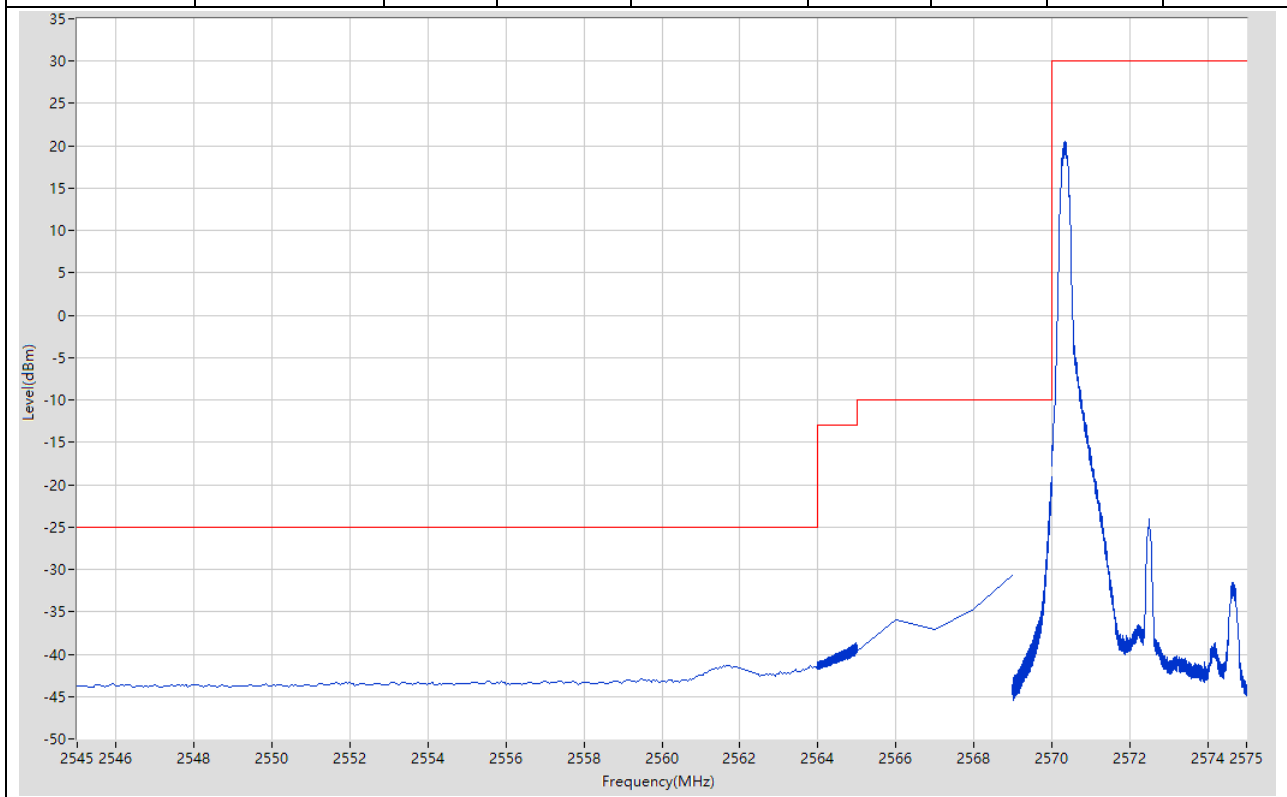
**14.2. LTE Band Edge\_Part22-24-27(NTNV)(Subtest:2, Channel:37775, Bandwidth:5, Modulation:QPSK, RB Number: 25, RB Position:LOW)**

Start Frequency (MHz)	Stop Frequency (MHz)	RBW (MHz)	Detector	Frequency (MHz)	Power (dBm)	Limit (dBm)	Verdict	Sweep Point
2545	2564	1	RMS	2564	-37.84	-25	Pass	20
2564	2565	1	RMS	2565	-35.31	-13	Pass	2
2565	2569	1	RMS	2569	-22.67	-10	Pass	5
2569	2570	0.1	RMS	2569.993	-25.98	-10	Pass	401
2570	2575	0.1	RMS	2574.363	6.27	30	Pass	401



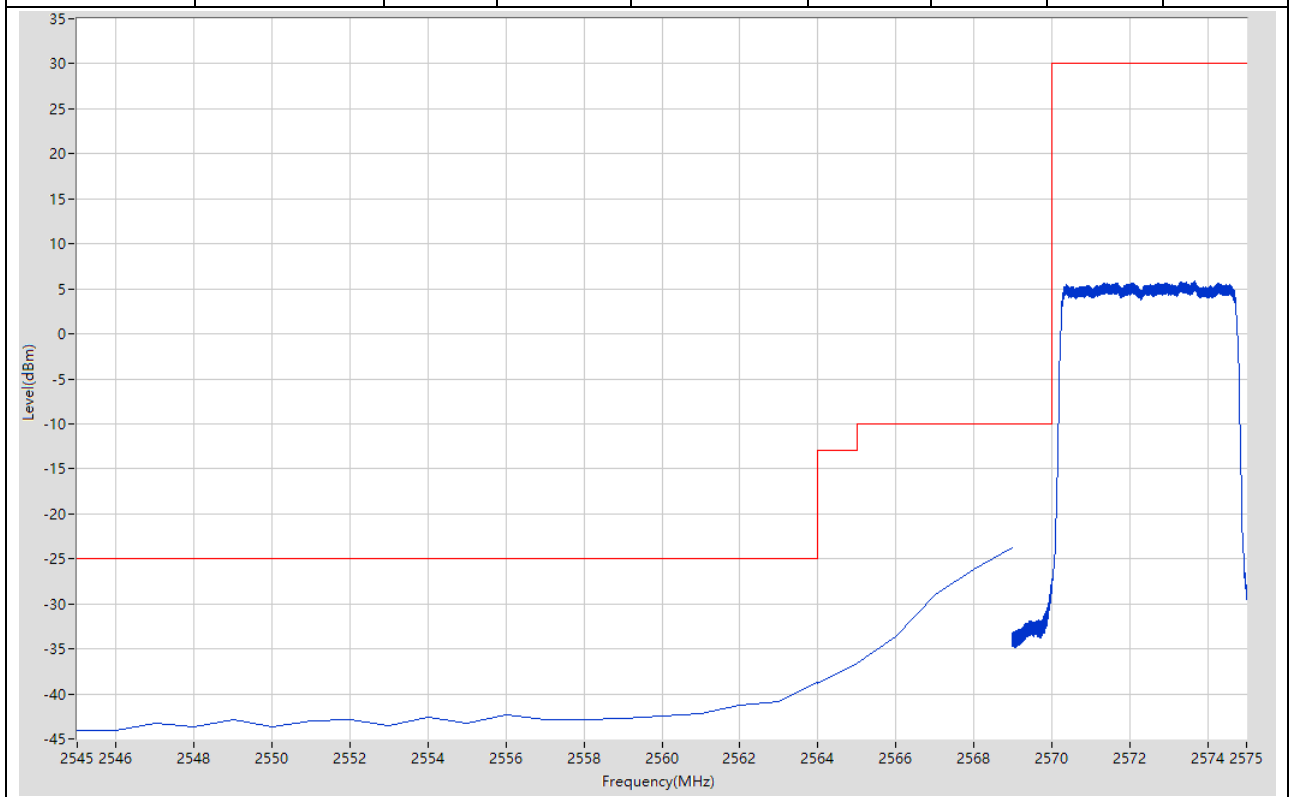
**14.3. LTE Band Edge\_Part22-24-27(NTNV)(Subtest:3, Channel:37775, Bandwidth:5, Modulation:Q16, RB Number: 1, RB Position:LOW)**

Start Frequency (MHz)	Stop Frequency (MHz)	RBW (MHz)	Detector	Frequency (MHz)	Power (dBm)	Limit (dBm)	Verdict	Sweep Point
2545	2564	1	RMS	2564	-41.17	-25	Pass	401
2564	2565	1	RMS	2564.993	-38.65	-13	Pass	401
2565	2569	1	RMS	2569	-30.75	-10	Pass	5
2569	2570	0.051	RMS	2569.998	-19.06	-10	Pass	401
2570	2575	0.1	RMS	2570.338	20.52	30	Pass	401



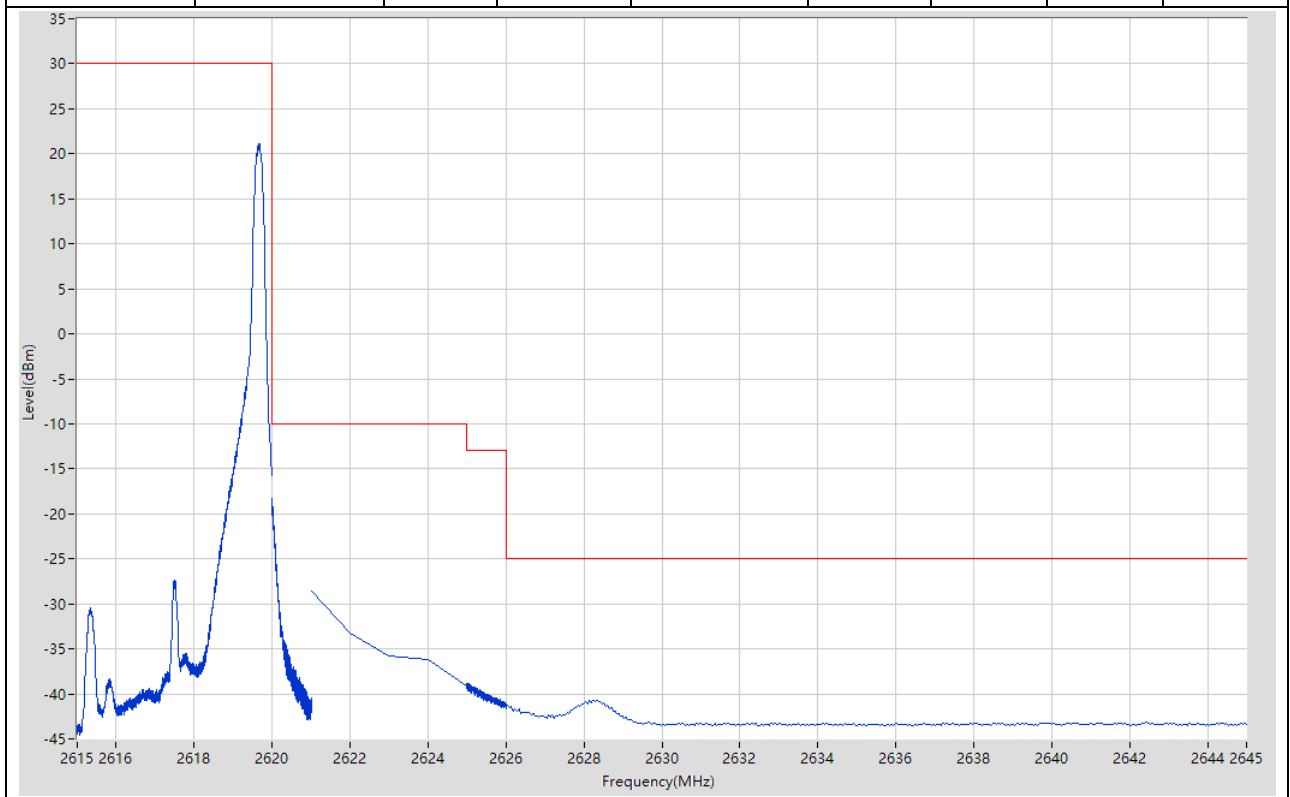
**14.4. LTE Band Edge\_Part22-24-27(NTNV)(Subtest:4, Channel:37775, Bandwidth:5, Modulation:Q16, RB Number: 25, RB Position:LOW)**

Start Frequency (MHz)	Stop Frequency (MHz)	RBW (MHz)	Detector	Frequency (MHz)	Power (dBm)	Limit (dBm)	Verdict	Sweep Point
2545	2564	1	RMS	2564	-38.74	-25	Pass	20
2564	2565	1	RMS	2565	-36.61	-13	Pass	2
2565	2569	1	RMS	2569	-23.76	-10	Pass	5
2569	2570	0.1	RMS	2570	-27.26	-10	Pass	401
2570	2575	0.1	RMS	2573.663	5.84	30	Pass	401



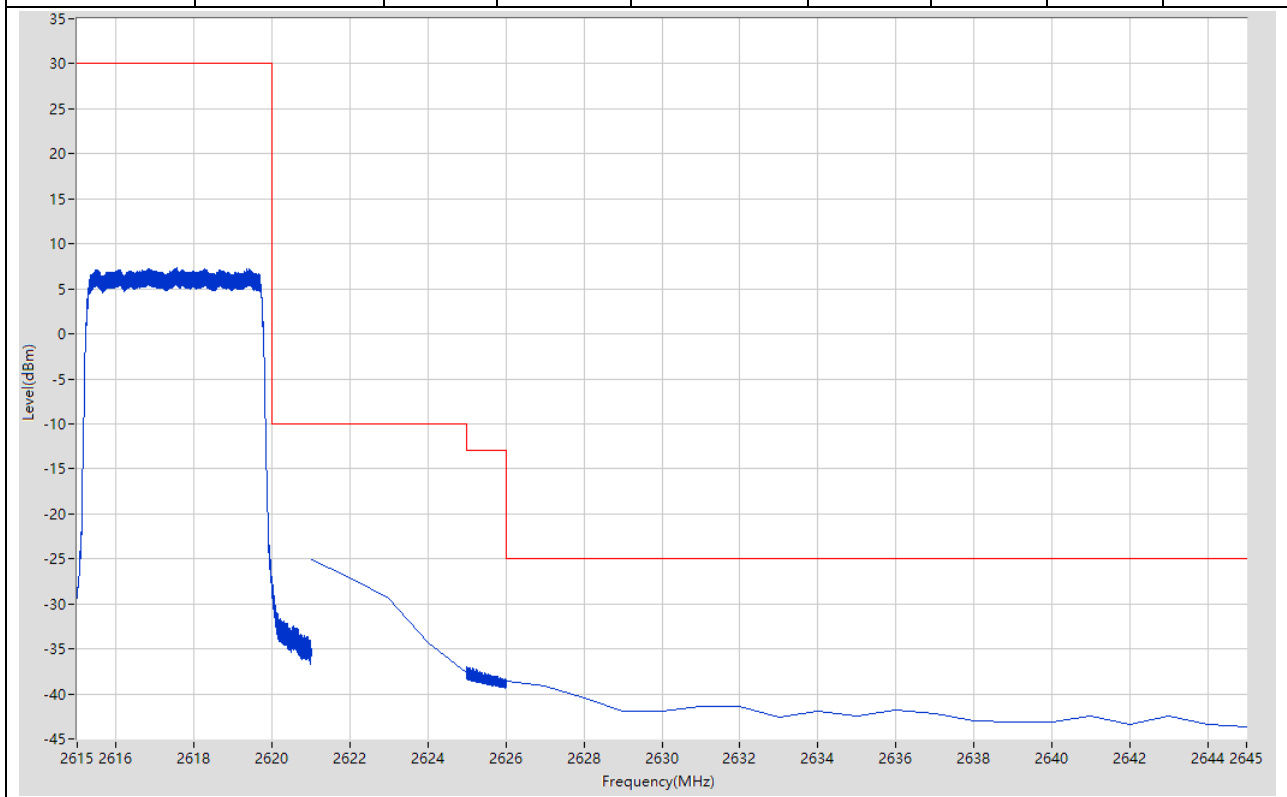
**14.5. LTE Band Edge\_Part22-24-27(NTNV)(Subtest:5, Channel:38225, Bandwidth:5, Modulation:QPSK, RB Number: 1, RB Position:HIGH)**

Start Frequency (MHz)	Stop Frequency (MHz)	RBW (MHz)	Detector	Frequency (MHz)	Power (dBm)	Limit (dBm)	Verdict	Sweep Point
2615	2620	0.1	RMS	2619.675	21.14	30	Pass	401
2620	2621	0.051	RMS	2620	-18.26	-10	Pass	401
2621	2625	1	RMS	2621	-28.58	-10	Pass	5
2625	2626	1	RMS	2625	-38.84	-13	Pass	401
2626	2645	1	RMS	2628.233	-40.68	-25	Pass	401



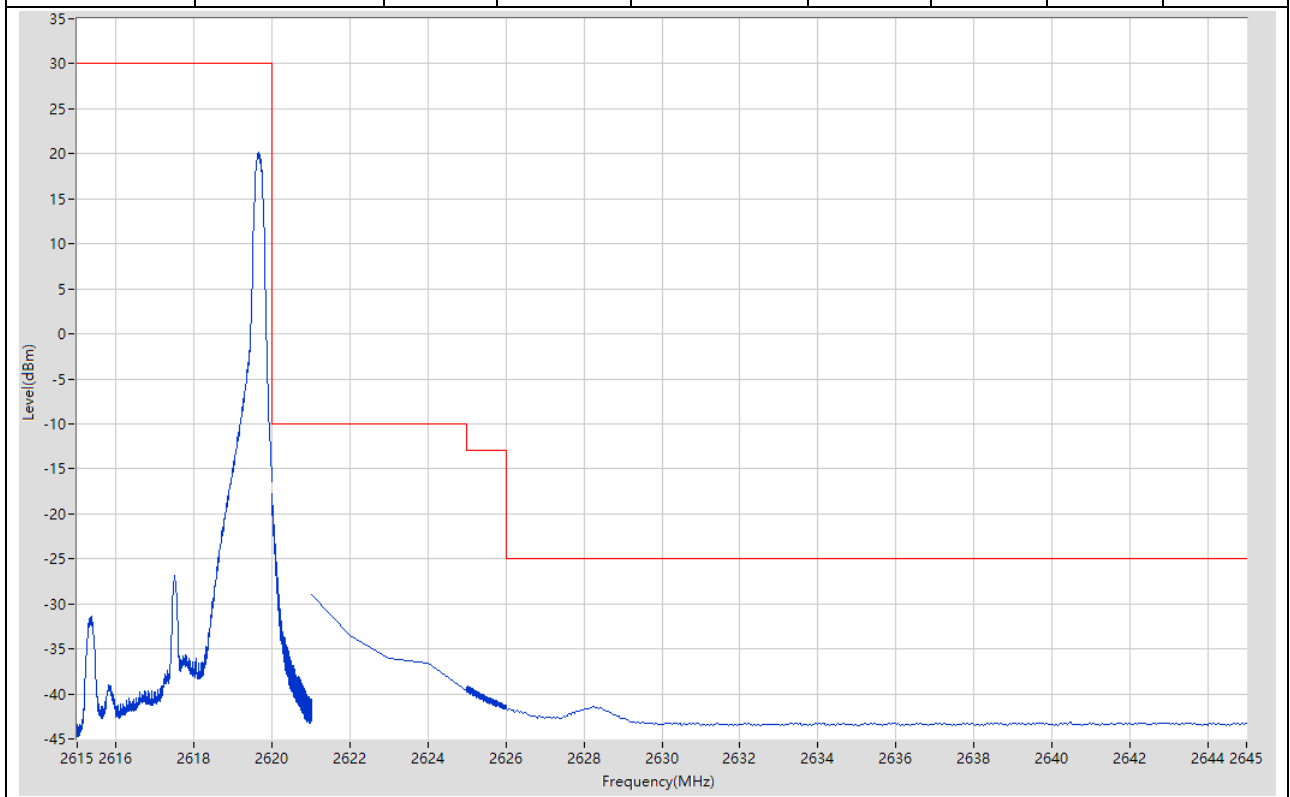
**14.6. LTE Band Edge\_Part22-24-27(NTNV)(Subtest:6, Channel:38225, Bandwidth:5, Modulation:QPSK, RB Number: 25, RB Position:HIGH)**

Start Frequency (MHz)	Stop Frequency (MHz)	RBW (MHz)	Detector	Frequency (MHz)	Power (dBm)	Limit (dBm)	Verdict	Sweep Point
2615	2620	0.1	RMS	2617.55	7.31	30	Pass	401
2620	2621	0.1	RMS	2620	-27.01	-10	Pass	401
2621	2625	1	RMS	2621	-25.15	-10	Pass	5
2625	2626	1	RMS	2625	-37.04	-13	Pass	401
2626	2645	1	RMS	2626	-38.63	-25	Pass	20



**14.7. LTE Band Edge\_Part22-24-27(NTNV)(Subtest:7, Channel:38225, Bandwidth:5, Modulation:Q16, RB Number: 1, RB Position:HIGH)**

Start Frequency (MHz)	Stop Frequency (MHz)	RBW (MHz)	Detector	Frequency (MHz)	Power (dBm)	Limit (dBm)	Verdict	Sweep Point
2615	2620	0.1	RMS	2619.663	20.21	30	Pass	401
2620	2621	0.051	RMS	2620	-17.71	-10	Pass	401
2621	2625	1	RMS	2621	-28.94	-10	Pass	5
2625	2626	1	RMS	2625.008	-39.14	-13	Pass	401
2626	2645	1	RMS	2628.233	-41.45	-25	Pass	401



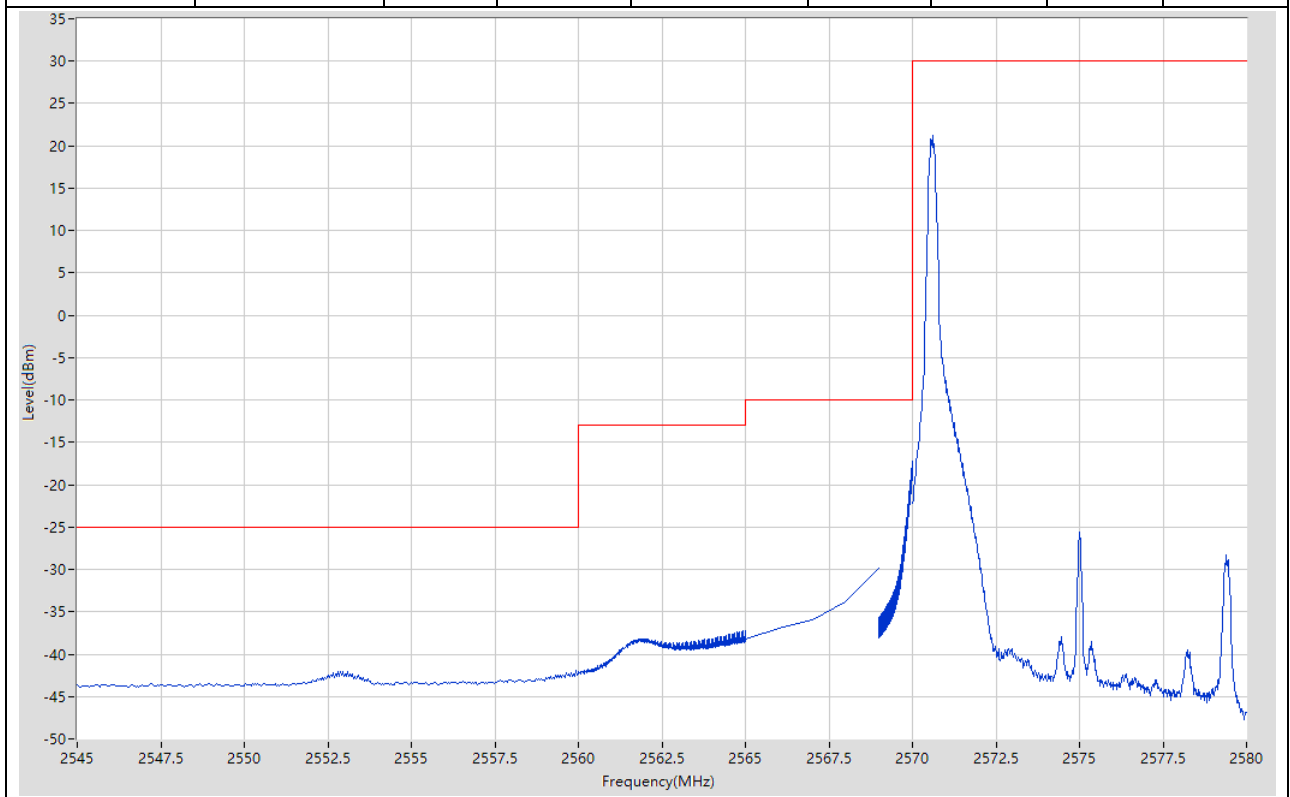
**14.8. LTE Band Edge\_Part22-24-27(NTNV)(Subtest:8, Channel:38225, Bandwidth:5, Modulation:Q16, RB Number: 25, RB Position:HIGH)**

Start Frequency (MHz)	Stop Frequency (MHz)	RBW (MHz)	Detector	Frequency (MHz)	Power (dBm)	Limit (dBm)	Verdict	Sweep Point
2615	2620	0.1	RMS	2618.988	5.81	30	Pass	401
2620	2621	0.1	RMS	2620	-28.84	-10	Pass	401
2621	2625	1	RMS	2621	-28.22	-10	Pass	5
2625	2626	1	RMS	2625.003	-38.01	-13	Pass	401
2626	2645	1	RMS	2626	-39.54	-25	Pass	20



**14.9. LTE Band Edge\_Part22-24-27(NTNV)(Subtest:9, Channel:37800, Bandwidth:10, Modulation:QPSK, RB Number: 1, RB Position:LOW)**

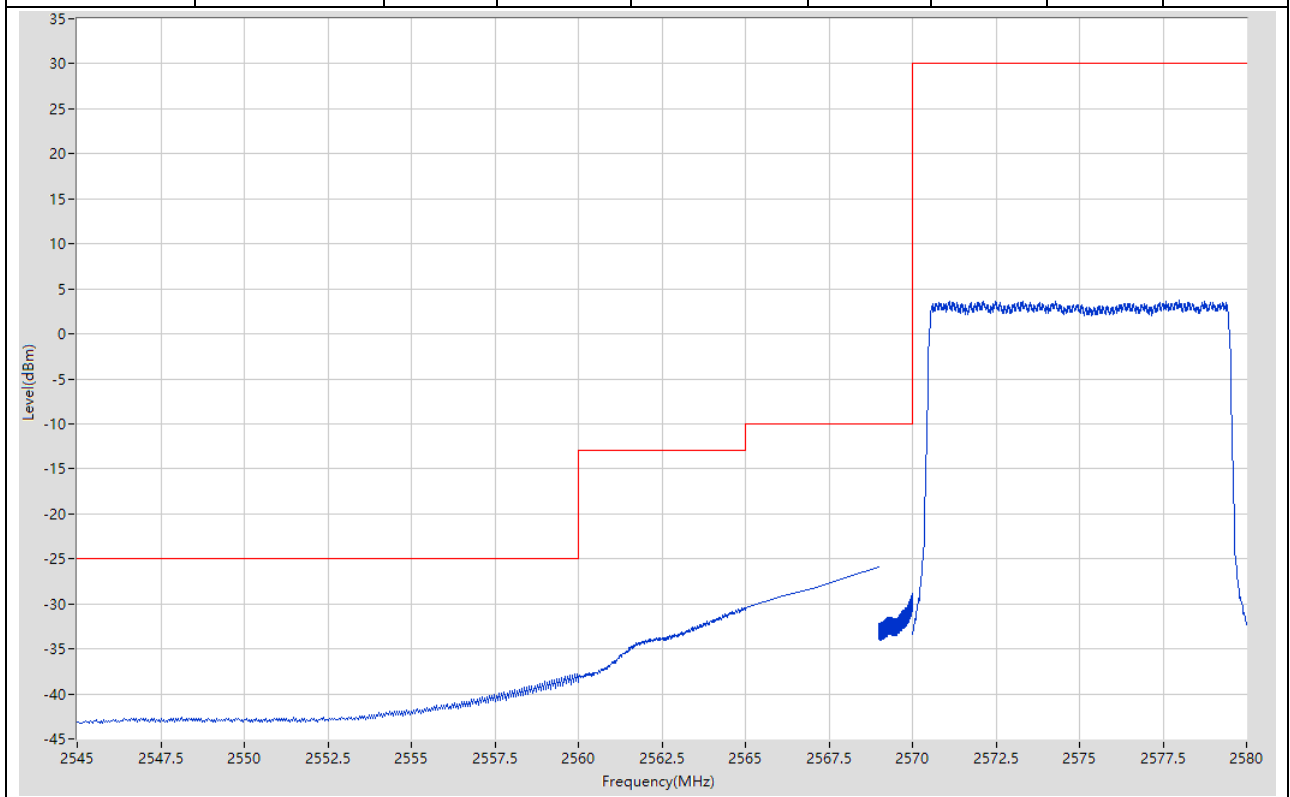
Start Frequency (MHz)	Stop Frequency (MHz)	RBW (MHz)	Detector	Frequency (MHz)	Power (dBm)	Limit (dBm)	Verdict	Sweep Point
2545	2560	1	RMS	2559.925	-41.89	-25	Pass	401
2560	2565	1	RMS	2564.938	-37.27	-13	Pass	401
2565	2569	1	RMS	2569	-29.83	-10	Pass	5
2569	2570	0.2	RMS	2570	-17.27	-10	Pass	401
2570	2580	0.1	RMS	2570.6	21.19	30	Pass	401





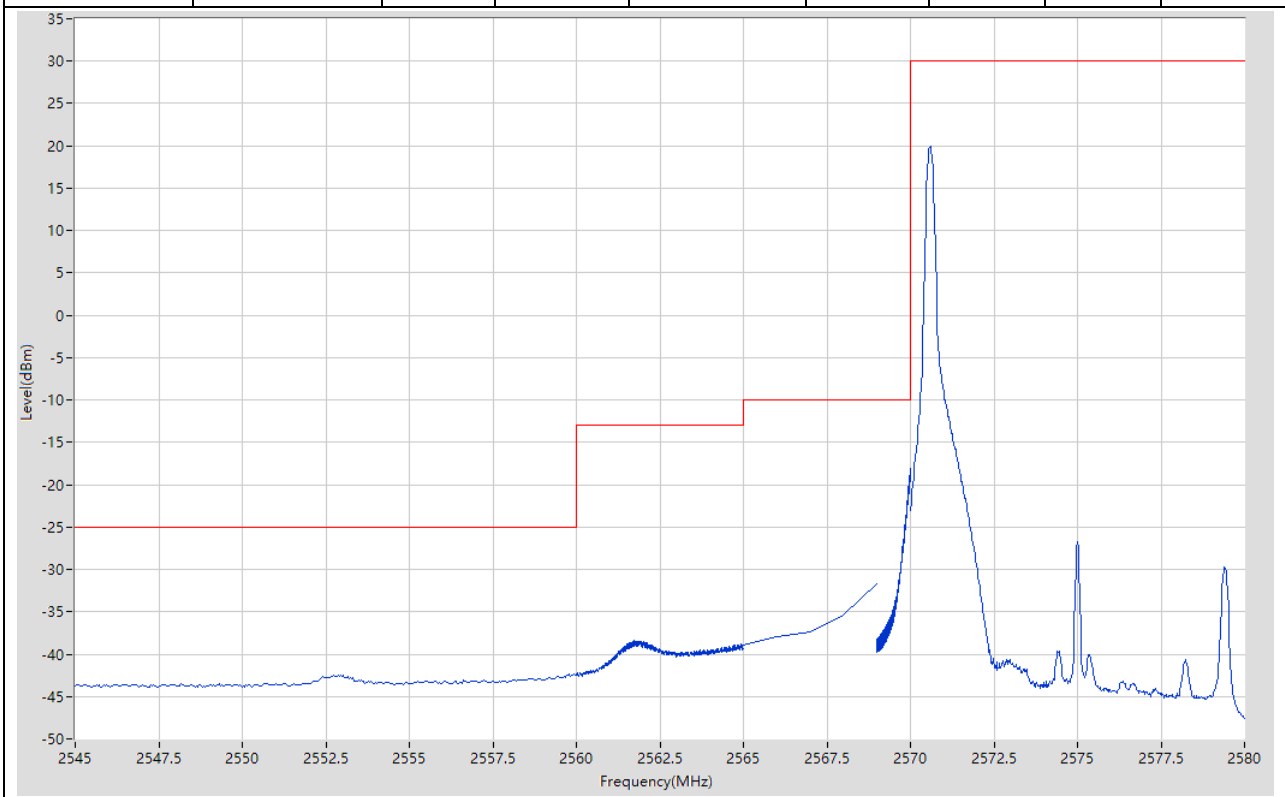
**14.10. LTE Band Edge\_Part22-24-27(NTNV)(Subtest:10, Channel:37800, Bandwidth:10, Modulation:QPSK, RB Number: 50, RB Position:LOW)**

Start Frequency (MHz)	Stop Frequency (MHz)	RBW (MHz)	Detector	Frequency (MHz)	Power (dBm)	Limit (dBm)	Verdict	Sweep Point
2545	2560	1	RMS	2559.963	-37.74	-25	Pass	401
2560	2565	1	RMS	2564.95	-30.4	-13	Pass	401
2565	2569	1	RMS	2569	-25.89	-10	Pass	5
2569	2570	0.2	RMS	2570	-28.85	-10	Pass	401
2570	2580	0.1	RMS	2577.975	3.73	30	Pass	401



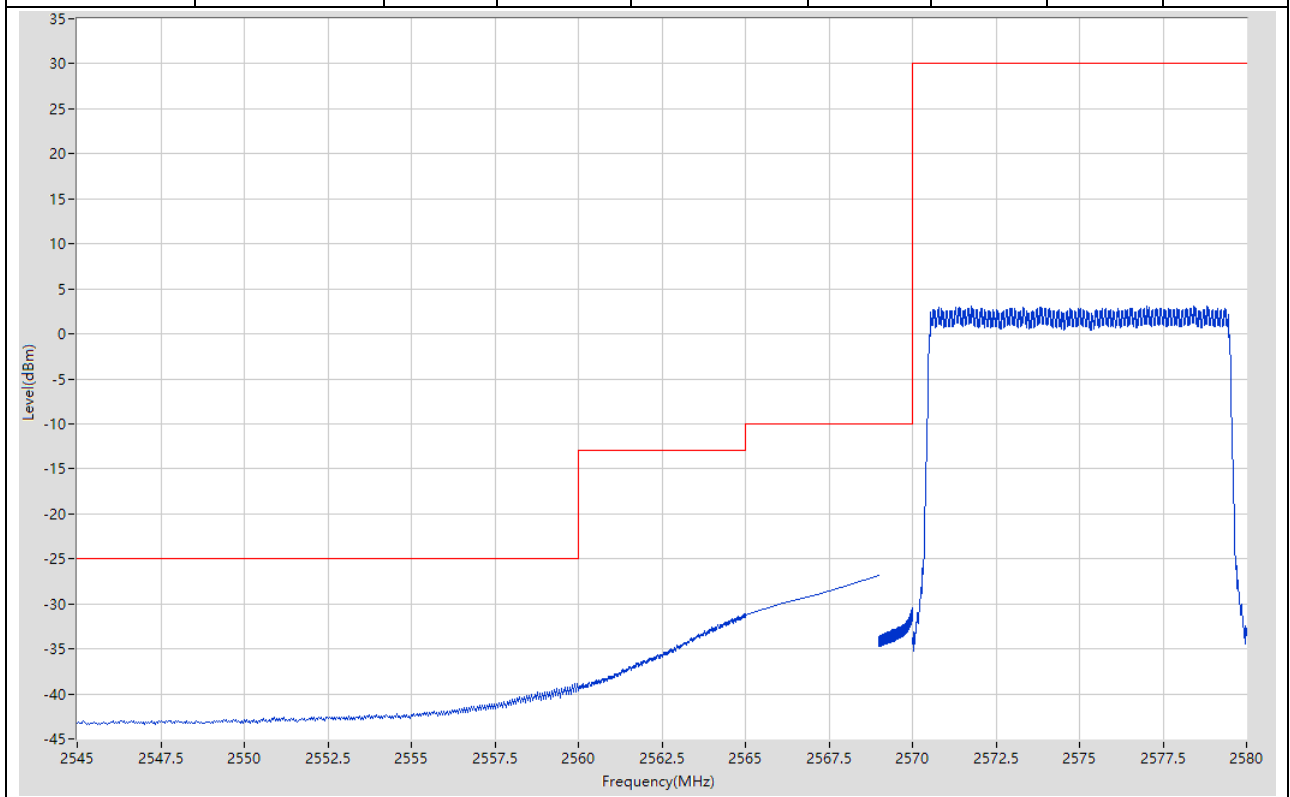
**14.11. LTE Band Edge\_Part22-24-27(NTNV)(Subtest:11, Channel:37800, Bandwidth:10, Modulation:Q16, RB Number: 1, RB Position:LOW)**

Start Frequency (MHz)	Stop Frequency (MHz)	RBW (MHz)	Detector	Frequency (MHz)	Power (dBm)	Limit (dBm)	Verdict	Sweep Point
2545	2560	1	RMS	2559.775	-42.29	-25	Pass	401
2560	2565	1	RMS	2561.725	-38.43	-13	Pass	401
2565	2569	1	RMS	2569	-31.76	-10	Pass	5
2569	2570	0.2	RMS	2570	-18.06	-10	Pass	401
2570	2580	0.1	RMS	2570.6	19.9	30	Pass	401



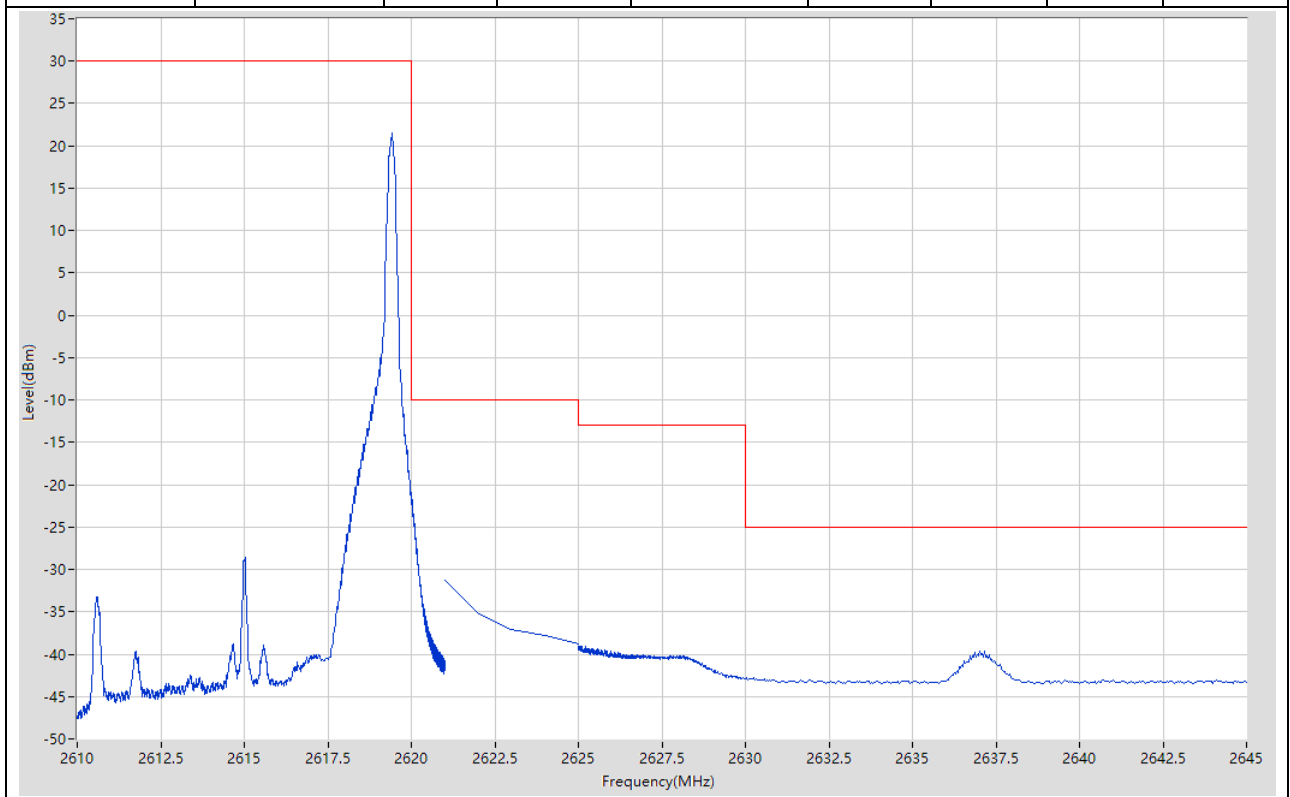
**14.12. LTE Band Edge\_Part22-24-27(NTNV)(Subtest:12, Channel:37800, Bandwidth:10, Modulation:Q16, RB Number: 50, RB Position:LOW)**

Start Frequency (MHz)	Stop Frequency (MHz)	RBW (MHz)	Detector	Frequency (MHz)	Power (dBm)	Limit (dBm)	Verdict	Sweep Point
2545	2560	1	RMS	2559.963	-38.82	-25	Pass	401
2560	2565	1	RMS	2564.988	-31.06	-13	Pass	401
2565	2569	1	RMS	2569	-26.86	-10	Pass	5
2569	2570	0.2	RMS	2570	-30.48	-10	Pass	401
2570	2580	0.1	RMS	2571.75	3.05	30	Pass	401



**14.13. LTE Band Edge\_Part22-24-27(NTNV)(Subtest:13, Channel:38200, Bandwidth:10, Modulation:QPSK, RB Number: 1, RB Position:HIGH)**

Start Frequency (MHz)	Stop Frequency (MHz)	RBW (MHz)	Detector	Frequency (MHz)	Power (dBm)	Limit (dBm)	Verdict	Sweep Point
2610	2620	0.1	RMS	2619.425	21.46	30	Pass	401
2620	2621	0.1	RMS	2620.003	-20.95	-10	Pass	401
2621	2625	1	RMS	2621	-31.3	-10	Pass	5
2625	2630	1	RMS	2625.025	-39.08	-13	Pass	401
2630	2645	1	RMS	2637.013	-39.57	-25	Pass	401



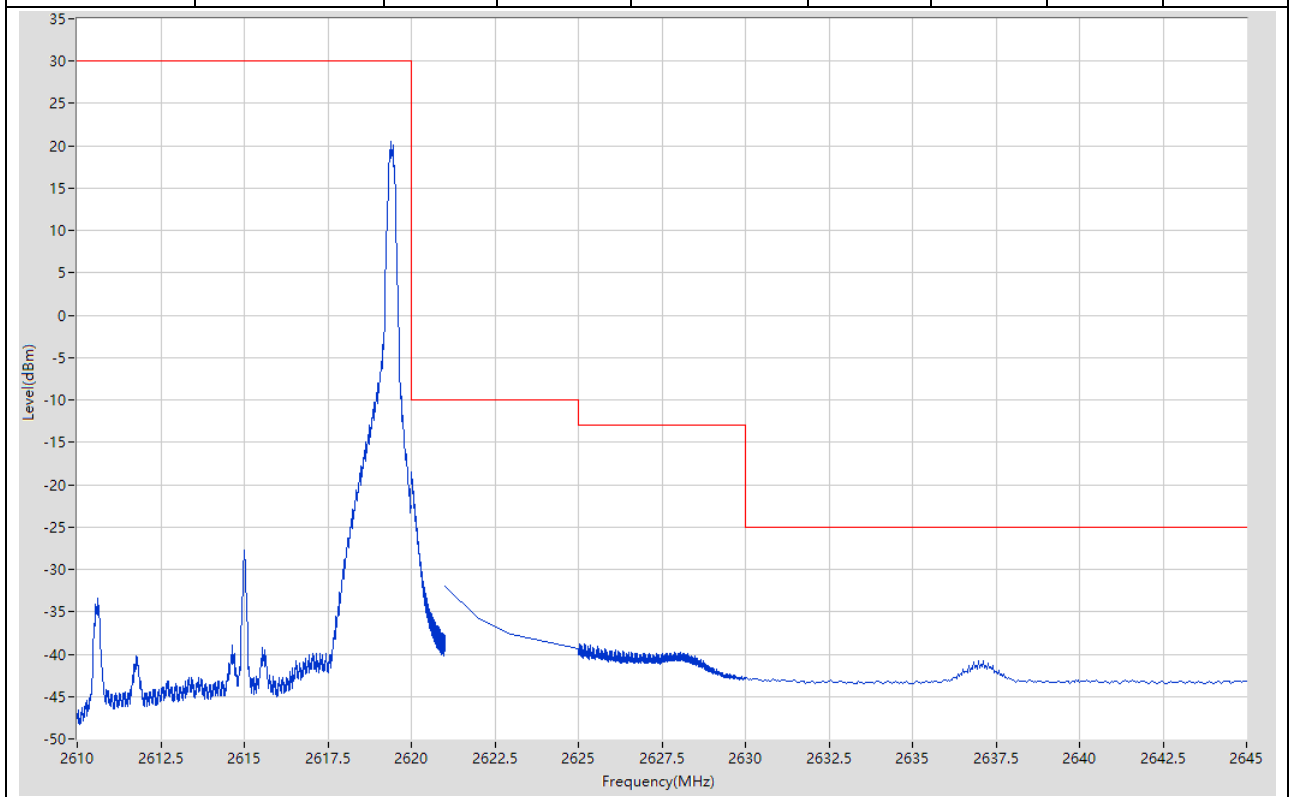
**14.14. LTE Band Edge\_Part22-24-27(NTNV)(Subtest:14, Channel:38200, Bandwidth:10, Modulation:QPSK, RB Number: 50, RB Position:HIGH)**

Start Frequency (MHz)	Stop Frequency (MHz)	RBW (MHz)	Detector	Frequency (MHz)	Power (dBm)	Limit (dBm)	Verdict	Sweep Point
2610	2620	0.1	RMS	2617.55	4.43	30	Pass	401
2620	2621	0.2	RMS	2620.025	-30.28	-10	Pass	401
2621	2625	1	RMS	2621	-27.3	-10	Pass	5
2625	2630	1	RMS	2625.013	-30.33	-13	Pass	401
2630	2645	1	RMS	2630.075	-40.07	-25	Pass	401



**14.15. LTE Band Edge\_Part22-24-27(NTNV)(Subtest:15, Channel:38200, Bandwidth:10, Modulation:Q16, RB Number: 1, RB Position:HIGH)**

Start Frequency (MHz)	Stop Frequency (MHz)	RBW (MHz)	Detector	Frequency (MHz)	Power (dBm)	Limit (dBm)	Verdict	Sweep Point
2610	2620	0.1	RMS	2619.4	20.54	30	Pass	401
2620	2621	0.2	RMS	2620.003	-18.43	-10	Pass	401
2621	2625	1	RMS	2621	-32.03	-10	Pass	5
2625	2630	1	RMS	2625.175	-38.74	-13	Pass	401
2630	2645	1	RMS	2637.125	-40.73	-25	Pass	401



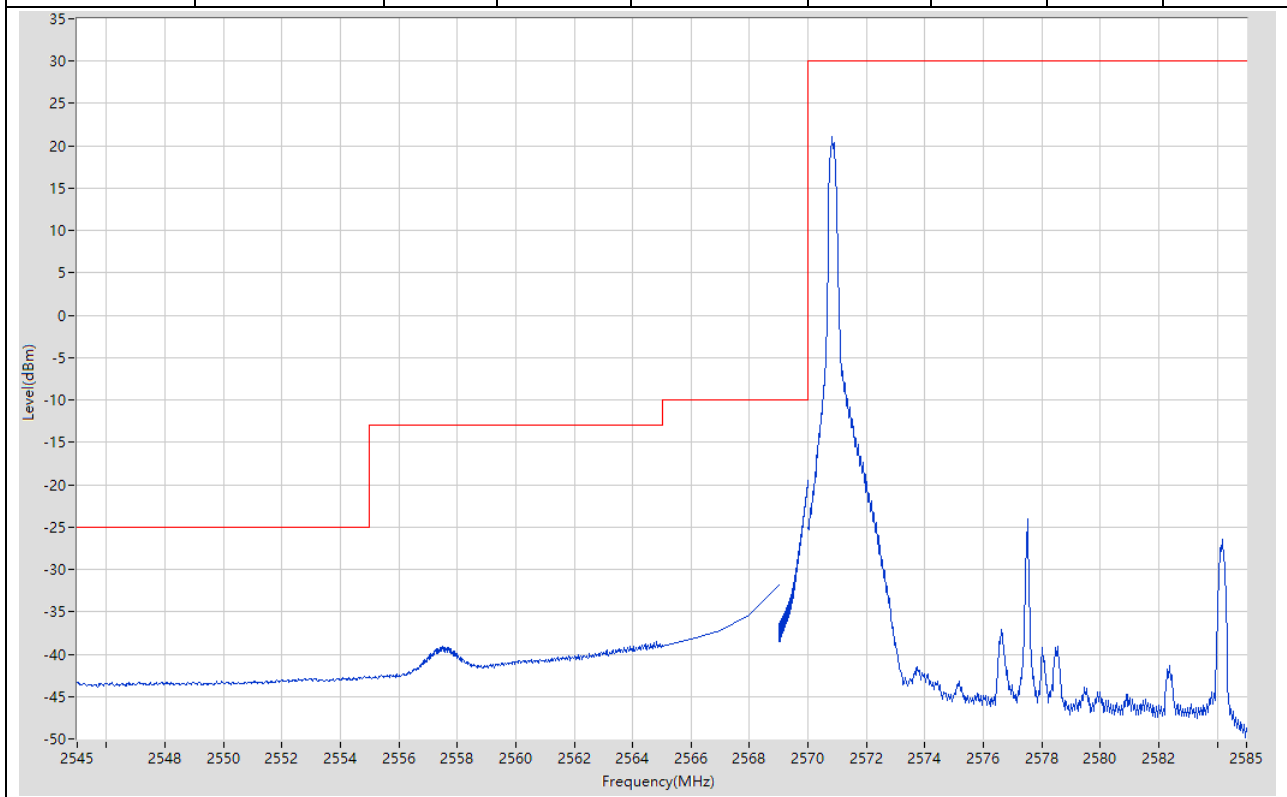
**14.16. LTE Band Edge\_Part22-24-27(NTNV)(Subtest:16, Channel:38200, Bandwidth:10, Modulation:Q16, RB Number: 50, RB Position:HIGH)**

Start Frequency (MHz)	Stop Frequency (MHz)	RBW (MHz)	Detector	Frequency (MHz)	Power (dBm)	Limit (dBm)	Verdict	Sweep Point
2610	2620	0.1	RMS	2610.8	3.24	30	Pass	401
2620	2621	0.2	RMS	2620	-32.67	-10	Pass	401
2621	2625	1	RMS	2621	-30.42	-10	Pass	5
2625	2630	1	RMS	2625.088	-33.23	-13	Pass	401
2630	2645	1	RMS	2630.038	-40.54	-25	Pass	401



**14.17. LTE Band Edge\_Part22-24-27(NTNV)(Subtest:17, Channel:37825, Bandwidth:15, Modulation:QPSK, RB Number: 1, RB Position:LOW)**

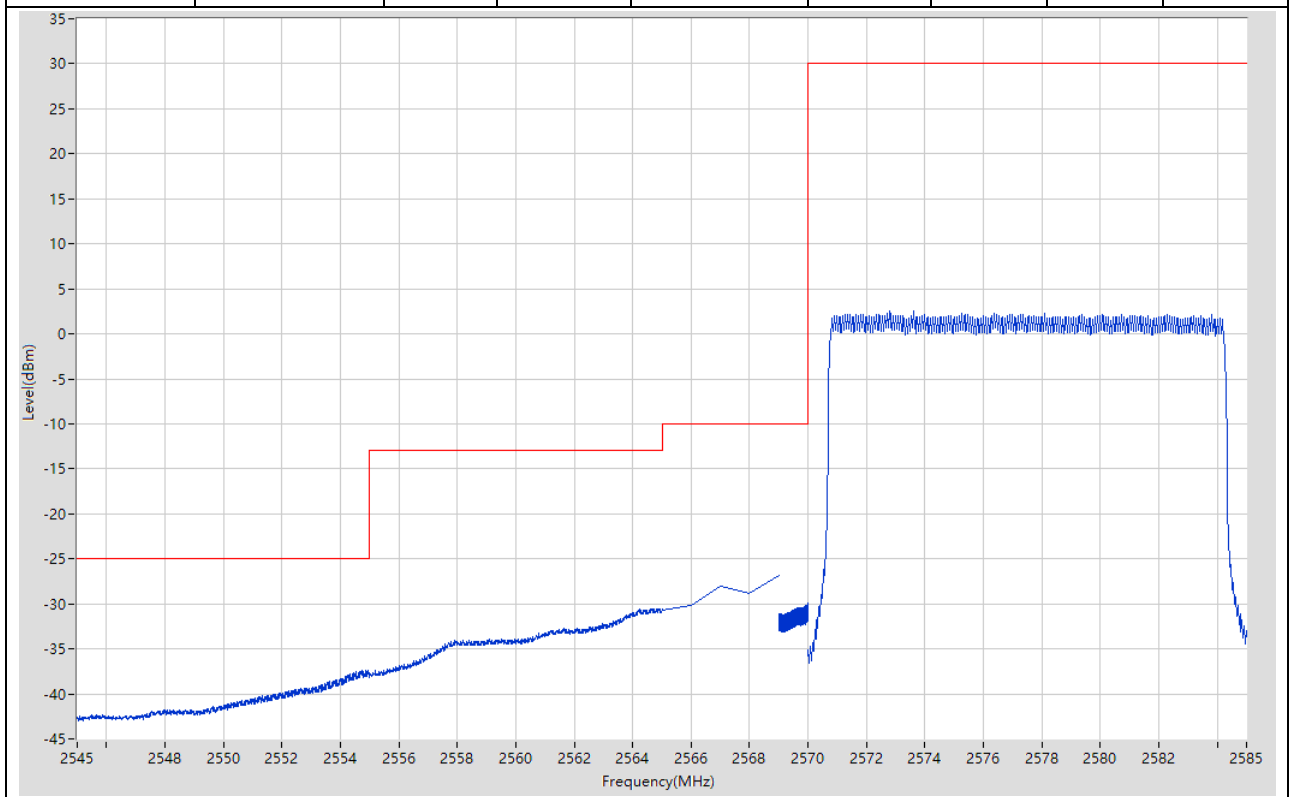
Start Frequency (MHz)	Stop Frequency (MHz)	RBW (MHz)	Detector	Frequency (MHz)	Power (dBm)	Limit (dBm)	Verdict	Sweep Point
2545	2555	1	RMS	2555	-42.63	-25	Pass	401
2555	2565	1	RMS	2564.825	-38.57	-13	Pass	401
2565	2569	1	RMS	2569	-31.9	-10	Pass	5
2569	2570	0.3	RMS	2569.998	-19.5	-10	Pass	401
2570	2585	0.1	RMS	2570.825	21.16	30	Pass	401





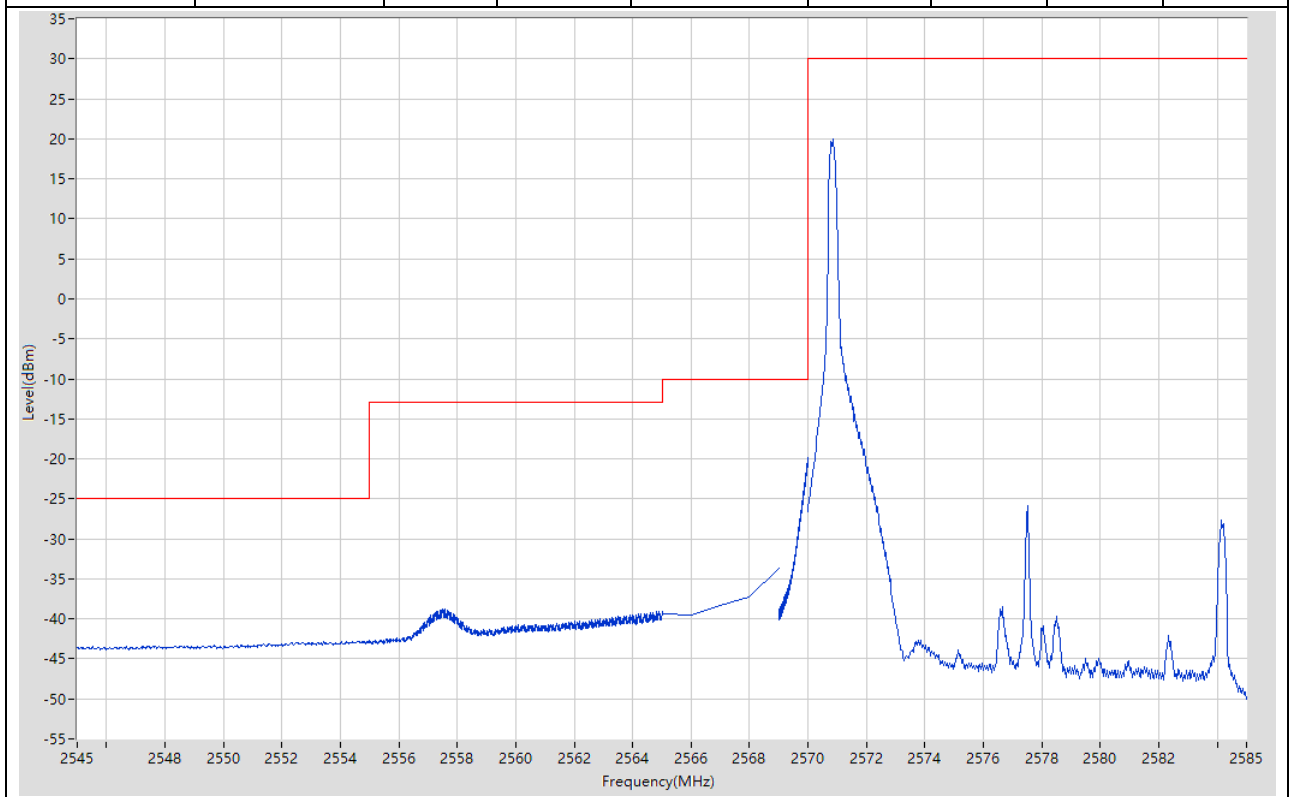
**14.18. LTE Band Edge\_Part22-24-27(NTNV)(Subtest:18, Channel:37825, Bandwidth:15, Modulation:QPSK, RB Number: 75, RB Position:LOW)**

Start Frequency (MHz)	Stop Frequency (MHz)	RBW (MHz)	Detector	Frequency (MHz)	Power (dBm)	Limit (dBm)	Verdict	Sweep Point
2545	2555	1	RMS	2554.75	-37.33	-25	Pass	401
2555	2565	1	RMS	2565	-30.52	-13	Pass	401
2565	2569	1	RMS	2569	-26.87	-10	Pass	5
2569	2570	0.3	RMS	2569.998	-29.97	-10	Pass	401
2570	2585	0.1	RMS	2572.775	2.55	30	Pass	401



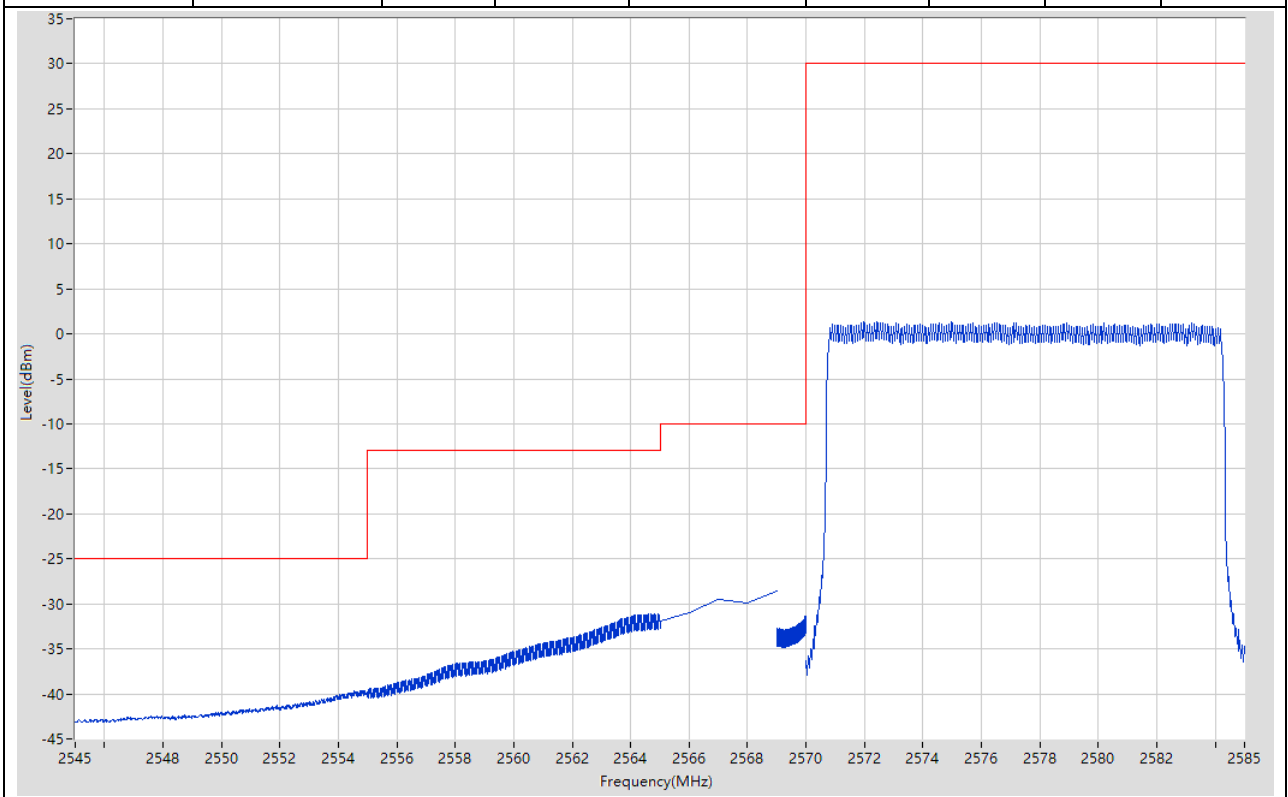
**14.19. LTE Band Edge\_Part22-24-27(NTNV)(Subtest:19, Channel:37825, Bandwidth:15, Modulation:Q16, RB Number: 1, RB Position:LOW)**

Start Frequency (MHz)	Stop Frequency (MHz)	RBW (MHz)	Detector	Frequency (MHz)	Power (dBm)	Limit (dBm)	Verdict	Sweep Point
2545	2555	1	RMS	2554.975	-42.71	-25	Pass	401
2555	2565	1	RMS	2557.5	-38.79	-13	Pass	401
2565	2569	1	RMS	2569	-33.7	-10	Pass	5
2569	2570	0.3	RMS	2570	-19.79	-10	Pass	401
2570	2585	0.1	RMS	2570.863	19.99	30	Pass	401



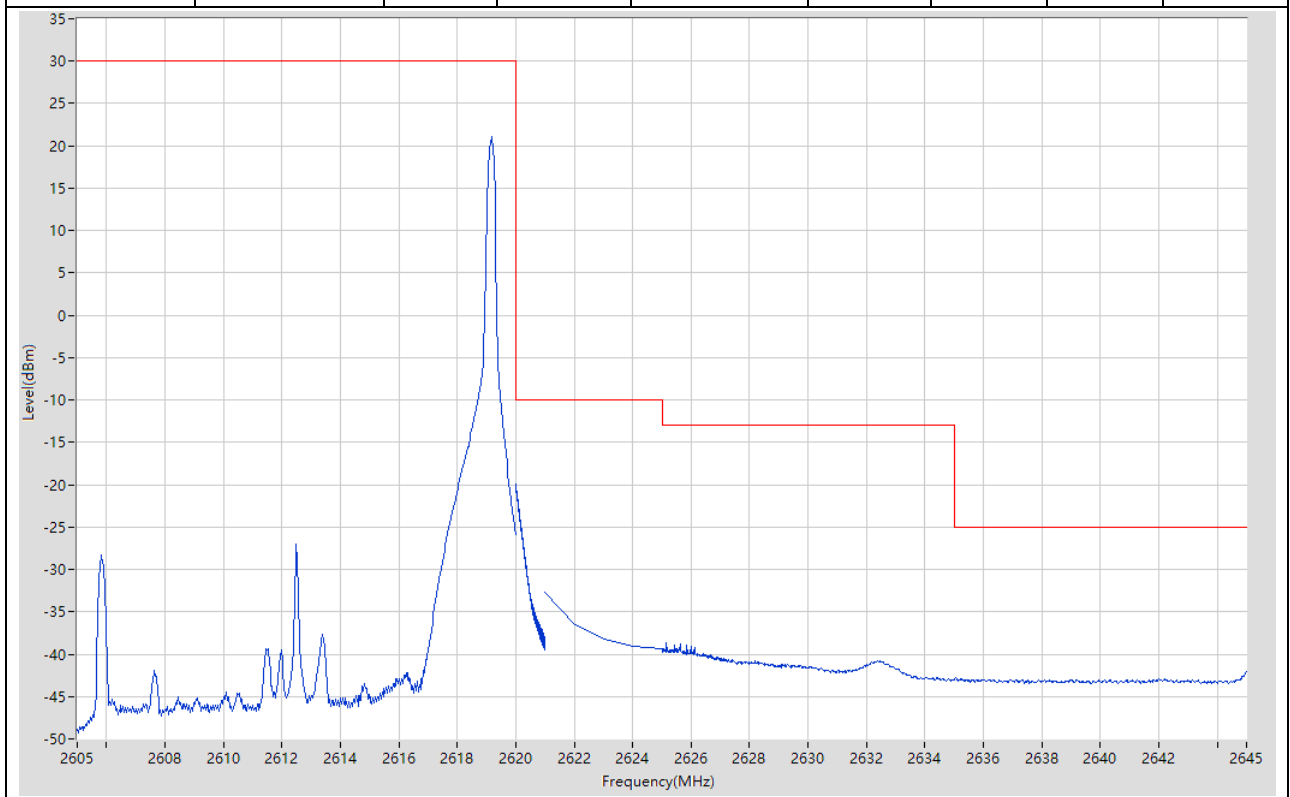
**14.20. LTE Band Edge\_Part22-24-27(NTNV)(Subtest:20, Channel:37825, Bandwidth:15, Modulation:Q16, RB Number: 75, RB Position:LOW)**

Start Frequency (MHz)	Stop Frequency (MHz)	RBW (MHz)	Detector	Frequency (MHz)	Power (dBm)	Limit (dBm)	Verdict	Sweep Point
2545	2555	1	RMS	2554.775	-39.66	-25	Pass	401
2555	2565	1	RMS	2564.925	-31.12	-13	Pass	401
2565	2569	1	RMS	2569	-28.51	-10	Pass	5
2569	2570	0.3	RMS	2569.998	-31.34	-10	Pass	401
2570	2585	0.1	RMS	2574.95	1.33	30	Pass	401



**14.21. LTE Band Edge\_Part22-24-27(NTNV)(Subtest:21, Channel:38175, Bandwidth:15, Modulation:QPSK, RB Number: 1, RB Position:HIGH)**

Start Frequency (MHz)	Stop Frequency (MHz)	RBW (MHz)	Detector	Frequency (MHz)	Power (dBm)	Limit (dBm)	Verdict	Sweep Point
2605	2620	0.1	RMS	2619.175	21.11	30	Pass	401
2620	2621	0.3	RMS	2620.005	-19.9	-10	Pass	401
2621	2625	1	RMS	2621	-32.72	-10	Pass	5
2625	2635	1	RMS	2625.15	-38.58	-13	Pass	401
2635	2645	1	RMS	2645	-42.02	-25	Pass	401



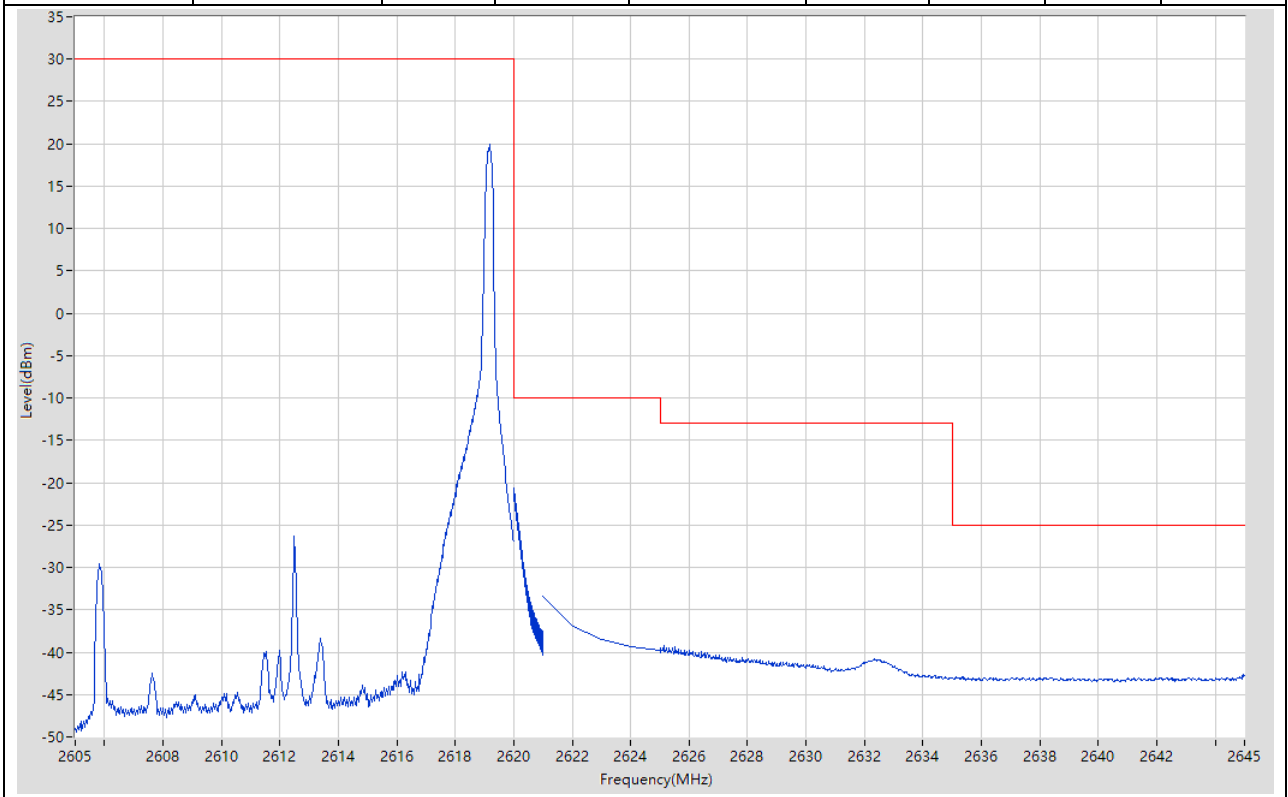
**14.22. LTE Band Edge\_Part22-24-27(NTNV)(Subtest:22, Channel:38175, Bandwidth:15, Modulation:QPSK, RB Number: 75, RB Position:HIGH)**

Start Frequency (MHz)	Stop Frequency (MHz)	RBW (MHz)	Detector	Frequency (MHz)	Power (dBm)	Limit (dBm)	Verdict	Sweep Point
2605	2620	0.1	RMS	2608.113	2.17	30	Pass	401
2620	2621	0.3	RMS	2620.028	-30.59	-10	Pass	401
2621	2625	1	RMS	2621	-27.49	-10	Pass	5
2625	2635	1	RMS	2625.25	-28.58	-13	Pass	401
2635	2645	1	RMS	2635.45	-39.12	-25	Pass	401



**14.23. LTE Band Edge\_Part22-24-27(NTNV)(Subtest:23, Channel:38175, Bandwidth:15, Modulation:Q16, RB Number: 1, RB Position:HIGH)**

Start Frequency (MHz)	Stop Frequency (MHz)	RBW (MHz)	Detector	Frequency (MHz)	Power (dBm)	Limit (dBm)	Verdict	Sweep Point
2605	2620	0.1	RMS	2619.175	19.94	30	Pass	401
2620	2621	0.3	RMS	2620.003	-20.59	-10	Pass	401
2621	2625	1	RMS	2621	-33.34	-10	Pass	5
2625	2635	1	RMS	2625.125	-39.28	-13	Pass	401
2635	2645	1	RMS	2644.975	-42.65	-25	Pass	401



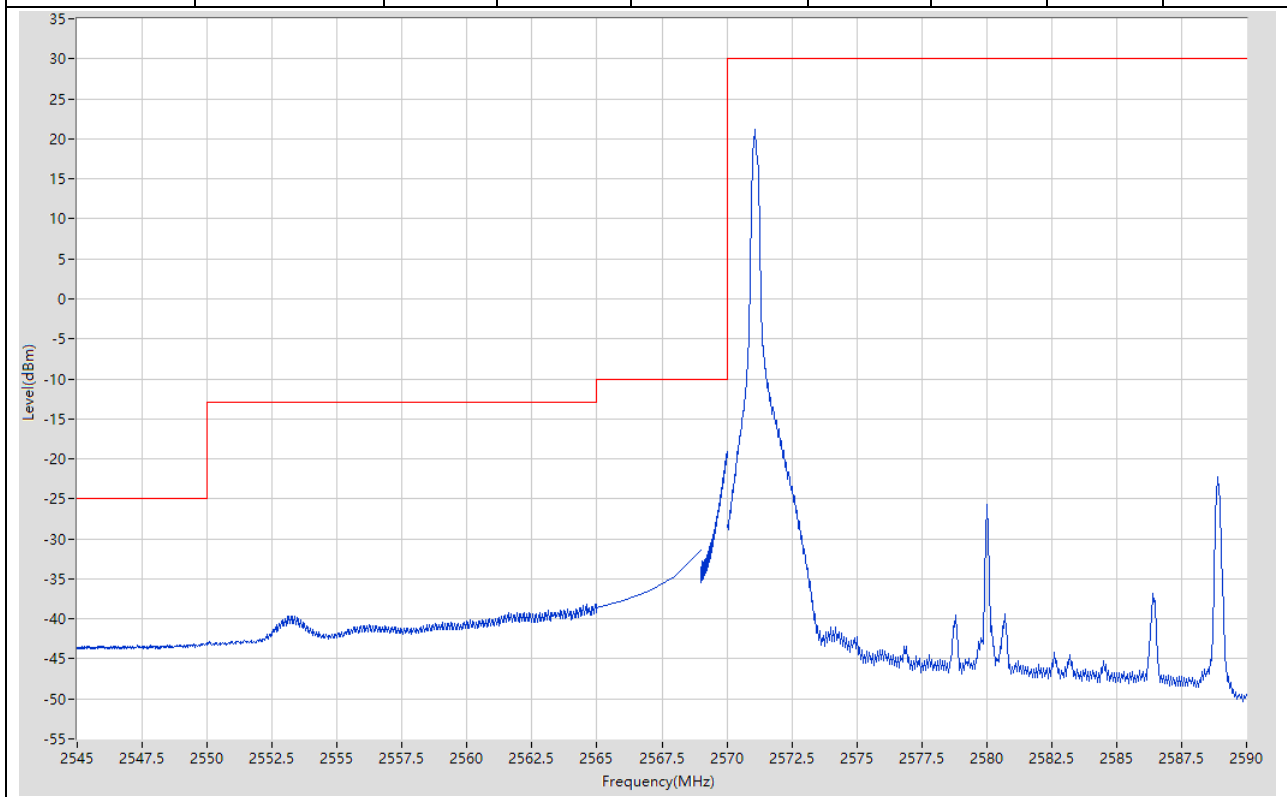
**14.24. LTE Band Edge\_Part22-24-27(NTNV)(Subtest:24, Channel:38175, Bandwidth:15, Modulation:Q16, RB Number: 75, RB Position:HIGH)**

Start Frequency (MHz)	Stop Frequency (MHz)	RBW (MHz)	Detector	Frequency (MHz)	Power (dBm)	Limit (dBm)	Verdict	Sweep Point
2605	2620	0.1	RMS	2605.938	1.29	30	Pass	401
2620	2621	0.3	RMS	2620.008	-32.89	-10	Pass	401
2621	2625	1	RMS	2621	-31.31	-10	Pass	5
2625	2635	1	RMS	2625.025	-33.01	-13	Pass	401
2635	2645	1	RMS	2635.125	-40.28	-25	Pass	401



**14.25. LTE Band Edge\_Part22-24-27(NTNV)(Subtest:25, Channel:37850, Bandwidth:20, Modulation:QPSK, RB Number: 1, RB Position:LOW)**

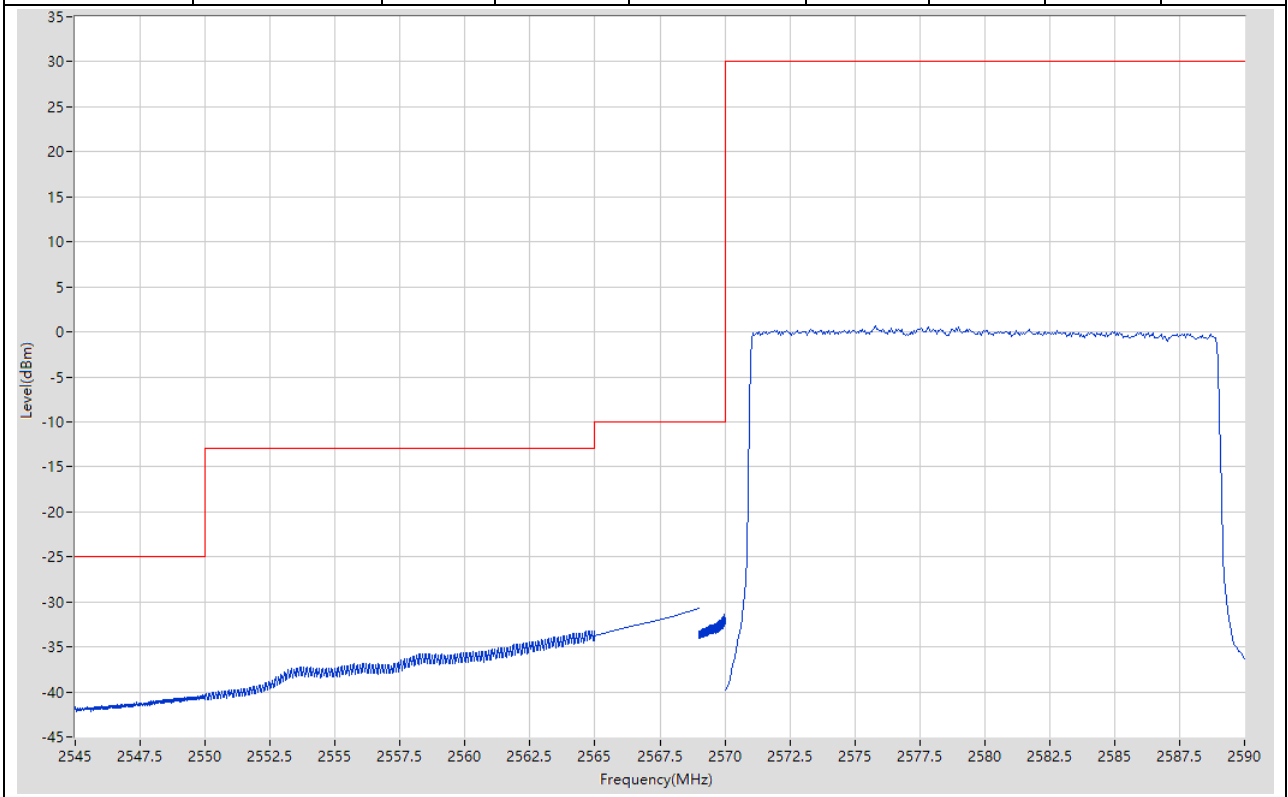
Start Frequency (MHz)	Stop Frequency (MHz)	RBW (MHz)	Detector	Frequency (MHz)	Power (dBm)	Limit (dBm)	Verdict	Sweep Point
2545	2550	1	RMS	2549.775	-43.1	-25	Pass	401
2550	2565	1	RMS	2564.625	-38.14	-13	Pass	401
2565	2569	1	RMS	2569	-31.45	-10	Pass	5
2569	2570	0.51	RMS	2569.998	-19.12	-10	Pass	401
2570	2590	0.1	RMS	2571.1	21.14	30	Pass	401





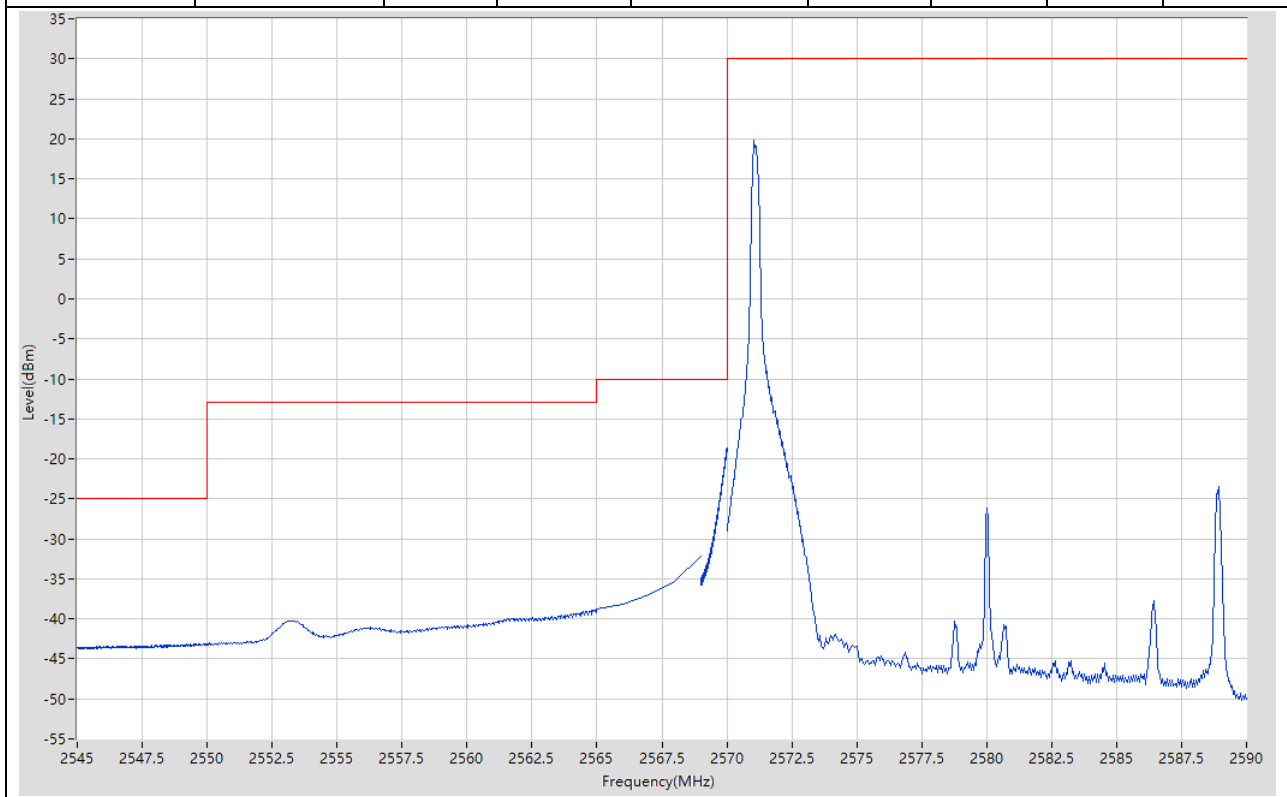
**14.26. LTE Band Edge\_Part22-24-27(NTNV)(Subtest:26, Channel:37850, Bandwidth:20, Modulation:QPSK, RB Number: 100, RB Position:LOW)**

Start Frequency (MHz)	Stop Frequency (MHz)	RBW (MHz)	Detector	Frequency (MHz)	Power (dBm)	Limit (dBm)	Verdict	Sweep Point
2545	2550	1	RMS	2549.9	-40.34	-25	Pass	401
2550	2565	1	RMS	2564.888	-33.18	-13	Pass	401
2565	2569	1	RMS	2569	-30.68	-10	Pass	5
2569	2570	0.51	RMS	2569.983	-31.39	-10	Pass	401
2570	2590	0.1	RMS	2575.8	0.66	30	Pass	401



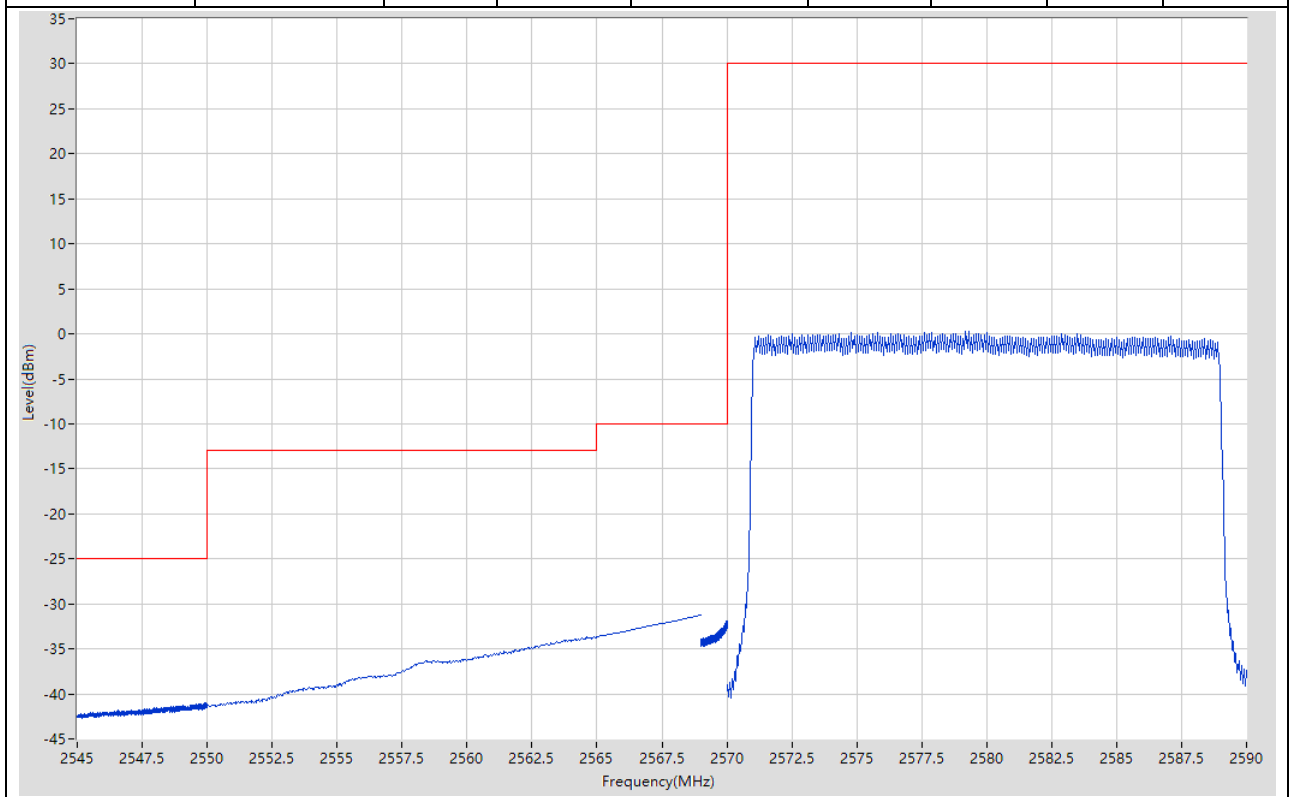
**14.27. LTE Band Edge\_Part22-24-27(NTNV)(Subtest:27, Channel:37850, Bandwidth:20, Modulation:Q16, RB Number: 1, RB Position:LOW)**

Start Frequency (MHz)	Stop Frequency (MHz)	RBW (MHz)	Detector	Frequency (MHz)	Power (dBm)	Limit (dBm)	Verdict	Sweep Point
2545	2550	1	RMS	2550	-43.06	-25	Pass	401
2550	2565	1	RMS	2565	-38.75	-13	Pass	401
2565	2569	1	RMS	2569	-32.16	-10	Pass	5
2569	2570	0.51	RMS	2570	-18.71	-10	Pass	401
2570	2590	0.1	RMS	2571.05	19.81	30	Pass	401



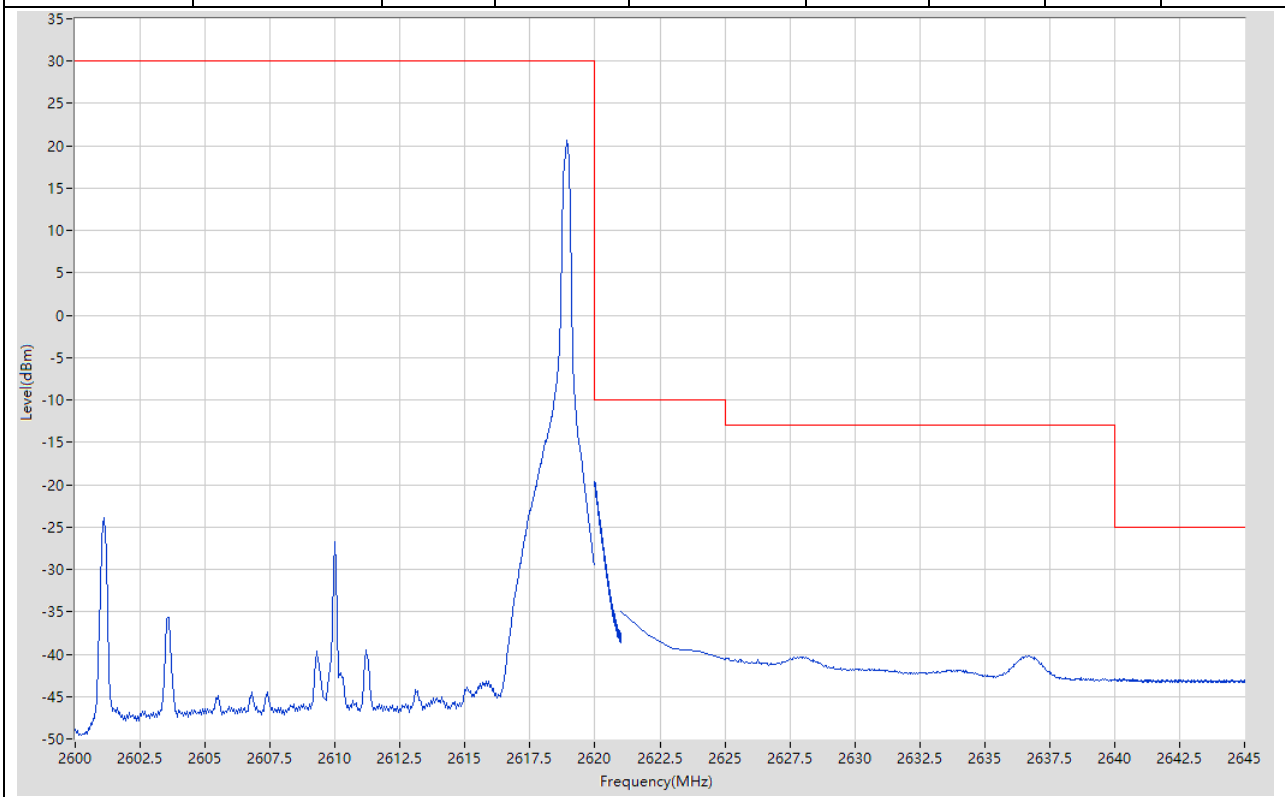
**14.28. LTE Band Edge\_Part22-24-27(NTNV)(Subtest:28, Channel:37850, Bandwidth:20, Modulation:Q16, RB Number: 100, RB Position:LOW)**

Start Frequency (MHz)	Stop Frequency (MHz)	RBW (MHz)	Detector	Frequency (MHz)	Power (dBm)	Limit (dBm)	Verdict	Sweep Point
2545	2550	1	RMS	2549.95	-41.05	-25	Pass	401
2550	2565	1	RMS	2564.963	-33.65	-13	Pass	401
2565	2569	1	RMS	2569	-31.28	-10	Pass	5
2569	2570	0.51	RMS	2570	-31.9	-10	Pass	401
2570	2590	0.1	RMS	2579.2	0.31	30	Pass	401



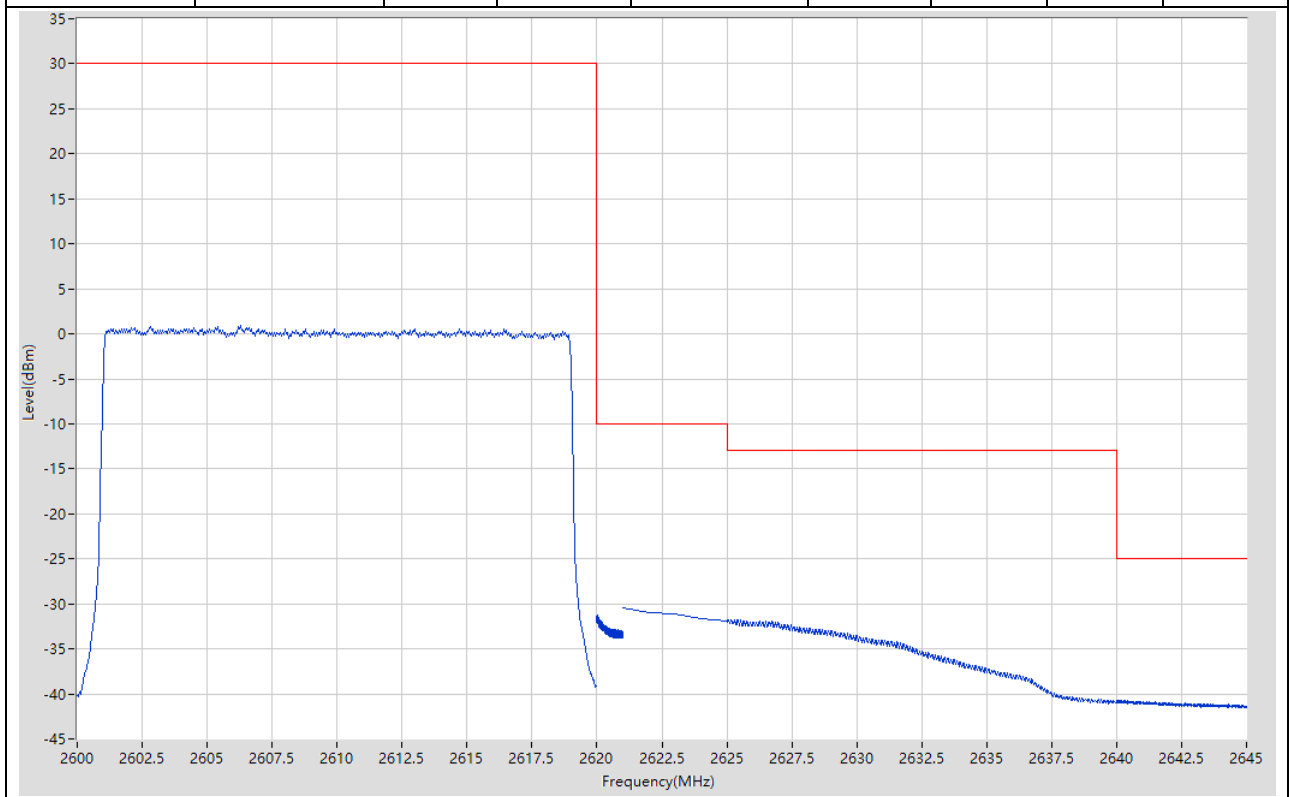
**14.29. LTE Band Edge\_Part22-24-27(NTNV)(Subtest:29, Channel:38150, Bandwidth:20, Modulation:QPSK, RB Number: 1, RB Position:HIGH)**

Start Frequency (MHz)	Stop Frequency (MHz)	RBW (MHz)	Detector	Frequency (MHz)	Power (dBm)	Limit (dBm)	Verdict	Sweep Point
2600	2620	0.1	RMS	2618.9	20.68	30	Pass	401
2620	2621	0.51	RMS	2620	-19.59	-10	Pass	401
2621	2625	1	RMS	2621	-34.89	-10	Pass	5
2625	2640	1	RMS	2636.663	-40.15	-13	Pass	401
2640	2645	1	RMS	2640.338	-42.91	-25	Pass	401



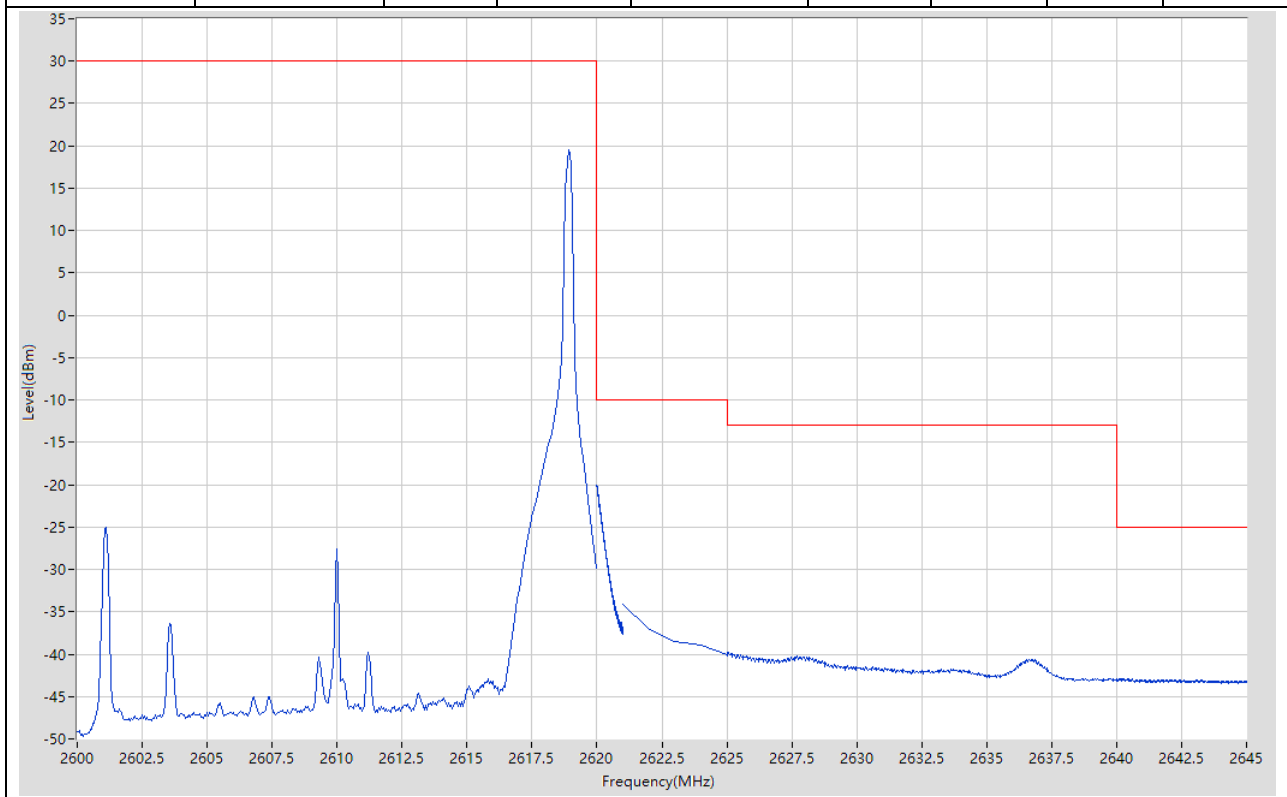
**14.30. LTE Band Edge\_Part22-24-27(NTNV)(Subtest:30, Channel:38150, Bandwidth:20, Modulation:QPSK, RB Number: 100, RB Position:HIGH)**

Start Frequency (MHz)	Stop Frequency (MHz)	RBW (MHz)	Detector	Frequency (MHz)	Power (dBm)	Limit (dBm)	Verdict	Sweep Point
2600	2620	0.1	RMS	2606.3	0.91	30	Pass	401
2620	2621	0.51	RMS	2620.013	-31.27	-10	Pass	401
2621	2625	1	RMS	2621	-30.46	-10	Pass	5
2625	2640	1	RMS	2625.525	-31.72	-13	Pass	401
2640	2645	1	RMS	2640.025	-40.72	-25	Pass	401



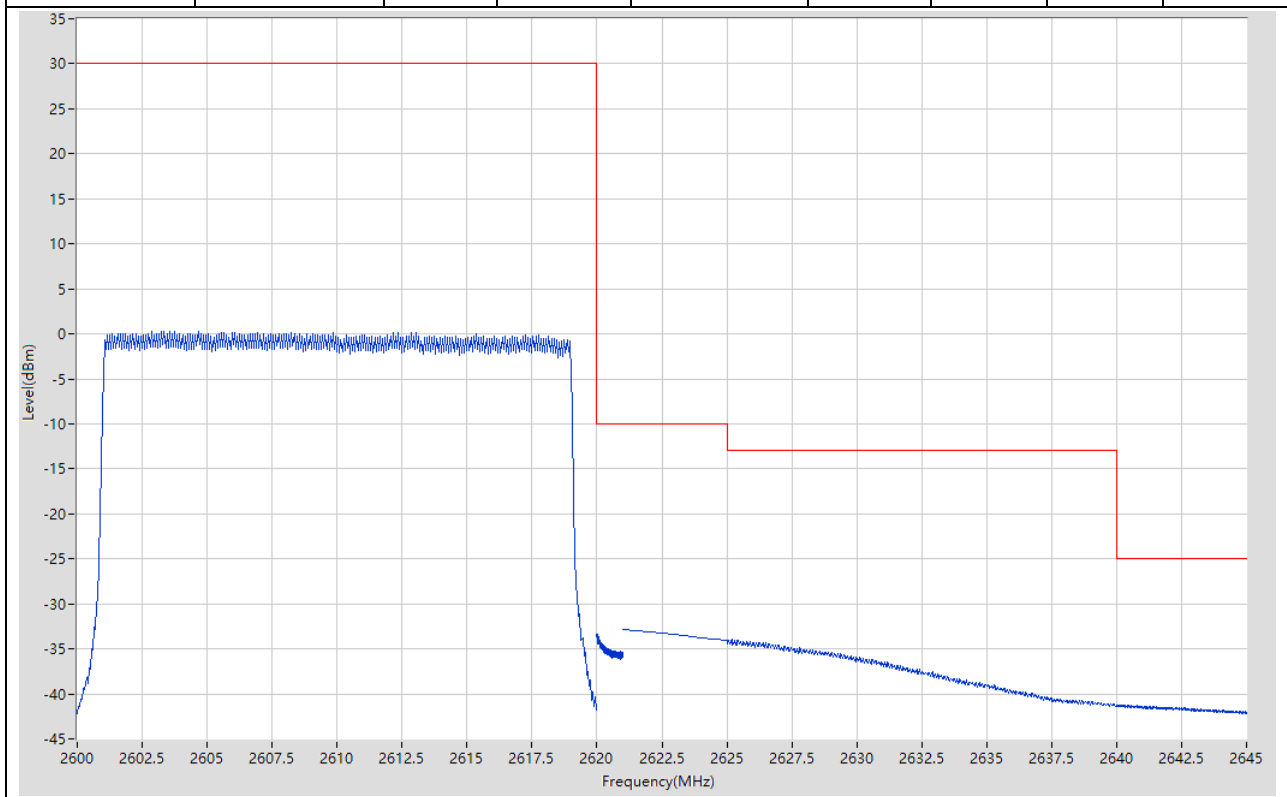
**14.31. LTE Band Edge\_Part22-24-27(NTNV)(Subtest:31, Channel:38150, Bandwidth:20, Modulation:Q16, RB Number: 1, RB Position:HIGH)**

Start Frequency (MHz)	Stop Frequency (MHz)	RBW (MHz)	Detector	Frequency (MHz)	Power (dBm)	Limit (dBm)	Verdict	Sweep Point
2600	2620	0.1	RMS	2618.9	19.54	30	Pass	401
2620	2621	0.51	RMS	2620.003	-19.99	-10	Pass	401
2621	2625	1	RMS	2621	-34.06	-10	Pass	5
2625	2640	1	RMS	2625.075	-39.82	-13	Pass	401
2640	2645	1	RMS	2640.088	-42.9	-25	Pass	401



**14.32. LTE Band Edge\_Part22-24-27(NTNV)(Subtest:32, Channel:38150, Bandwidth:20, Modulation:Q16, RB Number: 100, RB Position:HIGH)**

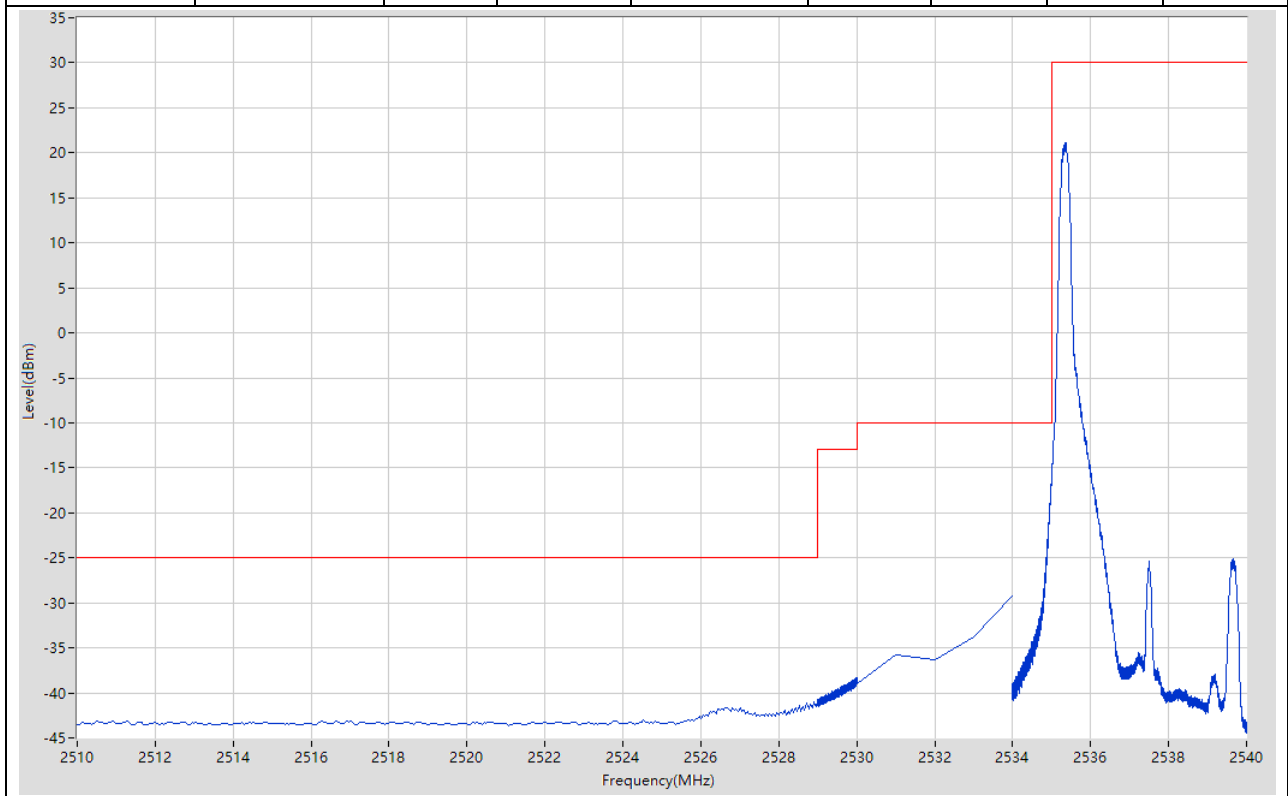
Start Frequency (MHz)	Stop Frequency (MHz)	RBW (MHz)	Detector	Frequency (MHz)	Power (dBm)	Limit (dBm)	Verdict	Sweep Point
2600	2620	0.1	RMS	2604.65	0.29	30	Pass	401
2620	2621	0.51	RMS	2620.01	-33.37	-10	Pass	401
2621	2625	1	RMS	2621	-32.88	-10	Pass	5
2625	2640	1	RMS	2625.225	-33.95	-13	Pass	401
2640	2645	1	RMS	2640.05	-41.22	-25	Pass	401



## 15. LTE\_Band41 120M

### 15.1. LTE Band Edge\_Part22-24-27(NTNV)(Subtest:1, Channel:40065, Bandwidth:5, Modulation:QPSK, RB Number: 1, RB Position:LOW)

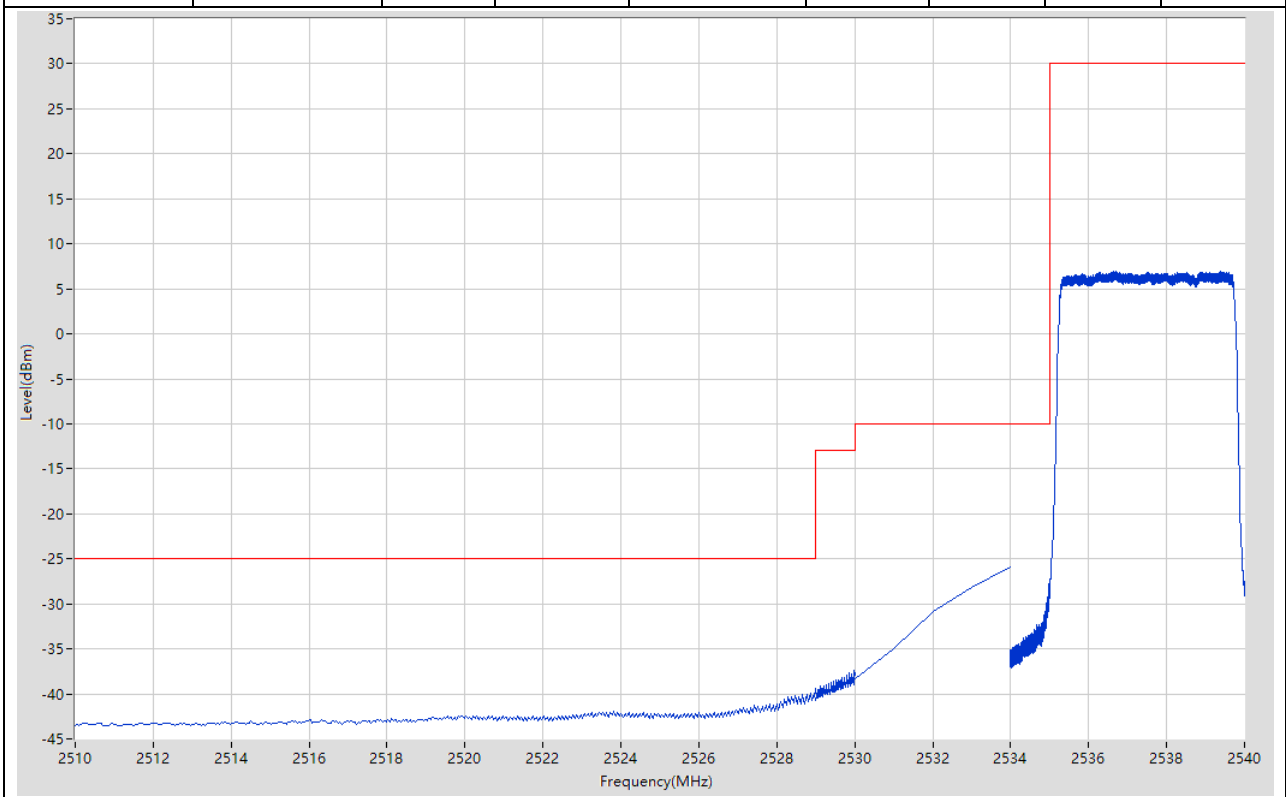
Start Frequency (MHz)	Stop Frequency (MHz)	RBW (MHz)	Detector	Frequency (MHz)	Power (dBm)	Limit (dBm)	Verdict	Sweep Point
2510	2529	1	RMS	2529	-40.91	-25	Pass	401
2529	2530	1	RMS	2529.995	-38.34	-13	Pass	401
2530	2534	1	RMS	2534	-29.21	-10	Pass	5
2534	2535	0.1	RMS	2535	-15.6	-10	Pass	401
2535	2540	0.1	RMS	2535.338	21.08	30	Pass	401





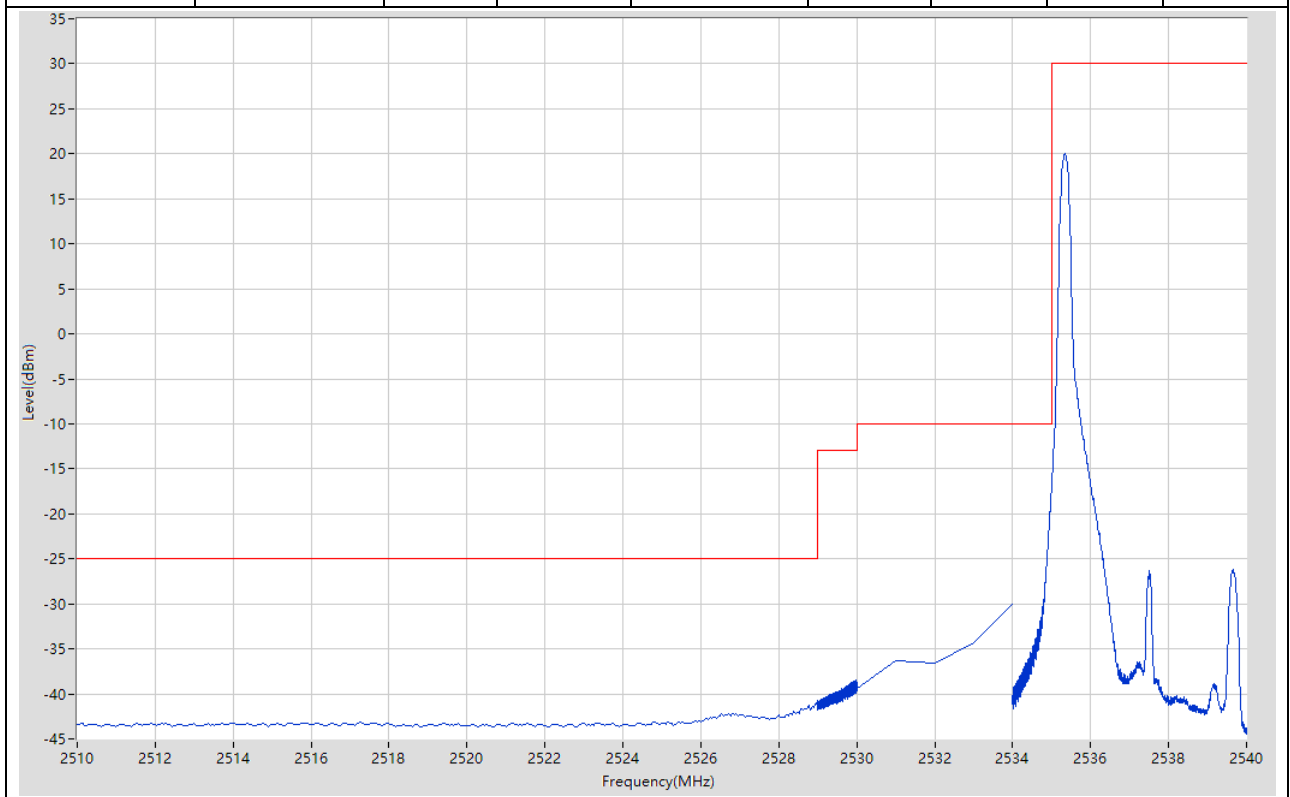
**15.2. LTE Band Edge\_Part22-24-27(NTNV)(Subtest:2, Channel:40065, Bandwidth:5, Modulation:QPSK, RB Number: 25, RB Position:LOW)**

Start Frequency (MHz)	Stop Frequency (MHz)	RBW (MHz)	Detector	Frequency (MHz)	Power (dBm)	Limit (dBm)	Verdict	Sweep Point
2510	2529	1	RMS	2528.858	-39.87	-25	Pass	401
2529	2530	1	RMS	2529.99	-37.38	-13	Pass	401
2530	2534	1	RMS	2534	-25.89	-10	Pass	5
2534	2535	0.1	RMS	2534.993	-27.2	-10	Pass	401
2535	2540	0.1	RMS	2539.388	6.95	30	Pass	401



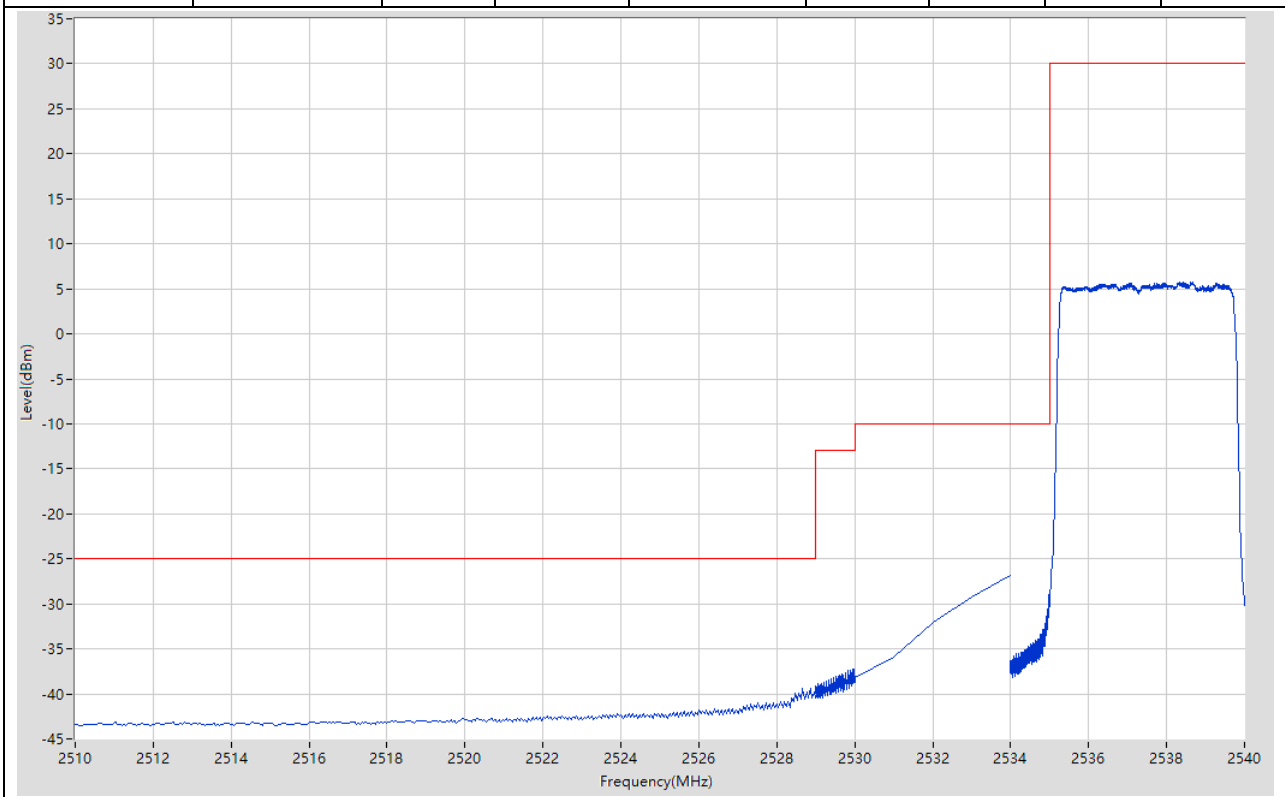
**15.3. LTE Band Edge\_Part22-24-27(NTNV)(Subtest:3, Channel:40065, Bandwidth:5, Modulation:Q16, RB Number: 1, RB Position:LOW)**

Start Frequency (MHz)	Stop Frequency (MHz)	RBW (MHz)	Detector	Frequency (MHz)	Power (dBm)	Limit (dBm)	Verdict	Sweep Point
2510	2529	1	RMS	2528.953	-40.94	-25	Pass	401
2529	2530	1	RMS	2529.993	-38.43	-13	Pass	401
2530	2534	1	RMS	2534	-30	-10	Pass	5
2534	2535	0.1	RMS	2535	-16.59	-10	Pass	401
2535	2540	0.1	RMS	2535.35	20.08	30	Pass	401



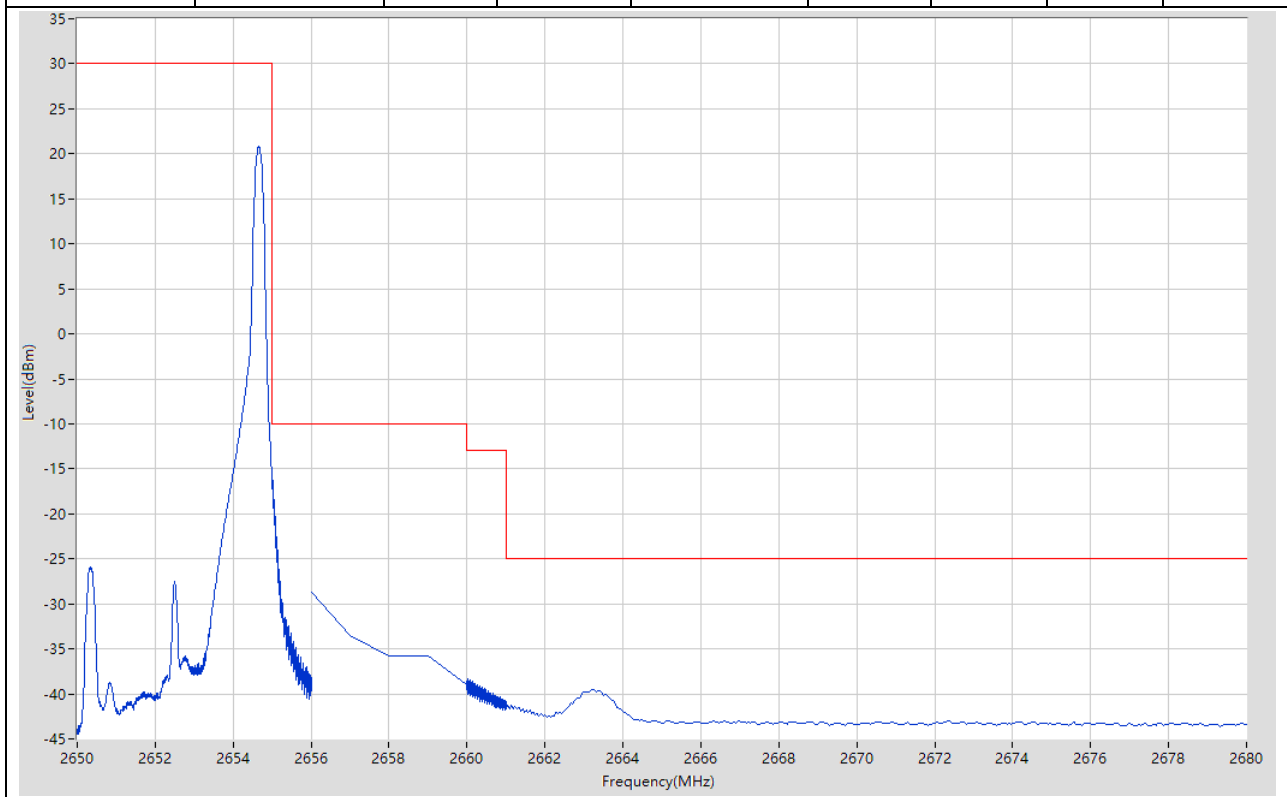
**15.4. LTE Band Edge\_Part22-24-27(NTNV)(Subtest:4, Channel:40065, Bandwidth:5, Modulation:Q16, RB Number: 25, RB Position:LOW)**

Start Frequency (MHz)	Stop Frequency (MHz)	RBW (MHz)	Detector	Frequency (MHz)	Power (dBm)	Limit (dBm)	Verdict	Sweep Point
2510	2529	1	RMS	2528.668	-39.36	-25	Pass	401
2529	2530	1	RMS	2529.958	-37.21	-13	Pass	401
2530	2534	1	RMS	2534	-26.88	-10	Pass	5
2534	2535	0.1	RMS	2534.993	-28.71	-10	Pass	401
2535	2540	0.1	RMS	2538.663	5.81	30	Pass	401



**15.5. LTE Band Edge\_Part22-24-27(NTNV)(Subtest:5, Channel:41215, Bandwidth:5, Modulation:QPSK, RB Number: 1, RB Position:HIGH)**

Start Frequency (MHz)	Stop Frequency (MHz)	RBW (MHz)	Detector	Frequency (MHz)	Power (dBm)	Limit (dBm)	Verdict	Sweep Point
2650	2655	0.1	RMS	2654.663	20.84	30	Pass	401
2655	2656	0.1	RMS	2655	-15.25	-10	Pass	401
2656	2660	1	RMS	2656	-28.77	-10	Pass	5
2660	2661	1	RMS	2660.018	-38.3	-13	Pass	401
2661	2680	1	RMS	2663.185	-39.58	-25	Pass	401



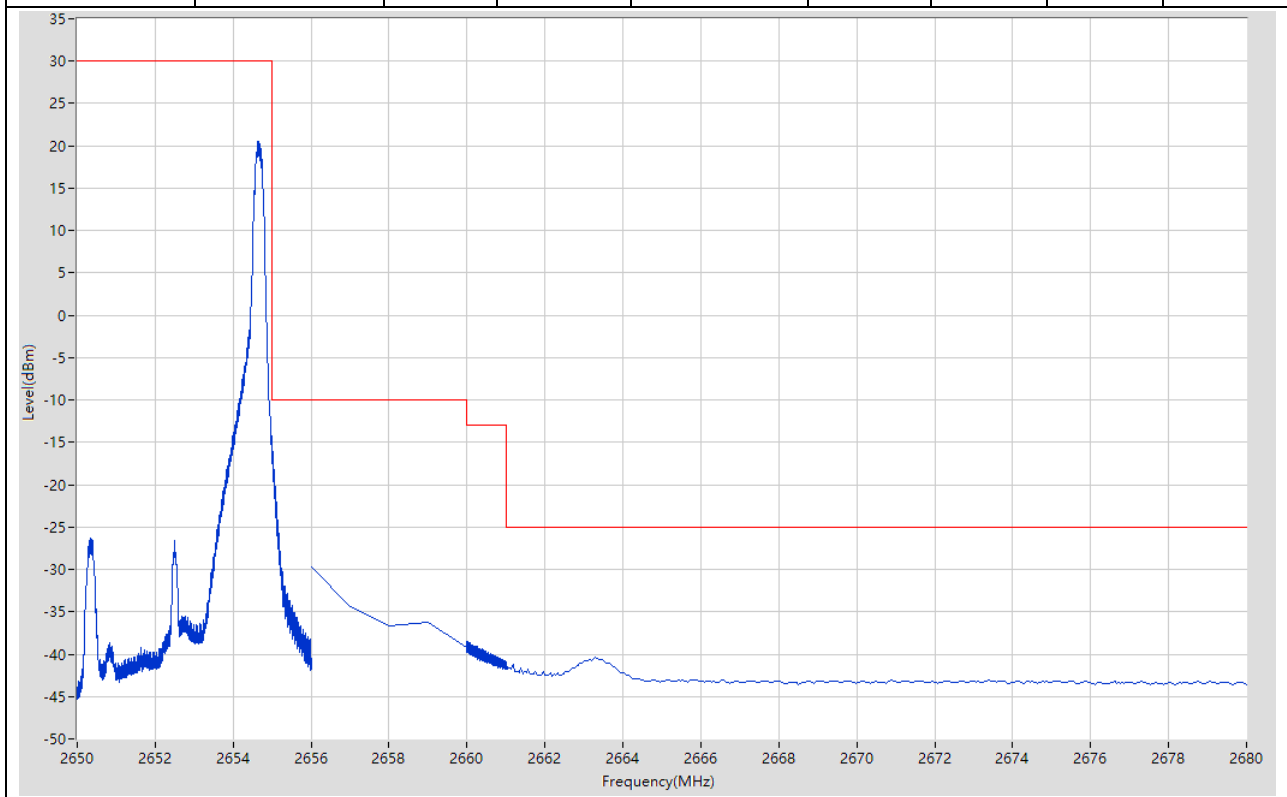
**15.6. LTE Band Edge\_Part22-24-27(NTNV)(Subtest:6, Channel:41215, Bandwidth:5, Modulation:QPSK, RB Number: 25, RB Position:HIGH)**

Start Frequency (MHz)	Stop Frequency (MHz)	RBW (MHz)	Detector	Frequency (MHz)	Power (dBm)	Limit (dBm)	Verdict	Sweep Point
2650	2655	0.1	RMS	2652.513	6.75	30	Pass	401
2655	2656	0.1	RMS	2655	-26.25	-10	Pass	401
2656	2660	1	RMS	2656	-21.33	-10	Pass	5
2660	2661	1	RMS	2660	-36.88	-13	Pass	2
2661	2680	1	RMS	2661	-38.36	-25	Pass	20



**15.7. LTE Band Edge\_Part22-24-27(NTNV)(Subtest:7, Channel:41215, Bandwidth:5, Modulation:Q16, RB Number: 1, RB Position:HIGH)**

Start Frequency (MHz)	Stop Frequency (MHz)	RBW (MHz)	Detector	Frequency (MHz)	Power (dBm)	Limit (dBm)	Verdict	Sweep Point
2650	2655	0.1	RMS	2654.638	20.52	30	Pass	401
2655	2656	0.1	RMS	2655	-15.35	-10	Pass	401
2656	2660	1	RMS	2656	-29.73	-10	Pass	5
2660	2661	1	RMS	2660.035	-38.46	-13	Pass	401
2661	2680	1	RMS	2663.28	-40.37	-25	Pass	401



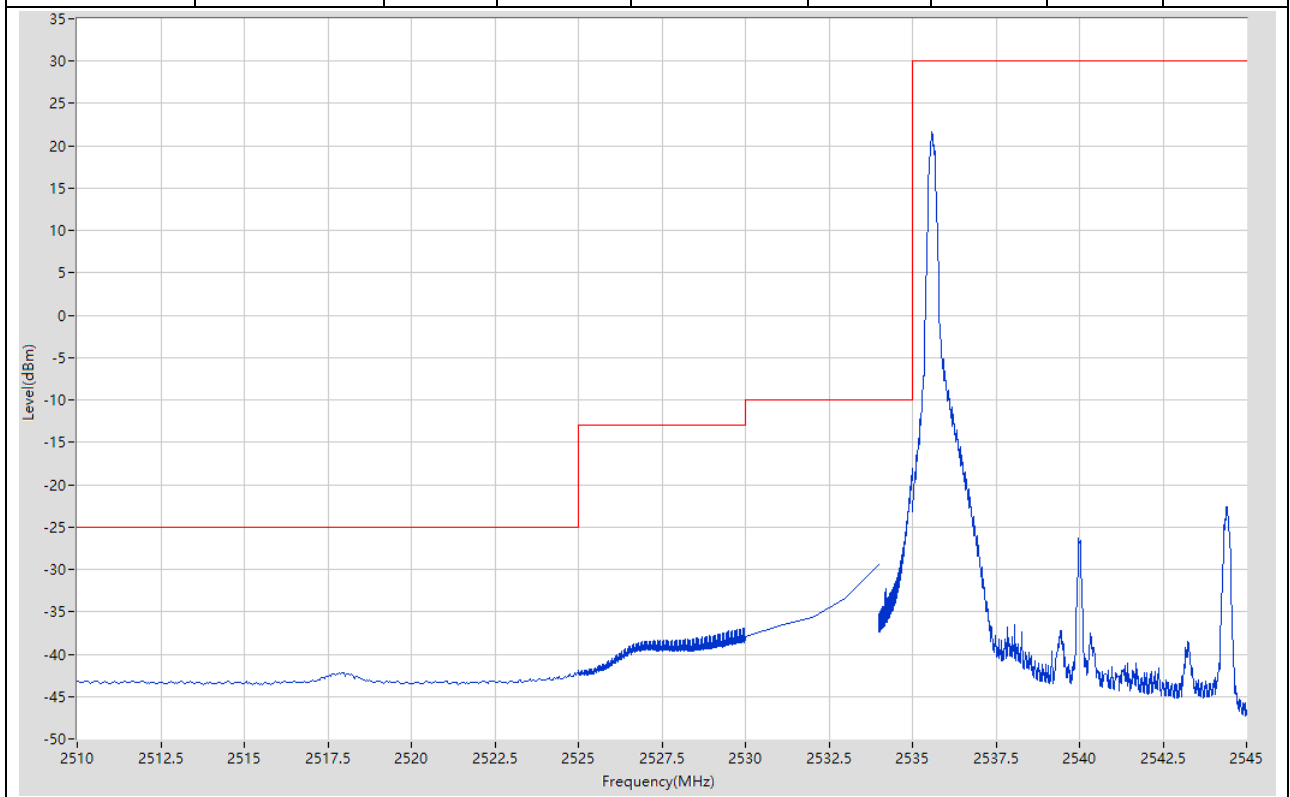
**15.8. LTE Band Edge\_Part22-24-27(NTNV)(Subtest:8, Channel:41215, Bandwidth:5, Modulation:Q16, RB Number: 25, RB Position:HIGH)**

Start Frequency (MHz)	Stop Frequency (MHz)	RBW (MHz)	Detector	Frequency (MHz)	Power (dBm)	Limit (dBm)	Verdict	Sweep Point
2650	2655	0.1	RMS	2654.013	5.69	30	Pass	401
2655	2656	0.1	RMS	2655.005	-28.06	-10	Pass	401
2656	2660	1	RMS	2656	-23.81	-10	Pass	5
2660	2661	1	RMS	2660	-37.38	-13	Pass	2
2661	2680	1	RMS	2661	-38.75	-25	Pass	20



**15.9. LTE Band Edge\_Part22-24-27(NTNV)(Subtest:9, Channel:40090, Bandwidth:10, Modulation:QPSK, RB Number: 1, RB Position:LOW)**

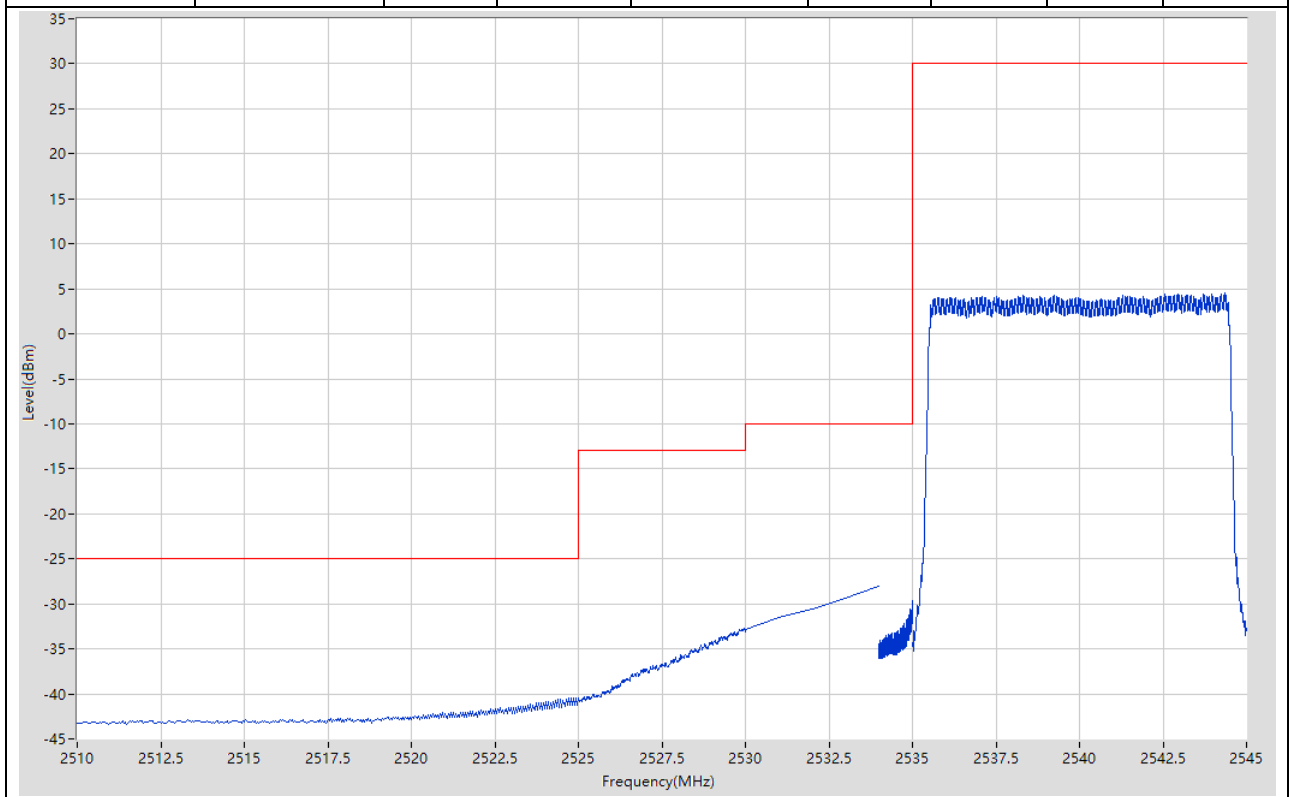
Start Frequency (MHz)	Stop Frequency (MHz)	RBW (MHz)	Detector	Frequency (MHz)	Power (dBm)	Limit (dBm)	Verdict	Sweep Point
2510	2525	1	RMS	2517.913	-42.15	-25	Pass	401
2525	2530	1	RMS	2529.963	-36.93	-13	Pass	401
2530	2534	1	RMS	2534	-29.37	-10	Pass	5
2534	2535	0.2	RMS	2535	-18.11	-10	Pass	401
2535	2545	0.1	RMS	2535.575	21.59	30	Pass	401





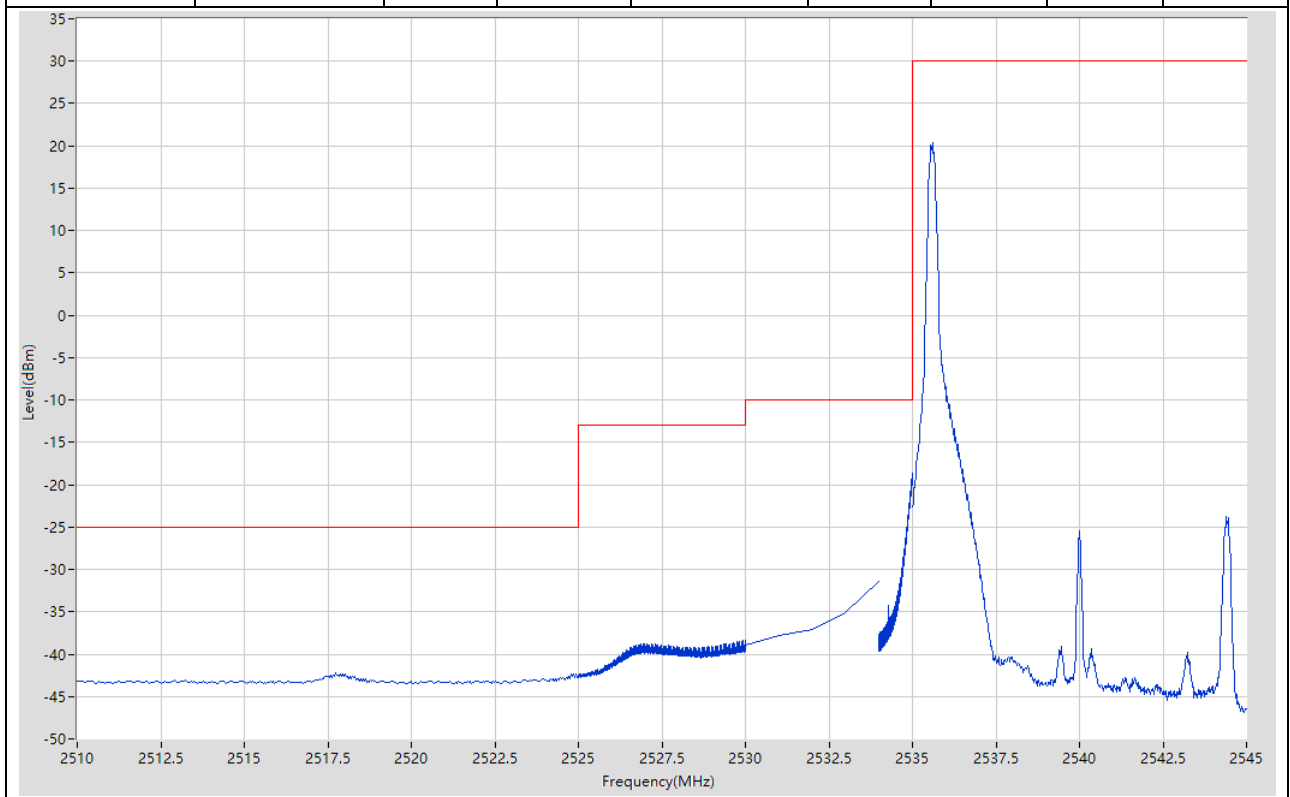
**15.10. LTE Band Edge\_Part22-24-27(NTNV)(Subtest:10, Channel:40090, Bandwidth:10, Modulation:QPSK, RB Number: 50, RB Position:LOW)**

Start Frequency (MHz)	Stop Frequency (MHz)	RBW (MHz)	Detector	Frequency (MHz)	Power (dBm)	Limit (dBm)	Verdict	Sweep Point
2510	2525	1	RMS	2524.85	-40.39	-25	Pass	401
2525	2530	1	RMS	2529.95	-32.7	-13	Pass	401
2530	2534	1	RMS	2534	-28.09	-10	Pass	5
2534	2535	0.2	RMS	2535	-29.7	-10	Pass	401
2535	2545	0.1	RMS	2544.35	4.5	30	Pass	401



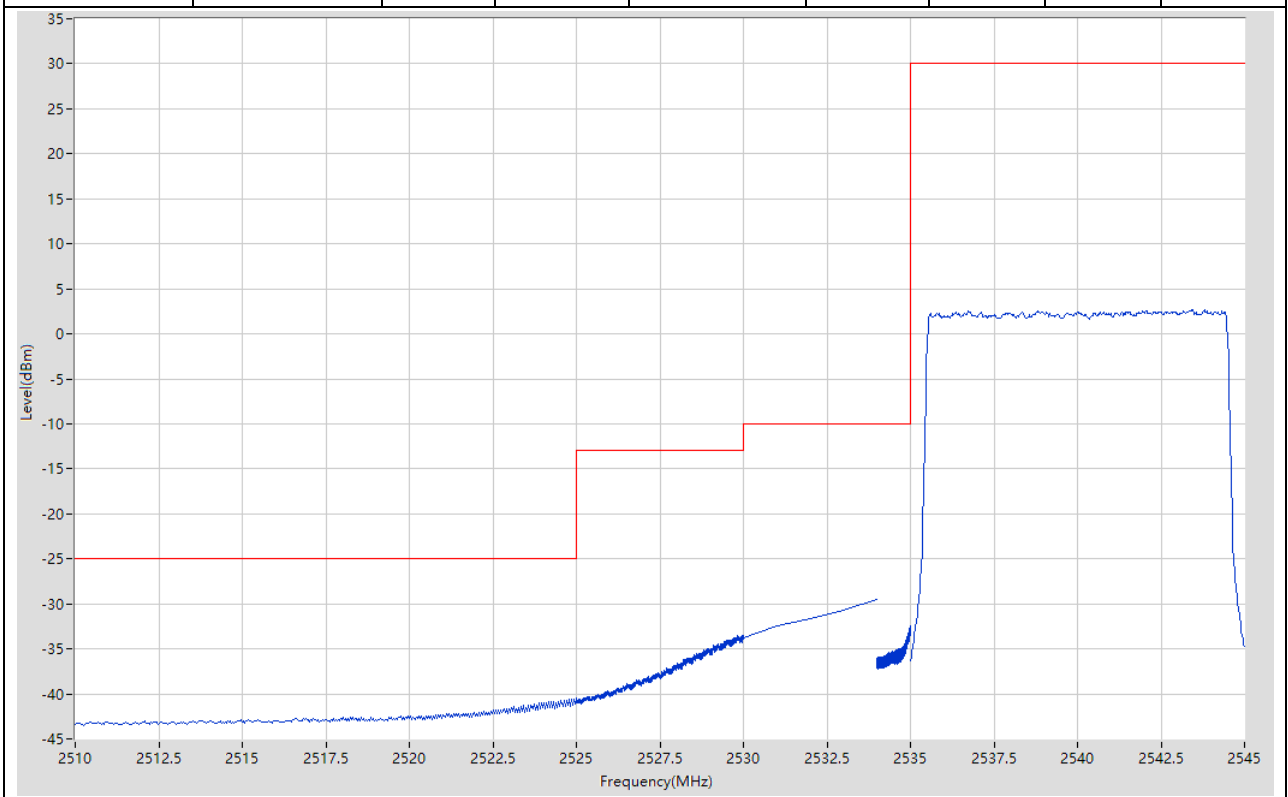
**15.11. LTE Band Edge\_Part22-24-27(NTNV)(Subtest:11, Channel:40090, Bandwidth:10, Modulation:Q16, RB Number: 1, RB Position:LOW)**

Start Frequency (MHz)	Stop Frequency (MHz)	RBW (MHz)	Detector	Frequency (MHz)	Power (dBm)	Limit (dBm)	Verdict	Sweep Point
2510	2525	1	RMS	2517.725	-42.21	-25	Pass	401
2525	2530	1	RMS	2529.988	-38.37	-13	Pass	401
2530	2534	1	RMS	2534	-31.38	-10	Pass	5
2534	2535	0.2	RMS	2535	-18.62	-10	Pass	401
2535	2545	0.1	RMS	2535.6	20.39	30	Pass	401



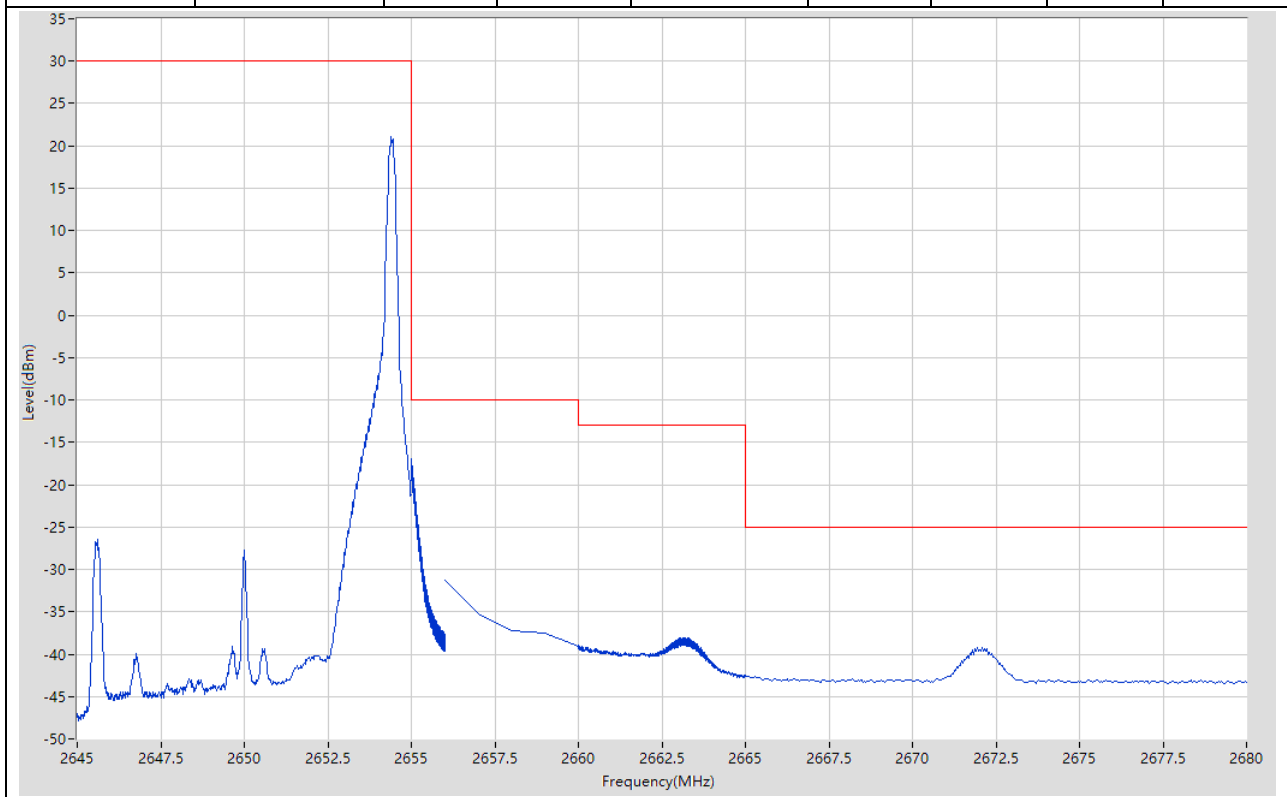
**15.12. LTE Band Edge\_Part22-24-27(NTNV)(Subtest:12, Channel:40090, Bandwidth:10, Modulation:Q16, RB Number: 50, RB Position:LOW)**

Start Frequency (MHz)	Stop Frequency (MHz)	RBW (MHz)	Detector	Frequency (MHz)	Power (dBm)	Limit (dBm)	Verdict	Sweep Point
2510	2525	1	RMS	2525	-40.52	-25	Pass	401
2525	2530	1	RMS	2529.813	-33.51	-13	Pass	401
2530	2534	1	RMS	2534	-29.56	-10	Pass	5
2534	2535	0.2	RMS	2534.998	-32.41	-10	Pass	401
2535	2545	0.1	RMS	2543.425	2.71	30	Pass	401



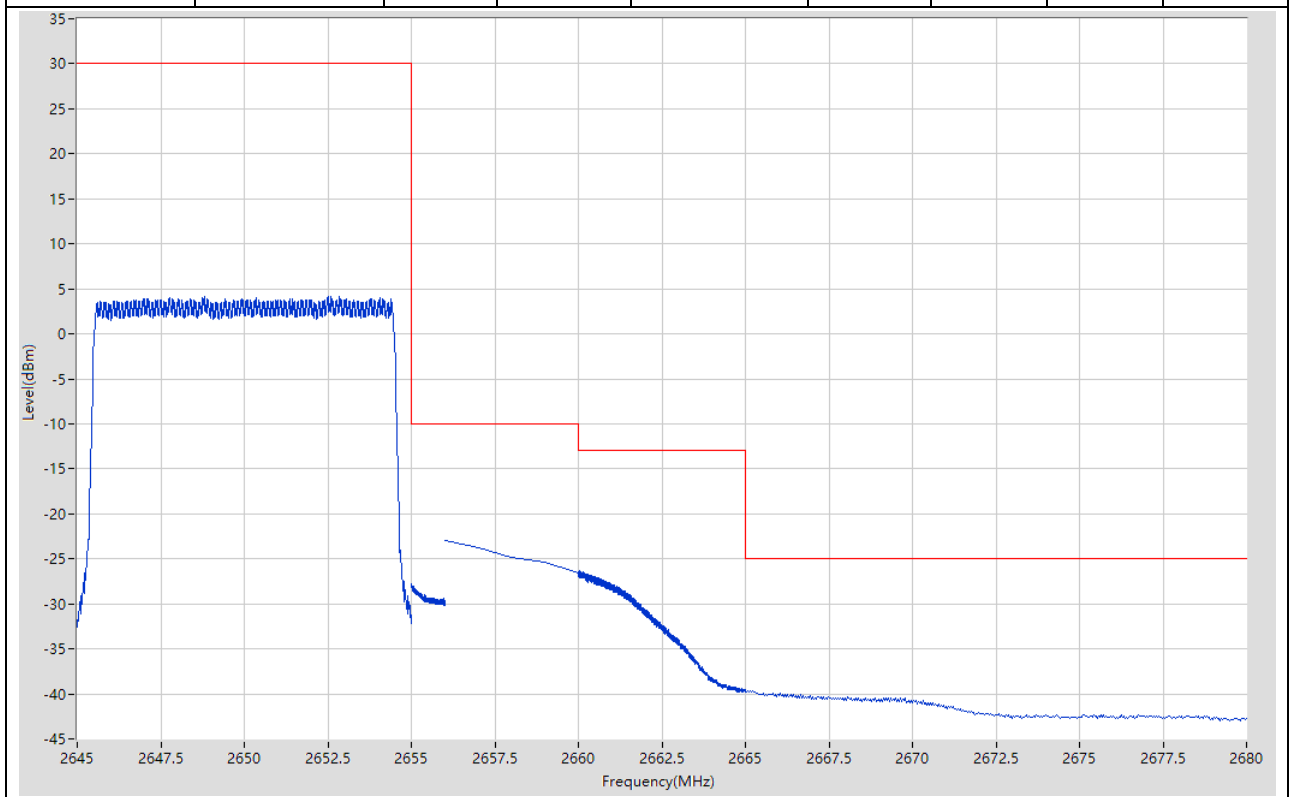
**15.13. LTE Band Edge\_Part22-24-27(NTNV)(Subtest:13, Channel:41190, Bandwidth:10, Modulation:QPSK, RB Number: 1, RB Position:HIGH)**

Start Frequency (MHz)	Stop Frequency (MHz)	RBW (MHz)	Detector	Frequency (MHz)	Power (dBm)	Limit (dBm)	Verdict	Sweep Point
2645	2655	0.1	RMS	2654.4	21.03	30	Pass	401
2655	2656	0.2	RMS	2655	-17	-10	Pass	401
2656	2660	1	RMS	2656	-31.26	-10	Pass	5
2660	2665	1	RMS	2663.213	-38.07	-13	Pass	401
2665	2680	1	RMS	2672.088	-39.15	-25	Pass	401



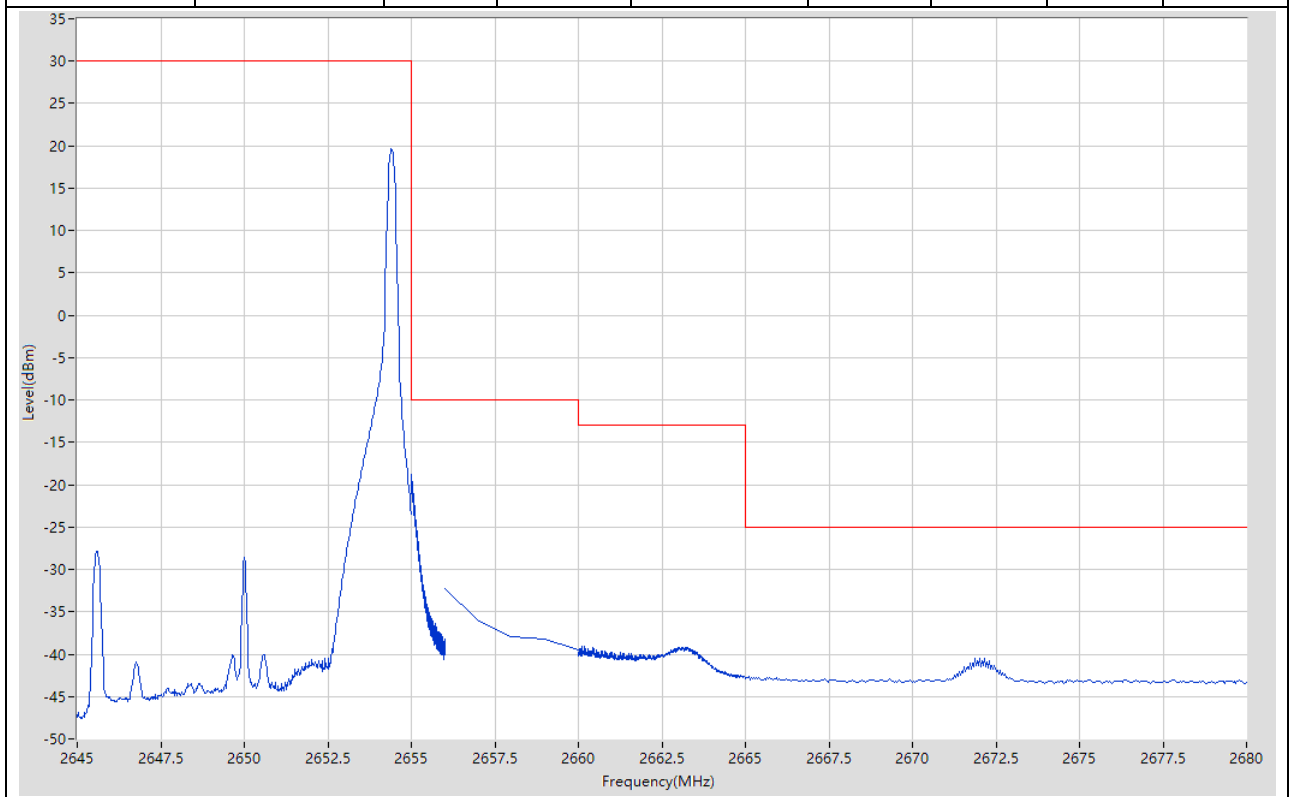
**15.14. LTE Band Edge\_Part22-24-27(NTNV)(Subtest:14, Channel:41190, Bandwidth:10, Modulation:QPSK, RB Number: 50, RB Position:HIGH)**

Start Frequency (MHz)	Stop Frequency (MHz)	RBW (MHz)	Detector	Frequency (MHz)	Power (dBm)	Limit (dBm)	Verdict	Sweep Point
2645	2655	0.1	RMS	2652.525	4.17	30	Pass	401
2655	2656	0.2	RMS	2655.018	-27.76	-10	Pass	401
2656	2660	1	RMS	2656	-22.97	-10	Pass	5
2660	2665	1	RMS	2660.038	-26.33	-13	Pass	401
2665	2680	1	RMS	2665.15	-39.65	-25	Pass	401



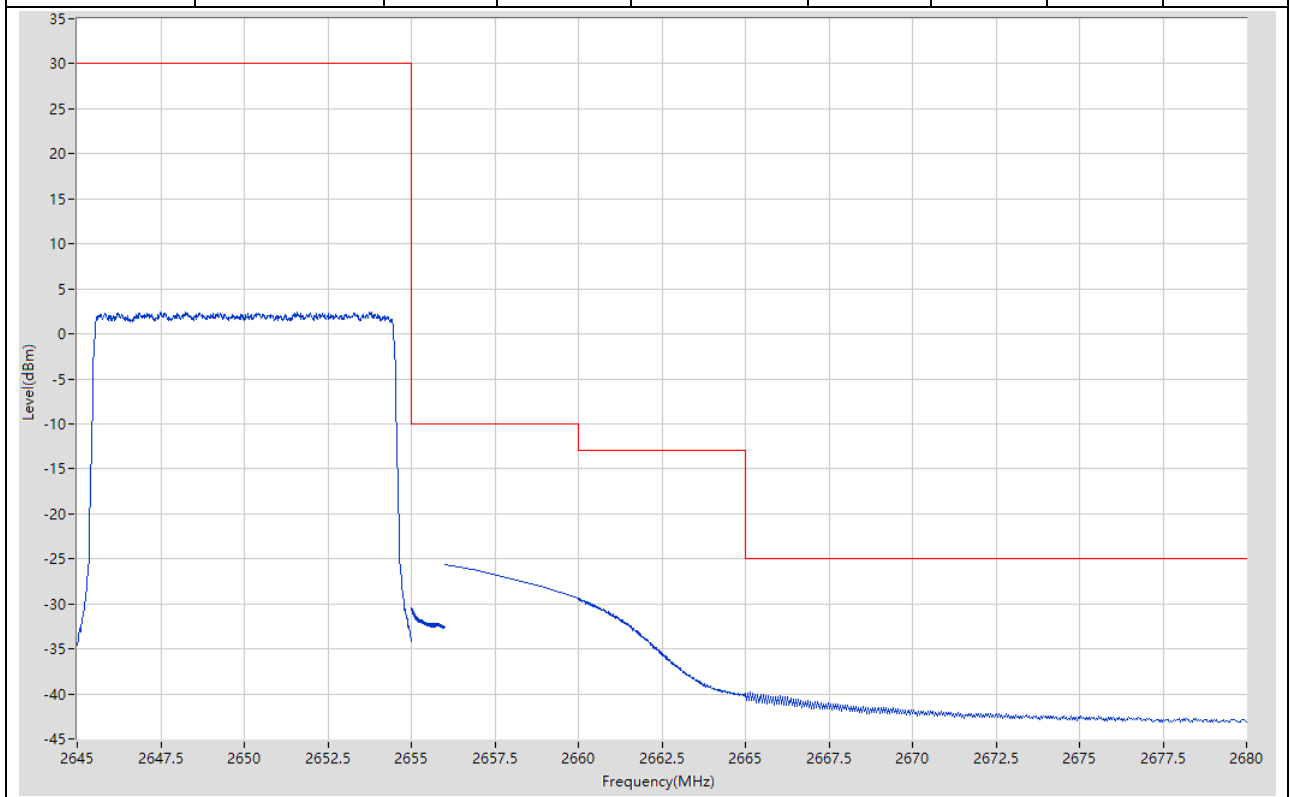
**15.15. LTE Band Edge\_Part22-24-27(NTNV)(Subtest:15, Channel:41190, Bandwidth:10, Modulation:Q16, RB Number: 1, RB Position:HIGH)**

Start Frequency (MHz)	Stop Frequency (MHz)	RBW (MHz)	Detector	Frequency (MHz)	Power (dBm)	Limit (dBm)	Verdict	Sweep Point
2645	2655	0.1	RMS	2654.4	19.62	30	Pass	401
2655	2656	0.2	RMS	2655	-18.84	-10	Pass	401
2656	2660	1	RMS	2656	-32.3	-10	Pass	5
2660	2665	1	RMS	2660.125	-39.07	-13	Pass	401
2665	2680	1	RMS	2672.163	-40.47	-25	Pass	401



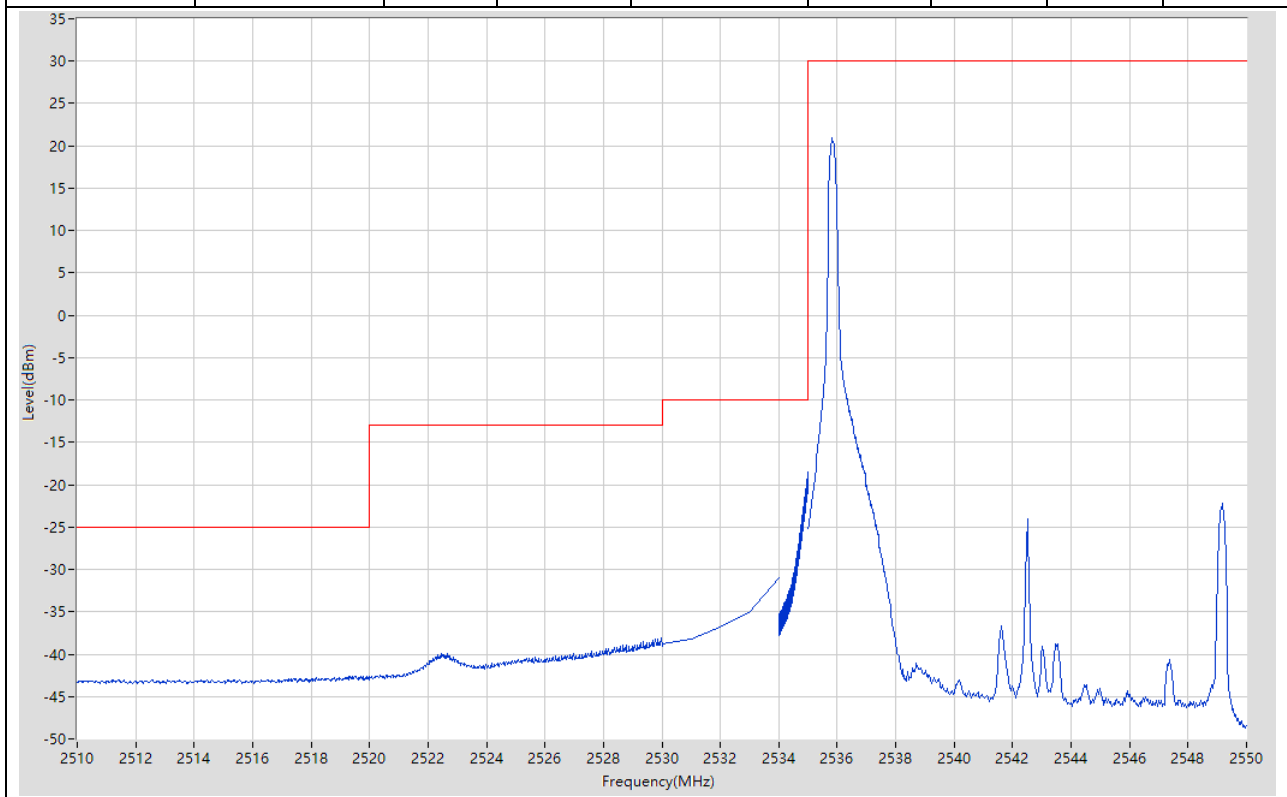
**15.16. LTE Band Edge\_Part22-24-27(NTNV)(Subtest:16, Channel:41190, Bandwidth:10, Modulation:Q16, RB Number: 50, RB Position:HIGH)**

Start Frequency (MHz)	Stop Frequency (MHz)	RBW (MHz)	Detector	Frequency (MHz)	Power (dBm)	Limit (dBm)	Verdict	Sweep Point
2645	2655	0.1	RMS	2653.825	2.45	30	Pass	401
2655	2656	0.2	RMS	2655.005	-30.49	-10	Pass	401
2656	2660	1	RMS	2656	-25.59	-10	Pass	5
2660	2665	1	RMS	2660.038	-29.42	-13	Pass	401
2665	2680	1	RMS	2665.15	-39.82	-25	Pass	401



**15.17. LTE Band Edge\_Part22-24-27(NTNV)(Subtest:17, Channel:40115, Bandwidth:15, Modulation:QPSK, RB Number: 1, RB Position:LOW)**

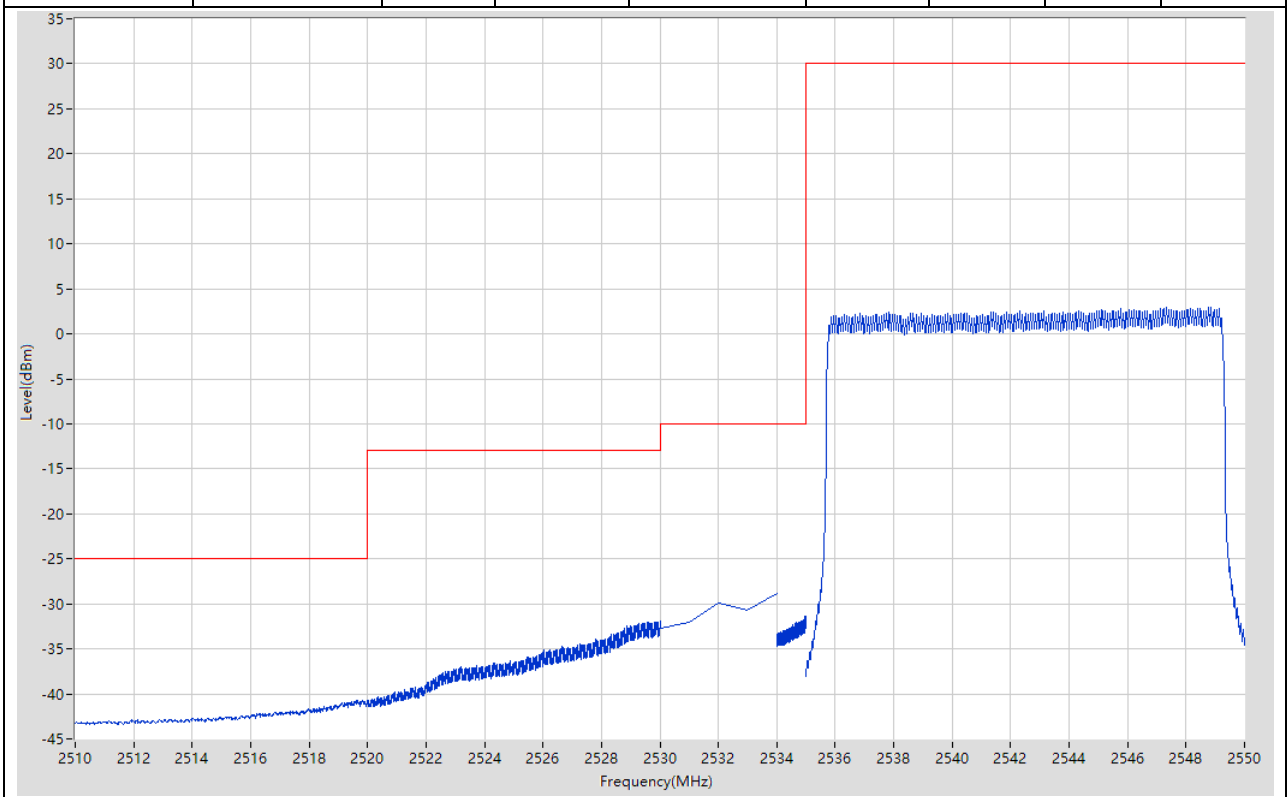
Start Frequency (MHz)	Stop Frequency (MHz)	RBW (MHz)	Detector	Frequency (MHz)	Power (dBm)	Limit (dBm)	Verdict	Sweep Point
2510	2520	1	RMS	2519.7	-42.55	-25	Pass	401
2520	2530	1	RMS	2529.975	-38.11	-13	Pass	401
2530	2534	1	RMS	2534	-30.94	-10	Pass	5
2534	2535	0.3	RMS	2534.998	-18.5	-10	Pass	401
2535	2550	0.1	RMS	2535.825	21.01	30	Pass	401





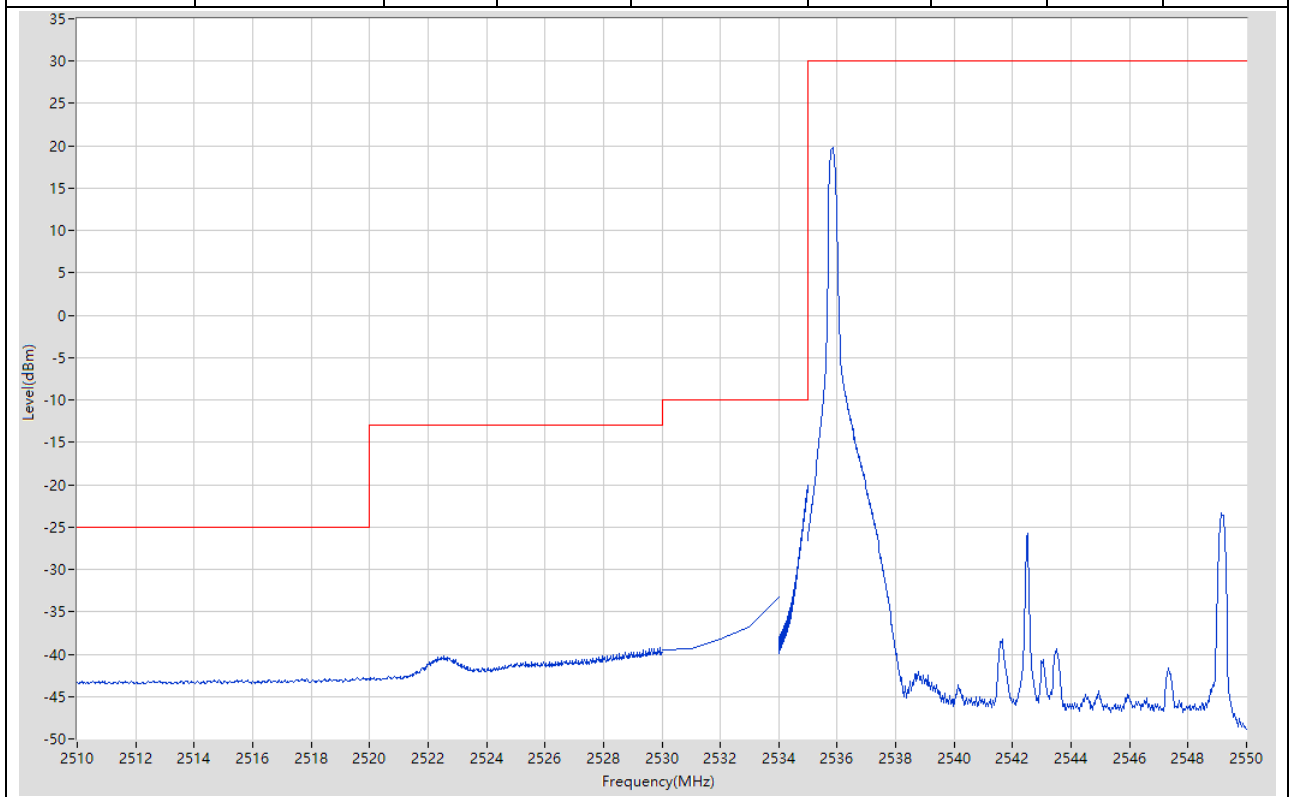
**15.18. LTE Band Edge\_Part22-24-27(NTNV)(Subtest:18, Channel:40115, Bandwidth:15, Modulation:QPSK, RB Number: 75, RB Position:LOW)**

Start Frequency (MHz)	Stop Frequency (MHz)	RBW (MHz)	Detector	Frequency (MHz)	Power (dBm)	Limit (dBm)	Verdict	Sweep Point
2510	2520	1	RMS	2519.675	-40.69	-25	Pass	401
2520	2530	1	RMS	2530	-31.9	-13	Pass	401
2530	2534	1	RMS	2534	-28.87	-10	Pass	5
2534	2535	0.3	RMS	2534.968	-31.33	-10	Pass	401
2535	2550	0.1	RMS	2548.838	3	30	Pass	401



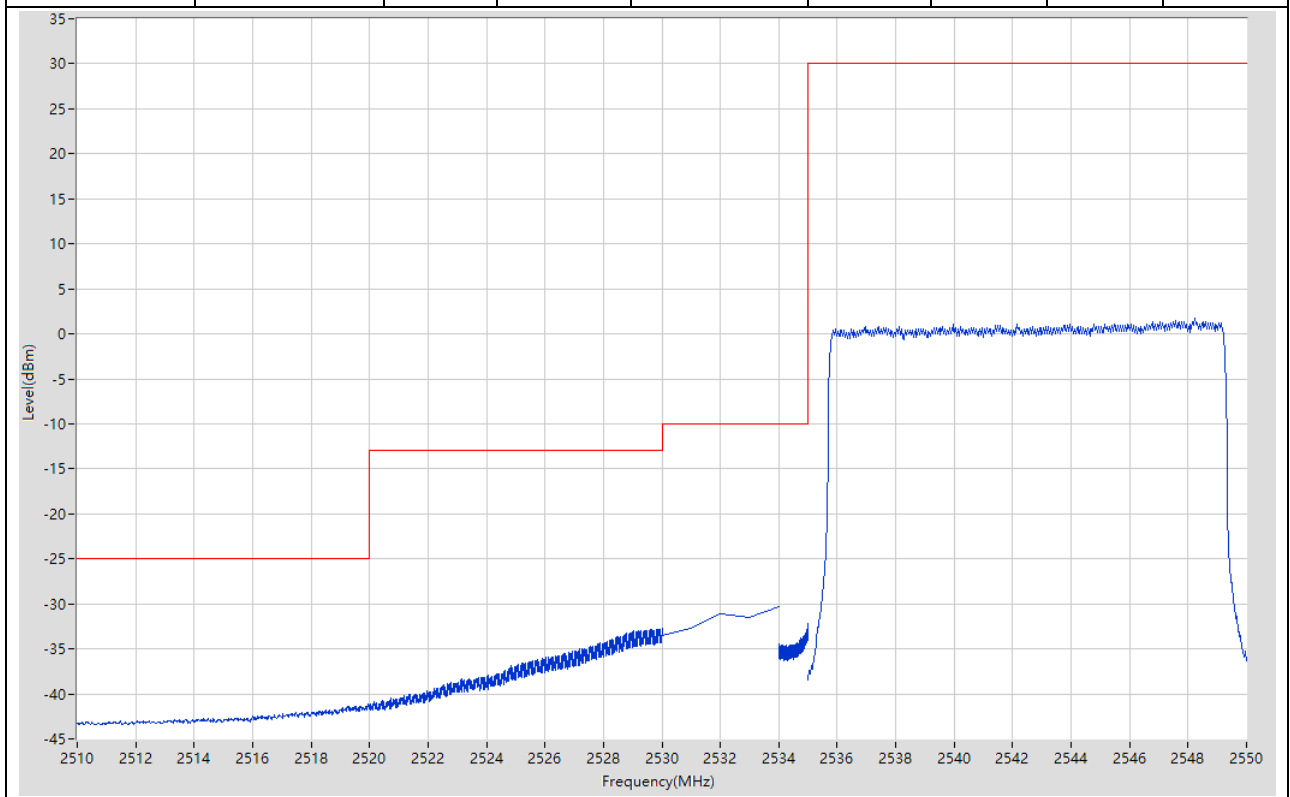
**15.19. LTE Band Edge\_Part22-24-27(NTNV)(Subtest:19, Channel:40115, Bandwidth:15, Modulation:Q16, RB Number: 1, RB Position:LOW)**

Start Frequency (MHz)	Stop Frequency (MHz)	RBW (MHz)	Detector	Frequency (MHz)	Power (dBm)	Limit (dBm)	Verdict	Sweep Point
2510	2520	1	RMS	2519.575	-42.78	-25	Pass	401
2520	2530	1	RMS	2529.95	-39.26	-13	Pass	401
2530	2534	1	RMS	2534	-33.25	-10	Pass	5
2534	2535	0.3	RMS	2534.993	-19.99	-10	Pass	401
2535	2550	0.1	RMS	2535.863	19.85	30	Pass	401



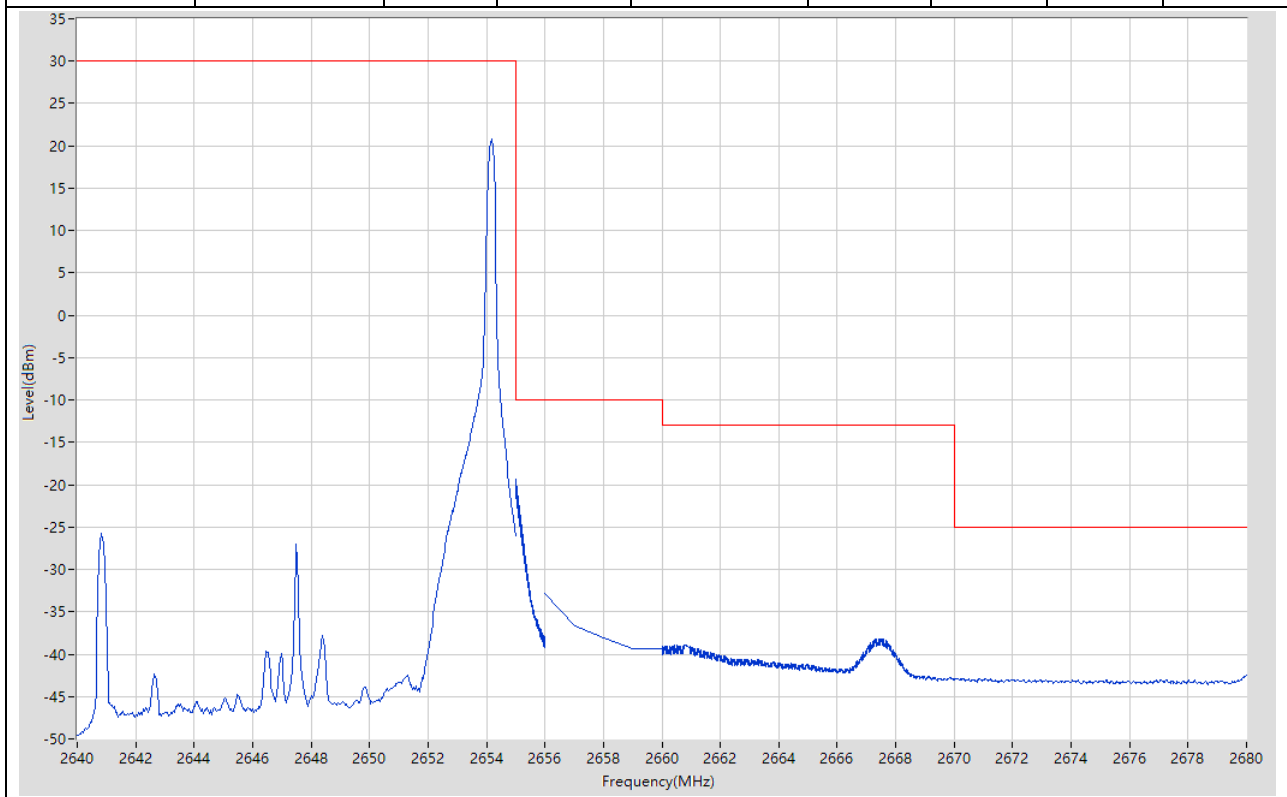
**15.20. LTE Band Edge\_Part22-24-27(NTNV)(Subtest:20, Channel:40115, Bandwidth:15, Modulation:Q16, RB Number: 75, RB Position:LOW)**

Start Frequency (MHz)	Stop Frequency (MHz)	RBW (MHz)	Detector	Frequency (MHz)	Power (dBm)	Limit (dBm)	Verdict	Sweep Point
2510	2520	1	RMS	2519.95	-41.16	-25	Pass	401
2520	2530	1	RMS	2530	-32.78	-13	Pass	401
2530	2534	1	RMS	2534	-30.26	-10	Pass	5
2534	2535	0.3	RMS	2534.998	-32.22	-10	Pass	401
2535	2550	0.1	RMS	2548.238	1.75	30	Pass	401



**15.21. LTE Band Edge\_Part22-24-27(NTNV)(Subtest:21, Channel:41165, Bandwidth:15, Modulation:QPSK, RB Number: 1, RB Position:HIGH)**

Start Frequency (MHz)	Stop Frequency (MHz)	RBW (MHz)	Detector	Frequency (MHz)	Power (dBm)	Limit (dBm)	Verdict	Sweep Point
2640	2655	0.1	RMS	2654.175	20.84	30	Pass	401
2655	2656	0.3	RMS	2655.003	-19.35	-10	Pass	401
2656	2660	1	RMS	2656	-32.89	-10	Pass	5
2660	2670	1	RMS	2667.45	-38.15	-13	Pass	401
2670	2680	1	RMS	2680	-42.55	-25	Pass	401



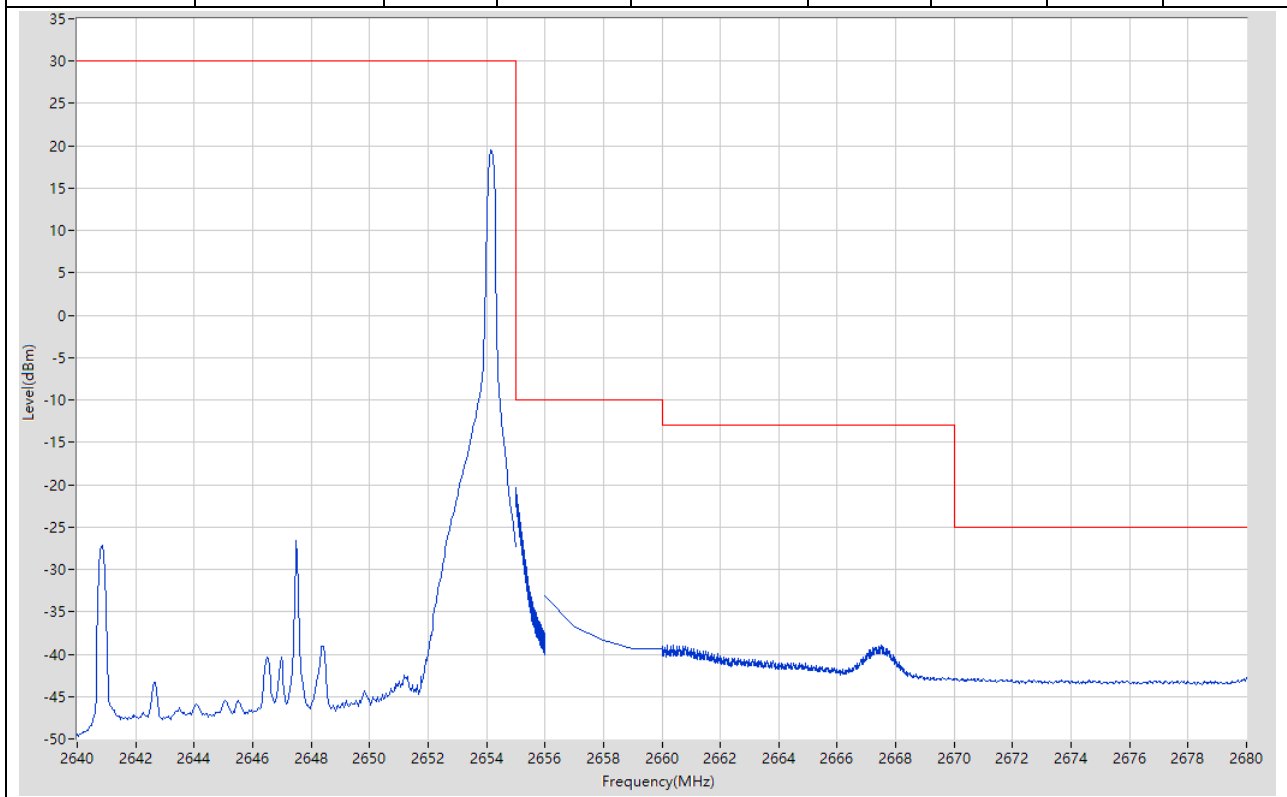
**15.22. LTE Band Edge\_Part22-24-27(NTNV)(Subtest:22, Channel:41165, Bandwidth:15, Modulation:QPSK, RB Number: 75, RB Position:HIGH)**

Start Frequency (MHz)	Stop Frequency (MHz)	RBW (MHz)	Detector	Frequency (MHz)	Power (dBm)	Limit (dBm)	Verdict	Sweep Point
2640	2655	0.1	RMS	2653.763	2.5	30	Pass	401
2655	2656	0.3	RMS	2655.003	-26.76	-10	Pass	401
2656	2660	1	RMS	2656	-22.87	-10	Pass	5
2660	2670	1	RMS	2660.85	-25.12	-13	Pass	401
2670	2680	1	RMS	2670.35	-39.37	-25	Pass	401



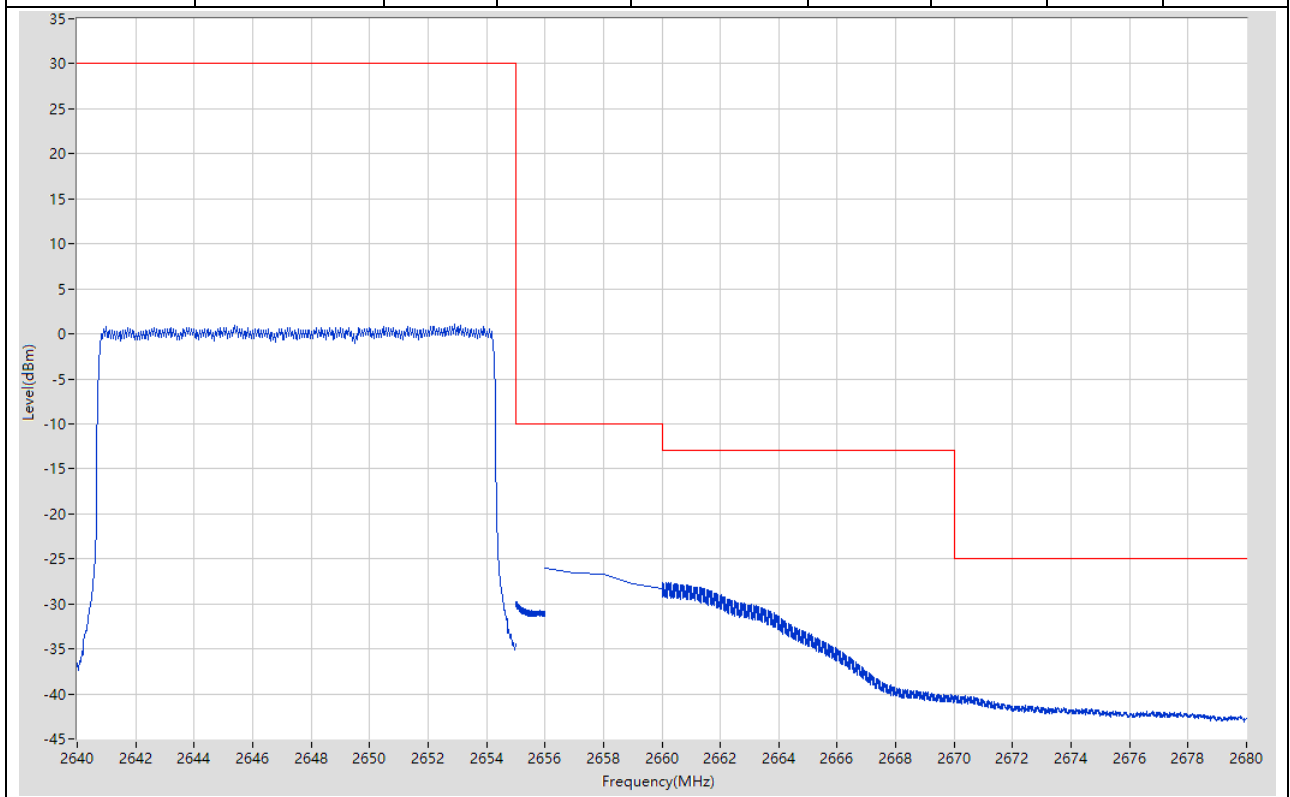
**15.23. LTE Band Edge\_Part22-24-27(NTNV)(Subtest:23, Channel:41165, Bandwidth:15, Modulation:Q16, RB Number: 1, RB Position:HIGH)**

Start Frequency (MHz)	Stop Frequency (MHz)	RBW (MHz)	Detector	Frequency (MHz)	Power (dBm)	Limit (dBm)	Verdict	Sweep Point
2640	2655	0.1	RMS	2654.138	19.5	30	Pass	401
2655	2656	0.3	RMS	2655.005	-20.28	-10	Pass	401
2656	2660	1	RMS	2656	-33.15	-10	Pass	5
2660	2670	1	RMS	2660.2	-38.98	-13	Pass	401
2670	2680	1	RMS	2680	-42.82	-25	Pass	401



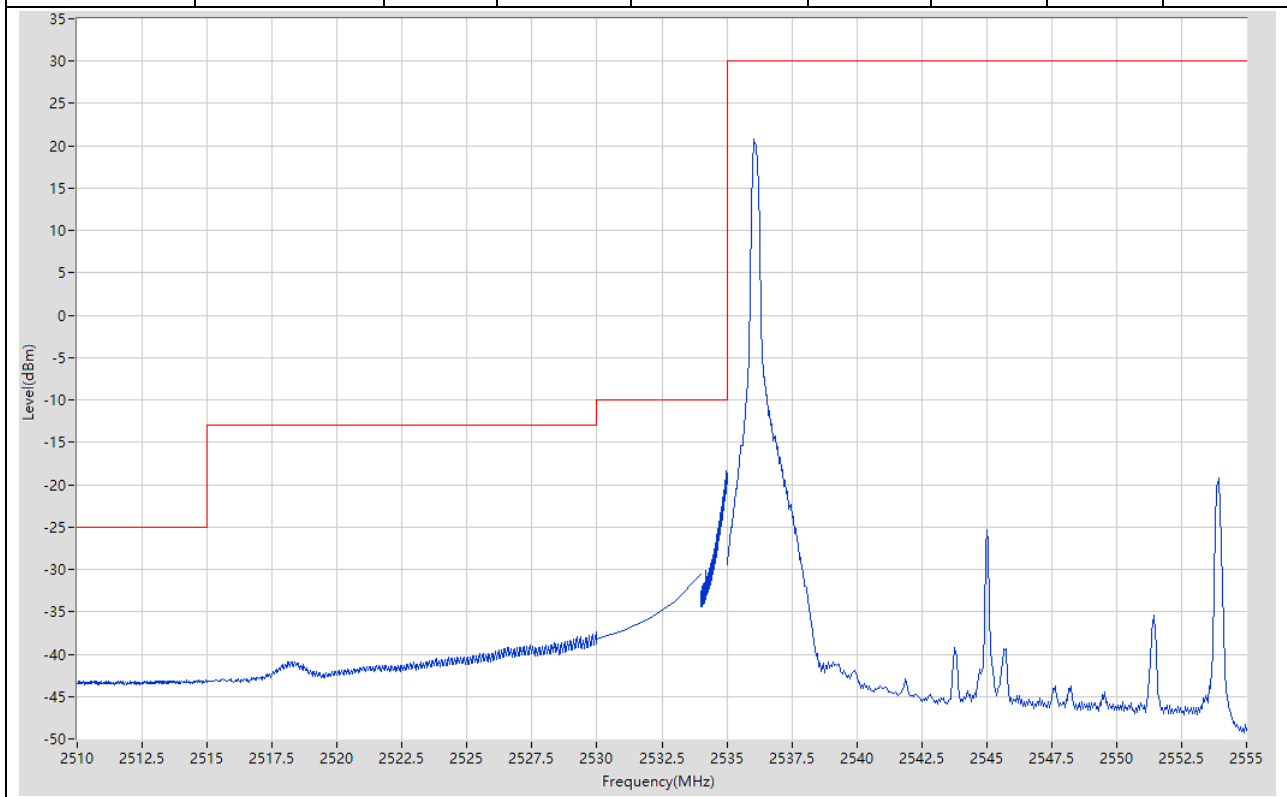
**15.24. LTE Band Edge\_Part22-24-27(NTNV)(Subtest:24, Channel:41165, Bandwidth:15, Modulation:Q16, RB Number: 75, RB Position:HIGH)**

Start Frequency (MHz)	Stop Frequency (MHz)	RBW (MHz)	Detector	Frequency (MHz)	Power (dBm)	Limit (dBm)	Verdict	Sweep Point
2640	2655	0.1	RMS	2652.9	1.05	30	Pass	401
2655	2656	0.3	RMS	2655.008	-29.72	-10	Pass	401
2656	2660	1	RMS	2656	-26.03	-10	Pass	5
2660	2670	1	RMS	2660.025	-27.63	-13	Pass	401
2670	2680	1	RMS	2670.05	-40.22	-25	Pass	401



**15.25. LTE Band Edge\_Part22-24-27(NTNV)(Subtest:25, Channel:40140, Bandwidth:20, Modulation:QPSK, RB Number: 1, RB Position:LOW)**

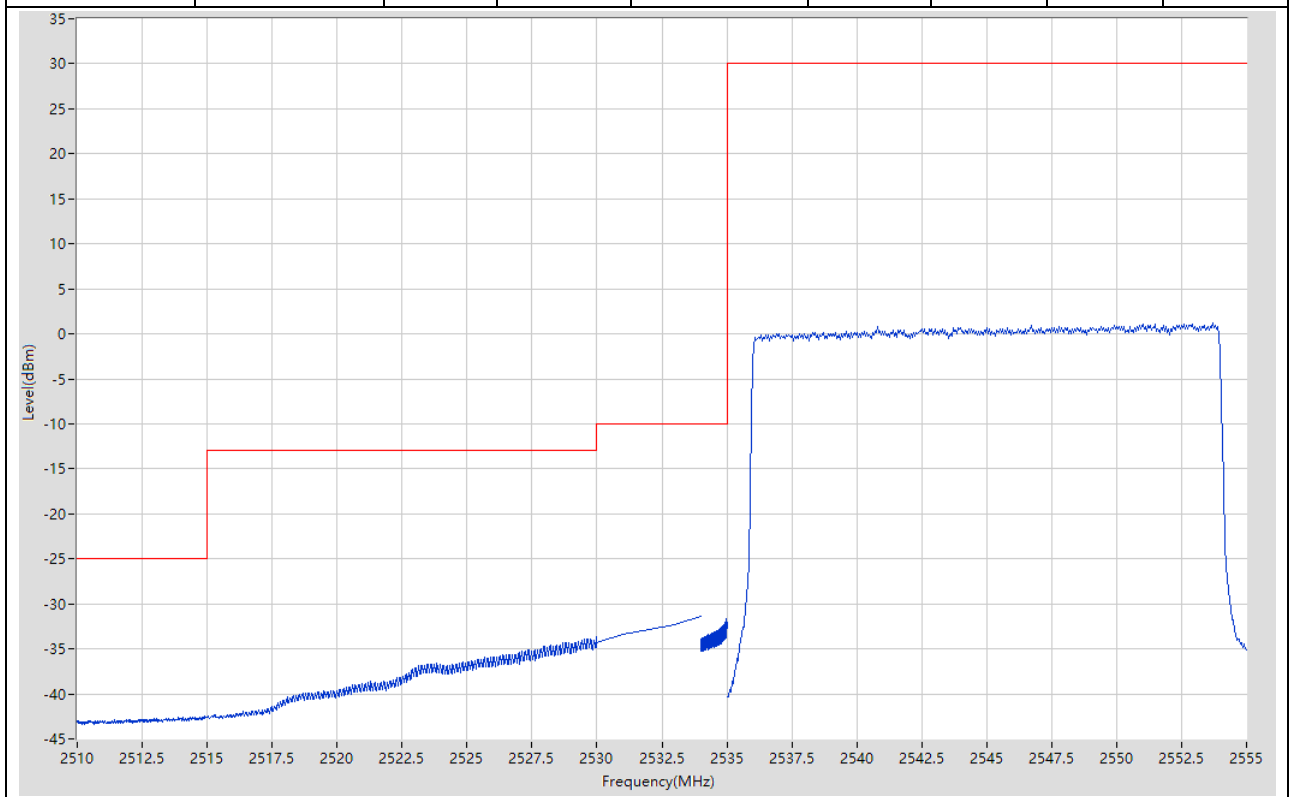
Start Frequency (MHz)	Stop Frequency (MHz)	RBW (MHz)	Detector	Frequency (MHz)	Power (dBm)	Limit (dBm)	Verdict	Sweep Point
2510	2515	1	RMS	2514.213	-43.08	-25	Pass	401
2515	2530	1	RMS	2530	-37.41	-13	Pass	401
2530	2534	1	RMS	2534	-30.63	-10	Pass	5
2534	2535	0.51	RMS	2534.995	-18.37	-10	Pass	401
2535	2555	0.1	RMS	2536.05	20.83	30	Pass	401





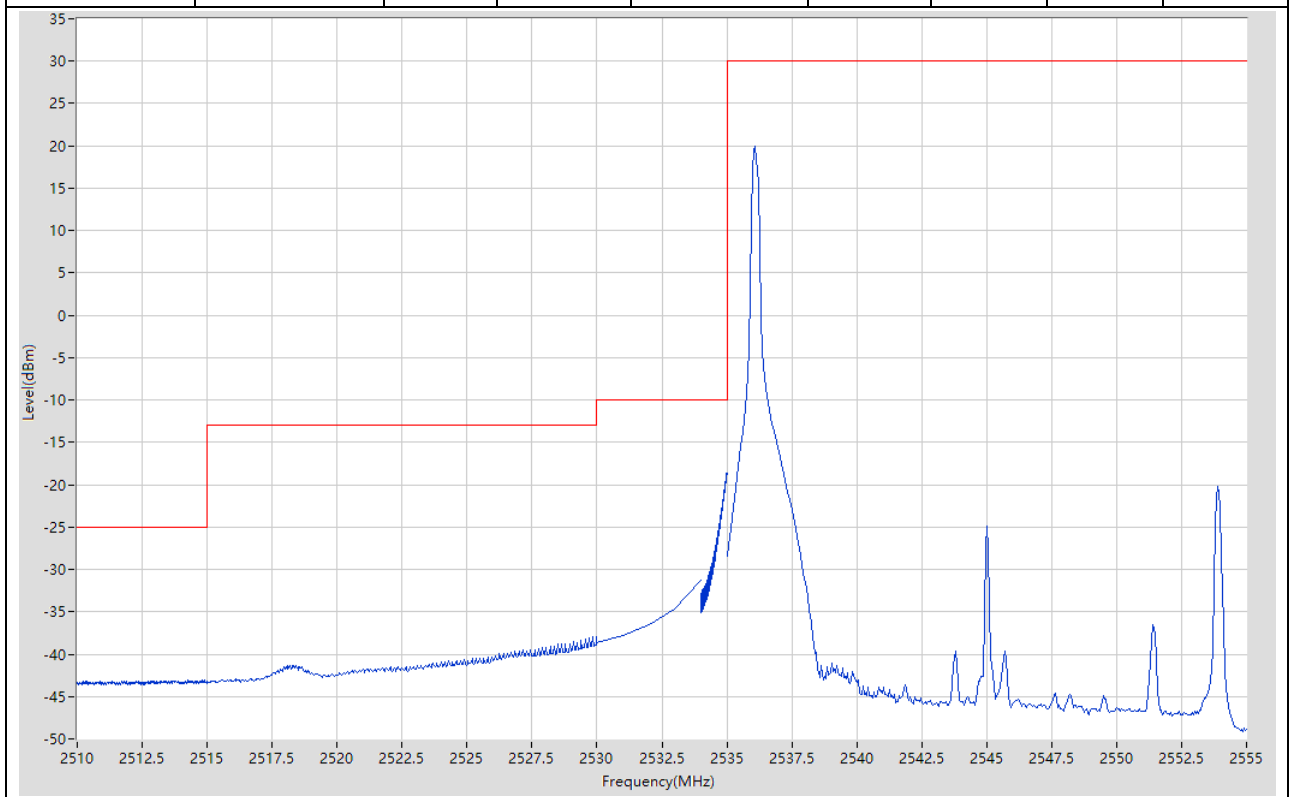
**15.26. LTE Band Edge\_Part22-24-27(NTNV)(Subtest:26, Channel:40140, Bandwidth:20, Modulation:QPSK, RB Number: 100, RB Position:LOW)**

Start Frequency (MHz)	Stop Frequency (MHz)	RBW (MHz)	Detector	Frequency (MHz)	Power (dBm)	Limit (dBm)	Verdict	Sweep Point
2510	2515	1	RMS	2514.925	-42.5	-25	Pass	401
2515	2530	1	RMS	2529.963	-33.68	-13	Pass	401
2530	2534	1	RMS	2534	-31.43	-10	Pass	5
2534	2535	0.51	RMS	2534.99	-31.7	-10	Pass	401
2535	2555	0.1	RMS	2553.7	1.21	30	Pass	401



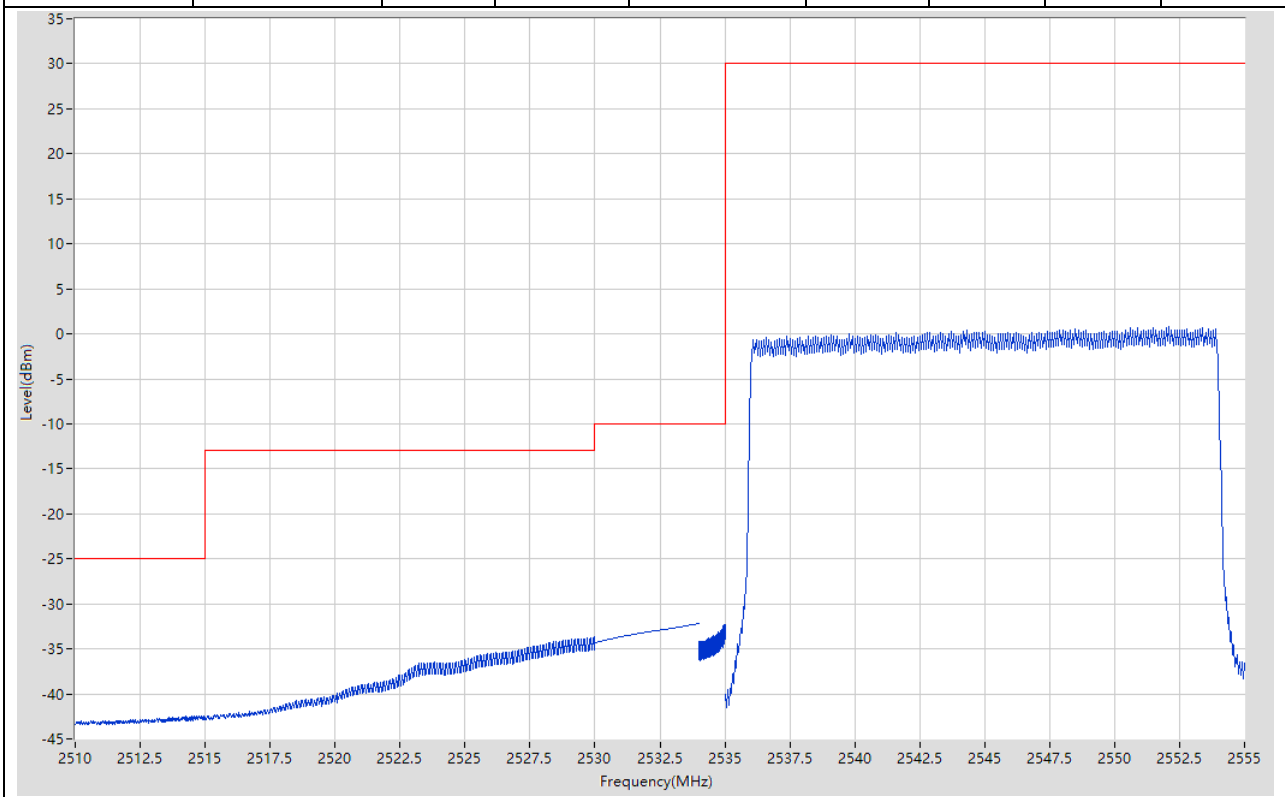
**15.27. LTE Band Edge\_Part22-24-27(NTNV)(Subtest:27, Channel:40140, Bandwidth:20, Modulation:Q16, RB Number: 1, RB Position:LOW)**

Start Frequency (MHz)	Stop Frequency (MHz)	RBW (MHz)	Detector	Frequency (MHz)	Power (dBm)	Limit (dBm)	Verdict	Sweep Point
2510	2515	1	RMS	2514.913	-43.1	-25	Pass	401
2515	2530	1	RMS	2530	-37.9	-13	Pass	401
2530	2534	1	RMS	2534	-31.26	-10	Pass	5
2534	2535	0.51	RMS	2534.993	-18.63	-10	Pass	401
2535	2555	0.1	RMS	2536.1	19.97	30	Pass	401



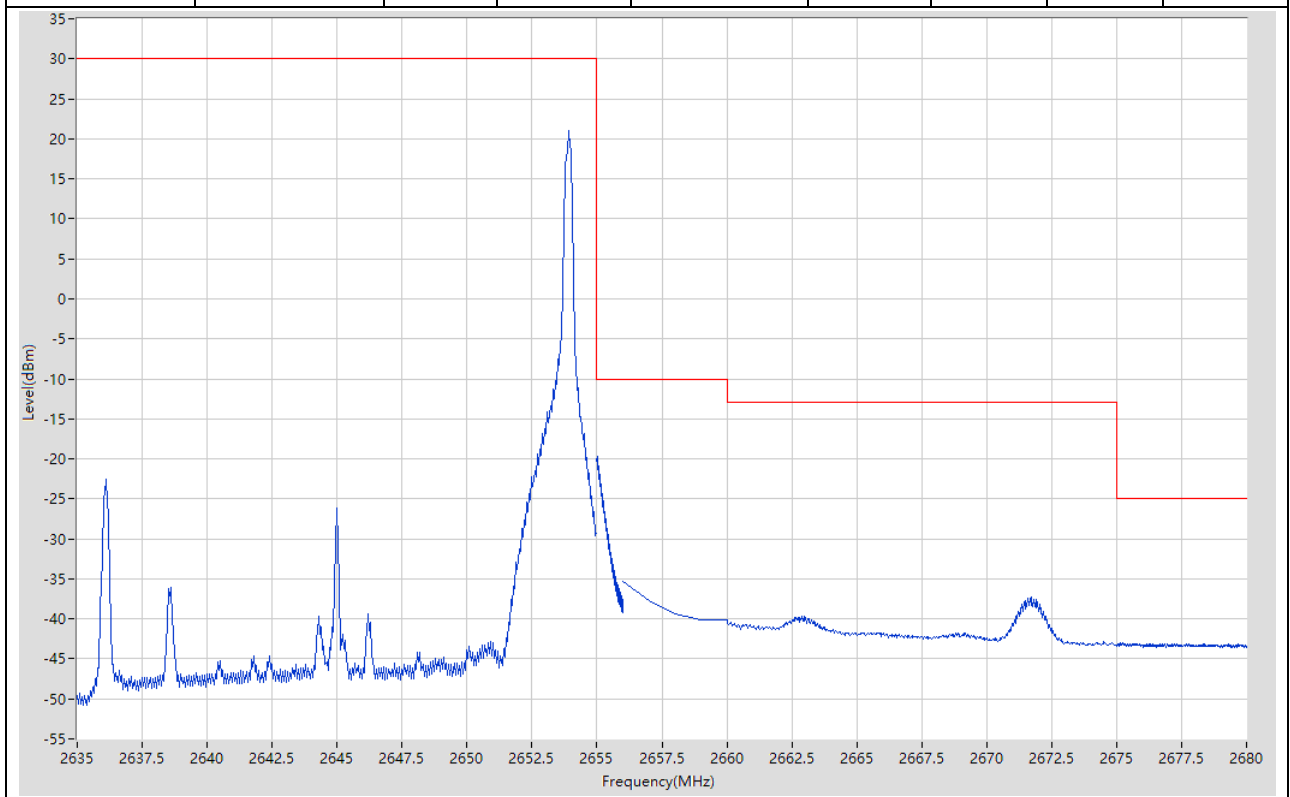
**15.28. LTE Band Edge\_Part22-24-27(NTNV)(Subtest:28, Channel:40140, Bandwidth:20, Modulation:Q16, RB Number: 100, RB Position:LOW)**

Start Frequency (MHz)	Stop Frequency (MHz)	RBW (MHz)	Detector	Frequency (MHz)	Power (dBm)	Limit (dBm)	Verdict	Sweep Point
2510	2515	1	RMS	2514.75	-42.4	-25	Pass	401
2515	2530	1	RMS	2530	-33.6	-13	Pass	401
2530	2534	1	RMS	2534	-32.21	-10	Pass	5
2534	2535	0.51	RMS	2534.993	-32.26	-10	Pass	401
2535	2555	0.1	RMS	2552.1	0.76	30	Pass	401



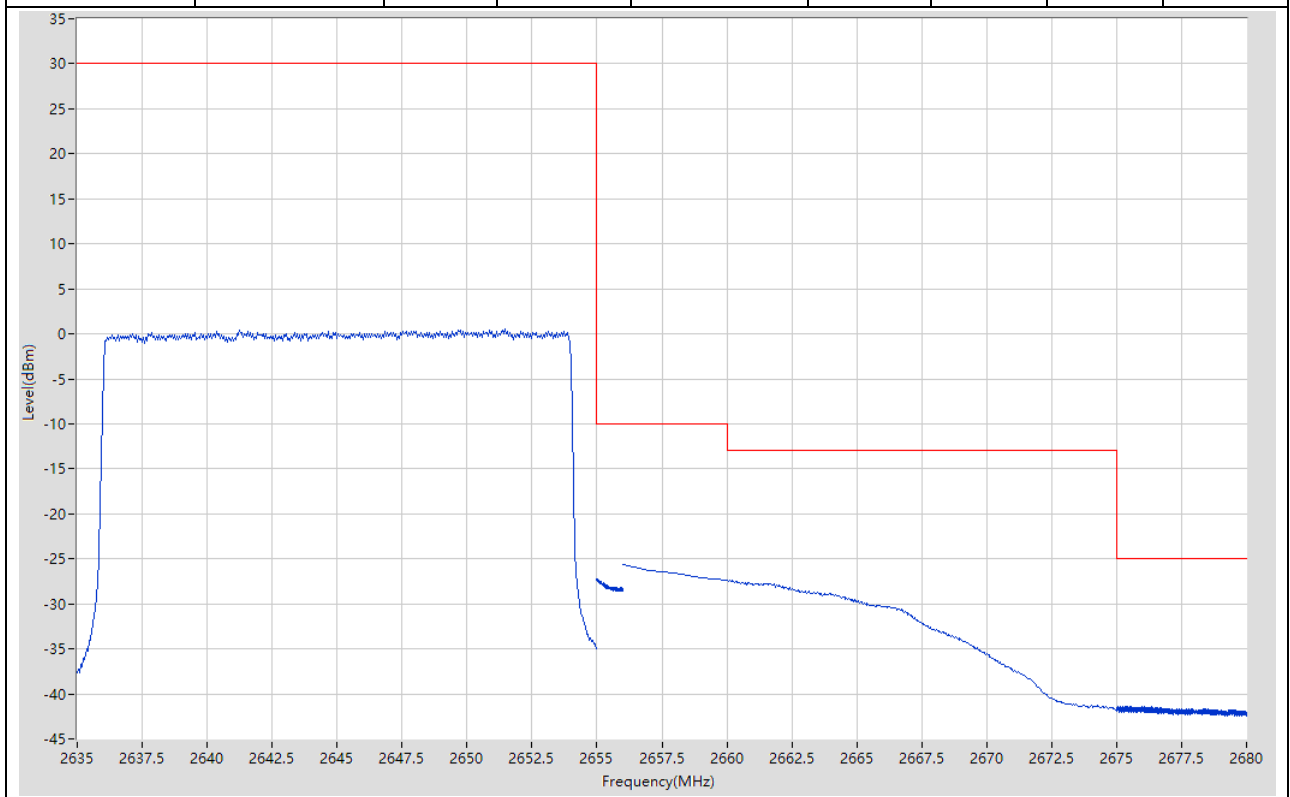
**15.29. LTE Band Edge\_Part22-24-27(NTNV)(Subtest:29, Channel:41140, Bandwidth:20, Modulation:QPSK, RB Number: 1, RB Position:HIGH)**

Start Frequency (MHz)	Stop Frequency (MHz)	RBW (MHz)	Detector	Frequency (MHz)	Power (dBm)	Limit (dBm)	Verdict	Sweep Point
2635	2655	0.1	RMS	2653.9	21.06	30	Pass	401
2655	2656	0.51	RMS	2655.008	-19.76	-10	Pass	401
2656	2660	1	RMS	2656	-35.3	-10	Pass	5
2660	2675	1	RMS	2671.738	-37.34	-13	Pass	401
2675	2680	1	RMS	2675.25	-43.01	-25	Pass	401



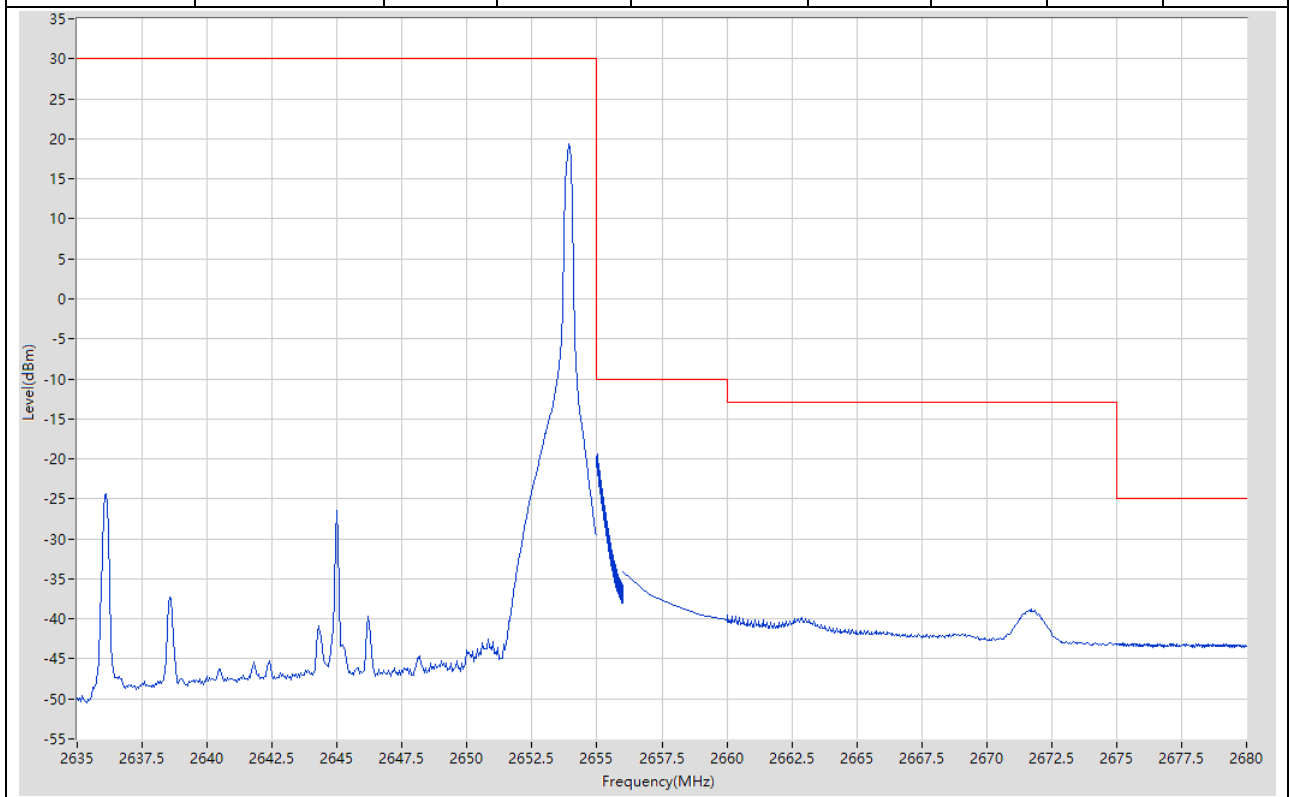
**15.30. LTE Band Edge\_Part22-24-27(NTNV)(Subtest:30, Channel:41140, Bandwidth:20, Modulation:QPSK, RB Number: 100, RB Position:HIGH)**

Start Frequency (MHz)	Stop Frequency (MHz)	RBW (MHz)	Detector	Frequency (MHz)	Power (dBm)	Limit (dBm)	Verdict	Sweep Point
2635	2655	0.1	RMS	2651.45	0.57	30	Pass	401
2655	2656	0.51	RMS	2655.023	-27.25	-10	Pass	401
2656	2660	1	RMS	2656	-25.61	-10	Pass	5
2660	2675	1	RMS	2660.038	-27.32	-13	Pass	401
2675	2680	1	RMS	2675.413	-41.37	-25	Pass	401



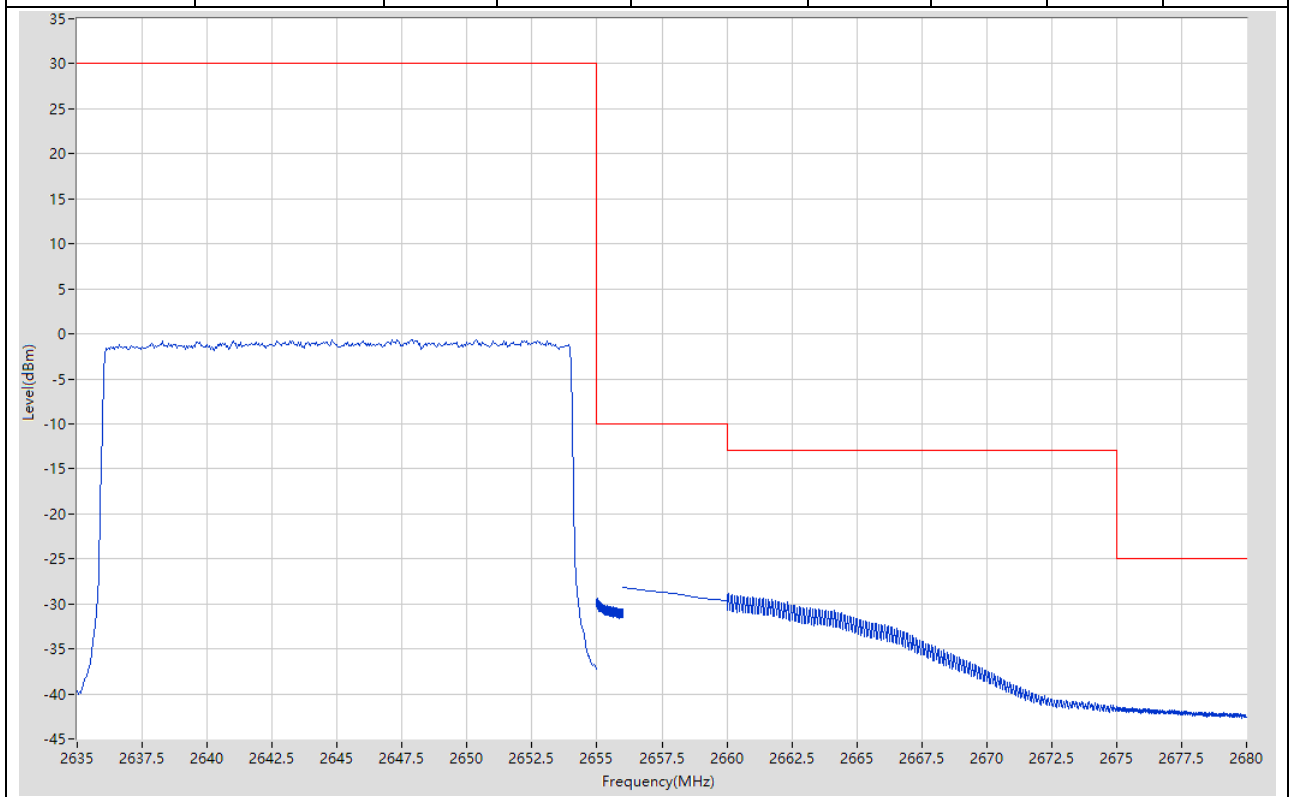
**15.31. LTE Band Edge\_Part22-24-27(NTNV)(Subtest:31, Channel:41140, Bandwidth:20, Modulation:Q16, RB Number: 1, RB Position:HIGH)**

Start Frequency (MHz)	Stop Frequency (MHz)	RBW (MHz)	Detector	Frequency (MHz)	Power (dBm)	Limit (dBm)	Verdict	Sweep Point
2635	2655	0.1	RMS	2653.9	19.4	30	Pass	401
2655	2656	0.51	RMS	2655.008	-19.37	-10	Pass	401
2656	2660	1	RMS	2656	-34.16	-10	Pass	5
2660	2675	1	RMS	2671.7	-38.84	-13	Pass	401
2675	2680	1	RMS	2675.238	-43.05	-25	Pass	401



**15.32. LTE Band Edge\_Part22-24-27(NTNV)(Subtest:32, Channel:41140, Bandwidth:20, Modulation:Q16, RB Number: 100, RB Position:HIGH)**

Start Frequency (MHz)	Stop Frequency (MHz)	RBW (MHz)	Detector	Frequency (MHz)	Power (dBm)	Limit (dBm)	Verdict	Sweep Point
2635	2655	0.1	RMS	2647.85	-0.66	30	Pass	401
2655	2656	0.51	RMS	2655.005	-29.35	-10	Pass	401
2656	2660	1	RMS	2656	-28.12	-10	Pass	5
2660	2675	1	RMS	2660.075	-28.88	-13	Pass	401
2675	2680	1	RMS	2675.15	-41.52	-25	Pass	401



--BLANK BELOW--