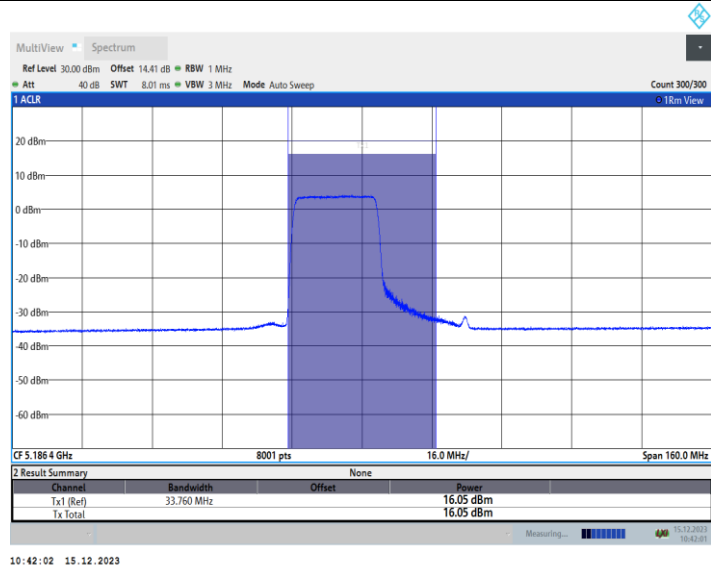
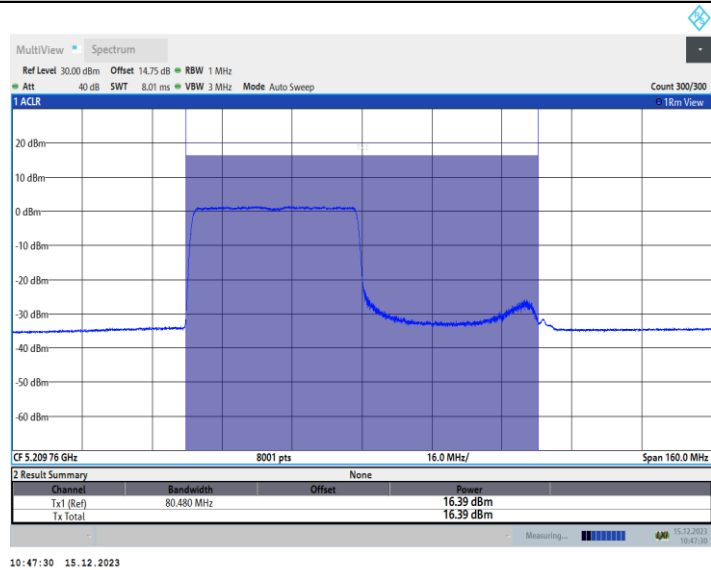


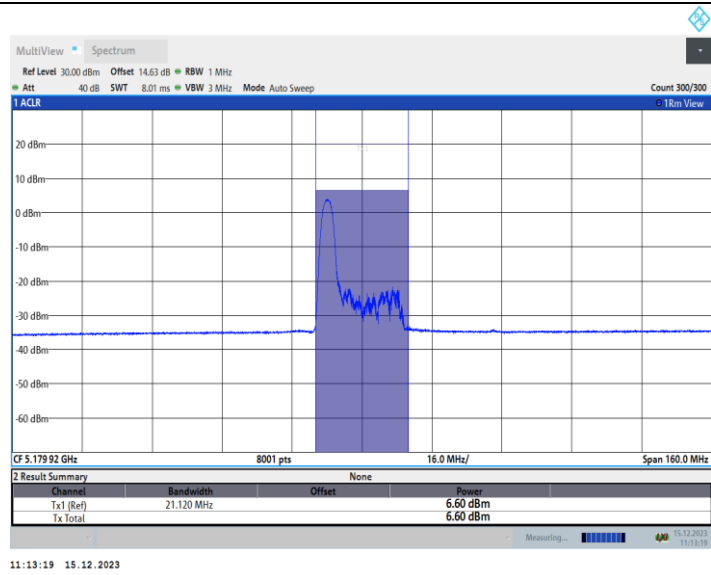
11AX80MIMO_Ant1_5210_242Tone_RU64



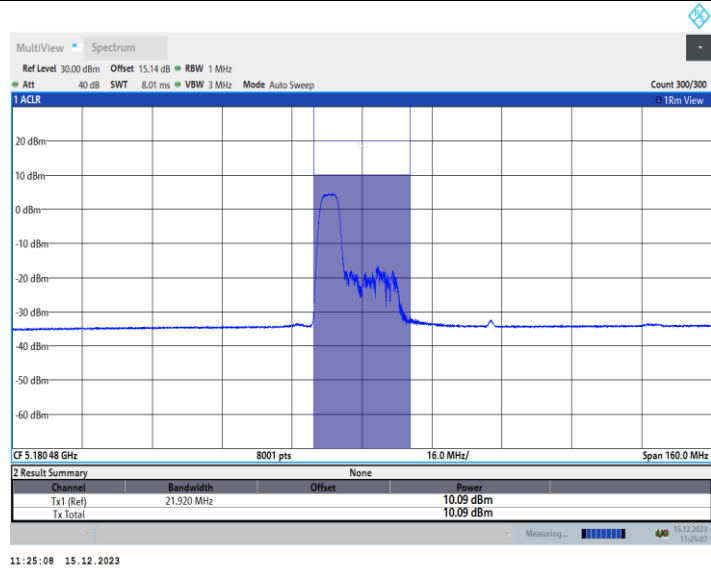
11AX80MIMO_Ant1_5210_484Tone_RU65



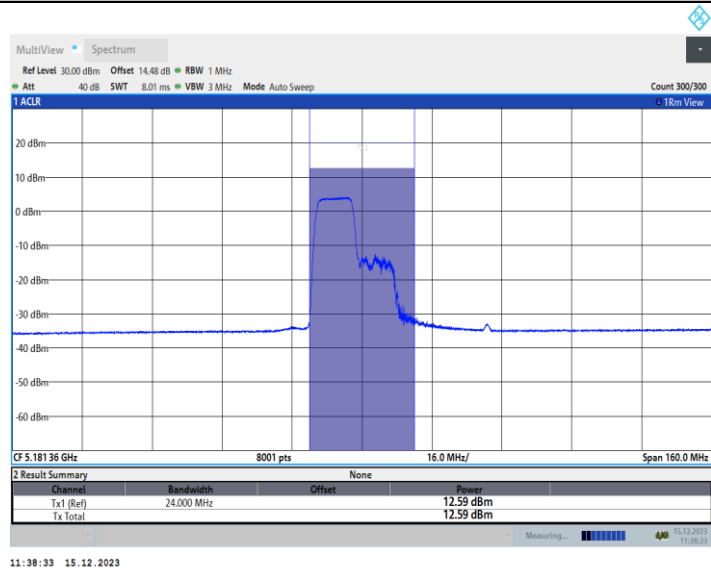
11AX80MIMO_Ant2_5210_26Tone_RU0



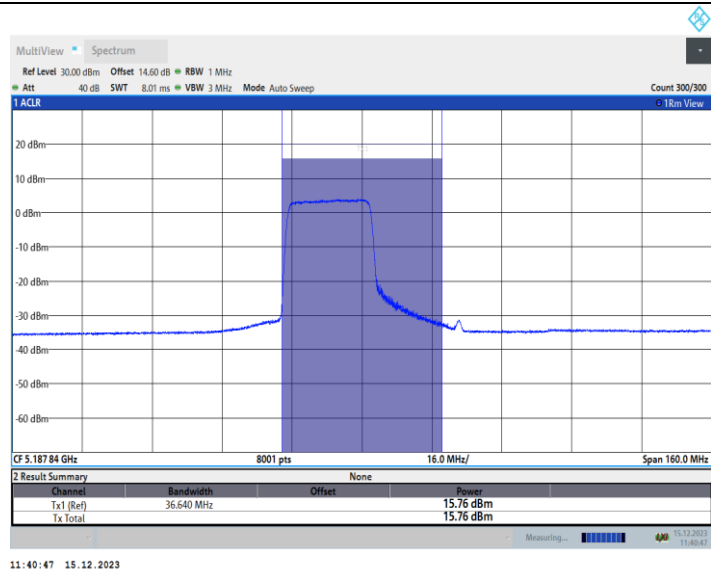
11AX80MIMO_Ant2_5210_52Tone_RU37



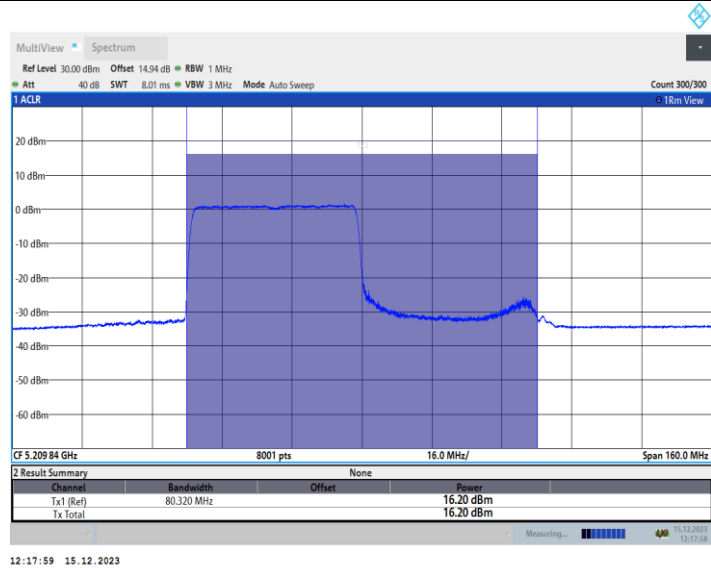
11AX80MIMO_Ant2_5210_106Tone_RU53



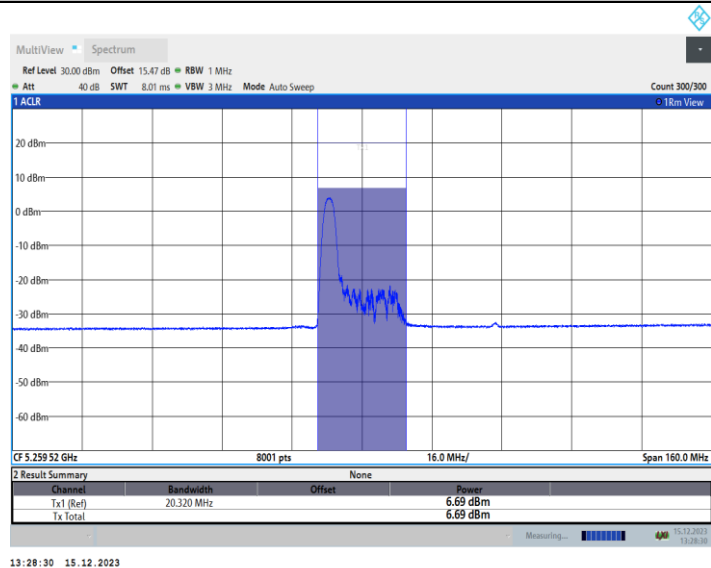
11AX80MIMO_Ant2_5210_242Tone_RU64



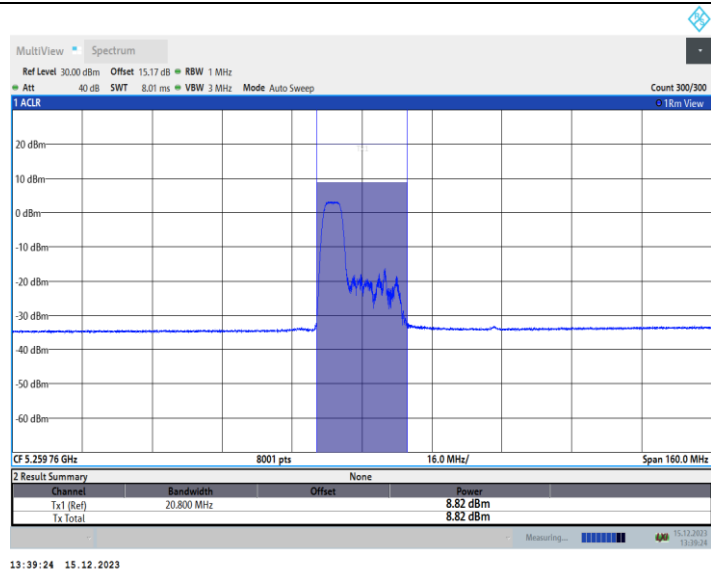
11AX80MIMO_Ant2_5210_484Tone_RU65



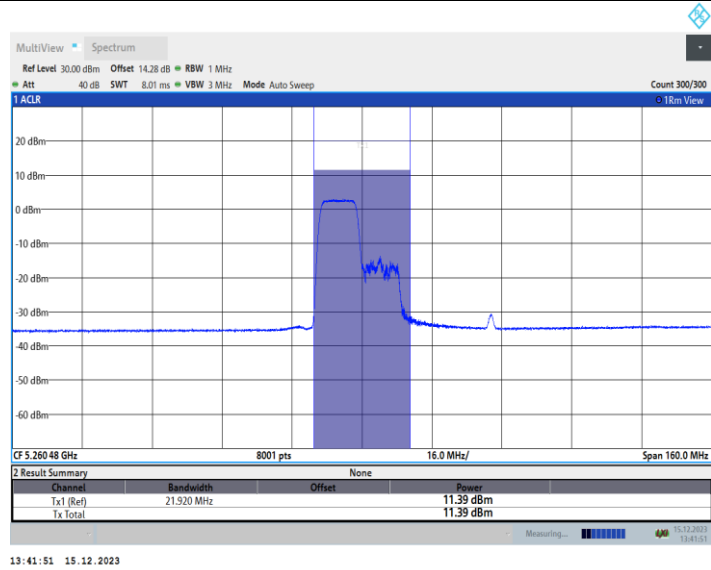
11AX80MIMO_Ant1_5290_26Tone_RU0



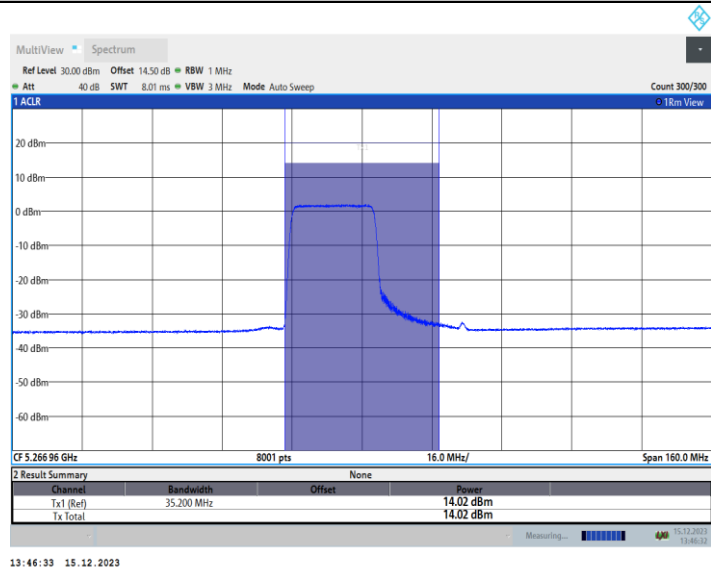
11AX80MIMO_Ant1_5290_52Tone_RU37



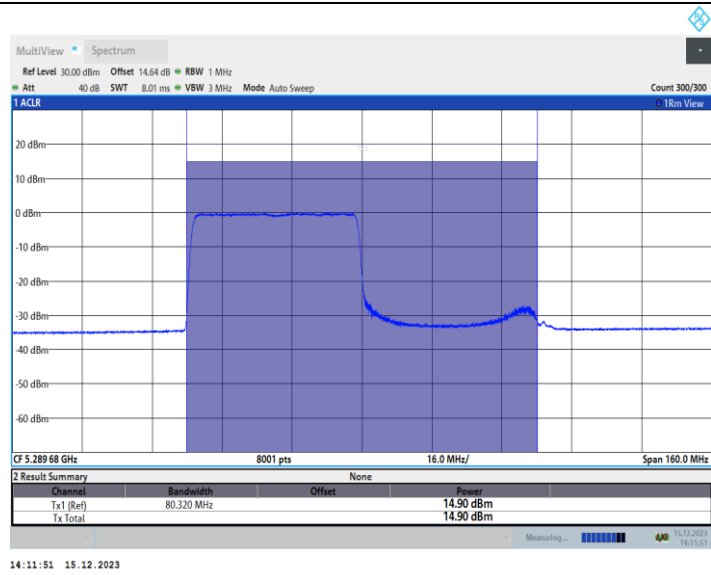
11AX80MIMO_Ant1_5290_106Tone_RU53



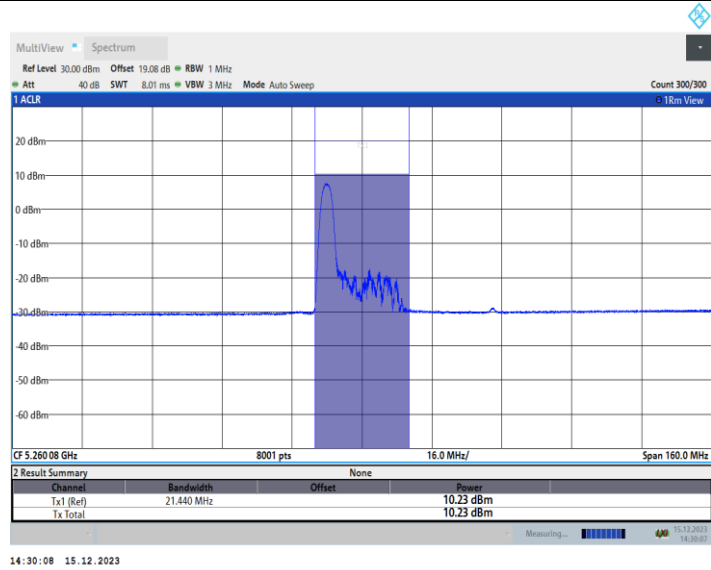
11AX80MIMO_Ant1_5290_242Tone_RU64



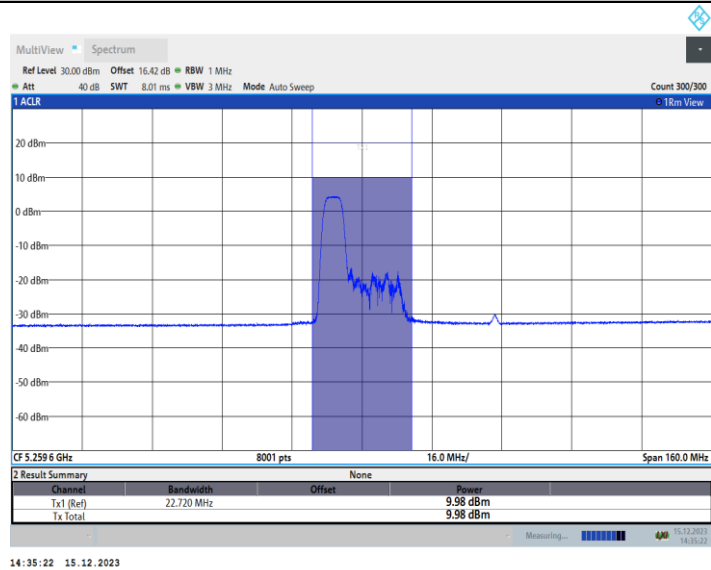
11AX80MIMO_Ant1_5290_484Tone_RU65



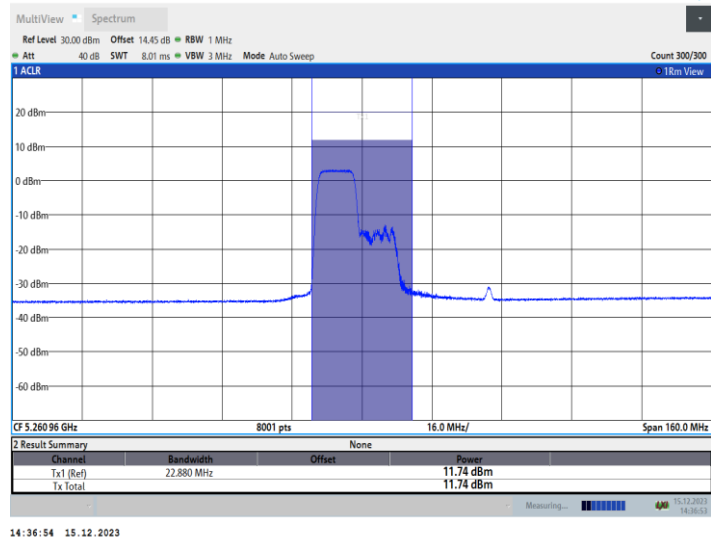
11AX80MIMO_Ant2_5290_26Tone_RU0



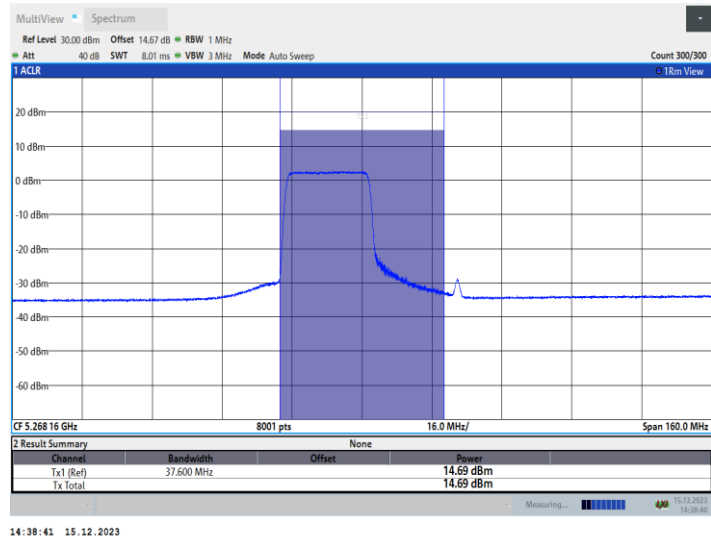
11AX80MIMO_Ant2_5290_52Tone_RU37



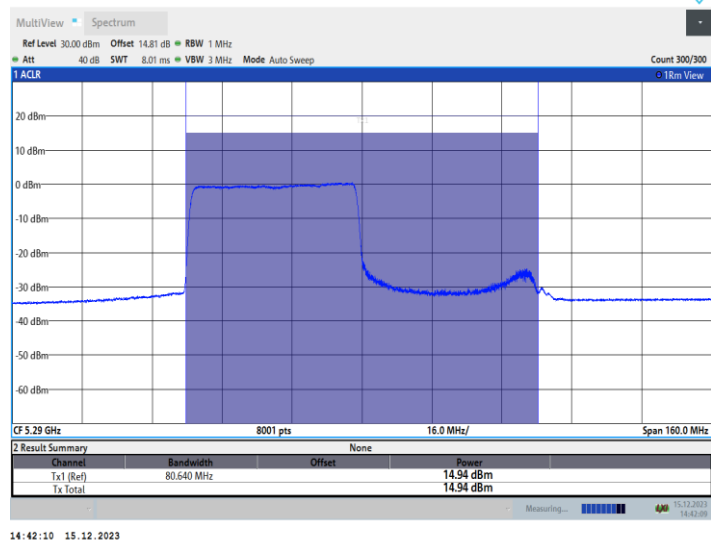
11AX80MIMO_Ant2_5290_106Tone_RU53



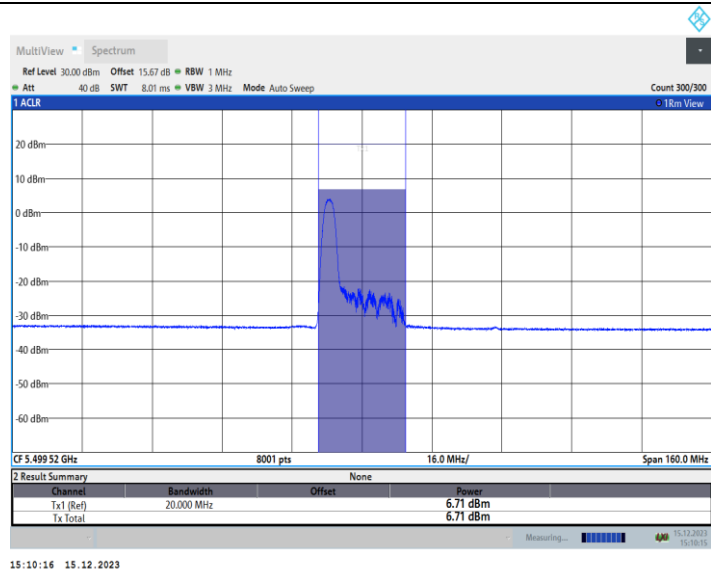
11AX80MIMO_Ant2_5290_242Tone_RU64



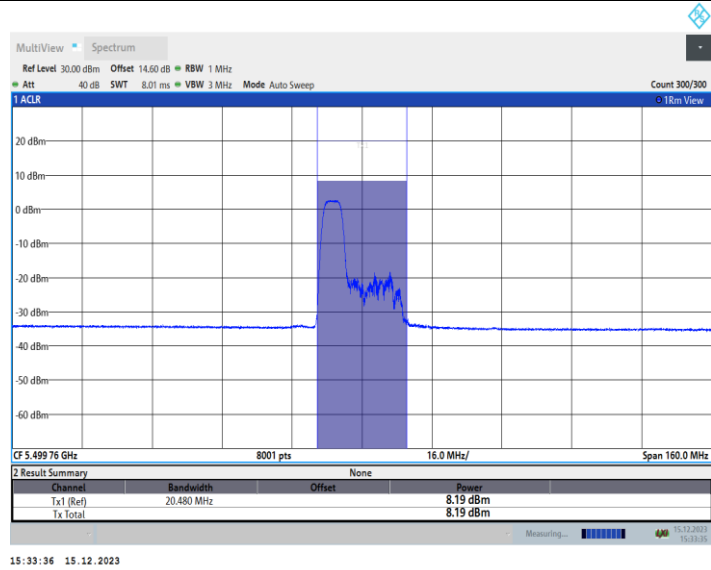
11AX80MIMO_Ant2_5290_484Tone_RU65



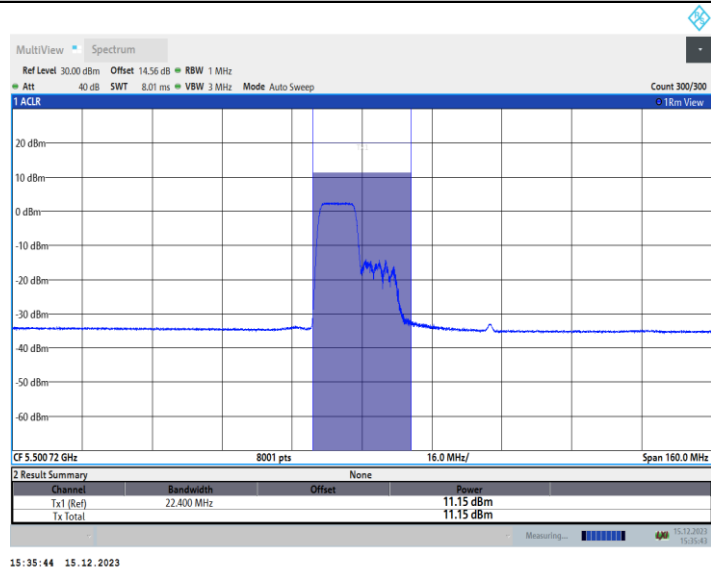
11AX80MIMO_Ant1_5530_26Tone_RU0



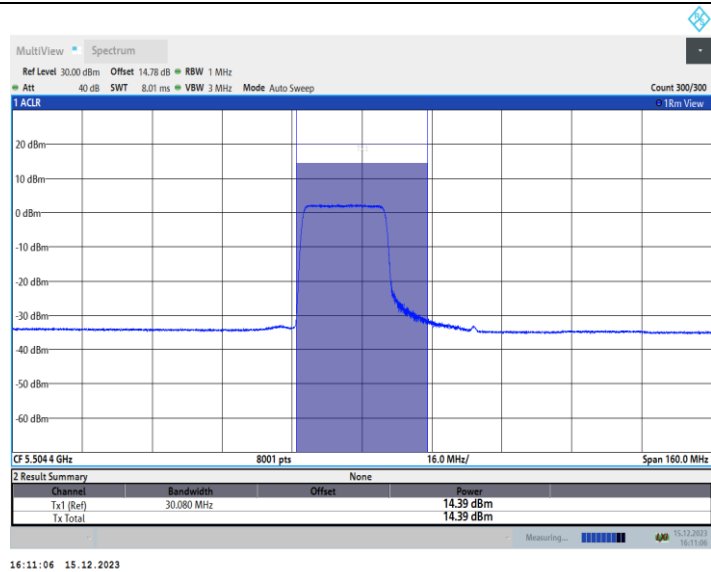
11AX80MIMO_Ant1_5530_52Tone_RU37



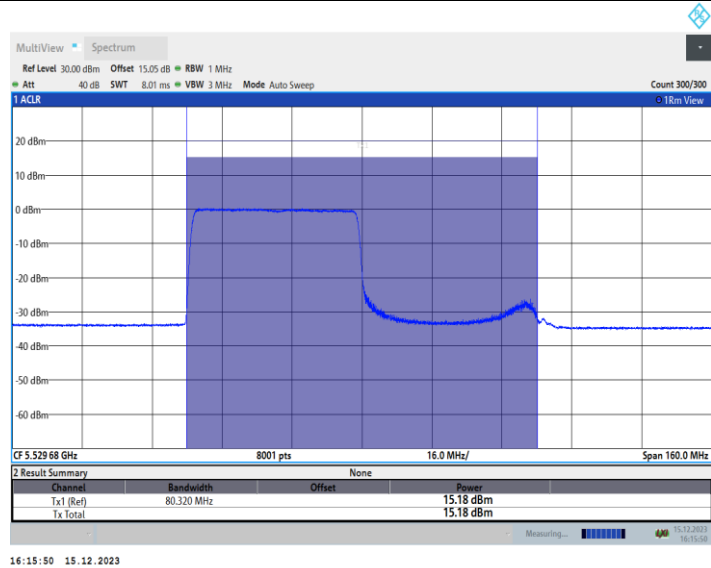
11AX80MIMO_Ant1_5530_106Tone_RU53



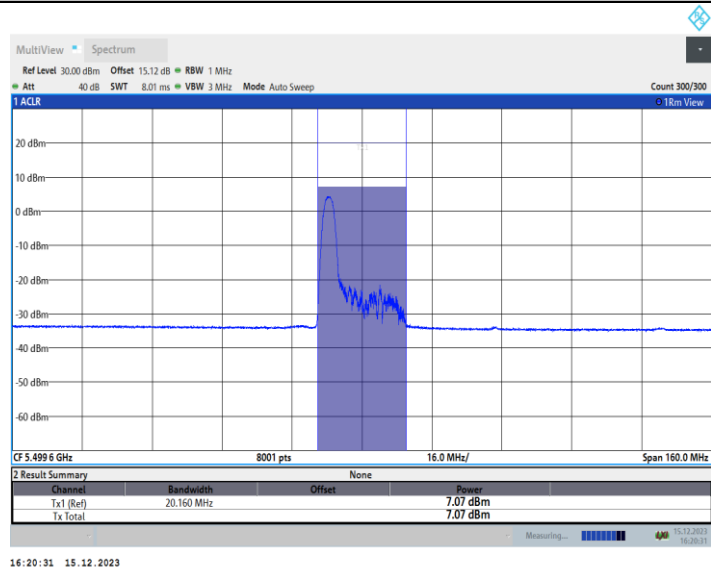
11AX80MIMO_Ant1_5530_242Tone_RU64



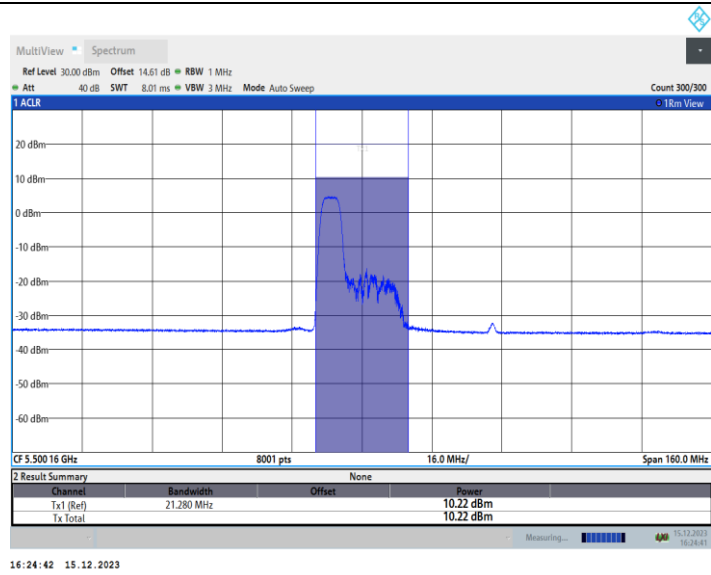
11AX80MIMO_Ant1_5530_484Tone_RU65



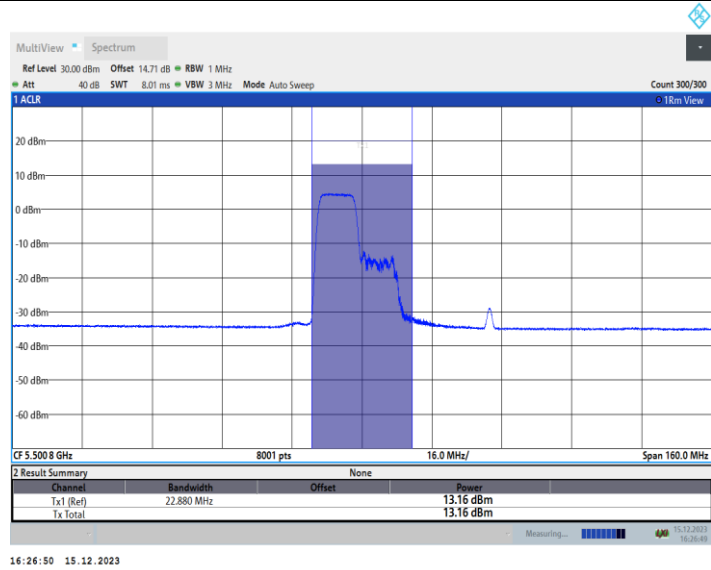
11AX80MIMO_Ant2_5530_26Tone_RU0



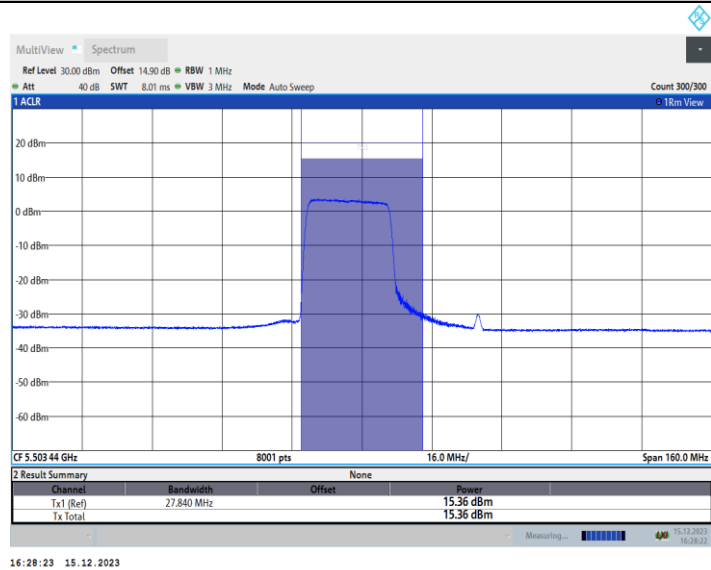
11AX80MIMO_Ant2_5530_52Tone_RU37



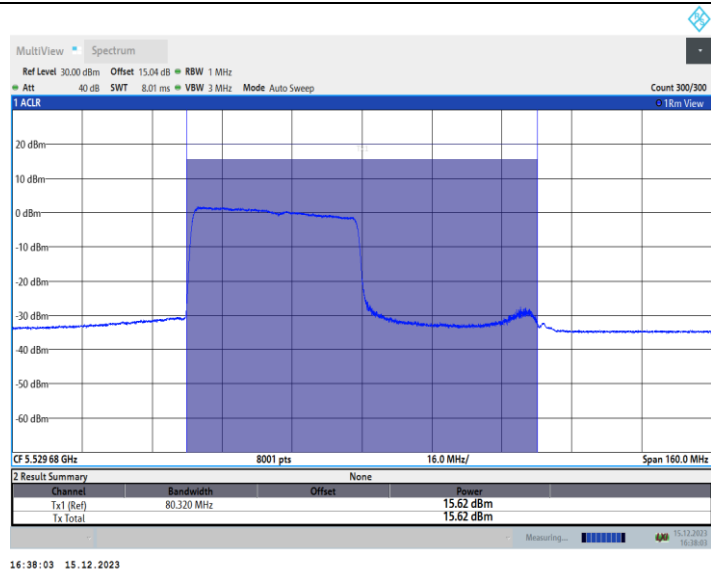
11AX80MIMO_Ant2_5530_106Tone_RU53



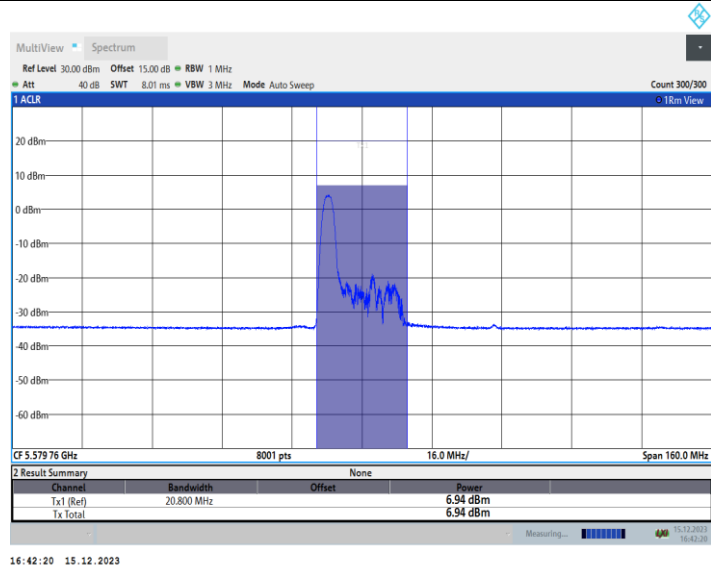
11AX80MIMO_Ant2_5530_242Tone_RU64



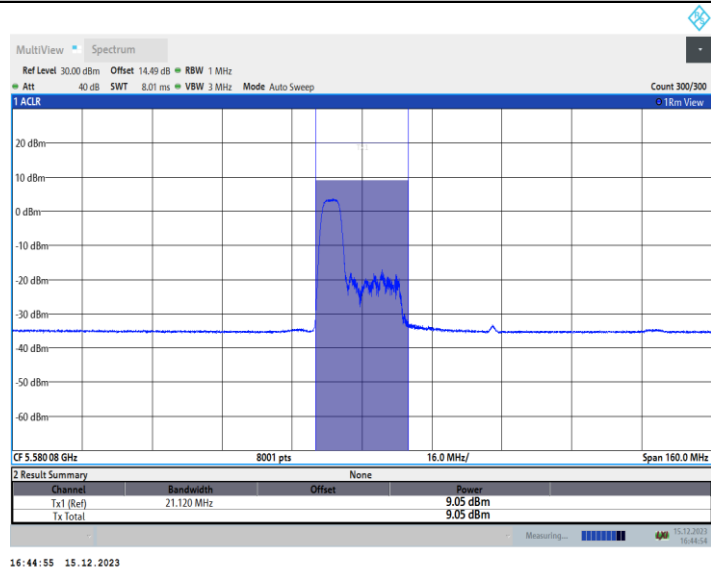
11AX80MIMO_Ant2_5530_484Tone_RU65



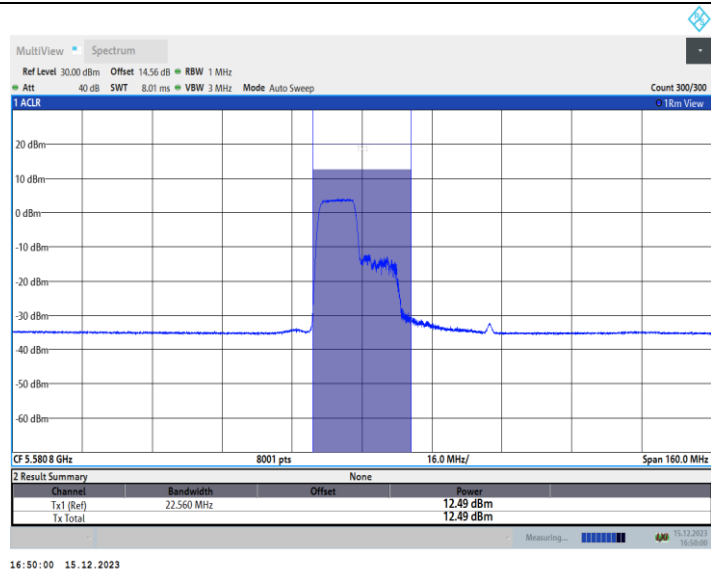
11AX80MIMO_Ant1_5610_26Tone_RU0



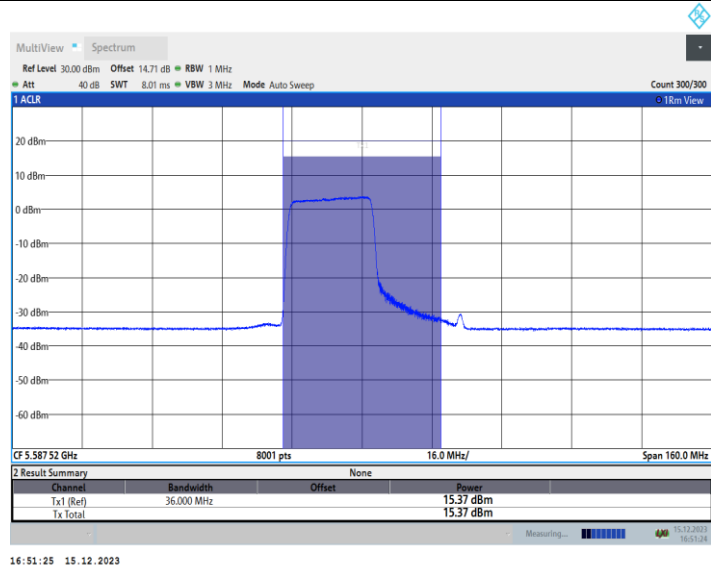
11AX80MIMO_Ant1_5610_52Tone_RU37



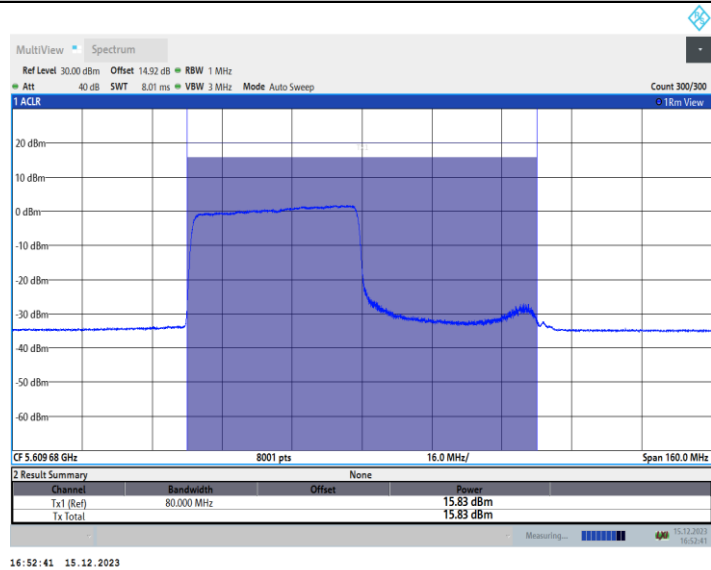
11AX80MIMO_Ant1_5610_106Tone_RU53



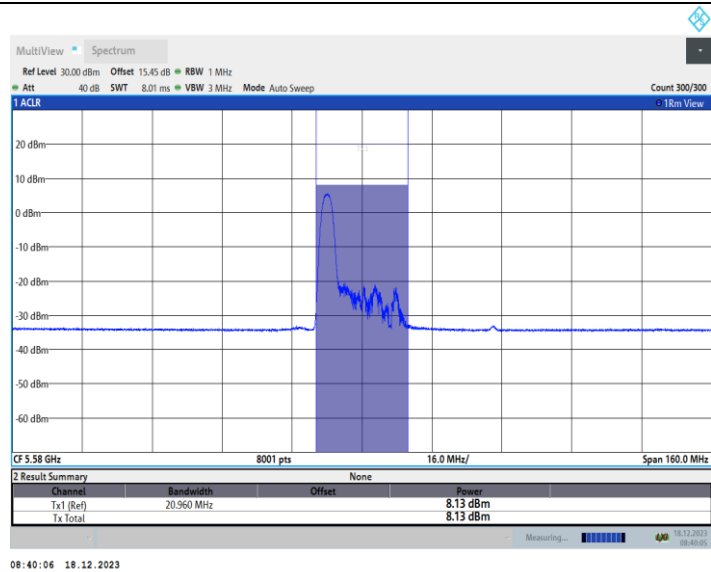
11AX80MIMO_Ant1_5610_242Tone_RU64



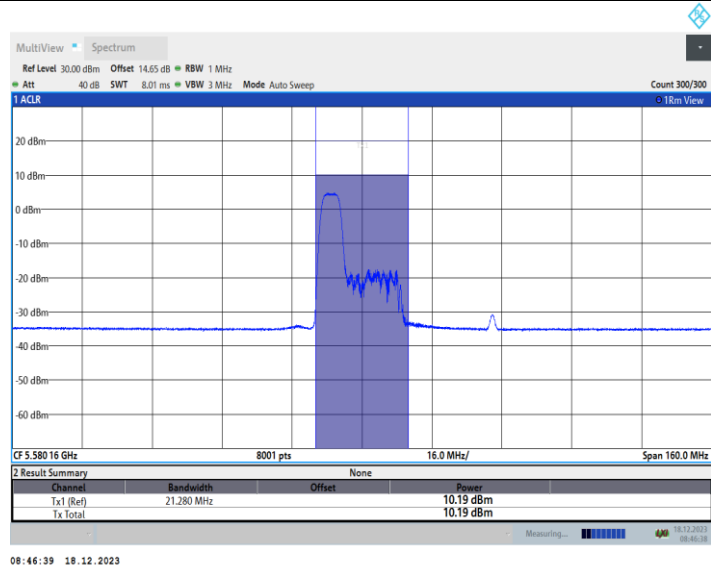
11AX80MIMO_Ant1_5610_484Tone_RU65



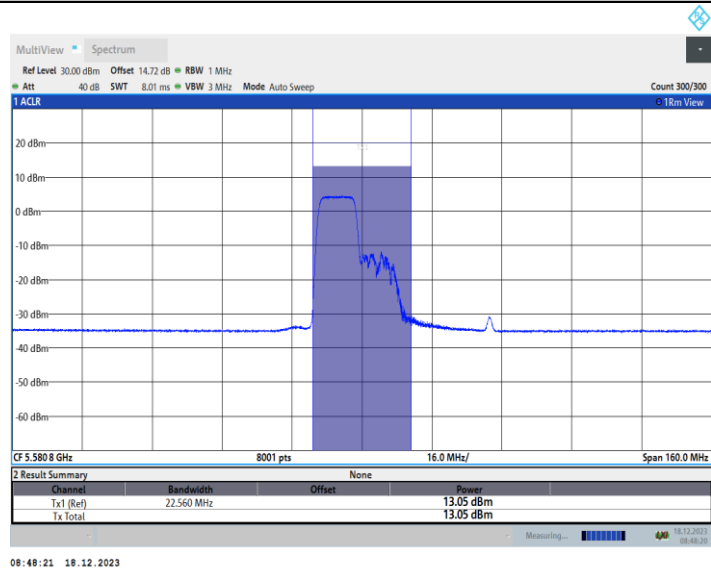
11AX80MIMO_Ant2_5610_26Tone_RU0



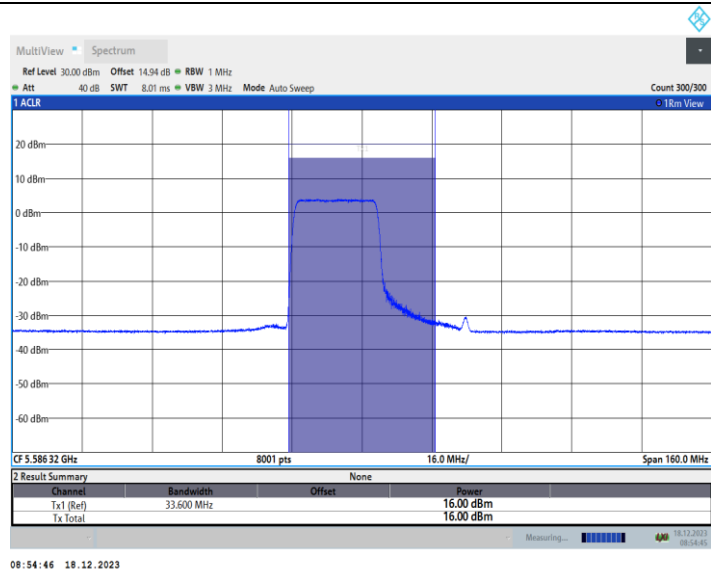
11AX80MIMO_Ant2_5610_52Tone_RU37



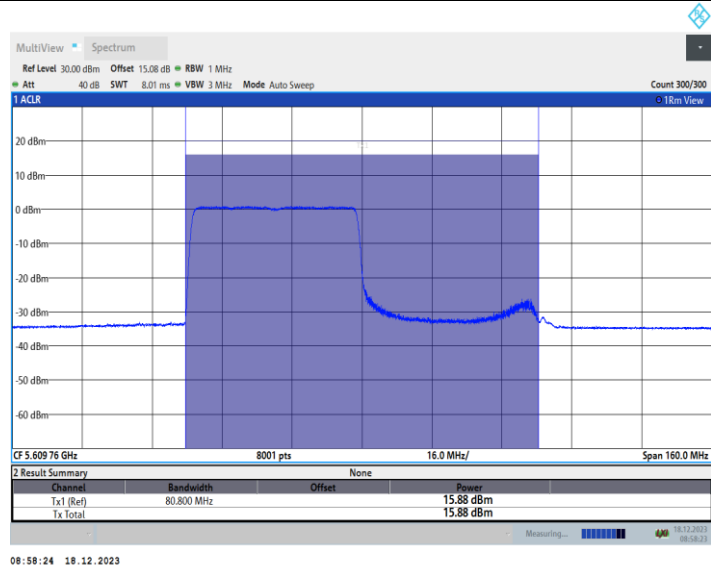
11AX80MIMO_Ant2_5610_106Tone_RU53



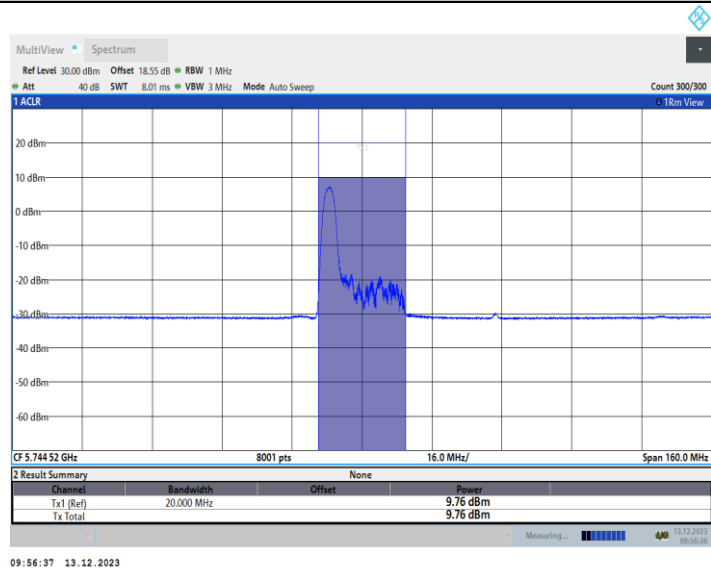
11AX80MIMO_Ant2_5610_242Tone_RU64



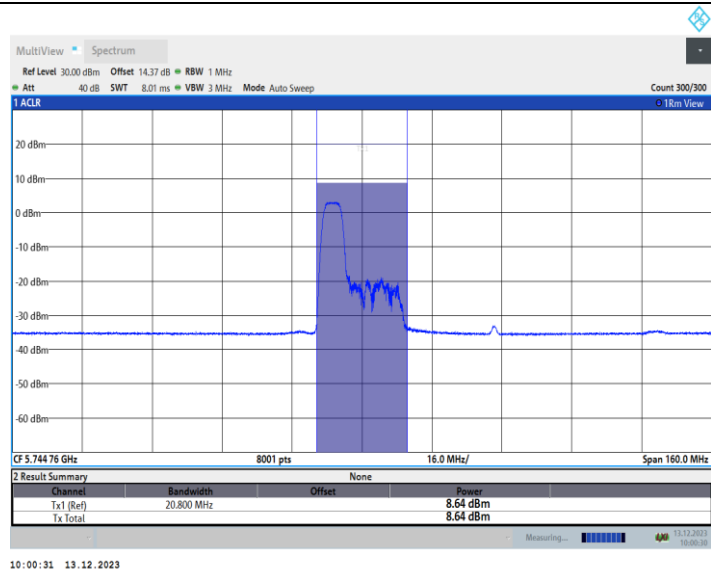
11AX80MIMO_Ant2_5610_484Tone_RU65



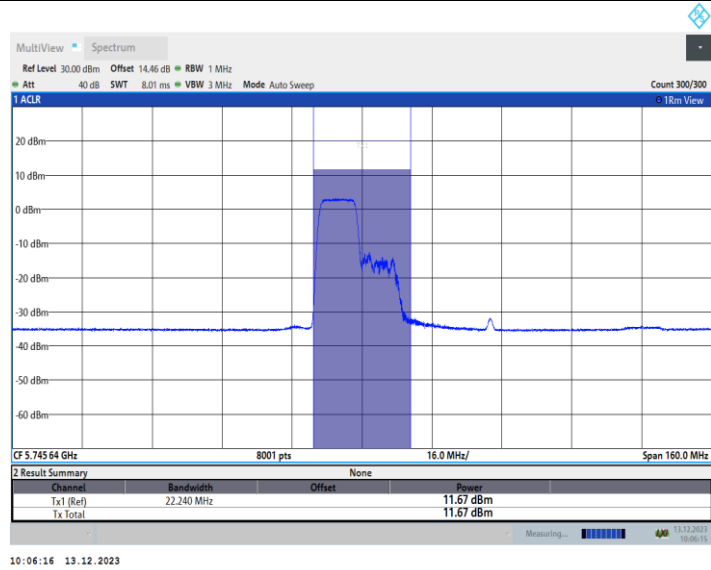
11AX80MIMO_Ant1_5775_26Tone_RU0



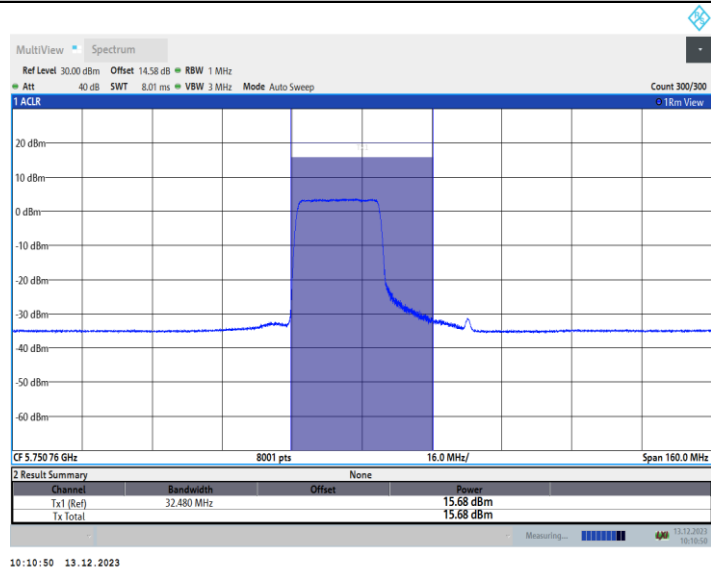
11AX80MIMO_Ant1_5775_52Tone_RU37



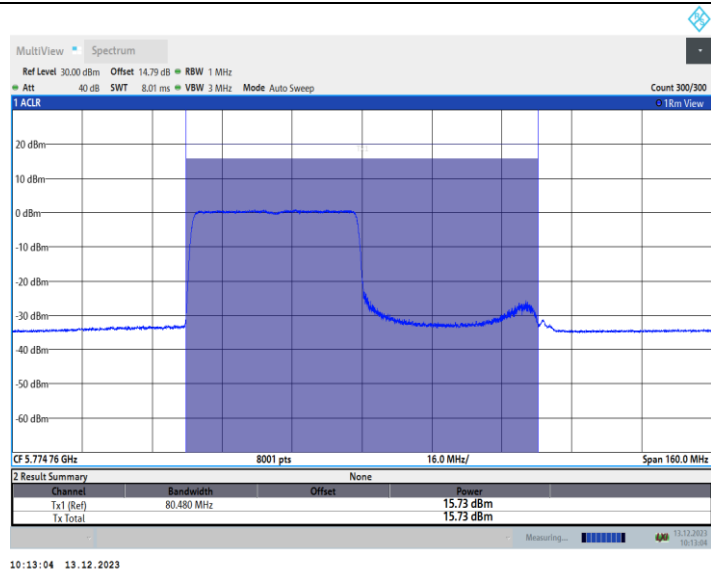
11AX80MIMO_Ant1_5775_106Tone_RU53



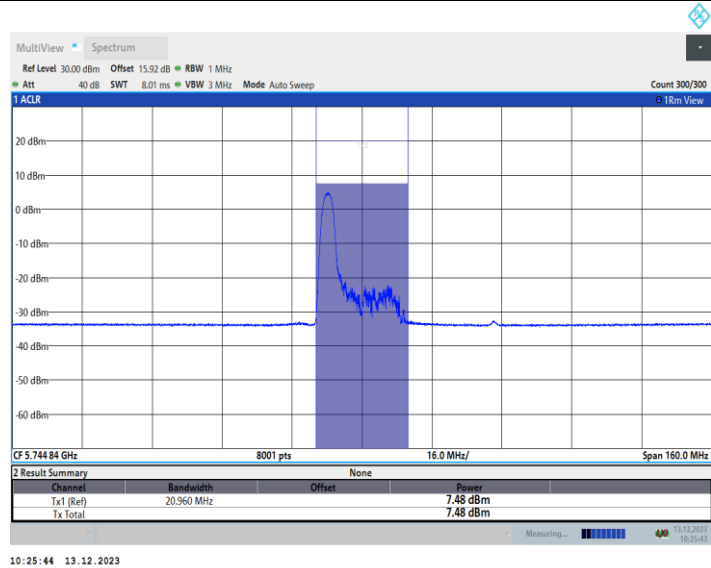
11AX80MIMO_Ant1_5775_242Tone_RU64



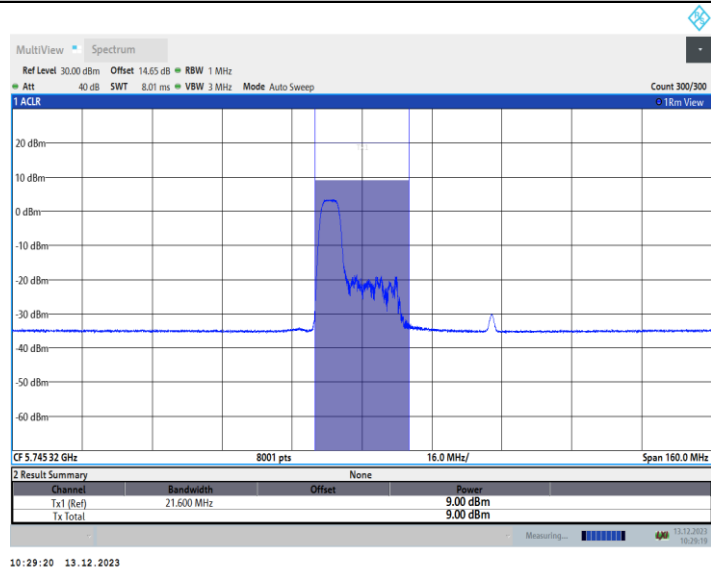
11AX80MIMO_Ant1_5775_484Tone_RU65



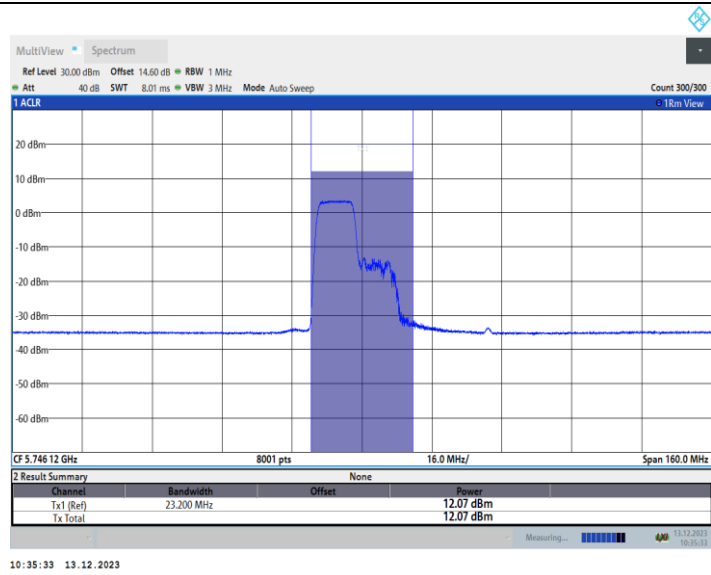
11AX80MIMO_Ant2_5775_26Tone_RU0



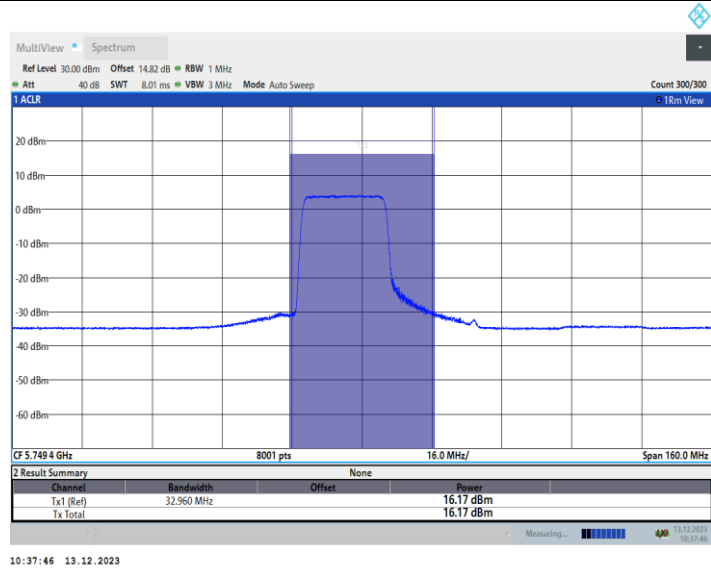
11AX80MIMO_Ant2_5775_52Tone_RU37



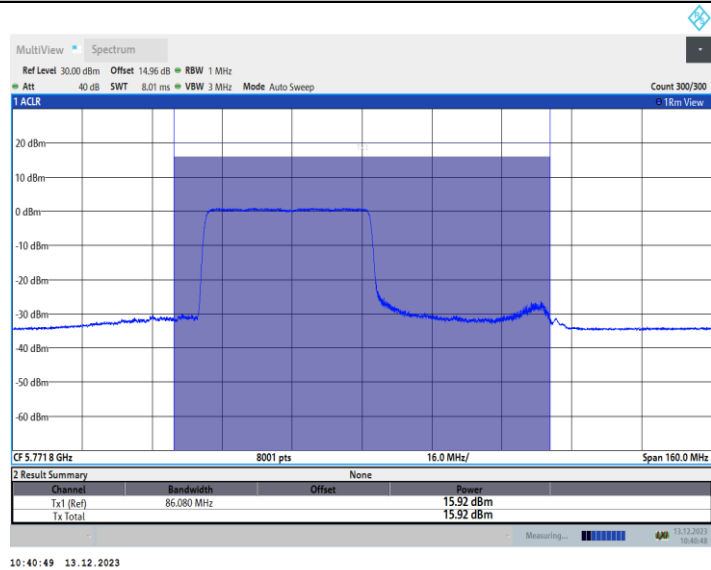
11AX80MIMO_Ant2_5775_106Tone_RU53



11AX80MIMO_Ant2_5775_242Tone_RU64



11AX80MIMO_Ant2_5775_484Tone_RU65



9. MAXIMUM POWER SPECTRAL DENSITY LEVEL MEASUREMENT

9.1. Limits of Maximum Power Spectral Density Level Measurement

CFR 47 (FCC) part 15.407 (a)

For mobile and portable client devices in the 5.15-5.25 GHz band, the maximum power spectral density shall not exceed 11 dBm in any 1 megahertz band. If transmitting antennas of directional gain greater than 6 dBi are used, both the maximum conducted output power and the maximum power spectral density shall be reduced by the amount in dB that the directional gain of the antenna exceeds 6 dBi

For the 5.25-5.35 GHz and 5.47-5.725 GHz bands, the maximum power spectral density shall not exceed 11 dBm in any 1 megahertz band. If transmitting antennas of directional gain greater than 6 dBi are used, both the maximum conducted output power and the maximum power spectral density shall be reduced by the amount in dB that the directional gain of the antenna exceeds 6 dBi.

For the band 5.725-5.85 GHz, the maximum conducted output power over the frequency band of operation shall not exceed 1 W. In addition, the maximum power spectral density shall not exceed 30 dBm in any 500-kHz band. If transmitting antennas of directional gain greater than 6 dBi are used, both the maximum conducted output power and the maximum power spectral density shall be reduced by the amount in dB that the directional gain of the antenna exceeds 6 dBi.

9.2. Test Procedure

1. Create an average power spectrum for the EUT operating mode being tested by following the instructions in section II.E.2. for measuring maximum conducted output power using a spectrum analyzer or EMI receiver: select the appropriate test method (SA-1, SA-2, SA-3, or alternatives to each) and apply it up to, but not including, the step labeled, "Compute power...." (This procedure is required even if the maximum conducted output power measurement was performed using a power meter, method PM.)

2. Use the peak search function on the instrument to find the peak of the spectrum and record its value.

3. Make the following adjustments to the peak value of the spectrum, if applicable:
a) If Method SA-2 or SA-2 Alternative was used, add $10 \log(1/x)$, where x is the duty cycle, to the peak of the spectrum.

b) If Method SA-3 Alternative was used and the linear mode was used in step II.E.2.g)(viii), add 1 dB to the final result to compensate for the difference between linear averaging and power averaging.

4. The result is the Maximum PSD over 1 MHz reference bandwidth.

5. For devices operating in the bands 5.15-5.25 GHz, 5.25-5.35 GHz, and 5.47-5.725 GHz, the

above procedures make use of 1 MHz RBW to satisfy directly the 1 MHz reference bandwidth specified in § 15.407(a)(5). For devices operating in the band 5.725-5.85 GHz, the rules specify a measurement bandwidth of 500 kHz. Many spectrum analyzers do not have 500 kHz RBW, thus a narrower RBW may need to be used. The rules permit the use of a RBWs less than 1 MHz, or

500 kHz, “provided that the measured power is integrated over the full reference bandwidth” to show the total power over the specified measurement bandwidth (i.e., 1 MHz, or 500 kHz). If measurements are performed using a reduced resolution bandwidth (< 1 MHz, or < 500 kHz) and 789033 D02 General UNII Test Procedures New Rules v01r02 Page 10 integrated over 1 MHz, or 500 kHz bandwidth, the following adjustments to the procedures apply:

- a) Set RBW $\geq 1/T$, where T is defined in section II.B.I.a).
- b) Set VBW ≥ 3 RBW.
- c) If measurement bandwidth of Maximum PSD is specified in 500 kHz, add 10 log (500 kHz/RBW) to the measured result, whereas RBW (< 500 kHz) is the reduced resolution bandwidth of the spectrum analyzer set during measurement.
- d) If measurement bandwidth of Maximum PSD is specified in 1 MHz, add 10 log (1MHz/RBW) to the measured result, whereas RBW (< 1 MHz) is the reduced resolution bandwidth of spectrum analyzer set during measurement.
- e) Care must be taken to ensure that the measurements are performed during a period of continuous transmission or are corrected upward for duty cycle.

Note: As a practical matter, it is recommended to use reduced RBW of 100 kHz for the sections

5.c) and 5.d) above, since RBW=100 KHZ is available on nearly all spectrum analyzers.

9.3. Test Data

Maximum Power Spectral Density Level

TestMode	Antenna	Frequency[MHz]	Result [dBm/MHz]	Limit[dBm/MHz]	Verdict
11A	Ant1	5180	6.82	≤ 11.00	PASS
	Ant2	5180	6.35	≤ 11.00	PASS
	Ant1	5200	6.87	≤ 11.00	PASS
	Ant2	5200	7.13	≤ 11.00	PASS
	Ant1	5240	6.66	≤ 11.00	PASS
	Ant2	5240	7.18	≤ 11.00	PASS
	Ant1	5260	6.6	≤ 11.00	PASS
	Ant2	5260	6.92	≤ 11.00	PASS
	Ant1	5280	6.65	≤ 11.00	PASS
	Ant2	5280	6.98	≤ 11.00	PASS
	Ant1	5320	7.47	≤ 11.00	PASS
	Ant2	5320	6.62	≤ 11.00	PASS
	Ant1	5500	6.82	≤ 11.00	PASS
	Ant2	5500	6.62	≤ 11.00	PASS
	Ant1	5600	6.66	≤ 11.00	PASS
	Ant2	5600	6.83	≤ 11.00	PASS
	Ant1	5700	5.78	≤ 11.00	PASS
	Ant2	5700	5.37	≤ 11.00	PASS
	Ant1	5745	3.27	≤ 30.00	PASS
	Ant2	5745	3.88	≤ 30.00	PASS
Ant1	5785	3.66	≤ 30.00	PASS	
Ant2	5785	4.23	≤ 30.00	PASS	
Ant1	5825	4.12	≤ 30.00	PASS	
Ant2	5825	4.13	≤ 30.00	PASS	
11N20MIMO	Ant1	5180	6.78	≤ 11.00	PASS
	Ant2	5180	6.98	≤ 11.00	PASS
	total	5180	9.89	≤ 11.00	PASS
	Ant1	5200	6.18	≤ 11.00	PASS
	Ant2	5200	6.78	≤ 11.00	PASS
	total	5200	9.50	≤ 11.00	PASS
	Ant1	5240	6.56	≤ 11.00	PASS
	Ant2	5240	7.27	≤ 11.00	PASS
	total	5240	9.94	≤ 11.00	PASS
	Ant1	5260	6.51	≤ 11.00	PASS
Ant2	5260	7.02	≤ 11.00	PASS	

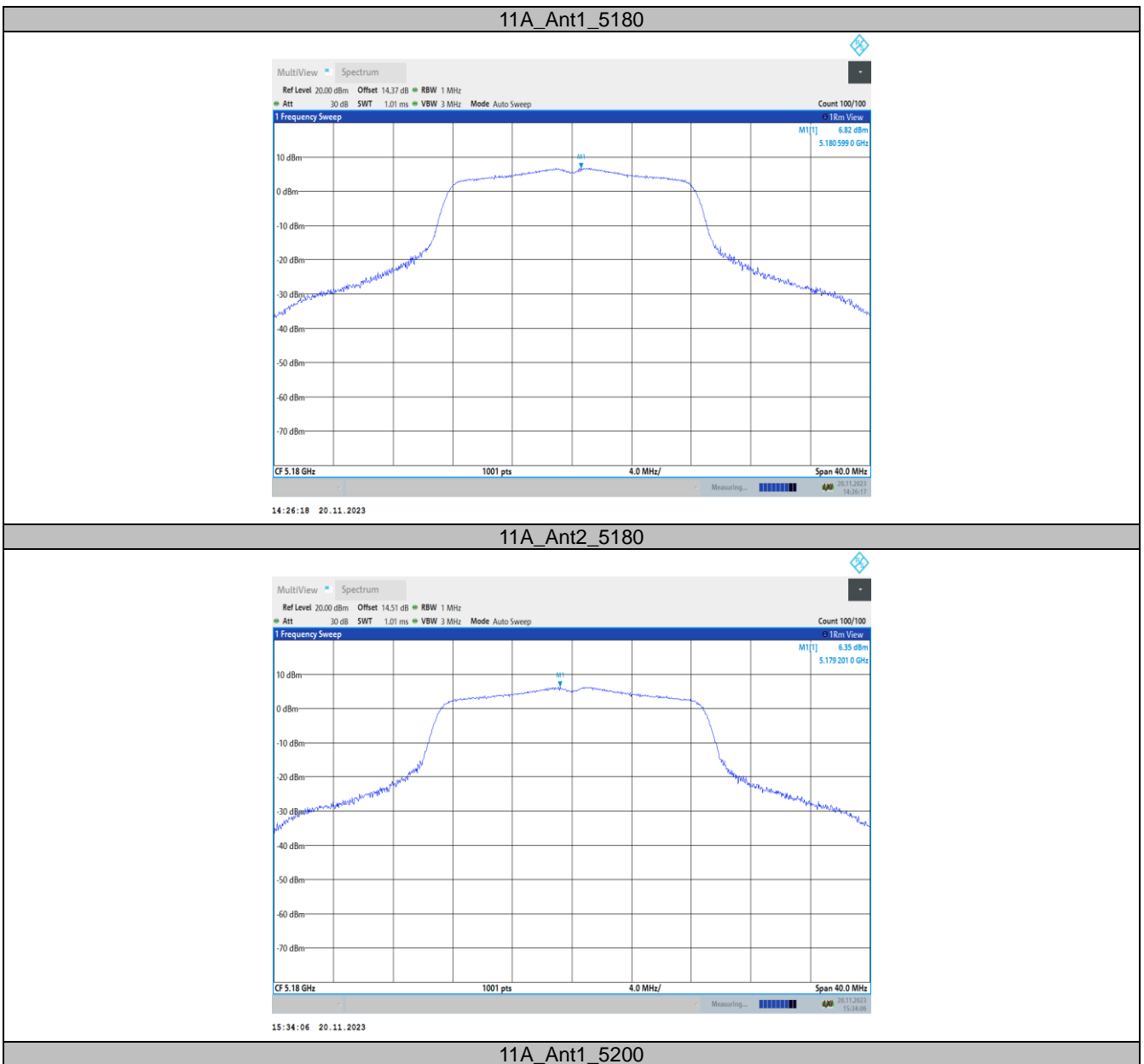
	total	5260	9.78	≤11.00	PASS
	Ant1	5280	6.52	≤11.00	PASS
	Ant2	5280	6.83	≤11.00	PASS
	total	5280	9.69	≤11.00	PASS
	Ant1	5320	7.15	≤11.00	PASS
	Ant2	5320	7.19	≤11.00	PASS
	total	5320	10.18	≤11.00	PASS
	Ant1	5500	6.57	≤11.00	PASS
	Ant2	5500	7.07	≤11.00	PASS
	total	5500	9.84	≤11.00	PASS
	Ant1	5600	6.92	≤11.00	PASS
	Ant2	5600	6.81	≤11.00	PASS
	total	5600	9.88	≤11.00	PASS
	Ant1	5700	4.9	≤11.00	PASS
	Ant2	5700	4.44	≤11.00	PASS
	total	5700	7.69	≤11.00	PASS
	Ant1	5745	3.04	≤30.00	PASS
	Ant2	5745	3.48	≤30.00	PASS
	total	5745	6.28	≤30.00	PASS
	Ant1	5785	3.47	≤30.00	PASS
	Ant2	5785	3.66	≤30.00	PASS
total	5785	6.58	≤30.00	PASS	
Ant1	5825	4.3	≤30.00	PASS	
Ant2	5825	4.38	≤30.00	PASS	
total	5825	7.35	≤30.00	PASS	
11N40MIMO	Ant1	5190	4.44	≤11.00	PASS
	Ant2	5190	4.49	≤11.00	PASS
	total	5190	7.48	≤11.00	PASS
	Ant1	5230	4.26	≤11.00	PASS
	Ant2	5230	4.77	≤11.00	PASS
	total	5230	7.53	≤11.00	PASS
	Ant1	5270	4.11	≤11.00	PASS
	Ant2	5270	3.93	≤11.00	PASS
	total	5270	7.03	≤11.00	PASS
	Ant1	5310	0.97	≤11.00	PASS
	Ant2	5310	0.88	≤11.00	PASS
	total	5310	3.94	≤11.00	PASS
	Ant1	5510	1.98	≤11.00	PASS
	Ant2	5510	2.43	≤11.00	PASS
	total	5510	5.22	≤11.00	PASS
	Ant1	5590	4.09	≤11.00	PASS
	Ant2	5590	4.45	≤11.00	PASS
	total	5590	7.28	≤11.00	PASS
	Ant1	5670	3.5	≤11.00	PASS
	Ant2	5670	3.18	≤11.00	PASS
	total	5670	6.35	≤11.00	PASS
Ant1	5755	0.25	≤30.00	PASS	
Ant2	5755	0.83	≤30.00	PASS	
total	5755	3.56	≤30.00	PASS	
Ant1	5795	0.52	≤30.00	PASS	
Ant2	5795	0.46	≤30.00	PASS	
total	5795	3.50	≤30.00	PASS	
11AC20MIMO	Ant1	5180	6.74	≤11.00	PASS
	Ant2	5180	6.96	≤11.00	PASS
	total	5180	9.86	≤11.00	PASS
	Ant1	5200	6.51	≤11.00	PASS
	Ant2	5200	6.69	≤11.00	PASS
	total	5200	9.61	≤11.00	PASS
	Ant1	5240	6.29	≤11.00	PASS
	Ant2	5240	6.71	≤11.00	PASS
	total	5240	9.52	≤11.00	PASS
	Ant1	5260	6.75	≤11.00	PASS
	Ant2	5260	7.02	≤11.00	PASS
	total	5260	9.90	≤11.00	PASS
	Ant1	5280	6.67	≤11.00	PASS
Ant2	5280	7.06	≤11.00	PASS	

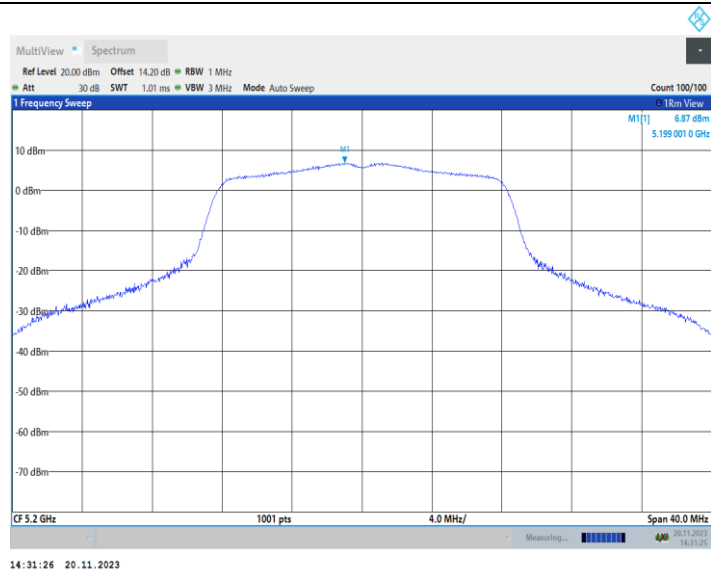
	total	5280	9.88	≤11.00	PASS
	Ant1	5320	7.18	≤11.00	PASS
	Ant2	5320	7.51	≤11.00	PASS
	total	5320	10.36	≤11.00	PASS
	Ant1	5500	6.54	≤11.00	PASS
	Ant2	5500	6.7	≤11.00	PASS
	total	5500	9.63	≤11.00	PASS
	Ant1	5600	6.77	≤11.00	PASS
	Ant2	5600	6.89	≤11.00	PASS
	total	5600	9.84	≤11.00	PASS
	Ant1	5700	6.48	≤11.00	PASS
	Ant2	5700	6.37	≤11.00	PASS
	total	5700	9.44	≤11.00	PASS
	Ant1	5745	3.06	≤30.00	PASS
	Ant2	5745	3.34	≤30.00	PASS
	total	5745	6.21	≤30.00	PASS
	Ant1	5785	3.43	≤30.00	PASS
	Ant2	5785	3.77	≤30.00	PASS
total	5785	6.61	≤30.00	PASS	
Ant1	5825	3.61	≤30.00	PASS	
Ant2	5825	4	≤30.00	PASS	
total	5825	6.82	≤30.00	PASS	
11AC40MIMO	Ant1	5190	1.53	≤11.00	PASS
	Ant2	5190	2.44	≤11.00	PASS
	total	5190	5.02	≤11.00	PASS
	Ant1	5230	4.4	≤11.00	PASS
	Ant2	5230	4.8	≤11.00	PASS
	total	5230	7.61	≤11.00	PASS
	Ant1	5270	4.02	≤11.00	PASS
	Ant2	5270	3.93	≤11.00	PASS
	total	5270	6.99	≤11.00	PASS
	Ant1	5310	1.14	≤11.00	PASS
	Ant2	5310	0.91	≤11.00	PASS
	total	5310	4.04	≤11.00	PASS
	Ant1	5510	3.59	≤11.00	PASS
	Ant2	5510	4.23	≤11.00	PASS
	total	5510	6.93	≤11.00	PASS
	Ant1	5590	4.01	≤11.00	PASS
	Ant2	5590	4.06	≤11.00	PASS
	total	5590	7.05	≤11.00	PASS
	Ant1	5670	3.55	≤11.00	PASS
	Ant2	5670	3.51	≤11.00	PASS
	total	5670	6.54	≤11.00	PASS
	Ant1	5755	0.29	≤30.00	PASS
	Ant2	5755	0.63	≤30.00	PASS
	total	5755	3.47	≤30.00	PASS
Ant1	5795	0.44	≤30.00	PASS	
Ant2	5795	0.5	≤30.00	PASS	
total	5795	3.48	≤30.00	PASS	
11AC80MIMO	Ant1	5210	-5.92	≤11.00	PASS
	Ant2	5210	-4.07	≤11.00	PASS
	total	5210	-1.89	≤11.00	PASS
	Ant1	5290	-6.35	≤11.00	PASS
	Ant2	5290	-5.13	≤11.00	PASS
	total	5290	-2.69	≤11.00	PASS
	Ant1	5530	-2.98	≤11.00	PASS
	Ant2	5530	-4.14	≤11.00	PASS
	total	5530	-0.51	≤11.00	PASS
	Ant1	5610	-0.81	≤11.00	PASS
	Ant2	5610	0.05	≤11.00	PASS
	total	5610	2.65	≤11.00	PASS
	Ant1	5775	-4.38	≤30.00	PASS
	Ant2	5775	-3.26	≤30.00	PASS
	total	5775	-0.77	≤30.00	PASS
11AX20MIMO	Ant1	5180	5.86	≤11.00	PASS
	Ant2	5180	6.01	≤11.00	PASS

	total	5180	8.95	≤11.00	PASS
	Ant1	5200	6.15	≤11.00	PASS
	Ant2	5200	6.33	≤11.00	PASS
	total	5200	9.25	≤11.00	PASS
	Ant1	5240	5.91	≤11.00	PASS
	Ant2	5240	6.45	≤11.00	PASS
	total	5240	9.20	≤11.00	PASS
	Ant1	5260	5.7	≤11.00	PASS
	Ant2	5260	6.35	≤11.00	PASS
	total	5260	9.05	≤11.00	PASS
	Ant1	5280	5.8	≤11.00	PASS
	Ant2	5280	6.01	≤11.00	PASS
	total	5280	8.92	≤11.00	PASS
	Ant1	5320	6.06	≤11.00	PASS
	Ant2	5320	6.3	≤11.00	PASS
	total	5320	9.19	≤11.00	PASS
	Ant1	5500	5.72	≤11.00	PASS
	Ant2	5500	6.17	≤11.00	PASS
	total	5500	8.96	≤11.00	PASS
	Ant1	5600	5.75	≤11.00	PASS
	Ant2	5600	5.71	≤11.00	PASS
	total	5600	8.74	≤11.00	PASS
	Ant1	5700	5.61	≤11.00	PASS
	Ant2	5700	5.38	≤11.00	PASS
	total	5700	8.51	≤11.00	PASS
	Ant1	5745	2.16	≤30.00	PASS
	Ant2	5745	2.46	≤30.00	PASS
	total	5745	5.32	≤30.00	PASS
	Ant1	5785	2.34	≤30.00	PASS
	Ant2	5785	2.79	≤30.00	PASS
	total	5785	5.58	≤30.00	PASS
	Ant1	5825	2.73	≤30.00	PASS
	Ant2	5825	3.25	≤30.00	PASS
	total	5825	6.01	≤30.00	PASS
	Ant1	5190	1.18	≤11.00	PASS
	Ant2	5190	1.22	≤11.00	PASS
	total	5190	4.21	≤11.00	PASS
	Ant1	5230	3.04	≤11.00	PASS
	Ant2	5230	3.43	≤11.00	PASS
	total	5230	6.25	≤11.00	PASS
	Ant1	5270	3.1	≤11.00	PASS
	Ant2	5270	2.89	≤11.00	PASS
	total	5270	6.01	≤11.00	PASS
	Ant1	5310	1.31	≤11.00	PASS
	Ant2	5310	1.47	≤11.00	PASS
	total	5310	4.40	≤11.00	PASS
	Ant1	5510	2.88	≤11.00	PASS
	Ant2	5510	2.95	≤11.00	PASS
	total	5510	5.93	≤11.00	PASS
	Ant1	5590	2.76	≤11.00	PASS
	Ant2	5590	3.1	≤11.00	PASS
	total	5590	5.94	≤11.00	PASS
	Ant1	5670	2.67	≤11.00	PASS
	Ant2	5670	2.44	≤11.00	PASS
	total	5670	5.57	≤11.00	PASS
	Ant1	5755	-0.78	≤30.00	PASS
	Ant2	5755	-0.34	≤30.00	PASS
	total	5755	2.46	≤30.00	PASS
	Ant1	5795	-0.43	≤30.00	PASS
	Ant2	5795	-0.11	≤30.00	PASS
	total	5795	2.74	≤30.00	PASS
	Ant1	5210	-4.08	≤11.00	PASS
	Ant2	5210	-3.55	≤11.00	PASS
	total	5210	-0.80	≤11.00	PASS
	Ant1	5290	-4.42	≤11.00	PASS
	Ant2	5290	-2.91	≤11.00	PASS

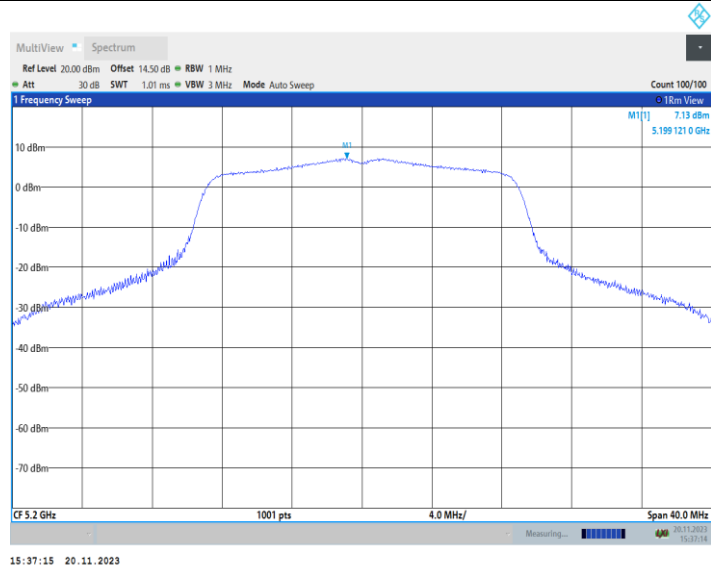
	total	5290	-0.59	≤11.00	PASS
	Ant1	5530	-1.47	≤11.00	PASS
	Ant2	5530	-1.43	≤11.00	PASS
	total	5530	1.56	≤11.00	PASS
	Ant1	5610	-1.16	≤11.00	PASS
	Ant2	5610	-0.57	≤11.00	PASS
	total	5610	2.16	≤11.00	PASS
	Ant1	5775	-4.73	≤30.00	PASS
	Ant2	5775	-4.05	≤30.00	PASS
	total	5775	-1.37	≤30.00	PASS

Note: 1.The Result and Limit Unit is dBm/500 kHz in the band 5.725–5.85 GHz
2.The Duty Cycle Factor and RBW Factor is compensated in the graph.

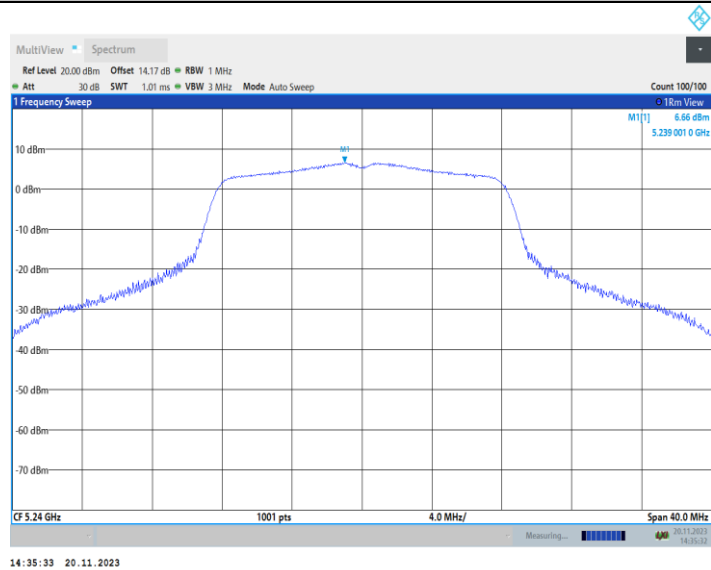




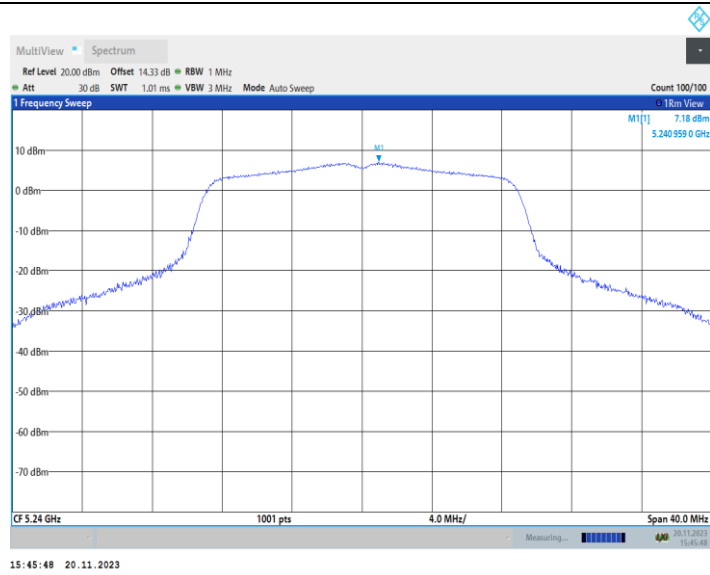
11A_Ant2_5200



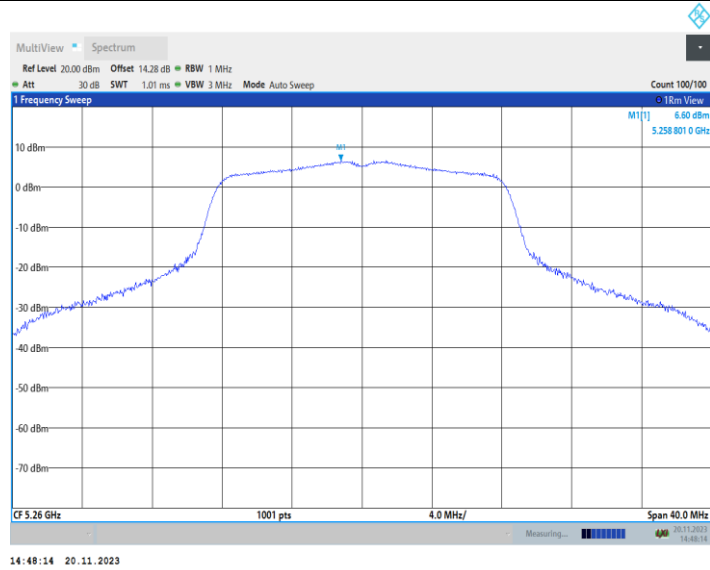
11A_Ant1_5240



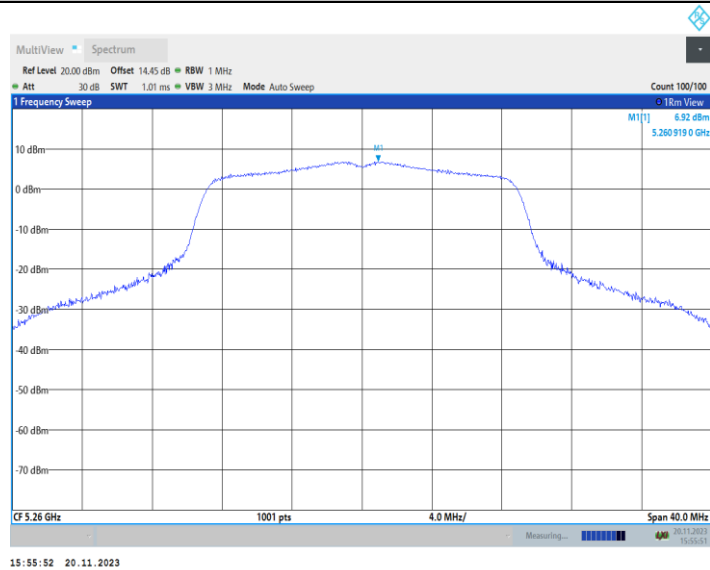
11A_Ant2_5240



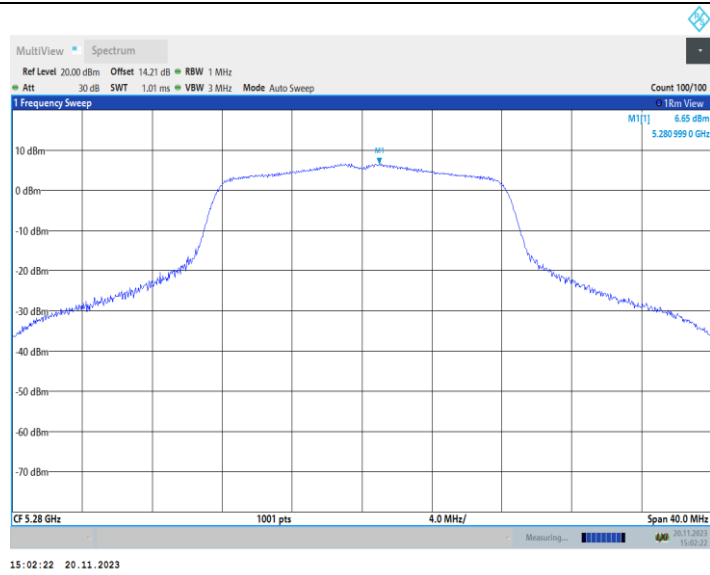
11A_Ant1_5260



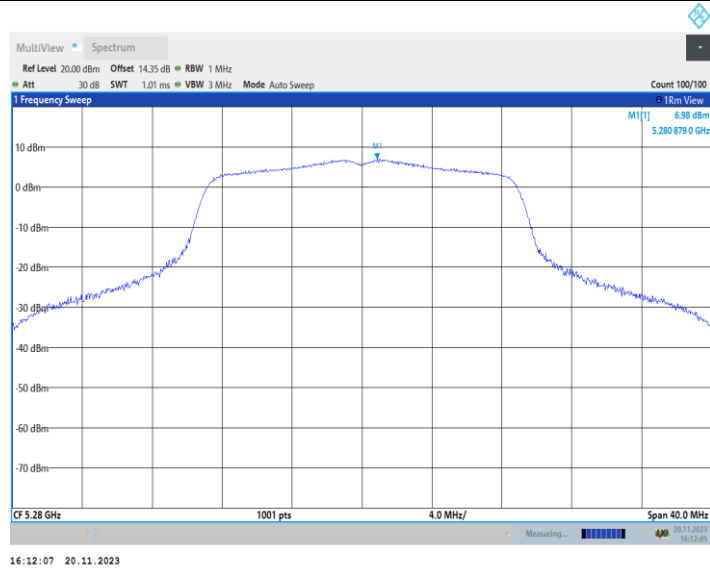
11A_Ant2_5260



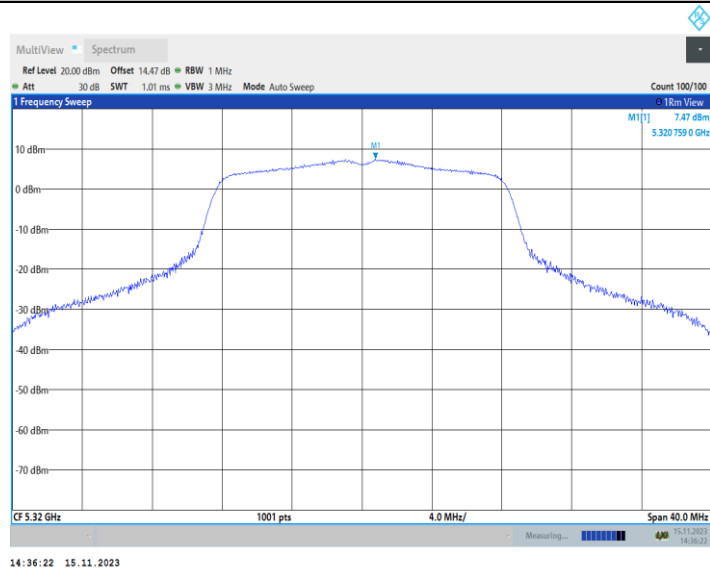
11A_Ant1_5280



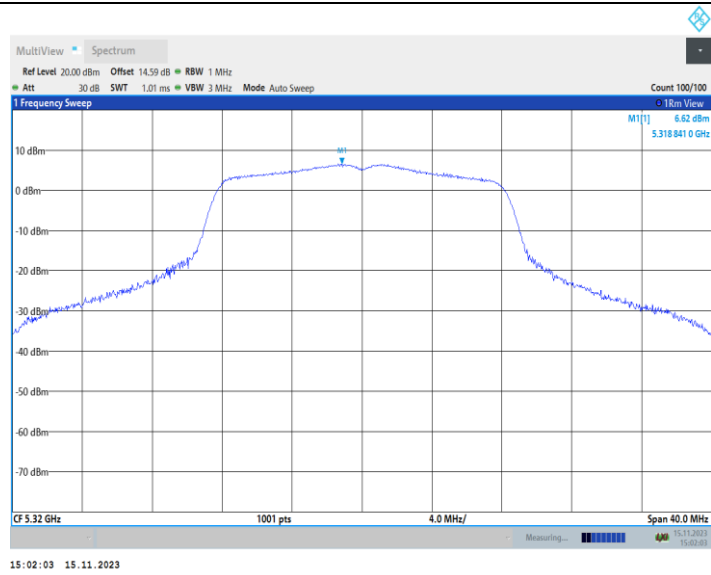
11A_Ant2_5280



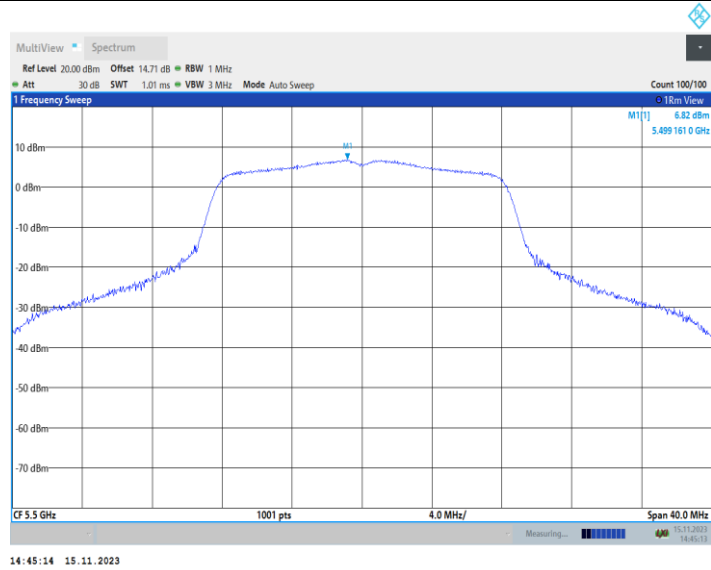
11A_Ant1_5320



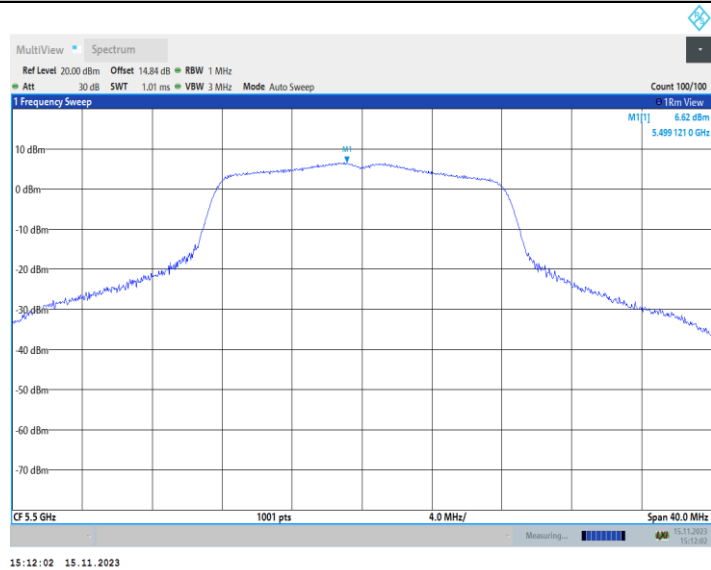
11A_Ant2_5320



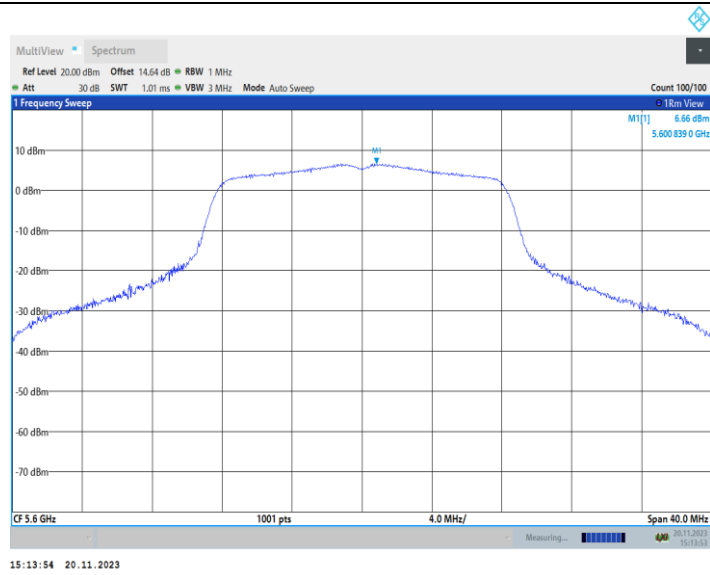
11A_Ant1_5500



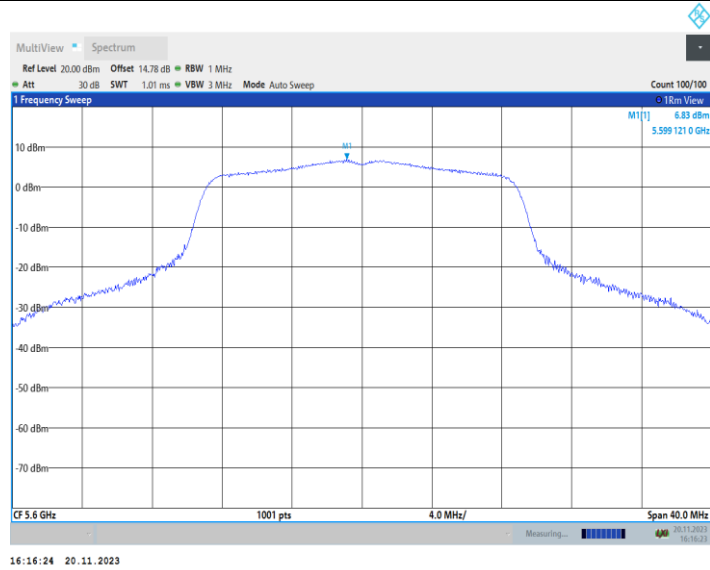
11A_Ant2_5500



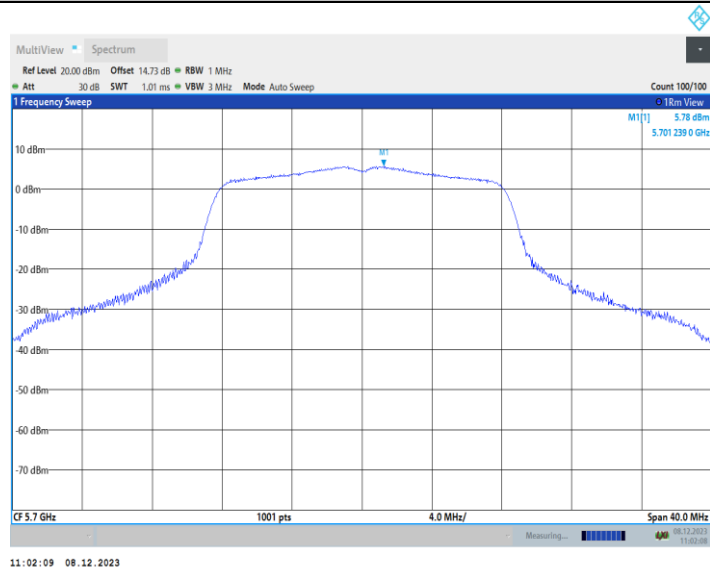
11A_Ant1_5600



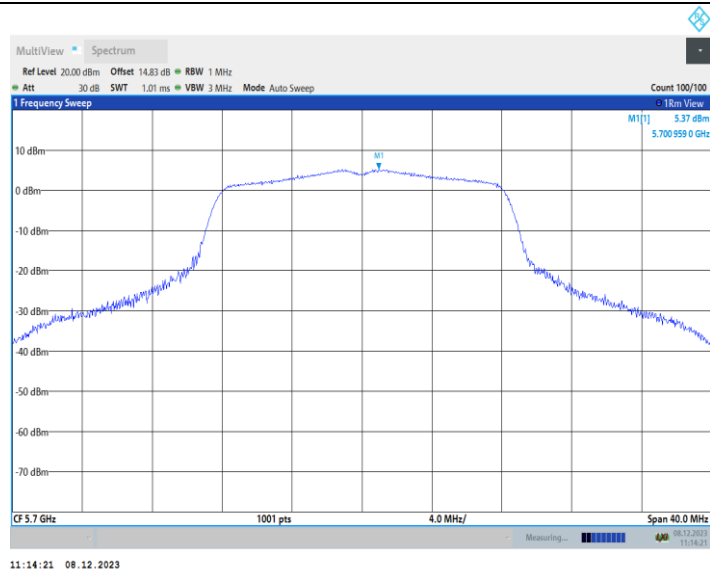
11A_Ant2_5600



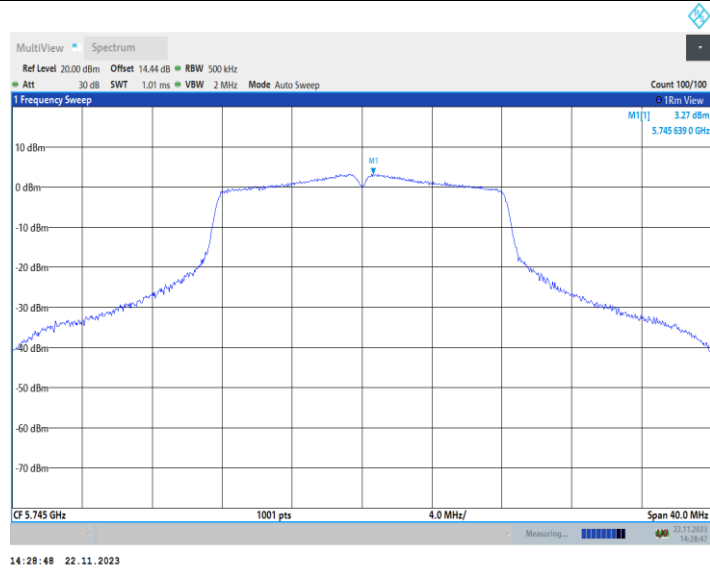
11A_Ant1_5700



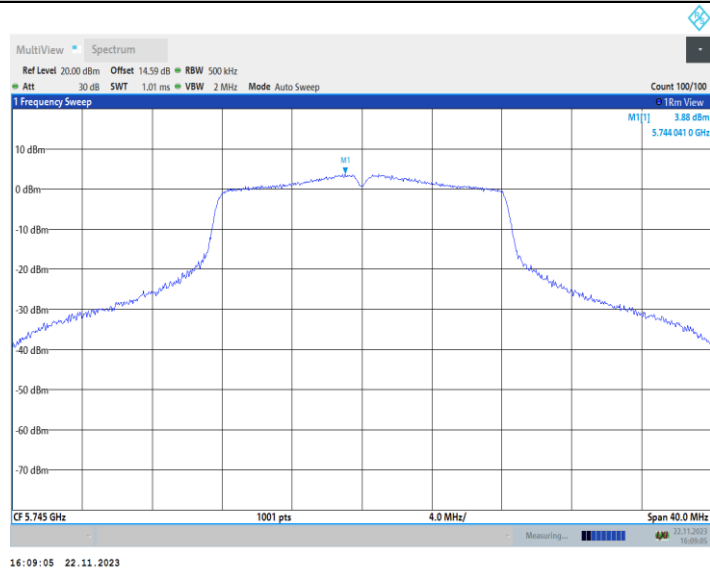
11A_Ant2_5700



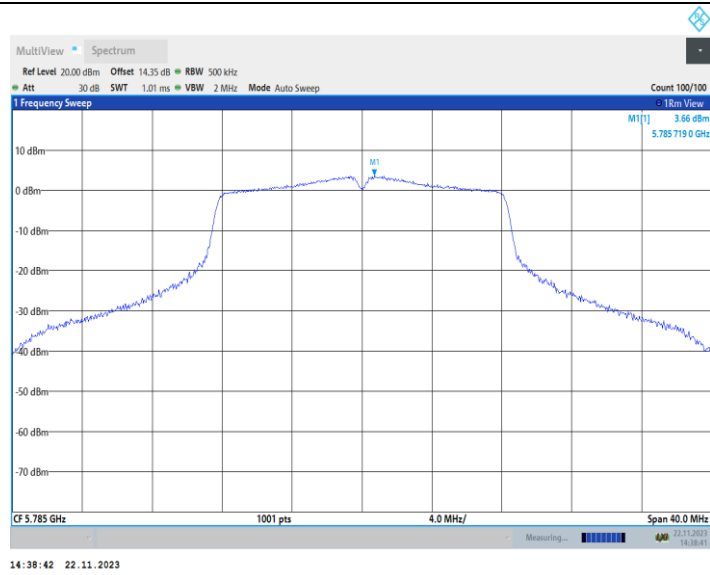
11A_Ant1_5745



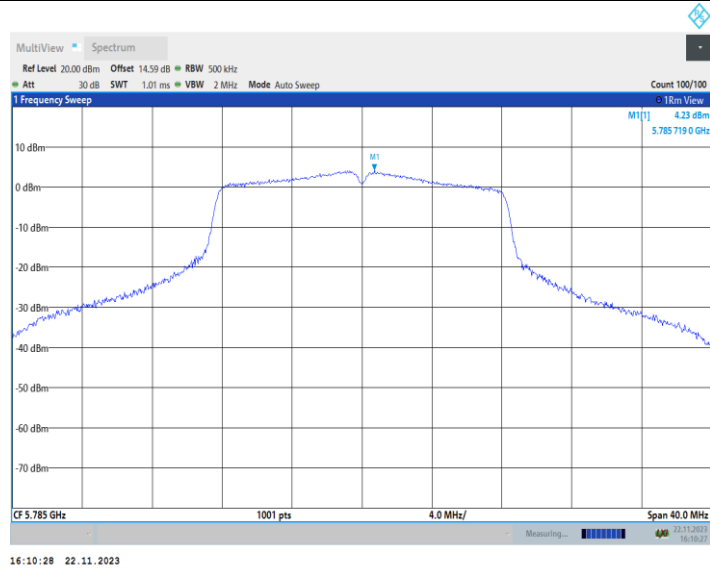
11A_Ant2_5745



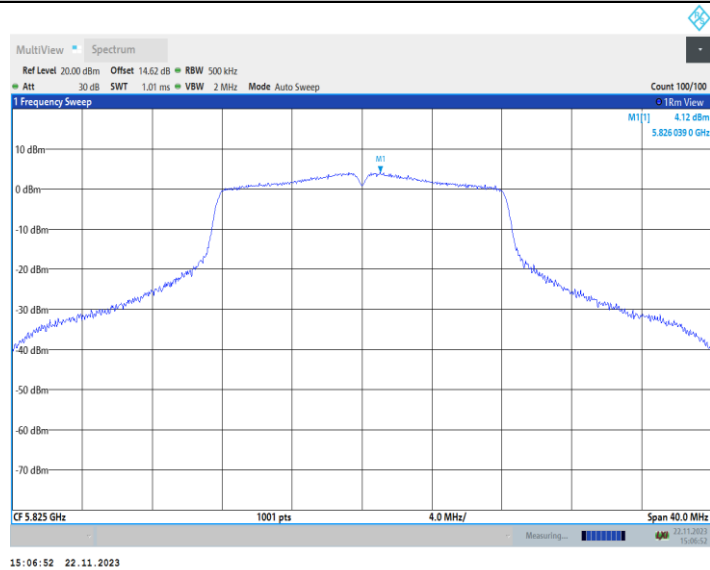
11A_Ant1_5785



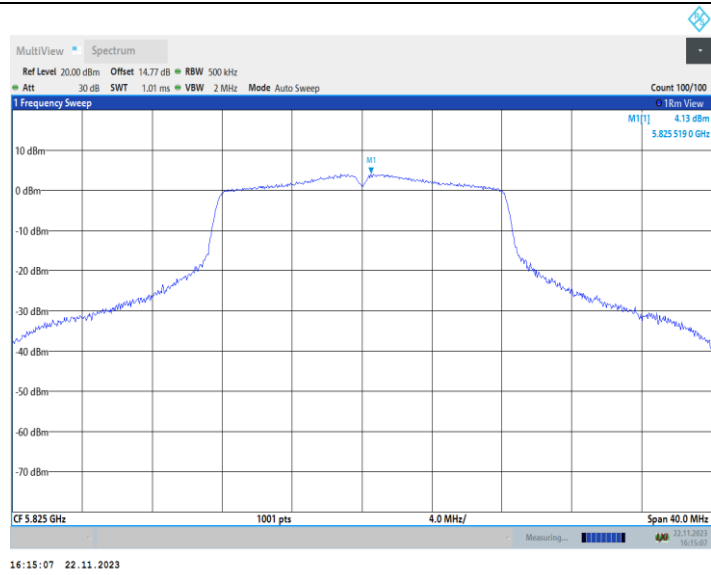
11A_Ant2_5785



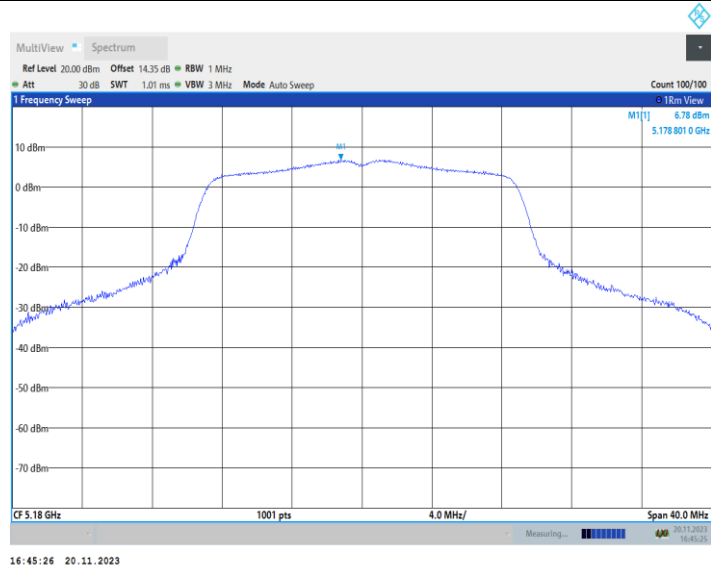
11A_Ant1_5825



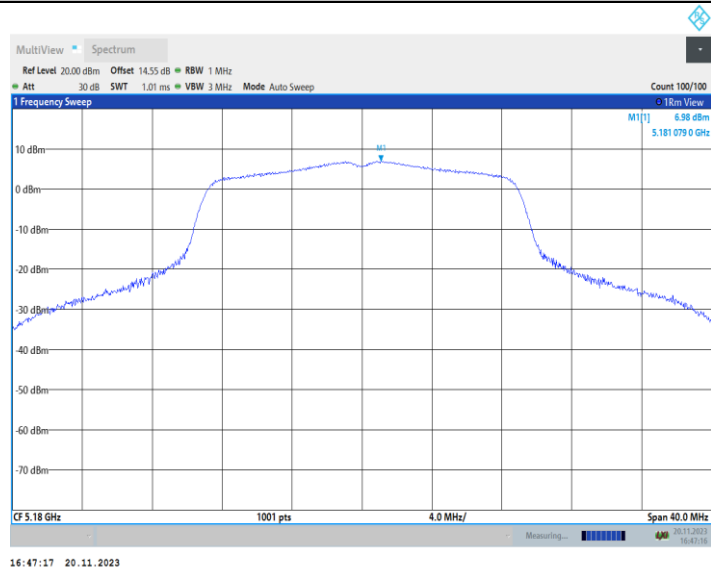
11A_Ant2_5825



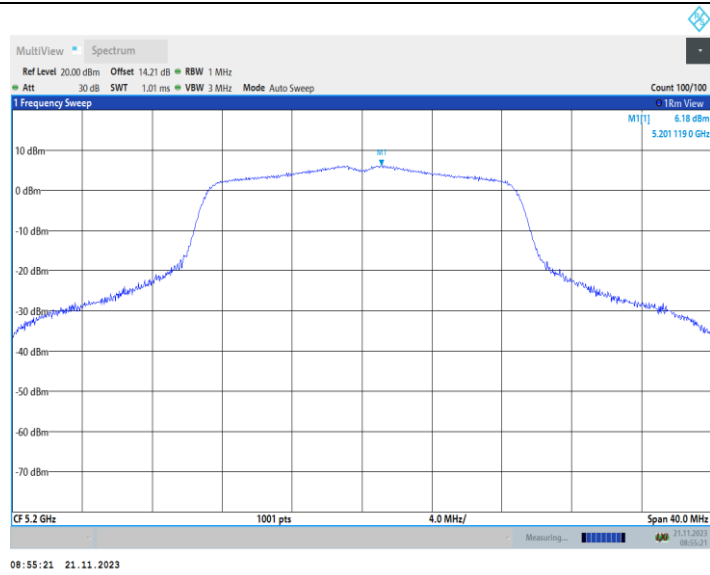
11N20MIMO_Ant1_5180



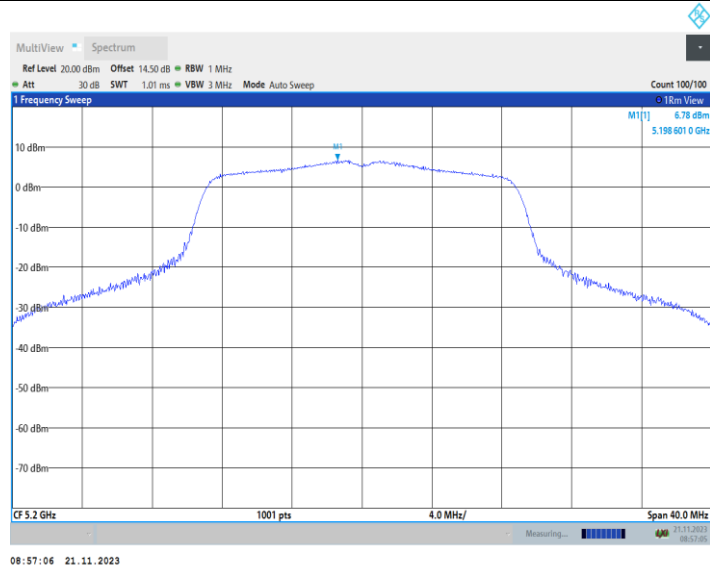
11N20MIMO_Ant2_5180



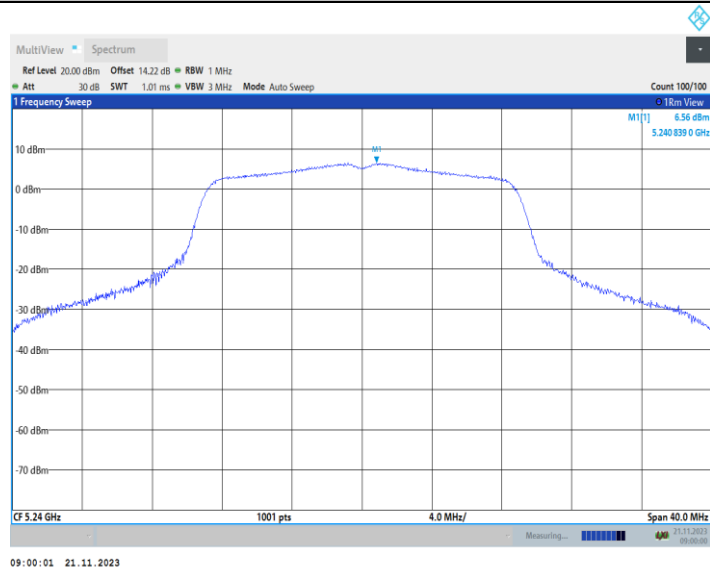
11N20MIMO_Ant1_5200



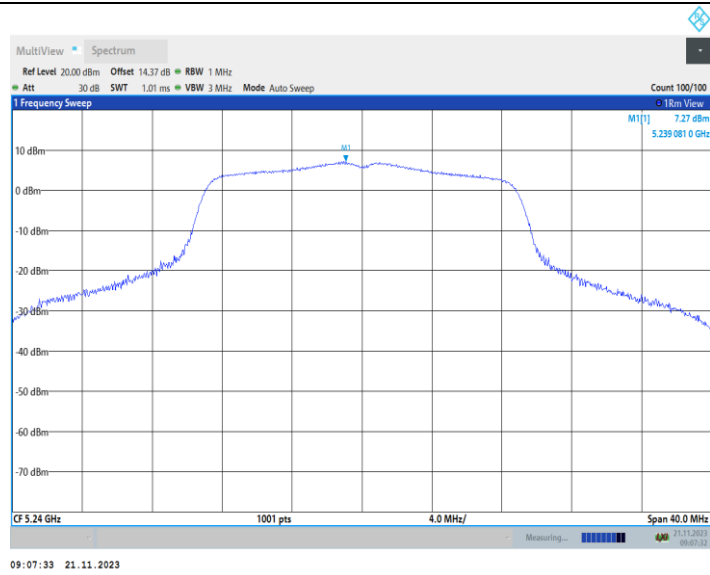
11N20MIMO_Ant2_5200



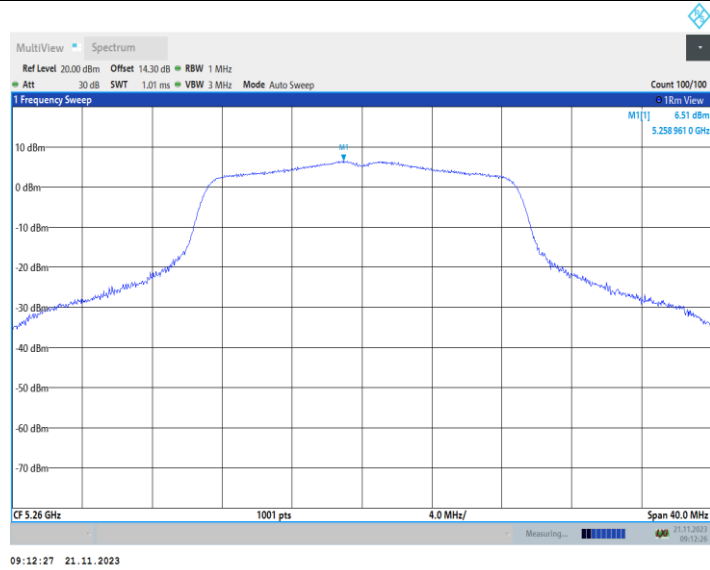
11N20MIMO_Ant1_5240



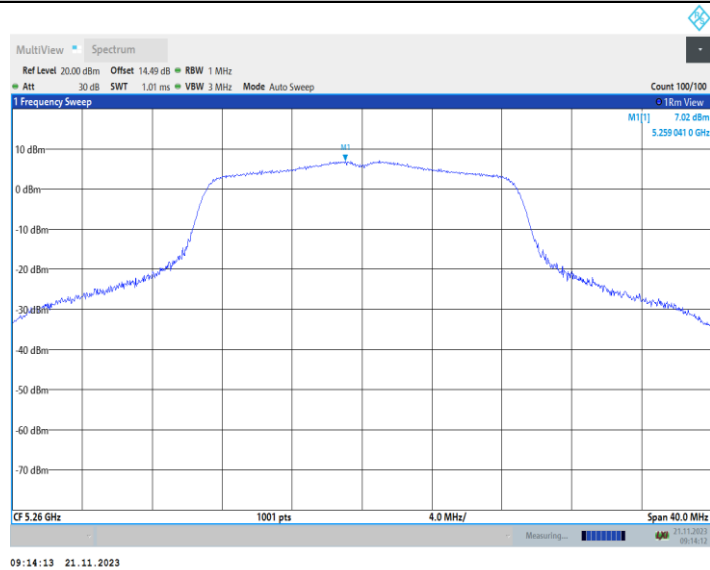
11N20MIMO_Ant2_5240



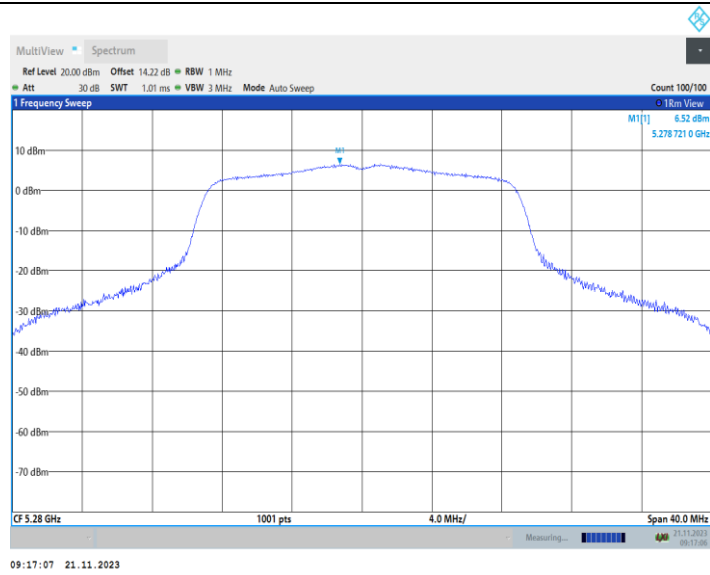
11N20MIMO_Ant1_5260



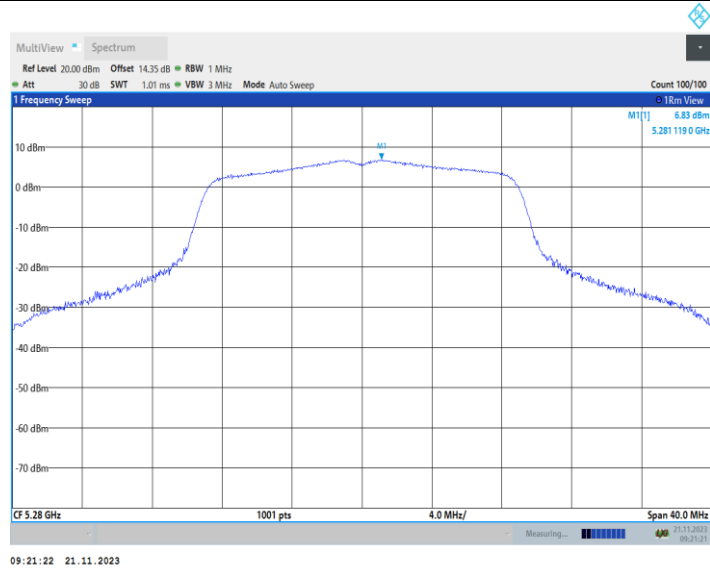
11N20MIMO_Ant2_5260



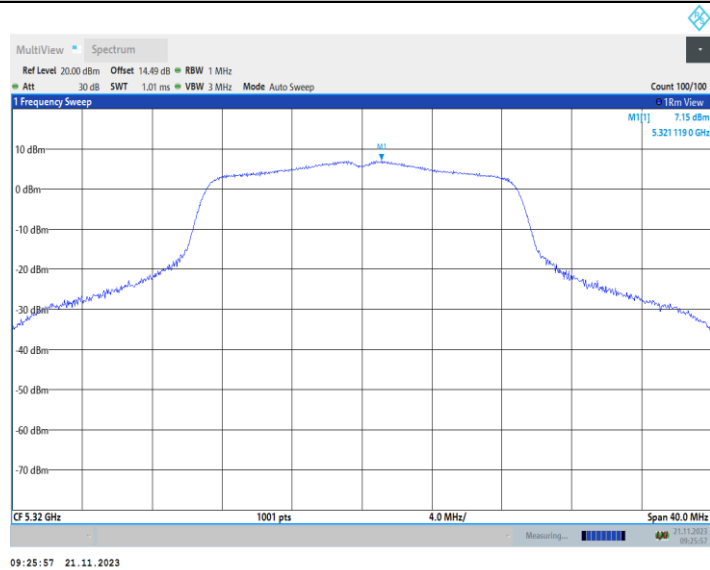
11N20MIMO_Ant1_5280



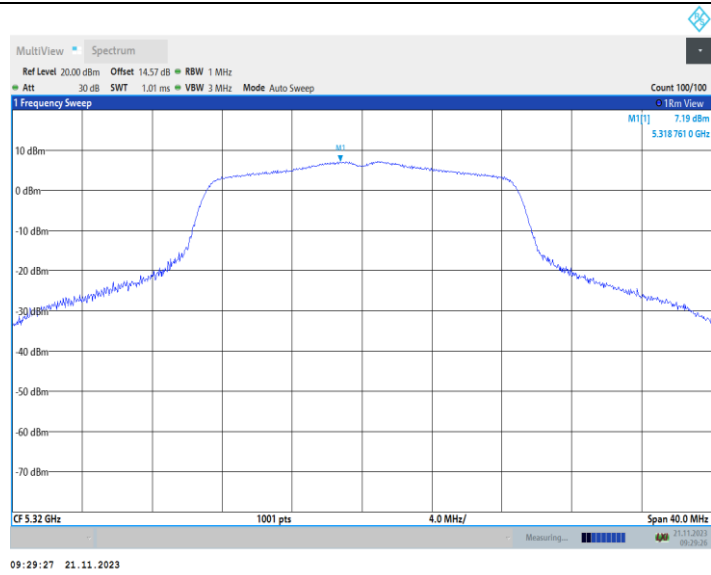
11N20MIMO_Ant2_5280



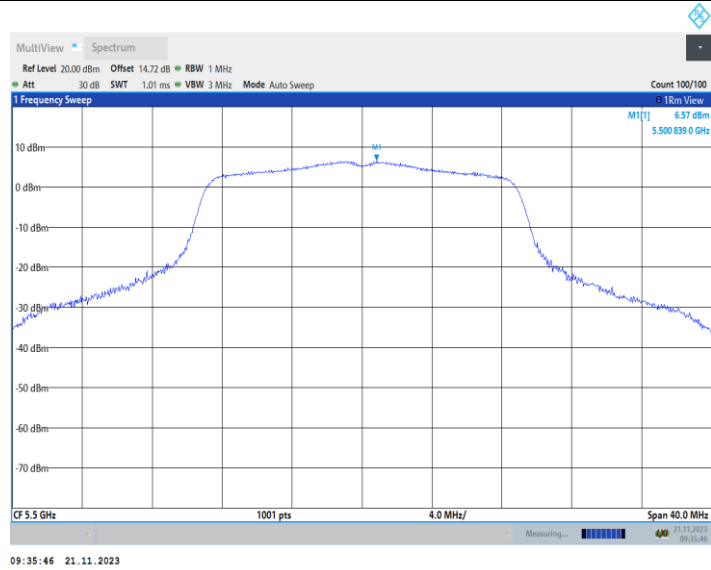
11N20MIMO_Ant1_5320



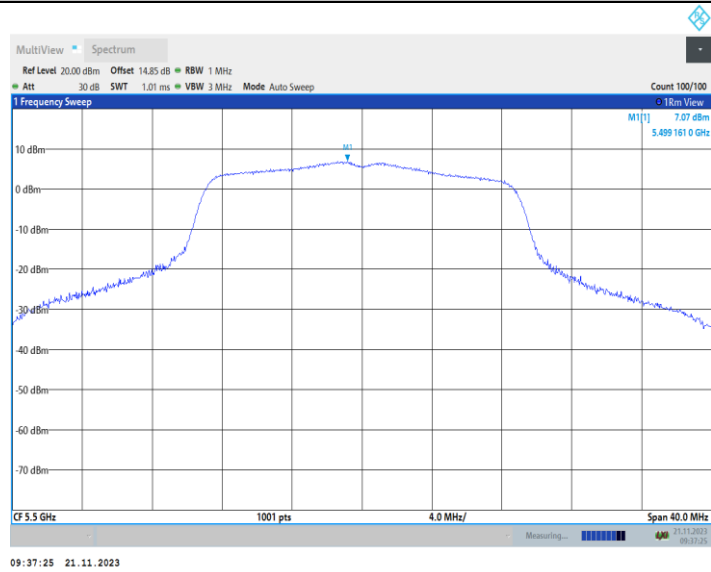
11N20MIMO_Ant2_5320



11N20MIMO_Ant1_5500



11N20MIMO_Ant2_5500



11N20MIMO_Ant1_5600