

TEST REPORT

Applicant: Realme Chongqing Mobile Telecommunications Corp., Ltd.
Address: No.178 Yulong Avenue, Yufengshan, Yubei District, Chongqing, China
Equipment Type: Mobile Phone
Model Name: RMX3853
Brand Name: realme
FCC ID: 2AUYFRMX3853
Test Standard: FCC 47 CFR Part 2.1093 (refer to section 3.1)
Maximum SAR: Head (1 g@0mm): 1.02 W/kg
Body-worn (1 g@15mm): 0.38 W/kg
Hotspot (1 g@10mm): 1.05 W/kg
Specific (10 g@0mm): 2.31 W/kg
Sample Arrival Date: Apr. 08, 2024
Test Date: Apr. 10, 2024
Date of Issue: Apr. 17, 2024

ISSUED BY:

Shenzhen BALUN Technology Co., Ltd.

Tested by: Zhang Jiwei

Checked by: Xu Rui

Approved by: Tolan Tu
(Testing Director)

Zhang Jiwei

Xu Rui

Tolan Tu

Revision History		
Version	Issue Date	Revisions Content
<u>Rev. 01</u>	<u>Apr. 17, 2024</u>	<u>Initial Issue</u>

TABLE OF CONTENTS

1	GENERAL INFORMATION.....	6
1.1	Test Laboratory	6
1.2	Test Location	6
1.3	Test Environment Condition.....	6
2	PRODUCT INFORMATION	7
2.1	Applicant Information	7
2.2	Manufacturer Information.....	7
2.3	General Description for Equipment under Test (EUT).....	7
2.4	Ancillary Equipment.....	8
2.5	Technical Information	9
3	SUMMARY OF TEST RESULT	11
3.1	Test Standards	11
3.2	Device Category and SAR Limit	12
3.3	Test Result Summary	13
3.4	Test Uncertainty	15
4	MEASUREMENT SYSTEM	16
4.1	Specific Absorption Rate (SAR) Definition	16
4.2	DASY SAR System	17
5	SYSTEM VERIFICATION.....	24
5.1	Purpose of System Check	24
5.2	System Check Setup	24
6	TEST POSITION CONFIGURATIONS	25
6.1	Head Exposure Conditions	25
6.2	Body-worn Position Conditions	27

6.3	Hotspot Mode Exposure Position Conditions	28
6.4	Product Specific 10g Exposure Consideration	28
7	MEASUREMENT PROCEDURE	29
7.1	Measurement Process Diagram	29
7.2	SAR Scan General Requirement	30
7.3	Measurement Procedure	31
7.4	Area & Zoom Scan Procedure	31
8	CONDUCTED RF OUPUT POWER	32
8.1	GSM.....	32
8.2	WCDMA	32
8.3	LTE.....	32
8.4	Intra-Band Uplink CA Normal Power.....	32
8.5	NR-SA Power	32
8.6	NR-NSA Power.....	32
8.7	WIFI.....	33
8.8	Bluetooth Ant.13.....	93
8.9	Bluetooth Ant.12.....	94
8.10	Power Reduction List.....	95
9	TEST EXCLUSION CONSIDERATION	115
10	TEST RESULT	116
10.1	GSM 850	116
10.2	GSM 1900	117
10.3	WCDMA Band 2	119
10.4	WCDMA Band 4	121
10.5	WCDMA Band 5	123
10.6	LTE Band 2 (20MHz Bandwidth)	124
10.7	LTE Band 4 (20MHz Bandwidth)	127
10.8	LTE Band 5 (10MHz Bandwidth)	131
10.9	LTE Band 7 (20MHz Bandwidth)	133
10.10	LTE Band 7 Worse case for CA Test.....	138

10.11	LTE Band 12 (10MHz Bandwidth).....	139
10.12	LTE Band 13 (10MHz Bandwidth).....	141
10.13	LTE Band 17 (10MHz Bandwidth).....	143
10.14	LTE Band 26 (15MHz Bandwidth).....	145
10.15	LTE Band 66 (20MHz Bandwidth).....	147
10.16	LTE Band 38 (20MHz Bandwidth).....	151
10.17	LTE Band 38 Worse case for CA Test.....	156
10.18	LTE Band 41 (20MHz Bandwidth).....	157
10.19	LTE Band 41 Worse case for CA Test.....	162
10.20	5G n5 (20MHz Bandwidth)	163
10.21	5G n7 (40MHz Bandwidth)	165
10.22	5G n66 (40MHz Bandwidth).....	169
10.23	5G n38 (40MHz Bandwidth).....	172
10.24	5G n41 (100MHz Bandwidth).....	178
10.25	WIFI 2.4GHz.....	183
10.26	WIFI 5GHz.....	186
10.27	Bluetooth	193
10.28	NFC SAR.....	195
10.29	Worst Case of LTE Band 38 (20MHz Bandwidth)	198
10.30	Worst Case of 5G n38 (40MHz Bandwidth)	198
10.31	Worst Case of 5G n41 (100MHz Bandwidth)	198
11	SAR Measurement Variability	199
12	SIMULTANEOUS TRANSMISSION.....	200
12.1	Simultaneous Transmission Mode Consider	200
12.2	Sum SAR of Simultaneous Transmission	201
13	TEST EQUIPMENTS LIST	293
ANNEX A	SIMULATING LIQUID VERIFICATION RESULT	294
ANNEX B	SYSTEM CHECK RESULT	295
ANNEX C	TEST DATA.....	357
ANNEX D	EUT EXTERNAL PHOTOS.....	541

ANNEX E	SAR TEST SETUP PHOTOS	541
ANNEX F	CALIBRATION REPORT	541

1 GENERAL INFORMATION

1.1 Test Laboratory

Name	Shenzhen BALUN Technology Co., Ltd.
Address	Block B, 1/F, Baisha Science and Technology Park, Shahe Xi Road, Nanshan District, Shenzhen, Guangdong Province, P. R. China
Phone Number	+86 755 6685 0100

1.2 Test Location

Name	Shenzhen BALUN Technology Co., Ltd.
Location	<input checked="" type="checkbox"/> Block B, 1/F, Baisha Science and Technology Park, Shahe Xi Road, Nanshan District, Shenzhen, Guangdong Province, P. R. China
	<input type="checkbox"/> 1/F, Building B, Ganghongji High-tech Intelligent Industrial Park, No. 1008, Songbai Road, Yangguang Community, Xili Sub-district, Nanshan District, Shenzhen, Guangdong Province, P. R. China
Accreditation Certificate	The laboratory is a testing organization accredited by FCC as a accredited testing laboratory. The designation number is CN1196.

1.3 Test Environment Condition

Ambient Temperature	18°C to 25°C
Ambient Relative Humidity	30% to 70%

2 PRODUCT INFORMATION

2.1 Applicant Information

Applicant	Realme Chongqing Mobile Telecommunications Corp., Ltd.
Address	No.178 Yulong Avenue, Yufengshan, Yubei District, Chongqing, China

2.2 Manufacturer Information

Manufacturer	Realme Chongqing Mobile Telecommunications Corp., Ltd.
Address	No.178 Yulong Avenue, Yufengshan, Yubei District, Chongqing, China

2.3 General Description for Equipment under Test (EUT)

EUT Name	Mobile Phone
Model Name Under Test	RMX3853
Series Model Name	N/A
Description of Model name differentiation	N/A
Hardware Version	11
Software Version	realme UI 5.0
Dimensions (Approx.)	about 162mm×75.1mm×8.65mm
Weight (Approx.)	about 191g(with battery)
EUT ID	SC-SZ2410127: S12, S13, S15, S16, S17 SC-SZ2440168: S05
IMEI Number	SC-SZ2410127-S12: IMEI1: 867848070019959 IMEI2: 867848070019942
	SC-SZ2410127-S13: IMEI1: 867848070019934 IMEI2: 867848070019926
	SC-SZ2410127-S15: IMEI1: 867848070019850 IMEI2: 867848070019843
	SC-SZ2410127-S16: IMEI1: 867848070019876 IMEI2: 867848070019868
	SC-SZ2410127-S17: IMEI1: 867848070019892 IMEI2: 867848070019884
	SC-SZ2440168-S05: IMEI1: 865806070019934 IMEI2: 865806070019926
Note1: EUT ID is used to identify the test sample in the lab internally.	
Note2: It is performed to test SAR with the EUT S15 & S16 & 17 & S05 and conducted power with the EUT S13 and S12.	

2.4 Ancillary Equipment

Ancillary Equipment 1	Battery	
	Brand Name	SUPERVOOC
	Model No.	BLPA51
	Serial No.	N/A
	Capacity	Rated: 2680mAh/20.96Wh Typical: 2750mAh/21.51Wh
	Rated Voltage	7.82 V
	Limit Charge Voltage	9.00 V

2.5 Technical Information

Network and Wireless connectivity	2G Network GSM/GPRS/EDGE 850/1900 MHz 3G Network WCDMA/HSDPA/HSUPA Band 2/4/5 4G Network LTE FDD Band 2/4/5/7/12/13/17/26/66 LTE TDD Band 38/41 LTE CA Uplink (UL): CA_7C, CA_38C, CA_41C, CA_2A-4A, CA_2A-7A, CA_2A-66A, CA_4A-5A, CA_4A-7A, CA_4A-12A, CA_5A-7A, CA_5A-66A, CA_7A-12A, CA_7A-66A, CA_12A-66A 5G Network SA: NR n5/n7/n38/n41/n66 NSA(EN-DC): DC_2A_n7A, DC_2A_n66A, DC_4A_n7A, DC_4A_n38A, DC_4A_n41A, DC_5A_n7A, DC_5A_n38A, DC_5A_n66A, DC_7A_n5A, DC_7A_n66A, DC_12A_n7A, DC_12A_n38A, DC_12A_n41A, DC_12A_n66A, DC_13A_n66A, DC_26A_n41A, DC_66A_n5A, DC_66A_n7A, DC_66A_n38A, DC_66A_n41A Bluetooth (BR+EDR+BLE) 2.4G WIFI 802.11b, 802.11g, 802.11n(HT20/40), VHT20/40 and 802.11ax(HE20/40) 5G WIFI 802.11a, 802.11n(HT20/40), 802.11ac(VHT20/40/80/160) and 802.11ax(HE20/40/80/160) U-NII-1/2A/2C/3, GPS, GLONASS, BDS, Galileo, SBAS, NFC
Note: The EUT is a mobile phone, which supports dual SIM card under the same transceiver. Each SIM supports GSM, WCDMA and LTE, and both SIM share the same transmitting electro circuit, NV parameters, so only SIM1 was tested in this report.	

The requirement for the following technical information of the EUT was tested in this report:

Operating Mode	GSM, WCDMA, LTE, NR, 2.4G WLAN, 5G WLAN, Bluetooth		
Frequency Range	GSM 850	TX: 824 ~ 849 MHz	RX: 869 ~ 894 MHz
	GSM 1900	TX: 1850 ~ 1910 MHz	RX: 1930 ~ 1990 MHz
	WCDMA Band 2	TX: 1850 ~ 1910 MHz	RX: 1930 ~ 1990 MHz
	WCDMA Band 4	TX: 1710 ~ 1755 MHz	RX: 2110 ~ 2155 MHz
	WCDMA Band 5	TX: 824 ~ 849 MHz	RX: 869 ~ 894 MHz
	LTE Band 2	TX: 1850 ~ 1910 MHz	RX: 1930 ~ 1990 MHz
	LTE Band 4	TX: 1710 ~ 1755 MHz	RX: 2110 ~ 2155 MHz
	LTE Band 5	TX: 824 ~ 849 MHz	RX: 869 ~ 894 MHz
	LTE Band 7	TX: 2500 ~ 2570 MHz	RX: 2620 ~ 2690 MHz
	LTE Band 12	TX: 699 ~ 716 MHz	RX: 729 ~ 746 MHz
	LTE Band 13	TX: 777 ~ 787 MHz	RX: 746 ~ 756 MHz
	LTE Band 17	TX: 704 ~ 716 MHz	RX: 734 ~ 746 MHz
	LTE Band 26	TX: 814 ~ 849 MHz	RX: 859 ~ 894 MHz
		TX: 824 ~ 849 MHz	RX: 869 ~ 894 MHz

	LTE Band 66	TX: 1710 ~ 1780 MHz	RX: 2110 ~ 2180 MHz
	LTE Band 38	TX: 2570 ~ 2620 MHz	RX: 2570 ~ 2620 MHz
	LTE Band 41	TX: 2496 ~ 2690 MHz	RX: 2496 ~ 2690 MHz
	n5	TX: 824 ~ 849 MHz	RX: 869 ~ 894 MHz
	n7	TX: 2500 ~ 2570 MHz	RX: 2620 ~ 2690 MHz
	n38	TX: 2570 ~ 2620 MHz	RX: 2570 ~ 2620 MHz
	n41	TX: 2496 ~ 2690 MHz	RX: 2496 ~ 2690 MHz
	n66	TX: 1710 ~ 1780 MHz	RX: 2110 ~ 2180 MHz
	802.11b/g /n(HT20/HT40)/VHT20/40	2412 ~ 2462 MHz	
	802.11ax (HE20/40)	2412 ~ 2462 MHz	
	802.11a/ /n(HT20/HT40) /ac(VHT20/VHT40 /VHT80/VHT160)	5150 ~ 5250 MHz	
		5250 ~ 5350 MHz	
		5470 ~ 5725 MHz	
		5725 ~ 5850 MHz	
	802.11ax (HE20/40/80/160)	5150 ~ 5250 MHz	
		5250 ~ 5350 MHz	
		5470 ~ 5725 MHz	
		5725 ~ 5850 MHz	
	Bluetooth	2402 ~ 2480 MHz	
Antenna Type	WWAN: PIFA Antenna WLAN: PIFA Antenna Bluetooth: PIFA Antenna		
DTM	N/A		
Hotspot Function	Support		
Power Reduction	Support		
Exposure Category	General Population/Uncontrolled exposure		
Product Type	Portable Device		
EUT Type	<input checked="" type="checkbox"/> Production unit	<input type="checkbox"/> Identical prototype	
<p>Note:</p> <ol style="list-style-type: none"> 1. The device utilizes independent power reduction mechanisms for SAR compliance for the 2/3/4/5G transmitter for held-to-ear exposure conditions. 2. The device utilizes independent power reduction mechanisms for SAR compliance for the 2/3/4/5G transmitter for near to body exposure conditions. 3. The reduction power details please refer section 8.10. 			

3 SUMMARY OF TEST RESULT

3.1 Test Standards

No.	Identity	Document Title
1	47 CFR Part 2.1093	Radiofrequency radiation exposure evaluation: portable devices
2	ANSI C95.1-1992	IEEE Standard for Safety Levels with Respect to Human Exposure to Radio Frequency Electromagnetic Fields, 3 kHz to 300 GHz
3	IEEE Std. 1528-2013	IEEE Recommended Practice for Determining the Peak Spatial-Average Specific Absorption Rate(SAR) in the Human Head from Wireless Communications Devices: Measurement Techniques
4	KDB 447498 D04 v01	447498 D04 Interim General RF Exposure Guidance v01
5	KDB 941225 D01 v03r01	3G SAR MEAUREMENT PROCEDURES
6	KDB 941225 D05 v02r05	SAR Evaluation Considerations for LTE Devices
7	KDB 941225 D05A v01r02	REL. 10 LTE SAR TEST GUIDANCE AND KDB INQUIRIES
8	KDB 941225 D06 v02r01	SAR EVALUATION PROCEDURES FOR PORTABLE DEVICES WITH WIRELESS ROUTER CAPABILITIES
9	KDB 865664 D01 v01r04	SAR Measurement 100 MHz to 6 GHz
10	KDB 865664 D02 v01r02	RF Exposure Reporting
11	KDB 648474 D04 v01r03	SAR EVALUATION CONSIDERATIONS FOR WIRELESS HANDSETS
12	KDB 248227 D01 v02r02	SAR GUIDANCE FOR IEEE 802.11 (Wi-Fi) TRANSMITTERS

Note: Compared with the EUT of test report BL-SZ2410450-701, the changes of the EUT of this report as below:

1. Changed model name from RMX3851 to RMX3853.
2. Changed FCC ID number from FCC ID: 2AUYFRMX3851 to FCC ID: 2AUYFRMX3853.
3. Changed CPU from SM8635 to SM7675, pin to pin IC design.
4. Changed battery back cover material.
5. Changed rear camera parameters and quantity.
6. Changed dimensions and weight information.
7. Added a flash led.

Other hardware circuit and software are the same as EUT referred in test report BL-SZ2410450-701.

Therefore, only added the worst case sport check test data in section 10.29 - 10.31 and ANNEX A/B/C, others test data please refer to report BL-SZ2410450-701, which was issued by Shenzhen BALUN Technology Co., Ltd. on Mar. 26, 2024.

3.2 Device Category and SAR Limit

This device belongs to portable device category because its radiating structure is allowed to be used within 20 centimeters of the body of the user.

Limit for General Population/Uncontrolled exposure should be applied for this device, it is 1.6 W/kg as averaged over any 1 gram of tissue.

Table of Exposure Limits:

Body Position	SAR Value (W/Kg)	
	General Population/ Uncontrolled Exposure	Occupational/ Controlled Exposure
Whole-Body SAR (averaged over the entire body)	0.08	0.4
Partial-Body SAR (averaged over any 1 gram of tissue)	1.60	8.0
SAR for hands, wrists, feet and ankles (averaged over any 10 grams of tissue)	4.0	20.0

NOTE:

General Population/Uncontrolled Exposure: Locations where there is the exposure of individuals who have no knowledge or control of their exposure. General population/uncontrolled exposure limits are applicable to situations in which the general public may be exposed or in which persons who are exposed as a consequence of their employment may not be made fully aware of the potential for exposure or cannot exercise control over their exposure. Members of the general public would come under this category when exposure is not employment-related; for example, in the case of a wireless transmitter that exposes persons in its vicinity.

Occupational/Controlled Exposure: Locations where there is exposure that may be incurred by persons who are aware of the potential for exposure, In general, occupational/controlled exposure limits are applicable to situations in which persons are exposed as a consequence of their employment, who have been made fully aware of the potential for exposure and can exercise control over their exposure. This exposure category is also applicable when the exposure is of a transient nature due to incidental passage through a location where the exposure levels may be higher than the general population/uncontrolled limits, but the exposed person is fully aware of the potential for exposure and can exercise control over his or her exposure by leaving the area or by some other appropriate means.

3.3 Test Result Summary

3.3.1 Highest SAR Values

Equipment Class	Band	Maximum Scaled SAR (W/kg)				Maximum Report SAR (W/kg)			
		Head (0mm)	Body-worn (15mm)	Hotspot (10mm)	Specific (0mm)	Head (0mm)	Body-worn (15mm)	Hotspot (10mm)	Specific (0mm)
		1g SAR			10g SAR	1g SAR			10g SAR
PCE	GSM 850	0.25	0.20	0.29	/	1.02	0.38	1.05	2.31
	GSM 1900	0.31	0.10	0.26	/				
	WCDMA Band 2	0.39	0.19	0.32	/				
	WCDMA Band 4	0.65	0.22	0.48	/				
	WCDMA Band 5	0.91	0.33	0.77	/				
	LTE Band 2	0.49	0.13	0.26	/				
	LTE Band 4	0.58	0.16	0.59	/				
	LTE Band 5	0.47	0.14	0.29	/				
	LTE Band 7	0.99	0.31	0.89	0.93				
	LTE Band 12	0.66	0.21	0.37	/				
	LTE Band 13	0.78	0.29	0.53	/				
	LTE Band 17	0.65	0.17	0.35	/				
	LTE Band 26	0.85	0.36	0.54	/				
	LTE Band 38	1.02	0.38	0.93	1.70				
	LTE Band 41	0.92	0.29	0.96	1.60				
	LTE Band 66	0.66	0.21	0.66	/				
	NR n5	0.46	0.24	0.36	/				
	NR n7	0.31	0.13	1.04	1.74				
	NR n38	1.00	0.25	1.05	1.88				
NR n41	0.76	0.30	0.91	2.31					
NR n66	0.82	0.21	0.72	/					
DTS	2.4G WLAN	0.99	0.27	0.63	1.20				
NII	5.2G WLAN	/	/	0.42	/				
	5.3G WLAN	0.78	0.34	/	1.37				
	5.6G WLAN	0.84	0.24	/	1.27				
	5.8G WLAN	0.83	0.35	0.66	1.12				
DSS	Bluetooth	0.28	0.01	0.10	0.63				
Limit (W/kg)		1.6			4.0	1.6			4.0
Verdict		PASS							

3.3.2 Highest Simultaneous Transmission SAR Values

Equipment Class	Maximum Scaled SAR (W/kg)			
	Head 1g (0mm)	Body-worn 1g (15mm)	Hotspot 1g (10mm)	Specific 10g (0mm)
PCE	1.49	0.73	1.35	3.15
DTS	1.26	0.65	1.29	2.97
NII	1.49	0.73	1.35	3.15
DSS	1.49	0.70	1.14	2.97
Limit (W/Kg)	1.60	1.60	1.60	4.00
Verdict	Pass			
Note: The highest simultaneous SAR please refer section 12.2				

3.4 Test Uncertainty

According to KDB 865664 D01, When the highest measured 1 g SAR within a frequency band is < 1.5 W/kg, the extensive SAR measurement uncertainty analysis is not required in SAR reports submitted for equipment approval.

The maximum 1 g SAR for the EUT in this report is 1.05 W/kg, which is lower than 1.5 W/kg, so the extensive SAR measurement uncertainty analysis is not required in this report.

The maximum 10 g SAR for the EUT in this report is 2.31 W/kg, which is lower than 3.75 W/kg, so the extensive SAR measurement uncertainty analysis is not required in this report.

4 MEASUREMENT SYSTEM

4.1 Specific Absorption Rate (SAR) Definition

SAR is related to the rate at which energy is absorbed per unit mass in an object exposed to a radio field. The SAR distribution in a biological body is complicated and is usually carried out by experimental techniques or numerical modeling. The standard recommends limits for two tiers of groups, occupational/controlled and general population/uncontrolled, based on a person's awareness and ability to exercise control over his or her exposure. In general, occupational/controlled exposure limits are higher than the limits for general population/uncontrolled.

The SAR definition is the time derivative (rate) of the incremental energy (dW) absorbed by (dissipated in) an incremental mass (dm) contained in a volume element (dv) of a given density (ρ). The equation description is as below:

$$\mathbf{SAR} = \frac{d}{dt} \left(\frac{dW}{dm} \right) = \frac{d}{dt} \left(\frac{dW}{\rho dv} \right)$$

SAR is expressed in units of Watts per kilogram (W/kg) SAR measurement can be related to the electrical field in the tissue by

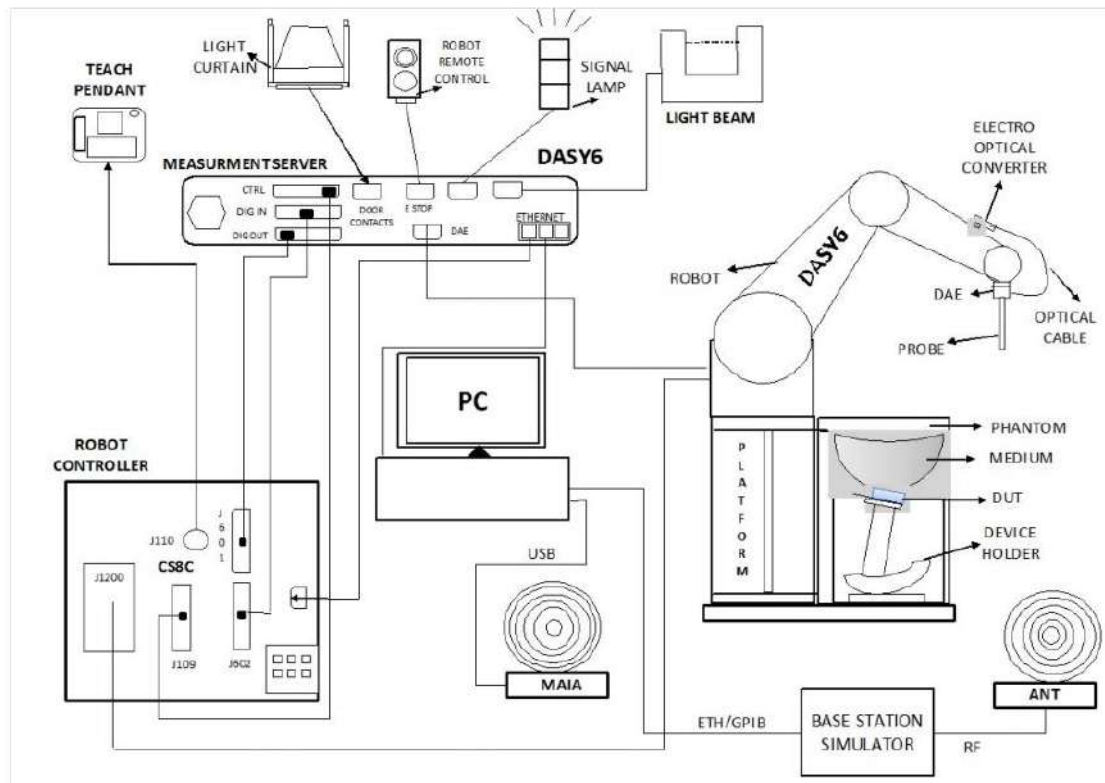
$$\mathbf{SAR} = \frac{\sigma E^2}{\rho}$$

Where: σ is the conductivity of the tissue,

ρ is the mass density of the tissue and E is the RMS electrical field strength.

4.2 DASY SAR System

4.2.1 DASY SAR System Diagram



The DASY system for performing compliance tests consists of the following items:

1. A standard high precision 6-axis robot (Stäubli RX family) with controller and software. An arm extension for accommodating the data acquisition electronics (DAE).
2. A dosimetric probe, i.e. an isotropic E-field probe optimized and calibrated for usage in tissue simulating liquid. The probe is equipped with an optical surface detector system.
3. A data acquisition electronic (DAE) which performs the signal amplification, signal multiplexing, AD-conversion, offset measurements, mechanical surface detection, collision detection, etc. The unit is battery powered with standard or rechargeable batteries. The signal is optically transmitted to the EOC.
4. A unit to operate the optical surface detector which is connected to the EOC.
5. The Electro-Optical Coupler (EOC) performs the conversion from the optical into a digital electric signal of the DAE. The EOC is connected to the DASY5 measurement server.
6. The DASY5 measurement server, which performs all real-time data evaluation for field measurements and surface detection, controls robot movements and handles safety operation.
7. DASY5 software and SEMCAD data evaluation software.
8. Remote control with teach panel and additional circuitry for robot safety such as warning lamps, etc.
9. The generic twin phantom enabling the testing of left-hand and right-hand usage.
10. The device holder for handheld mobile phones.
11. Tissue simulating liquid mixed according to the given recipes.
12. System validation dipoles allowing to validate the proper functioning of the system.

4.2.2 Robot

The Dasy SAR system uses the high precision robots. Symmetrical design with triangular core Built-in optical fiber for surface detection system For the 6-axis controller system, Built-in shielding against static charges PEEK enclosure material (resistant to organic solvents). The robot series have many features that are important for our application:



- **High precision**
(repeatability ± 0.02 mm)
- **High reliability**
(industrial design)
- **Low maintenance costs**
(virtually maintenance free due to direct drive gears; no belt drives)
- **Jerk-free straight movements**
(brush less synchron motors; no stepper motors)
- **Low ELF interference**
(motor control _elds shielded via the closed metallic construction shields)

4.2.3 E-Field Probe

The probe is specially designed and calibrated for use in liquids with high permittivities for the measurements the Specific Dosimetric E-Field Probe EX3DV4 SN: 7607 with following specifications is used.

Construction	Symmetrical design with triangular core Built-in optical fiber for surface detection system Built-in shielding against static charges PEEK enclosure material (resistant to organic solvents, e.g., glycolether)
Calibration	ISO/IEC 17025 calibration service available
Frequency	4 MHz to 10 GHz; Linearity: ± 0.2 dB
Directivity	± 0.2 dB in HSL (rotation around probe axis) ; ± 0.4 dB in HSL (rotation normal to probe axis)
Dynamic range	5 μ W/g to > 100 mW/g; Linearity: ± 0.2 dB
Dimensions	Overall length: 337 mm (Tip: 9 mm) Tip diameter: 2.5 mm (Body: 10 mm) Distance from probe tip to dipole centers: 1.0 mm
Application	General dosimetry up to 3 GHz Compliance tests of mobile phones Fast automatic scanning in arbitrary phantoms (EX3DV4)



E-Field Probe Calibration Process

Probe calibration is realized, in compliance with IEC/IEEE 62209-1528 and IEEE 1528 std, with CALISAR, Antennessa proprietary calibration system. The calibration is performed with the IEC/IEEE 62209-1528 annexe technique using reference guide at the five frequencies.

4.2.4 Data Acquisition Electronics


The data acquisition electronics (DAE) consist of a highly sensitive electrometer-grade preamplifier with auto-zeroing, a channel and gain-switching multiplexer, a fast 16 bit AD-converte and a command decoder with a control logic unit. Transmission to the measurement server is accomplished through an optical downlink for data and status information, as well as an optical uplink for commands and the clock.



- Input Impedance: 200M Ω m
- The Inputs: Symmetrical and Floating
- Commom Mode Rejection: Above 80dB

4.2.5 Phantoms

For the measurements the Specific Anthropomorphic Mannequin (SAM) defined by the IEEE SCC-34/SC2 group is used. The phantom is a polyurethane shell integrated in a wooden table. The thickness of the phantom amounts to 2mm +/- 0.2mm. It enables the dosimetric evaluation of left and right phone usage and includes an additional flat phantom part for the simplified performance check. The phantom set-up includes a cover, which prevents the evaporation of the liquid.



- Left head
- Right head
- Flat phantom

Photo of Phantom SN1859



Serial Number	Material	Length	Height
SN 1859 SAM2	Vinylester, glass fiber reinforced	1000	500

4.2.6 Device Holder


The DASY5 device holder has two scales for device rotation (with respect to the body axis) and the device inclination (with respect to the line between the ear openings). The plane between the ear openings and the mouth tip has a rotation angle of 65° . The bottom plate contains three pair of bolts for locking the device holder. The device holder positions are adjusted to the standard measurement positions in the three sections. This device holder is used for standard mobile phones or PDA"s only. If necessary an additional support of polystyrene material is used. Larger DUT"s (e.g. notebooks) cannot be tested using this device holder. Instead a support of bigger polystyrene cubes and thin polystyrene plates is used to position the DUT in all relevant positions to find and measure spots with maximum SAR values. Therefore those devices are normally only tested at the flat part of the SAM.



The positioning system allows obtaining cheek and tilting position with a very good accuracy. Incompliance with CENELEC, the tilt angle uncertainty is lower than 1° .

4.2.7 Simulating Liquid

For SAR measurement of the field distribution inside the phantom, the phantom must be filled with homogeneous tissue simulating liquid to a depth of at least 15 cm. For head SAR testing, the liquid height from the ear reference point (ERP) of the phantom to the liquid top surface is larger than 15 cm. For body SAR testing, the liquid height from the center of the flat phantom to the liquid top surface is larger than 15 cm. The nominal dielectric values of the tissue simulating liquids in the phantom and the tolerance of 5%.



The following table gives the recipes for tissue simulating liquid.

TSL	Manufacturer / Model	Freq Range (MHz)	Main Ingredients
Head WideBand	SPEAG HBBL600-10000V6	600-10000	Ethenediol, Sodium petroleum sulfonate, Hexylene Glycol / 2-Methyl-pentane-2.4-diol, Alkoxylated alcohol

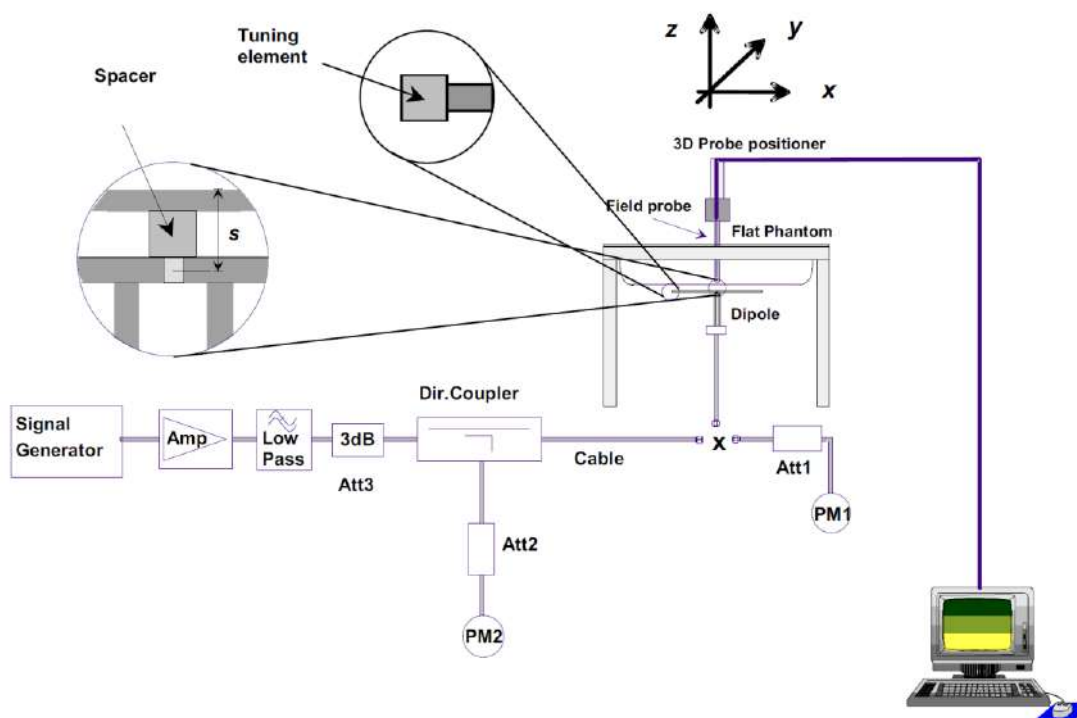
5 SYSTEM VERIFICATION

5.1 Purpose of System Check

The system performance check verifies that the system operates within its specifications. System and operator errors can be detected and corrected. It is recommended that the system performance check be performed prior to any usage of the system in order to guarantee reproducible results. The system performance check uses normal SAR measurements in a simplified setup with a well characterized source. This setup was selected to give a high sensitivity to all parameters that might fail or vary over time. The system check does not intend to replace the calibration of the components, but indicates situations where the system uncertainty is exceeded due to drift or failure.

5.2 System Check Setup

In the simplified setup for system evaluation, the EUT is replaced by a calibrated dipole and the power source is replaced by a continuous wave that comes from a signal generator. The calibrated dipole must be placed beneath the flat phantom section of the SAM twin phantom with the correct distance holder. The distance holder should touch the phantom surface with a light pressure at the reference marking and be oriented parallel to the long side of the phantom. The equipment setup is shown below:



6 TEST POSITION CONFIGURATIONS

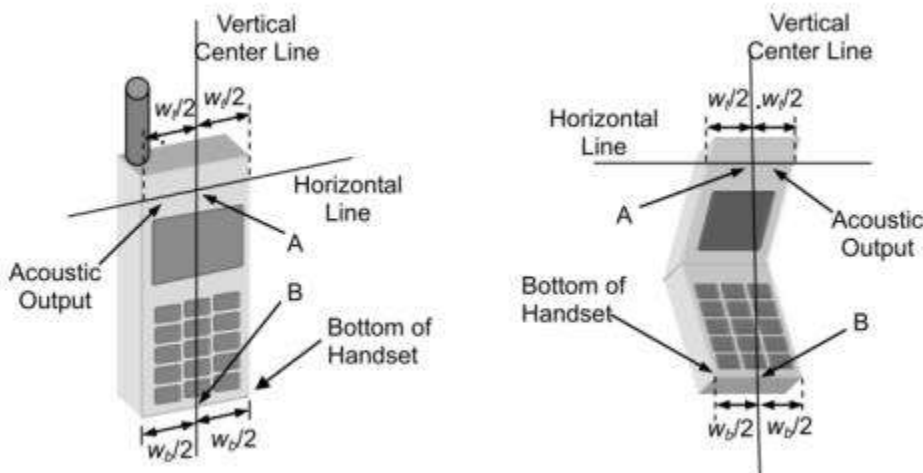
According to KDB 648474 D04 Handset, handsets are tested for SAR compliance in head, body-worn accessory and other use configurations described in the following subsections.

6.1 Head Exposure Conditions

Head exposure is limited to next to the ear voice mode operations. Head SAR compliance is tested according to the test positions defined in IEEE Std 1528-2013 using the SAM phantom illustrated as below.

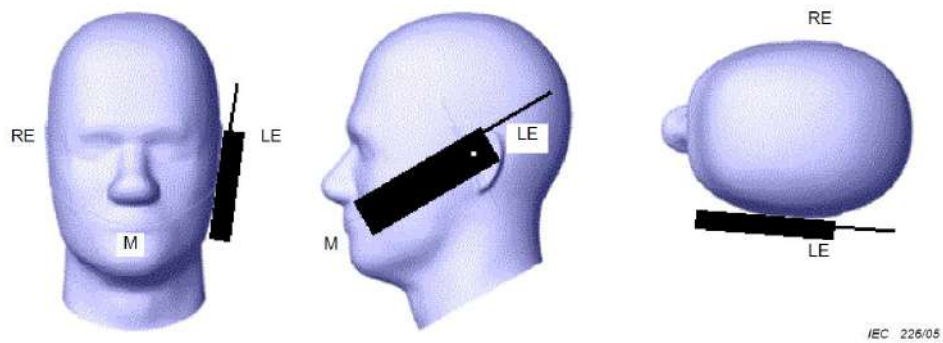
6.1.1 Two Imaginary Lines on the Handset

- The vertical center line passes through two points on the front side of the handset - the midpoint of the width w_t of the handset at the level of the acoustic output, and the midpoint of the width w_b of the bottom of the handset.
- The horizontal line is perpendicular to the vertical centerline and passes through the center of the acoustic output. The horizontal line is also tangential to the face of the handset at point A.
- The two lines intersect at point A. Note that for many handsets, point A coincides with the center of the acoustic output; however, the acoustic output may be located elsewhere on the horizontal line. Also note that the vertical center line is not necessarily parallel to the front face of the handset, especially for clamshell handsets, handsets with flip covers, and other irregularly shaped handsets.



6.1.2 Cheek Position

- To position the device with the vertical center line of the body of the device and the horizontal line crossing the center piece in a plane parallel to the sagittal plane of the phantom. While maintaining the device in this plane, align the vertical center line with the reference plane containing the three ear and mouth reference point (M: Mouth, RE: Right Ear, and LE: Left Ear) and align the center of the ear piece with the line RE-LE.
- To move the device towards the phantom with the ear piece aligned with the line LE-RE until the phone touched the ear. While maintaining the device in the reference plane and maintaining the phone contact with the ear, move the bottom of the phone until any point on the front side is in contact with the cheek of the phantom or until contact with the ear is lost.



6.1.3 Tilted Position

- (a) To position the device in the “cheek” position described above.
- (b) While maintaining the device the reference plane described above and pivoting against the ear, moves it outward away from the mouth by an angle of 15 degrees or until contact with the ear is lost.

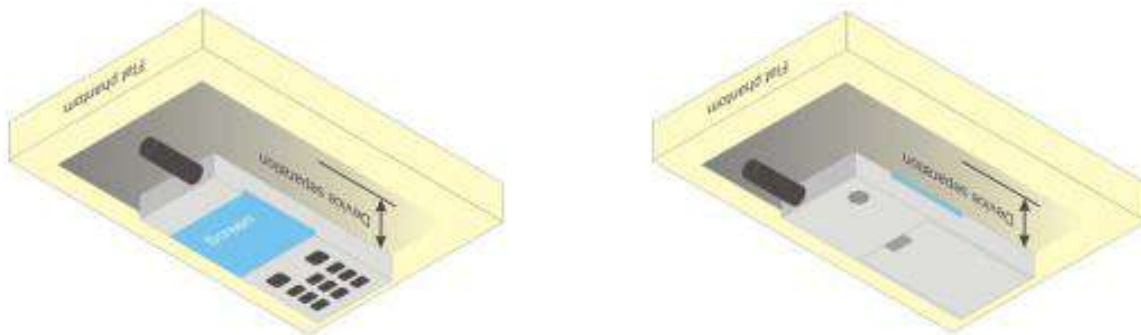


6.2 Body-worn Position Conditions

Body-worn accessory exposure is typically related to voice mode operations when handsets are carried in body-worn accessories. The body-worn accessory procedures in KDB 447498 are used to test for body-worn accessory SAR compliance, without a headset connected to it. This enables the test results for such configuration to be compatible with that required for hotspot mode when the body-worn accessory test separation distance is greater than or equal to that required for hotspot mode. When the reported SAR for a body-worn accessory.

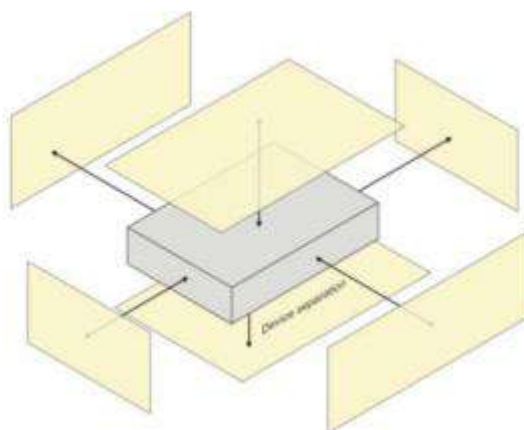
Body-worn accessories that do not contain metallic or conductive components may be tested according to worst-case exposure configurations, typically according to the smallest test separation distance required for the group of body-worn accessories with similar operating and exposure characteristics. All body-worn accessories containing metallic components are tested in conjunction with the host device.

Body-worn accessory SAR compliance is based on a single minimum test separation distance for all wireless and operating modes applicable to each body-worn accessory used by the host, and according to the relevant voice and/or data mode transmissions and operations. If a body-worn accessory supports voice only operations in its normal and expected use conditions, testing of data mode for body-worn compliance is not required. A conservative minimum test separation distance for supporting off-the-shelf body-worn accessories that may be acquired by users of consumer handsets is used to test for body-worn accessory SAR compliance. This distance is determined by the handset manufacturer, according to the requirements of Supplement C 01-01. Devices that are designed to operate on the body of users using lanyards and straps, or without requiring additional body-worn accessories, will be tested using a conservative minimum test separation distance ≤ 5 mm to support compliance.



6.3 Hotspot Mode Exposure Position Conditions

For handsets that support hotspot mode operations, with wireless router capabilities and various web browsing functions, the relevant hand and body exposure conditions are tested according to the hotspot SAR procedures in KDB 941225. A test separation distance of 10 mm is required between the phantom and all surfaces and edges with a transmitting antenna located within 25 mm from that surface or edge. When the form factor of a handset is smaller than 9 cm x 5 cm, a test separation distance of 5 mm (instead of 10 mm) is required for testing hotspot mode. When the separation distance required for body-worn accessory testing is larger than or equal to that tested for hotspot mode, in the same wireless mode and for the same surface of the phone, the hotspot mode SAR data may be used to support body-worn accessory SAR compliance for that particular configuration (surface).



6.4 Product Specific 10g Exposure Consideration

According with FCC KDB 648474 D04, for smart phones with a display diagonal dimension > 15.0 cm or an overall diagonal dimension > 16.0 cm that provide similar mobile web access and multimedia support found in mini-tablets or UMPC mini-tablets that support voice calls next to the ear, unless it is confirmed otherwise through KDB inquiries, the following phablet procedures should be applied to evaluate SAR compliance for each applicable wireless modes and frequency band. Devices marketed as phablets, regardless of form factors and operating characteristics must be tested as a phablet to determine SAR compliance;

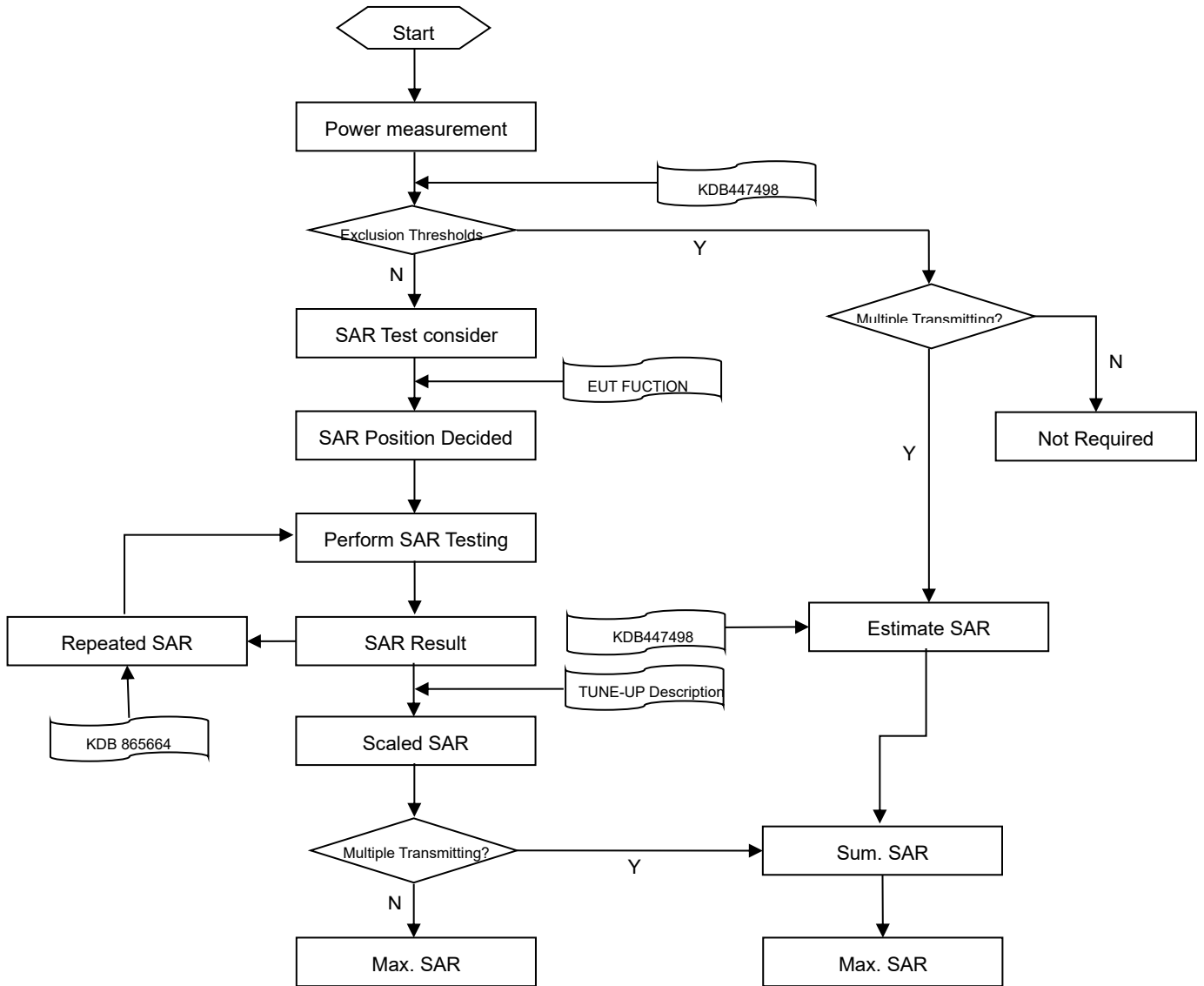
The UMPC mini-tablet procedures must also be applied to test the SAR of all surfaces and edges with an antenna located at ≤ 25 mm from that surface or edge, in direct contact with a flat phantom, for 10-g extremity SAR according to the body-equivalent tissue dielectric parameters in KDB 865664 to address interactive hand use exposure conditions. The UMPC mini-tablet 1-g SAR at 5 mm is not required. When hotspot mode applies, 10-g extremity SAR is required only for the surfaces and edges with hotspot mode 1-g reported SAR > 1.2 W/kg.

6

6.

7 MEASUREMENT PROCEDURE

7.1 Measurement Process Diagram



7.2 SAR Scan General Requirement

Probe boundary effect error compensation is required for measurements with the probe tip closer than half a probe tip diameter to the phantom surface. Both the probe tip diameter and sensor offset distance must satisfy measurement protocols; to ensure probe boundary effect errors are minimized and the higher fields closest to the phantom surface can be correctly measured and extrapolated to the phantom surface for computing 1 g SAR. Tolerances of the post-processing algorithms must be verified by the test laboratory for the scan resolutions used in the SAR measurements, according to the reference distribution functions specified in IEEE Std 1528-2013.

		≤3GHz	>3GHz
Maximum distance from closest measurement point (geometric center of probe sensors) to phantom surface		5±1 mm	$\frac{1}{2} \cdot \delta \cdot \ln(2) \pm 0.5$ mm
Maximum probe angle from probe axis to phantom surface normal at the measurement location		30°±1°	20°±1°
Maximum area scan spatial resolution: Δx Area , Δy Area		≤ 2 GHz: ≤ 15 mm 2 – 3 GHz: ≤ 12 mm	3–4 GHz: ≤ 12 mm 4 – 6 GHz: ≤ 10 mm
		When the x or y dimension of the test device, in the measurement plane orientation, is smaller than the above, the measurement resolution must be ≤ the corresponding x or y dimension of the test device with at least one measurement point on the test device.	
Maximum zoom scan spatial resolution: Δx Zoom , Δy Zoom		≤ 2 GHz: ≤ 8 mm 2 – 3 GHz: ≤ 5 mm*	3–4 GHz: ≤ 5 mm* 4 – 6 GHz: ≤ 4 mm*
Maximum zoom scan spatial resolution, normal to phantom surface	uniform grid: Δz Zoom (n)	≤ 5 mm	3–4 GHz: ≤ 4 mm
			4–5 GHz: ≤ 3 mm
			5–6 GHz: ≤ 2 mm
	graded grid	Δz Zoom (1): between 1st two points closest to phantom surface	≤ 4 mm
4–5 GHz: ≤ 2.5 mm			
	Δz Zoom (n>1): between subsequent points	≤ 1.5· Δz Zoom (n-1)	
Minimum zoom scan volume	x, y, z	≥30 mm	3–4 GHz: ≥ 28 mm
			4–5 GHz: ≥ 25 mm
			5–6 GHz: ≥ 22 mm

Note:

1. δ is the penetration depth of a plane-wave at normal incidence to the tissue medium; see draft standard IEEE P1528-2011 for details.
2. * When zoom scan is required and the reported SAR from the area scan based 1 g SAR estimation procedures of KDB 447498 is ≤ 1.4 W/kg, ≤ 8 mm, ≤ 7 mm and ≤ 5 mm zoom scan resolution may be applied, respectively, for 2 GHz to 3GHz, 3 GHz to 4 GHz and 4 GHz to 6 GHz.

7.3 Measurement Procedure

The following steps are used for each test position

- a. Establish a call with the maximum output power with a base station simulator. The connection between the mobile and the base station simulator is established via air interface
- b. Measurement of the local E-field value at a fixed location. This value serves as a reference value for calculating a possible power drift.
- c. Measurement of the SAR distribution with a grid of 8 to 16mm * 8 to 16 mm and a constant distance to the inner surface of the phantom. Since the sensors cannot directly measure at the inner phantom surface, the values between the sensors and the inner phantom surface are extrapolated. With these values the area of the maximum SAR is calculated by an interpolation scheme.
- d. Around this point, a cube of 30 * 30 * 30 mm or 32 * 32 * 32 mm is assessed by measuring 5 or 8 * 5 or 8*4 or 5 mm. With these data, the peak spatial-average SAR value can be calculated.

7.4 Area & Zoom Scan Procedure

First Area Scan is used to locate the approximate location(s) of the local peak SAR value(s). The measurement grid within an Area Scan is defined by the grid extent, grid step size and grid offset. Next, in order to determine the EM field distribution in a three-dimensional spatial extension, Zoom Scan is required. The Zoom Scan is performed around the highest E-field value to determine the averaged SAR-distribution over 10 g. Area scan and zoom scan resolution setting follows KDB 865664 D01v01r04 quoted below.

When the 1 g SAR of the highest peak is within 2 dB of the SAR limit, additional zoom scans are required for other peaks within 2 dB of the highest peak that have not been included in any zoom scan to ensure there is no increase in SAR.

8 CONDUCTED RF OUPUT POWER

8.1 GSM

Please refer the document “BL-SZ2440298-AP Power List.pdf”.

8.2 WCDMA

Please refer the document “BL-SZ2440298-AP Power List.pdf”.

8.3 LTE

Please refer the document “BL-SZ24400298-AP Power List.pdf”.

8.4 Intra-Band Uplink CA Normal Power

Note:

1. This devices supports intra-band uplink CA of 7C/38C/41C.
2. For intra-band uplink carrier aggregation power verification and measurement is selected highest PCC and SCC bandwidth combination to do and was according to 3GPP 36.52101 sectino6.2.2A.1 and section 6.2.2A.2 test procedure.
3. For intra-band uplink CA output power was measured high / middle / low channel combination, and for SAR verification is selected highest output power combination with each exposure condition in each frequency band using the highest SAR configuration test in standalone LTE mode.

Please refer the document “BL-SZ2440298-AP Power List.pdf”.

8.5 NR-SA Power

Please refer the document “BL-SZ2440298-AP Power List.pdf”.

8.6 NR-NSA Power

Please refer the document “BL-SZ2440298-AP Power List.pdf”.

8.7 WIFI

8.7.1 2.4G WLAN-ANT13-Full power

Band (GHz)	Mode	Channel	Freq. (MHz)	Conducted Power (dBm)	Tune-up Limit (dBm)	SAR Test Require.
2.4 (2.4~2.4835)	802.11b	1	2412	17.26	18.00	No
		6	2437	17.40	18.00	Yes
		11	2462	17.39	18.00	No
	802.11g	1	2412	15.21	17.00	No
		2	2417	16.97	18.00	No
		6	2437	17.15	18.00	No
		10	2457	17.02	18.00	No
		11	2462	14.70	16.50	No
	802.11n(HT20)	1	2412	15.18	17.00	No
		2	2417	17.12	18.00	No
		6	2437	17.05	18.00	No
		10	2457	17.21	18.00	No
		11	2462	15.29	17.00	No
	802.11n(HT40)	3	2422	13.55	15.50	No
		4	2427	12.10	14.00	No
		5	2432	13.28	15.00	No
		6	2437	15.35	17.00	No
		7	2442	15.43	17.00	No
		8	2447	14.33	16.00	No
		9	2452	12.76	14.50	No
	VHT20	1	2412	15.13	17.00	No
		2	2417	17.11	18.00	No
		6	2437	17.09	18.00	No
		10	2457	17.21	18.00	No
		11	2462	15.31	17.00	No
	VHT40	3	2422	13.59	15.50	No
		4	2427	12.09	14.00	No
		5	2432	13.24	15.00	No
		6	2437	15.38	17.00	No
		7	2442	15.36	17.00	No
8		2447	14.35	16.00	No	
9		2452	13.35	14.50	No	
802.11 ax (HE20)	1	2412	15.04	17.00	No	
	2	2417	17.02	18.00	No	
	6	2437	17.01	18.00	No	

		9	2452	16.89	18.00	No
		10	2457	15.06	17.00	No
		11	2462	14.64	16.50	No
	802.11 ax (HE40)	3	2422	14.62	16.50	No
		4	2427	14.62	16.50	No
		5	2432	16.12	17.00	No
		6	2437	16.00	17.00	No
		7	2442	16.04	17.00	No
		8	2447	12.93	14.50	No
		9	2452	12.74	14.50	No

Note: When multiple channel bandwidth configurations in a frequency band have the same maximum tune-up output power, the test configuration is determined by applying the following steps sequentially.

- 1) The largest channel bandwidth configuration is selected between the multiple configurations in a frequency band with the same maximum tune-up output power.
- 2) When multiple transmission modes (802.11b/g/n/VHT/ax) have the same maximum tune-up output power, largest channel bandwidth, lowest order modulation and lowest data rate, the lowest order 802.11 mode is selected; i.e., 802.11b is chosen over 802.11g, and 802.11g chosen over 802.11n.
- 3) According KDB 247228, when the highest reported SAR for DSSS is adjusted by the ratio of OFDM to DSSS specified maximum output power and the adjusted SAR is ≤ 1.2 W/kg, OFDM SAR test is not required.

8.7.2 2.4G WLAN-ANT13-Level1&2

Band (GHz)	Mode	Channel	Freq. (MHz)	Conducted Power (dBm)	Tune-up Limit (dBm)	SAR Test Require.
2.4 (2.4~2.4835)	802.11b	1	2412	17.26	18.00	No
		6	2437	17.40	18.00	Yes
		11	2462	17.39	18.00	No
	802.11g	1	2412	15.21	17.00	No
		2	2417	16.97	18.00	No
		6	2437	17.15	18.00	No
		10	2457	17.02	18.00	No
		11	2462	14.70	16.50	No
	802.11n(HT20)	1	2412	15.18	17.00	No
		2	2417	17.12	18.00	No
		6	2437	17.05	18.00	No
		10	2457	17.21	18.00	No
		11	2462	15.29	17.00	No
	802.11n(HT40)	3	2422	13.55	15.50	No
		4	2427	12.10	14.00	No
		5	2432	13.28	15.00	No
		6	2437	15.35	17.00	No
		7	2442	15.43	17.00	No
		8	2447	14.33	16.00	No
		9	2452	12.76	14.50	No
	VHT20	1	2412	15.13	17.00	No
		2	2417	17.11	18.00	No
		6	2437	17.09	18.00	No
		10	2457	17.21	18.00	No
		11	2462	15.31	17.00	No
	VHT40	3	2422	13.59	15.50	No
		4	2427	12.09	14.00	No
		5	2432	13.24	15.00	No
		6	2437	15.38	17.00	No
		7	2442	15.36	17.00	No
		8	2447	14.35	16.00	No
		9	2452	13.35	14.50	No
802.11 ax (HE20)	1	2412	15.04	17.00	No	
	2	2417	17.02	18.00	No	
	6	2437	17.01	18.00	No	
	9	2452	16.89	18.00	No	

		10	2457	15.06	17.00	No
		11	2462	14.64	16.50	No
	802.11 ax (HE40)	3	2422	14.62	16.50	No
		4	2427	14.62	16.50	No
		5	2432	16.12	17.00	No
		6	2437	16.00	17.00	No
		7	2442	16.04	17.00	No
		8	2447	12.93	14.50	No
		9	2452	12.74	14.50	No

Note: When multiple channel bandwidth configurations in a frequency band have the same maximum tune-up output power, the test configuration is determined by applying the following steps sequentially.

- 1) The largest channel bandwidth configuration is selected between the multiple configurations in a frequency band with the same maximum tune-up output power.
- 2) When multiple transmission modes (802.11b/g/n/VHT/ax) have the same maximum tune-up output power, largest channel bandwidth, lowest order modulation and lowest data rate, the lowest order 802.11 mode is selected; i.e., 802.11b is chosen over 802.11g, and 802.11g chosen over 802.11n.
- 3) According KDB 247228, when the highest reported SAR for DSSS is adjusted by the ratio of OFDM to DSSS specified maximum output power and the adjusted SAR is ≤ 1.2 W/kg, OFDM SAR test is not required.
Adjusted SAR = $0.679 * (63.10\text{mW}/63.10\text{mW}) = 0.679$ W/Kg, so 2.4G OFDM SAR test is not required.

8.7.3 2.4G WLAN-ANT13-Level3&4

Band (GHz)	Mode	Channel	Freq. (MHz)	Conducted Power (dBm)	Tune-up Limit (dBm)	SAR Test Require.
2.4 (2.4~2.4835)	802.11b	1	2412	13.81	14.50	No
		6	2437	13.89	14.50	Yes
		11	2462	13.87	14.50	No
	802.11g	1	2412	13.71	14.50	No
		2	2417	/	/	No
		6	2437	13.55	14.50	No
		10	2457	/	/	No
		11	2462	13.68	14.50	No
	802.11n(HT20)	1	2412	13.84	14.50	No
		2	2417	/	/	No
		6	2437	13.97	14.50	No
		10	2457	/	/	No
		11	2462	13.87	14.50	No
	802.11n(HT40)	3	2422	13.46	14.50	No
		4	2427	12.10	14.00	No
		5	2432	14.09	14.50	No
		6	2437	14.03	14.50	No
		7	2442	/	/	No
		8	2447	14.09	14.50	No
		9	2452	12.76	14.00	No
	VHT20	1	2412	13.82	14.50	No
		2	2417	/	/	No
		6	2437	13.73	14.50	No
		10	2457	/	/	No
		11	2462	14.23	14.50	No
	VHT40	3	2422	14.24	14.50	No
		4	2427	12.09	14.00	No
		5	2432	13.80	14.50	No
		6	2437	13.81	14.50	No
		7	2442	/	/	No
		8	2447	/	/	No
		9	2452	13.35	14.50	No
802.11 ax (HE20)	1	2412	14.27	14.50	No	
	2	2417	/	/	No	
	6	2437	13.96	14.50	No	
	9	2452	/	/	No	

		10	2457	/	/	No
		11	2462	14.11	14.50	No
	802.11 ax (HE40)	3	2422	12.89	13.50	No
		4	2427	/	/	No
		5	2432	/	/	No
		6	2437	13.03	13.50	No
		7	2442	/	/	No
		8	2447	/	/	No
		9	2452	12.74	13.50	No

Note: When multiple channel bandwidth configurations in a frequency band have the same maximum tune-up output power, the test configuration is determined by applying the following steps sequentially.

- 1) The largest channel bandwidth configuration is selected between the multiple configurations in a frequency band with the same maximum tune-up output power.
- 2) When multiple transmission modes (802.11b/g/n/VHT/ax) have the same maximum tune-up output power, largest channel bandwidth, lowest order modulation and lowest data rate, the lowest order 802.11 mode is selected; i.e., 802.11b is chosen over 802.11g, and 802.11g chosen over 802.11n.
- 3) According KDB 247228, when the highest reported SAR for DSSS is adjusted by the ratio of OFDM to DSSS specified maximum output power and the adjusted SAR is ≤ 1.2 W/kg, OFDM SAR test is not required.
Adjusted SAR = $0.310 * (28.18mW/28.18mW) = 0.310$ W/Kg, so 2.4G OFDM SAR test is not required.

8.7.4 2.4G WLAN-ANT13-Level5&6&7&8

Band (GHz)	Mode	Channel	Freq. (MHz)	Conducted Power (dBm)	Tune-up Limit (dBm)	SAR Test Require.
2.4 (2.4~2.4835)	802.11b	1	2412	17.26	18.00	No
		6	2437	17.40	18.00	Yes
		11	2462	17.39	18.00	No
	802.11g	1	2412	15.21	17.00	No
		2	2417	16.97	18.00	No
		6	2437	17.15	18.00	No
		10	2457	17.02	18.00	No
		11	2462	14.70	16.50	No
	802.11n(HT20)	1	2412	15.18	17.00	No
		2	2417	17.12	18.00	No
		6	2437	17.05	18.00	No
		10	2457	17.21	18.00	No
		11	2462	15.29	17.00	No
	802.11n(HT40)	3	2422	13.55	15.50	No
		4	2427	12.10	14.00	No
		5	2432	13.28	15.00	No
		6	2437	15.35	17.00	No
		7	2442	15.43	17.00	No
		8	2447	14.33	16.00	No
		9	2452	12.76	14.50	No
	VHT20	1	2412	15.13	17.00	No
		2	2417	17.11	18.00	No
		6	2437	17.09	18.00	No
		10	2457	17.21	18.00	No
		11	2462	15.31	17.00	No
	VHT40	3	2422	13.59	15.50	No
		4	2427	12.09	14.00	No
		5	2432	13.24	15.00	No
		6	2437	15.38	17.00	No
		7	2442	15.36	17.00	No
		8	2447	14.35	16.00	No
		9	2452	13.35	14.50	No
802.11 ax (HE20)	1	2412	15.04	17.00	No	
	2	2417	17.02	18.00	No	
	6	2437	17.01	18.00	No	
	9	2452	16.89	18.00	No	

		10	2457	15.06	17.00	No
		11	2462	14.64	16.50	No
	802.11 ax (HE40)	3	2422	14.62	16.50	No
		4	2427	14.62	16.50	No
		5	2432	16.12	17.00	No
		6	2437	16.00	17.00	No
		7	2442	16.04	17.00	No
		8	2447	12.93	14.50	No
		9	2452	12.74	14.50	No

Note: When multiple channel bandwidth configurations in a frequency band have the same maximum tune-up output power, the test configuration is determined by applying the following steps sequentially.

- 1) The largest channel bandwidth configuration is selected between the multiple configurations in a frequency band with the same maximum tune-up output power.
- 2) When multiple transmission modes (802.11b/g/n/VHT/ax) have the same maximum tune-up output power, largest channel bandwidth, lowest order modulation and lowest data rate, the lowest order 802.11 mode is selected; i.e., 802.11b is chosen over 802.11g, and 802.11g chosen over 802.11n.
- 3) According KDB 247228, when the highest reported SAR for DSSS is adjusted by the ratio of OFDM to DSSS specified maximum output power and the adjusted SAR is ≤ 1.2 W/kg, OFDM SAR test is not required.
Adjusted SAR = $0.398 * (63.10\text{mW}/63.10\text{mW}) = 0.398$ W/Kg, so 2.4G OFDM SAR test is not required.

8.7.5 2.4G WLAN-ANT12-Full power

Band (GHz)	Mode	Channel	Freq. (MHz)	Conducted Power (dBm)	Tune-up Limit (dBm)	SAR Test Require.
2.4 (2.4~2.4835)	802.11b	1	2412	17.42	18.00	No
		6	2437	17.43	18.00	Yes
		11	2462	17.15	18.00	No
	802.11g	1	2412	15.46	17.00	No
		2	2417	17.05	18.00	No
		6	2437	17.10	18.00	No
		10	2457	17.09	18.00	No
		11	2462	15.23	16.50	No
	802.11n(HT20)	1	2412	15.45	17.00	No
		2	2417	17.32	18.00	No
		6	2437	17.35	18.00	No
		10	2457	17.26	18.00	No
		11	2462	15.66	17.00	No
	802.11n(HT40)	3	2422	13.83	15.50	No
		4	2427	12.09	14.00	No
		5	2432	13.35	15.00	No
		6	2437	15.40	17.00	No
		7	2442	15.56	17.00	No
		8	2447	14.65	16.00	No
		9	2452	13.40	14.50	No
	VHT20	1	2412	15.69	17.00	No
		2	2417	17.43	18.00	No
		6	2437	17.42	18.00	No
		10	2457	17.41	18.00	No
		11	2462	15.73	17.00	No
	VHT40	3	2422	13.81	15.50	No
		4	2427	12.13	14.00	No
		5	2432	13.34	15.00	No
		6	2437	15.48	17.00	No
		7	2442	15.61	17.00	No
		8	2447	14.67	16.00	No
		9	2452	13.44	14.50	No
802.11 ax (HE20)	1	2412	15.34	17.00	No	
	2	2417	16.94	18.00	No	
	6	2437	17.03	18.00	No	
	9	2452	16.98	18.00	No	

		10	2457	15.59	17.00	No
		11	2462	15.09	16.50	No
	802.11 ax (HE40)	3	2422	15.09	16.50	No
		4	2427	15.02	16.50	No
		5	2432	15.63	17.00	No
		6	2437	16.02	17.00	No
		7	2442	15.72	17.00	No
		8	2447	13.19	14.50	No
		9	2452	13.41	14.50	No

Note: When multiple channel bandwidth configurations in a frequency band have the same maximum tune-up output power, the test configuration is determined by applying the following steps sequentially.

- 1) The largest channel bandwidth configuration is selected between the multiple configurations in a frequency band with the same maximum tune-up output power.
- 2) When multiple transmission modes (802.11b/g/n/VHT/ax) have the same maximum tune-up output power, largest channel bandwidth, lowest order modulation and lowest data rate, the lowest order 802.11 mode is selected; i.e., 802.11b is chosen over 802.11g, and 802.11g chosen over 802.11n.
- 3) According KDB 247228, when the highest reported SAR for DSSS is adjusted by the ratio of OFDM to DSSS specified maximum output power and the adjusted SAR is ≤ 1.2 W/kg, OFDM SAR test is not required.

8.7.6 2.4G WLAN-ANT12-Level1&2

Band (GHz)	Mode	Channel	Freq. (MHz)	Conducted Power (dBm)	Tune-up Limit (dBm)	SAR Test Require.
2.4 (2.4~2.4835)	802.11b	1	2412	17.42	18.00	No
		6	2437	17.43	18.00	Yes
		11	2462	17.15	18.00	No
	802.11g	1	2412	15.46	17.00	No
		2	2417	17.05	18.00	No
		6	2437	17.10	18.00	No
		10	2457	17.09	18.00	No
		11	2462	15.23	16.50	No
	802.11n(HT20)	1	2412	15.45	17.00	No
		2	2417	17.32	18.00	No
		6	2437	17.35	18.00	No
		10	2457	17.26	18.00	No
		11	2462	15.66	17.00	No
	802.11n(HT40)	3	2422	13.83	15.50	No
		4	2427	12.09	14.00	No
		5	2432	13.35	15.00	No
		6	2437	15.40	17.00	No
		7	2442	15.56	17.00	No
		8	2447	14.65	16.00	No
		9	2452	13.40	14.50	No
	VHT20	1	2412	15.69	17.00	No
		2	2417	17.43	18.00	No
		6	2437	17.42	18.00	No
		10	2457	17.41	18.00	No
		11	2462	15.73	17.00	No
	VHT40	3	2422	13.81	15.50	No
		4	2427	12.13	14.00	No
		5	2432	13.34	15.00	No
		6	2437	15.48	17.00	No
		7	2442	15.61	17.00	No
		8	2447	14.67	16.00	No
		9	2452	13.44	14.50	No
802.11 ax (HE20)	1	2412	15.34	17.00	No	
	2	2417	16.94	18.00	No	
	6	2437	17.03	18.00	No	
	9	2452	16.98	18.00	No	

		10	2457	15.59	17.00	No
		11	2462	15.09	16.50	No
	802.11 ax (HE40)	3	2422	15.09	16.50	No
		4	2427	15.02	16.50	No
		5	2432	15.63	17.00	No
		6	2437	16.02	17.00	No
		7	2442	15.72	17.00	No
		8	2447	13.19	14.50	No
		9	2452	13.41	14.50	No

Note: When multiple channel bandwidth configurations in a frequency band have the same maximum tune-up output power, the test configuration is determined by applying the following steps sequentially.

- 1) The largest channel bandwidth configuration is selected between the multiple configurations in a frequency band with the same maximum tune-up output power.
- 2) When multiple transmission modes (802.11b/g/n/VHT/ax) have the same maximum tune-up output power, largest channel bandwidth, lowest order modulation and lowest data rate, the lowest order 802.11 mode is selected; i.e., 802.11b is chosen over 802.11g, and 802.11g chosen over 802.11n.
- 3) According KDB 247228, when the highest reported SAR for DSSS is adjusted by the ratio of OFDM to DSSS specified maximum output power and the adjusted SAR is ≤ 1.2 W/kg, OFDM SAR test is not required.
Adjusted SAR = $0.351 * (63.10\text{mW}/63.10\text{mW}) = 0.351$ W/Kg, so 2.4G OFDM SAR test is not required.

8.7.7 2.4G WLAN-ANT12-Level3&4

Band (GHz)	Mode	Channel	Freq. (MHz)	Conducted Power (dBm)	Tune-up Limit (dBm)	SAR Test Require.
2.4 (2.4~2.4835)	802.11b	1	2412	13.85	14.50	No
		6	2437	13.98	14.50	Yes
		11	2462	13.75	14.50	No
	802.11g	1	2412	13.68	14.50	No
		2	2417	/	/	No
		6	2437	13.77	14.50	No
		10	2457	/	/	No
		11	2462	13.61	14.50	No
	802.11n(HT20)	1	2412	13.85	14.50	No
		2	2417	/	/	No
		6	2437	14.07	14.50	No
		10	2457	/	/	No
		11	2462	13.74	14.50	No
	802.11n(HT40)	3	2422	13.61	14.50	No
		4	2427	12.09	14.00	No
		5	2432	14.14	14.50	No
		6	2437	14.14	14.50	No
		7	2442	/	/	No
		8	2447	/	/	No
		9	2452	13.40	14.50	No
	VHT20	1	2412	13.58	14.50	No
		2	2417	/	/	No
		6	2437	13.83	14.50	No
		10	2457	/	/	No
		11	2462	14.26	14.50	No
	VHT40	3	2422	14.18	14.50	No
		4	2427	12.13	14.00	No
		5	2432	13.34	14.50	No
		6	2437	13.86	14.50	No
		7	2442	/	/	No
		8	2447	/	/	No
		9	2452	13.44	14.50	No
802.11 ax (HE20)	1	2412	14.25	14.50	No	
	2	2417	/	/	No	
	6	2437	14.14	14.50	No	
	9	2452	/	/	No	

		10	2457	/	/	No
		11	2462	14.11	14.50	No
	802.11 ax (HE40)	3	2422	12.85	13.50	No
		4	2427	/	/	No
		5	2432	/	/	No
		6	2437	12.95	13.50	No
		7	2442	/	/	No
		8	2447	/	/	No
		9	2452	13.05	13.50	No

Note: When multiple channel bandwidth configurations in a frequency band have the same maximum tune-up output power, the test configuration is determined by applying the following steps sequentially.

- 1) The largest channel bandwidth configuration is selected between the multiple configurations in a frequency band with the same maximum tune-up output power.
- 2) When multiple transmission modes (802.11b/g/n/VHT/ax) have the same maximum tune-up output power, largest channel bandwidth, lowest order modulation and lowest data rate, the lowest order 802.11 mode is selected; i.e., 802.11b is chosen over 802.11g, and 802.11g chosen over 802.11n.
- 3) According KDB 247228, when the highest reported SAR for DSSS is adjusted by the ratio of OFDM to DSSS specified maximum output power and the adjusted SAR is ≤ 1.2 W/kg, OFDM SAR test is not required.
Adjusted SAR = $0.150 * (28.18mW/28.18mW) = 0.150$ W/Kg, so 2.4G OFDM SAR test is not required.

8.7.8 2.4G WLAN-ANT12-Level5&6&7&8

Band (GHz)	Mode	Channel	Freq. (MHz)	Conducted Power (dBm)	Tune-up Limit (dBm)	SAR Test Require.
2.4 (2.4~2.4835)	802.11b	1	2412	17.42	18.00	No
		6	2437	17.43	18.00	Yes
		11	2462	17.15	18.00	No
	802.11g	1	2412	15.46	17.00	No
		2	2417	17.05	18.00	No
		6	2437	17.10	18.00	No
		10	2457	17.09	18.00	No
		11	2462	15.23	16.50	No
	802.11n(HT20)	1	2412	15.45	17.00	No
		2	2417	17.32	18.00	No
		6	2437	17.35	18.00	No
		10	2457	17.26	18.00	No
		11	2462	15.66	17.00	No
	802.11n(HT40)	3	2422	13.83	15.50	No
		4	2427	12.09	14.00	No
		5	2432	13.35	15.00	No
		6	2437	15.40	17.00	No
		7	2442	15.56	17.00	No
		8	2447	14.65	16.00	No
		9	2452	13.40	14.50	No
	VHT20	1	2412	15.69	17.00	No
		2	2417	17.43	18.00	No
		6	2437	17.42	18.00	No
		10	2457	17.41	18.00	No
		11	2462	15.73	17.00	No
	VHT40	3	2422	13.81	15.50	No
		4	2427	12.13	14.00	No
		5	2432	13.34	15.00	No
		6	2437	15.48	17.00	No
		7	2442	15.61	17.00	No
		8	2447	14.67	16.00	No
		9	2452	13.44	14.50	No
802.11 ax (HE20)	1	2412	15.34	17.00	No	
	2	2417	16.94	18.00	No	
	6	2437	17.03	18.00	No	
	9	2452	16.98	18.00	No	

		10	2457	15.59	17.00	No
		11	2462	15.09	16.50	No
	802.11 ax (HE40)	3	2422	15.09	16.50	No
		4	2427	15.02	16.50	No
		5	2432	15.63	17.00	No
		6	2437	16.02	17.00	No
		7	2442	15.72	17.00	No
		8	2447	13.19	14.50	No
		9	2452	13.41	14.50	No

Note: When multiple channel bandwidth configurations in a frequency band have the same maximum tune-up output power, the test configuration is determined by applying the following steps sequentially.

- 1) The largest channel bandwidth configuration is selected between the multiple configurations in a frequency band with the same maximum tune-up output power.
- 2) When multiple transmission modes (802.11b/g/n/VHT/ax) have the same maximum tune-up output power, largest channel bandwidth, lowest order modulation and lowest data rate, the lowest order 802.11 mode is selected; i.e., 802.11b is chosen over 802.11g, and 802.11g chosen over 802.11n.
- 3) According KDB 247228, when the highest reported SAR for DSSS is adjusted by the ratio of OFDM to DSSS specified maximum output power and the adjusted SAR is ≤ 1.2 W/kg, OFDM SAR test is not required.
Adjusted SAR = $0.130 * (63.10\text{mW}/63.10\text{mW}) = 0.130$ W/Kg, so 2.4G OFDM SAR test is not required.

8.7.9 2.4G WLAN-MIMO Full power

Band (GHz)	Mode	Channel	Freq. (MHz)	Conducted Power (dBm)	Tune-up Limit (dBm)	SAR Test Require.
2.4 (2.4~2.4835)	802.11b	1	2412	20.30	21.00	Yes
		6	2437	20.31	21.00	Yes
		11	2462	20.27	21.00	Yes
	802.11g	1	2412	18.34	20.00	No
		2	2417	19.79	21.00	No
		6	2437	20.03	21.00	No
		10	2457	19.96	21.00	No
		11	2462	18.02	19.50	No
	802.11n(HT20)	1	2412	18.42	20.00	No
		2	2417	19.96	21.00	No
		6	2437	19.87	21.00	No
		10	2457	19.70	21.00	No
		11	2462	18.43	20.00	No
	802.11n(HT40)	3	2422	16.80	18.50	No
		4	2427	15.26	17.00	No
		5	2432	16.41	18.00	No
		6	2437	18.55	20.00	No
		7	2442	18.62	20.00	No
		8	2447	17.74	19.00	No
		9	2452	16.31	17.50	No
	VHT20	1	2412	18.25	20.00	No
		2	2417	19.30	21.00	No
		6	2437	19.99	21.00	No
		10	2457	19.41	21.00	No
		11	2462	18.38	20.00	No
	VHT40	3	2422	16.95	18.50	No
		4	2427	15.24	17.00	No
		5	2432	16.36	18.00	No
		6	2437	18.56	20.00	No
		7	2442	18.59	20.00	No
		8	2447	17.66	19.00	No
		9	2452	16.17	17.50	No
802.11 ax (HE20)	1	2412	18.21	20.00	No	
	2	2417	19.23	21.00	No	
	6	2437	19.97	21.00	No	
	9	2452	19.32	21.00	No	

		10	2457	18.40	20.00	No
		11	2462	17.82	19.50	No
	802.11 ax (HE40)	3	2422	17.97	19.50	No
		4	2427	17.92	19.50	No
		5	2432	18.45	20.00	No
		6	2437	18.92	20.00	No
		7	2442	18.50	20.00	No
		8	2447	16.01	17.50	No
		9	2452	16.09	17.50	No

Note: When multiple channel bandwidth configurations in a frequency band have the same maximum tune-up output power, the test configuration is determined by applying the following steps sequentially.

- 1) The largest channel bandwidth configuration is selected between the multiple configurations in a frequency band with the same maximum tune-up output power.
- 2) When multiple transmission modes (802.11b/g/n/VHT/ax) have the same maximum tune-up output power, largest channel bandwidth, lowest order modulation and lowest data rate, the lowest order 802.11 mode is selected; i.e., 802.11b is chosen over 802.11g, and 802.11g chosen over 802.11n.
- 3) According KDB 247228, when the highest reported SAR for DSSS is adjusted by the ratio of OFDM to DSSS specified maximum output power and the adjusted SAR is ≤ 1.2 W/kg, OFDM SAR test is not required.

8.7.10 2.4G WLAN-MIMO-Level1&2

Band (GHz)	Mode	Channel	Freq. (MHz)	Conducted Power (dBm)	Tune-up Limit (dBm)	SAR Test Require.
2.4 (2.4~2.4835)	802.11b	1	2412	20.30	21.00	Yes
		6	2437	20.31	21.00	Yes
		11	2462	20.27	21.00	Yes
	802.11g	1	2412	18.34	20.00	No
		2	2417	19.79	21.00	No
		6	2437	20.03	21.00	No
		10	2457	19.96	21.00	No
		11	2462	18.02	19.50	No
	802.11n(HT20)	1	2412	18.42	20.00	No
		2	2417	19.96	21.00	No
		6	2437	19.87	21.00	No
		10	2457	19.70	21.00	No
		11	2462	18.43	20.00	No
	802.11n(HT40)	3	2422	16.80	18.50	No
		4	2427	15.26	17.00	No
		5	2432	16.41	18.00	No
		6	2437	18.55	20.00	No
		7	2442	18.62	20.00	No
		8	2447	17.74	19.00	No
		9	2452	16.31	17.50	No
	VHT20	1	2412	18.25	20.00	No
		2	2417	19.30	21.00	No
		6	2437	19.99	21.00	No
		10	2457	19.41	21.00	No
		11	2462	18.38	20.00	No
	VHT40	3	2422	16.95	18.50	No
		4	2427	15.24	17.00	No
		5	2432	16.36	18.00	No
		6	2437	18.56	20.00	No
		7	2442	18.59	20.00	No
		8	2447	17.66	19.00	No
		9	2452	16.17	17.50	No
802.11 ax (HE20)	1	2412	18.21	20.00	No	
	2	2417	19.23	21.00	No	
	6	2437	19.97	21.00	No	
	9	2452	19.32	21.00	No	

		10	2457	18.40	20.00	No
		11	2462	17.82	19.50	No
	802.11 ax (HE40)	3	2422	17.97	19.50	No
		4	2427	17.92	19.50	No
		5	2432	18.45	20.00	No
		6	2437	18.92	20.00	No
		7	2442	18.50	20.00	No
		8	2447	16.01	17.50	No
		9	2452	16.09	17.50	No

Note: When multiple channel bandwidth configurations in a frequency band have the same maximum tune-up output power, the test configuration is determined by applying the following steps sequentially.

- 1) The largest channel bandwidth configuration is selected between the multiple configurations in a frequency band with the same maximum tune-up output power.
- 2) When multiple transmission modes (802.11b/g/n/VHT/ax) have the same maximum tune-up output power, largest channel bandwidth, lowest order modulation and lowest data rate, the lowest order 802.11 mode is selected; i.e., 802.11b is chosen over 802.11g, and 802.11g chosen over 802.11n.
- 3) According KDB 247228, when the highest reported SAR for DSSS is adjusted by the ratio of OFDM to DSSS specified maximum output power and the adjusted SAR is ≤ 1.2 W/kg, OFDM SAR test is not required.
Adjusted SAR = $0.992 * (125.89\text{mW}/125.89\text{mW}) = 0.992$ W/Kg, so 2.4G OFDM SAR test is not required.

8.7.11 2.4G WLAN-MIMO-Level3&4

Band (GHz)	Mode	Channel	Freq. (MHz)	Conducted Power (dBm)	Tune-up Limit (dBm)	SAR Test Require.
2.4 (2.4~2.4835)	802.11b	1	2412	16.70	17.50	No
		6	2437	16.90	17.50	Yes
		11	2462	16.84	17.50	No
	802.11g	1	2412	16.53	17.50	No
		2	2417	/	/	No
		6	2437	16.68	17.50	No
		10	2457	/	/	No
		11	2462	16.62	17.50	No
	802.11n(HT20)	1	2412	16.66	17.50	No
		2	2417	/	/	No
		6	2437	17.07	17.50	No
		10	2457	/	/	No
		11	2462	16.67	17.50	No
	802.11n(HT40)	3	2422	16.80	17.50	No
		4	2427	15.26	17.00	No
		5	2432	17.13	17.50	No
		6	2437	17.13	17.50	No
		7	2442	/	/	No
		8	2447	/	/	No
		9	2452	16.31	17.50	No
	VHT20	1	2412	16.64	17.50	No
		2	2417	/	/	No
		6	2437	17.01	17.50	No
		10	2457	/	/	No
		11	2462	17.37	17.50	No
	VHT40	3	2422	17.18	17.50	No
		4	2427	15.24	17.00	No
		5	2432	16.81	17.50	No
		6	2437	16.81	17.50	No
		7	2442	/	/	No
		8	2447	/	/	No
		9	2452	16.89	17.50	No
802.11 ax (HE20)	1	2412	17.16	17.50	No	
	2	2417	/	/	No	
	6	2437	16.93	17.50	No	
	9	2452	/	/	No	

		10	2457	/	/	No
		11	2462	16.90	17.50	No
	802.11 ax (HE40)	3	2422	15.87	16.50	No
		4	2427	/	/	No
		5	2432	/	/	No
		6	2437	15.78	16.50	No
		7	2442	/	/	No
		8	2447	/	/	No
		9	2452	16.09	16.50	No

Note: When multiple channel bandwidth configurations in a frequency band have the same maximum tune-up output power, the test configuration is determined by applying the following steps sequentially.

- 1) The largest channel bandwidth configuration is selected between the multiple configurations in a frequency band with the same maximum tune-up output power.
- 2) When multiple transmission modes (802.11b/g/n/VHT/ax) have the same maximum tune-up output power, largest channel bandwidth, lowest order modulation and lowest data rate, the lowest order 802.11 mode is selected; i.e., 802.11b is chosen over 802.11g, and 802.11g chosen over 802.11n.
- 3) According KDB 247228, when the highest reported SAR for DSSS is adjusted by the ratio of OFDM to DSSS specified maximum output power and the adjusted SAR is ≤ 1.2 W/kg, OFDM SAR test is not required.
Adjusted SAR = $0.401 * (56.23\text{mW}/56.23\text{mW}) = 0.401$ W/Kg, so 2.4G OFDM SAR test is not required.

8.7.12 2.4G WLAN-MIMO-Level5&6&7&8

Band (GHz)	Mode	Channel	Freq. (MHz)	Conducted Power (dBm)	Tune-up Limit (dBm)	SAR Test Require.
2.4 (2.4~2.4835)	802.11b	1	2412	20.30	21.00	No
		6	2437	20.31	21.00	Yes
		11	2462	20.27	21.00	No
	802.11g	1	2412	18.34	20.00	No
		2	2417	19.79	21.00	No
		6	2437	20.03	21.00	No
		10	2457	19.96	21.00	No
		11	2462	18.02	19.50	No
	802.11n(HT20)	1	2412	18.42	20.00	No
		2	2417	19.96	21.00	No
		6	2437	19.87	21.00	No
		10	2457	19.70	21.00	No
		11	2462	18.43	20.00	No
	802.11n(HT40)	3	2422	16.80	18.50	No
		4	2427	15.26	17.00	No
		5	2432	16.41	18.00	No
		6	2437	18.55	20.00	No
		7	2442	18.62	20.00	No
		8	2447	17.74	19.00	No
		9	2452	16.31	17.50	No
	VHT20	1	2412	18.25	20.00	No
		2	2417	19.30	21.00	No
		6	2437	19.99	21.00	No
		10	2457	19.41	21.00	No
		11	2462	18.38	20.00	No
	VHT40	3	2422	16.95	18.50	No
		4	2427	15.24	17.00	No
		5	2432	16.36	18.00	No
		6	2437	18.56	20.00	No
		7	2442	18.59	20.00	No
		8	2447	17.66	19.00	No
		9	2452	16.17	17.50	No
802.11 ax (HE20)	1	2412	18.21	20.00	No	
	2	2417	19.23	21.00	No	
	6	2437	19.97	21.00	No	
	9	2452	19.32	21.00	No	

		10	2457	18.40	20.00	No
		11	2462	17.82	19.50	No
	802.11 ax (HE40)	3	2422	17.97	19.50	No
		4	2427	17.92	19.50	No
		5	2432	18.45	20.00	No
		6	2437	18.92	20.00	No
		7	2442	18.50	20.00	No
		8	2447	16.01	17.50	No
		9	2452	16.09	17.50	No

Note: When multiple channel bandwidth configurations in a frequency band have the same maximum tune-up output power, the test configuration is determined by applying the following steps sequentially.

- 1) The largest channel bandwidth configuration is selected between the multiple configurations in a frequency band with the same maximum tune-up output power.
- 2) When multiple transmission modes (802.11b/g/n/VHT/ax) have the same maximum tune-up output power, largest channel bandwidth, lowest order modulation and lowest data rate, the lowest order 802.11 mode is selected; i.e., 802.11b is chosen over 802.11g, and 802.11g chosen over 802.11n.
- 3) According KDB 247228, when the highest reported SAR for DSSS is adjusted by the ratio of OFDM to DSSS specified maximum output power and the adjusted SAR is ≤ 1.2 W/kg, OFDM SAR test is not required.
Adjusted SAR = $0.633 * (125.89mW/125.89mW) = 0.633$ W/Kg, so 2.4G OFDM SAR test is not required.

8.7.13 5G WLAN-ANT9-Full power

Band (GHz)	Mode	Channel	Freq. (MHz)	Conducted Power (dBm)	Tune-up Limit (dBm)	SAR Test Require.
5.2 (5.15~5.25)	802.11a	36	5180	17.13	18.00	No
		44	5220	17.23	18.00	No
		48	5240	17.09	18.00	No
	802.11n(HT20)	36	5180	17.75	18.50	No
		44	5220	17.76	18.50	Yes
		48	5240	17.73	18.50	No
	802.11n(HT40)	38	5190	15.78	16.50	No
		46	5230	17.50	18.00	No
	802.11ac(VHT20)	36	5180	17.65	18.50	No
		44	5220	17.66	18.50	No
		48	5240	17.71	18.50	No
	802.11ac(VHT40)	38	5190	14.70	15.50	No
		46	5230	17.42	18.00	No
	802.11ac(VHT80)	42	5210	12.42	13.00	No
	802.11ac(VHT160)	50	5250	10.97	12.00	No
	802.11ax(HE20)	36	5180	18.21	18.50	No
		44	5220	18.02	18.50	No
		48	5240	18.12	18.50	No
802.11ax(HE40)	38	5190	14.86	16.00	No	
	46	5230	17.38	18.00	No	
802.11ax(HE80)	42	5210	13.43	14.00	No	
802.11ax(HE160)	50	5250	11.04	12.00	No	
5.3 (5.25~5.35)	802.11a	52	5260	17.75	18.50	No
		60	5300	18.02	18.50	No
		64	5320	18.08	18.50	Yes
	802.11n(HT20)	52	5260	17.81	18.50	No
		60	5300	17.78	18.50	No
		64	5320	17.72	18.50	No
	802.11n(HT40)	54	5270	17.52	18.00	No
		62	5310	13.09	14.00	No
	802.11ac(VHT20)	52	5260	17.85	18.50	No
		60	5300	17.68	18.50	No
		64	5320	17.70	18.50	No
	802.11ac(VHT40)	54	5270	17.43	18.00	No
		62	5310	13.08	14.00	No
	802.11ac(VHT80)	58	5290	12.58	13.00	No

	802.11ax(HE20)	52	5260	17.94	18.50	No
		60	5300	17.92	18.50	No
		64	5320	16.10	17.50	No
	802.11ax(HE40)	54	5270	17.76	18.00	No
		62	5310	12.77	14.00	No
	802.11ax(HE80)	58	5290	13.03	13.50	No
5.6 (5.47~5.725)	802.11a	100	5500	18.07	18.50	No
		116	5580	18.17	18.50	No
		136	5680	17.95	18.50	No
		140	5700	16.08	18.00	No
	802.11n(HT20)	100	5500	17.88	18.50	No
		116	5580	17.62	18.50	No
		140	5700	17.98	18.50	No
	802.11n(HT40)	102	5510	14.89	16.00	No
		110	5550	17.50	18.50	Yes
		134	5670	17.42	18.50	No
	802.11ac(VHT20)	100	5500	17.76	18.50	No
		116	5580	17.43	18.50	No
		140	5700	17.86	18.50	No
	802.11ac(VHT40)	102	5510	14.88	16.00	No
		110	5550	17.45	18.00	No
		134	5670	17.41	18.00	No
	802.11ac(VHT80)	106	5530	12.37	13.00	No
		122	5610	16.90	17.50	No
	802.11ac(VHT160)	114	5570	10.26	11.00	No
	802.11ax(HE20)	100	5500	17.75	18.50	No
		116	5580	17.64	18.50	No
		136	5680	17.62	18.50	No
		140	5700	15.55	17.50	No
	802.11ax(HE40)	102	5510	15.66	17.00	No
		110	5550	17.65	18.00	No
		134	5670	17.61	18.00	No
	802.11ax(HE80)	106	5530	12.30	13.00	No
		122	5610	17.05	17.50	No
802.11ax(HE160)	114	5570	10.33	11.00	No	
5.8 (5.725~5.850)	802.11a	149	5745	18.01	18.50	No
		157	5785	18.32	18.50	No
		165	5825	18.30	18.50	No
	802.11n(HT20)	149	5745	17.72	18.50	No

		157	5785	17.99	18.50	No
		165	5825	17.98	18.50	No
	802.11n(HT40)	151	5755	17.52	18.50	Yes
		159	5795	17.49	18.50	No
	802.11ac(VHT20)	149	5745	17.68	18.50	No
		157	5785	17.85	18.50	No
		165	5825	17.92	18.50	No
	802.11ac(VHT40)	151	5755	17.50	18.00	No
		159	5795	17.45	18.00	No
	802.11ac(VHT80)	155	5775	17.25	17.50	No
	802.11ax(HE20)	149	5745	17.78	18.50	No
		157	5785	18.01	18.50	No
		165	5825	18.12	18.50	No
	802.11ax(HE40)	151	5755	17.45	18.00	No
		159	5795	17.49	18.00	No
	802.11ax(HE80)	155	5775	16.97	17.50	No

Note: When the same maximum output power is specified for both bands, begin SAR measurement in U-NII-2A band by applying the OFDM SAR requirements. If the highest reported SAR for a test configuration is ≤ 1.2 W/kg, SAR is not required for U-NII-1 band for that configuration (802.11 mode and exposure condition); otherwise, each band is tested independently for SAR.

8.7.14 5G WLAN-ANT9-Level1&2

Band (GHz)	Mode	Channel	Freq. (MHz)	Conducted Power (dBm)	Tune-up Limit (dBm)	SAR Test Require.
5.2 (5.15~5.25)	802.11a	36	5180	15.10	16.00	No
		44	5220	15.17	16.00	No
		48	5240	15.00	16.00	No
	802.11n(HT20)	36	5180	15.79	16.50	No
		44	5220	15.73	16.50	No
		48	5240	15.80	16.50	No
	802.11n(HT40)	38	5190	15.66	16.00	No
		46	5230	15.52	16.00	No
	802.11ac(VHT20)	36	5180	15.57	16.50	No
		44	5220	15.52	16.50	No
		48	5240	15.55	16.50	No
	802.11ac(VHT40)	38	5190	14.70	15.50	No
		46	5230	15.55	16.00	No
	802.11ac(VHT80)	42	5210	12.42	13.00	No
	802.11ac(VHT160)	50	5250	10.97	12.00	No
	802.11ax(HE20)	36	5180	16.29	16.50	No
		44	5220	15.86	16.50	No
		48	5240	16.18	16.50	No
802.11ax(HE40)	38	5190	14.86	16.00	No	
	46	5230	15.46	16.00	No	
802.11ax(HE80)	42	5210	13.43	14.00	No	
802.11ax(HE160)	50	5250	11.04	12.00	No	
5.3 (5.25~5.35)	802.11a	52	5260	15.62	16.50	No
		60	5300	16.00	16.50	No
		64	5320	16.12	16.50	Yes
	802.11n(HT20)	52	5260	15.70	16.50	No
		60	5300	15.83	16.50	No
		64	5320	15.63	16.50	No
	802.11n(HT40)	54	5270	15.60	16.00	No
		62	5310	13.09	14.00	No
	802.11ac(VHT20)	52	5260	15.94	16.50	No
		60	5300	15.67	16.50	No
		64	5320	15.57	16.50	No
	802.11ac(VHT40)	54	5270	15.53	16.00	No
		62	5310	13.08	14.00	No
	802.11ac(VHT80)	58	5290	12.58	13.00	No

	802.11ax(HE20)	52	5260	15.98	16.50	No
		60	5300	16.06	16.50	No
		64	5320	15.88	16.50	No
	802.11ax(HE40)	54	5270	15.89	16.00	No
		62	5310	12.77	14.00	No
802.11ax(HE80)	58	5290	13.03	13.50	No	
5.6 (5.47~5.725)	802.11a	100	5500	16.16	16.50	No
		116	5580	16.22	16.50	No
		136	5680	/	/	No
		140	5700	16.08	16.50	No
	802.11n(HT20)	100	5500	15.86	16.50	No
		116	5580	15.60	16.50	No
		140	5700	15.97	16.50	No
	802.11n(HT40)	102	5510	14.89	16.00	No
		110	5550	15.46	16.50	Yes
		134	5670	15.45	16.50	No
	802.11ac(VHT20)	100	5500	15.63	16.50	No
		116	5580	15.36	16.50	No
		140	5700	15.77	16.50	No
	802.11ac(VHT40)	102	5510	14.88	16.00	No
		110	5550	15.47	16.00	No
		134	5670	15.48	16.00	No
	802.11ac(VHT80)	106	5530	12.37	13.00	No
		122	5610	14.77	15.50	No
	802.11ac(VHT160)	114	5570	10.26	11.00	No
	802.11ax(HE20)	100	5500	15.73	16.50	No
		116	5580	15.49	16.50	No
		136	5680	/	/	No
		140	5700	15.55	16.50	No
	802.11ax(HE40)	102	5510	15.66	16.00	No
		110	5550	15.75	16.00	No
		134	5670	15.47	16.00	No
	802.11ax(HE80)	106	5530	12.30	13.00	No
122		5610	15.14	15.50	No	
802.11ax(HE160)	114	5570	10.33	11.00	No	
5.8 (5.725~5.850)	802.11a	149	5745	15.89	16.50	No
		157	5785	16.28	16.50	No
		165	5825	16.38	16.50	No
	802.11n(HT20)	149	5745	15.69	16.50	No

		157	5785	16.02	16.50	No
		165	5825	15.93	16.50	No
	802.11n(HT40)	151	5755	15.56	16.50	Yes
		159	5795	15.47	16.50	No
	802.11ac(VHT20)	149	5745	15.62	16.50	No
		157	5785	15.83	16.50	No
		165	5825	15.88	16.50	No
	802.11ac(VHT40)	151	5755	15.47	16.00	No
		159	5795	15.51	16.00	No
	802.11ac(VHT80)	155	5775	15.21	15.50	No
	802.11ax(HE20)	149	5745	15.73	16.50	No
		157	5785	15.96	16.50	No
		165	5825	16.20	16.50	No
	802.11ax(HE40)	151	5755	15.51	16.00	No
		159	5795	15.63	16.00	No
	802.11ax(HE80)	155	5775	14.84	15.50	No

Note: When the same maximum output power is specified for both bands, begin SAR measurement in U-NII-2A band by applying the OFDM SAR requirements. If the highest reported SAR for a test configuration is ≤ 1.2 W/kg, SAR is not required for U-NII-1 band for that configuration (802.11 mode and exposure condition); otherwise, each band is tested independently for SAR.

8.7.15 5G WLAN-ANT9-Level3&4

Band (GHz)	Mode	Channel	Freq. (MHz)	Conducted Power (dBm)	Tune-up Limit (dBm)	SAR Test Require.
5.2 (5.15~5.25)	802.11a	36	5180	12.49	13.50	No
		44	5220	12.69	13.50	No
		48	5240	12.60	13.50	No
	802.11n(HT20)	36	5180	13.16	14.00	No
		44	5220	13.25	14.00	No
		48	5240	13.35	14.00	No
	802.11n(HT40)	38	5190	13.00	13.50	No
		46	5230	13.04	13.50	No
	802.11ac(VHT20)	36	5180	13.14	14.00	No
		44	5220	13.26	14.00	No
		48	5240	13.05	14.00	No
	802.11ac(VHT40)	38	5190	13.10	13.50	No
		46	5230	12.93	13.50	No
	802.11ac(VHT80)	42	5210	12.42	13.00	No
	802.11ac(VHT160)	50	5250	10.97	12.00	No
	802.11ax(HE20)	36	5180	13.65	14.00	No
		44	5220	13.47	14.00	No
		48	5240	13.67	14.00	No
802.11ax(HE40)	38	5190	12.77	13.50	No	
	46	5230	12.96	13.50	No	
802.11ax(HE80)	42	5210	12.78	13.00	No	
802.11ax(HE160)	50	5250	11.04	12.00	No	
5.3 (5.25~5.35)	802.11a	52	5260	13.15	14.00	No
		60	5300	13.64	14.00	No
		64	5320	13.51	14.00	Yes
	802.11n(HT20)	52	5260	13.21	14.00	No
		60	5300	13.30	14.00	No
		64	5320	13.29	14.00	No
	802.11n(HT40)	54	5270	13.03	13.50	No
		62	5310	13.01	13.50	No
	802.11ac(VHT20)	52	5260	13.33	14.00	No
		60	5300	13.24	14.00	No
		64	5320	13.29	14.00	No
	802.11ac(VHT40)	54	5270	12.99	13.50	No
		62	5310	12.96	13.50	No
	802.11ac(VHT80)	58	5290	12.58	13.00	No

	802.11ax(HE20)	52	5260	13.54	14.00	No
		60	5300	13.38	14.00	No
		64	5320	13.31	14.00	No
	802.11ax(HE40)	54	5270	13.11	13.50	No
		62	5310	12.77	13.50	No
	802.11ax(HE80)	58	5290	12.85	13.00	No
5.6 (5.47~5.725)	802.11a	100	5500	13.17	13.50	No
		116	5580	13.21	13.50	No
		136	5680	/	/	No
		140	5700	13.24	13.50	No
	802.11n(HT20)	100	5500	12.72	13.50	No
		116	5580	12.55	13.50	No
		140	5700	12.86	13.50	No
	802.11n(HT40)	102	5510	12.73	13.50	Yes
		110	5550	12.64	13.50	No
		134	5670	12.51	13.50	No
	802.11ac(VHT20)	100	5500	12.71	13.50	No
		116	5580	12.42	13.50	No
		140	5700	12.77	13.50	No
	802.11ac(VHT40)	102	5510	12.58	13.00	No
		110	5550	12.36	13.00	No
		134	5670	12.50	13.00	No
	802.11ac(VHT80)	106	5530	12.11	12.50	No
		122	5610	11.95	12.50	No
	802.11ac(VHT160)	114	5570	10.26	11.00	No
	802.11ax(HE20)	100	5500	12.89	13.50	No
		116	5580	12.52	13.50	No
		136	5680	/	/	No
		140	5700	12.95	13.50	No
	802.11ax(HE40)	102	5510	12.55	13.00	No
		110	5550	12.56	13.00	No
		134	5670	12.60	13.00	No
	802.11ax(HE80)	106	5530	12.03	12.50	No
		122	5610	11.97	12.50	No
802.11ax(HE160)	114	5570	10.33	11.00	No	
5.8 (5.725~5.850)	802.11a	149	5745	14.11	14.50	No
		157	5785	14.36	14.50	No
		165	5825	14.18	14.50	No
	802.11n(HT20)	149	5745	13.69	14.50	No

		157	5785	13.83	14.50	No
		165	5825	14.06	14.50	No
	802.11n(HT40)	151	5755	13.44	14.50	Yes
		159	5795	13.35	14.50	No
	802.11ac(VHT20)	149	5745	13.75	14.50	No
		157	5785	13.81	14.50	No
		165	5825	13.87	14.50	No
	802.11ac(VHT40)	151	5755	13.60	14.00	No
		159	5795	13.50	14.00	No
	802.11ac(VHT80)	155	5775	13.11	13.50	No
	802.11ax(HE20)	149	5745	13.65	14.50	No
		157	5785	13.88	14.50	No
		165	5825	14.12	14.50	No
	802.11ax(HE40)	151	5755	13.33	14.00	No
		159	5795	13.41	14.00	No
	802.11ax(HE80)	155	5775	12.84	13.50	No

Note: When the same maximum output power is specified for both bands, begin SAR measurement in U-NII-2A band by applying the OFDM SAR requirements. If the highest reported SAR for a test configuration is ≤ 1.2 W/kg, SAR is not required for U-NII-1 band for that configuration (802.11 mode and exposure condition); otherwise, each band is tested independently for SAR.

8.7.16 5G WLAN-ANT9-Level5&6&7&8

Band (GHz)	Mode	Channel	Freq. (MHz)	Conducted Power (dBm)	Tune-up Limit (dBm)	SAR Test Require.
5.2 (5.15~5.25)	802.11a	36	5180	17.13	18.00	No
		44	5220	17.23	18.00	No
		48	5240	17.09	18.00	No
	802.11n(HT20)	36	5180	17.75	18.50	No
		44	5220	17.76	18.50	Yes
		48	5240	17.73	18.50	No
	802.11n(HT40)	38	5190	15.78	16.50	No
		46	5230	17.50	18.00	No
	802.11ac(VHT20)	36	5180	17.65	18.50	No
		44	5220	17.66	18.50	No
		48	5240	17.71	18.50	No
	802.11ac(VHT40)	38	5190	14.70	15.50	No
		46	5230	17.42	18.00	No
	802.11ac(VHT80)	42	5210	12.42	13.00	No
	802.11ac(VHT160)	50	5250	10.97	12.00	No
	802.11ax(HE20)	36	5180	18.21	18.50	No
		44	5220	18.02	18.50	No
		48	5240	18.12	18.50	No
802.11ax(HE40)	38	5190	14.86	16.00	No	
	46	5230	17.38	18.00	No	
802.11ax(HE80)	42	5210	13.43	14.00	No	
802.11ax(HE160)	50	5250	11.04	12.00	No	
5.3 (5.25~5.35)	802.11a	52	5260	17.75	18.50	No
		60	5300	18.02	18.50	No
		64	5320	18.08	18.50	Yes
	802.11n(HT20)	52	5260	17.81	18.50	No
		60	5300	17.78	18.50	No
		64	5320	17.72	18.50	No
	802.11n(HT40)	54	5270	17.52	18.00	No
		62	5310	13.09	14.00	No
	802.11ac(VHT20)	52	5260	17.85	18.50	No
		60	5300	17.68	18.50	No
		64	5320	17.70	18.50	No
	802.11ac(VHT40)	54	5270	17.43	18.00	No
		62	5310	13.08	14.00	No
	802.11ac(VHT80)	58	5290	12.58	13.00	No

	802.11ax(HE20)	52	5260	17.94	18.50	No
		60	5300	17.92	18.50	No
		64	5320	16.10	17.50	No
	802.11ax(HE40)	54	5270	17.76	18.00	No
		62	5310	12.77	14.00	No
	802.11ax(HE80)	58	5290	13.03	13.50	No
5.6 (5.47~5.725)	802.11a	100	5500	18.07	18.50	No
		116	5580	18.17	18.50	No
		136	5680	17.95	18.50	No
		140	5700	16.08	18.00	No
	802.11n(HT20)	100	5500	17.88	18.50	No
		116	5580	17.62	18.50	No
		140	5700	17.98	18.50	No
	802.11n(HT40)	102	5510	14.89	16.00	No
		110	5550	17.50	18.50	Yes
		134	5670	17.42	18.50	No
	802.11ac(VHT20)	100	5500	17.76	18.50	No
		116	5580	17.43	18.50	No
		140	5700	17.86	18.50	No
	802.11ac(VHT40)	102	5510	14.88	16.00	No
		110	5550	17.45	18.00	No
		134	5670	17.41	18.00	No
	802.11ac(VHT80)	106	5530	12.37	13.00	No
		122	5610	16.90	17.50	No
	802.11ac(VHT160)	114	5570	10.26	11.00	No
	802.11ax(HE20)	100	5500	17.75	18.50	No
		116	5580	17.64	18.50	No
		136	5680	17.62	18.50	No
		140	5700	15.55	17.50	No
	802.11ax(HE40)	102	5510	15.66	17.00	No
		110	5550	17.65	18.00	No
		134	5670	17.61	18.00	No
	802.11ax(HE80)	106	5530	12.30	13.00	No
122		5610	17.05	17.50	No	
802.11ax(HE160)	114	5570	10.33	11.00	No	
5.8 (5.725~5.850)	802.11a	149	5745	18.01	18.50	No
		157	5785	18.32	18.50	No
		165	5825	18.30	18.50	No
	802.11n(HT20)	149	5745	17.72	18.50	No

		157	5785	17.99	18.50	No
		165	5825	17.98	18.50	No
	802.11n(HT40)	151	5755	17.52	18.50	Yes
		159	5795	17.49	18.50	No
	802.11ac(VHT20)	149	5745	17.68	18.50	No
		157	5785	17.85	18.50	No
		165	5825	17.92	18.50	No
	802.11ac(VHT40)	151	5755	17.50	18.00	No
		159	5795	17.45	18.00	No
	802.11ac(VHT80)	155	5775	17.25	17.50	No
	802.11ax(HE20)	149	5745	17.78	18.50	No
		157	5785	18.01	18.50	No
		165	5825	18.12	18.50	No
	802.11ax(HE40)	151	5755	17.45	18.00	No
		159	5795	17.49	18.00	No
	802.11ax(HE80)	155	5775	16.97	17.50	No

Note: When the same maximum output power is specified for both bands, begin SAR measurement in U-NII-2A band by applying the OFDM SAR requirements. If the highest reported SAR for a test configuration is ≤ 1.2 W/kg, SAR is not required for U-NII-1 band for that configuration (802.11 mode and exposure condition); otherwise, each band is tested independently for SAR.

8.7.17 5G WLAN-ANT8-Full power

Band (GHz)	Mode	Channel	Freq. (MHz)	Conducted Power (dBm)	Tune-up Limit (dBm)	SAR Test Require.
5.2 (5.15~5.25)	802.11a	36	5180	17.13	18.00	No
		44	5220	17.33	18.00	No
		48	5240	17.71	18.00	No
	802.11n(HT20)	36	5180	17.36	18.50	No
		44	5220	17.65	18.50	Yes
		48	5240	17.62	18.50	No
	802.11n(HT40)	38	5190	14.93	16.50	No
		46	5230	17.50	18.00	No
	802.11ac(VHT20)	36	5180	17.28	18.50	No
		44	5220	17.43	18.50	No
		48	5240	17.81	18.50	No
	802.11ac(VHT40)	38	5190	13.94	15.50	No
		46	5230	17.55	18.00	No
	802.11ac(VHT80)	42	5210	12.14	13.00	No
	802.11ac(VHT160)	50	5250	10.32	12.00	No
	802.11ax(HE20)	36	5180	17.56	18.50	No
		44	5220	17.89	18.50	No
		48	5240	18.11	18.50	No
802.11ax(HE40)	38	5190	14.13	16.00	No	
	46	5230	17.24	18.00	No	
802.11ax(HE80)	42	5210	12.93	14.00	No	
802.11ax(HE160)	50	5250	10.34	12.00	No	
5.3 (5.25~5.35)	802.11a	52	5260	17.42	18.50	No
		60	5300	17.28	18.50	No
		64	5320	17.45	18.50	Yes
	802.11n(HT20)	52	5260	17.49	18.50	No
		60	5300	17.36	18.50	No
		64	5320	17.43	18.50	No
	802.11n(HT40)	54	5270	17.44	18.00	No
		62	5310	12.42	14.00	No
	802.11ac(VHT20)	52	5260	17.47	18.50	No
		60	5300	17.25	18.50	No
		64	5320	17.26	18.50	No
	802.11ac(VHT40)	54	5270	17.42	18.00	No
		62	5310	12.41	14.00	No
	802.11ac(VHT80)	58	5290	12.12	13.00	No

	802.11ax(HE20)	52	5260	17.68	18.50	No
		60	5300	17.56	18.50	No
		64	5320	15.58	17.50	No
	802.11ax(HE40)	54	5270	17.09	18.00	No
		62	5310	12.31	14.00	No
	802.11ax(HE80)	58	5290	12.42	13.50	No
5.6 (5.47~5.725)	802.11a	100	5500	17.72	18.50	No
		116	5580	17.93	18.50	No
		136	5680	17.56	18.50	No
		140	5700	16.80	18.00	No
	802.11n(HT20)	100	5500	17.35	18.50	No
		116	5580	18.16	18.50	No
		140	5700	18.13	18.50	No
	802.11n(HT40)	102	5510	14.88	16.00	No
		110	5550	18.02	18.50	No
		134	5670	18.12	18.50	Yes
	802.11ac(VHT20)	100	5500	17.67	18.50	No
		116	5580	18.33	18.50	No
		140	5700	18.24	18.50	No
	802.11ac(VHT40)	102	5510	14.87	16.00	No
		110	5550	17.32	18.00	No
		134	5670	17.44	18.00	No
	802.11ac(VHT80)	106	5530	12.52	13.00	No
		122	5610	17.12	17.50	No
	802.11ac(VHT160)	114	5570	9.82	11.00	No
	802.11ax(HE20)	100	5500	17.26	18.50	No
		116	5580	17.69	18.50	No
		136	5680	17.55	18.50	No
		140	5700	16.15	17.50	No
	802.11ax(HE40)	102	5510	15.67	17.00	No
		110	5550	17.50	18.00	No
		134	5670	17.82	18.00	No
	802.11ax(HE80)	106	5530	12.52	13.00	No
		122	5610	17.08	17.50	No
802.11ax(HE160)	114	5570	9.88	11.00	No	
5.8 (5.725~5.850)	802.11a	149	5745	18.12	18.50	No
		157	5785	18.15	18.50	No
		165	5825	18.10	18.50	No
	802.11n(HT20)	149	5745	18.23	18.50	No

		157	5785	18.25	18.50	No
		165	5825	17.82	18.50	No
	802.11n(HT40)	151	5755	18.23	18.50	Yes
		159	5795	17.93	18.50	No
	802.11ac(VHT20)	149	5745	18.01	18.50	No
		157	5785	17.86	18.50	No
		165	5825	17.68	18.50	No
	802.11ac(VHT40)	151	5755	17.82	18.00	No
		159	5795	17.54	18.00	No
	802.11ac(VHT80)	155	5775	17.12	17.50	No
	802.11ax(HE20)	149	5745	17.88	18.50	No
		157	5785	17.67	18.50	No
		165	5825	17.38	18.50	No
	802.11ax(HE40)	151	5755	17.34	18.00	No
		159	5795	17.12	18.00	No
	802.11ax(HE80)	155	5775	17.02	17.50	No

Note: When the same maximum output power is specified for both bands, begin SAR measurement in U-NII-2A band by applying the OFDM SAR requirements. If the highest reported SAR for a test configuration is ≤ 1.2 W/kg, SAR is not required for U-NII-1 band for that configuration (802.11 mode and exposure condition); otherwise, each band is tested independently for SAR.

8.7.18 5G WLAN-ANT8-Level1&2

Band (GHz)	Mode	Channel	Freq. (MHz)	Conducted Power (dBm)	Tune-up Limit (dBm)	SAR Test Require.
5.2 (5.15~5.25)	802.11a	36	5180	15.10	16.00	No
		44	5220	15.47	16.00	No
		48	5240	15.79	16.00	No
	802.11n(HT20)	36	5180	15.48	16.50	No
		44	5220	15.77	16.50	No
		48	5240	15.46	16.50	No
	802.11n(HT40)	38	5190	14.93	16.00	No
		46	5230	15.47	16.00	No
	802.11ac(VHT20)	36	5180	15.20	16.50	No
		44	5220	15.53	16.50	No
		48	5240	15.75	16.50	No
	802.11ac(VHT40)	38	5190	13.94	15.50	No
		46	5230	15.47	16.00	No
	802.11ac(VHT80)	42	5210	12.14	13.00	No
	802.11ac(VHT160)	50	5250	10.32	12.00	No
	802.11ax(HE20)	36	5180	15.43	16.50	No
		44	5220	15.90	16.50	No
		48	5240	16.14	16.50	No
802.11ax(HE40)	38	5190	14.13	16.00	No	
	46	5230	15.33	16.00	No	
802.11ax(HE80)	42	5210	12.93	14.00	No	
802.11ax(HE160)	50	5250	10.34	12.00	No	
5.3 (5.25~5.35)	802.11a	52	5260	15.28	16.50	No
		60	5300	15.29	16.50	No
		64	5320	15.32	16.50	Yes
	802.11n(HT20)	52	5260	15.42	16.50	No
		60	5300	15.44	16.50	No
		64	5320	15.45	16.50	No
	802.11n(HT40)	54	5270	15.29	16.00	No
		62	5310	12.42	14.00	No
	802.11ac(VHT20)	52	5260	15.59	16.50	No
		60	5300	15.30	16.50	No
		64	5320	15.22	16.50	No
	802.11ac(VHT40)	54	5270	15.52	16.00	No
		62	5310	12.41	14.00	No
	802.11ac(VHT80)	58	5290	12.12	13.00	No

	802.11ax(HE20)	52	5260	15.77	16.50	No
		60	5300	15.57	16.50	No
		64	5320	15.58	16.50	No
	802.11ax(HE40)	54	5270	14.95	16.00	No
		62	5310	12.31	14.00	No
	802.11ax(HE80)	58	5290	12.42	13.50	No
5.6 (5.47~5.725)	802.11a	100	5500	15.80	16.50	No
		116	5580	15.78	16.50	No
		136	5680	/	/	No
		140	5700	15.93	16.50	No
	802.11n(HT20)	100	5500	15.45	16.50	No
		116	5580	16.00	16.50	No
		140	5700	16.23	16.50	No
	802.11n(HT40)	102	5510	14.88	16.00	No
		110	5550	15.97	16.50	No
		134	5670	16.11	16.50	Yes
	802.11ac(VHT20)	100	5500	15.71	16.50	No
		116	5580	16.31	16.50	No
		140	5700	16.08	16.50	No
	802.11ac(VHT40)	102	5510	14.87	16.00	No
		110	5550	15.16	16.00	No
		134	5670	15.30	16.00	No
	802.11ac(VHT80)	106	5530	12.52	13.00	No
		122	5610	15.18	15.50	No
	802.11ac(VHT160)	114	5570	9.82	11.00	No
	802.11ax(HE20)	100	5500	15.39	16.50	No
		116	5580	15.60	16.50	No
		136	5680	/	/	No
		140	5700	15.80	16.50	No
	802.11ax(HE40)	102	5510	15.26	16.00	No
		110	5550	15.62	16.00	No
		134	5670	15.66	16.00	No
	802.11ax(HE80)	106	5530	12.52	13.00	No
122		5610	15.17	15.50	No	
802.11ax(HE160)	114	5570	9.88	11.00	No	
5.8 (5.725~5.850)	802.11a	149	5745	15.97	16.50	No
		157	5785	16.25	16.50	No
		165	5825	15.99	16.50	No
	802.11n(HT20)	149	5745	16.23	16.50	No

		157	5785	16.39	16.50	No
		165	5825	15.73	16.50	No
	802.11n(HT40)	151	5755	16.28	16.50	Yes
		159	5795	15.99	16.50	No
	802.11ac(VHT20)	149	5745	15.99	16.50	No
		157	5785	15.79	16.50	No
		165	5825	15.62	16.50	No
	802.11ac(VHT40)	151	5755	15.84	16.00	No
		159	5795	15.61	16.00	No
	802.11ac(VHT80)	155	5775	15.17	15.50	No
	802.11ax(HE20)	149	5745	15.90	16.50	No
		157	5785	15.79	16.50	No
		165	5825	15.37	16.50	No
	802.11ax(HE40)	151	5755	15.19	16.00	No
		159	5795	15.17	16.00	No
	802.11ax(HE80)	155	5775	14.96	15.50	No

Note: When the same maximum output power is specified for both bands, begin SAR measurement in U-NII-2A band by applying the OFDM SAR requirements. If the highest reported SAR for a test configuration is ≤ 1.2 W/kg, SAR is not required for U-NII-1 band for that configuration (802.11 mode and exposure condition); otherwise, each band is tested independently for SAR.

8.7.19 5G WLAN-ANT8-Level3&4

Band (GHz)	Mode	Channel	Freq. (MHz)	Conducted Power (dBm)	Tune-up Limit (dBm)	SAR Test Require.
5.2 (5.15~5.25)	802.11a	36	5180	12.61	13.50	No
		44	5220	12.76	13.50	No
		48	5240	13.07	13.50	No
	802.11n(HT20)	36	5180	12.79	14.00	No
		44	5220	13.23	14.00	No
		48	5240	13.20	14.00	No
	802.11n(HT40)	38	5190	12.70	13.50	No
		46	5230	13.01	13.50	No
	802.11ac(VHT20)	36	5180	12.89	14.00	No
		44	5220	12.91	14.00	No
		48	5240	13.37	14.00	No
	802.11ac(VHT40)	38	5190	12.63	13.50	No
		46	5230	12.96	13.50	No
	802.11ac(VHT80)	42	5210	12.14	13.00	No
	802.11ac(VHT160)	50	5250	10.32	12.00	No
	802.11ax(HE20)	36	5180	13.01	14.00	No
		44	5220	13.52	14.00	No
		48	5240	13.62	14.00	No
802.11ax(HE40)	38	5190	12.16	13.50	No	
	46	5230	12.88	13.50	No	
802.11ax(HE80)	42	5210	12.74	13.00	No	
802.11ax(HE160)	50	5250	10.34	12.00	No	
5.3 (5.25~5.35)	802.11a	52	5260	12.96	14.00	No
		60	5300	12.89	14.00	No
		64	5320	13.02	14.00	Yes
	802.11n(HT20)	52	5260	13.08	14.00	No
		60	5300	13.00	14.00	No
		64	5320	12.79	14.00	No
	802.11n(HT40)	54	5270	12.93	13.50	No
		62	5310	12.42	13.50	No
	802.11ac(VHT20)	52	5260	12.82	14.00	No
		60	5300	12.85	14.00	No
		64	5320	12.75	14.00	No
	802.11ac(VHT40)	54	5270	12.99	13.50	No
		62	5310	12.29	13.50	No
	802.11ac(VHT80)	58	5290	12.12	13.00	No

	802.11ax(HE20)	52	5260	13.27	14.00	No
		60	5300	13.14	14.00	No
		64	5320	13.07	14.00	No
	802.11ax(HE40)	54	5270	12.54	13.50	No
		62	5310	12.31	13.50	No
	802.11ax(HE80)	58	5290	12.42	13.00	No
5.6 (5.47~5.725)	802.11a	100	5500	12.60	13.50	No
		116	5580	12.88	13.50	No
		136	5680	/	/	No
		140	5700	12.88	13.50	No
	802.11n(HT20)	100	5500	12.49	13.50	No
		116	5580	13.07	13.50	No
		140	5700	13.22	13.50	No
	802.11n(HT40)	102	5510	13.23	13.50	Yes
		110	5550	13.00	13.50	No
		134	5670	13.19	13.50	No
	802.11ac(VHT20)	100	5500	12.73	13.50	No
		116	5580	13.36	13.50	No
		140	5700	13.21	13.50	No
	802.11ac(VHT40)	102	5510	12.04	13.00	No
		110	5550	12.32	13.00	No
		134	5670	12.58	13.00	No
	802.11ac(VHT80)	106	5530	11.70	12.50	No
		122	5610	11.97	12.50	No
	802.11ac(VHT160)	114	5570	9.82	11.00	No
	802.11ax(HE20)	100	5500	12.24	13.50	No
		116	5580	12.60	13.50	No
		136	5680	/	/	No
		140	5700	12.61	13.50	No
	802.11ax(HE40)	102	5510	12.24	13.00	No
		110	5550	12.42	13.00	No
		134	5670	12.71	13.00	No
	802.11ax(HE80)	106	5530	11.78	12.50	No
		122	5610	12.05	12.50	No
	802.11ax(HE160)	114	5570	9.88	11.00	No
	5.8 (5.725~5.850)	802.11a	149	5745	14.26	14.50
157			5785	14.22	14.50	No
165			5825	14.13	14.50	No
802.11n(HT20)		149	5745	14.35	14.50	No

		157	5785	14.36	14.50	No
		165	5825	13.71	14.50	No
	802.11n(HT40)	151	5755	14.36	14.50	Yes
		159	5795	13.80	14.50	No
	802.11ac(VHT20)	149	5745	13.95	14.50	No
		157	5785	13.94	14.50	No
		165	5825	13.54	14.50	No
	802.11ac(VHT40)	151	5755	13.73	14.00	No
		159	5795	13.62	14.00	No
	802.11ac(VHT80)	155	5775	13.04	13.50	No
	802.11ax(HE20)	149	5745	13.86	14.50	No
		157	5785	13.77	14.50	No
		165	5825	13.35	14.50	No
	802.11ax(HE40)	151	5755	13.47	14.00	No
		159	5795	13.12	14.00	No
	802.11ax(HE80)	155	5775	13.09	13.50	No

Note: When the same maximum output power is specified for both bands, begin SAR measurement in U-NII-2A band by applying the OFDM SAR requirements. If the highest reported SAR for a test configuration is ≤ 1.2 W/kg, SAR is not required for U-NII-1 band for that configuration (802.11 mode and exposure condition); otherwise, each band is tested independently for SAR.

8.7.20 5G WLAN-ANT8-Level5&6&7&8

Band (GHz)	Mode	Channel	Freq. (MHz)	Conducted Power (dBm)	Tune-up Limit (dBm)	SAR Test Require.
5.2 (5.15~5.25)	802.11a	36	5180	17.13	18.00	No
		44	5220	17.33	18.00	No
		48	5240	17.71	18.00	No
	802.11n(HT20)	36	5180	17.36	18.50	No
		44	5220	17.65	18.50	Yes
		48	5240	17.62	18.50	No
	802.11n(HT40)	38	5190	14.93	16.50	No
		46	5230	17.50	18.00	No
	802.11ac(VHT20)	36	5180	17.28	18.50	No
		44	5220	17.43	18.50	No
		48	5240	17.81	18.50	No
	802.11ac(VHT40)	38	5190	13.94	15.50	No
		46	5230	17.55	18.00	No
	802.11ac(VHT80)	42	5210	12.14	13.00	No
	802.11ac(VHT160)	50	5250	10.32	12.00	No
	802.11ax(HE20)	36	5180	17.56	18.50	No
		44	5220	17.89	18.50	No
		48	5240	18.11	18.50	No
802.11ax(HE40)	38	5190	14.13	16.00	No	
	46	5230	17.24	18.00	No	
802.11ax(HE80)	42	5210	12.93	14.00	No	
802.11ax(HE160)	50	5250	10.34	12.00	No	
5.3 (5.25~5.35)	802.11a	52	5260	17.42	18.50	No
		60	5300	17.28	18.50	No
		64	5320	17.45	18.50	Yes
	802.11n(HT20)	52	5260	17.49	18.50	No
		60	5300	17.36	18.50	No
		64	5320	17.43	18.50	No
	802.11n(HT40)	54	5270	17.44	18.00	No
		62	5310	12.42	14.00	No
	802.11ac(VHT20)	52	5260	17.47	18.50	No
		60	5300	17.25	18.50	No
		64	5320	17.26	18.50	No
	802.11ac(VHT40)	54	5270	17.42	18.00	No
		62	5310	12.41	14.00	No
	802.11ac(VHT80)	58	5290	12.12	13.00	No

	802.11ax(HE20)	52	5260	17.68	18.50	No
		60	5300	17.56	18.50	No
		64	5320	15.58	17.50	No
	802.11ax(HE40)	54	5270	17.09	18.00	No
		62	5310	12.31	14.00	No
	802.11ax(HE80)	58	5290	12.42	13.50	No
5.6 (5.47~5.725)	802.11a	100	5500	17.72	18.50	No
		116	5580	17.93	18.50	No
		136	5680	17.56	18.50	No
		140	5700	16.80	18.00	No
	802.11n(HT20)	100	5500	17.35	18.50	No
		116	5580	18.16	18.50	No
		140	5700	18.13	18.50	No
	802.11n(HT40)	102	5510	14.88	16.00	No
		110	5550	18.02	18.50	No
		134	5670	18.12	18.50	Yes
	802.11ac(VHT20)	100	5500	17.67	18.50	No
		116	5580	18.33	18.50	No
		140	5700	18.24	18.50	No
	802.11ac(VHT40)	102	5510	14.87	16.00	No
		110	5550	17.32	18.00	No
		134	5670	17.44	18.00	No
	802.11ac(VHT80)	106	5530	12.52	13.00	No
		122	5610	17.12	17.50	No
	802.11ac(VHT160)	114	5570	9.82	11.00	No
	802.11ax(HE20)	100	5500	17.26	18.50	No
		116	5580	17.69	18.50	No
		136	5680	17.55	18.50	No
		140	5700	16.15	17.50	No
	802.11ax(HE40)	102	5510	15.67	17.00	No
		110	5550	17.50	18.00	No
		134	5670	17.82	18.00	No
	802.11ax(HE80)	106	5530	12.52	13.00	No
122		5610	17.08	17.50	No	
802.11ax(HE160)	114	5570	9.88	11.00	No	
5.8 (5.725~5.850)	802.11a	149	5745	18.12	18.50	No
		157	5785	18.15	18.50	No
		165	5825	18.10	18.50	No
	802.11n(HT20)	149	5745	18.23	18.50	No

		157	5785	18.25	18.50	No
		165	5825	17.82	18.50	No
	802.11n(HT40)	151	5755	18.23	18.50	Yes
		159	5795	17.93	18.50	No
	802.11ac(VHT20)	149	5745	18.01	18.50	No
		157	5785	17.86	18.50	No
		165	5825	17.68	18.50	No
	802.11ac(VHT40)	151	5755	17.82	18.00	No
		159	5795	17.54	18.00	No
	802.11ac(VHT80)	155	5775	17.12	17.50	No
	802.11ax(HE20)	149	5745	17.88	18.50	No
		157	5785	17.67	18.50	No
		165	5825	17.38	18.50	No
	802.11ax(HE40)	151	5755	17.34	18.00	No
		159	5795	17.12	18.00	No
	802.11ax(HE80)	155	5775	17.02	17.50	No

Note: When the same maximum output power is specified for both bands, begin SAR measurement in U-NII-2A band by applying the OFDM SAR requirements. If the highest reported SAR for a test configuration is ≤ 1.2 W/kg, SAR is not required for U-NII-1 band for that configuration (802.11 mode and exposure condition); otherwise, each band is tested independently for SAR.

8.7.21 5G WLAN-MIMO Full power

Band (GHz)	Mode	Channel	Freq. (MHz)	Conducted Power (dBm)	Tune-up Limit (dBm)	SAR Test Require.
5.2 (5.15~5.25)	802.11a	36	5180	20.07	21.00	No
		44	5200	20.34	21.00	No
		48	5240	20.45	21.00	No
	802.11n(HT20)	36	5180	20.58	21.50	No
		44	5220	20.56	21.50	No
		48	5240	20.67	21.50	Yes
	802.11n(HT40)	38	5190	18.09	19.50	No
		46	5230	20.38	21.00	No
	802.11ac(VHT20)	36	5180	20.45	21.50	No
		44	5200	20.43	21.50	No
		48	5240	20.77	21.50	No
	802.11ac(VHT40)	38	5190	17.07	18.50	No
		46	5230	20.52	21.00	No
	802.11ac(VHT80)	42	5210	15.07	16.00	No
	802.11ac(VHT160)	50	5250	13.54	15.00	No
	802.11ax(HE20)	36	5180	20.96	21.50	No
		44	5220	21.01	21.50	No
		48	5240	21.10	21.50	No
802.11ax(HE40)	38	5190	17.56	19.00	No	
	46	5230	20.36	21.00	No	
802.11ax(HE80)	42	5210	16.05	17.00	No	
802.11ax(HE160)	50	5250	13.58	15.00	No	
5.3 (5.25~5.35)	802.11a	52	5260	20.52	21.50	No
		60	5300	20.68	21.50	No
		64	5320	20.69	21.50	Yes
	802.11n(HT20)	52	5260	20.68	21.50	No
		60	5300	20.52	21.50	No
		64	5320	20.57	21.50	No
	802.11n(HT40)	54	5270	20.39	21.00	No
		62	5310	15.62	17.00	No
	802.11ac(VHT20)	52	5260	20.56	21.50	No
		60	5300	20.47	21.50	No
		64	5320	20.40	21.50	No
	802.11ac(VHT40)	54	5270	20.37	21.00	No
		62	5310	15.61	17.00	No
	802.11ac(VHT80)	58	5290	15.19	16.00	No

	802.11ax(HE20)	52	5260	20.75	21.50	No
		60	5300	20.74	21.50	No
		64	5320	18.85	20.50	No
	802.11ax(HE40)	54	5270	20.33	21.00	No
		62	5310	15.50	17.00	No
	802.11ax(HE80)	58	5290	15.61	16.50	No
5.6 (5.47~5.725)	802.11a	100	5500	20.81	21.50	No
		116	5580	20.93	21.50	No
		136	5680	20.78	21.50	No
		140	5700	19.21	21.00	No
	802.11n(HT20)	100	5500	20.63	21.50	No
		116	5580	20.81	21.50	No
		140	5700	20.96	21.50	No
	802.11n(HT40)	102	5510	17.69	19.00	No
		110	5550	20.70	21.50	Yes
		134	5670	20.69	21.50	No
	802.11ac(VHT20)	100	5500	20.78	21.50	No
		116	5580	20.94	21.50	No
		140	5700	20.93	21.50	No
	802.11ac(VHT40)	102	5510	17.68	19.00	No
		110	5550	20.36	21.00	No
		134	5670	20.47	21.00	No
	802.11ac(VHT80)	106	5530	15.28	16.00	No
		122	5610	20.07	20.50	No
	802.11ac(VHT160)	114	5570	12.89	14.00	No
	802.11ax(HE20)	100	5500	20.56	21.50	No
		116	5580	20.67	21.50	No
		136	5680	20.53	21.50	No
		140	5700	18.69	20.50	No
	802.11ax(HE40)	102	5510	18.48	20.00	No
		110	5550	20.61	21.00	No
		134	5670	20.79	21.00	No
	802.11ax(HE80)	106	5530	15.30	16.00	No
122		5610	20.01	20.50	No	
802.11ax(HE160)	114	5570	13.24	14.00	No	
5.8 (5.725~5.850)	802.11a	149	5745	21.28	21.50	No
		157	5785	21.14	21.50	No
		165	5825	21.13	21.50	No
	802.11n(HT20)	149	5745	20.94	21.50	No

		157	5785	21.10	21.50	No
		165	5825	20.89	21.50	No
	802.11n(HT40)	151	5755	20.82	21.50	Yes
		159	5795	20.76	21.50	No
	802.11ac(VHT20)	149	5745	20.88	21.50	No
		157	5785	20.82	21.50	No
		165	5825	20.87	21.50	No
	802.11ac(VHT40)	151	5755	20.58	21.00	No
		159	5795	20.45	21.00	No
	802.11ac(VHT80)	155	5775	20.13	20.50	No
	802.11ax(HE20)	149	5745	20.71	21.50	No
		157	5785	20.86	21.50	No
		165	5825	20.83	21.50	No
	802.11ax(HE40)	151	5755	20.38	21.00	No
		159	5795	20.24	21.00	No
	802.11ax(HE80)	155	5775	19.91	20.50	No

Note: When the same maximum output power is specified for both bands, begin SAR measurement in U-NII-2A band by applying the OFDM SAR requirements. If the highest reported SAR for a test configuration is ≤ 1.2 W/kg, SAR is not required for U-NII-1 band for that configuration (802.11 mode and exposure condition); otherwise, each band is tested independently for SAR.

8.7.22 5G WLAN-MIMO-Level1&2

Band (GHz)	Mode	Channel	Freq. (MHz)	Conducted Power (dBm)	Tune-up Limit (dBm)	SAR Test Require.
5.2 (5.15~5.25)	802.11a	36	5180	18.05	19.00	No
		44	5200	18.42	19.00	No
		48	5240	18.48	19.00	No
	802.11n(HT20)	36	5180	18.58	19.50	No
		44	5220	18.44	19.50	No
		48	5240	18.78	19.50	No
	802.11n(HT40)	38	5190	18.09	19.00	No
		46	5230	18.27	19.00	No
	802.11ac(VHT20)	36	5180	18.55	19.50	No
		44	5200	18.29	19.50	No
		48	5240	18.80	19.50	No
	802.11ac(VHT40)	38	5190	17.07	18.50	No
		46	5230	18.36	19.00	No
	802.11ac(VHT80)	42	5210	15.07	16.00	No
	802.11ac(VHT160)	50	5250	13.54	15.00	No
	802.11ax(HE20)	36	5180	18.88	19.50	No
		44	5220	18.97	19.50	No
		48	5240	19.20	19.50	No
802.11ax(HE40)	38	5190	17.56	19.00	No	
	46	5230	18.45	19.00	No	
802.11ax(HE80)	42	5210	16.05	17.00	No	
802.11ax(HE160)	50	5250	13.58	15.00	No	
5.3 (5.25~5.35)	802.11a	52	5260	18.66	19.50	Yes
		60	5300	18.54	19.50	Yes
		64	5320	18.55	19.50	Yes
	802.11n(HT20)	52	5260	18.73	19.50	No
		60	5300	18.60	19.50	No
		64	5320	18.65	19.50	No
	802.11n(HT40)	54	5270	18.24	19.00	No
		62	5310	15.62	17.00	No
	802.11ac(VHT20)	52	5260	18.49	19.50	No
		60	5300	18.59	19.50	No
		64	5320	18.42	19.50	No
	802.11ac(VHT40)	54	5270	18.34	19.00	No
		62	5310	15.61	17.00	No
	802.11ac(VHT80)	58	5290	15.19	16.00	No

	802.11ax(HE20)	52	5260	18.74	19.50	No
		60	5300	18.82	19.50	No
		64	5320	18.62	19.50	No
	802.11ax(HE40)	54	5270	18.39	19.00	No
		62	5310	15.50	17.00	No
	802.11ax(HE80)	58	5290	15.61	16.50	No
5.6 (5.47~5.725)	802.11a	100	5500	18.67	19.50	No
		116	5580	18.83	19.50	No
		136	5680	/	/	No
		140	5700	18.95	19.50	No
	802.11n(HT20)	100	5500	18.65	19.50	No
		116	5580	18.84	19.50	No
		140	5700	18.95	19.50	No
	802.11n(HT40)	102	5510	17.69	19.00	Yes
		110	5550	18.66	19.50	Yes
		134	5670	18.83	19.50	Yes
	802.11ac(VHT20)	100	5500	18.69	19.50	No
		116	5580	18.99	19.50	No
		140	5700	18.99	19.50	No
	802.11ac(VHT40)	102	5510	17.68	19.00	No
		110	5550	18.28	19.00	No
		134	5670	18.50	19.00	No
	802.11ac(VHT80)	106	5530	15.28	16.00	No
		122	5610	18.03	18.50	No
	802.11ac(VHT160)	114	5570	12.89	14.00	No
	802.11ax(HE20)	100	5500	18.63	19.50	No
		116	5580	18.72	19.50	No
		136	5680	/	/	No
		140	5700	18.69	19.50	No
	802.11ax(HE40)	102	5510	18.48	19.00	No
		110	5550	18.54	19.00	No
		134	5670	18.68	19.00	No
	802.11ax(HE80)	106	5530	15.30	16.00	No
122		5610	18.01	18.50	No	
802.11ax(HE160)	114	5570	13.24	14.00	No	
5.8 (5.725~5.850)	802.11a	149	5745	19.23	19.50	No
		157	5785	19.08	19.50	No
		165	5825	18.98	19.50	No
	802.11n(HT20)	149	5745	18.88	19.50	No

		157	5785	19.06	19.50	No
		165	5825	18.86	19.50	No
	802.11n(HT40)	151	5755	18.85	19.50	Yes
		159	5795	18.63	19.50	Yes
	802.11ac(VHT20)	149	5745	18.87	19.50	No
		157	5785	18.69	19.50	No
		165	5825	18.71	19.50	No
	802.11ac(VHT40)	151	5755	18.68	19.00	No
		159	5795	18.36	19.00	No
	802.11ac(VHT80)	155	5775	18.01	18.50	No
	802.11ax(HE20)	149	5745	18.85	19.50	No
		157	5785	18.85	19.50	No
		165	5825	18.70	19.50	No
	802.11ax(HE40)	151	5755	18.44	19.00	No
		159	5795	18.29	19.00	No
	802.11ax(HE80)	155	5775	17.79	18.50	No

Note: When the same maximum output power is specified for both bands, begin SAR measurement in U-NII-2A band by applying the OFDM SAR requirements. If the highest reported SAR for a test configuration is ≤ 1.2 W/kg, SAR is not required for U-NII-1 band for that configuration (802.11 mode and exposure condition); otherwise, each band is tested independently for SAR.

8.7.23 5G WLAN-MIMO-Level3&4

Band (GHz)	Mode	Channel	Freq. (MHz)	Conducted Power (dBm)	Tune-up Limit (dBm)	SAR Test Require.
5.2 (5.15~5.25)	802.11a	36	5180	15.71	16.50	No
		44	5200	15.69	16.50	No
		48	5240	16.05	16.50	No
	802.11n(HT20)	36	5180	16.01	17.00	No
		44	5220	16.08	17.00	No
		48	5240	16.03	17.00	No
	802.11n(HT40)	38	5190	15.73	16.50	No
		46	5230	15.83	16.50	No
	802.11ac(VHT20)	36	5180	15.92	17.00	No
		44	5200	15.98	17.00	No
		48	5240	16.19	17.00	No
	802.11ac(VHT40)	38	5190	15.83	16.50	No
		46	5230	15.91	16.50	No
	802.11ac(VHT80)	42	5210	15.55	16.00	No
	802.11ac(VHT160)	50	5250	13.54	15.00	No
	802.11ax(HE20)	36	5180	16.32	17.00	No
		44	5220	16.38	17.00	No
		48	5240	16.74	17.00	No
802.11ax(HE40)	38	5190	15.43	16.50	No	
	46	5230	15.96	16.50	No	
802.11ax(HE80)	42	5210	15.59	16.00	No	
802.11ax(HE160)	50	5250	13.58	15.00	No	
5.3 (5.25~5.35)	802.11a	52	5260	15.90	17.00	No
		60	5300	16.21	17.00	Yes
		64	5320	16.02	17.00	No
	802.11n(HT20)	52	5260	16.31	17.00	No
		60	5300	15.92	17.00	No
		64	5320	15.95	17.00	No
	802.11n(HT40)	54	5270	15.84	16.50	No
		62	5310	15.62	16.50	No
	802.11ac(VHT20)	52	5260	15.96	17.00	No
		60	5300	15.84	17.00	No
		64	5320	16.02	17.00	No
	802.11ac(VHT40)	54	5270	15.99	16.50	No
		62	5310	15.61	16.50	No
	802.11ac(VHT80)	58	5290	15.19	16.00	No

	802.11ax(HE20)	52	5260	16.18	17.00	No
		60	5300	16.14	17.00	No
		64	5320	16.10	17.00	No
	802.11ax(HE40)	54	5270	15.97	16.50	No
		62	5310	15.50	16.50	No
	802.11ax(HE80)	58	5290	15.61	16.00	No
5.6 (5.47~5.725)	802.11a	100	5500	15.69	16.50	No
		116	5580	15.90	16.50	No
		136	5680	/	/	No
		140	5700	16.11	16.50	No
	802.11n(HT20)	100	5500	15.56	16.50	No
		116	5580	15.85	16.50	No
		140	5700	16.08	16.50	No
	802.11n(HT40)	102	5510	16.01	16.50	Yes
		110	5550	15.72	16.50	No
		134	5670	15.75	16.50	No
	802.11ac(VHT20)	100	5500	15.80	16.50	No
		116	5580	15.94	16.50	No
		140	5700	15.77	16.50	No
	802.11ac(VHT40)	102	5510	15.18	16.00	No
		110	5550	15.20	16.00	No
		134	5670	15.32	16.00	No
	802.11ac(VHT80)	106	5530	15.00	15.50	No
		122	5610	15.13	15.50	No
	802.11ac(VHT160)	114	5570	12.89	14.00	No
	802.11ax(HE20)	100	5500	15.60	16.50	No
		116	5580	15.69	16.50	No
		136	5680	/	/	No
		140	5700	15.94	16.50	No
	802.11ax(HE40)	102	5510	15.36	16.00	No
		110	5550	15.70	16.00	No
		134	5670	15.84	16.00	No
	802.11ax(HE80)	106	5530	14.89	15.50	No
		122	5610	15.09	15.50	No
	802.11ax(HE160)	114	5570	13.24	14.00	No
	5.8 (5.725~5.850)	802.11a	149	5745	17.34	17.50
157			5785	17.06	17.50	No
165			5825	17.11	17.50	No
802.11n(HT20)		149	5745	16.82	17.50	No

		157	5785	17.04	17.50	No
		165	5825	17.03	17.50	No
	802.11n(HT40)	151	5755	16.94	17.50	Yes
		159	5795	16.64	17.50	No
	802.11ac(VHT20)	149	5745	17.01	17.50	No
		157	5785	16.96	17.50	No
		165	5825	16.78	17.50	No
	802.11ac(VHT40)	151	5755	16.55	17.00	No
		159	5795	16.31	17.00	No
	802.11ac(VHT80)	155	5775	16.13	16.50	No
	802.11ax(HE20)	149	5745	16.60	17.50	No
		157	5785	16.74	17.50	No
		165	5825	16.67	17.50	No
	802.11ax(HE40)	151	5755	16.37	17.00	No
		159	5795	16.38	17.00	No
	802.11ax(HE80)	155	5775	15.84	16.50	No

Note: When the same maximum output power is specified for both bands, begin SAR measurement in U-NII-2A band by applying the OFDM SAR requirements. If the highest reported SAR for a test configuration is ≤ 1.2 W/kg, SAR is not required for U-NII-1 band for that configuration (802.11 mode and exposure condition); otherwise, each band is tested independently for SAR.

8.7.24 5G WLAN-MIMO-Level5&6&7&8

Band (GHz)	Mode	Channel	Freq. (MHz)	Conducted Power (dBm)	Tune-up Limit (dBm)	SAR Test Require.
5.2 (5.15~5.25)	802.11a	36	5180	20.07	21.00	No
		44	5200	20.34	21.00	No
		48	5240	20.45	21.00	No
	802.11n(HT20)	36	5180	20.58	21.50	No
		44	5220	20.56	21.50	No
		48	5240	20.67	21.50	Yes
	802.11n(HT40)	38	5190	18.09	19.50	No
		46	5230	20.38	21.00	No
	802.11ac(VHT20)	36	5180	20.45	21.50	No
		44	5200	20.43	21.50	No
		48	5240	20.77	21.50	No
	802.11ac(VHT40)	38	5190	17.07	18.50	No
		46	5230	20.52	21.00	No
	802.11ac(VHT80)	42	5210	15.07	16.00	No
	802.11ac(VHT160)	50	5250	13.54	15.00	No
	802.11ax(HE20)	36	5180	20.96	21.50	No
		44	5220	21.01	21.50	No
		48	5240	21.10	21.50	No
802.11ax(HE40)	38	5190	17.56	19.00	No	
	46	5230	20.36	21.00	No	
802.11ax(HE80)	42	5210	16.05	17.00	No	
802.11ax(HE160)	50	5250	13.58	15.00	No	
5.3 (5.25~5.35)	802.11a	52	5260	20.52	21.50	No
		60	5300	20.68	21.50	No
		64	5320	20.69	21.50	Yes
	802.11n(HT20)	52	5260	20.68	21.50	No
		60	5300	20.52	21.50	No
		64	5320	20.57	21.50	No
	802.11n(HT40)	54	5270	20.39	21.00	No
		62	5310	15.62	17.00	No
	802.11ac(VHT20)	52	5260	20.56	21.50	No
		60	5300	20.47	21.50	No
		64	5320	20.40	21.50	No
	802.11ac(VHT40)	54	5270	20.37	21.00	No
		62	5310	15.61	17.00	No
	802.11ac(VHT80)	58	5290	15.19	16.00	No

	802.11ax(HE20)	52	5260	20.75	21.50	No
		60	5300	20.74	21.50	No
		64	5320	18.85	20.50	No
	802.11ax(HE40)	54	5270	20.33	21.00	No
		62	5310	15.50	17.00	No
	802.11ax(HE80)	58	5290	15.61	16.50	No
5.6 (5.47~5.725)	802.11a	100	5500	20.81	21.50	No
		116	5580	20.93	21.50	No
		136	5680	20.78	21.50	No
		140	5700	19.21	21.00	No
	802.11n(HT20)	100	5500	20.63	21.50	No
		116	5580	20.81	21.50	No
		140	5700	20.96	21.50	No
	802.11n(HT40)	102	5510	17.69	19.00	No
		110	5550	20.70	21.50	Yes
		134	5670	20.69	21.50	No
	802.11ac(VHT20)	100	5500	20.78	21.50	No
		116	5580	20.94	21.50	No
		140	5700	20.93	21.50	No
	802.11ac(VHT40)	102	5510	17.68	19.00	No
		110	5550	20.36	21.00	No
		134	5670	20.47	21.00	No
	802.11ac(VHT80)	106	5530	15.28	16.00	No
		122	5610	20.07	20.50	No
	802.11ac(VHT160)	114	5570	12.89	14.00	No
	802.11ax(HE20)	100	5500	20.56	21.50	No
		116	5580	20.67	21.50	No
		136	5680	20.53	21.50	No
		140	5700	18.69	20.50	No
	802.11ax(HE40)	102	5510	18.48	20.00	No
		110	5550	20.61	21.00	No
		134	5670	20.79	21.00	No
	802.11ax(HE80)	106	5530	15.30	16.00	No
		122	5610	20.01	20.50	No
	802.11ax(HE160)	114	5570	13.24	14.00	No
	5.8 (5.725~5.850)	802.11a	149	5745	21.28	21.50
157			5785	21.14	21.50	No
165			5825	21.13	21.50	No
802.11n(HT20)		149	5745	20.94	21.50	No

		157	5785	21.10	21.50	No
		165	5825	20.89	21.50	No
	802.11n(HT40)	151	5755	20.82	21.50	Yes
		159	5795	20.76	21.50	No
	802.11ac(VHT20)	149	5745	20.88	21.50	No
		157	5785	20.82	21.50	No
		165	5825	20.87	21.50	No
	802.11ac(VHT40)	151	5755	20.58	21.00	No
		159	5795	20.45	21.00	No
	802.11ac(VHT80)	155	5775	20.13	20.50	No
	802.11ax(HE20)	149	5745	20.71	21.50	No
		157	5785	20.86	21.50	No
		165	5825	20.83	21.50	No
	802.11ax(HE40)	151	5755	20.38	21.00	No
		159	5795	20.24	21.00	No
	802.11ax(HE80)	155	5775	19.91	20.50	No

Note: When the same maximum output power is specified for both bands, begin SAR measurement in U-NII-2A band by applying the OFDM SAR requirements. If the highest reported SAR for a test configuration is ≤ 1.2 W/kg, SAR is not required for U-NII-1 band for that configuration (802.11 mode and exposure condition); otherwise, each band is tested independently for SAR.

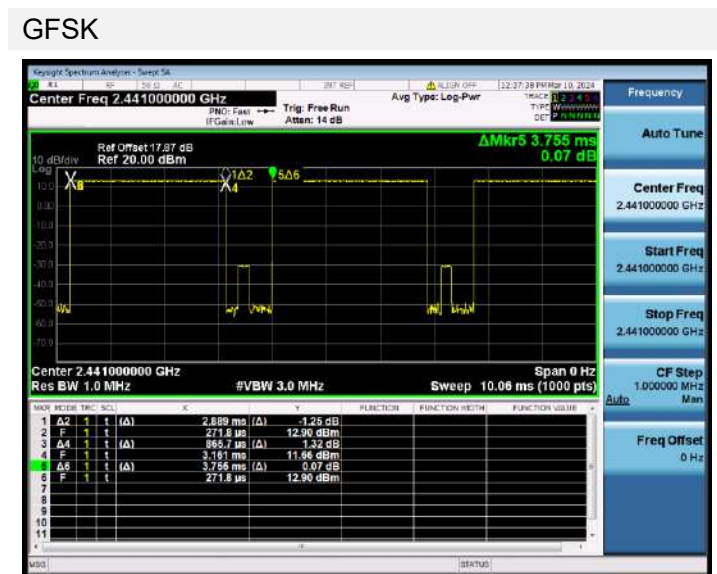
8.8 Bluetooth Ant.13

Mode	GFSK			π/4-DQPSK		
Channel	0	39	78	0	39	78
Frequency (MHz)	2402	2441	2480	2402	2441	2480
Conducted Power(dBm)	12.77	13.02	12.81	12.26	12.24	12.37
Tune-Up Limit (dBm)	15.00	15.00	15.00	15.00	15.00	15.00
SAR Test Require	NO	YES	NO	NO	NO	NO
Mode	8-DPSK			/		
Channel	0	39	78	/	/	/
Frequency (MHz)	2402	2441	2480	/	/	/
Conducted Power(dBm)	12.69	12.81	12.95	/	/	/
Tune-Up Limit (dBm)	15.00	15.00	15.00	/	/	/
SAR Test Require	NO	NO	NO	/	/	/
Mode	BLE-1Mbps			BLE-2Mbps		
Channel	0	19	39	1	19	38
Frequency (MHz)	2402	2440	2480	2404	2440	2478
Conducted Power(dBm)	8.65	7.77	7.89	9.27	9.18	9.21
Tune-Up Limit (dBm)	10.00	10.00	10.00	10.00	10.00	10.00
SAR Test Require	NO	NO	NO	NO	NO	NO

Note 1: Since bluetooth BR mode is the maximum output power mode, SAR measurements were performed with test software using DH5 modulation, and SAR measurement is not required for the EDR and LE. When the secondary mode is ≤ ¼ dB higher than the primary mode.

The Bluetooth duty cycle GFSK is 76.94 % as following figure, according to 2016 Oct. TCB workshop for Bluetooth SAR scaling need further consideration and the maximum duty cycle is 100%, therefore the actual duty cycle will be scaled up to 100% for Bluetooth reported SAR calculation.

Duty Cycle



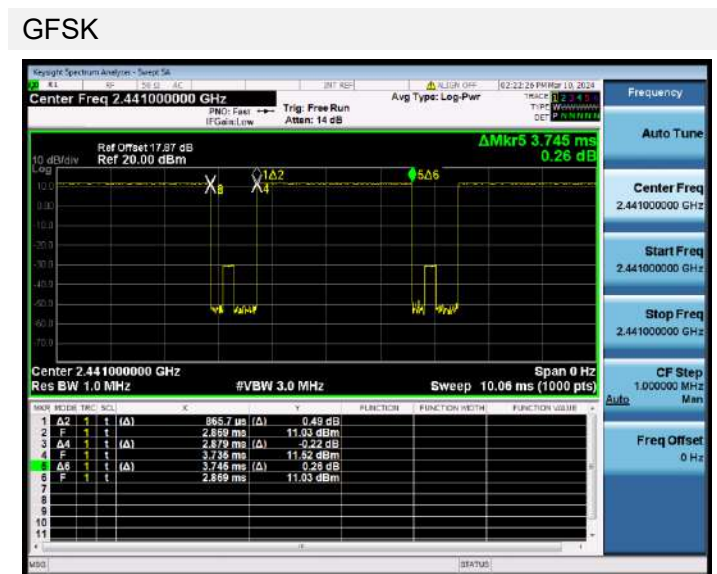
8.9 Bluetooth Ant.12

Mode	GFSK			π/4-DQPSK		
Channel	0	39	78	0	39	78
Frequency (MHz)	2402	2441	2480	2402	2441	2480
Conducted Power(dBm)	13.02	12.83	12.32	12.42	12.01	11.76
Tune-Up Limit (dBm)	15.00	15.00	15.00	15.00	15.00	15.00
SAR Test Require	YES	NO	NO	NO	NO	NO
Mode	8-DPSK			/		
Channel	0	39	78	/	/	/
Frequency (MHz)	2402	2441	2480	/	/	/
Conducted Power(dBm)	12.90	12.67	12.53	/	/	/
Tune-Up Limit (dBm)	15.00	15.00	15.00	/	/	/
SAR Test Require	NO	NO	NO	/	/	/
Mode	BLE-1Mbps			BLE-2Mbps		
Channel	0	19	39	1	19	38
Frequency (MHz)	2402	2440	2480	2404	2440	2478
Conducted Power(dBm)	8.84	8.27	8.06	9.84	9.59	9.41
Tune-Up Limit (dBm)	10.00	10.00	10.00	10.00	10.00	10.00
SAR Test Require	NO	NO	NO	NO	NO	NO

Note 1: Since bluetooth BR mode is the maximum output power mode, SAR measurements were performed with test software using DH5 modulation, and SAR measurement is not required for the EDR and LE. When the secondary mode is ≤ ¼ dB higher than the primary mode.

The Bluetooth duty cycle GFSK is 76.88 % as following figure, according to 2016 Oct. TCB workshop for Bluetooth SAR scaling need further consideration and the maximum duty cycle is 100%, therefore the actual duty cycle will be scaled up to 100% for Bluetooth reported SAR calculation.

Duty Cycle



8.10 Power Reduction List

1. This mobile phone device supports the receiver detection mechanism .This device uses the receiver to indicate whether the user is making a call in head.
2. When device is making call in head, and the receiver will work, the power reduction will applied for SAR compliance.
3. When there is a voice call (including VOIP), the audio is actively routed through the headset or speaker, and the receiver will not work, which indicating the body exposure conditions will trigger the body exposure reduced the power.
4. When this device used data mode only, and the receiver will not work too, the reduced the power are same as body exposure.

WWAN Reduced power level table

Reduced level	Receiver state	Transmitting	Antenna	Position
		conditions		
State2	On (head scenario)	WWAN Use Only	Ant.0	Head
			Ant.1	
			Ant.4	
			Ant.5	
State4	On (head scenario)	WWAN + 2.4G/WLAN/5G/WLAN/BT	Ant.0	Head
			Ant.1	
			Ant.4	
			Ant.5	
State6	On (head scenario)	WWAN + 2.4G/5G/WLAN +BT	Ant.0	Head
			Ant.1	
			Ant.4	
			Ant.5	
State1	Off (Body scenario)	WWAN Use Only	Ant.0	Front Side;Back Side; Left Edge;Right Edge;Top Edge;Bottom Edge
			Ant.1	
			Ant.4	
			Ant.5	
Level3	Off (Body scenario)	WWAN + 2.4G/WLAN/5G/WLAN/BT	Ant.0	Front Side;Back Side; Left Edge;Right Edge;Top Edge;Bottom Edge
			Ant.1	
			Ant.4	
			Ant.5	
Level5	Off (Body scenario)	WWAN + 2.4G/5G/WLAN +BT	Ant.0	Front Side;Back Side; Left Edge;Right Edge;Top Edge;Bottom Edge
			Ant.1	
			Ant.4	
			Ant.5	

Mode	Antenna	WWAN Antenna											
		Full Power	Receiver on				Receiver off						
			Head				Body-worn			Hotspot		Specific	
			Standalone	Simultaneous transmission		Standalone	Simultaneous transmission		Simultaneous transmission		Standalone	Simultaneous transmission	
				+2.4G/WLAN/5G/WLAN/BT	+2.4G/WLAN+BT/+5G/WLAN+BT		+2.4G/WLAN/5G/WLAN/BT	+2.4G/WLAN+BT/+5G/WLAN+BT	+2.4G/WLAN/5G/WLAN/BT	+2.4G/WLAN+BT/+5G/WLAN+BT		+2.4G/WLAN/5G/WLAN/BT	+2.4G/WLAN+BT/+5G/WLAN+BT
Off	State2	State4	State6	State1	State3	State5	State3	State5	State1	State3	State5		
GSM 850	Ant.0	34.00	34.00	34.00	34.00	34.00	34.00	34.00	34.00	34.00	34.00	34.00	
GPRS850 1 Tx Slot	Ant.0	34.00	34.00	34.00	34.00	34.00	34.00	34.00	34.00	34.00	34.00	34.00	
GPRS850 2 Tx Slot	Ant.0	31.50	31.50	31.50	31.50	31.50	31.50	31.50	31.50	31.50	31.50	31.50	
GPRS850 3 Tx Slot	Ant.0	29.90	29.90	29.90	29.90	29.90	29.90	29.90	29.90	29.90	29.90	29.90	
GPRS850 4 Tx Slot	Ant.0	28.90	28.90	28.90	28.90	28.90	28.90	28.90	28.90	28.90	28.90	28.90	
EGPRS850 1 Tx Slot	Ant.0	28.00	28.00	28.00	28.00	28.00	28.00	28.00	28.00	28.00	28.00	28.00	
EGPRS850 2 Tx Slot	Ant.0	25.80	25.80	25.80	25.80	25.80	25.80	25.80	25.80	25.80	25.80	25.80	
EGPRS850 3 Tx Slot	Ant.0	24.30	24.30	24.30	24.30	24.30	24.30	24.30	24.30	24.30	24.30	24.30	
EGPRS850 4 Tx Slot	Ant.0	23.50	23.50	23.50	23.50	23.50	23.50	23.50	23.50	23.50	23.50	23.50	
GSM1900	Ant.4	30.50	24.90	24.90	24.40	29.00	29.00	28.20	29.00	28.20	29.00	28.20	
GPRS1900 1 Tx Slot	Ant.4	30.50	24.90	24.90	24.40	29.00	29.00	28.20	29.00	28.20	29.00	28.20	
GPRS1900 2 Tx Slot	Ant.4	28.50	22.90	22.90	22.40	27.00	27.00	26.20	27.00	26.20	27.00	26.20	
GPRS1900 3 Tx Slot	Ant.4	27.00	21.40	21.40	20.90	25.50	25.50	24.70	25.50	24.70	25.50	24.70	
GPRS1900 4 Tx Slot	Ant.4	26.00	20.40	20.40	19.90	24.50	24.50	23.70	24.50	23.70	24.50	23.70	
EGPRS1900 1 Tx Slot	Ant.4	27.20	21.60	21.60	21.10	25.70	25.70	24.90	25.70	24.90	25.70	24.90	
EGPRS1900 2 Tx Slot	Ant.4	25.30	19.70	19.70	19.20	23.80	23.80	23.00	23.80	23.00	23.80	23.00	
EGPRS1900 3 Tx Slot	Ant.4	24.50	18.90	18.90	18.40	23.00	23.00	22.20	23.00	22.20	23.00	22.20	
EGPRS1900 4 Tx Slot	Ant.4	24.00	18.40	18.40	17.90	22.50	22.50	21.70	22.50	21.70	22.50	21.70	
GSM1900	Ant.0	31.00	31.00	31.00	31.00	31.00	31.00	30.30	31.00	30.30	31.00	30.30	
GPRS1900 1 Tx Slot	Ant.0	31.00	31.00	31.00	31.00	31.00	31.00	30.30	31.00	30.30	31.00	30.30	
GPRS1900 2 Tx Slot	Ant.0	29.00	29.00	29.00	29.00	29.00	29.00	28.30	29.00	28.30	29.00	28.30	
GPRS1900 3 Tx Slot	Ant.0	27.50	27.50	27.50	27.50	27.50	27.50	26.80	27.50	26.80	27.50	26.80	
GPRS1900 4 Tx Slot	Ant.0	26.50	26.50	26.50	26.50	26.50	26.50	25.80	26.50	25.80	26.50	25.80	
EGPRS1900 1 Tx Slot	Ant.0	27.70	27.70	27.70	27.70	27.70	27.70	27.00	27.70	27.00	27.70	27.00	
EGPRS1900 2 Tx Slot	Ant.0	25.80	25.80	25.80	25.80	25.80	25.80	25.10	25.80	25.10	25.80	25.10	
EGPRS1900 3 Tx Slot	Ant.0	24.80	24.80	24.80	24.80	24.80	24.80	24.10	24.80	24.10	24.80	24.10	
EGPRS1900 4 Tx Slot	Ant.0	24.50	24.50	24.50	24.50	24.50	24.50	23.80	24.50	23.80	24.50	23.80	
WCDMA Band2 RMC	Ant.4	23.50	17.90	17.90	17.40	22.00	22.00	21.20	22.00	21.20	22.00	21.20	
WCDMA Band2 AMR	Ant.4	23.50	17.90	17.90	17.40	22.00	22.00	21.20	22.00	21.20	22.00	21.20	
HSDPA Subtest-1	Ant.4	22.50	16.90	16.90	16.40	21.00	21.00	20.20	21.00	20.20	21.00	20.20	
HSDPA Subtest-2	Ant.4	22.50	16.90	16.90	16.40	21.00	21.00	20.20	21.00	20.20	21.00	20.20	
HSDPA Subtest-3	Ant.4	22.00	16.40	16.40	15.90	20.50	20.50	19.70	20.50	19.70	20.50	19.70	
HSDPA Subtest-4	Ant.4	22.00	16.40	16.40	15.90	20.50	20.50	19.70	20.50	19.70	20.50	19.70	
DC-HSDPA Subtest-1	Ant.4	22.50	16.90	16.90	16.40	21.00	21.00	20.20	21.00	20.20	21.00	20.20	
DC-HSDPA Subtest-2	Ant.4	22.50	16.90	16.90	16.40	21.00	21.00	20.20	21.00	20.20	21.00	20.20	

DC-HSDPA Subtest-3	Ant.4	22.00	16.40	16.40	15.90	20.50	20.50	19.70	20.50	19.70	20.50	20.50	19.70
DC-HSDPA Subtest-4	Ant.4	22.00	16.40	16.40	15.90	20.50	20.50	19.70	20.50	19.70	20.50	20.50	19.70
HSUPA Subtest-1	Ant.4	22.50	16.90	16.90	16.40	21.00	21.00	20.20	21.00	20.20	21.00	21.00	20.20
HSUPA Subtest-2	Ant.4	20.50	14.90	14.90	14.40	19.00	19.00	18.20	19.00	18.20	19.00	19.00	18.20
HSUPA Subtest-3	Ant.4	20.50	14.90	14.90	14.40	19.00	19.00	18.20	19.00	18.20	19.00	19.00	18.20
HSUPA Subtest-4	Ant.4	20.50	14.90	14.90	14.40	19.00	19.00	18.20	19.00	18.20	19.00	19.00	18.20
HSUPA Subtest-5	Ant.4	22.50	16.90	16.90	16.40	21.00	21.00	20.20	21.00	20.20	21.00	21.00	20.20
HSPA+(16QAM)	Ant.4	22.00	16.40	16.40	15.90	20.50	20.50	19.70	20.50	19.70	20.50	20.50	19.70
WCDMA Band2 RMC	Ant.0	24.00	24.00	24.00	24.00	22.00	22.00	21.20	22.00	21.20	22.00	22.00	21.20
WCDMA Band2 AMR	Ant.0	24.00	24.00	24.00	24.00	22.00	22.00	21.20	22.00	21.20	22.00	22.00	21.20
HSDPA Subtest-1	Ant.0	23.00	23.00	23.00	23.00	21.00	21.00	20.20	21.00	20.20	21.00	21.00	20.20
HSDPA Subtest-2	Ant.0	23.00	23.00	23.00	23.00	21.00	21.00	20.20	21.00	20.20	21.00	21.00	20.20
HSDPA Subtest-3	Ant.0	22.50	22.50	22.50	22.50	20.50	20.50	19.70	20.50	19.70	20.50	20.50	19.70
HSDPA Subtest-4	Ant.0	22.50	22.50	22.50	22.50	20.50	20.50	19.70	20.50	19.70	20.50	20.50	19.70
DC-HSDPA Subtest-1	Ant.0	23.00	23.00	23.00	23.00	21.00	21.00	20.20	21.00	20.20	21.00	21.00	20.20
DC-HSDPA Subtest-2	Ant.0	23.00	23.00	23.00	23.00	21.00	21.00	20.20	21.00	20.20	21.00	21.00	20.20
DC-HSDPA Subtest-3	Ant.0	22.50	22.50	22.50	22.50	20.50	20.50	19.70	20.50	19.70	20.50	20.50	19.70
DC-HSDPA Subtest-4	Ant.0	22.50	22.50	22.50	22.50	20.50	20.50	19.70	20.50	19.70	20.50	20.50	19.70
HSUPA Subtest-1	Ant.0	23.00	23.00	23.00	23.00	21.00	21.00	20.20	21.00	20.20	21.00	21.00	20.20
HSUPA Subtest-2	Ant.0	21.00	21.00	21.00	21.00	19.00	19.00	18.20	19.00	18.20	19.00	19.00	18.20
HSUPA Subtest-3	Ant.0	21.00	21.00	21.00	21.00	19.00	19.00	18.20	19.00	18.20	19.00	19.00	18.20
HSUPA Subtest-4	Ant.0	21.00	21.00	21.00	21.00	19.00	19.00	18.20	19.00	18.20	19.00	19.00	18.20
HSUPA Subtest-5	Ant.0	23.00	23.00	23.00	23.00	21.00	21.00	20.20	21.00	20.20	21.00	21.00	20.20
HSPA+(16QAM)	Ant.0	22.50	22.50	22.50	22.50	20.50	20.50	19.70	20.50	19.70	20.50	20.50	19.70
WCDMA Band4 RMC	Ant.4	24.80	19.20	19.20	18.70	23.30	23.30	22.50	23.30	22.50	23.30	23.30	22.50
WCDMA Band4 AMR	Ant.4	24.80	19.20	19.20	18.70	23.30	23.30	22.50	23.30	22.50	23.30	23.30	22.50
HSDPA Subtest-1	Ant.4	23.80	18.20	18.20	17.70	22.30	22.30	21.50	22.30	21.50	22.30	22.30	21.50
HSDPA Subtest-2	Ant.4	23.80	18.20	18.20	17.70	22.30	22.30	21.50	22.30	21.50	22.30	22.30	21.50
HSDPA Subtest-3	Ant.4	23.30	17.70	17.70	17.20	21.80	21.80	21.00	21.80	21.00	21.80	21.80	21.00
HSDPA Subtest-4	Ant.4	23.30	17.70	17.70	17.20	21.80	21.80	21.00	21.80	21.00	21.80	21.80	21.00
DC-HSDPA Subtest-1	Ant.4	23.80	18.20	18.20	17.70	22.30	22.30	21.50	22.30	21.50	22.30	22.30	21.50
DC-HSDPA Subtest-2	Ant.4	23.80	18.20	18.20	17.70	22.30	22.30	21.50	22.30	21.50	22.30	22.30	21.50
DC-HSDPA Subtest-3	Ant.4	23.30	17.70	17.70	17.20	21.80	21.80	21.00	21.80	21.00	21.80	21.80	21.00
DC-HSDPA Subtest-4	Ant.4	23.30	17.70	17.70	17.20	21.80	21.80	21.00	21.80	21.00	21.80	21.80	21.00
HSUPA Subtest-1	Ant.4	23.80	18.20	18.20	17.70	22.30	22.30	21.50	22.30	21.50	22.30	22.30	21.50
HSUPA Subtest-2	Ant.4	22.80	17.20	17.20	16.70	21.30	21.30	20.50	21.30	20.50	21.30	21.30	20.50
HSUPA Subtest-3	Ant.4	23.80	18.20	18.20	17.70	22.30	22.30	21.50	22.30	21.50	22.30	22.30	21.50
HSUPA Subtest-4	Ant.4	22.80	17.20	17.20	16.70	21.30	21.30	20.50	21.30	20.50	21.30	21.30	20.50
HSUPA Subtest-5	Ant.4	23.80	18.20	18.20	17.70	22.30	22.30	21.50	22.30	21.50	22.30	22.30	21.50
HSPA+(16QAM)	Ant.4	22.30	16.70	16.70	16.20	20.80	20.80	20.00	20.80	20.00	20.80	20.80	20.00
WCDMA Band4 RMC	Ant.0	25.00	25.00	25.00	25.00	23.00	23.00	22.20	23.00	22.20	23.00	23.00	22.20
WCDMA Band4 AMR	Ant.0	25.00	25.00	25.00	25.00	23.00	23.00	22.20	23.00	22.20	23.00	23.00	22.20
HSDPA Subtest-1	Ant.0	24.00	24.00	24.00	24.00	22.00	22.00	21.20	22.00	21.20	22.00	22.00	21.20

HSDPA Subtest-2	Ant.0	24.00	24.00	24.00	24.00	22.00	22.00	21.20	22.00	21.20	22.00	22.00	21.20
HSDPA Subtest-3	Ant.0	23.50	23.50	23.50	23.50	21.50	21.50	20.70	21.50	20.70	21.50	21.50	20.70
HSDPA Subtest-4	Ant.0	23.50	23.50	23.50	23.50	21.50	21.50	20.70	21.50	20.70	21.50	21.50	20.70
DC-HSDPA Subtest-1	Ant.0	24.00	24.00	24.00	24.00	22.00	22.00	21.20	22.00	21.20	22.00	22.00	21.20
DC-HSDPA Subtest-2	Ant.0	24.00	24.00	24.00	24.00	22.00	22.00	21.20	22.00	21.20	22.00	22.00	21.20
DC-HSDPA Subtest-3	Ant.0	23.50	23.50	23.50	23.50	21.50	21.50	20.70	21.50	20.70	21.50	21.50	20.70
DC-HSDPA Subtest-4	Ant.0	23.50	23.50	23.50	23.50	21.50	21.50	20.70	21.50	20.70	21.50	21.50	20.70
HSUPA Subtest-1	Ant.0	24.00	24.00	24.00	24.00	22.00	22.00	21.20	22.00	21.20	22.00	22.00	21.20
HSUPA Subtest-2	Ant.0	23.00	23.00	23.00	23.00	21.00	21.00	20.20	21.00	20.20	21.00	21.00	20.20
HSUPA Subtest-3	Ant.0	24.00	24.00	24.00	24.00	22.00	22.00	21.20	22.00	21.20	22.00	22.00	21.20
HSUPA Subtest-4	Ant.0	23.00	23.00	23.00	23.00	21.00	21.00	20.20	21.00	20.20	21.00	21.00	20.20
HSUPA Subtest-5	Ant.0	24.00	24.00	24.00	24.00	22.00	22.00	21.20	22.00	21.20	22.00	22.00	21.20
HSPA+(16QAM)	Ant.0	22.50	22.50	22.50	22.50	20.50	20.50	19.70	20.50	19.70	20.50	20.50	19.70
WCDMA Band5 RMC	Ant.1	24.80	23.80	23.80	23.30	24.80	24.80	24.80	24.80	24.80	24.80	24.80	24.80
WCDMA Band5 AMR	Ant.1	24.80	23.80	23.80	23.30	24.80	24.80	24.80	24.80	24.80	24.80	24.80	24.80
HSDPA Subtest-1	Ant.1	24.00	23.00	23.00	22.50	24.00	24.00	24.00	24.00	24.00	24.00	24.00	24.00
HSDPA Subtest-2	Ant.1	24.00	23.00	23.00	22.50	24.00	24.00	24.00	24.00	24.00	24.00	24.00	24.00
HSDPA Subtest-3	Ant.1	23.50	22.50	22.50	22.00	23.50	23.50	23.50	23.50	23.50	23.50	23.50	23.50
HSDPA Subtest-4	Ant.1	23.50	22.50	22.50	22.00	23.50	23.50	23.50	23.50	23.50	23.50	23.50	23.50
DC-HSDPA Subtest-1	Ant.1	24.00	23.00	23.00	22.50	24.00	24.00	24.00	24.00	24.00	24.00	24.00	24.00
DC-HSDPA Subtest-2	Ant.1	24.00	23.00	23.00	22.50	24.00	24.00	24.00	24.00	24.00	24.00	24.00	24.00
DC-HSDPA Subtest-3	Ant.1	23.50	22.50	22.50	22.00	23.50	23.50	23.50	23.50	23.50	23.50	23.50	23.50
DC-HSDPA Subtest-4	Ant.1	23.50	22.50	22.50	22.00	23.50	23.50	23.50	23.50	23.50	23.50	23.50	23.50
HSUPA Subtest-1	Ant.1	24.00	23.00	23.00	22.50	24.00	24.00	24.00	24.00	24.00	24.00	24.00	24.00
HSUPA Subtest-2	Ant.1	22.00	21.00	21.00	20.50	22.00	22.00	22.00	22.00	22.00	22.00	22.00	22.00
HSUPA Subtest-3	Ant.1	23.00	22.00	22.00	21.50	23.00	23.00	23.00	23.00	23.00	23.00	23.00	23.00
HSUPA Subtest-4	Ant.1	22.00	21.00	21.00	20.50	22.00	22.00	22.00	22.00	22.00	22.00	22.00	22.00
HSUPA Subtest-5	Ant.1	24.00	23.00	23.00	22.50	24.00	24.00	24.00	24.00	24.00	24.00	24.00	24.00
HSPA+(16QAM)	Ant.1	22.30	21.30	21.30	20.80	22.30	22.30	22.30	22.30	22.30	22.30	22.30	22.30
WCDMA Band5 RMC	Ant.0	25.00	25.00	25.00	25.00	25.00	25.00	24.20	25.00	24.20	25.00	25.00	24.20
WCDMA Band5 AMR	Ant.0	25.00	25.00	25.00	25.00	25.00	25.00	24.20	25.00	24.20	25.00	25.00	24.20
HSDPA Subtest-1	Ant.0	24.20	24.20	24.20	24.20	24.20	24.20	23.40	24.20	23.40	24.20	24.20	23.40
HSDPA Subtest-2	Ant.0	24.20	24.20	24.20	24.20	24.20	24.20	23.40	24.20	23.40	24.20	24.20	23.40
HSDPA Subtest-3	Ant.0	23.70	23.70	23.70	23.70	23.70	23.70	22.90	23.70	22.90	23.70	23.70	22.90
HSDPA Subtest-4	Ant.0	23.70	23.70	23.70	23.70	23.70	23.70	22.90	23.70	22.90	23.70	23.70	22.90
DC-HSDPA Subtest-1	Ant.0	24.20	24.20	24.20	24.20	24.20	24.20	23.40	24.20	23.40	24.20	24.20	23.40
DC-HSDPA Subtest-2	Ant.0	24.20	24.20	24.20	24.20	24.20	24.20	23.40	24.20	23.40	24.20	24.20	23.40
DC-HSDPA Subtest-3	Ant.0	23.70	23.70	23.70	23.70	23.70	23.70	22.90	23.70	22.90	23.70	23.70	22.90
DC-HSDPA Subtest-4	Ant.0	23.70	23.70	23.70	23.70	23.70	23.70	22.90	23.70	22.90	23.70	23.70	22.90
HSUPA Subtest-1	Ant.0	24.20	24.20	24.20	24.20	24.20	24.20	23.40	24.20	23.40	24.20	24.20	23.40
HSUPA Subtest-2	Ant.0	22.20	22.20	22.20	22.20	22.20	22.20	21.40	22.20	21.40	22.20	22.20	21.40
HSUPA Subtest-3	Ant.0	23.20	23.20	23.20	23.20	23.20	23.20	22.40	23.20	22.40	23.20	23.20	22.40
HSUPA Subtest-4	Ant.0	22.20	22.20	22.20	22.20	22.20	22.20	21.40	22.20	21.40	22.20	22.20	21.40

HSPA Subtest-5	Ant.0	24.20	24.20	24.20	24.20	24.20	24.20	24.20	23.40	24.20	23.40	24.20	24.20	23.40
HSPA+(16QAM)	Ant.0	22.50	22.50	22.50	22.50	22.50	22.50	22.50	21.70	22.50	21.70	22.50	22.50	21.70
LTE Band2	Ant.4	23.50	17.70	17.70	17.20	21.70	21.70	21.00	21.70	21.00	21.70	21.70	21.70	21.00
LTE Band2	Ant.1	23.00	21.00	21.00	20.00	21.00	21.00	20.00	21.00	20.00	21.00	20.00	21.00	20.00
LTE Band2	Ant.0	24.00	24.00	24.00	24.00	22.40	22.40	21.60	22.40	21.60	22.40	22.40	22.40	21.60
LTE Band4	Ant.4	24.80	19.40	19.40	18.90	23.20	23.20	22.40	23.20	22.40	23.20	23.20	23.20	22.40
LTE Band4	Ant.5	24.80	22.30	22.30	21.80	23.80	23.80	23.00	23.80	23.00	23.80	23.80	23.80	23.00
LTE Band4	Ant.1	23.30	21.30	21.30	20.30	21.30	21.30	20.30	21.30	20.30	21.30	21.30	21.30	20.30
LTE Band4	Ant.0	25.00	25.00	25.00	25.00	23.10	23.10	22.30	23.10	22.30	23.10	23.10	23.10	22.30
LTE Band5	Ant.1	24.80	23.90	23.90	23.50	24.00	24.00	23.20	24.00	23.20	24.00	24.00	24.00	23.20
LTE Band5	Ant.0	25.00	25.00	25.00	25.00	25.00	25.00	25.00	25.00	25.00	25.00	25.00	25.00	25.00
LTE Band7	Ant.4	23.50	19.00	19.00	18.60	22.40	22.40	21.60	22.40	21.60	22.40	22.40	22.40	21.60
LTE Band7	Ant.5	24.00	22.10	22.10	21.50	23.50	23.50	23.10	23.50	23.10	23.50	23.50	23.50	23.10
LTE Band7	Ant.1	23.10	21.10	21.10	20.10	21.10	21.10	20.30	21.10	20.30	21.10	21.10	21.10	20.30
LTE Band7	Ant.0	24.00	24.00	24.00	24.00	21.00	21.00	20.20	21.00	20.20	21.00	21.00	21.00	20.20
LTE Band12	Ant.1	24.80	24.80	24.80	24.80	24.80	24.80	24.30	24.80	24.30	24.80	24.80	24.80	24.30
LTE Band12	Ant.0	25.00	25.00	25.00	25.00	25.00	25.00	25.00	25.00	25.00	25.00	25.00	25.00	25.00
LTE Band13	Ant.1	23.80	23.80	23.80	23.80	23.80	23.80	23.30	23.80	23.30	23.80	23.80	23.80	23.30
LTE Band13	Ant.0	24.00	24.00	24.00	24.00	24.00	24.00	24.00	24.00	24.00	24.00	24.00	24.00	24.00
LTE Band17	Ant.1	24.80	24.80	24.80	24.80	24.80	24.80	24.30	24.80	24.30	24.80	24.80	24.80	24.30
LTE Band17	Ant.0	25.00	25.00	25.00	25.00	25.00	25.00	25.00	25.00	25.00	25.00	25.00	25.00	25.00
LTE Band26	Ant.1	24.80	22.90	22.90	22.50	24.00	24.00	23.20	24.00	23.20	24.00	24.00	24.00	23.20
LTE Band26	Ant.0	25.00	25.00	25.00	25.00	25.00	25.00	24.80	25.00	24.80	25.00	25.00	25.00	24.80
LTE Band26	Ant.4	24.80	19.40	19.40	18.90	23.20	23.20	22.40	23.20	22.40	23.20	23.20	23.20	22.40
LTE Band26	Ant.5	24.80	22.30	22.30	21.80	23.80	23.80	23.00	23.80	23.00	23.80	23.80	23.80	23.00
LTE Band26	Ant.1	23.40	21.40	21.40	20.40	21.40	21.40	20.40	21.40	20.40	21.40	21.40	21.40	20.40
LTE Band26	Ant.0	25.00	25.00	25.00	25.00	23.10	23.10	22.30	23.10	22.30	23.10	23.10	23.10	22.30
LTE Band38	Ant.4	25.00	21.10	21.10	20.60	24.20	24.20	23.40	24.20	23.40	24.20	24.20	24.20	23.40
LTE Band38	Ant.5	25.00	23.70	23.70	23.20	24.80	24.80	24.10	24.80	24.10	24.80	24.80	24.80	24.10
LTE Band38	Ant.1	24.50	21.00	21.00	20.50	23.50	23.50	23.50	23.50	23.50	23.50	23.50	23.50	23.50
LTE Band38	Ant.0	25.00	25.00	25.00	25.00	23.00	23.00	22.30	23.00	22.30	23.00	23.00	23.00	22.30
LTE Band41(PC3)	Ant.4	24.50	21.20	21.20	20.80	24.20	24.20	23.30	24.20	23.30	24.20	24.20	24.20	23.30
LTE Band41(PC3)	Ant.5	25.00	22.80	22.80	22.30	23.80	23.80	23.10	23.80	23.10	23.80	23.80	23.80	23.10
LTE Band41(PC3)	Ant.1	24.50	21.50	21.50	21.00	24.50	24.50	24.50	24.50	24.50	24.50	24.50	24.50	24.50
LTE Band41(PC3)	Ant.0	24.50	24.50	24.50	24.50	21.00	21.00	20.80	21.00	20.80	21.00	21.00	21.00	20.80
LTE Band41(PC2)	Ant.4	26.00	22.70	22.70	22.30	25.70	25.70	24.80	25.70	24.80	25.70	25.70	25.70	24.80
LTE Band41(PC2)	Ant.5	26.50	24.30	24.30	23.80	25.30	25.30	24.60	25.30	24.60	25.30	25.30	25.30	24.60
LTE Band41(PC2)	Ant.1	26.00	23.00	23.00	22.50	26.00	26.00	26.00	26.00	26.00	26.00	26.00	26.00	26.00
LTE Band41(PC2)	Ant.0	26.00	26.00	26.00	26.00	22.50	22.50	22.30	22.50	22.30	22.50	22.50	22.50	22.30
N5	Ant.1	24.80	24.00	24.00	23.50	24.00	24.00	23.30	24.00	23.30	24.00	24.00	24.00	23.30
N5	Ant.0	25.00	25.00	25.00	25.00	25.00	25.00	25.00	25.00	25.00	25.00	25.00	25.00	25.00
N7	Ant.4	23.70	15.80	15.80	15.30	22.10	22.10	21.70	22.10	21.70	22.10	22.10	22.10	21.70
N7	Ant.5	23.70	19.40	19.40	18.90	23.20	23.20	22.70	23.20	22.70	23.20	23.20	23.20	22.70

N7	Ant.0	23.70	23.70	23.70	23.70	21.20	21.20	20.70	21.20	20.70	21.20	21.20	20.70
N66	Ant.4	24.80	19.60	19.60	19.10	23.10	23.10	22.30	23.10	22.30	23.10	23.10	22.30
N66	Ant.5	24.80	22.30	22.30	21.90	24.30	24.30	23.50	24.30	23.50	24.30	24.30	23.50
N66	Ant.0	25.00	25.00	25.00	25.00	22.20	22.20	21.40	22.20	21.40	22.20	22.20	21.40
N38	Ant.4	24.80	19.10	19.10	18.60	22.40	22.40	21.60	22.40	21.60	22.40	22.40	21.60
N38	Ant.5	24.80	22.70	22.70	22.20	23.30	23.30	22.60	23.30	22.60	23.30	23.30	22.60
N38	Ant.1	24.50	21.60	21.60	21.20	22.50	22.50	21.70	22.50	21.70	22.50	22.50	21.70
N38	Ant.0	25.00	25.00	25.00	25.00	23.30	23.30	22.80	23.30	22.80	23.30	23.30	22.80
N41	Ant.4	26.20	19.50	19.50	19.00	22.80	22.80	22.00	22.80	22.00	22.80	22.80	22.00
N41	Ant.5	26.70	22.60	22.60	22.10	23.20	23.20	22.50	23.20	22.50	23.20	23.20	22.50
N41	Ant.1	26.20	22.30	22.30	21.90	23.20	23.20	22.40	23.20	22.40	23.20	23.20	22.40
N41	Ant.0	26.20	26.20	26.20	26.20	23.50	23.50	23.00	23.50	23.00	23.50	23.50	23.00

EN-DC Configurations	E-UTRA	NR	Antenna Configurations			
	Band	Band	1	2	3	4
7A+n5A	LTE Band7	n5	LTE Ant.4	LTE Ant.5	LTE Ant.4	LTE Ant.5
			nr Ant.1	nr Ant.1	nr Ant.0	nr Ant.0
66A+n5A	LTE Band66	n5	LTE Ant.4	LTE Ant.5	LTE Ant.4	LTE Ant.5
			nr Ant.1	nr Ant.1	nr Ant.0	nr Ant.0
2A+n7A	LTE Band2	n7	LTE Ant.1	LTE Ant.0	LTE Ant.1	LTE Ant.0
			nr Ant.4	nr Ant.4	nr Ant.5	nr Ant.5
4A+n7A	LTE Band4	n7	LTE Ant.1	LTE Ant.5	LTE Ant.1	LTE Ant.5
			nr Ant.4	nr Ant.4	nr Ant.5	nr Ant.5
5A+n7A	LTE Band5	n7	LTE Ant.1	LTE Ant.0	LTE Ant.1	LTE Ant.0
			nr Ant.4	nr Ant.4	nr Ant.5	nr Ant.5
12A+n7A	LTE Band12	n7	LTE Ant.1	LTE Ant.0	LTE Ant.1	LTE Ant.0
			nr Ant.4	nr Ant.4	nr Ant.5	nr Ant.5
66A+n7A	LTE Band66	n7	LTE Ant.1	LTE Ant.5	LTE Ant.1	LTE Ant.5
			nr Ant.4	nr Ant.4	nr Ant.5	nr Ant.5
2A+n66A	LTE Band2	n66	LTE Ant.1	LTE Ant.0	LTE Ant.1	LTE Ant.0
			nr Ant.4	nr Ant.4	nr Ant.5	nr Ant.5
5A+n66A	LTE Band5	n66	LTE Ant.1	LTE Ant.0	LTE Ant.1	LTE Ant.0
			nr Ant.4	nr Ant.4	nr Ant.5	nr Ant.5
7A+n66A	LTE Band7	n66	LTE Ant.1	LTE Ant.5	LTE Ant.1	LTE Ant.5
			nr Ant.4	nr Ant.4	nr Ant.5	nr Ant.5
12A+n66A	LTE Band12	n66	LTE Ant.1	LTE Ant.0	LTE Ant.1	LTE Ant.0
			nr Ant.4	nr Ant.4	nr Ant.5	nr Ant.5
13A+n66A	LTE Band66	n66	LTE Ant.1	LTE Ant.0	LTE Ant.1	LTE Ant.0
			nr Ant.4	nr Ant.4	nr Ant.5	nr Ant.5
4A+n38A	LTE Band4	n38	LTE Ant.1	LTE Ant.0	LTE Ant.1	LTE Ant.0
			nr Ant.4	nr Ant.4	nr Ant.5	nr Ant.5
5A+n38A	LTE Band5	n38	LTE Ant.1	LTE Ant.0	LTE Ant.1	LTE Ant.0
			nr Ant.4	nr Ant.4	nr Ant.5	nr Ant.5
12A+n38A	LTE Band12	n38	LTE Ant.1	LTE Ant.0	LTE Ant.1	LTE Ant.0
			nr Ant.4	nr Ant.4	nr Ant.5	nr Ant.5
66A+n38A	LTE Band66	n38	LTE Ant.1	LTE Ant.0	LTE Ant.1	LTE Ant.0
			nr Ant.4	nr Ant.4	nr Ant.5	nr Ant.5
4A+n41A	LTE Band4	n41	LTE Ant.1	LTE Ant.0	LTE Ant.1	LTE Ant.0
			nr Ant.4	nr Ant.4	nr Ant.5	nr Ant.5
12A+n41A	LTE Band12	n41	LTE Ant.1	LTE Ant.0	LTE Ant.1	LTE Ant.0
			nr Ant.4	nr Ant.4	nr Ant.5	nr Ant.5
26A+n41A	LTE Band26	n41	LTE Ant.1	LTE Ant.0	LTE Ant.1	LTE Ant.0
			nr Ant.4	nr Ant.4	nr Ant.5	nr Ant.5
66A+n41A	LTE Band66	n41	LTE Ant.1	LTE Ant.0	LTE Ant.1	LTE Ant.0
			nr Ant.4	nr Ant.4	nr Ant.5	nr Ant.5

Mode	Band	Antenna	WWAN Antenna												
			Full Power	Receiver on						Receiver off					
				Head			Body-worn			Hotspot			Specific		
				Standalone	Simultaneous transmission		Standalone	Simultaneous transmission		Standalone	Simultaneous transmission		Standalone	Simultaneous transmission	
					+2.4G/WLAN/S/WLAN/BT	+2.4G/WLAN+BT/ +5G/WLAN+BT		+2.4G/WLAN/S/WLAN/BT	+2.4G/WLAN+BT/ +5G/WLAN+BT		+2.4G/WLAN/S/WLAN/BT	+2.4G/WLAN+BT/ +5G/WLAN+BT		+2.4G/WLAN/S/WLAN/BT	+2.4G/WLAN+BT/ +5G/WLAN+BT
Off	State2	State4	State6	State1	State3	State5	State3	State5	State1	State3	State5				
DC_7A+n5A	n5	Ant.1	24.80	22.00	22.00	21.50	21.00	21.00	20.30	21.00	20.30	21.00	21.00	20.30	
	n5	Ant.0	25.00	25.00	25.00	25.00	23.00	23.00	22.00	23.00	22.00	23.00	23.00	22.00	
	LTE Band7	Ant.4	23.20	16.70	16.70	16.30	19.10	19.10	18.30	19.10	18.30	19.10	19.10	18.30	
	LTE Band7	Ant.5	24.00	20.10	20.10	19.50	20.50	20.50	20.10	20.50	20.10	20.50	20.50	20.10	
DC_66A+n5A	n5	Ant.1	24.80	22.00	22.00	21.50	21.00	21.00	20.30	21.00	20.30	21.00	21.00	20.30	
	n5	Ant.0	25.00	25.00	25.00	25.00	23.00	23.00	22.00	23.00	22.00	23.00	23.00	22.00	
	LTE Band66	Ant.4	23.40	16.00	16.00	15.50	18.80	18.80	17.00	18.80	17.00	18.80	18.80	17.00	
	LTE Band66	Ant.5	24.00	19.50	19.50	19.00	20.00	20.00	19.20	20.00	19.20	20.00	20.00	19.20	
DC_2A+n7A	n7	Ant.4	23.70	16.00	16.00	15.50	18.80	18.80	17.00	18.80	17.00	18.80	18.80	17.00	
	n7	Ant.5	23.70	19.50	19.50	19.00	20.00	20.00	19.20	20.00	19.20	20.00	20.00	19.20	
	LTE Band2	Ant.1	23.00	21.00	21.00	20.00	21.00	21.00	20.00	21.00	20.00	21.00	21.00	20.00	
	LTE Band2	Ant.0	24.00	24.00	24.00	24.00	19.40	19.40	18.60	19.40	18.60	19.40	19.40	18.60	
DC_4A+n7A	n7	Ant.4	23.70	16.00	16.00	15.50	18.80	18.80	17.00	18.80	17.00	18.80	18.80	17.00	
	n7	Ant.5	23.70	19.50	19.50	19.00	20.00	20.00	19.20	20.00	19.20	20.00	20.00	19.20	
	LTE Band4	Ant.1	22.80	20.80	20.80	19.80	20.80	20.80	19.80	20.80	19.80	20.80	20.80	19.80	
	LTE Band4	Ant.5	24.00	19.50	19.50	19.00	20.00	20.00	19.20	20.00	19.20	20.00	20.00	19.20	
DC_5A+n7A	n7	Ant.4	23.70	13.80	13.80	13.70	19.10	19.10	18.70	19.10	18.70	19.10	19.10	18.70	
	n7	Ant.5	23.70	17.40	17.40	16.90	20.20	20.20	19.70	20.20	19.70	20.20	20.20	19.70	
	LTE Band5	Ant.1	23.60	20.70	20.70	20.30	19.80	19.80	19.00	19.80	19.00	19.80	19.80	19.00	
	LTE Band5	Ant.0	23.80	23.80	23.80	23.80	22.30	22.30	21.80	22.30	21.80	22.30	22.30	21.80	
DC_12A+n7A	n7	Ant.4	23.70	13.80	13.80	13.70	19.10	19.10	18.70	19.10	18.70	19.10	19.10	18.70	
	n7	Ant.5	23.70	17.40	17.40	16.90	20.20	20.20	19.70	20.20	19.70	20.20	20.20	19.70	
	LTE Band12	Ant.1	23.60	23.60	23.60	22.60	22.60	20.40	22.60	20.40	22.60	22.60	20.40		

	LTE Band12	Ant.0	23.80	23.80	23.80	23.80	23.30	23.30	23.80	23.30	23.80	23.30	23.30	23.80
DC_66A+n7A	n7	Ant.4	23.70	16.00	16.00	15.50	18.80	18.80	17.00	18.80	17.00	18.80	18.80	17.00
	n7	Ant.5	23.70	19.50	19.50	19.00	20.00	20.00	19.20	20.00	19.20	20.00	20.00	19.20
	LTE Band66	Ant.1	22.80	20.80	20.80	19.80	20.80	20.80	19.80	20.80	19.80	20.80	20.80	19.80
	LTE Band66	Ant.5	24.00	19.50	19.50	19.00	20.00	20.00	19.20	20.00	19.20	20.00	20.00	19.20
DC_2A+n66A	n66	Ant.4	23.60	16.40	16.40	15.90	18.90	18.90	18.10	18.90	18.10	18.90	18.90	18.10
	n66	Ant.5	24.20	18.70	18.70	17.80	20.70	20.70	19.90	20.70	19.90	20.70	20.70	19.90
	LTE Band2	Ant.1	23.00	21.00	21.00	20.00	21.00	21.00	20.00	21.00	20.00	21.00	21.00	20.00
	LTE Band2	Ant.0	24.00	24.00	24.00	24.00	19.40	19.40	18.60	19.40	18.60	19.40	19.40	18.60
DC_5A+n66A	n66	Ant.4	23.60	16.40	16.40	15.90	18.90	18.90	18.10	18.90	18.10	18.90	18.90	18.10
	n66	Ant.5	24.20	18.70	18.70	17.80	20.70	20.70	19.90	20.70	19.90	20.70	20.70	19.90
	LTE Band5	Ant.1	23.60	20.70	20.70	20.30	19.80	19.80	19.00	19.80	19.00	19.80	19.80	19.00
	LTE Band5	Ant.0	23.80	23.80	23.80	23.80	22.30	22.30	21.80	22.30	21.80	22.30	22.30	21.80
DC_7A+n66A	n66	Ant.4	23.60	16.40	16.40	15.90	18.90	18.90	18.10	18.90	18.10	18.90	18.90	18.10
	n66	Ant.5	24.20	18.70	18.70	17.80	20.70	20.70	19.90	20.70	19.90	20.70	20.70	19.90
	LTE Band7	Ant.1	23.10	19.10	19.10	18.10	21.10	21.10	20.30	21.10	20.30	21.10	21.10	20.30
	LTE Band7	Ant.5	24.20	20.30	20.30	19.70	20.70	20.70	20.30	20.70	20.30	20.70	20.70	20.30
DC_12A+n66A	n66	Ant.4	23.60	16.40	16.40	15.90	18.90	18.90	18.10	18.90	18.10	18.90	18.90	18.10
	n66	Ant.5	24.20	18.70	18.70	17.80	20.70	20.70	19.90	20.70	19.90	20.70	20.70	19.90
	LTE Band12	Ant.1	23.60	23.60	23.60	22.60	22.60	22.60	20.40	22.60	20.40	22.60	22.60	20.40
	LTE Band12	Ant.0	23.80	23.80	23.80	23.80	23.30	23.30	23.80	23.30	23.80	23.30	23.30	23.80
DC_13A+n66A	n66	Ant.4	23.60	16.40	16.40	15.90	18.90	18.90	18.10	18.90	18.10	18.90	18.90	18.10
	n66	Ant.5	24.20	18.70	18.70	17.80	20.70	20.70	19.90	20.70	19.90	20.70	20.70	19.90
	LTE Band13	Ant.1	23.80	23.80	23.80	22.80	22.80	22.80	20.60	22.80	20.60	22.80	22.80	20.60
	LTE Band13	Ant.0	24.00	24.00	24.00	24.00	23.50	23.50	24.00	23.50	24.00	23.50	23.50	24.00
DC_4A+n38A	n38	Ant.4	23.60	15.90	15.90	15.40	18.20	18.20	17.40	18.20	17.40	18.20	18.20	17.40
	n38	Ant.5	24.20	20.10	20.10	19.60	19.70	19.70	20.00	19.70	20.00	19.70	19.70	20.00
	LTE Band4	Ant.1	23.30	21.30	21.30	20.30	21.30	21.30	20.30	21.30	20.30	21.30	21.30	20.30

	LTE Band4	Ant.0	24.00	24.00	24.00	24.00	19.10	19.10	18.30	19.10	18.30	19.10	19.10	18.30
DC_5A+n38A	n38	Ant.4	23.60	15.90	15.90	15.40	18.20	18.20	17.40	18.20	17.40	18.20	18.20	17.40
	n38	Ant.5	24.20	20.10	20.10	19.60	19.70	19.70	20.00	19.70	20.00	19.70	19.70	20.00
	LTE Band5	Ant.1	23.60	20.70	20.70	20.30	19.80	19.80	19.00	19.80	19.00	19.80	19.80	19.00
	LTE Band5	Ant.0	23.80	23.80	23.80	23.80	22.30	22.30	21.80	22.30	21.80	22.30	22.30	21.80
DC_12A+n38A	n38	Ant.4	23.60	15.90	15.90	15.40	18.20	18.20	17.40	18.20	17.40	18.20	18.20	17.40
	n38	Ant.5	24.20	20.10	20.10	19.60	19.70	19.70	20.00	19.70	20.00	19.70	19.70	20.00
	LTE Band12	Ant.1	23.60	23.60	23.60	22.60	22.60	22.60	20.40	22.60	20.40	22.60	22.60	20.40
	LTE Band12	Ant.0	23.80	23.80	23.80	23.80	23.30	23.30	23.80	23.30	23.80	23.30	23.30	23.80
DC_66A+n38A	n38	Ant.4	23.60	15.90	15.90	15.40	18.20	18.20	17.40	18.20	17.40	18.20	18.20	17.40
	n38	Ant.5	24.20	20.10	20.10	19.60	19.70	19.70	20.00	19.70	20.00	19.70	19.70	20.00
	LTE Band66	Ant.1	23.40	21.40	21.40	20.40	21.40	21.40	20.40	21.40	20.40	21.40	21.40	20.40
	LTE Band66	Ant.0	24.00	24.00	24.00	24.00	19.10	19.10	18.30	19.10	18.30	19.10	19.10	18.30
DC_4A+n41A	n41	Ant.4	23.60	14.90	14.90	14.40	17.20	17.20	16.40	17.20	16.40	17.20	17.20	16.40
	n41	Ant.5	24.20	19.10	19.10	18.60	18.70	18.70	18.00	18.70	18.00	18.70	18.70	18.00
	LTE Band4	Ant.1	23.30	21.30	21.30	20.30	21.30	21.30	20.30	21.30	20.30	21.30	21.30	20.30
	LTE Band4	Ant.0	24.00	24.00	24.00	24.00	19.10	19.10	18.30	19.10	18.30	19.10	19.10	18.30
DC_12A+n41A	n41	Ant.4	23.60	14.90	14.90	14.40	17.20	17.20	16.40	17.20	16.40	17.20	17.20	16.40
	n41	Ant.5	24.20	19.10	19.10	18.60	18.70	18.70	18.00	18.70	18.00	18.70	18.70	18.00
	LTE Band12	Ant.1	23.60	23.60	23.60	22.60	22.60	22.60	20.40	22.60	20.40	22.60	22.60	20.40
	LTE Band12	Ant.0	23.80	23.80	23.80	23.80	23.30	23.30	23.80	23.30	23.80	23.30	23.30	23.80
DC_26A+n41A	n41	Ant.4	23.60	14.90	14.90	14.40	17.20	17.20	16.40	17.20	16.40	17.20	17.20	16.40
	n41	Ant.5	24.20	19.10	19.10	18.60	18.70	18.70	18.00	18.70	18.00	18.70	18.70	18.00
	LTE Band26	Ant.1	23.60	20.70	20.70	20.30	19.80	19.80	19.00	19.80	19.00	19.80	19.80	19.00
	LTE Band26	Ant.0	23.80	23.80	23.80	23.80	22.30	22.30	21.80	22.30	21.80	22.30	22.30	21.80
DC_66A+n41A	n41	Ant.4	23.60	14.90	14.90	14.40	17.20	17.20	16.40	17.20	16.40	17.20	17.20	16.40
	n41	Ant.5	24.20	19.10	19.10	18.60	18.70	18.70	18.00	18.70	18.00	18.70	18.70	18.00
	LTE Band66	Ant.1	23.40	21.40	21.40	20.40	21.40	21.40	20.40	21.40	20.40	21.40	21.40	20.40

LTE	Ant.0	24.00	24.00	24.00	24.00	19.10	19.10	18.30	19.10	18.30	19.10	19.10	18.30
Band66													

LTE-UL CA Configurations	UL CA	UL CA	Antenna Configurations			
	Band1	Band2	1	2	3	4
CA_7C	LTE Band7	LTE Band7	LTE Ant.4	LTE Ant.5	LTE Ant.0	/
CA_38C	LTE Band38	LTE Band38	LTE Ant.4	LTE Ant.5	LTE Ant.0	/
CA_41C(PC2)	LTE Band41	LTE Band41	LTE Ant.4	LTE Ant.5	LTE Ant.0	LTE Ant.1
CA_41C(PC3)	LTE Band41	LTE Band41	LTE Ant.4	LTE Ant.5	LTE Ant.0	LTE Ant.1
CA_2A_4A	LTE Band2	LTE Band4	LTE Ant.0	LTE Ant.4	LTE Ant.0	LTE Ant.4
			LTE Ant.1	LTE Ant.1	LTE Ant.5	LTE Ant.5
CA_2A_7A	LTE Band2	LTE Band7	LTE Ant.0	LTE Ant.1	LTE Ant.0	LTE Ant.1
			LTE Ant.4	LTE Ant.4	LTE Ant.5	LTE Ant.5
CA_2A_66A	LTE Band2	LTE Band66	LTE Ant.0	LTE Ant.4	LTE Ant.0	LTE Ant.4
			LTE Ant.1	LTE Ant.1	LTE Ant.5	LTE Ant.5
CA_4A_5A	LTE Band4	LTE Band5	LTE Ant.4	LTE Ant.5	LTE Ant.4	LTE Ant.5
			LTE Ant.0	LTE Ant.0	LTE Ant.1	LTE Ant.1
CA_4A_7A	LTE Band4	LTE Band7	LTE Ant.1	LTE Ant.5	LTE Ant.1	LTE Ant.5
			LTE Ant.0	LTE Ant.0	LTE Ant.4	LTE Ant.4
CA_4A_12A	LTE Band4	LTE Band12	LTE Ant.4	LTE Ant.5	LTE Ant.4	LTE Ant.5
			LTE Ant.0	LTE Ant.0	LTE Ant.1	LTE Ant.1
CA_5A_7A	LTE Band5	LTE Band7	LTE Ant.0	LTE Ant.1	LTE Ant.0	LTE Ant.1
			LTE Ant.4	LTE Ant.4	LTE Ant.5	LTE Ant.5
CA_5A_66A	LTE Band5	LTE Band66	LTE Ant.0	LTE Ant.1	LTE Ant.0	LTE Ant.1
			LTE Ant.4	LTE Ant.4	LTE Ant.5	LTE Ant.5
CA_7A_12A	LTE Band7	LTE Band12	LTE Ant.4	LTE Ant.5	LTE Ant.4	LTE Ant.5
			LTE Ant.0	LTE Ant.0	LTE Ant.1	LTE Ant.1
CA_7A_66A	LTE Band7	LTE Band66	LTE Ant.1	LTE Ant.5	LTE Ant.1	LTE Ant.5
			LTE Ant.0	LTE Ant.0	LTE Ant.4	LTE Ant.4
CA_12A_66A	LTE Band12	LTE Band66	LTE Ant.0	LTE Ant.1	LTE Ant.0	LTE Ant.1
			LTE Ant.4	LTE Ant.4	LTE Ant.5	LTE Ant.5

Mode	Band	Antenna	WWAN Antenna												
			Full Power	Receiver on						Receiver off					
				Head			Body-worn			Hotspot			Specific		
				Standalone	Simultaneous transmission		Standalone	Simultaneous transmission		Standalone	Simultaneous transmission		Standalone	Simultaneous transmission	
					+2.4G/WLAN/5G/WLAN/BT	+2.4G/WLAN+BT/ +5G/WLAN+BT		+2.4G/WLAN/5G/WLAN/BT	+2.4G/WLAN+BT/ +5G/WLAN+BT		+2.4G/WLAN/5G/WLAN/BT	+2.4G/WLAN+BT/ +5G/WLAN+BT		+2.4G/WLAN/5G/WLAN/BT	+2.4G/WLAN+BT/ +5G/WLAN+BT
Off	State2	State4	State6	State1	State3	State5	State3	State5	State1	State3	State5				
CA_7C	LTE Band7	Ant.4	23.50	19.00	19.00	18.60	22.40	22.40	21.60	22.40	21.60	22.40	22.40	21.60	
	LTE Band7	Ant.5	24.00	22.10	22.10	21.50	23.50	23.50	23.10	23.50	23.10	23.50	23.50	23.10	
	LTE Band7	Ant.0	24.00	24.00	24.00	24.00	21.00	21.00	20.20	21.00	20.20	21.00	21.00	20.20	
CA_38C	LTE Band38	Ant.4	25.00	21.10	21.10	20.60	24.20	24.20	23.40	24.20	23.40	24.20	24.20	23.40	
	LTE Band38	Ant.5	25.00	23.70	23.70	23.20	24.80	24.80	24.10	24.80	24.10	24.80	24.80	24.10	
	LTE Band38	Ant.1	24.50	21.00	21.00	20.50	23.50	23.50	23.50	23.50	23.50	23.50	23.50	23.50	
	LTE Band38	Ant.0	25.00	25.00	25.00	25.00	23.00	23.00	22.30	23.00	22.30	23.00	23.00	22.30	
CA_41C	LTE Band41	Ant.4	24.50	21.20	21.20	20.80	24.20	24.20	23.30	24.20	23.30	24.20	24.20	23.30	
	LTE Band41	Ant.5	25.00	22.80	22.80	22.30	23.80	23.80	23.10	23.80	23.10	23.80	23.80	23.10	
	LTE Band41	Ant.1	24.50	21.50	21.50	21.00	24.50	24.50	24.50	24.50	24.50	24.50	24.50	24.50	
	LTE Band41	Ant.0	24.50	24.50	24.50	24.50	21.00	21.00	20.80	21.00	20.80	21.00	21.00	20.80	
CA_2A_4A	LTE Band2	Ant.0	23.10	23.10	23.10	23.10	19.00	19.00	17.30	19.00	17.30	19.00	19.00	17.30	
	LTE Band2	Ant.4	23.10	16.90	16.90	15.10	21.10	21.10	18.60	21.10	18.60	21.10	21.10	18.60	
	LTE Band4	Ant.1	23.50	21.50	21.50	21.50	21.50	21.50	21.50	21.50	21.50	21.50	21.50	21.50	
	LTE Band4	Ant.5	23.50	17.60	17.60	17.20	18.60	18.60	18.60	18.60	18.60	18.60	18.60	18.60	
CA_2A_7A	LTE Band2	Ant.0	23.10	23.10	23.10	23.10	19.00	19.00	17.30	19.00	17.30	19.00	19.00	17.30	
	LTE Band2	Ant.1	23.10	21.10	21.10	21.10	21.10	21.10	21.10	21.10	21.10	21.10	21.10	21.10	
	LTE Band7	Ant.4	23.30	15.80	15.80	15.40	19.50	19.50	19.50	19.50	19.50	19.50	19.50	19.50	
	LTE Band7	Ant.5	23.30	18.30	18.30	17.90	19.10	19.10	19.10	19.10	19.10	19.10	19.10	19.10	
CA_2A_66A	LTE Band2	Ant.0	23.10	23.10	23.10	23.10	19.00	19.00	17.30	19.00	17.30	19.00	19.00	17.30	
	LTE Band2	Ant.4	23.10	16.90	16.90	15.10	21.10	21.10	18.60	21.10	18.60	21.10	21.10	18.60	
	LTE Band66	Ant.1	23.40	20.40	20.40	20.40	20.40	20.40	20.40	20.40	20.40	20.40	20.40	20.40	
	LTE Band66	Ant.5	23.40	17.80	17.80	17.30	18.90	18.90	18.90	18.90	18.90	18.90	18.90	18.90	
CA_4A_5A	LTE Band4	Ant.4	23.50	16.20	16.20	15.80	19.00	19.00	19.00	19.00	19.00	19.00	19.00	19.00	
	LTE Band4	Ant.5	23.50	17.60	17.60	17.20	18.60	18.60	18.60	18.60	18.60	18.60	18.60	18.60	
	LTE Band5	Ant.0	23.80	23.80	23.80	23.80	23.80	23.80	23.80	23.80	23.80	23.80	23.80	23.80	
	LTE Band5	Ant.1	23.80	19.90	19.90	19.50	20.30	20.30	20.30	20.30	20.30	20.30	20.30	20.30	
CA_4A_7A	LTE Band4	Ant.1	23.50	21.50	21.50	21.50	21.50	21.50	21.50	21.50	21.50	21.50	21.50	21.50	
	LTE Band4	Ant.5	23.50	17.60	17.60	17.20	18.60	18.60	18.60	18.60	18.60	18.60	18.60	18.60	
	LTE Band7	Ant.0	22.50	22.50	22.50	22.50	17.30	17.30	17.30	17.30	17.30	17.30	17.30	17.30	
	LTE Band7	Ant.4	22.50	15.00	15.00	14.60	18.70	18.70	18.70	18.70	18.70	18.70	18.70	18.70	
CA_4A_12A	LTE Band4	Ant.4	23.50	16.20	16.20	15.80	19.00	19.00	19.00	19.00	19.00	19.00	19.00	19.00	
	LTE Band4	Ant.5	23.50	17.60	17.60	17.20	18.60	18.60	18.60	18.60	18.60	18.60	18.60	18.60	
	LTE Band12	Ant.0	23.50	23.50	23.50	23.50	23.50	23.50	23.50	23.50	23.50	23.50	23.50	23.50	
	LTE Band12	Ant.1	23.50	22.50	22.50	21.50	22.50	22.50	22.50	22.50	22.50	22.50	22.50	22.50	

CA_5A_7A	LTE Band5	Ant.0	23.80	23.80	23.80	23.80	23.80	23.80	23.80	23.80	23.80	23.80	23.80	23.80
	LTE Band5	Ant.1	23.80	19.90	19.90	19.50	20.30	20.30	20.30	20.30	20.30	20.30	20.30	20.30
	LTE Band7	Ant.4	23.30	15.80	15.80	15.40	19.50	19.50	19.50	19.50	19.50	19.50	19.50	19.50
	LTE Band7	Ant.5	23.30	18.30	18.30	17.90	19.10	19.10	19.10	19.10	19.10	19.10	19.10	19.10
CA_5A_66A	LTE Band5	Ant.0	23.80	23.80	23.80	23.80	23.80	23.80	23.80	23.80	23.80	23.80	23.80	23.80
	LTE Band5	Ant.1	23.80	19.90	19.90	19.50	20.30	20.30	20.30	20.30	20.30	20.30	20.30	20.30
	LTE Band66	Ant.4	23.40	15.90	15.90	15.50	19.10	19.10	19.10	19.10	19.10	19.10	19.10	19.10
	LTE Band66	Ant.5	23.40	17.80	17.80	17.30	18.90	18.90	18.90	18.90	18.90	18.90	18.90	18.90
CA_7A+12A	LTE Band7	Ant.4	23.30	15.80	15.80	15.40	19.50	19.50	19.50	19.50	19.50	19.50	19.50	19.50
	LTE Band7	Ant.5	23.30	18.30	18.30	17.90	19.10	19.10	19.10	19.10	19.10	19.10	19.10	19.10
	LTE Band12	Ant.0	23.50	23.50	23.50	23.50	23.50	23.50	23.50	23.50	23.50	23.50	23.50	23.50
	LTE Band12	Ant.1	23.50	22.50	22.50	21.50	22.50	22.50	22.50	22.50	22.50	22.50	22.50	22.50
CA_7A+66A	LTE Band7	Ant.1	23.30	18.30	18.30	18.30	21.30	21.30	21.30	21.30	21.30	21.30	21.30	21.30
	LTE Band7	Ant.5	23.30	18.30	18.30	17.90	19.10	19.10	19.10	19.10	19.10	19.10	19.10	19.10
	LTE Band66	Ant.0	23.40	23.40	23.40	23.40	18.50	18.50	18.50	18.50	18.50	18.50	18.50	18.50
	LTE Band66	Ant.4	23.40	15.90	15.90	15.50	19.10	19.10	19.10	19.10	19.10	19.10	19.10	19.10
CA_12A+66A	LTE Band12	Ant.0	23.50	23.50	23.50	23.50	23.50	23.50	23.50	23.50	23.50	23.50	23.50	23.50
	LTE Band12	Ant.1	23.50	22.50	22.50	21.50	22.50	22.50	22.50	22.50	22.50	22.50	22.50	22.50
	LTE Band66	Ant.4	23.40	15.90	15.90	15.50	19.10	19.10	19.10	19.10	19.10	19.10	19.10	19.10
	LTE Band66	Ant.5	23.40	17.80	17.80	17.30	18.90	18.90	18.90	18.90	18.90	18.90	18.90	18.90

WLAN Reduced power level table

Reduced level	Receiver state	Transmitting	Antenna	Position
		conditions		
Level 1	On (head scenario)	2.4G/5G WIFI	Ant.8/Ant.9/Ant.12/Ant.13/MIMO	Head
Level 2	On (head scenario)	2.4G/5G WIFI+BT	Ant.8/Ant.9/Ant.12/MIMO	Head
Level 3	On (head scenario)	2.4G/5G WIFI+WWAN	Ant.8/Ant.9/Ant.12/Ant.13/MIMO	Head
Level 4	On (head scenario)	2.4G/5G WIFI+BT+WWAN	Ant.8/Ant.9/Ant.12/MIMO	Head
Level 5	Off (Body scenario)	2.4G/5G WIFI	Ant.8/Ant.9/Ant.12/Ant.13/MIMO	Front Side;Back Side; Left Edge;Right Edge;Top Edge;Bottom Edge
Level 6	Off (Body scenario)	2.4G/5G WIFI+BT	Ant.8/Ant.9/Ant.12/MIMO	Front Side;Back Side; Left Edge;Right Edge;Top Edge;Bottom Edge
Level 7	Off (Body scenario)	2.4G/5G WIFI+WWAN	Ant.8/Ant.9/Ant.12/Ant.13/MIMO	Front Side;Back Side; Left Edge;Right Edge;Top Edge;Bottom Edge
Level 8	Off (Body scenario)	2.4G/5G WIFI+BT+WWAN	Ant.8/Ant.9/Ant.12/MIMO	Front Side;Back Side; Left Edge;Right Edge;Top Edge;Bottom Edge

Mode	WLAN Antenna																
	Full Power	Receiver on								Receiver off							
		Head				Body-worn				Hotspot				Specific			
		Standalone	Simultaneous transmission			Standalone	Simultaneous transmission			Simultaneous transmission				Standalone	Simultaneous transmission		
		2.4G/5G WIFI	2.4G/5G WIFI+BT	2.4G/5G WIFI+WWAN	2.4G/5G WIFI+BT+WWAN	2.4G/5G WIFI	2.4G/5G WIFI+BT	2.4G/5G WIFI+WWAN	2.4G/5G WIFI+BT+WWAN	2.4G/5G WIFI+BT	2.4G WIFI+5G WIFI	2.4G/5G WIFI+BT+WWAN	2.4G/5G WIFI	2.4G/5G WIFI	2.4G/5G WIFI	2.4G/5G WIFI	2.4G/5G WIFI
Off	Level1	Level2	Level3	Level4	Level5	Level6	Level7	Level8	Level6	Level7	Level8	Level5	Level6	Level7	Level8		
2.4G WLAN 802.11b	18.00	18.00	18.00	14.50	14.50	18.00	18.00	18.00	18.00	18.00	18.00	18.00	18.00	18.00	18.00	18.00	
2.4G WLAN 802.11g	18.00	18.00	18.00	14.50	14.50	18.00	18.00	18.00	18.00	18.00	18.00	18.00	18.00	18.00	18.00	18.00	
2.4G WLAN 802.11n20	18.00	18.00	18.00	14.50	14.50	18.00	18.00	18.00	18.00	18.00	18.00	18.00	18.00	18.00	18.00	18.00	
2.4G WLAN 802.11n40	17.00	17.00	17.00	14.50	14.50	17.00	17.00	17.00	17.00	17.00	17.00	17.00	17.00	17.00	17.00	17.00	
2.4G WLAN 802.11ac20	18.00	18.00	18.00	14.50	14.50	18.00	18.00	18.00	18.00	18.00	18.00	18.00	18.00	18.00	18.00	18.00	
2.4G WLAN 802.11ac40	17.00	17.00	17.00	14.50	14.50	17.00	17.00	17.00	17.00	17.00	17.00	17.00	17.00	17.00	17.00	17.00	
2.4G WLAN 802.11ax20	18.00	18.00	18.00	14.50	14.50	18.00	18.00	18.00	18.00	18.00	18.00	18.00	18.00	18.00	18.00	18.00	
2.4G WLAN 802.11ax40	17.00	17.00	17.00	13.50	13.50	17.00	17.00	17.00	17.00	17.00	17.00	17.00	17.00	17.00	17.00	17.00	
5.2G WLAN 802.11a	18.00	16.00	16.00	13.50	13.50	18.00	18.00	18.00	18.00	18.00	18.00	18.00	18.00	18.00	18.00	18.00	
5.2G WLAN 802.11n20	18.50	16.50	16.50	14.00	14.00	18.50	18.50	18.50	18.50	18.50	18.50	18.50	18.50	18.50	18.50	18.50	
5.2G WLAN 802.11n40	18.00	16.00	16.00	13.50	13.50	18.00	18.00	18.00	18.00	18.00	18.00	18.00	18.00	18.00	18.00	18.00	
5.2G WLAN 802.11ac20	18.50	16.50	16.50	14.00	14.00	18.50	18.50	18.50	18.50	18.50	18.50	18.50	18.50	18.50	18.50	18.50	
5.2G WLAN 802.11ac40	18.00	16.00	16.00	13.50	13.50	18.00	18.00	18.00	18.00	18.00	18.00	18.00	18.00	18.00	18.00	18.00	
5.2G WLAN 802.11ax80	13.00	13.00	13.00	13.00	13.00	13.00	13.00	13.00	13.00	13.00	13.00	13.00	13.00	13.00	13.00	13.00	
5.2G WLAN 802.11ax160	12.00	12.00	12.00	12.00	12.00	12.00	12.00	12.00	12.00	12.00	12.00	12.00	12.00	12.00	12.00	12.00	
5.2G WLAN 802.11ax20	18.50	16.50	16.50	14.00	14.00	18.50	18.50	18.50	18.50	18.50	18.50	18.50	18.50	18.50	18.50	18.50	
5.2G WLAN 802.11ax40	18.00	16.00	16.00	13.50	13.50	18.00	18.00	18.00	18.00	18.00	18.00	18.00	18.00	18.00	18.00	18.00	
5.2G WLAN 802.11ax80	14.00	14.00	14.00	13.00	13.00	14.00	14.00	14.00	14.00	14.00	14.00	14.00	14.00	14.00	14.00	14.00	
5.2G WLAN 802.11ax160	12.00	12.00	12.00	12.00	12.00	12.00	12.00	12.00	12.00	12.00	12.00	12.00	12.00	12.00	12.00	12.00	
5.3G WLAN 802.11a	18.50	16.50	16.50	14.00	14.00	18.50	18.50	18.50	18.50	/	/	/	18.50	18.50	18.50	18.50	
5.3G WLAN 802.11n20	18.50	16.50	16.50	14.00	14.00	18.50	18.50	18.50	18.50	/	/	/	18.50	18.50	18.50	18.50	
5.3G WLAN 802.11n40	18.00	16.00	16.00	13.50	13.50	18.00	18.00	18.00	18.00	/	/	/	18.00	18.00	18.00	18.00	
5.3G WLAN 802.11ac20	18.50	16.50	16.50	14.00	14.00	18.50	18.50	18.50	18.50	/	/	/	18.50	18.50	18.50	18.50	
5.3G WLAN 802.11ac40	18.00	16.00	16.00	13.50	13.50	18.00	18.00	18.00	18.00	/	/	/	18.00	18.00	18.00	18.00	
5.3G WLAN 802.11ac80	13.00	13.00	13.00	13.00	13.00	13.00	13.00	13.00	13.00	/	/	/	13.00	13.00	13.00	13.00	
5.3G WLAN 802.11ax20	18.50	16.50	16.50	14.00	14.00	18.50	18.50	18.50	18.50	/	/	/	18.50	18.50	18.50	18.50	
5.3G WLAN 802.11ax40	18.00	16.00	16.00	13.50	13.50	18.00	18.00	18.00	18.00	/	/	/	18.00	18.00	18.00	18.00	
5.3G WLAN 802.11ax80	13.00	13.00	13.00	13.00	13.00	13.00	13.00	13.00	13.00	/	/	/	13.00	13.00	13.00	13.00	
5.6G WLAN 802.11a	18.50	16.50	16.50	13.50	13.50	18.50	18.50	18.50	18.50	/	/	/	18.50	18.50	18.50	18.50	
5.6G WLAN 802.11n20	18.50	16.50	16.50	13.50	13.50	18.50	18.50	18.50	18.50	/	/	/	18.50	18.50	18.50	18.50	
5.6G WLAN 802.11n40	18.50	16.50	16.50	13.50	13.50	18.50	18.50	18.50	18.50	/	/	/	18.50	18.50	18.50	18.50	
5.6G WLAN 802.11ac20	18.50	16.50	16.50	13.50	13.50	18.50	18.50	18.50	18.50	/	/	/	18.50	18.50	18.50	18.50	
5.6G WLAN 802.11ac40	18.00	16.00	16.00	13.00	13.00	18.00	18.00	18.00	18.00	/	/	/	18.00	18.00	18.00	18.00	
5.6G WLAN 802.11ax80	17.50	15.50	15.50	12.50	12.50	17.50	17.50	17.50	17.50	/	/	/	17.50	17.50	17.50	17.50	

5.6G WLAN 802.11ac160	11.00	11.00	11.00	11.00	11.00	11.00	11.00	11.00	11.00	/	/	/	11.00	11.00	11.00	11.00
5.8G WLAN 802.11ax20	18.50	16.50	16.50	13.50	13.50	18.50	18.50	18.50	18.50	/	/	/	18.50	18.50	18.50	18.50
5.8G WLAN 802.11ax40	18.00	16.00	16.00	13.00	13.00	18.00	18.00	18.00	18.00	/	/	/	18.00	18.00	18.00	18.00
5.8G WLAN 802.11ax80	17.50	15.50	15.50	12.50	12.50	17.50	17.50	17.50	17.50	/	/	/	17.50	17.50	17.50	17.50
5.8G WLAN 802.11ax160	11.00	11.00	11.00	11.00	11.00	11.00	11.00	11.00	11.00	/	/	/	11.00	11.00	11.00	11.00
5.8G WLAN 802.11a	18.50	16.50	16.50	14.50	14.50	18.50	18.50	18.50	18.50	18.50	18.50	18.50	18.50	18.50	18.50	18.50
5.8G WLAN 802.11n20	18.50	16.50	16.50	14.50	14.50	18.50	18.50	18.50	18.50	18.50	18.50	18.50	18.50	18.50	18.50	18.50
5.8G WLAN 802.11n40	18.50	16.50	16.50	14.50	14.50	18.50	18.50	18.50	18.50	18.50	18.50	18.50	18.50	18.50	18.50	18.50
5.8G WLAN 802.11ac20	18.50	16.50	16.50	14.50	14.50	18.50	18.50	18.50	18.50	18.50	18.50	18.50	18.50	18.50	18.50	18.50
5.8G WLAN 802.11ac40	18.00	16.00	16.00	14.00	14.00	18.00	18.00	18.00	18.00	18.00	18.00	18.00	18.00	18.00	18.00	18.00
5.8G LAN 802.11ac80	17.50	15.50	15.50	13.50	13.50	17.50	17.50	17.50	17.50	17.50	17.50	17.50	17.50	17.50	17.50	17.50
5.8G WLAN 802.11ax20	18.50	16.50	16.50	14.50	14.50	18.50	18.50	18.50	18.50	18.50	18.50	18.50	18.50	18.50	18.50	18.50
5.8G WLAN 802.11ax40	18.00	16.00	16.00	14.00	14.00	18.00	18.00	18.00	18.00	18.00	18.00	18.00	18.00	18.00	18.00	18.00
5.8G LAN 802.11ax80	17.50	15.50	15.50	13.50	13.50	17.50	17.50	17.50	17.50	17.50	17.50	17.50	17.50	17.50	17.50	17.50
Bluetooth	15.00	15.00	15.00	15.00	15.00	15.00	15.00	15.00	15.00	15.00	15.00	15.00	15.00	15.00	15.00	15.00

Mode	WLAN Antenna																
	Full Power	Receiver on								Receiver off							
		Head				Body-worn				Hotspot				Specific			
		Standalone	Simultaneous transmission			Standalone	Simultaneous transmission			Simultaneous transmission			Standalone	Simultaneous transmission			
		2.4G/5G WIFI	2.4G/5G WIFI+BT	2.4G/5G WIFI+WWAN	2.4G/5G WIFI+BT+WWAN	2.4G/5G WIFI	2.4G/5G WIFI+BT	2.4G/5G WIFI+WWAN	2.4G/5G WIFI+BT+WWAN	2.4G/5G WIFI+BT	2.4G WIFI+5G WIFI	2.4G/5G WIFI+BT+WWAN	2.4G/5G WIFI	2.4G/5G WIFI+BT	2.4G/5G WIFI+WWAN	2.4G/5G WIFI+BT+WWAN	
		Off	Level1	Level2	Level3	Level4	Level5	Level6	Level7	Level8	Level6	Level7	Level8	Level5	Level6	Level7	Level8
2.4G WLAN 802.11b	18.00	18.00	18.00	14.50	14.50	18.00	18.00	18.00	18.00	18.00	18.00	18.00	18.00	18.00	18.00	18.00	
2.4G WLAN 802.11g	18.00	18.00	18.00	14.50	14.50	18.00	18.00	18.00	18.00	18.00	18.00	18.00	18.00	18.00	18.00	18.00	
2.4G WLAN 802.11n20	18.00	18.00	18.00	14.50	14.50	18.00	18.00	18.00	18.00	18.00	18.00	18.00	18.00	18.00	18.00	18.00	
2.4G WLAN 802.11n40	17.00	17.00	17.00	14.50	14.50	17.00	17.00	17.00	17.00	17.00	17.00	17.00	17.00	17.00	17.00	17.00	
2.4G WLAN 802.11ac20	18.00	18.00	18.00	14.50	14.50	18.00	18.00	18.00	18.00	18.00	18.00	18.00	18.00	18.00	18.00	18.00	
2.4G WLAN 802.11ac40	17.00	17.00	17.00	14.50	14.50	17.00	17.00	17.00	17.00	17.00	17.00	17.00	17.00	17.00	17.00	17.00	
2.4G WLAN 802.11ax20	18.00	18.00	18.00	14.50	14.50	18.00	18.00	18.00	18.00	18.00	18.00	18.00	18.00	18.00	18.00	18.00	
2.4G WLAN 802.11ax40	17.00	17.00	17.00	13.50	13.50	17.00	17.00	17.00	17.00	17.00	17.00	17.00	17.00	17.00	17.00	17.00	
5.2G WLAN 802.11a	18.00	16.00	16.00	13.50	13.50	18.00	18.00	18.00	18.00	18.00	18.00	18.00	18.00	18.00	18.00	18.00	
5.2G WLAN 802.11n20	18.50	16.50	16.50	14.00	14.00	18.50	18.50	18.50	18.50	18.50	18.50	18.50	18.50	18.50	18.50	18.50	
5.2G WLAN 802.11n40	18.00	16.00	16.00	13.50	13.50	18.00	18.00	18.00	18.00	18.00	18.00	18.00	18.00	18.00	18.00	18.00	
5.2G WLAN 802.11ac20	18.50	16.50	16.50	14.00	14.00	18.50	18.50	18.50	18.50	18.50	18.50	18.50	18.50	18.50	18.50	18.50	
5.2G WLAN 802.11ac40	18.00	16.00	16.00	13.50	13.50	18.00	18.00	18.00	18.00	18.00	18.00	18.00	18.00	18.00	18.00	18.00	
5.2G WLAN 802.11ac80	13.00	13.00	13.00	13.00	13.00	13.00	13.00	13.00	13.00	13.00	13.00	13.00	13.00	13.00	13.00	13.00	
5.2G WLAN 802.11ac160	12.00	12.00	12.00	12.00	12.00	12.00	12.00	12.00	12.00	12.00	12.00	12.00	12.00	12.00	12.00	12.00	
5.2G WLAN 802.11ax20	18.50	16.50	16.50	14.00	14.00	18.50	18.50	18.50	18.50	18.50	18.50	18.50	18.50	18.50	18.50	18.50	
5.2G WLAN 802.11ax40	18.00	16.00	16.00	13.50	13.50	18.00	18.00	18.00	18.00	18.00	18.00	18.00	18.00	18.00	18.00	18.00	
5.2G WLAN 802.11ax80	14.00	14.00	14.00	13.00	13.00	14.00	14.00	14.00	14.00	14.00	14.00	14.00	14.00	14.00	14.00	14.00	
5.2G WLAN 802.11ax160	12.00	12.00	12.00	12.00	12.00	12.00	12.00	12.00	12.00	12.00	12.00	12.00	12.00	12.00	12.00	12.00	
5.3G WLAN 802.11a	18.50	16.50	16.50	14.00	14.00	18.50	18.50	18.50	18.50	/	/	/	18.50	18.50	18.50	18.50	
5.3G WLAN 802.11n20	18.50	16.50	16.50	14.00	14.00	18.50	18.50	18.50	18.50	/	/	/	18.50	18.50	18.50	18.50	
5.3G WLAN 802.11n40	18.00	16.00	16.00	13.50	13.50	18.00	18.00	18.00	18.00	/	/	/	18.00	18.00	18.00	18.00	
5.3G WLAN 802.11ac20	18.50	16.50	16.50	14.00	14.00	18.50	18.50	18.50	18.50	/	/	/	18.50	18.50	18.50	18.50	
5.3G WLAN 802.11ac40	18.00	16.00	16.00	13.50	13.50	18.00	18.00	18.00	18.00	/	/	/	18.00	18.00	18.00	18.00	
5.3G WLAN 802.11ac80	13.00	13.00	13.00	13.00	13.00	13.00	13.00	13.00	13.00	/	/	/	13.00	13.00	13.00	13.00	
5.3G WLAN 802.11ax20	18.50	16.50	16.50	14.00	14.00	18.50	18.50	18.50	18.50	/	/	/	18.50	18.50	18.50	18.50	
5.3G WLAN 802.11ax40	18.00	16.00	16.00	13.50	13.50	18.00	18.00	18.00	18.00	/	/	/	18.00	18.00	18.00	18.00	
5.3G WLAN 802.11ax80	13.50	13.50	13.50	13.00	13.00	13.50	13.50	13.50	13.50	/	/	/	13.50	13.50	13.50	13.50	
5.6G WLAN 802.11a	18.50	16.50	16.50	13.50	13.50	18.50	18.50	18.50	18.50	/	/	/	18.50	18.50	18.50	18.50	
5.6G WLAN 802.11n20	18.50	16.50	16.50	13.50	13.50	18.50	18.50	18.50	18.50	/	/	/	18.50	18.50	18.50	18.50	
5.6G WLAN 802.11n40	18.50	16.50	16.50	13.50	13.50	18.50	18.50	18.50	18.50	/	/	/	18.50	18.50	18.50	18.50	
5.6G WLAN 802.11ac20	18.50	16.50	16.50	13.50	13.50	18.50	18.50	18.50	18.50	/	/	/	18.50	18.50	18.50	18.50	
5.6G WLAN 802.11ac40	18.00	16.00	16.00	13.00	13.00	18.00	18.00	18.00	18.00	/	/	/	18.00	18.00	18.00	18.00	
5.6G WLAN 802.11ax80	17.50	15.50	15.50	12.50	12.50	17.50	17.50	17.50	17.50	/	/	/	17.50	17.50	17.50	17.50	
5.6G WLAN 802.11ac160	11.00	11.00	11.00	11.00	11.00	11.00	11.00	11.00	11.00	/	/	/	11.00	11.00	11.00	11.00	

5.8G WLAN 802.11ax20	18.50	16.50	16.50	13.50	13.50	18.50	18.50	18.50	18.50	/	/	/	18.50	18.50	18.50	18.50
5.8G WLAN 802.11ax40	18.00	16.00	16.00	13.00	13.00	18.00	18.00	18.00	18.00	/	/	/	18.00	18.00	18.00	18.00
5.8G WLAN 802.11ax80	17.50	15.50	15.50	12.50	12.50	17.50	17.50	17.50	17.50	/	/	/	17.50	17.50	17.50	17.50
5.8G WLAN 802.11ax160	11.00	11.00	11.00	11.00	11.00	11.00	11.00	11.00	11.00	/	/	/	11.00	11.00	11.00	11.00
5.8G WLAN 802.11a	18.50	16.50	16.50	14.50	14.50	18.50	18.50	18.50	18.50	18.50	18.50	18.50	18.50	18.50	18.50	18.50
5.8G WLAN 802.11n20	18.50	16.50	16.50	14.50	14.50	18.50	18.50	18.50	18.50	18.50	18.50	18.50	18.50	18.50	18.50	18.50
5.8G WLAN 802.11n40	18.50	16.50	16.50	14.50	14.50	18.50	18.50	18.50	18.50	18.50	18.50	18.50	18.50	18.50	18.50	18.50
5.8G WLAN 802.11ac20	18.50	16.50	16.50	14.50	14.50	18.50	18.50	18.50	18.50	18.50	18.50	18.50	18.50	18.50	18.50	18.50
5.8G WLAN 802.11ac40	18.00	16.00	16.00	14.00	14.00	18.00	18.00	18.00	18.00	18.00	18.00	18.00	18.00	18.00	18.00	18.00
5.8G WLAN 802.11ac80	17.50	15.50	15.50	13.50	13.50	17.50	17.50	17.50	17.50	17.50	17.50	17.50	17.50	17.50	17.50	17.50
5.8G WLAN 802.11ax20	18.50	16.50	16.50	14.50	14.50	18.50	18.50	18.50	18.50	18.50	18.50	18.50	18.50	18.50	18.50	18.50
5.8G WLAN 802.11ax40	18.00	16.00	16.00	14.00	14.00	18.00	18.00	18.00	18.00	18.00	18.00	18.00	18.00	18.00	18.00	18.00
5.8G WLAN 802.11ax80	17.50	15.50	15.50	13.50	13.50	17.50	17.50	17.50	17.50	17.50	17.50	17.50	17.50	17.50	17.50	17.50
Bluetooth	15.00	15.00	15.00	15.00	15.00	15.00	15.00	15.00	15.00	15.00	15.00	15.00	15.00	15.00	15.00	15.00

Mode	WLAN Antenna																
	Full Power	Receiver on								Receiver off							
		Head				Body-worn				Hotspot				Specific			
		Standalone	Simultaneous transmission			Standalone	Simultaneous transmission			Simultaneous transmission			Standalone	Simultaneous transmission			
		2.4G/5G WIFI	2.4G/5G WIFI+BT	2.4G/5G WIFI+WWAN	2.4G/5G WIFI+BT+WWAN	2.4G/5G WIFI	2.4G/5G WIFI+BT	2.4G/5G WIFI+WWAN	2.4G/5G WIFI+BT+WWAN	2.4G/5G WIFI	2.4G WIFI+5G WIFI	2.4G/5G WIFI+BT+WWAN	2.4G/5G WIFI	2.4G/5G WIFI+BT	2.4G/5G WIFI+WWAN	2.4G/5G WIFI+BT+WWAN	
		Off	Level1	Level2	Level3	Level4	Level5	Level6	Level7	Level8	Level6	Level7	Level8	Level5	Level6	Level7	Level8
2.4G WLAN 802.11b	21.00	21.00	21.00	17.50	17.50	21.00	21.00	21.00	21.00	21.00	21.00	21.00	21.00	21.00	21.00	21.00	
2.4G WLAN 802.11g	21.00	21.00	21.00	17.50	17.50	21.00	21.00	21.00	21.00	21.00	21.00	21.00	21.00	21.00	21.00	21.00	
2.4G WLAN 802.11n20	21.00	21.00	21.00	17.50	17.50	21.00	21.00	21.00	21.00	21.00	21.00	21.00	21.00	21.00	21.00	21.00	
2.4G WLAN 802.11n40	20.00	20.00	20.00	17.50	17.50	20.00	20.00	20.00	20.00	20.00	20.00	20.00	20.00	20.00	20.00	20.00	
2.4G WLAN 802.11ac20	21.00	21.00	21.00	17.50	17.50	21.00	21.00	21.00	21.00	21.00	21.00	21.00	21.00	21.00	21.00	21.00	
2.4G WLAN 802.11ac40	20.00	20.00	20.00	17.50	17.50	20.00	20.00	20.00	20.00	20.00	20.00	20.00	20.00	20.00	20.00	20.00	
2.4G WLAN 802.11ax20	21.00	21.00	21.00	17.50	17.50	21.00	21.00	21.00	21.00	21.00	21.00	21.00	21.00	21.00	21.00	21.00	
2.4G WLAN 802.11ax40	20.00	20.00	20.00	16.50	16.50	20.00	20.00	20.00	20.00	20.00	20.00	20.00	20.00	20.00	20.00	20.00	
5.2G WLAN 802.11a	21.00	19.00	19.00	16.50	16.50	21.00	21.00	21.00	21.00	21.00	21.00	21.00	21.00	21.00	21.00	21.00	
5.2G WLAN 802.11n20	21.50	19.50	19.50	17.00	17.00	21.50	21.50	21.50	21.50	21.50	21.50	21.50	21.50	21.50	21.50	21.50	
5.2G WLAN 802.11n40	21.00	19.00	19.00	16.50	16.50	21.00	21.00	21.00	21.00	21.00	21.00	21.00	21.00	21.00	21.00	21.00	
5.2G WLAN 802.11ac20	21.50	19.50	19.50	17.00	17.00	21.50	21.50	21.50	21.50	21.50	21.50	21.50	21.50	21.50	21.50	21.50	
5.2G WLAN 802.11ac40	21.00	19.00	19.00	16.50	16.50	21.00	21.00	21.00	21.00	21.00	21.00	21.00	21.00	21.00	21.00	21.00	
5.2G WLAN 802.11ac80	16.00	16.00	16.00	16.00	16.00	16.00	16.00	16.00	16.00	16.00	16.00	16.00	16.00	16.00	16.00	16.00	
5.2G WLAN 802.11ac160	15.00	15.00	15.00	15.00	15.00	15.00	15.00	15.00	15.00	15.00	15.00	15.00	15.00	15.00	15.00	15.00	
5.2G WLAN 802.11ax20	21.50	19.50	19.50	17.00	17.00	21.50	21.50	21.50	21.50	21.50	21.50	21.50	21.50	21.50	21.50	21.50	
5.2G WLAN 802.11ax40	21.00	19.00	19.00	16.50	16.50	21.00	21.00	21.00	21.00	21.00	21.00	21.00	21.00	21.00	21.00	21.00	
5.2G WLAN 802.11ax80	17.00	17.00	17.00	16.00	16.00	17.00	17.00	17.00	17.00	17.00	17.00	17.00	17.00	17.00	17.00	17.00	
5.2G WLAN 802.11ax160	15.00	15.00	15.00	15.00	15.00	15.00	15.00	15.00	15.00	15.00	15.00	15.00	15.00	15.00	15.00	15.00	
5.3G WLAN 802.11a	21.50	19.50	19.50	17.00	17.00	21.50	21.50	21.50	21.50	/	/	/	21.50	21.50	21.50	21.50	
5.3G WLAN 802.11n20	21.50	19.50	19.50	17.00	17.00	21.50	21.50	21.50	21.50	/	/	/	21.50	21.50	21.50	21.50	
5.3G WLAN 802.11n40	21.00	19.00	19.00	16.50	16.50	21.00	21.00	21.00	21.00	/	/	/	21.00	21.00	21.00	21.00	
5.3G WLAN 802.11ac20	21.50	19.50	19.50	17.00	17.00	21.50	21.50	21.50	21.50	/	/	/	21.50	21.50	21.50	21.50	
5.3G WLAN 802.11ac40	21.00	19.00	19.00	16.50	16.50	21.00	21.00	21.00	21.00	/	/	/	21.00	21.00	21.00	21.00	
5.3G WLAN 802.11ac80	16.00	16.00	16.00	16.00	16.00	16.00	16.00	16.00	16.00	/	/	/	16.00	16.00	16.00	16.00	
5.3G WLAN 802.11ax20	21.50	19.50	19.50	17.00	17.00	21.50	21.50	21.50	21.50	/	/	/	21.50	21.50	21.50	21.50	
5.3G WLAN 802.11ax40	21.00	19.00	19.00	16.50	16.50	21.00	21.00	21.00	21.00	/	/	/	21.00	21.00	21.00	21.00	
5.3G WLAN 802.11ax80	16.50	16.50	16.50	16.00	16.00	16.50	16.50	16.50	16.50	/	/	/	16.50	16.50	16.50	16.50	
5.6G WLAN 802.11a	21.50	19.50	19.50	16.50	16.50	21.50	21.50	21.50	21.50	/	/	/	21.50	21.50	21.50	21.50	
5.6G WLAN 802.11n20	21.50	19.50	19.50	16.50	16.50	21.50	21.50	21.50	21.50	/	/	/	21.50	21.50	21.50	21.50	
5.6G WLAN 802.11n40	21.50	19.50	19.50	16.50	16.50	21.50	21.50	21.50	21.50	/	/	/	21.50	21.50	21.50	21.50	
5.6G WLAN 802.11ac20	21.50	19.50	19.50	16.50	16.50	21.50	21.50	21.50	21.50	/	/	/	21.50	21.50	21.50	21.50	
5.6G WLAN 802.11ac40	21.00	19.00	19.00	16.00	16.00	21.00	21.00	21.00	21.00	/	/	/	21.00	21.00	21.00	21.00	
5.6G WLAN 802.11ac80	20.50	18.50	18.50	15.50	15.50	20.50	20.50	20.50	20.50	/	/	/	20.50	20.50	20.50	20.50	
5.6G WLAN 802.11ac160	14.00	14.00	14.00	14.00	14.00	14.00	14.00	14.00	14.00	/	/	/	14.00	14.00	14.00	14.00	

5.8G WLAN 802.11ax20	21.50	19.50	19.50	16.50	16.50	21.50	21.50	21.50	21.50	/	/	/	21.50	21.50	21.50	21.50
5.8G WLAN 802.11ax40	21.00	19.00	19.00	16.00	16.00	21.00	21.00	21.00	21.00	/	/	/	21.00	21.00	21.00	21.00
5.8G WLAN 802.11ax80	20.50	18.50	18.50	15.50	15.50	20.50	20.50	20.50	20.50	/	/	/	20.50	20.50	20.50	20.50
5.8G WLAN 802.11ax160	14.00	14.00	14.00	14.00	14.00	14.00	14.00	14.00	14.00	/	/	/	14.00	14.00	14.00	14.00
5.8G WLAN 802.11a	21.50	19.50	19.50	17.50	17.50	21.50	21.50	21.50	21.50	21.50	21.50	21.50	21.50	21.50	21.50	21.50
5.8G WLAN 802.11n20	21.50	19.50	19.50	17.50	17.50	21.50	21.50	21.50	21.50	21.50	21.50	21.50	21.50	21.50	21.50	21.50
5.8G WLAN 802.11n40	21.50	19.50	19.50	17.50	17.50	21.50	21.50	21.50	21.50	21.50	21.50	21.50	21.50	21.50	21.50	21.50
5.8G WLAN 802.11ac20	21.50	19.50	19.50	17.50	17.50	21.50	21.50	21.50	21.50	21.50	21.50	21.50	21.50	21.50	21.50	21.50
5.8G WLAN 802.11ac40	21.00	19.00	19.00	17.00	17.00	21.00	21.00	21.00	21.00	21.00	21.00	21.00	21.00	21.00	21.00	21.00
5.8G WLAN 802.11ac80	20.50	18.50	18.50	16.50	16.50	20.50	20.50	20.50	20.50	20.50	20.50	20.50	20.50	20.50	20.50	20.50
5.8G WLAN 802.11ax20	21.50	19.50	19.50	17.50	17.50	21.50	21.50	21.50	21.50	21.50	21.50	21.50	21.50	21.50	21.50	21.50
5.8G WLAN 802.11ax40	21.00	19.00	19.00	17.00	17.00	21.00	21.00	21.00	21.00	21.00	21.00	21.00	21.00	21.00	21.00	21.00
5.8G WLAN 802.11ax80	20.50	18.50	18.50	16.50	16.50	20.50	20.50	20.50	20.50	20.50	20.50	20.50	20.50	20.50	20.50	20.50

9 TEST EXCLUSION CONSIDERATION

Please refer the document “BL-SZ2410450-AI EUT internal photo.pdf”.

Antenna	Front Side(mm)	Back Side(mm)	Left Edge(mm)	Right Edge(mm)	Top Edge(mm)	Bottom Edge(mm)
Ant.0	<25	<25	<25	<25	>25	<25
Ant.1	<25	<25	>25	<25	>25	>25
Ant.4	<25	<25	>25	<25	<25	>25
Ant.5	<25	<25	<25	>25	>25	>25
Ant.8	<25	<25	<25	>25	<25	>25
Ant.9	<25	<25	<25	>25	>25	>25
Ant.12	<25	<25	<25	>25	<25	>25
Ant.13	<25	<25	<25	>25	<25	>25

Note: 1.Per KDB 941225 DO6,When the overall length and width of a device is > 9 cm *5 cm, a test separation distance of 10 mm is required for hotspot mode SAR measurements and hotspot mode SAR is measured for all edges and surfaces of the device with a transmitting antenna located within 25 mm from that surface or edge.

10 TEST RESULT

10.1 GSM 850

Antenna	Power Reduction	Mode	Position	Dist. (mm)	Ch.	Freq. (MHz)	Power Drift (dB)	1 g Meas SAR (W/kg)	Meas. Power (dBm)	Max. tune-power (dBm)	Scaling Factor	1 g Scaled SAR (W/kg)	Meas. No.
Head													
Ant.0	State2&4&6	DATA 4slots	Left Cheek	0	190	836.6	-0.12	0.210	28.09	28.90	1.205	0.253	1#
	State2&4&6		Left Tilt	0	190	836.6	0.01	0.120	28.09	28.90	1.205	0.145	/
	State2&4&6		Right Cheek	0	190	836.6	0.02	0.201	28.09	28.90	1.205	0.242	/
	State2&4&6		Right Tilt	0	190	836.6	0.10	0.102	28.09	28.90	1.205	0.123	/
Body-worn													
Ant.0	State1&3&5	DATA	Front Side	15	190	836.6	0.02	0.123	28.09	28.90	1.205	0.148	/
	State1&3&5	4slots	Back Side	15	190	836.6	0.03	0.168	28.09	28.90	1.205	0.202	2#
Hotspot													
Ant.0	State3&5	DATA 4slots	Front Side	10	190	836.6	0.06	0.164	28.09	28.90	1.205	0.198	/
	State3&5		Back Side	10	190	836.6	-0.01	0.239	28.09	28.90	1.205	0.288	3#
	State3&5		Left Edge	10	190	836.6	-0.03	0.023	28.09	28.90	1.205	0.028	/
	State3&5		Right Edge	10	190	836.6	-0.05	0.108	28.09	28.90	1.205	0.130	/
	State3&5		Bottom Edge	10	190	836.6	0.03	0.120	28.09	28.90	1.205	0.145	/
Note: Refer to ANNEX C for the detailed test data for each test configuration.													

10.2 GSM 1900

Antenna	Power Reduction	Mode	Position	Dist. (mm)	Ch.	Freq. (MHz)	Power Drift (dB)	1 g Meas SAR (W/kg)	Meas. Power (dBm)	Max. tune-power (dBm)	Scaling Factor	1 g Scaled SAR (W/kg)	Meas. No.
Head													
Ant.4	State2	DATA 4slots	Left Cheek	0	810	1909.8	0.10	0.105	18.67	20.40	1.489	0.156	/
	State2		Left Tilt	0	810	1909.8	-0.08	0.087	18.67	20.40	1.489	0.130	/
	State2		Right Cheek	0	810	1909.8	0.11	0.203	18.67	20.40	1.489	0.302	/
	State2		Right Tilt	0	810	1909.8	-0.03	0.206	18.67	20.40	1.489	0.307	4#
Ant.4	State4&6	DATA 4slots	Left Cheek	0	810	1909.8	-0.03	0.096	18.11	19.90	1.510	0.145	/
	State4&6		Left Tilt	0	810	1909.8	0.03	0.079	18.11	19.90	1.510	0.119	/
	State4&6		Right Cheek	0	810	1909.8	-0.10	0.184	18.11	19.90	1.510	0.278	/
	State4&6		Right Tilt	0	810	1909.8	0.12	0.186	18.11	19.90	1.510	0.281	/
Ant.0	State2&4&6	DATA 4slots	Left Cheek	0	661	1880	0.15	0.005	25.70	26.50	1.202	0.006	/
	State2&4&6		Left Tilt	0	661	1880	0.03	0.000	25.70	26.50	1.202	0.000	/
	State2&4&6		Right Cheek	0	661	1880	0.03	0.012	25.70	26.50	1.202	0.014	/
	State2&4&6		Right Tilt	0	661	1880	-0.14	0.000	25.70	26.50	1.202	0.000	/
Body-worn													
Ant.4	State1&3	DATA 4slots	Front Side	15	810	1909.8	0.01	0.029	23.31	24.50	1.315	0.038	/
	State1&3		Back Side	15	810	1909.8	0.06	0.075	23.31	24.50	1.315	0.099	5#
Ant.4	State5	DATA 4slots	Front Side	15	810	1909.8	0.08	0.024	21.79	23.70	1.552	0.037	/
	State5		Back Side	15	810	1909.8	0.08	0.062	21.79	23.70	1.552	0.096	/
Ant.0	State1&3	DATA 4slots	Front Side	15	810	1909.8	-0.10	0.054	25.70	26.50	1.202	0.065	/
	State1&3		Back Side	15	661	1880	0.03	0.079	25.70	26.50	1.202	0.095	/
Ant.0	State5	DATA 4slots	Front Side	15	661	1880	-0.18	0.041	25.11	25.80	1.172	0.048	/
	State5		Back Side	15	661	1880	-0.13	0.056	25.11	25.80	1.172	0.066	/
Hotspot													
Ant.4	State3	DATA 4slots	Front Side	10	810	1909.8	-0.01	0.108	23.31	24.50	1.315	0.142	/
	State3		Back Side	10	810	1909.8	0.01	0.136	23.31	24.50	1.315	0.179	/
	State3		Right Edge	10	810	1909.8	-0.04	0.088	23.31	24.50	1.315	0.116	/
	State3		Top Edge	10	810	1909.8	0.04	0.085	23.31	24.50	1.315	0.112	6#
Ant.4	State5	DATA 4slots	Front Side	10	810	1909.8	0.08	0.089	21.79	23.70	1.552	0.138	/
	State5		Back Side	10	810	1909.8	0.05	0.113	21.79	23.70	1.552	0.175	/
	State5		Right Edge	10	810	1909.8	-0.01	0.072	21.79	23.70	1.552	0.112	/
	State5		Top Edge	10	810	1909.8	-0.01	0.068	21.79	23.70	1.552	0.106	/
Ant.0	State3	DATA 4slots	Front Side	10	661	1880	-0.07	0.092	25.70	26.50	1.202	0.111	/
	State3		Back Side	10	661	1880	-0.01	0.150	25.70	26.50	1.202	0.180	/
	State3		Left Edge	10	661	1880	-0.10	0.020	25.70	26.50	1.202	0.024	/
	State3		Right Edge	10	661	1880	-0.07	0.034	25.70	26.50	1.202	0.041	/
	State3		Bottom Edge	10	661	1880	-0.02	0.220	25.70	26.50	1.202	0.264	6#
Ant.0	State5		Front Side	10	661	1880	0.10	0.077	25.11	25.80	1.172	0.090	/

State5	DATA 4slots	Back Side	10	661	1880	-0.13	0.120	25.11	25.80	1.172	0.141	/
State5		Left Edge	10	661	1880	-0.07	0.012	25.11	25.80	1.172	0.014	/
State5		Right Edge	10	661	1880	-0.01	0.019	25.11	25.80	1.172	0.022	/
State5		Bottom Edge	10	661	1880	-0.05	0.184	25.11	25.80	1.172	0.216	/

Note: Refer to ANNEX C for the detailed test data for each test configuration.

10.3WCDMA Band 2

Antenna	Power Reduction	Mode	Position	Dist. (mm)	Ch.	Freq. (MHz)	Power Drift (dB)	1 g Meas SAR (W/kg)	Meas. Power (dBm)	Max. tune-power (dBm)	Scaling Factor	1 g Scaled SAR (W/kg)	Meas. No.
Head													
Ant.4	State2&4	RMC	Left Cheek	0	9538	1907.6	0.08	0.145	16.72	17.90	1.312	0.190	/
	State2&4		Left Tilt	0	9538	1907.6	-0.01	0.091	16.72	17.90	1.312	0.119	/
	State2&4		Right Cheek	0	9538	1907.6	0.13	0.245	16.72	17.90	1.312	0.321	/
	State2&4		Right Tilt	0	9538	1907.6	0.02	0.297	16.72	17.90	1.312	0.390	7#
Ant.4	State6	RMC	Left Cheek	0	9538	1907.6	-0.15	0.134	16.29	17.40	1.291	0.173	/
	State6		Left Tilt	0	9538	1907.6	-0.03	0.101	16.29	17.40	1.291	0.130	/
	State6		Right Cheek	0	9538	1907.6	-0.02	0.245	16.29	17.40	1.291	0.316	/
	State6		Right Tilt	0	9538	1907.6	0.13	0.279	16.29	17.40	1.291	0.360	/
Ant.0	State2&4&6	RMC	Left Cheek	0	9538	1907.6	0.07	0.040	23.06	24.00	1.242	0.050	/
	State2&4&6		Left Tilt	0	9538	1907.6	0.07	0.010	23.06	24.00	1.242	0.012	/
	State2&4&6		Right Cheek	0	9538	1907.6	-0.15	0.020	23.06	24.00	1.242	0.025	/
	State2&4&6		Right Tilt	0	9538	1907.6	-0.02	0.008	23.06	24.00	1.242	0.010	/
Body-worn													
Ant.4	State1&3	RMC	Front Side	15	9538	1907.6	0.09	0.081	20.94	22.00	1.276	0.103	/
	State1&3		Back Side	15	9538	1907.6	0.03	0.146	20.94	22.00	1.276	0.186	8#
Ant.4	State5	RMC	Front Side	15	9538	1907.6	0.11	0.067	20.04	21.20	1.306	0.088	/
	State5		Back Side	15	9538	1907.6	-0.10	0.094	20.04	21.20	1.306	0.123	/
Ant.0	State1&3	RMC	Front Side	15	9538	1907.6	0.04	0.045	21.20	22.00	1.202	0.054	/
	State1&3		Back Side	15	9538	1907.6	0.08	0.075	21.20	22.00	1.202	0.090	/
Ant.0	State5	RMC	Front Side	15	9400	1880	0.15	0.037	20.32	21.20	1.225	0.045	/
	State5		Back Side	15	9400	1880	0.01	0.062	20.32	21.20	1.225	0.076	/
Hotspot													
Ant.4	State3	RMC	Front Side	10	9538	1907.6	0.09	0.198	20.94	22.00	1.276	0.253	/
	State3		Back Side	10	9538	1907.6	0.02	0.253	20.94	22.00	1.276	0.323	9#
	State3		Right Edge	10	9538	1907.6	0.06	0.165	20.94	22.00	1.276	0.211	/
	State3		Top Edge	10	9538	1907.6	0.12	0.154	20.94	22.00	1.276	0.197	/
Ant.4	State5	RMC	Front Side	10	9538	1907.6	-0.08	0.165	20.04	21.20	1.306	0.215	/
	State5		Back Side	10	9538	1907.6	-0.17	0.210	20.04	21.20	1.306	0.274	/
	State5		Right Edge	10	9538	1907.6	-0.14	0.134	20.04	21.20	1.306	0.175	/
	State5		Top Edge	10	9538	1907.6	0.08	0.125	20.04	21.20	1.306	0.163	/
Ant.0	State3	RMC	Front Side	10	9538	1907.6	-0.07	0.088	21.20	22.00	1.202	0.106	/
	State3		Back Side	10	9538	1907.6	0.10	0.160	21.20	22.00	1.202	0.192	/
	State3		Left Edge	10	9538	1907.6	-0.13	0.001	21.20	22.00	1.202	0.001	/
	State3		Right Edge	10	9538	1907.6	0.04	0.031	21.20	22.00	1.202	0.037	/
	State3		Bottom Edge	10	9538	1907.6	0.01	0.231	21.20	22.00	1.202	0.278	/
Ant.0	State5	RMC	Front Side	10	9400	1880	0.12	0.073	20.32	21.20	1.225	0.089	/

	State5		Back Side	10	9400	1880	0.00	0.133	20.32	21.20	1.225	0.163	/
	State5		Left Edge	10	9400	1880	0.05	0.001	20.32	21.20	1.225	0.001	/
	State5		Right Edge	10	9400	1880	-0.09	0.026	20.32	21.20	1.225	0.032	/
	State5		Bottom Edge	10	9400	1880	0.15	0.185	20.32	21.20	1.225	0.227	/

Note: Refer to ANNEX C for the detailed test data for each test configuration.

10.4WCDMA Band 4

Antenna	Power Reduction	Mode	Position	Dist. (mm)	Ch.	Freq. (MHz)	Power Drift (dB)	1 g Meas SAR (W/kg)	Meas. Power (dBm)	Max. tune-power (dBm)	Scaling Factor	1 g Scaled SAR (W/kg)	Meas. No.
Head													
Ant.4	State2&4	RMC	Left Cheek	0	1412	1732.4	0.07	0.264	18.12	19.20	1.282	0.338	/
	State2&4		Left Tilt	0	1412	1732.4	-0.17	0.198	18.12	19.20	1.282	0.254	/
	State2&4		Right Cheek	0	1412	1732.4	0.01	0.508	18.12	19.20	1.282	0.651	10#
	State2&4		Right Tilt	0	1412	1732.4	0.01	0.341	18.12	19.20	1.282	0.437	/
Ant.4	State6	RMC	Left Cheek	0	1513	1752.6	-0.16	0.234	17.60	18.70	1.288	0.301	/
	State6		Left Tilt	0	1513	1752.6	-0.13	0.185	17.60	18.70	1.288	0.238	/
	State6		Right Cheek	0	1513	1752.6	-0.05	0.410	17.60	18.70	1.288	0.528	/
	State6		Right Tilt	0	1513	1752.6	0.00	0.301	17.60	18.70	1.288	0.388	/
Ant.0	State2&4&6	RMC	Left Cheek	0	1412	1732.4	0.10	0.062	24.09	25.00	1.233	0.076	/
	State2&4&6		Left Tilt	0	1412	1732.4	-0.16	0.022	24.09	25.00	1.233	0.027	/
	State2&4&6		Right Cheek	0	1412	1732.4	0.07	0.084	24.09	25.00	1.233	0.104	/
	State2&4&6		Right Tilt	0	1412	1732.4	-0.10	0.015	24.09	25.00	1.233	0.018	/
Body-worn													
Ant.4	State1&3	RMC	Front Side	15	1513	1752.6	-0.16	0.112	22.13	23.30	1.309	0.147	/
	State1&3		Back Side	15	1513	1752.6	0.05	0.165	22.13	23.30	1.309	0.216	11#
Ant.4	State5	RMC	Front Side	15	1412	1732.4	-0.08	0.098	21.39	22.50	1.291	0.127	/
	State5		Back Side	15	1412	1732.4	0.07	0.115	21.39	22.50	1.291	0.148	/
Ant.0	State1&3	RMC	Front Side	15	1513	1752.6	-0.02	0.094	22.25	23.00	1.189	0.112	/
	State1&3		Back Side	15	1513	1752.6	-0.15	0.131	22.25	23.00	1.189	0.156	/
Ant.0	State5	RMC	Front Side	15	1412	1732.4	-0.01	0.070	21.31	22.20	1.227	0.086	/
	State5		Back Side	15	1412	1732.4	0.14	0.105	21.31	22.20	1.227	0.129	/
Hotspot													
Ant.4	State3	RMC	Front Side	10	1513	1752.6	0.08	0.201	22.13	23.30	1.309	0.263	/
	State3		Back Side	10	1513	1752.6	0.02	0.316	22.13	23.30	1.309	0.414	/
	State3		Right Edge	10	1513	1752.6	0.02	0.210	22.13	23.30	1.309	0.275	/
	State3		Top Edge	10	1513	1752.6	-0.05	0.245	22.13	23.30	1.309	0.321	/
Ant.4	State5	RMC	Front Side	10	1412	1732.4	-0.18	0.154	21.39	22.50	1.291	0.199	/
	State5		Back Side	10	1412	1732.4	0.00	0.268	21.39	22.50	1.291	0.346	/
	State5		Right Edge	10	1412	1732.4	0.08	0.185	21.39	22.50	1.291	0.239	/
	State5		Top Edge	10	1412	1732.4	-0.03	0.193	21.39	22.50	1.291	0.249	/
Ant.0	State3	RMC	Front Side	10	1513	1752.6	-0.01	0.158	22.25	23.00	1.189	0.188	/
	State3		Back Side	10	1513	1752.6	-0.16	0.298	22.25	23.00	1.189	0.354	/
	State3		Left Edge	10	1513	1752.6	0.11	0.034	22.25	23.00	1.189	0.040	/
	State3		Right Edge	10	1513	1752.6	-0.09	0.068	22.25	23.00	1.189	0.081	/
	State3		Bottom Edge	10	1513	1752.6	0.01	0.407	22.25	23.00	1.189	0.484	12#
Ant.0	State5	RMC	Front Side	10	1412	1732.4	0.05	0.131	21.31	22.20	1.227	0.161	/

State5		Back Side	10	1412	1732.4	-0.14	0.245	21.31	22.20	1.227	0.301	/
State5		Left Edge	10	1412	1732.4	0.04	0.025	21.31	22.20	1.227	0.031	/
State5		Right Edge	10	1412	1732.4	0.01	0.056	21.31	22.20	1.227	0.069	/
State5		Bottom Edge	10	1412	1732.4	0.15	0.335	21.31	22.20	1.227	0.411	/

Note: Refer to ANNEX C for the detailed test data for each test configuration.

10.5WCDMA Band 5

Antenna	Power Reduction	Mode	Position	Dist. (mm)	Ch.	Freq. (MHz)	Power Drift (dB)	1 g Meas SAR (W/kg)	Meas. Power (dBm)	Max. tune-power (dBm)	Scaling Factor	1 g Scaled SAR (W/kg)	Meas. No.
Head													
Ant.1	State2&4	RMC	Left Cheek	0	4233	846.6	0.06	0.305	22.84	23.80	1.247	0.380	/
	State2&4		Left Tilt	0	4233	846.6	-0.09	0.110	22.84	23.80	1.247	0.137	/
	State2&4		Right Cheek	0	4233	846.6	0.03	0.732	22.84	23.80	1.247	0.913	13#
	State2&4		Right Tilt	0	4233	846.6	-0.07	0.181	22.84	23.80	1.247	0.226	/
	State2&4		Right Cheek	0	4132	826.4	0.03	0.518	22.77	23.80	1.268	0.657	/
	State2&4		Right Cheek	0	4182	836.4	0.05	0.541	22.79	23.80	1.262	0.683	/
Ant.1	State6	RMC	Left Cheek	0	4233	846.6	0.04	0.261	22.30	23.30	1.259	0.329	/
	State6		Left Tilt	0	4233	846.6	0.05	0.102	22.30	23.30	1.259	0.128	/
	State6		Right Cheek	0	4233	846.6	0.11	0.615	22.30	23.30	1.259	0.774	/
	State6		Right Tilt	0	4233	846.6	-0.12	0.159	22.30	23.30	1.259	0.200	/
Ant.0	State2&4&6	RMC	Left Cheek	0	4132	826.4	0.02	0.164	24.22	25.00	1.197	0.196	/
	State2&4&6		Left Tilt	0	4132	826.4	-0.05	0.095	24.22	25.00	1.197	0.114	/
	State2&4&6		Right Cheek	0	4132	826.4	0.02	0.156	24.22	25.00	1.197	0.187	/
	State2&4&6		Right Tilt	0	4132	826.4	-0.14	0.077	24.22	25.00	1.197	0.092	/
Body-worn													
Ant.1	State1&3&5	RMC	Front Side	15	4233	846.6	0.07	0.145	23.97	24.80	1.211	0.176	/
	State1&3&5		Back Side	15	4233	846.6	-0.01	0.276	23.97	24.80	1.211	0.334	14#
Ant.0	State1&3	RMC	Front Side	15	4132	826.4	-0.11	0.140	24.22	25.00	1.197	0.168	/
	State1&3		Back Side	15	4132	826.4	0.09	0.154	24.22	25.00	1.197	0.184	/
Ant.0	State5	RMC	Front Side	15	4182	836.4	-0.10	0.089	23.27	24.20	1.239	0.110	/
	State5		Back Side	15	4182	836.4	0.06	0.102	23.27	24.20	1.239	0.126	/
Hotspot													
Ant.1	State3&5	RMC	Front Side	10	4233	846.6	0.04	0.302	23.97	24.80	1.211	0.366	/
	State3&5		Back Side	10	4233	846.6	-0.01	0.542	23.97	24.80	1.211	0.656	/
	State3&5		Right Edge	10	4233	846.6	0.01	0.635	23.97	24.80	1.211	0.769	15#
Ant.0	State3	RMC	Front Side	10	4132	826.4	0.11	0.245	24.22	25.00	1.197	0.293	/
	State3		Back Side	10	4132	826.4	0.10	0.412	24.22	25.00	1.197	0.493	/
	State3		Left Edge	10	4132	826.4	-0.01	0.012	24.22	25.00	1.197	0.014	/
	State3		Right Edge	10	4132	826.4	-0.10	0.161	24.22	25.00	1.197	0.193	/
	State3		Bottom Edge	10	4132	826.4	-0.03	0.162	24.22	25.00	1.197	0.194	/
Ant.0	State5	RMC	Front Side	10	4182	836.4	-0.18	0.201	23.27	24.20	1.239	0.249	/
	State5		Back Side	10	4182	836.4	-0.09	0.302	23.27	24.20	1.239	0.374	/
	State5		Left Edge	10	4182	836.4	-0.17	0.015	23.27	24.20	1.239	0.019	/
	State5		Right Edge	10	4182	836.4	-0.01	0.125	23.27	24.20	1.239	0.155	/
	State5		Bottom Edge	10	4182	836.4	-0.06	0.140	23.27	24.20	1.239	0.173	/

Note: Refer to ANNEX C for the detailed test data for each test configuration.

10.6LTE Band 2 (20MHz Bandwidth)

Antenna	Power Reduction	Mode	Position	Dist. (mm)	Ch.	Freq. (MHz)	RB Num.	RB Start	Power Drift (dB)	1 g Meas SAR (W/kg)	Meas. Power (dBm)	Max. tune-power (dBm)	Scaling Factor	1 g Scaled SAR (W/kg)	Meas. No.
Head															
Ant.4	State2&4	QPSK	Left Cheek	0	19100	1900	1	Low	-0.18	0.210	16.78	17.70	1.236	0.260	/
	State2&4		Left Tilt	0	19100	1900	1	Low	0.15	0.157	16.78	17.70	1.236	0.194	/
	State2&4		Right Cheek	0	19100	1900	1	Low	0.01	0.398	16.78	17.70	1.236	0.492	16#
	State2&4		Right Tilt	0	19100	1900	1	Low	0.12	0.260	16.78	17.70	1.236	0.321	/
	State2&4		Left Cheek	0	19100	1900	50	Low	-0.06	0.206	16.88	17.70	1.208	0.249	/
	State2&4		Left Tilt	0	19100	1900	50	Low	0.05	0.150	16.88	17.70	1.208	0.181	/
	State2&4		Right Cheek	0	19100	1900	50	Low	0.10	0.396	16.88	17.70	1.208	0.478	/
	State2&4		Right Tilt	0	19100	1900	50	Low	0.09	0.257	16.88	17.70	1.208	0.310	/
Ant.4	State6	QPSK	Left Cheek	0	19100	1900	1	Mid	-0.12	0.195	16.29	17.20	1.233	0.240	/
	State6		Left Tilt	0	19100	1900	1	Mid	-0.07	0.135	16.29	17.20	1.233	0.166	/
	State6		Right Cheek	0	19100	1900	1	Mid	0.02	0.314	16.29	17.20	1.233	0.387	/
	State6		Right Tilt	0	19100	1900	1	Mid	0.00	0.251	16.29	17.20	1.233	0.309	/
	State6		Left Cheek	0	19100	1900	50	Low	-0.13	0.182	16.31	17.20	1.227	0.223	/
	State6		Left Tilt	0	19100	1900	50	Low	-0.04	0.132	16.31	17.20	1.227	0.162	/
	State6		Right Cheek	0	19100	1900	50	Low	-0.17	0.302	16.31	17.20	1.227	0.371	/
	State6		Right Tilt	0	19100	1900	50	Low	-0.02	0.229	16.31	17.20	1.227	0.281	/
Ant.0	State2&4&6	QPSK	Left Cheek	0	18900	1880	1	High	-0.13	0.054	22.96	24.00	1.271	0.069	/
	State2&4&6		Left Tilt	0	18900	1880	1	High	-0.12	0.008	22.96	24.00	1.271	0.010	/
	State2&4&6		Right Cheek	0	18900	1880	1	High	0.06	0.084	22.96	24.00	1.271	0.107	/
	State2&4&6		Right Tilt	0	18900	1880	1	High	-0.02	0.006	22.96	24.00	1.271	0.008	/
	State2&4&6		Left Cheek	0	18900	1880	50	Mid	-0.14	0.025	22.08	23.00	1.236	0.031	/
	State2&4&6		Left Tilt	0	18900	1880	50	Mid	-0.09	0.002	22.08	23.00	1.236	0.002	/
	State2&4&6		Right Cheek	0	18900	1880	50	Mid	0.12	0.034	22.08	23.00	1.236	0.042	/
	State2&4&6		Right Tilt	0	18900	1880	50	Mid	0.06	0.003	22.08	23.00	1.236	0.004	/
Ant.1	State2&4	QPSK	Left Cheek	0	18900	1880	1	Mid	0.03	0.096	20.12	21.00	1.225	0.118	/
	State2&4		Left Tilt	0	18900	1880	1	Mid	0.12	0.036	20.12	21.00	1.225	0.044	/
	State2&4		Right Cheek	0	18900	1880	1	Mid	0.02	0.122	20.12	21.00	1.225	0.149	/
	State2&4		Right Tilt	0	18900	1880	1	Mid	-0.05	0.045	20.12	21.00	1.225	0.055	/
	State2&4		Left Cheek	0	18900	1880	50	Mid	-0.03	0.102	20.14	21.00	1.219	0.124	/
	State2&4		Left Tilt	0	18900	1880	50	Mid	-0.02	0.046	20.14	21.00	1.219	0.056	/
	State2&4		Right Cheek	0	18900	1880	50	Mid	-0.05	0.136	20.14	21.00	1.219	0.166	/
	State2&4		Right Tilt	0	18900	1880	50	Mid	0.03	0.102	20.14	21.00	1.219	0.124	/
Ant.1	State6	QPSK	Left Cheek	0	18900	1880	1	Low	0.01	0.080	19.10	20.00	1.230	0.098	/
	State6		Left Tilt	0	18900	1880	1	Low	0.03	0.026	19.10	20.00	1.230	0.032	/
	State6		Right Cheek	0	18900	1880	1	Low	0.02	0.102	19.10	20.00	1.230	0.125	/
	State6		Right Tilt	0	18900	1880	1	Low	-0.05	0.036	19.10	20.00	1.230	0.044	/

	State6		Left Cheek	0	18900	1880	50	Mid	-0.10	0.098	19.35	20.00	1.161	0.114	/
	State6		Left Tilt	0	18900	1880	50	Mid	-0.05	0.036	19.35	20.00	1.161	0.042	/
	State6		Right Cheek	0	18900	1880	50	Mid	-0.03	0.122	19.35	20.00	1.161	0.142	/
	State6		Right Tilt	0	18900	1880	50	Mid	0.06	0.098	19.35	20.00	1.161	0.114	/
Body-worn															
Ant.4	State1&3	QPSK	Front Side	15	19100	1900	1	Low	-0.05	0.097	20.83	21.70	1.222	0.119	/
	State1&3		Back Side	15	19100	1900	1	Low	-0.13	0.110	20.83	21.70	1.222	0.134	17#
	State1&3		Front Side	15	19100	1900	50	High	0.15	0.094	20.73	21.70	1.250	0.118	/
	State1&3		Back Side	15	19100	1900	50	High	-0.18	0.106	20.73	21.70	1.250	0.133	/
Ant.4	State5	QPSK	Front Side	15	19100	1900	1	Mid	0.04	0.083	20.16	21.00	1.213	0.101	/
	State5		Back Side	15	19100	1900	1	Mid	-0.15	0.093	20.16	21.00	1.213	0.113	/
	State5		Front Side	15	19100	1900	50	Low	0.01	0.079	20.06	21.00	1.242	0.098	/
	State5		Back Side	15	19100	1900	50	Low	0.00	0.090	20.06	21.00	1.242	0.112	/
Ant.0	State1&3	QPSK	Front Side	15	19100	1900	1	Mid	0.01	0.057	21.72	22.40	1.169	0.067	/
	State1&3		Back Side	15	19100	1900	1	Mid	0.01	0.100	21.72	22.40	1.169	0.117	/
	State1&3		Front Side	15	19100	1900	50	Mid	0.11	0.050	21.64	22.40	1.191	0.060	/
	State1&3		Back Side	15	19100	1900	50	Mid	0.10	0.096	21.64	22.40	1.191	0.114	/
Ant.0	State5	QPSK	Front Side	15	19100	1900	1	Mid	0.01	0.033	20.81	21.60	1.199	0.040	/
	State5		Back Side	15	19100	1900	1	Mid	-0.04	0.058	20.81	21.60	1.199	0.070	/
	State5		Front Side	15	19100	1900	50	Mid	0.11	0.029	20.75	21.60	1.216	0.035	/
	State5		Back Side	15	19100	1900	50	Mid	-0.02	0.055	20.75	21.60	1.216	0.067	/
Ant.1	State1&3	QPSK	Front Side	15	18900	1880	1	Mid	-0.03	0.000	20.12	21.00	1.225	0.000	/
	State1&3		Back Side	15	18900	1880	1	Mid	0.01	0.036	20.12	21.00	1.225	0.044	/
	State1&3		Front Side	15	18900	1880	50	Mid	0.06	0.000	20.14	21.00	1.219	0.000	/
	State1&3		Back Side	15	18900	1880	50	Mid	-0.01	0.031	20.14	21.00	1.219	0.038	/
Ant.1	State5	QPSK	Front Side	15	18900	1880	1	Low	0.05	0.000	19.10	20.00	1.230	0.000	/
	State5		Back Side	15	18900	1880	1	Low	0.12	0.012	19.10	20.00	1.230	0.015	/
	State5		Front Side	15	18900	1880	50	Mid	0.06	0.000	19.35	20.00	1.161	0.000	/
	State5		Back Side	15	18900	1880	50	Mid	0.10	0.012	19.35	20.00	1.161	0.014	/
Hotspot															
Ant.4	State3	QPSK	Front Side	10	19100	1900	1	Low	-0.16	0.165	20.83	21.70	1.222	0.202	/
	State3		Back Side	10	19100	1900	1	Low	-0.12	0.207	20.83	21.70	1.222	0.253	/
	State3		Right Edge	10	19100	1900	1	Low	-0.16	0.123	20.83	21.70	1.222	0.150	/
	State3		Top Edge	10	19100	1900	1	Low	0.06	0.163	20.83	21.70	1.222	0.199	/
	State3		Front Side	10	19100	1900	50	High	0.09	0.158	20.73	21.70	1.250	0.198	/
	State3		Back Side	10	19100	1900	50	High	-0.02	0.176	20.73	21.70	1.250	0.220	/
	State3		Right Edge	10	19100	1900	50	High	0.03	0.108	20.73	21.70	1.250	0.135	/
	State3		Top Edge	10	19100	1900	50	High	0.06	0.158	20.73	21.70	1.250	0.198	/
Ant.4	State5	QPSK	Front Side	10	19100	1900	1	Mid	-0.10	0.141	20.16	21.00	1.213	0.171	/
	State5		Back Side	10	19100	1900	1	Mid	-0.18	0.166	20.16	21.00	1.213	0.201	/
	State5		Right Edge	10	19100	1900	1	Mid	0.07	0.105	20.16	21.00	1.213	0.127	/
	State5		Top Edge	10	19100	1900	1	Mid	-0.12	0.138	20.16	21.00	1.213	0.167	/

	State5		Front Side	10	19100	1900	50	Low	-0.14	0.135	20.06	21.00	1.242	0.168	/
	State5		Back Side	10	19100	1900	50	Low	-0.06	0.150	20.06	21.00	1.242	0.186	/
	State5		Right Edge	10	19100	1900	50	Low	0.15	0.092	20.06	21.00	1.242	0.114	/
	State5		Top Edge	10	19100	1900	50	Low	-0.14	0.134	20.06	21.00	1.242	0.166	/
Ant.0	State3	QPSK	Front Side	10	19100	1900	1	Mid	0.10	0.095	21.72	22.40	1.169	0.111	/
	State3		Back Side	10	19100	1900	1	Mid	-0.13	0.169	21.72	22.40	1.169	0.198	/
	State3		Left Edge	10	19100	1900	1	Mid	-0.18	0.001	21.72	22.40	1.169	0.001	/
	State3		Right Edge	10	19100	1900	1	Mid	-0.05	0.035	21.72	22.40	1.169	0.041	/
	State3		Bottom Edge	10	19100	1900	1	Mid	0.08	0.201	21.72	22.40	1.169	0.235	/
	State3		Front Side	10	19100	1900	50	Mid	-0.12	0.077	21.64	22.40	1.191	0.092	/
	State3		Back Side	10	19100	1900	50	Mid	-0.02	0.127	21.64	22.40	1.191	0.151	/
	State3		Left Edge	10	19100	1900	50	Mid	0.05	0.001	21.64	22.40	1.191	0.001	/
	State3		Right Edge	10	19100	1900	50	Mid	0.10	0.039	21.64	22.40	1.191	0.046	/
	State3		Bottom Edge	10	19100	1900	50	Mid	0.08	0.220	21.64	22.40	1.191	0.262	18#
Ant.0	State5	QPSK	Front Side	10	19100	1900	1	Mid	-0.10	0.079	20.81	21.60	1.199	0.095	/
	State5		Back Side	10	19100	1900	1	Mid	-0.09	0.141	20.81	21.60	1.199	0.169	/
	State5		Left Edge	10	19100	1900	1	Mid	0.14	0.000	20.81	21.60	1.199	0.000	/
	State5		Right Edge	10	19100	1900	1	Mid	0.02	0.029	20.81	21.60	1.199	0.035	/
	State5		Bottom Edge	10	19100	1900	1	Mid	-0.11	0.208	20.81	21.60	1.199	0.249	/
	State5		Front Side	10	19100	1900	50	Mid	-0.16	0.074	20.75	21.60	1.216	0.090	/
	State5		Back Side	10	19100	1900	50	Mid	-0.11	0.121	20.75	21.60	1.216	0.147	/
	State5		Left Edge	10	19100	1900	50	Mid	0.11	0.000	20.75	21.60	1.216	0.000	/
	State5		Right Edge	10	19100	1900	50	Mid	-0.01	0.027	20.75	21.60	1.216	0.033	/
	State5		Bottom Edge	10	19100	1900	50	Mid	-0.18	0.198	20.75	21.60	1.216	0.241	/
Ant.1	State3	QPSK	Front Side	10	18900	1880	1	Mid	0.02	0.024	20.12	21.00	1.225	0.029	/
	State3		Back Side	10	18900	1880	1	Mid	0.15	0.030	20.12	21.00	1.225	0.037	/
	State3		Right Edge	10	18900	1880	1	Mid	-0.01	0.045	20.12	21.00	1.225	0.055	/
	State3		Front Side	10	18900	1880	50	Mid	0.06	0.020	20.14	21.00	1.219	0.024	/
	State3		Back Side	10	18900	1880	50	Mid	0.14	0.029	20.14	21.00	1.219	0.035	/
	State3		Right Edge	10	18900	1880	50	Mid	-0.15	0.039	20.14	21.00	1.219	0.048	/
Ant.1	State5	QPSK	Front Side	10	18900	1880	1	Mid	-0.09	0.019	19.10	20.00	1.230	0.023	/
	State5		Back Side	10	18900	1880	1	Mid	0.11	0.023	19.10	20.00	1.230	0.028	/
	State5		Right Edge	10	18900	1880	1	Mid	0.05	0.036	19.10	20.00	1.230	0.044	/
	State5		Front Side	10	18900	1880	50	Mid	-0.12	0.015	19.35	20.00	1.161	0.017	/
	State5		Back Side	10	18900	1880	50	Mid	0.12	0.020	19.35	20.00	1.161	0.023	/
	State5		Right Edge	10	18900	1880	50	Mid	-0.07	0.034	19.35	20.00	1.161	0.039	/

Note: Refer to ANNEX C for the detailed test data for each test configuration.

10.7LTE Band 4 (20MHz Bandwidth)

Antenna	Power Reduction	Mode	Position	Dist. (mm)	Ch.	Freq. (MHz)	RB Num.	RB Start	Power Drift (dB)	1 g Meas SAR (W/kg)	Meas. Power (dBm)	Max. tune-power (dBm)	Scaling Factor	1 g Scaled SAR (W/kg)	Meas. No.
Head															
Ant.4	State2&4	QPSK	Left Cheek	0	20175	1732.5	1	Low	0.05	0.281	18.97	19.40	1.104	0.310	/
	State2&4		Left Tilt	0	20175	1732.5	1	Low	-0.14	0.220	18.97	19.40	1.104	0.243	/
	State2&4		Right Cheek	0	20175	1732.5	1	Low	-0.09	0.522	18.97	19.40	1.104	0.576	19#
	State2&4		Right Tilt	0	20175	1732.5	1	Low	-0.06	0.391	18.97	19.40	1.104	0.432	/
	State2&4		Left Cheek	0	20175	1732.5	50	Mid	0.11	0.266	18.90	19.40	1.122	0.298	/
	State2&4		Left Tilt	0	20175	1732.5	50	Mid	0.02	0.198	18.90	19.40	1.122	0.222	/
	State2&4		Right Cheek	0	20175	1732.5	50	Mid	-0.17	0.484	18.90	19.40	1.122	0.543	/
	State2&4		Right Tilt	0	20175	1732.5	50	Mid	0.05	0.354	18.90	19.40	1.122	0.397	/
Ant.4	State6	QPSK	Left Cheek	0	20175	1732.5	1	Mid	0.13	0.241	18.39	18.90	1.125	0.271	/
	State6		Left Tilt	0	20175	1732.5	1	Mid	-0.06	0.185	18.39	18.90	1.125	0.208	/
	State6		Right Cheek	0	20175	1732.5	1	Mid	0.06	0.451	18.39	18.90	1.125	0.507	/
	State6		Right Tilt	0	20175	1732.5	1	Mid	-0.02	0.341	18.39	18.90	1.125	0.384	/
	State6		Left Cheek	0	20175	1732.5	50	High	-0.08	0.231	18.44	18.90	1.112	0.257	/
	State6		Left Tilt	0	20175	1732.5	50	High	-0.04	0.177	18.44	18.90	1.112	0.197	/
	State6		Right Cheek	0	20175	1732.5	50	High	-0.03	0.427	18.44	18.90	1.112	0.475	/
	State6		Right Tilt	0	20175	1732.5	50	High	0.11	0.315	18.44	18.90	1.112	0.350	/
Ant.5	State2&4	QPSK	Left Cheek	0	20300	1745	1	Mid	-0.18	0.506	21.77	22.30	1.130	0.572	/
	State2&4		Left Tilt	0	20300	1745	1	Mid	-0.03	0.112	21.77	22.30	1.130	0.127	/
	State2&4		Right Cheek	0	20300	1745	1	Mid	-0.15	0.375	21.77	22.30	1.130	0.424	/
	State2&4		Right Tilt	0	20300	1745	1	Mid	0.14	0.080	21.77	22.30	1.130	0.090	/
	State2&4		Left Cheek	0	20300	1745	50	Mid	0.14	0.491	21.88	22.30	1.102	0.541	/
	State2&4		Left Tilt	0	20300	1745	50	Mid	0.02	0.109	21.88	22.30	1.102	0.120	/
	State2&4		Right Cheek	0	20300	1745	50	Mid	-0.06	0.358	21.88	22.30	1.102	0.395	/
	State2&4		Right Tilt	0	20300	1745	50	Mid	0.14	0.069	21.88	22.30	1.102	0.076	/
Ant.5	State6	QPSK	Left Cheek	0	20175	1732.5	1	Mid	-0.08	0.442	21.31	21.80	1.119	0.495	/
	State6		Left Tilt	0	20175	1732.5	1	Mid	-0.16	0.106	21.31	21.80	1.119	0.119	/
	State6		Right Cheek	0	20175	1732.5	1	Mid	0.14	0.321	21.31	21.80	1.119	0.359	/
	State6		Right Tilt	0	20175	1732.5	1	Mid	0.07	0.071	21.31	21.80	1.119	0.079	/
	State6		Left Cheek	0	20175	1732.5	50	Mid	-0.06	0.414	21.40	21.80	1.096	0.454	/
	State6		Left Tilt	0	20175	1732.5	50	Mid	0.09	0.086	21.40	21.80	1.096	0.094	/
	State6		Right Cheek	0	20175	1732.5	50	Mid	-0.14	0.242	21.40	21.80	1.096	0.265	/
	State6		Right Tilt	0	20175	1732.5	50	Mid	0.09	0.070	21.40	21.80	1.096	0.077	/
Ant.0	State2&4&6	QPSK	Left Cheek	0	20175	1732.5	1	Low	0.03	0.064	23.92	25.00	1.282	0.082	/
	State2&4&6		Left Tilt	0	20175	1732.5	1	Low	0.02	0.047	23.92	25.00	1.282	0.060	/
	State2&4&6		Right Cheek	0	20175	1732.5	1	Low	-0.03	0.091	23.92	25.00	1.282	0.117	/
	State2&4&6		Right Tilt	0	20175	1732.5	1	Low	0.09	0.000	23.92	25.00	1.282	0.000	/

	State2&4&6		Left Cheek	0	20175	1732.5	50	High	0.14	0.052	22.93	24.00	1.279	0.067	/
	State2&4&6		Left Tilt	0	20175	1732.5	50	High	-0.02	0.088	22.93	24.00	1.279	0.113	/
	State2&4&6		Right Cheek	0	20175	1732.5	50	High	0.09	0.068	22.93	24.00	1.279	0.087	/
	State2&4&6		Right Tilt	0	20175	1732.5	50	High	-0.02	0.077	22.93	24.00	1.279	0.098	/
Ant.1	State2&4	QPSK	Left Cheek	0	20175	1732.5	1	Mid	-0.13	0.052	20.42	21.30	1.225	0.064	/
	State2&4		Left Tilt	0	20175	1732.5	1	Mid	0.08	0.012	20.42	21.30	1.225	0.015	/
	State2&4		Right Cheek	0	20175	1732.5	1	Mid	0.03	0.067	20.42	21.30	1.225	0.082	/
	State2&4		Right Tilt	0	20175	1732.5	1	Mid	0.08	0.023	20.42	21.30	1.225	0.028	/
	State2&4		Left Cheek	0	20175	1732.5	50	High	0.00	0.053	20.51	21.30	1.199	0.064	/
	State2&4		Left Tilt	0	20175	1732.5	50	High	-0.08	0.000	20.51	21.30	1.199	0.000	/
	State2&4		Right Cheek	0	20175	1732.5	50	High	-0.11	0.068	20.51	21.30	1.199	0.082	/
	State2&4		Right Tilt	0	20175	1732.5	50	High	0.06	0.000	20.51	21.30	1.199	0.000	/
Ant.1	State6	QPSK	Left Cheek	0	20175	1732.5	1	Mid	-0.14	0.039	19.42	20.30	1.225	0.048	/
	State6		Left Tilt	0	20175	1732.5	1	Mid	-0.17	0.000	19.42	20.30	1.225	0.000	/
	State6		Right Cheek	0	20175	1732.5	1	Mid	-0.01	0.058	19.42	20.30	1.225	0.071	/
	State6		Right Tilt	0	20175	1732.5	1	Mid	0.14	0.000	19.42	20.30	1.225	0.000	/
	State6		Left Cheek	0	20175	1732.5	50	High	0.11	0.040	19.52	20.30	1.197	0.048	/
	State6		Left Tilt	0	20175	1732.5	50	High	0.12	0.000	19.52	20.30	1.197	0.000	/
	State6		Right Cheek	0	20175	1732.5	50	High	-0.18	0.055	19.52	20.30	1.197	0.066	/
	State6		Right Tilt	0	20175	1732.5	50	High	-0.16	0.000	19.52	20.30	1.197	0.000	/
Body-worn															
Ant.4	State1&3	QPSK	Front Side	15	20175	1732.5	1	High	-0.15	0.085	22.70	23.20	1.122	0.095	/
	State1&3		Back Side	15	20175	1732.5	1	High	-0.04	0.100	22.70	23.20	1.122	0.112	/
	State1&3		Front Side	15	20175	1732.5	50	Mid	-0.09	0.078	22.64	23.20	1.138	0.089	/
	State1&3		Back Side	15	20175	1732.5	50	Mid	0.06	0.098	22.64	23.20	1.138	0.112	/
Ant.4	State5	QPSK	Front Side	15	20175	1732.5	1	High	-0.06	0.070	21.90	22.40	1.122	0.079	/
	State5		Back Side	15	20175	1732.5	1	High	-0.01	0.081	21.90	22.40	1.122	0.091	/
	State5		Front Side	15	20175	1732.5	50	High	0.09	0.066	21.95	22.40	1.109	0.073	/
	State5		Back Side	15	20175	1732.5	50	High	-0.17	0.082	21.95	22.40	1.109	0.091	/
Ant.5	State1&3	QPSK	Front Side	15	20175	1732.5	1	Mid	-0.17	0.102	23.32	23.80	1.117	0.114	/
	State1&3		Back Side	15	20175	1732.5	1	Mid	-0.16	0.145	23.32	23.80	1.117	0.162	20#
	State1&3		Front Side	15	20175	1732.5	50	Mid	0.12	0.097	23.34	23.80	1.112	0.108	/
	State1&3		Back Side	15	20175	1732.5	50	Mid	-0.18	0.127	23.34	23.80	1.112	0.141	/
Ant.5	State5	QPSK	Front Side	15	20175	1732.5	1	Mid	-0.17	0.085	22.42	23.00	1.143	0.097	/
	State5		Back Side	15	20175	1732.5	1	Mid	-0.10	0.120	22.42	23.00	1.143	0.137	/
	State5		Front Side	15	20175	1732.5	50	Mid	-0.11	0.077	22.52	23.00	1.117	0.086	/
	State5		Back Side	15	20175	1732.5	50	Mid	0.13	0.106	22.52	23.00	1.117	0.118	/
Ant.0	State1&3	QPSK	Front Side	15	20175	1732.5	1	Mid	0.15	0.054	22.63	23.10	1.114	0.060	/
	State1&3		Back Side	15	20175	1732.5	1	Mid	-0.03	0.084	22.63	23.10	1.114	0.094	/
	State1&3		Front Side	15	20175	1732.5	50	Low	-0.11	0.052	22.70	23.10	1.096	0.057	/
	State1&3		Back Side	15	20175	1732.5	50	Low	0.10	0.082	22.70	23.10	1.096	0.090	/
Ant.0	State5	QPSK	Front Side	15	20175	1732.5	1	High	-0.05	0.045	21.80	22.30	1.122	0.050	/

	State5		Back Side	15	20175	1732.5	1	High	0.02	0.075	21.80	22.30	1.122	0.084	/
	State5		Front Side	15	20175	1732.5	50	High	0.03	0.040	21.85	22.30	1.109	0.044	/
	State5		Back Side	15	20175	1732.5	50	High	0.01	0.070	21.85	22.30	1.109	0.078	/
Ant.1	State1&3	QPSK	Front Side	15	20175	1732.5	1	Mid	-0.07	0.023	20.42	21.30	1.225	0.028	/
	State1&3		Back Side	15	20175	1732.5	1	Mid	0.04	0.042	20.42	21.30	1.225	0.051	/
	State1&3		Front Side	15	20175	1732.5	50	High	-0.01	0.019	20.51	21.30	1.199	0.023	/
	State1&3		Back Side	15	20175	1732.5	50	High	-0.01	0.041	20.51	21.30	1.199	0.049	/
Ant.1	State5	QPSK	Front Side	15	20175	1732.5	1	Mid	0.01	0.009	19.42	20.30	1.225	0.011	/
	State5		Back Side	15	20175	1732.5	1	Mid	-0.08	0.031	19.42	20.30	1.225	0.038	/
	State5		Front Side	15	20175	1732.5	50	High	0.04	0.000	19.52	20.30	1.197	0.000	/
	State5		Back Side	15	20175	1732.5	50	High	-0.15	0.029	19.52	20.30	1.197	0.035	/
Hotspot															
Ant.4	State3	QPSK	Front Side	10	20175	1732.5	1	High	-0.08	0.113	22.70	23.20	1.122	0.127	/
	State3		Back Side	10	20175	1732.5	1	High	0.00	0.156	22.70	23.20	1.122	0.175	/
	State3		Right Edge	10	20175	1732.5	1	High	0.12	0.094	22.70	23.20	1.122	0.105	/
	State3		Top Edge	10	20175	1732.5	1	High	-0.130	0.166	22.70	23.20	1.122	0.186	/
	State3		Front Side	10	20175	1732.5	50	Mid	-0.05	0.110	22.64	23.20	1.138	0.125	/
	State3		Back Side	10	20175	1732.5	50	Mid	0.13	0.140	22.64	23.20	1.138	0.159	/
	State3		Right Edge	10	20175	1732.5	50	Mid	0.12	0.087	22.64	23.20	1.138	0.099	/
	State3		Top Edge	10	20175	1732.5	50	Mid	0.05	0.155	22.64	23.20	1.138	0.176	/
Ant.4	State5	QPSK	Front Side	10	20175	1732.5	1	High	0.10	0.092	21.90	22.40	1.122	0.103	/
	State5		Back Side	10	20175	1732.5	1	High	-0.12	0.136	21.90	22.40	1.122	0.153	/
	State5		Right Edge	10	20175	1732.5	1	High	-0.11	0.075	21.90	22.40	1.122	0.084	/
	State5		Top Edge	10	20175	1732.5	1	High	-0.05	0.132	21.90	22.40	1.122	0.148	/
	State5		Front Side	10	20175	1732.5	50	High	0.08	0.085	21.95	22.40	1.109	0.094	/
	State5		Back Side	10	20175	1732.5	50	High	-0.14	0.121	21.95	22.40	1.109	0.134	/
	State5		Right Edge	10	20175	1732.5	50	High	0.01	0.077	21.95	22.40	1.109	0.085	/
	State5		Top Edge	10	20175	1732.5	50	High	-0.02	0.117	21.95	22.40	1.109	0.130	/
Ant.5	State3	QPSK	Front Side	10	20175	1732.5	1	Mid	-0.04	0.206	23.32	23.80	1.117	0.230	/
	State3		Back Side	10	20175	1732.5	1	Mid	-0.06	0.291	23.32	23.80	1.117	0.325	/
	State3		Left Edge	10	20175	1732.5	1	Mid	-0.15	0.531	23.32	23.80	1.117	0.593	21#
	State3		Front Side	10	20175	1732.5	50	Mid	-0.09	0.191	23.34	23.80	1.112	0.212	/
	State3		Back Side	10	20175	1732.5	50	Mid	-0.02	0.265	23.34	23.80	1.112	0.295	/
	State3		Left Edge	10	20175	1732.5	50	Mid	0.15	0.468	23.34	23.80	1.112	0.520	/
Ant.5	State5	QPSK	Front Side	10	20175	1732.5	1	Mid	0.09	0.172	22.42	23.00	1.143	0.197	/
	State5		Back Side	10	20175	1732.5	1	Mid	0.15	0.242	22.42	23.00	1.143	0.277	/
	State5		Left Edge	10	20175	1732.5	1	Mid	-0.18	0.442	22.42	23.00	1.143	0.505	/
	State5		Front Side	10	20175	1732.5	50	Mid	0.14	0.159	22.52	23.00	1.117	0.178	/
	State5		Back Side	10	20175	1732.5	50	Mid	-0.16	0.221	22.52	23.00	1.117	0.247	/
	State5		Left Edge	10	20175	1732.5	50	Mid	-0.01	0.390	22.52	23.00	1.117	0.436	/
Ant.0	State3	QPSK	Front Side	10	20175	1732.5	1	Mid	0.11	0.108	22.63	23.10	1.114	0.120	/
	State3		Back Side	10	20175	1732.5	1	Mid	-0.07	0.185	22.63	23.10	1.114	0.206	/
	State3		Left Edge	10	20175	1732.5	1	Mid	-0.14	0.012	22.63	23.10	1.114	0.013	/

	State3		Right Edge	10	20175	1732.5	1	Mid	-0.13	0.055	22.63	23.10	1.114	0.061	/
	State3		Bottom Edge	10	20175	1732.5	1	Mid	-0.14	0.263	22.63	23.10	1.114	0.293	/
	State3		Front Side	10	20175	1732.5	50	Low	-0.15	0.104	22.70	23.10	1.096	0.114	/
	State3		Back Side	10	20175	1732.5	50	Low	-0.04	0.168	22.70	23.10	1.096	0.184	/
	State3		Left Edge	10	20175	1732.5	50	Low	0.06	0.011	22.70	23.10	1.096	0.012	/
	State3		Right Edge	10	20175	1732.5	50	Low	0.03	0.041	22.70	23.10	1.096	0.045	/
	State3		Bottom Edge	10	20175	1732.5	50	Low	0.14	0.242	22.70	23.10	1.096	0.265	/
Ant.0	State5	QPSK	Front Side	10	20175	1732.5	1	High	0.06	0.092	21.80	22.30	1.122	0.103	/
	State5		Back Side	10	20175	1732.5	1	High	-0.06	0.154	21.80	22.30	1.122	0.173	/
	State5		Left Edge	10	20175	1732.5	1	High	0.14	0.025	21.80	22.30	1.122	0.028	/
	State5		Right Edge	10	20175	1732.5	1	High	0.15	0.045	21.80	22.30	1.122	0.050	/
	State5		Bottom Edge	10	20175	1732.5	1	High	-0.10	0.215	21.80	22.30	1.122	0.241	/
	State5		Front Side	10	20175	1732.5	50	High	0.01	0.077	21.85	22.30	1.109	0.085	/
	State5		Back Side	10	20175	1732.5	50	High	0.14	0.138	21.85	22.30	1.109	0.153	/
	State5		Left Edge	10	20175	1732.5	50	High	0.00	0.025	21.85	22.30	1.109	0.028	/
	State5		Right Edge	10	20175	1732.5	50	High	0.08	0.030	21.85	22.30	1.109	0.033	/
	State5		Bottom Edge	10	20175	1732.5	50	High	0.13	0.204	21.85	22.30	1.109	0.226	/
Ant.1	State3	QPSK	Front Side	10	20175	1732.5	1	Mid	-0.07	0.039	20.42	21.30	1.225	0.048	/
	State3		Back Side	10	20175	1732.5	1	Mid	-0.06	0.052	20.42	21.30	1.225	0.064	/
	State3		Right Edge	10	20175	1732.5	1	Mid	-0.02	0.065	20.42	21.30	1.225	0.080	/
	State3		Front Side	10	20175	1732.5	50	High	-0.11	0.038	20.51	21.30	1.199	0.046	/
	State3		Back Side	10	20175	1732.5	50	High	-0.07	0.049	20.51	21.30	1.199	0.059	/
	State3		Right Edge	10	20175	1732.5	50	High	0.02	0.060	20.51	21.30	1.199	0.072	/
Ant.1	State5	QPSK	Front Side	10	20175	1732.5	1	Mid	0.12	0.030	19.42	20.30	1.225	0.037	/
	State5		Back Side	10	20175	1732.5	1	Mid	0.00	0.039	19.42	20.30	1.225	0.048	/
	State5		Right Edge	10	20175	1732.5	1	Mid	-0.13	0.050	19.42	20.30	1.225	0.061	/
	State5		Front Side	10	20175	1732.5	50	High	0.02	0.030	19.52	20.30	1.197	0.036	/
	State5		Back Side	10	20175	1732.5	50	High	-0.09	0.040	19.52	20.30	1.197	0.048	/
	State5		Right Edge	10	20175	1732.5	50	High	-0.10	0.049	19.52	20.30	1.197	0.059	/

Note: Refer to ANNEX C for the detailed test data for each test configuration.

10.8LTE Band 5 (10MHz Bandwidth)

Antenna	Power Reduction	Mode	Position	Dist. (mm)	Ch.	Freq. (MHz)	RB Num.	RB Start	Power Drift (dB)	1 g Meas SAR (W/kg)	Meas. Power (dBm)	Max. tune-power (dBm)	Scaling Factor	1 g Scaled SAR (W/kg)	Meas. No.
Head															
Ant.1	State2&4	QPSK	Left Cheek	0	20525	836.5	1	High	-0.13	0.239	23.25	23.90	1.161	0.277	/
	State2&4		Left Tilt	0	20525	836.5	1	High	0.00	0.093	23.25	23.90	1.161	0.108	/
	State2&4		Right Cheek	0	20525	836.5	1	High	-0.04	0.408	23.25	23.90	1.161	0.474	22#
	State2&4		Right Tilt	0	20525	836.5	1	High	-0.06	0.132	23.25	23.90	1.161	0.153	/
	State2&4		Left Cheek	0	20525	836.5	25	Mid	-0.14	0.213	23.16	23.80	1.159	0.247	/
	State2&4		Left Tilt	0	20525	836.5	25	Mid	0.13	0.083	23.16	23.80	1.159	0.096	/
	State2&4		Right Cheek	0	20525	836.5	25	Mid	-0.18	0.386	23.16	23.80	1.159	0.447	/
	State2&4		Right Tilt	0	20525	836.5	25	Mid	0.07	0.132	23.16	23.80	1.159	0.153	/
Ant.1	State6	QPSK	Left Cheek	0	20525	836.5	1	Mid	0.02	0.212	22.84	23.50	1.164	0.247	/
	State6		Left Tilt	0	20525	836.5	1	Mid	0.07	0.082	22.84	23.50	1.164	0.095	/
	State6		Right Cheek	0	20525	836.5	1	Mid	-0.06	0.371	22.84	23.50	1.164	0.432	/
	State6		Right Tilt	0	20525	836.5	1	Mid	-0.13	0.123	22.84	23.50	1.164	0.143	/
	State6		Left Cheek	0	20525	836.5	25	Low	0.12	0.196	22.84	23.50	1.164	0.228	/
	State6		Left Tilt	0	20525	836.5	25	Low	-0.13	0.075	22.84	23.50	1.164	0.087	/
	State6		Right Cheek	0	20525	836.5	25	Low	0.01	0.350	22.84	23.50	1.164	0.407	/
	State6		Right Tilt	0	20525	836.5	25	Low	-0.06	0.113	22.84	23.50	1.164	0.132	/
Ant.0	State2&4&6	QPSK	Left Cheek	0	20525	836.5	1	Mid	0.07	0.135	24.21	25.00	1.199	0.162	/
	State2&4&6		Left Tilt	0	20525	836.5	1	Mid	0.00	0.085	24.21	25.00	1.199	0.102	/
	State2&4&6		Right Cheek	0	20525	836.5	1	Mid	0.14	0.125	24.21	25.00	1.199	0.150	/
	State2&4&6		Right Tilt	0	20525	836.5	1	Mid	0.04	0.062	24.21	25.00	1.199	0.074	/
	State2&4&6		Left Cheek	0	20525	836.5	25	High	0.08	0.112	23.31	24.00	1.172	0.131	/
	State2&4&6		Left Tilt	0	20525	836.5	25	High	0.10	0.070	23.31	24.00	1.172	0.082	/
	State2&4&6		Right Cheek	0	20525	836.5	25	High	-0.18	0.105	23.31	24.00	1.172	0.123	/
	State2&4&6		Right Tilt	0	20525	836.5	25	High	0.14	0.056	23.31	24.00	1.172	0.066	/
Body-worn															
Ant.1	State1&3	QPSK	Front Side	15	20525	836.5	1	Low	0.00	0.074	23.36	24.00	1.159	0.086	/
	State1&3		Back Side	15	20525	836.5	1	Low	-0.15	0.121	23.36	24.00	1.159	0.140	23#
	State1&3		Front Side	15	20525	836.5	25	Mid	0.12	0.069	23.11	23.80	1.172	0.081	/
	State1&3		Back Side	15	20525	836.5	25	Mid	0.05	0.116	23.11	23.80	1.172	0.136	/
Ant.1	State5	QPSK	Front Side	15	20525	836.5	1	High	-0.02	0.062	22.51	23.20	1.172	0.073	/
	State5		Back Side	15	20525	836.5	1	High	-0.12	0.102	22.51	23.20	1.172	0.120	/
	State5		Front Side	15	20525	836.5	25	Low	-0.07	0.060	22.54	23.20	1.164	0.070	/
	State5		Back Side	15	20525	836.5	25	Low	-0.17	0.096	22.54	23.20	1.164	0.112	/
Ant.0	State1&3&5	QPSK	Front Side	15	20525	836.5	1	Mid	-0.05	0.091	24.21	25.00	1.199	0.109	/
	State1&3&5		Back Side	15	20525	836.5	1	Mid	-0.12	0.116	24.21	25.00	1.199	0.139	/
	State1&3&5		Front Side	15	20525	836.5	25	High	-0.17	0.077	23.31	24.00	1.172	0.090	/

	State1&3&5		Back Side	15	20525	836.5	25	High	-0.04	0.094	23.31	24.00	1.172	0.110	/
Hotspot															
Ant.1	State3	QPSK	Front Side	10	20525	836.5	1	Low	-0.10	0.142	23.36	24.00	1.159	0.165	/
	State3		Back Side	10	20525	836.5	1	Low	-0.03	0.247	23.36	24.00	1.159	0.286	24#
	State3		Right Edge	10	20525	836.5	1	Low	0.00	0.241	23.36	24.00	1.159	0.279	/
	State3		Front Side	10	20525	836.5	25	Mid	-0.03	0.137	23.11	23.80	1.172	0.161	/
	State3		Back Side	10	20525	836.5	25	Mid	-0.05	0.239	23.11	23.80	1.172	0.280	/
	State3		Right Edge	10	20525	836.5	25	Mid	-0.05	0.236	23.11	23.80	1.172	0.277	/
Ant.1	State5	QPSK	Front Side	10	20525	836.5	1	High	-0.07	0.123	22.51	23.20	1.172	0.144	/
	State5		Back Side	10	20525	836.5	1	High	0.10	0.203	22.51	23.20	1.172	0.238	/
	State5		Right Edge	10	20525	836.5	1	High	0.00	0.194	22.51	23.20	1.172	0.227	/
	State5		Front Side	10	20525	836.5	25	Low	0.05	0.106	22.54	23.20	1.164	0.123	/
	State5		Back Side	10	20525	836.5	25	Low	0.12	0.193	22.54	23.20	1.164	0.225	/
	State5		Right Edge	10	20525	836.5	25	Low	-0.12	0.190	22.54	23.20	1.164	0.221	/
Ant.0	State3&5	QPSK	Front Side	10	20525	836.5	1	Mid	-0.04	0.156	24.21	25.00	1.199	0.187	/
	State3&5		Back Side	10	20525	836.5	1	Mid	-0.12	0.231	24.21	25.00	1.199	0.277	/
	State3&5		Left Edge	10	20525	836.5	1	Mid	0.05	0.012	24.21	25.00	1.199	0.014	/
	State3&5		Right Edge	10	20525	836.5	1	Mid	-0.15	0.088	24.21	25.00	1.199	0.106	/
	State3&5		Bottom Edge	10	20525	836.5	1	Mid	0.14	0.102	24.21	25.00	1.199	0.122	/
	State3&5		Front Side	10	20525	836.5	25	High	-0.13	0.119	23.31	24.00	1.172	0.139	/
	State3&5		Back Side	10	20525	836.5	25	High	-0.04	0.192	23.31	24.00	1.172	0.225	/
	State3&5		Left Edge	10	20525	836.5	25	High	0.11	0.025	23.31	24.00	1.172	0.029	/
	State3&5		Right Edge	10	20525	836.5	25	High	-0.01	0.060	23.31	24.00	1.172	0.070	/
	State3&5		Bottom Edge	10	20525	836.5	25	High	0.10	0.082	23.31	24.00	1.172	0.096	/
Note: Refer to ANNEX C for the detailed test data for each test configuration.															

10.9LTE Band 7 (20MHz Bandwidth)

Antenna	Power Reduction	Mode	Position	Dist. (mm)	Ch.	Freq. (MHz)	RB Num.	RB Start	Power Drift (dB)	1 g Meas SAR (W/kg)	Meas. Power (dBm)	Max. tune-power (dBm)	Scaling Factor	1 g Scaled SAR (W/kg)	Meas. No.
Head															
Ant.4	State2&4	QPSK	Left Cheek	0	21350	2560	1	Low	0.01	0.392	18.27	19.00	1.183	0.464	/
	State2&4		Left Tilt	0	21350	2560	1	Low	0.03	0.421	18.27	19.00	1.183	0.498	/
	State2&4		Right Cheek	0	21350	2560	1	Low	0.07	0.833	18.27	19.00	1.183	0.985	25#
	State2&4		Right Tilt	0	21350	2560	1	Low	-0.11	0.751	18.27	19.00	1.183	0.888	/
	State2&4		Left Cheek	0	21350	2560	50	Mid	0.07	0.380	18.25	19.00	1.189	0.452	/
	State2&4		Left Tilt	0	21350	2560	50	Mid	0.10	0.398	18.25	19.00	1.189	0.473	/
	State2&4		Right Cheek	0	21350	2560	50	Mid	-0.09	0.691	18.25	19.00	1.189	0.822	/
	State2&4		Right Tilt	0	21350	2560	50	Mid	0.08	0.680	18.25	19.00	1.189	0.809	/
	State2&4		Right Cheek	0	20850	2510	1	Low	-0.14	0.668	18.21	19.00	1.199	0.801	/
	State2&4		Right Cheek	0	21100	2535	1	Mid	-0.15	0.781	18.26	19.00	1.186	0.926	/
	State2&4		Right Cheek	0	20850	2510	50	High	-0.16	0.691	18.23	19.00	1.194	0.825	/
	State2&4		Right Cheek	0	21100	2535	50	Mid	-0.06	0.787	18.20	19.00	1.202	0.946	/
	State2&4		Right Cheek	0	21350	2560	100	Low	0.14	0.726	18.23	19.00	1.194	0.867	/
	State2&4		Right Tilt	0	20850	2510	1	Low	0.15	0.600	18.21	19.00	1.199	0.719	/
	State2&4		Right Tilt	0	21100	2535	1	Mid	0.11	0.705	18.26	19.00	1.186	0.836	/
	State2&4		Right Tilt	0	20850	2510	50	High	0.08	0.620	18.23	19.00	1.194	0.740	/
	State2&4		Right Tilt	0	21100	2535	50	Mid	-0.02	0.704	18.20	19.00	1.202	0.846	/
	State2&4		Right Tilt	0	21350	2560	100	Low	-0.08	0.660	18.23	19.00	1.194	0.788	/
Ant.4	State6	QPSK	Left Cheek	0	21350	2560	1	Mid	-0.06	0.358	17.89	18.60	1.178	0.422	/
	State6		Left Tilt	0	21350	2560	1	Mid	-0.07	0.377	17.89	18.60	1.178	0.444	/
	State6		Right Cheek	0	21350	2560	1	Mid	0.01	0.727	17.89	18.60	1.178	0.856	/
	State6		Right Tilt	0	21350	2560	1	Mid	-0.11	0.685	17.89	18.60	1.178	0.807	/
	State6		Left Cheek	0	21350	2560	50	High	0.06	0.346	17.94	18.60	1.164	0.403	/
	State6		Left Tilt	0	21350	2560	50	High	-0.04	0.339	17.94	18.60	1.164	0.395	/
	State6		Right Cheek	0	21350	2560	50	High	-0.16	0.657	17.94	18.60	1.164	0.765	/
	State6		Right Tilt	0	21350	2560	50	High	-0.09	0.599	17.94	18.60	1.164	0.697	/
	State6		Right Cheek	0	20850	2510	1	Low	-0.03	0.610	17.77	18.60	1.164	0.710	/
	State6		Right Cheek	0	21100	2535	1	Mid	0.02	0.741	17.80	18.60	1.202	0.891	/
	State6		Right Cheek	0	20850	2510	50	Low	-0.07	0.456	17.83	18.60	1.194	0.544	/
	State6		Right Cheek	0	21100	2535	50	Low	-0.16	0.578	17.84	18.60	1.191	0.688	/
	State6		Right Cheek	0	21350	2560	100	Low	0.10	0.581	17.88	18.60	1.180	0.686	/
Ant.5	State2&4	QPSK	Left Cheek	0	21100	2535	1	Mid	0.13	0.445	20.87	22.10	1.327	0.591	/
	State2&4		Left Tilt	0	21100	2535	1	Mid	-0.11	0.125	20.87	22.10	1.327	0.166	/
	State2&4		Right Cheek	0	21100	2535	1	Mid	-0.11	0.515	20.87	22.10	1.327	0.683	/
	State2&4		Right Tilt	0	21100	2535	1	Mid	-0.03	0.086	20.87	22.10	1.327	0.114	/
	State2&4		Left Cheek	0	21100	2535	50	High	0.08	0.380	20.91	22.10	1.315	0.500	/

	State2&4		Left Tilt	0	21100	2535	50	High	-0.15	0.117	20.91	22.10	1.315	0.154	/
	State2&4		Right Cheek	0	21100	2535	50	High	-0.03	0.461	20.91	22.10	1.315	0.606	/
	State2&4		Right Tilt	0	21100	2535	50	High	0.02	0.087	20.91	22.10	1.315	0.114	/
Ant.5	State6	QPSK	Left Cheek	0	21100	2535	1	Low	0.12	0.381	20.35	21.50	1.303	0.496	/
	State6		Left Tilt	0	21100	2535	1	Low	0.02	0.112	20.35	21.50	1.303	0.146	/
	State6		Right Cheek	0	21100	2535	1	Low	0.12	0.414	20.35	21.50	1.303	0.539	/
	State6		Right Tilt	0	21100	2535	1	Low	-0.12	0.071	20.35	21.50	1.303	0.093	/
	State6		Left Cheek	0	21100	2535	50	Mid	0.05	0.352	20.31	21.50	1.315	0.463	/
	State6		Left Tilt	0	21100	2535	50	Mid	0.15	0.097	20.31	21.50	1.315	0.128	/
	State6		Right Cheek	0	21100	2535	50	Mid	0.07	0.407	20.31	21.50	1.315	0.535	/
	State6		Right Tilt	0	21100	2535	50	Mid	-0.05	0.070	20.31	21.50	1.315	0.092	/
Ant.0	State2&4&6	QPSK	Left Cheek	0	21100	2535	1	Mid	-0.13	0.191	23.26	24.00	1.186	0.227	/
	State2&4&6		Left Tilt	0	21100	2535	1	Mid	-0.01	0.053	23.26	24.00	1.186	0.063	/
	State2&4&6		Right Cheek	0	21100	2535	1	Mid	-0.03	0.108	23.26	24.00	1.186	0.128	/
	State2&4&6		Right Tilt	0	21100	2535	1	Mid	-0.06	0.081	23.26	24.00	1.186	0.096	/
	State2&4&6		Left Cheek	0	21100	2535	50	Mid	-0.02	0.152	22.28	23.00	1.180	0.179	/
	State2&4&6		Left Tilt	0	21100	2535	50	Mid	0.07	0.047	22.28	23.00	1.180	0.055	/
	State2&4&6		Right Cheek	0	21100	2535	50	Mid	0.12	0.092	22.28	23.00	1.180	0.109	/
	State2&4&6		Right Tilt	0	21100	2535	50	Mid	0.03	0.062	22.28	23.00	1.180	0.073	/
Ant.1	State2&4	QPSK	Left Cheek	0	21100	2535	1	High	0.06	0.669	20.38	21.10	1.180	0.789	/
	State2&4		Left Tilt	0	21100	2535	1	High	-0.11	0.135	20.38	21.10	1.180	0.159	/
	State2&4		Right Cheek	0	21100	2535	1	High	0.05	0.712	20.38	21.10	1.180	0.840	/
	State2&4		Right Tilt	0	21100	2535	1	High	0.15	0.206	20.38	21.10	1.180	0.243	/
	State2&4		Left Cheek	0	21100	2535	50	Mid	0.09	0.651	20.53	21.10	1.140	0.742	/
	State2&4		Left Tilt	0	21100	2535	50	Mid	0.04	0.105	20.53	21.10	1.140	0.120	/
	State2&4		Right Cheek	0	21100	2535	50	Mid	0.12	0.681	20.53	21.10	1.140	0.776	/
	State2&4		Right Tilt	0	21100	2535	50	Mid	-0.16	0.196	20.53	21.10	1.140	0.223	/
	State2&4		Right Cheek	0	20850	2510	1	Mid	0.01	0.658	20.28	21.10	1.208	0.795	/
	State2&4		Right Cheek	0	21350	2560	1	Low	0.06	0.638	20.31	21.10	1.199	0.765	/
	State2&4		Right Cheek	0	21100	2535	100	Low	0.05	0.601	20.32	21.10	1.197	0.719	/
Ant.1	State6	QPSK	Left Cheek	0	21100	2535	1	Mid	-0.10	0.531	19.43	20.10	1.167	0.620	/
	State6		Left Tilt	0	21100	2535	1	Mid	-0.01	0.107	19.43	20.10	1.167	0.125	/
	State6		Right Cheek	0	21100	2535	1	Mid	-0.14	0.541	19.43	20.10	1.167	0.631	/
	State6		Right Tilt	0	21100	2535	1	Mid	-0.07	0.164	19.43	20.10	1.167	0.191	/
	State6		Left Cheek	0	21100	2535	50	Mid	-0.07	0.517	19.57	20.10	1.130	0.584	/
	State6		Left Tilt	0	21100	2535	50	Mid	-0.08	0.085	19.57	20.10	1.130	0.096	/
	State6		Right Cheek	0	21100	2535	50	Mid	0.15	0.538	19.57	20.10	1.130	0.608	/
	State6		Right Tilt	0	21100	2535	50	Mid	-0.01	0.152	19.57	20.10	1.130	0.172	/
Body-worn															
Ant.4	State1&3	QPSK	Front Side	15	21100	2535	1	Low	0.13	0.142	21.78	22.40	1.153	0.164	/
	State1&3		Back Side	15	21100	2535	1	Low	-0.18	0.169	21.78	22.40	1.153	0.195	/

	State1&3		Front Side	15	21100	2535	50	High	0.12	0.138	21.72	22.40	1.169	0.161	/
	State1&3		Back Side	15	21100	2535	50	High	-0.07	0.156	21.72	22.40	1.169	0.182	/
Ant.4	State5	QPSK	Front Side	15	21100	2535	1	Mid	-0.14	0.122	20.95	21.60	1.161	0.142	/
	State5		Back Side	15	21100	2535	1	Mid	0.04	0.132	20.95	21.60	1.161	0.153	/
	State5		Front Side	15	21100	2535	50	Low	-0.02	0.102	20.87	21.60	1.183	0.121	/
	State5		Back Side	15	21100	2535	50	Low	0.12	0.125	20.87	21.60	1.183	0.148	/
Ant.5	State1&3	QPSK	Front Side	15	21100	2535	1	Mid	-0.03	0.138	22.33	23.50	1.309	0.181	/
	State1&3		Back Side	15	21100	2535	1	Mid	0.15	0.234	22.33	23.50	1.309	0.306	26#
	State1&3		Front Side	15	21100	2535	50	Low	-0.16	0.129	21.81	23.00	1.315	0.170	/
	State1&3		Back Side	15	21100	2535	50	Low	-0.01	0.182	21.81	23.00	1.315	0.239	/
Ant.5	State5	QPSK	Front Side	15	21100	2535	1	Low	-0.12	0.126	21.90	23.10	1.318	0.166	/
	State5		Back Side	15	21100	2535	1	Low	-0.03	0.192	21.90	23.10	1.318	0.253	/
	State5		Front Side	15	21100	2535	50	Mid	-0.04	0.121	21.78	23.00	1.324	0.160	/
	State5		Back Side	15	21100	2535	50	Mid	-0.05	0.185	21.78	23.00	1.324	0.245	/
Ant.0	State1&3	QPSK	Front Side	15	21100	2535	1	Low	-0.12	0.056	20.35	21.00	1.161	0.065	/
	State1&3		Back Side	15	21100	2535	1	Low	-0.10	0.071	20.35	21.00	1.161	0.082	/
	State1&3		Front Side	15	21100	2535	50	Mid	-0.09	0.054	20.34	21.00	1.164	0.063	/
	State1&3		Back Side	15	21100	2535	50	Mid	-0.06	0.069	20.34	21.00	1.164	0.080	/
Ant.0	State5	QPSK	Front Side	15	21100	2535	1	Low	-0.05	0.045	19.53	20.20	1.167	0.053	/
	State5		Back Side	15	21100	2535	1	Low	0.06	0.062	19.53	20.20	1.167	0.072	/
	State5		Front Side	15	21100	2535	50	High	0.03	0.039	19.52	20.20	1.169	0.046	/
	State5		Back Side	15	21100	2535	50	High	-0.14	0.060	19.52	20.20	1.169	0.070	/
Ant.1	State1&3	QPSK	Front Side	15	21100	2535	1	High	-0.16	0.097	20.38	21.10	1.180	0.114	/
	State1&3		Back Side	15	21100	2535	1	High	0.07	0.100	20.38	21.10	1.180	0.118	/
	State1&3		Front Side	15	21100	2535	50	Mid	0.07	0.089	20.53	21.10	1.140	0.101	/
	State1&3		Back Side	15	21100	2535	50	Mid	-0.02	0.092	20.53	21.10	1.140	0.105	/
Ant.1	State5	QPSK	Front Side	15	21100	2535	1	Mid	-0.11	0.085	19.60	20.30	1.175	0.100	/
	State5		Back Side	15	21100	2535	1	Mid	-0.17	0.095	19.60	20.30	1.175	0.112	/
	State5		Front Side	15	21100	2535	50	Mid	-0.13	0.082	19.76	20.30	1.132	0.093	/
	State5		Back Side	15	21100	2535	50	Mid	-0.12	0.091	19.76	20.30	1.132	0.103	/
Hotspot															
Ant.4	State3	QPSK	Front Side	10	21100	2535	1	Low	-0.11	0.164	21.78	22.40	1.153	0.189	/
	State3		Back Side	10	21100	2535	1	Low	0.04	0.201	21.78	22.40	1.153	0.232	/
	State3		Right Edge	10	21100	2535	1	Low	-0.03	0.102	21.78	22.40	1.153	0.118	/
	State3		Top Edge	10	21100	2535	1	Low	0.01	0.260	21.78	22.40	1.153	0.300	/
	State3		Front Side	10	21100	2535	50	High	-0.13	0.160	21.72	22.40	1.169	0.187	/
	State3		Back Side	10	21100	2535	50	High	0.08	0.196	21.72	22.40	1.169	0.229	/
	State3		Right Edge	10	21100	2535	50	High	-0.04	0.101	21.72	22.40	1.169	0.118	/
	State3		Top Edge	10	21100	2535	50	High	0.01	0.234	21.72	22.40	1.169	0.274	/
Ant.4	State5	QPSK	Front Side	10	21100	2535	1	Mid	-0.08	0.370	20.95	21.60	1.161	0.430	/
	State5		Back Side	10	21100	2535	1	Mid	-0.04	0.168	20.95	21.60	1.161	0.195	/
	State5		Right Edge	10	21100	2535	1	Mid	0.15	0.081	20.95	21.60	1.161	0.094	/
	State5		Top Edge	10	21100	2535	1	Mid	0.07	0.210	20.95	21.60	1.161	0.244	/

	State5		Front Side	10	21100	2535	50	Low	-0.12	0.358	20.87	21.60	1.183	0.424	/
	State5		Back Side	10	21100	2535	50	Low	0.03	0.165	20.87	21.60	1.183	0.195	/
	State5		Right Edge	10	21100	2535	50	Low	0.06	0.080	20.87	21.60	1.183	0.095	/
	State5		Top Edge	10	21100	2535	50	Low	-0.18	0.185	20.87	21.60	1.183	0.219	/
Ant.5	State3	QPSK	Front Side	10	21100	2535	1	Mid	0.14	0.220	22.33	23.50	1.309	0.288	/
	State3		Back Side	10	21100	2535	1	Mid	0.13	0.322	22.33	23.50	1.309	0.421	/
	State3		Left Edge	10	21100	2535	1	Mid	-0.10	0.679	22.33	23.50	1.309	0.889	27#
	State3		Left Edge	10	20850	2510	1	Mid	0.04	0.603	22.20	23.50	1.349	0.813	/
	State3		Left Edge	10	21350	2560	1	Low	-0.01	0.598	22.19	23.50	1.352	0.808	/
	State3		Front Side	10	21100	2535	50	Low	0.00	0.199	21.81	23.00	1.315	0.262	/
	State3		Back Side	10	21100	2535	50	Low	-0.03	0.306	21.81	23.00	1.315	0.402	/
	State3		Left Edge	10	21100	2535	50	Low	0.03	0.536	21.81	23.00	1.315	0.705	/
	State3		Left Edge	10	21100	2535	100	Low	-0.03	0.552	21.81	23.00	1.315	0.726	/
Ant.5	State5	QPSK	Front Side	10	21100	2535	1	Low	-0.12	0.200	21.90	23.10	1.318	0.264	/
	State5		Back Side	10	21100	2535	1	Low	-0.07	0.291	21.90	23.10	1.318	0.384	/
	State5		Left Edge	10	21100	2535	1	Low	0.07	0.541	21.90	23.10	1.318	0.713	/
	State5		Front Side	10	21100	2535	50	Mid	-0.02	0.177	21.78	23.00	1.324	0.234	/
	State5		Back Side	10	21100	2535	50	Mid	0.08	0.278	21.78	23.00	1.324	0.368	/
	State5		Left Edge	10	21100	2535	50	Mid	0.11	0.484	21.78	23.00	1.324	0.641	/
Ant.0	State3	QPSK	Front Side	10	21100	2535	1	Low	0.13	0.172	20.35	21.00	1.161	0.200	/
	State3		Back Side	10	21100	2535	1	Low	-0.08	0.284	20.35	21.00	1.161	0.330	/
	State3		Left Edge	10	21100	2535	1	Low	0.08	0.026	20.35	21.00	1.161	0.030	/
	State3		Right Edge	10	21100	2535	1	Low	-0.02	0.110	20.35	21.00	1.161	0.128	/
	State3		Bottom Edge	10	21100	2535	1	Low	-0.12	0.745	20.35	21.00	1.161	0.865	/
	State3		Front Side	10	21100	2535	50	Mid	-0.11	0.148	20.34	21.00	1.164	0.172	/
	State3		Back Side	10	21100	2535	50	Mid	-0.18	0.276	20.34	21.00	1.164	0.321	/
	State3		Left Edge	10	21100	2535	50	Mid	-0.15	0.024	20.34	21.00	1.164	0.028	/
	State3		Right Edge	10	21100	2535	50	Mid	0.13	0.089	20.34	21.00	1.164	0.104	/
	State3		Bottom Edge	10	21100	2535	50	Mid	0.04	0.681	20.34	21.00	1.164	0.793	/
	State3		Bottom Edge	10	20850	2510	1	Mid	0.01	0.686	20.25	21.00	1.189	0.816	/
	State3		Bottom Edge	10	21350	2560	1	Low	-0.02	0.620	20.23	21.00	1.194	0.740	/
	State3		Bottom Edge	10	20850	2510	50	Low	-0.02	0.528	20.29	21.00	1.178	0.622	/
	State3		Bottom Edge	10	21350	2560	50	Mid	0.13	0.516	20.33	21.00	1.167	0.602	/
State3	Bottom Edge	10	21350	2560	100	Low	0.13	0.549	20.22	21.00	1.197	0.657	/		
Ant.0	State5	QPSK	Front Side	10	21100	2535	1	Low	-0.18	0.143	19.53	20.20	1.167	0.167	/
	State5		Back Side	10	21100	2535	1	Low	-0.01	0.236	19.53	20.20	1.167	0.275	/
	State5		Left Edge	10	21100	2535	1	Low	-0.11	0.022	19.53	20.20	1.167	0.026	/
	State5		Right Edge	10	21100	2535	1	Low	0.11	0.092	19.53	20.20	1.167	0.107	/
	State5		Bottom Edge	10	21100	2535	1	Low	0.15	0.571	19.53	20.20	1.167	0.666	/
	State5		Front Side	10	21100	2535	50	High	0.14	0.117	19.52	20.20	1.169	0.137	/
	State5		Back Side	10	21100	2535	50	High	-0.02	0.224	19.52	20.20	1.169	0.262	/
	State5		Left Edge	10	21100	2535	50	High	-0.03	0.021	19.52	20.20	1.169	0.025	/
	State5		Right Edge	10	21100	2535	50	High	0.02	0.071	19.52	20.20	1.169	0.083	/

	State5		Bottom Edge	10	21100	2535	50	High	-0.12	0.531	19.52	20.20	1.169	0.621	/
Ant.1	State3	QPSK	Front Side	10	21100	2535	1	High	0.12	0.165	20.38	21.10	1.180	0.195	/
	State3		Back Side	10	21100	2535	1	High	0.13	0.209	20.38	21.10	1.180	0.247	/
	State3		Right Edge	10	21100	2535	1	High	0.04	0.421	20.38	21.10	1.180	0.497	/
	State3		Front Side	10	21100	2535	50	Mid	-0.13	0.159	20.53	21.10	1.140	0.181	/
	State3		Back Side	10	21100	2535	50	Mid	-0.16	0.202	20.53	21.10	1.140	0.230	/
	State3		Right Edge	10	21100	2535	50	Mid	-0.06	0.417	20.53	21.10	1.140	0.475	/
Ant.1	State3	QPSK	Front Side	10	21100	2535	1	Mid	-0.16	0.132	19.60	20.30	1.175	0.155	/
	State3		Back Side	10	21100	2535	1	Mid	-0.16	0.176	19.60	20.30	1.175	0.207	/
	State3		Right Edge	10	21100	2535	1	Mid	-0.15	0.349	19.60	20.30	1.175	0.410	/
	State3		Front Side	10	21100	2535	50	Mid	0.01	0.128	19.76	20.30	1.132	0.145	/
	State3		Back Side	10	21100	2535	50	Mid	0.06	0.177	19.76	20.30	1.132	0.200	/
	State3		Right Edge	10	21100	2535	50	Mid	-0.06	0.340	19.76	20.30	1.132	0.385	/

Note: Refer to ANNEX C for the detailed test data for each test configuration.

Antenna	Power Reduction	Mode	Position	Dist. (mm)	Ch.	Freq. (MHz)	RB Num.	RB Start	Power Drift (dB)	10g Meas SAR (W/kg)	Meas. Power (dBm)	Max. tune-power (dBm)	Scaling Factor	10g Scaled SAR (W/kg)	Meas. No.
Specific															
Ant.0	State3	QPSK	Bottom Edge	0	21100	2535	1	Low	0.01	0.802	20.35	21.00	1.161	0.931	28#
	State3		Bottom Edge	0	21100	2535	50	Mid	0.05	0.765	20.34	21.00	1.164	0.890	/
Ant.0	State5		Bottom Edge	0	21100	2535	1	Low	-0.06	0.745	19.53	20.20	1.167	0.869	/
	State5		Bottom Edge	0	21100	2535	50	High	0.05	0.708	19.52	20.20	1.169	0.828	/

Note: Refer to ANNEX C for the detailed test data for each test configuration.

10.10 LTE Band 7 Worse case for CA Test

Antenna	Power Reduction	Mode	Position	Dist. (mm)	Ch.	Freq. (MHz)	RB Num.	RB Start	Power Drift (dB)	1 g Meas SAR (W/kg)	Meas. Power (dBm)	Max. tune-power (dBm)	Scaling Factor	1 g Scaled SAR (W/kg)	Meas. No.
Head-CA															
Ant.4	State2&4	QPSK	Right Cheek	0	21350 +21152	2560 +2540.2	1+1	Low +High	-0.06	0.756	18.20	19.00	1.202	0.909	/
Body-worn-CA															
Ant.5	State1&3	QPSK	Back Side	15	21100 +21298	2535 +2554.8	1+1	High +Low	-0.02	0.218	22.33	23.50	1.309	0.285	/
Hotspot-CA															
Ant.5	State3	QPSK	Left Edge	10	21100 +21298	2535 +2554.8	1+1	High +Low	-0.04	0.652	22.33	23.50	1.309	0.853	/
Note: Refer to ANNEX C for the detailed test data for each test configuration.															

Antenna	Power Reduction	Mode	Position	Dist. (mm)	Ch.	Freq. (MHz)	RB Num.	RB Start	Power Drift (dB)	10g Meas SAR (W/kg)	Meas. Power (dBm)	Max. tune-power (dBm)	Scaling Factor	10g Scaled SAR (W/kg)	Meas. No.
Specific-CA															
Ant.0	State3	QPSK	Bottom Edge	0	21100 +21298	2535 +2554.8	1+1	High +Low	0.06	0.726	20.06	21.00	1.242	0.902	/
Note: Refer to ANNEX C for the detailed test data for each test configuration.															

10.11 LTE Band 12 (10MHz Bandwidth)

Antenna	Power Reduction	Mode	Position	Dist. (mm)	Ch.	Freq. (MHz)	RB Num.	RB Start	Power Drift (dB)	1 g Meas SAR (W/kg)	Meas. Power (dBm)	Max. tune-power (dBm)	Scaling Factor	1 g Scaled SAR (W/kg)	Meas. No.
Head															
Ant.1	State2&4&6	QPSK	Left Cheek	0	23095	707.5	1	Mid	-0.17	0.323	24.13	24.80	1.167	0.377	/
	State2&4&6		Left Tilt	0	23095	707.5	1	Mid	0.09	0.140	24.13	24.80	1.167	0.163	/
	State2&4&6		Right Cheek	0	23095	707.5	1	Mid	-0.01	0.564	24.13	24.80	1.167	0.658	29#
	State2&4&6		Right Tilt	0	23095	707.5	1	Mid	0.06	0.196	24.13	24.80	1.167	0.229	/
	State2&4&6		Left Cheek	0	23095	707.5	25	Low	0.13	0.271	23.20	23.80	1.148	0.311	/
	State2&4&6		Left Tilt	0	23095	707.5	25	Low	-0.09	0.122	23.20	23.80	1.148	0.140	/
	State2&4&6		Right Cheek	0	23095	707.5	25	Low	0.10	0.481	23.20	23.80	1.148	0.552	/
	State2&4&6		Right Tilt	0	23095	707.5	25	Low	-0.01	0.172	23.20	23.80	1.148	0.197	/
Ant.0	State2&4&6	QPSK	Left Cheek	0	23095	707.5	1	Mid	0.14	0.142	24.32	25.00	1.169	0.166	/
	State2&4&6		Left Tilt	0	23095	707.5	1	Mid	0.15	0.098	24.32	25.00	1.169	0.115	/
	State2&4&6		Right Cheek	0	23095	707.5	1	Mid	-0.03	0.154	24.32	25.00	1.169	0.180	/
	State2&4&6		Right Tilt	0	23095	707.5	1	Mid	0.09	0.092	24.32	25.00	1.169	0.108	/
	State2&4&6		Left Cheek	0	23095	707.5	25	High	0.14	0.125	23.27	24.00	1.183	0.148	/
	State2&4&6		Left Tilt	0	23095	707.5	25	High	0.07	0.081	23.27	24.00	1.183	0.096	/
	State2&4&6		Right Cheek	0	23095	707.5	25	High	-0.13	0.131	23.27	24.00	1.183	0.155	/
	State2&4&6		Right Tilt	0	23095	707.5	25	High	-0.14	0.075	23.27	24.00	1.183	0.089	/
Body-worn															
Ant.1	State1&3	QPSK	Front Side	15	23095	707.5	1	Mid	-0.14	0.105	24.13	24.80	1.167	0.123	/
	State1&3		Back Side	15	23095	707.5	1	Mid	0.01	0.172	24.13	24.80	1.167	0.201	/
	State1&3		Front Side	15	23095	707.5	25	Mid	-0.11	0.096	23.20	23.80	1.148	0.110	/
	State1&3		Back Side	15	23095	707.5	25	Mid	-0.01	0.142	23.20	23.80	1.148	0.163	/
Ant.1	State5	QPSK	Front Side	15	23095	707.5	1	Low	-0.09	0.091	23.61	24.30	1.172	0.107	/
	State5		Back Side	15	23095	707.5	1	Low	0.09	0.154	23.61	24.30	1.172	0.180	/
	State5		Front Side	15	23095	707.5	25	Mid	0.05	0.085	22.91	23.80	1.227	0.104	/
	State5		Back Side	15	23095	707.5	25	Mid	-0.06	0.132	22.91	23.80	1.227	0.162	/
Ant.0	State1&3&5	QPSK	Front Side	15	23095	707.5	1	Mid	-0.03	0.151	24.32	25.00	1.169	0.177	/
	State1&3&5		Back Side	15	23095	707.5	1	Mid	0.07	0.180	24.32	25.00	1.169	0.210	30#
	State1&3&5		Front Side	15	23095	707.5	25	High	-0.01	0.120	23.27	24.00	1.183	0.142	/
	State1&3&5		Back Side	15	23095	707.5	25	High	0.01	0.165	23.27	24.00	1.183	0.195	/
Hotspot															
Ant.1	State3	QPSK	Front Side	10	23095	707.5	1	Mid	-0.01	0.184	24.13	24.80	1.167	0.215	/
	State3		Back Side	10	23095	707.5	1	Mid	-0.03	0.316	24.13	24.80	1.167	0.369	31#
	State3		Right Edge	10	23095	707.5	1	Mid	-0.16	0.302	24.13	24.80	1.167	0.352	/
	State3		Front Side	10	23095	707.5	25	Mid	0.14	0.158	23.20	24.80	1.445	0.228	/
	State3		Back Side	10	23095	707.5	25	Mid	-0.17	0.251	23.20	24.80	1.445	0.363	/

	State3		Right Edge	10	23095	707.5	25	Mid	0.11	0.242	23.20	24.80	1.445	0.350	/
Ant.1	State5	QPSK	Front Side	10	23095	707.5	1	Low	-0.09	0.164	23.61	24.30	1.172	0.192	/
	State5		Back Side	10	23095	707.5	1	Low	0.03	0.289	23.61	24.30	1.172	0.339	/
	State5		Right Edge	10	23095	707.5	1	Low	0.05	0.275	23.61	24.30	1.172	0.322	/
	State5		Front Side	10	23095	707.5	25	Mid	0.14	0.140	22.91	23.80	1.227	0.172	/
	State5		Back Side	10	23095	707.5	25	Mid	0.14	0.254	22.91	23.80	1.227	0.312	/
	State5		Right Edge	10	23095	707.5	25	Mid	0.14	0.241	22.91	23.80	1.227	0.296	/
Ant.0	State3&5	QPSK	Front Side	10	23095	707.5	1	Mid	0.06	0.192	24.32	25.00	1.169	0.224	/
	State3&5		Back Side	10	23095	707.5	1	Mid	0.14	0.284	24.32	25.00	1.169	0.332	/
	State3&5		Left Edge	10	23095	707.5	1	Mid	0.09	0.125	24.32	25.00	1.169	0.146	/
	State3&5		Right Edge	10	23095	707.5	1	Mid	-0.12	0.110	24.32	25.00	1.169	0.129	/
	State3&5		Bottom Edge	10	23095	707.5	1	Mid	0.12	0.129	24.32	25.00	1.169	0.151	/
	State3&5		Front Side	10	23095	707.5	25	High	-0.08	0.162	23.27	24.00	1.183	0.192	/
	State3&5		Back Side	10	23095	707.5	25	High	-0.08	0.241	23.27	24.00	1.183	0.285	/
	State3&5		Left Edge	10	23095	707.5	25	High	-0.03	0.068	23.27	24.00	1.183	0.080	/
	State3&5		Right Edge	10	23095	707.5	25	High	0.03	0.079	23.27	24.00	1.183	0.093	/
	State3&5		Bottom Edge	10	23095	707.5	25	High	-0.10	0.122	23.27	24.00	1.183	0.144	/

Note: Refer to ANNEX C for the detailed test data for each test configuration.

10.12 LTE Band 13 (10MHz Bandwidth)

Antenna	Power Reduction	Mode	Position	Dist. (mm)	Ch.	Freq. (MHz)	RB Num.	RB Start	Power Drift (dB)	1 g Meas SAR (W/kg)	Meas. Power (dBm)	Max. tune-power (dBm)	Scaling Factor	1 g Scaled SAR (W/kg)	Meas. No.
Head															
Ant.1	State2&4&6	QPSK	Left Cheek	0	23230	782	1	Mid	-0.01	0.306	23.10	23.80	1.175	0.360	/
	State2&4&6		Left Tilt	0	23230	782	1	Mid	-0.10	0.132	23.10	23.80	1.175	0.155	/
	State2&4&6		Right Cheek	0	23230	782	1	Mid	-0.03	0.666	23.10	23.80	1.175	0.783	32#
	State2&4&6		Right Tilt	0	23230	782	1	Mid	-0.17	0.187	23.10	23.80	1.175	0.220	/
	State2&4&6		Left Cheek	0	23230	782	25	Mid	0.05	0.258	22.13	22.80	1.167	0.301	/
	State2&4&6		Left Tilt	0	23230	782	25	Mid	-0.04	0.115	22.13	22.80	1.167	0.134	/
	State2&4&6		Right Cheek	0	23230	782	25	Mid	-0.09	0.514	22.13	22.80	1.167	0.600	/
	State2&4&6		Right Tilt	0	23230	782	25	Mid	0.07	0.160	22.13	22.80	1.167	0.187	/
Ant.0	State2&4&6	QPSK	Left Cheek	0	23230	782	1	High	0.13	0.136	23.02	24.00	1.253	0.170	/
	State2&4&6		Left Tilt	0	23230	782	1	High	-0.18	0.092	23.02	24.00	1.253	0.115	/
	State2&4&6		Right Cheek	0	23230	782	1	High	0.03	0.139	23.02	24.00	1.253	0.174	/
	State2&4&6		Right Tilt	0	23230	782	1	High	-0.09	0.091	23.02	24.00	1.253	0.114	/
	State2&4&6		Left Cheek	0	23230	782	25	High	0.00	0.079	22.02	23.00	1.253	0.099	/
	State2&4&6		Left Tilt	0	23230	782	25	High	-0.01	0.012	22.02	23.00	1.253	0.015	/
	State2&4&6		Right Cheek	0	23230	782	25	High	-0.17	0.123	22.02	23.00	1.253	0.154	/
	State2&4&6		Right Tilt	0	23230	782	25	High	-0.04	0.072	22.02	23.00	1.253	0.090	/
Body-worn															
Ant.1	State1&3	QPSK	Front Side	15	23230	782	1	Mid	-0.04	0.102	23.10	23.80	1.175	0.120	/
	State1&3		Back Side	15	23230	782	1	Mid	-0.01	0.248	23.10	23.80	1.175	0.291	33#
	State1&3		Front Side	15	23230	782	25	Mid	-0.04	0.085	22.13	22.80	1.167	0.099	/
	State1&3		Back Side	15	23230	782	25	Mid	-0.10	0.152	22.13	22.80	1.167	0.177	/
Ant.1	State5	QPSK	Front Side	15	23230	782	1	Low	0.13	0.091	22.19	23.30	1.291	0.117	/
	State5		Back Side	15	23230	782	1	Low	-0.15	0.201	22.19	23.30	1.291	0.259	/
	State5		Front Side	15	23230	782	25	Mid	0.06	0.075	21.64	22.80	1.306	0.098	/
	State5		Back Side	15	23230	782	25	Mid	0.02	0.132	21.64	22.80	1.306	0.172	/
Ant.0	State1&3&5	QPSK	Front Side	15	23230	782	1	High	-0.04	0.086	23.02	24.00	1.253	0.108	/
	State1&3&5		Back Side	15	23230	782	1	High	0.11	0.109	23.02	24.00	1.253	0.137	/
	State1&3&5		Front Side	15	23230	782	25	High	0.02	0.049	22.02	23.00	1.253	0.061	/
	State1&3&5		Back Side	15	23230	782	25	High	-0.14	0.059	22.02	23.00	1.253	0.074	/
Hotspot															
Ant.1	State3	QPSK	Front Side	10	23230	782	1	Mid	0.11	0.232	23.10	23.80	1.175	0.273	/
	State3		Back Side	10	23230	782	1	Mid	0.04	0.452	23.10	23.80	1.175	0.531	34#
	State3		Right Edge	10	23230	782	1	Mid	0.02	0.374	23.10	23.80	1.175	0.439	/
	State3		Front Side	10	23230	782	25	Mid	0.09	0.171	22.13	22.80	1.167	0.200	/
	State3		Back Side	10	23230	782	25	Mid	0.00	0.342	22.13	22.80	1.167	0.399	/
	State3		Right Edge	10	23230	782	25	Mid	0.07	0.287	22.13	22.80	1.167	0.335	/

Ant.1	State5	QPSK	Front Side	10	23230	782	1	Low	-0.02	0.202	22.19	23.30	1.291	0.261	/
	State5		Back Side	10	23230	782	1	Low	0.11	0.395	22.19	23.30	1.291	0.510	/
	State5		Right Edge	10	23230	782	1	Low	-0.13	0.357	22.19	23.30	1.291	0.461	/
	State5		Front Side	10	23230	782	25	Mid	0.04	0.162	21.64	22.80	1.306	0.212	/
	State5		Back Side	10	23230	782	25	Mid	0.01	0.321	21.64	22.80	1.306	0.419	/
	State5		Right Edge	10	23230	782	25	Mid	0.13	0.267	21.64	22.80	1.306	0.349	/
Ant.0	State3&5	QPSK	Front Side	10	23230	782	1	High	-0.11	0.152	23.02	24.00	1.253	0.190	/
	State3&5		Back Side	10	23230	782	1	High	-0.18	0.211	23.02	24.00	1.253	0.264	/
	State3&5		Left Edge	10	23230	782	1	High	-0.03	0.025	23.02	24.00	1.253	0.031	/
	State3&5		Right Edge	10	23230	782	1	High	-0.06	0.056	23.02	24.00	1.253	0.070	/
	State3&5		Bottom Edge	10	23230	782	1	High	-0.06	0.074	23.02	24.00	1.253	0.093	/
	State3&5		Front Side	10	23230	782	25	High	-0.06	0.119	22.02	23.00	1.253	0.149	/
	State3&5		Back Side	10	23230	782	25	High	-0.18	0.164	22.02	23.00	1.253	0.205	/
	State3&5		Left Edge	10	23230	782	25	High	0.05	0.000	22.02	23.00	1.253	0.000	/
	State3&5		Right Edge	10	23230	782	25	High	0.13	0.034	22.02	23.00	1.253	0.043	/
	State3&5		Bottom Edge	10	23230	782	25	High	-0.17	0.070	22.02	23.00	1.253	0.088	/

Note: Refer to ANNEX C for the detailed test data for each test configuration.

10.13 LTE Band 17 (10MHz Bandwidth)

Antenna	Power Reduction	Mode	Position	Dist. (mm)	Ch.	Freq. (MHz)	RB Num.	RB Start	Power Drift (dB)	1 g Meas SAR (W/kg)	Meas. Power (dBm)	Max. tune-power (dBm)	Scaling Factor	1 g Scaled SAR (W/kg)	Meas. No.
Head															
Ant.1	State2&4&6	QPSK	Left Cheek	0	23780	709	1	Low	-0.13	0.264	24.35	24.80	1.109	0.293	/
	State2&4&6		Left Tilt	0	23780	709	1	Low	0.05	0.116	24.35	24.80	1.109	0.129	/
	State2&4&6		Right Cheek	0	23780	709	1	Low	0.02	0.586	24.35	24.80	1.109	0.650	35#
	State2&4&6		Right Tilt	0	23780	709	1	Low	-0.05	0.164	24.35	24.80	1.109	0.182	/
	State2&4&6		Left Cheek	0	23780	709	25	Mid	-0.01	0.224	23.25	23.80	1.135	0.254	/
	State2&4&6		Left Tilt	0	23780	709	25	Mid	-0.08	0.102	23.25	23.80	1.135	0.116	/
	State2&4&6		Right Cheek	0	23780	709	25	Mid	0.13	0.425	23.25	23.80	1.135	0.482	/
	State2&4&6		Right Tilt	0	23780	709	25	Mid	0.05	0.150	23.25	23.80	1.135	0.170	/
Ant.0	State2&4&6	QPSK	Left Cheek	0	23780	709	1	High	-0.06	0.116	24.14	25.00	1.219	0.141	/
	State2&4&6		Left Tilt	0	23780	709	1	High	0.08	0.080	24.14	25.00	1.219	0.098	/
	State2&4&6		Right Cheek	0	23780	709	1	High	0.13	0.125	24.14	25.00	1.219	0.152	/
	State2&4&6		Right Tilt	0	23780	709	1	High	0.05	0.072	24.14	25.00	1.219	0.088	/
	State2&4&6		Left Cheek	0	23780	709	25	Low	-0.14	0.069	23.11	24.00	1.227	0.085	/
	State2&4&6		Left Tilt	0	23780	709	25	Low	0.14	0.010	23.11	24.00	1.227	0.012	/
	State2&4&6		Right Cheek	0	23780	709	25	Low	-0.17	0.108	23.11	24.00	1.227	0.133	/
	State2&4&6		Right Tilt	0	23780	709	25	Low	0.12	0.063	23.11	24.00	1.227	0.077	/
Body-worn															
Ant.1	State1&3	QPSK	Front Side	15	23780	709	1	Low	-0.02	0.094	24.35	24.80	1.109	0.104	/
	State1&3		Back Side	15	23780	709	1	Low	0.06	0.157	24.35	24.80	1.109	0.174	36#
	State1&3		Front Side	15	23780	709	25	Mid	-0.07	0.078	23.25	23.80	1.135	0.089	/
	State1&3		Back Side	15	23780	709	25	Mid	-0.02	0.120	23.25	23.80	1.135	0.136	/
Ant.1	State5	QPSK	Front Side	15	23780	709	1	Low	-0.08	0.082	23.69	24.30	1.151	0.094	/
	State5		Back Side	15	23780	709	1	Low	-0.09	0.125	23.69	24.30	1.151	0.144	/
	State5		Front Side	15	23780	709	25	High	0.15	0.065	23.00	23.80	1.202	0.078	/
	State5		Back Side	15	23780	709	25	High	0.06	0.112	23.00	23.80	1.202	0.135	/
Ant.0	State1&3&5	QPSK	Front Side	15	23780	709	1	High	-0.06	0.099	24.14	25.00	1.219	0.121	/
	State1&3&5		Back Side	15	23780	709	1	High	0.00	0.134	24.14	25.00	1.219	0.163	/
	State1&3&5		Front Side	15	23780	709	25	Low	0.09	0.082	23.11	24.00	1.227	0.101	/
	State1&3&5		Back Side	15	23780	709	25	Low	-0.17	0.115	23.11	24.00	1.227	0.141	/
Hotspot															
Ant.1	State3	QPSK	Front Side	10	23780	709	1	Low	-0.06	0.172	24.35	24.80	1.109	0.191	/
	State3		Back Side	10	23780	709	1	Low	0.03	0.317	24.35	24.80	1.109	0.352	37#
	State3		Right Edge	10	23780	709	1	Low	-0.03	0.264	24.35	24.80	1.109	0.293	/
	State3		Front Side	10	23780	709	25	Mid	0.08	0.128	23.25	23.80	1.135	0.145	/
	State3		Back Side	10	23780	709	25	Mid	0.11	0.278	23.25	23.80	1.135	0.316	/
	State3		Right Edge	10	23780	709	25	Mid	0.01	0.259	23.25	23.80	1.135	0.294	/

Ant.1	State5	QPSK	Front Side	10	23780	709	1	Low	0.03	0.162	23.69	24.30	1.151	0.186	/
	State5		Back Side	10	23780	709	1	Low	-0.08	0.298	23.69	24.30	1.151	0.343	/
	State5		Right Edge	10	23780	709	1	Low	0.10	0.245	23.69	24.30	1.151	0.282	/
	State5		Front Side	10	23780	709	25	High	-0.03	0.105	23.00	23.80	1.202	0.126	/
	State5		Back Side	10	23780	709	25	High	0.04	0.256	23.00	23.80	1.202	0.308	/
	State5		Right Edge	10	23780	709	25	High	-0.16	0.236	23.00	23.80	1.202	0.284	/
Ant.0	State3&5	QPSK	Front Side	10	23780	709	1	High	-0.12	0.162	24.14	25.00	1.219	0.197	/
	State3&5		Back Side	10	23780	709	1	High	0.05	0.265	24.14	25.00	1.219	0.323	/
	State3&5		Left Edge	10	23780	709	1	High	0.03	0.062	24.14	25.00	1.219	0.076	/
	State3&5		Right Edge	10	23780	709	1	High	0.13	0.102	24.14	25.00	1.219	0.124	/
	State3&5		Bottom Edge	10	23780	709	1	High	-0.15	0.125	24.14	25.00	1.219	0.152	/
	State3&5		Front Side	10	23780	709	25	Low	-0.03	0.145	23.11	24.00	1.227	0.178	/
	State3&5		Back Side	10	23780	709	25	Low	0.14	0.215	23.11	24.00	1.227	0.264	/
	State3&5		Left Edge	10	23780	709	25	Low	-0.10	0.030	23.11	24.00	1.227	0.037	/
	State3&5		Right Edge	10	23780	709	25	Low	-0.07	0.062	23.11	24.00	1.227	0.076	/
	State3&5		Bottom Edge	10	23780	709	25	Low	-0.12	0.112	23.11	24.00	1.227	0.137	/

Note: Refer to ANNEX C for the detailed test data for each test configuration.

10.14 LTE Band 26 (15MHz Bandwidth)

Antenna	Power Reduction	Mode	Position	Dist. (mm)	Ch.	Freq. (MHz)	RB Num.	RB Start	Power Drift (dB)	1 g Meas SAR (W/kg)	Meas. Power (dBm)	Max. tune-power (dBm)	Scaling Factor	1 g Scaled SAR (W/kg)	Meas. No.
Head															
Ant.1	State2&4	QPSK	Left Cheek	0	26865	831.5	1	Low	-0.03	0.365	22.16	22.90	1.186	0.433	/
	State2&4		Left Tilt	0	26865	831.5	1	Low	-0.06	0.159	22.16	22.90	1.186	0.189	/
	State2&4		Right Cheek	0	26865	831.5	1	Low	0.01	0.716	22.16	22.90	1.186	0.849	38#
	State2&4		Right Tilt	0	26865	831.5	1	Low	0.08	0.226	22.16	22.90	1.186	0.268	/
	State2&4		Right Cheek	0	26765	821.5	1	Mid	-0.05	0.678	22.12	22.90	1.197	0.812	/
	State2&4		Right Cheek	0	26965	841.5	1	High	0.12	0.643	22.06	22.90	1.213	0.780	/
	State2&4		Left Cheek	0	26865	831.5	36	Low	-0.08	0.359	22.24	22.90	1.164	0.418	/
	State2&4		Left Tilt	0	26865	831.5	36	Low	-0.06	0.161	22.24	22.90	1.164	0.187	/
	State2&4		Right Cheek	0	26865	831.5	36	Low	-0.09	0.674	22.24	22.90	1.164	0.785	/
	State2&4		Right Tilt	0	26865	831.5	36	Low	-0.01	0.218	22.24	22.90	1.164	0.254	/
	State2&4		Right Cheek	0	26865	831.5	75	Low	0.05	0.604	22.06	22.90	1.213	0.733	/
	Ant.1		State6	QPSK	Left Cheek	0	26865	831.5	1	Low	-0.09	0.320	21.66	22.50	1.213
State6		Left Tilt	0		26865	831.5	1	Low	-0.14	0.135	21.66	22.50	1.213	0.164	/
State6		Right Cheek	0		26865	831.5	1	Low	0.01	0.613	21.66	22.50	1.213	0.744	/
State6		Right Tilt	0		26865	831.5	1	Low	-0.16	0.205	21.66	22.50	1.213	0.249	/
State6		Left Cheek	0		26865	831.5	36	Mid	-0.14	0.319	21.72	22.50	1.197	0.382	/
State6		Left Tilt	0		26865	831.5	36	Mid	-0.04	0.132	21.72	22.50	1.197	0.158	/
State6		Right Cheek	0		26865	831.5	36	Mid	0.12	0.592	21.72	22.50	1.197	0.709	/
State6		Right Tilt	0		26865	831.5	36	Mid	0.00	0.201	21.72	22.50	1.197	0.241	/
Ant.0	State2&4&6	QPSK	Left Cheek	0	26865	831.5	1	Low	0.13	0.093	24.21	25.00	1.199	0.112	/
	State2&4&6		Left Tilt	0	26865	831.5	1	Low	0.04	0.034	24.21	25.00	1.199	0.041	/
	State2&4&6		Right Cheek	0	26865	831.5	1	Low	-0.09	0.102	24.21	25.00	1.199	0.122	/
	State2&4&6		Right Tilt	0	26865	831.5	1	Low	0.06	0.054	24.21	25.00	1.199	0.065	/
	State2&4&6		Left Cheek	0	26865	831.5	36	Mid	0.12	0.055	23.21	24.00	1.199	0.066	/
	State2&4&6		Left Tilt	0	26865	831.5	36	Mid	0.13	0.023	23.21	24.00	1.199	0.028	/
	State2&4&6		Right Cheek	0	26865	831.5	36	Mid	0.10	0.087	23.21	24.00	1.199	0.104	/
	State2&4&6		Right Tilt	0	26865	831.5	36	Mid	0.07	0.046	23.21	24.00	1.199	0.055	/
Body-worn															
Ant.1	State1&3	QPSK	Front Side	15	26865	831.5	1	Low	-0.18	0.188	23.26	24.00	1.186	0.223	/
	State1&3		Back Side	15	26865	831.5	1	Low	0.03	0.304	23.26	24.00	1.186	0.361	39#
	State1&3		Front Side	15	26865	831.5	36	High	0.07	0.156	22.82	23.80	1.253	0.195	/
	State1&3		Back Side	15	26865	831.5	36	High	-0.10	0.240	22.82	23.80	1.253	0.301	/
Ant.1	State5	QPSK	Front Side	15	26865	831.5	1	Mid	0.03	0.156	22.16	23.20	1.271	0.198	/
	State5		Back Side	15	26865	831.5	1	Mid	-0.06	0.251	22.16	23.20	1.271	0.319	/
	State5		Front Side	15	26865	831.5	36	Low	0.04	0.144	22.24	23.20	1.247	0.180	/
	State5		Back Side	15	26865	831.5	36	Low	-0.16	0.219	22.24	23.20	1.247	0.273	/

Ant.0	State1&3	QPSK	Front Side	15	26865	831.5	1	Low	0.15	0.152	24.21	25.00	1.199	0.182	/
	State1&3		Back Side	15	26865	831.5	1	Low	0.03	0.212	24.21	25.00	1.199	0.254	/
	State1&3		Front Side	15	26865	831.5	36	Mid	0.05	0.120	23.21	24.00	1.199	0.144	/
	State1&3		Back Side	15	26865	831.5	36	Mid	0.01	0.181	23.21	24.00	1.199	0.217	/
Ant.0	State5	QPSK	Front Side	15	26865	831.5	1	High	-0.16	0.140	24.05	24.80	1.189	0.166	/
	State5		Back Side	15	26865	831.5	1	High	-0.17	0.205	24.05	24.80	1.189	0.244	/
	State5		Front Side	15	26865	831.5	36	Low	0.06	0.108	23.00	24.00	1.259	0.136	/
	State5		Back Side	15	26865	831.5	36	Low	0.11	0.169	23.00	24.00	1.259	0.213	/
Hotspot															
Ant.1	State3	QPSK	Front Side	10	26865	831.5	1	Low	-0.07	0.232	23.26	24.00	1.186	0.275	/
	State3		Back Side	10	26865	831.5	1	Low	-0.15	0.452	23.26	24.00	1.186	0.536	40#
	State3		Right Edge	10	26865	831.5	1	Low	-0.04	0.352	23.26	24.00	1.186	0.417	/
	State3		Front Side	10	26865	831.5	36	High	0.08	0.176	22.82	23.80	1.253	0.221	/
	State3		Back Side	10	26865	831.5	36	High	0.02	0.372	22.82	23.80	1.253	0.466	/
	State3		Right Edge	10	26865	831.5	36	High	-0.10	0.348	22.82	23.80	1.253	0.436	/
Ant.1	State5	QPSK	Front Side	10	26865	831.5	1	Mid	-0.04	0.192	22.16	23.20	1.271	0.244	/
	State5		Back Side	10	26865	831.5	1	Mid	0.09	0.371	22.16	23.20	1.271	0.472	/
	State5		Right Edge	10	26865	831.5	1	Mid	0.01	0.286	22.16	23.20	1.271	0.364	/
	State5		Front Side	10	26865	831.5	36	Low	-0.02	0.161	22.24	23.20	1.247	0.201	/
	State5		Back Side	10	26865	831.5	36	Low	-0.01	0.358	22.24	23.20	1.247	0.446	/
	State5		Right Edge	10	26865	831.5	36	Low	-0.18	0.273	22.24	23.20	1.247	0.340	/
Ant.0	State3	QPSK	Front Side	10	26865	831.5	1	Low	0.01	0.181	24.21	25.00	1.199	0.217	/
	State3		Back Side	10	26865	831.5	1	Low	0.04	0.298	24.21	25.00	1.199	0.357	/
	State3		Left Edge	10	26865	831.5	1	Low	0.09	0.062	24.21	25.00	1.199	0.074	/
	State3		Right Edge	10	26865	831.5	1	Low	-0.10	0.113	24.21	25.00	1.199	0.135	/
	State3		Bottom Edge	10	26865	831.5	1	Low	-0.18	0.140	24.21	25.00	1.199	0.168	/
	State3		Front Side	10	26865	831.5	36	Mid	0.05	0.162	23.21	24.00	1.199	0.194	/
	State3		Back Side	10	26865	831.5	36	Mid	-0.02	0.241	23.21	24.00	1.199	0.289	/
	State3		Left Edge	10	26865	831.5	36	Mid	0.09	0.033	23.21	24.00	1.199	0.040	/
	State3		Right Edge	10	26865	831.5	36	Mid	-0.10	0.069	23.21	24.00	1.199	0.083	/
	State3		Bottom Edge	10	26865	831.5	36	Mid	0.10	0.125	23.21	24.00	1.199	0.150	/
Ant.0	State5	QPSK	Front Side	10	26865	831.5	1	High	-0.05	0.171	24.05	24.80	1.189	0.203	/
	State5		Back Side	10	26865	831.5	1	High	-0.13	0.282	24.05	24.80	1.189	0.335	/
	State5		Left Edge	10	26865	831.5	1	High	0.13	0.056	24.05	24.80	1.189	0.067	/
	State5		Right Edge	10	26865	831.5	1	High	0.02	0.103	24.05	24.80	1.189	0.122	/
	State5		Bottom Edge	10	26865	831.5	1	High	-0.18	0.132	24.05	24.80	1.189	0.157	/
	State5		Front Side	10	26865	831.5	36	Low	0.12	0.158	23.00	24.00	1.259	0.199	/
	State5		Back Side	10	26865	831.5	36	Low	0.02	0.231	23.00	24.00	1.259	0.291	/
	State5		Left Edge	10	26865	831.5	36	Low	-0.12	0.030	23.00	24.00	1.259	0.038	/
	State5		Right Edge	10	26865	831.5	36	Low	0.08	0.060	23.00	24.00	1.259	0.076	/
	State5		Bottom Edge	10	26865	831.5	36	Low	0.05	0.105	23.00	24.00	1.259	0.132	/

Note: Refer to ANNEX C for the detailed test data for each test configuration.

10.15 LTE Band 66 (20MHz Bandwidth)

Antenna	Power Reduction	Mode	Position	Dist. (mm)	Ch.	Freq. (MHz)	RB Num.	RB Start	Power Drift (dB)	1 g Meas SAR (W/kg)	Meas. Power (dBm)	Max. tune-power (dBm)	Scaling Factor	1 g Scaled SAR (W/kg)	Meas. No.
Head															
Ant.4	State2&4	QPSK	Left Cheek	0	132322	1745	1	High	-0.14	0.269	18.36	19.40	1.271	0.342	/
	State2&4		Left Tilt	0	132322	1745	1	High	-0.04	0.202	18.36	19.40	1.271	0.257	/
	State2&4		Right Cheek	0	132322	1745	1	High	-0.15	0.516	18.36	19.40	1.271	0.656	41#
	State2&4		Right Tilt	0	132322	1745	1	High	0.00	0.335	18.36	19.40	1.271	0.426	/
	State2&4		Left Cheek	0	132322	1745	50	Low	-0.01	0.247	18.51	19.40	1.227	0.303	/
	State2&4		Left Tilt	0	132322	1745	50	Low	0.06	0.185	18.51	19.40	1.227	0.227	/
	State2&4		Right Cheek	0	132322	1745	50	Low	-0.09	0.489	18.51	19.40	1.227	0.600	/
	State2&4		Right Tilt	0	132322	1745	50	Low	-0.05	0.312	18.51	19.40	1.227	0.383	/
Ant.4	State6	QPSK	Left Cheek	0	132322	1745	1	Mid	0.11	0.251	17.95	18.90	1.245	0.312	/
	State6		Left Tilt	0	132322	1745	1	Mid	0.09	0.174	17.95	18.90	1.245	0.217	/
	State6		Right Cheek	0	132322	1745	1	Mid	0.13	0.402	17.95	18.90	1.245	0.500	/
	State6		Right Tilt	0	132322	1745	1	Mid	-0.04	0.323	17.95	18.90	1.245	0.402	/
	State6		Left Cheek	0	132322	1745	50	High	0.14	0.221	17.89	18.90	1.262	0.279	/
	State6		Left Tilt	0	132322	1745	50	High	-0.17	0.163	17.89	18.90	1.262	0.206	/
	State6		Right Cheek	0	132322	1745	50	High	0.10	0.395	17.89	18.90	1.262	0.498	/
	State6		Right Tilt	0	132322	1745	50	High	-0.07	0.283	17.89	18.90	1.262	0.357	/
Ant.5	State2&4	QPSK	Left Cheek	0	132572	1770	1	Low	-0.05	0.415	21.35	22.30	1.245	0.517	/
	State2&4		Left Tilt	0	132572	1770	1	Low	-0.10	0.122	21.35	22.30	1.245	0.152	/
	State2&4		Right Cheek	0	132572	1770	1	Low	0.06	0.360	21.35	22.30	1.245	0.448	/
	State2&4		Right Tilt	0	132572	1770	1	Low	0.10	0.077	21.35	22.30	1.245	0.096	/
	State2&4		Left Cheek	0	132572	1770	50	Low	0.13	0.408	21.42	22.30	1.225	0.500	/
	State2&4		Left Tilt	0	132572	1770	50	Low	-0.10	0.106	21.42	22.30	1.225	0.130	/
	State2&4		Right Cheek	0	132572	1770	50	Low	-0.06	0.347	21.42	22.30	1.225	0.425	/
	State2&4		Right Tilt	0	132572	1770	50	Low	0.07	0.071	21.42	22.30	1.225	0.087	/
Ant.5	State6	QPSK	Left Cheek	0	132572	1770	1	Mid	0.15	0.421	20.90	21.80	1.230	0.518	/
	State6		Left Tilt	0	132572	1770	1	Mid	-0.08	0.092	20.90	21.80	1.230	0.113	/
	State6		Right Cheek	0	132572	1770	1	Mid	0.05	0.312	20.90	21.80	1.230	0.384	/
	State6		Right Tilt	0	132572	1770	1	Mid	-0.11	0.065	20.90	21.80	1.230	0.080	/
	State6		Left Cheek	0	132572	1770	50	Low	0.13	0.415	20.84	21.80	1.247	0.518	/
	State6		Left Tilt	0	132572	1770	50	Low	0.04	0.090	20.84	21.80	1.247	0.112	/
	State6		Right Cheek	0	132572	1770	50	Low	-0.12	0.291	20.84	21.80	1.247	0.363	/
	State6		Right Tilt	0	132572	1770	50	Low	0.09	0.059	20.84	21.80	1.247	0.074	/
Ant.0	State2&4&6	QPSK	Left Cheek	0	132322	1745	1	Low	-0.02	0.123	24.01	25.00	1.256	0.154	/
	State2&4&6		Left Tilt	0	132322	1745	1	Low	0.05	0.068	24.01	25.00	1.256	0.085	/
	State2&4&6		Right Cheek	0	132322	1745	1	Low	0.14	0.105	24.01	25.00	1.256	0.132	/
	State2&4&6		Right Tilt	0	132322	1745	1	Low	0.05	0.036	24.01	25.00	1.256	0.045	/

	State2&4&6		Left Cheek	0	132322	1745	50	High	-0.05	0.092	23.03	24.00	1.250	0.115	/
	State2&4&6		Left Tilt	0	132322	1745	50	High	0.14	0.035	23.03	24.00	1.250	0.044	/
	State2&4&6		Right Cheek	0	132322	1745	50	High	-0.10	0.085	23.03	24.00	1.250	0.106	/
	State2&4&6		Right Tilt	0	132322	1745	50	High	0.12	0.024	23.03	24.00	1.250	0.030	/
Ant.1	State2&4	QPSK	Left Cheek	0	132322	1745	1	Mid	-0.07	0.026	20.45	21.40	1.245	0.032	/
	State2&4		Left Tilt	0	132322	1745	1	Mid	-0.15	0.000	20.45	21.40	1.245	0.000	/
	State2&4		Right Cheek	0	132322	1745	1	Mid	0.02	0.056	20.45	21.40	1.245	0.070	/
	State2&4		Right Tilt	0	132322	1745	1	Mid	-0.05	0.000	20.45	21.40	1.245	0.000	/
	State2&4		Left Cheek	0	132322	1745	50	High	-0.15	0.014	20.43	21.40	1.250	0.018	/
	State2&4		Left Tilt	0	132322	1745	50	High	0.04	0.000	20.43	21.40	1.250	0.000	/
	State2&4		Right Cheek	0	132322	1745	50	High	-0.05	0.056	20.43	21.40	1.250	0.070	/
	State2&4		Right Tilt	0	132322	1745	50	High	0.04	0.000	20.43	21.40	1.250	0.000	/
Ant.1	State6	QPSK	Left Cheek	0	132322	1745	1	Low	0.05	0.010	19.45	20.40	1.245	0.012	/
	State6		Left Tilt	0	132322	1745	1	Low	-0.15	0.000	19.45	20.40	1.245	0.000	/
	State6		Right Cheek	0	132322	1745	1	Low	0.08	0.049	19.45	20.40	1.245	0.061	/
	State6		Right Tilt	0	132322	1745	1	Low	-0.03	0.000	19.45	20.40	1.245	0.000	/
	State6		Left Cheek	0	132322	1745	50	High	0.14	0.000	19.49	20.40	1.233	0.000	/
	State6		Left Tilt	0	132322	1745	50	High	-0.18	0.000	19.49	20.40	1.233	0.000	/
	State6		Right Cheek	0	132322	1745	50	High	-0.11	0.048	19.49	20.40	1.233	0.059	/
	State6		Right Tilt	0	132322	1745	50	High	0.10	0.000	19.49	20.40	1.233	0.000	/
Body-worn															
Ant.4	State1&3	QPSK	Front Side	15	132322	1745	1	Low	-0.16	0.101	22.25	23.20	1.245	0.126	/
	State1&3		Back Side	15	132322	1745	1	Low	0.00	0.119	22.25	23.20	1.245	0.148	/
	State1&3		Front Side	15	132322	1745	50	Low	-0.07	0.097	22.33	23.20	1.222	0.119	/
	State1&3		Back Side	15	132322	1745	50	Low	0.10	0.109	22.33	23.20	1.222	0.133	/
Ant.4	State5	QPSK	Front Side	15	132322	1745	1	Mid	0.05	0.086	21.45	22.40	1.245	0.107	/
	State5		Back Side	15	132322	1745	1	Mid	-0.11	0.095	21.45	22.40	1.245	0.118	/
	State5		Front Side	15	132322	1745	50	Mid	0.13	0.081	21.43	22.40	1.250	0.101	/
	State5		Back Side	15	132322	1745	50	Mid	-0.01	0.083	21.43	22.40	1.250	0.104	/
Ant.5	State1&3	QPSK	Front Side	15	132322	1745	1	Low	-0.03	0.113	22.85	23.80	1.245	0.141	/
	State1&3		Back Side	15	132322	1745	1	Low	-0.11	0.167	22.85	23.80	1.245	0.208	42#
	State1&3		Front Side	15	132322	1745	50	Low	-0.18	0.106	22.85	23.80	1.245	0.132	/
	State1&3		Back Side	15	132322	1745	50	Low	-0.11	0.158	22.85	23.80	1.245	0.197	/
Ant.5	State5	QPSK	Front Side	15	132322	1745	1	High	-0.11	0.091	21.96	23.00	1.271	0.116	/
	State5		Back Side	15	132322	1745	1	High	0.15	0.120	21.96	23.00	1.271	0.153	/
	State5		Front Side	15	132322	1745	50	Mid	0.07	0.086	22.10	23.00	1.230	0.106	/
	State5		Back Side	15	132322	1745	50	Mid	0.04	0.121	22.10	23.00	1.230	0.149	/
Ant.0	State1&3	QPSK	Front Side	15	132322	1745	1	Low	-0.03	0.068	22.11	23.10	1.256	0.085	/
	State1&3		Back Side	15	132322	1745	1	Low	-0.02	0.098	22.11	23.10	1.256	0.123	/
	State1&3		Front Side	15	132322	1745	50	High	0.09	0.115	22.06	23.10	1.271	0.146	/
	State1&3		Back Side	15	132322	1745	50	High	0.09	0.093	22.06	23.10	1.271	0.118	/
Ant.0	State5	QPSK	Front Side	15	132322	1745	1	Mid	0.12	0.056	21.42	22.30	1.225	0.069	/

	State5		Back Side	15	132322	1745	1	Mid	0.11	0.075	21.42	22.30	1.225	0.092	/
	State5		Front Side	15	132322	1745	50	Low	-0.17	0.053	21.36	22.30	1.242	0.066	/
	State5		Back Side	15	132322	1745	50	Low	-0.08	0.073	21.36	22.30	1.242	0.091	/
Ant.1	State1&3	QPSK	Front Side	15	132322	1745	1	Mid	-0.11	0.038	20.45	21.40	1.245	0.047	/
	State1&3		Back Side	15	132322	1745	1	Mid	0.12	0.045	20.45	21.40	1.245	0.056	/
	State1&3		Front Side	15	132322	1745	50	High	-0.01	0.033	20.43	21.40	1.250	0.041	/
	State1&3		Back Side	15	132322	1745	50	High	-0.03	0.041	20.43	21.40	1.250	0.051	/
Ant.1	State5	QPSK	Front Side	15	132322	1745	1	Low	-0.13	0.029	19.45	20.40	1.245	0.036	/
	State5		Back Side	15	132322	1745	1	Low	0.02	0.040	19.45	20.40	1.245	0.050	/
	State5		Front Side	15	132322	1745	50	High	0.07	0.027	19.49	20.40	1.233	0.033	/
	State5		Back Side	15	132322	1745	50	High	-0.05	0.039	19.49	20.40	1.233	0.048	/
Hotspot															
Ant.4	State3	QPSK	Front Side	10	132322	1745	1	Low	-0.17	0.117	22.25	23.20	1.245	0.146	/
	State3		Back Side	10	132322	1745	1	Low	0.14	0.152	22.25	23.20	1.245	0.189	/
	State3		Right Edge	10	132322	1745	1	Low	0.09	0.113	22.25	23.20	1.245	0.141	/
	State3		Top Edge	10	132322	1745	1	Low	-0.17	0.159	22.25	23.20	1.245	0.198	/
	State3		Front Side	10	132322	1745	50	Low	-0.13	0.116	22.33	23.20	1.222	0.142	/
	State3		Back Side	10	132322	1745	50	Low	0.12	0.132	22.33	23.20	1.222	0.161	/
	State3		Right Edge	10	132322	1745	50	Low	-0.18	0.112	22.33	23.20	1.222	0.137	/
	State3		Top Edge	10	132322	1745	50	Low	-0.02	0.154	22.33	23.20	1.222	0.188	/
Ant.4	State5	QPSK	Front Side	10	132322	1745	1	Mid	0.11	0.097	21.45	22.40	1.245	0.121	/
	State5		Back Side	10	132322	1745	1	Mid	-0.13	0.130	21.45	22.40	1.245	0.162	/
	State5		Right Edge	10	132322	1745	1	Mid	0.09	0.095	21.45	22.40	1.245	0.118	/
	State5		Top Edge	10	132322	1745	1	Mid	0.09	0.142	21.45	22.40	1.245	0.177	/
	State5		Front Side	10	132322	1745	50	Mid	-0.06	0.093	21.43	22.40	1.250	0.116	/
	State5		Back Side	10	132322	1745	50	Mid	0.07	0.117	21.43	22.40	1.250	0.146	/
	State5		Right Edge	10	132322	1745	50	Mid	0.00	0.091	21.43	22.40	1.250	0.114	/
	State5		Top Edge	10	132322	1745	50	Mid	-0.12	0.137	21.43	22.40	1.250	0.171	/
Ant.5	State3	QPSK	Front Side	10	132322	1745	1	Low	-0.03	0.389	22.85	23.80	1.245	0.484	/
	State3		Back Side	10	132322	1745	1	Low	-0.04	0.291	22.85	23.80	1.245	0.362	/
	State3		Left Edge	10	132322	1745	1	Low	0.05	0.533	22.85	23.80	1.245	0.664	43#
	State3		Front Side	10	132322	1745	50	Low	0.09	0.337	22.85	23.80	1.245	0.420	/
	State3		Back Side	10	132322	1745	50	Low	0.10	0.244	22.85	23.80	1.245	0.304	/
	State3		Left Edge	10	132322	1745	50	Low	-0.04	0.498	22.85	23.80	1.245	0.620	/
Ant.5	State5	QPSK	Front Side	10	132322	1745	1	High	0.14	0.236	21.96	23.00	1.271	0.300	/
	State5		Back Side	10	132322	1745	1	High	-0.10	0.321	21.96	23.00	1.271	0.408	/
	State5		Left Edge	10	132322	1745	1	High	0.01	0.431	21.96	23.00	1.271	0.548	/
	State5		Front Side	10	132322	1745	50	Mid	0.09	0.231	22.10	23.00	1.230	0.284	/
	State5		Back Side	10	132322	1745	50	Mid	-0.01	0.308	22.10	23.00	1.230	0.379	/
	State5		Left Edge	10	132322	1745	50	Mid	0.10	0.407	22.10	23.00	1.230	0.501	/
Ant.0	State3	QPSK	Front Side	10	132322	1745	1	Low	-0.08	0.166	22.11	23.10	1.256	0.208	/
	State3		Back Side	10	132322	1745	1	Low	0.04	0.301	22.11	23.10	1.256	0.378	/
	State3		Left Edge	10	132322	1745	1	Low	0.03	0.025	22.11	23.10	1.256	0.031	/

	State3		Right Edge	10	132322	1745	1	Low	-0.05	0.069	22.11	23.10	1.256	0.087	/
	State3		Bottom Edge	10	132322	1745	1	Low	-0.16	0.320	22.11	23.10	1.256	0.402	/
	State3		Front Side	10	132322	1745	50	High	-0.18	0.156	22.06	23.10	1.271	0.198	/
	State3		Back Side	10	132322	1745	50	High	0.01	0.266	22.06	23.10	1.271	0.338	/
	State3		Left Edge	10	132322	1745	50	High	-0.15	0.018	22.06	23.10	1.271	0.023	/
	State3		Right Edge	10	132322	1745	50	High	-0.14	0.062	22.06	23.10	1.271	0.079	/
	State3		Bottom Edge	10	132322	1745	50	High	-0.02	0.314	22.06	23.10	1.271	0.399	/
Ant.0	State5	QPSK	Front Side	10	132322	1745	1	Mid	-0.17	0.132	21.42	22.30	1.225	0.162	/
	State5		Back Side	10	132322	1745	1	Mid	0.02	0.251	21.42	22.30	1.225	0.307	/
	State5		Left Edge	10	132322	1745	1	Mid	0.09	0.001	21.42	22.30	1.225	0.001	/
	State5		Right Edge	10	132322	1745	1	Mid	-0.13	0.056	21.42	22.30	1.225	0.069	/
	State5		Bottom Edge	10	132322	1745	1	Mid	0.05	0.241	21.42	22.30	1.225	0.295	/
	State5		Front Side	10	132322	1745	50	Low	0.05	0.121	21.36	22.30	1.242	0.150	/
	State5		Back Side	10	132322	1745	50	Low	-0.10	0.221	21.36	22.30	1.242	0.274	/
	State5		Left Edge	10	132322	1745	50	Low	-0.01	0.001	21.36	22.30	1.242	0.001	/
	State5		Right Edge	10	132322	1745	50	Low	-0.15	0.049	21.36	22.30	1.242	0.061	/
	State5		Bottom Edge	10	132322	1745	50	Low	0.14	0.237	21.36	22.30	1.242	0.294	/
Ant.1	State3	QPSK	Front Side	10	132322	1745	1	Mid	-0.17	0.045	20.45	21.40	1.245	0.056	/
	State3		Back Side	10	132322	1745	1	Mid	-0.07	0.050	20.45	21.40	1.245	0.062	/
	State3		Right Edge	10	132322	1745	1	Mid	-0.12	0.062	20.45	21.40	1.245	0.077	/
	State3		Front Side	10	132322	1745	50	High	-0.02	0.043	20.43	21.40	1.250	0.054	/
	State3		Back Side	10	132322	1745	50	High	-0.01	0.047	20.43	21.40	1.250	0.059	/
	State3		Right Edge	10	132322	1745	50	High	0.06	0.060	20.43	21.40	1.250	0.075	/
Ant.1	State5	QPSK	Front Side	10	132322	1745	1	Low	0.13	0.039	19.45	20.40	1.245	0.049	/
	State5		Back Side	10	132322	1745	1	Low	-0.15	0.048	19.45	20.40	1.245	0.060	/
	State5		Right Edge	10	132322	1745	1	Low	-0.16	0.054	19.45	20.40	1.245	0.067	/
	State5		Front Side	10	132322	1745	50	High	0.06	0.039	19.49	20.40	1.233	0.048	/
	State5		Back Side	10	132322	1745	50	High	-0.13	0.048	19.49	20.40	1.233	0.059	/
	State5		Right Edge	10	132322	1745	50	High	-0.09	0.053	19.49	20.40	1.233	0.065	/

Note: Refer to ANNEX C for the detailed test data for each test configuration.

10.16 LTE Band 38 (20MHz Bandwidth)

Antenna	Power Reduction	Mode	Position	Dist. (mm)	Ch.	Freq. (MHz)	RB Num.	RB Start	Power Drift (dB)	1 g Meas SAR (W/kg)	Meas. Power (dBm)	Max. tune-power (dBm)	Scaling Factor	1 g Scaled SAR (W/kg)	Meas. No.
Head															
Ant.4	State2&4	QPSK	Left Cheek	0	38150	2610	1	Mid	0.10	0.336	20.23	21.10	1.222	0.411	/
	State2&4		Left Tilt	0	38150	2610	1	Mid	-0.12	0.401	20.23	21.10	1.222	0.490	/
	State2&4		Right Cheek	0	38150	2610	1	Mid	-0.09	0.564	20.23	21.10	1.222	0.689	/
	State2&4		Right Tilt	0	38150	2610	1	Mid	0.09	0.603	20.23	21.10	1.222	0.737	/
	State2&4		Left Cheek	0	38150	2610	50	Mid	-0.14	0.335	20.34	21.10	1.191	0.399	/
	State2&4		Left Tilt	0	38150	2610	50	Mid	0.08	0.385	20.34	21.10	1.191	0.459	/
	State2&4		Right Cheek	0	38150	2610	50	Mid	-0.16	0.578	20.34	21.10	1.191	0.688	/
	State2&4		Right Tilt	0	38150	2610	50	Mid	-0.18	0.598	20.34	21.10	1.191	0.712	/
Ant.4	State6	QPSK	Left Cheek	0	38150	2610	1	Low	-0.13	0.302	19.42	20.60	1.312	0.396	/
	State6		Left Tilt	0	38150	2610	1	Low	0.07	0.361	19.42	20.60	1.312	0.474	/
	State6		Right Cheek	0	38150	2610	1	Low	-0.08	0.492	19.42	20.60	1.312	0.646	/
	State6		Right Tilt	0	38150	2610	1	Low	-0.01	0.512	19.42	20.60	1.312	0.672	/
	State6		Left Cheek	0	38150	2610	50	High	-0.04	0.292	19.34	20.60	1.337	0.390	/
	State6		Left Tilt	0	38150	2610	50	High	0.01	0.316	19.34	20.60	1.337	0.422	/
	State6		Right Cheek	0	38150	2610	50	High	-0.06	0.478	19.34	20.60	1.337	0.639	/
	State6		Right Tilt	0	38150	2610	50	High	-0.13	0.500	19.34	20.60	1.337	0.669	/
Ant.5	State2&4	QPSK	Left Cheek	0	38150	2610	1	Low	0.13	0.464	22.90	23.70	1.202	0.558	/
	State2&4		Left Tilt	0	38150	2610	1	Low	0.15	0.163	22.90	23.70	1.202	0.196	/
	State2&4		Right Cheek	0	38150	2610	1	Low	-0.16	0.846	22.90	23.70	1.202	1.017	44#
	State2&4		Right Tilt	0	38150	2610	1	Low	-0.12	0.102	22.90	23.70	1.202	0.123	/
	State2&4		Left Cheek	0	38150	2610	50	Low	0.00	0.434	22.86	23.70	1.213	0.526	/
	State2&4		Left Tilt	0	38150	2610	50	Low	-0.10	0.139	22.86	23.70	1.213	0.169	/
	State2&4		Right Cheek	0	38150	2610	50	Low	-0.03	0.804	22.86	23.70	1.213	0.975	/
	State2&4		Right Tilt	0	38150	2610	50	Low	-0.05	0.101	22.86	23.70	1.213	0.123	/
	State2&4		Right Cheek	0	37850	2580	1	High	-0.17	0.818	22.83	23.70	1.222	1.000	/
	State2&4		Right Cheek	0	38000	2595	1	Low	-0.17	0.801	22.81	23.70	1.227	0.983	/
	State2&4		Right Cheek	0	37850	2580	50	Mid	-0.02	0.752	22.81	23.70	1.227	0.923	/
	State2&4		Right Cheek	0	38000	2595	50	Low	0.01	0.723	22.82	23.70	1.225	0.886	/
	State2&4		Right Cheek	0	38150	2610	100	Low	0.02	0.602	22.88	23.70	1.208	0.727	/
Ant.5	State6	QPSK	Left Cheek	0	38150	2610	1	Low	0.14	0.362	22.37	23.20	1.211	0.438	/
	State6		Left Tilt	0	38150	2610	1	Low	0.14	0.125	22.37	23.20	1.211	0.151	/
	State6		Right Cheek	0	38150	2610	1	Low	-0.09	0.685	22.37	23.20	1.211	0.830	/
	State6		Right Tilt	0	38150	2610	1	Low	0.10	0.080	22.37	23.20	1.211	0.097	/
	State6		Left Cheek	0	38150	2610	50	Low	-0.08	0.351	22.42	23.20	1.197	0.420	/
	State6		Left Tilt	0	38150	2610	50	Low	0.07	0.120	22.42	23.20	1.197	0.144	/
	State6		Right Cheek	0	38150	2610	50	Low	0.11	0.667	22.42	23.20	1.197	0.798	/

	State6		Right Tilt	0	38150	2610	50	Low	-0.10	0.078	22.42	23.20	1.197	0.093	/
	State6		Right Cheek	0	37850	2580	1	High	-0.14	0.642	22.42	23.20	1.197	0.768	/
	State6		Right Cheek	0	38000	2595	1	Low	-0.04	0.621	22.23	23.20	1.250	0.776	/
	State6		Right Cheek	0	38000	2595	100	Low	0.05	0.498	22.43	23.20	1.194	0.595	/
Ant.0	State2&4&6	QPSK	Left Cheek	0	38000	2595	1	Low	-0.06	0.164	24.25	25.00	1.189	0.195	/
	State2&4&6		Left Tilt	0	38000	2595	1	Low	0.15	0.041	24.25	25.00	1.189	0.049	/
	State2&4&6		Right Cheek	0	38000	2595	1	Low	-0.12	0.098	24.25	25.00	1.189	0.117	/
	State2&4&6		Right Tilt	0	38000	2595	1	Low	-0.05	0.031	24.25	25.00	1.189	0.037	/
	State2&4&6		Left Cheek	0	38000	2595	50	Mid	0.12	0.148	23.24	24.00	1.191	0.176	/
	State2&4&6		Left Tilt	0	38000	2595	50	Mid	0.01	0.039	23.24	24.00	1.191	0.046	/
	State2&4&6		Right Cheek	0	38000	2595	50	Mid	-0.15	0.092	23.24	24.00	1.191	0.110	/
	State2&4&6		Right Tilt	0	38000	2595	50	Mid	-0.15	0.029	23.24	24.00	1.191	0.035	/
Ant.1	State2&4	QPSK	Left Cheek	0	38000	2595	1	High	0.07	0.516	20.35	21.00	1.161	0.599	/
	State2&4		Left Tilt	0	38000	2595	1	High	0.13	0.090	20.35	21.00	1.161	0.104	/
	State2&4		Right Cheek	0	38000	2595	1	High	0.01	0.695	20.35	21.00	1.161	0.807	/
	State2&4		Right Tilt	0	38000	2595	1	High	-0.01	0.163	20.35	21.00	1.161	0.189	/
	State2&4		Left Cheek	0	38000	2595	50	High	0.12	0.501	20.30	21.00	1.175	0.589	/
	State2&4		Left Tilt	0	38000	2595	50	High	-0.04	0.082	20.30	21.00	1.175	0.096	/
	State2&4		Right Cheek	0	38000	2595	50	High	0.10	0.635	20.30	21.00	1.175	0.746	/
	State2&4		Right Tilt	0	38000	2595	50	High	-0.11	0.155	20.30	21.00	1.175	0.182	/
	State2&4		Right Cheek	0	37850	2580	1	Low	-0.11	0.602	20.27	21.00	1.183	0.712	/
	State2&4		Right Cheek	0	38150	2610	1	Mid	-0.05	0.652	20.12	21.00	1.225	0.799	/
	State2&4		Right Cheek	0	38000	2595	100	Low	-0.12	0.534	20.08	21.00	1.236	0.660	/
	Ant.1		State6	QPSK	Left Cheek	0	38000	2595	1	Low	-0.16	0.401	19.85	20.50	1.161
State6		Left Tilt	0		38000	2595	1	Low	0.01	0.022	19.85	20.50	1.161	0.026	/
State6		Right Cheek	0		38000	2595	1	Low	-0.17	0.521	19.85	20.50	1.161	0.605	/
State6		Right Tilt	0		38000	2595	1	Low	-0.08	0.087	19.85	20.50	1.161	0.101	/
State6		Left Cheek	0		38000	2595	50	Low	-0.10	0.396	19.80	20.50	1.175	0.465	/
State6		Left Tilt	0		38000	2595	50	Low	-0.15	0.019	19.80	20.50	1.175	0.022	/
State6		Right Cheek	0		38000	2595	50	Low	-0.12	0.496	19.80	20.50	1.175	0.583	/
State6		Right Tilt	0		38000	2595	50	Low	-0.02	0.081	19.80	20.50	1.175	0.095	/
Body-worn															
Ant.4	State1&3	QPSK	Front Side	15	38000	2595	1	High	-0.02	0.161	23.04	24.20	1.306	0.210	/
	State1&3		Back Side	15	38000	2595	1	High	-0.03	0.240	23.04	24.20	1.306	0.313	/
	State1&3		Front Side	15	38000	2595	50	Mid	-0.03	0.155	22.78	24.00	1.324	0.205	/
	State1&3		Back Side	15	38000	2595	50	Mid	-0.01	0.225	22.78	24.00	1.324	0.298	/
Ant.4	State5	QPSK	Front Side	15	38000	2595	1	High	-0.16	0.134	22.19	23.40	1.321	0.177	/
	State5		Back Side	15	38000	2595	1	High	0.02	0.187	22.19	23.40	1.321	0.247	/
	State5		Front Side	15	38000	2595	50	Low	0.02	0.131	22.22	23.40	1.312	0.172	/
	State5		Back Side	15	38000	2595	50	Low	0.03	0.180	22.22	23.40	1.312	0.236	/
Ant.5	State1&3	QPSK	Front Side	15	37850	2580	1	Mid	0.12	0.121	24.06	24.80	1.186	0.144	/
	State1&3		Back Side	15	37850	2580	1	Mid	0.08	0.213	24.06	24.80	1.186	0.253	/

	State1&3		Front Side	15	37850	2580	50	Low	-0.06	0.115	23.18	24.00	1.208	0.139	/
	State1&3		Back Side	15	37850	2580	50	Low	0.13	0.192	23.18	24.00	1.208	0.232	/
Ant.5	State5	QPSK	Front Side	15	37850	2580	1	Mid	0.02	0.103	23.35	24.10	1.189	0.122	/
	State5		Back Side	15	37850	2580	1	Mid	-0.11	0.169	23.35	24.10	1.189	0.201	/
	State5		Front Side	15	37850	2580	50	Low	0.07	0.101	23.23	24.00	1.194	0.121	/
	State5		Back Side	15	37850	2580	50	Low	-0.17	0.163	23.23	24.00	1.194	0.195	/
Ant.0	State1&3	QPSK	Front Side	15	38000	2595	1	Low	0.15	0.210	22.54	23.00	1.112	0.234	/
	State1&3		Back Side	15	38000	2595	1	Low	0.05	0.339	22.54	23.00	1.112	0.377	45#
	State1&3		Front Side	15	38000	2595	50	Mid	0.15	0.190	22.40	23.00	1.148	0.218	/
	State1&3		Back Side	15	38000	2595	50	Mid	-0.13	0.310	22.40	23.00	1.148	0.356	/
Ant.0	State5	QPSK	Front Side	15	38000	2595	1	High	-0.15	0.179	21.71	22.30	1.146	0.205	/
	State5		Back Side	15	38000	2595	1	High	0.09	0.284	21.71	22.30	1.146	0.325	/
	State5		Front Side	15	38000	2595	50	Low	-0.05	0.173	21.79	22.30	1.125	0.195	/
	State5		Back Side	15	38000	2595	50	Low	-0.15	0.282	21.79	22.30	1.125	0.317	/
Ant.1	State1&3&5	QPSK	Front Side	15	38000	2595	1	Low	0.10	0.120	22.82	23.50	1.169	0.140	/
	State1&3&5		Back Side	15	38000	2595	1	Low	0.13	0.208	22.82	23.50	1.169	0.243	/
	State1&3&5		Front Side	15	38000	2595	50	Low	0.08	0.117	22.73	23.50	1.194	0.140	/
	State1&3&5		Back Side	15	38000	2595	50	Low	-0.14	0.197	22.73	23.50	1.194	0.235	/
Hotspot															
Ant.4	State3	QPSK	Front Side	10	38000	2595	1	High	0.02	0.185	23.04	24.20	1.306	0.242	/
	State3		Back Side	10	38000	2595	1	High	0.12	0.291	23.04	24.20	1.306	0.380	/
	State3		Right Edge	10	38000	2595	1	High	-0.15	0.145	23.04	24.20	1.306	0.189	/
	State3		Top Edge	10	38000	2595	1	High	-0.10	0.410	23.04	24.20	1.306	0.535	/
	State3		Front Side	10	38000	2595	50	Mid	-0.03	0.176	22.78	24.00	1.324	0.233	/
	State3		Back Side	10	38000	2595	50	Mid	-0.18	0.265	22.78	24.00	1.324	0.351	/
	State3		Right Edge	10	38000	2595	50	Mid	0.00	0.132	22.78	24.00	1.324	0.175	/
	State3		Top Edge	10	38000	2595	50	Mid	0.02	0.369	22.78	24.00	1.324	0.489	/
Ant.4	State5	QPSK	Front Side	10	38000	2595	1	High	-0.18	0.165	22.19	23.40	1.321	0.218	/
	State5		Back Side	10	38000	2595	1	High	0.10	0.249	22.19	23.40	1.321	0.329	/
	State5		Right Edge	10	38000	2595	1	High	-0.17	0.132	22.19	23.40	1.321	0.174	/
	State5		Top Edge	10	38000	2595	1	High	0.15	0.325	22.19	23.40	1.321	0.429	/
	State5		Front Side	10	38000	2595	50	Low	0.02	0.163	22.22	23.40	1.312	0.214	/
	State5		Back Side	10	38000	2595	50	Low	0.15	0.241	22.22	23.40	1.312	0.316	/
	State5		Right Edge	10	38000	2595	50	Low	-0.05	0.125	22.22	23.40	1.312	0.164	/
	State5		Top Edge	10	38000	2595	50	Low	-0.12	0.317	22.22	23.40	1.312	0.416	/
Ant.5	State3	QPSK	Front Side	10	37850	2580	1	Mid	-0.10	0.217	24.06	24.80	1.186	0.257	/
	State3		Back Side	10	37850	2580	1	Mid	0.15	0.463	24.06	24.80	1.186	0.549	/
	State3		Left Edge	10	37850	2580	1	Mid	0.10	0.752	24.06	24.80	1.186	0.892	/
	State3		Front Side	10	37850	2580	50	Low	0.02	0.201	23.18	24.00	1.208	0.243	/
	State3		Back Side	10	37850	2580	50	Low	0.00	0.315	23.18	24.00	1.208	0.381	/
	State3		Left Edge	10	37850	2580	50	Low	-0.09	0.496	23.18	24.00	1.208	0.599	/
	State3		Left Edge	10	38000	2595	1	Low	0.13	0.562	24.02	24.80	1.197	0.673	/

	State3		Left Edge	10	38150	2610	1	High	-0.18	0.678	24.05	24.80	1.189	0.806	/
	State3		Left Edge	10	37850	2580	100	Low	0.04	0.569	23.16	24.00	1.213	0.690	/
Ant.5	State5	QPSK	Front Side	10	37850	2580	1	Mid	-0.07	0.230	23.35	24.10	1.189	0.273	/
	State5		Back Side	10	37850	2580	1	Mid	-0.12	0.395	23.35	24.10	1.189	0.470	/
	State5		Left Edge	10	37850	2580	1	Mid	0.03	0.488	23.35	24.10	1.189	0.580	/
	State5		Front Side	10	37850	2580	50	Low	0.13	0.215	23.23	24.00	1.194	0.257	/
	State5		Back Side	10	37850	2580	50	Low	0.13	0.382	23.23	24.00	1.194	0.456	/
	State5		Left Edge	10	37850	2580	50	Low	0.03	0.474	23.23	24.00	1.194	0.566	/
	State5		Left Edge	10	37850	2580	50	Low	0.03	0.474	23.23	24.00	1.194	0.566	/
Ant.0	State3	QPSK	Front Side	10	38000	2595	1	Low	-0.15	0.199	22.34	23.00	1.164	0.232	/
	State3		Back Side	10	38000	2595	1	Low	-0.15	0.316	22.34	23.00	1.164	0.368	/
	State3		Left Edge	10	38000	2595	1	Low	-0.11	0.023	22.34	23.00	1.164	0.027	/
	State3		Right Edge	10	38000	2595	1	Low	-0.02	0.140	22.34	23.00	1.164	0.163	/
	State3		Bottom Edge	10	38000	2595	1	Low	-0.01	0.797	22.34	23.00	1.164	0.928	46#
	State3		Front Side	10	38000	2595	50	Mid	-0.05	0.184	22.20	23.00	1.202	0.221	/
	State3		Back Side	10	38000	2595	50	Mid	-0.11	0.297	22.20	23.00	1.202	0.357	/
	State3		Left Edge	10	38000	2595	50	Mid	0.12	0.020	22.20	23.00	1.202	0.024	/
	State3		Right Edge	10	38000	2595	50	Mid	-0.15	0.130	22.20	23.00	1.202	0.156	/
	State3		Bottom Edge	10	38000	2595	50	Mid	0.01	0.659	22.20	23.00	1.202	0.792	/
	State3		Bottom Edge	10	37850	2580	1	Low	0.11	0.687	22.22	23.00	1.197	0.822	/
	State3		Bottom Edge	10	38150	2610	1	Mid	0.00	0.731	22.22	23.00	1.197	0.875	/
	State3		Bottom Edge	10	38000	2595	100	Low	0.03	0.516	22.13	23.00	1.222	0.631	/
	Ant.0		State5	QPSK	Front Side	10	38000	2595	1	High	-0.05	0.171	21.71	22.30	1.146
State5		Back Side	10		38000	2595	1	High	-0.14	0.261	21.71	22.30	1.146	0.299	/
State5		Left Edge	10		38000	2595	1	High	0.08	0.000	21.71	22.30	1.146	0.000	/
State5		Right Edge	10		38000	2595	1	High	-0.12	0.123	21.71	22.30	1.146	0.141	/
State5		Bottom Edge	10		38000	2595	1	High	0.11	0.602	21.71	22.30	1.146	0.690	/
State5		Front Side	10		38000	2595	50	Low	0.04	0.164	21.79	22.30	1.125	0.185	/
State5		Back Side	10		38000	2595	50	Low	-0.03	0.265	21.79	22.30	1.125	0.298	/
State5		Left Edge	10		38000	2595	50	Low	-0.01	0.000	21.79	22.30	1.125	0.000	/
State5		Right Edge	10		38000	2595	50	Low	-0.08	0.110	21.79	22.30	1.125	0.124	/
State5		Bottom Edge	10		38000	2595	50	Low	-0.03	0.529	21.79	22.30	1.125	0.595	/
Ant.1		State3&5	QPSK		Front Side	10	38000	2595	1	Low	0.03	0.208	22.82	23.50	1.169
	State3&5	Back Side		10	38000	2595	1	Low	0.07	0.312	22.82	23.50	1.169	0.365	/
	State3&5	Right Edge		10	38000	2595	1	Low	-0.07	0.787	22.82	23.50	1.169	0.920	/
	State3&5	Front Side		10	38000	2595	50	Low	0.01	0.202	22.73	23.50	1.194	0.241	/
	State3&5	Back Side		10	38000	2595	50	Low	-0.09	0.303	22.73	23.50	1.194	0.362	/
	State3&5	Right Edge		10	38000	2595	50	Low	0.06	0.767	22.73	23.50	1.194	0.916	/
	State3&5	Right Edge		10	37850	2580	1	Mid	-0.11	0.748	22.78	23.50	1.180	0.883	/
	State3&5	Right Edge		10	38150	2610	1	Low	0.07	0.719	22.71	23.50	1.199	0.862	/
	State3&5	Right Edge		10	37850	2580	50	High	-0.01	0.709	22.69	23.50	1.205	0.854	/
	State3&5	Right Edge		10	38150	2610	50	High	0.07	0.682	22.66	23.50	1.213	0.827	/
	State3&5	Right Edge		10	38000	2595	100	Low	-0.10	0.630	22.82	23.50	1.169	0.736	/

Note: Refer to ANNEX C for the detailed test data for each test configuration.

Antenna	Power Reduction	Mode	Position	Dist. (mm)	Ch.	Freq. (MHz)	RB Num.	RB Start	Power Drift (dB)	10g Meas SAR (W/kg)	Meas. Power (dBm)	Max. tune-power (dBm)	Scaling Factor	10g Scaled SAR (W/kg)	Meas. No.
Specific															
Ant.0	State3	QPSK	Bottom Edge	0	38000	2595	1	Low	-0.15	1.460	22.34	23.00	1.164	1.699	47#
	State3		Bottom Edge	0	38000	2595	50	Mid	-0.01	1.410	22.20	23.00	1.202	1.695	/
Ant.0	State5	QPSK	Bottom Edge	0	38000	2595	1	Low	0.01	1.210	21.71	22.30	1.146	1.387	/
	State5		Bottom Edge	0	38000	2595	50	Mid	0.03	1.150	21.79	22.30	1.125	1.294	/
Note: Refer to ANNEX C for the detailed test data for each test configuration.															

10.17 LTE Band 38 Worse case for CA Test

Antenna	Power Reduction	Mode	Position	Dist. (mm)	Ch.	Freq. (MHz)	RB Num.	RB Start	Power Drift (dB)	1 g Meas SAR (W/kg)	Meas. Power (dBm)	Max. tune-power (dBm)	Scaling Factor	1 g Scaled SAR (W/kg)	Meas. No.
Head-CA															
Ant.5	State2&4	QPSK	Right Cheek	0	38150 +37952	2610 +2590.2	1+1	Low +High	0.03	0.778	22.72	23.70	1.253	0.975	/
Body-worn-CA															
Ant.0	State1&3	QPSK	Back Side	15	38099 +37901	2589.9 +2570.1	1+1	High +Low	-0.14	0.315	22.25	23.00	1.189	0.375	/
Hotspot-CA															
Ant.0	State3	QPSK	Bottom Edge	10	38099 +37901	2589.9 +2570.1	1+1	High +Low	0.06	0.752	22.25	23.00	1.189	0.894	/
Note: Refer to ANNEX C for the detailed test data for each test configuration.															

Antenna	Power Reduction	Mode	Position	Dist. (mm)	Ch.	Freq. (MHz)	RB Num.	RB Start	Power Drift (dB)	10g Meas SAR (W/kg)	Meas. Power (dBm)	Max. tune-power (dBm)	Scaling Factor	10g Scaled SAR (W/kg)	Meas. No.
Specific-CA															
Ant.0	State3	QPSK	Bottom Edge	0	38099 +37901	2589.9 +2570.1	1+1	High +Low	0.03	1.280	22.25	23.00	1.189	1.522	/
Note: Refer to ANNEX C for the detailed test data for each test configuration.															

10.18 LTE Band 41 (20MHz Bandwidth)

Antenna	Power Reduction	Mode	Position	Dist. (mm)	Ch.	Freq. (MHz)	RB Num.	RB Start	Power Drift (dB)	1 g Meas SAR (W/kg)	Meas. Power (dBm)	Max. tune-power (dBm)	Scaling Factor	1 g Scaled SAR (W/kg)	Meas. No.
Head															
Ant.4	State2&4	QPSK	Left Cheek	0	40620	2593	1	Low	-0.02	0.302	20.91	21.20	1.069	0.323	/
	State2&4		Left Tilt	0	40620	2593	1	Low	-0.10	0.345	20.91	21.20	1.069	0.369	/
	State2&4		Right Cheek	0	40620	2593	1	Low	0.04	0.545	20.91	21.20	1.069	0.583	/
	State2&4		Right Tilt	0	40620	2593	1	Low	0.01	0.512	20.91	21.20	1.069	0.547	/
	State2&4		Left Cheek	0	40620	2593	50	Mid	0.03	0.277	20.79	21.20	1.099	0.304	/
	State2&4		Left Tilt	0	40620	2593	50	Mid	0.02	0.323	20.79	21.20	1.099	0.355	/
	State2&4		Right Cheek	0	40620	2593	50	Mid	-0.14	0.484	20.79	21.20	1.099	0.532	/
	State2&4		Right Tilt	0	40620	2593	50	Mid	-0.18	0.486	20.79	21.20	1.099	0.534	/
Ant.4	State6	QPSK	Left Cheek	0	40620	2593	1	Mid	-0.07	0.280	20.56	20.80	1.057	0.296	/
	State6		Left Tilt	0	40620	2593	1	Mid	-0.13	0.315	20.56	20.80	1.057	0.333	/
	State6		Right Cheek	0	40620	2593	1	Mid	-0.01	0.489	20.56	20.80	1.057	0.517	/
	State6		Right Tilt	0	40620	2593	1	Mid	-0.10	0.462	20.56	20.80	1.057	0.488	/
	State6		Left Cheek	0	40620	2593	50	Low	-0.10	0.259	20.49	20.80	1.074	0.278	/
	State6		Left Tilt	0	40620	2593	50	Low	0.13	0.299	20.49	20.80	1.074	0.321	/
	State6		Right Cheek	0	40620	2593	50	Low	0.01	0.462	20.49	20.80	1.074	0.496	/
	State6		Right Tilt	0	40620	2593	50	Low	-0.06	0.439	20.49	20.80	1.074	0.471	/
Ant.5	State2&4	QPSK	Left Cheek	0	40620	2593	1	Mid	0.04	0.485	22.12	22.80	1.169	0.567	/
	State2&4		Left Tilt	0	40620	2593	1	Mid	-0.05	0.141	22.12	22.80	1.169	0.165	/
	State2&4		Right Cheek	0	40620	2593	1	Mid	-0.01	0.786	22.12	22.80	1.169	0.919	48#
	State2&4		Right Tilt	0	40620	2593	1	Mid	0.03	0.101	22.12	22.80	1.169	0.118	/
	State2&4		Left Cheek	0	40620	2593	50	Low	0.12	0.463	21.89	22.80	1.233	0.571	/
	State2&4		Left Tilt	0	40620	2593	50	Low	-0.05	0.131	21.89	22.80	1.233	0.162	/
	State2&4		Right Cheek	0	40620	2593	50	Low	0.00	0.648	21.89	22.80	1.233	0.799	/
	State2&4		Right Tilt	0	40620	2593	50	Low	-0.18	0.088	21.89	22.80	1.233	0.109	/
	State2&4		Right Cheek	0	39750	2506	1	Mid	0.03	0.526	22.05	22.80	1.189	0.625	/
	State2&4		Right Cheek	0	40185	2549.5	1	Mid	-0.18	0.539	22.01	22.80	1.199	0.646	/
	State2&4		Right Cheek	0	41055	2636.5	1	Low	-0.14	0.685	22.04	22.80	1.191	0.816	/
	State2&4		Right Cheek	0	41490	2680	1	Low	0.08	0.695	22.11	22.80	1.172	0.815	/
	State2&4		Right Cheek	0	40620	2593	100	Low	-0.07	0.546	21.90	22.80	1.230	0.672	/
Ant.5	State6	QPSK	Left Cheek	0	40620	2593	1	Mid	-0.07	0.432	21.64	22.30	1.164	0.503	/
	State6		Left Tilt	0	40620	2593	1	Mid	-0.02	0.125	21.64	22.30	1.164	0.146	/
	State6		Right Cheek	0	40620	2593	1	Mid	0.06	0.678	21.64	22.30	1.164	0.789	/
	State6		Right Tilt	0	40620	2593	1	Mid	0.10	0.096	21.64	22.30	1.164	0.112	/
	State6		Left Cheek	0	40620	2593	50	Mid	0.07	0.407	21.65	22.30	1.161	0.473	/
	State6		Left Tilt	0	40620	2593	50	Mid	0.02	0.115	21.65	22.30	1.161	0.134	/
	State6		Right Cheek	0	40620	2593	50	Mid	0.15	0.649	21.65	22.30	1.161	0.753	/

	State6		Right Tilt	0	40620	2593	50	Mid	-0.08	0.079	21.65	22.30	1.161	0.092	/
Ant.0	State2&4&6	QPSK	Left Cheek	0	40185	2549.5	1	Mid	0.04	0.146	24.46	24.50	1.009	0.147	/
	State2&4&6		Left Tilt	0	40185	2549.5	1	Mid	0.03	0.050	24.46	24.50	1.009	0.050	/
	State2&4&6		Right Cheek	0	40185	2549.5	1	Mid	0.11	0.079	24.46	24.50	1.009	0.080	/
	State2&4&6		Right Tilt	0	40185	2549.5	1	Mid	-0.18	0.032	24.46	24.50	1.009	0.032	/
	State2&4&6		Left Cheek	0	40185	2549.5	50	Low	-0.13	0.136	23.24	23.50	1.062	0.144	/
	State2&4&6		Left Tilt	0	40185	2549.5	50	Low	-0.08	0.042	23.24	23.50	1.062	0.045	/
	State2&4&6		Right Cheek	0	40185	2549.5	50	Low	-0.12	0.066	23.24	23.50	1.062	0.070	/
	State2&4&6		Right Tilt	0	40185	2549.5	50	Low	-0.14	0.030	23.24	23.50	1.062	0.032	/
Ant.1	State2&4	QPSK	Left Cheek	0	41055	2636.5	1	Mid	0.04	0.430	20.89	21.50	1.151	0.495	/
	State2&4		Left Tilt	0	41055	2636.5	1	Mid	0.13	0.071	20.89	21.50	1.151	0.082	/
	State2&4		Right Cheek	0	41055	2636.5	1	Mid	0.05	0.620	20.89	21.50	1.151	0.714	/
	State2&4		Right Tilt	0	41055	2636.5	1	Mid	0.12	0.132	20.89	21.50	1.151	0.152	/
	State2&4		Left Cheek	0	41055	2636.5	50	High	0.14	0.415	20.82	21.50	1.169	0.485	/
	State2&4		Left Tilt	0	41055	2636.5	50	High	0.06	0.071	20.82	21.50	1.169	0.083	/
	State2&4		Right Cheek	0	41055	2636.5	50	High	-0.17	0.544	20.82	21.50	1.169	0.636	/
	State2&4		Right Tilt	0	41055	2636.5	50	High	0.15	0.142	20.82	21.50	1.169	0.166	/
Ant.1	State6	QPSK	Left Cheek	0	41055	2636.5	1	Low	0.06	0.383	20.45	21.00	1.135	0.435	/
	State6		Left Tilt	0	41055	2636.5	1	Low	0.08	0.062	20.45	21.00	1.135	0.070	/
	State6		Right Cheek	0	41055	2636.5	1	Low	0.05	0.396	20.45	21.00	1.135	0.449	/
	State6		Right Tilt	0	41055	2636.5	1	Low	0.01	0.105	20.45	21.00	1.135	0.119	/
	State6		Left Cheek	0	41055	2636.5	50	Mid	-0.16	0.362	20.40	21.00	1.148	0.416	/
	State6		Left Tilt	0	41055	2636.5	50	Mid	-0.10	0.063	20.40	21.00	1.148	0.072	/
	State6		Right Cheek	0	41055	2636.5	50	Mid	0.11	0.402	20.40	21.00	1.148	0.461	/
	State6		Right Tilt	0	41055	2636.5	50	Mid	-0.17	0.125	20.40	21.00	1.148	0.144	/
Body-worn															
Ant.4	State1&3	QPSK	Front Side	15	40620	2593	1	Mid	0.14	0.180	23.67	24.20	1.130	0.203	/
	State1&3		Back Side	15	40620	2593	1	Mid	0.11	0.260	23.67	24.20	1.130	0.294	49#
	State1&3		Front Side	15	40620	2593	50	Mid	0.11	0.167	22.79	23.50	1.178	0.197	/
	State1&3		Back Side	15	40620	2593	50	Mid	0.11	0.202	22.79	23.50	1.178	0.238	/
Ant.4	State5	QPSK	Front Side	15	40620	2593	1	Mid	0.09	0.147	23.02	23.30	1.067	0.157	/
	State5		Back Side	15	40620	2593	1	Mid	-0.01	0.201	23.02	23.30	1.067	0.214	/
	State5		Front Side	15	40620	2593	50	High	0.11	0.144	22.97	23.30	1.079	0.155	/
	State5		Back Side	15	40620	2593	50	High	-0.15	0.197	22.97	23.30	1.079	0.213	/
Ant.5	State1&3	QPSK	Front Side	15	41490	2680	1	Mid	-0.12	0.137	23.35	23.80	1.109	0.152	/
	State1&3		Back Side	15	41490	2680	1	Mid	0.14	0.216	23.35	23.80	1.109	0.240	/
	State1&3		Front Side	15	41490	2680	50	Mid	-0.01	0.127	23.31	23.80	1.119	0.142	/
	State1&3		Back Side	15	41490	2680	50	Mid	-0.15	0.207	23.31	23.80	1.119	0.232	/
Ant.5	State5	QPSK	Front Side	15	41490	2680	1	High	0.11	0.117	22.39	23.10	1.178	0.138	/
	State5		Back Side	15	41490	2680	1	High	0.13	0.181	22.39	23.10	1.178	0.213	/
	State5		Front Side	15	41490	2680	50	Mid	0.10	0.091	22.46	23.10	1.159	0.105	/
	State5		Back Side	15	41490	2680	50	Mid	0.15	0.179	22.46	23.10	1.159	0.207	/

Ant.0	State1&3	QPSK	Front Side	15	39750	2506	1	Mid	0.05	0.054	20.37	21.00	1.156	0.062	/
	State1&3		Back Side	15	39750	2506	1	Mid	-0.08	0.081	20.37	21.00	1.156	0.094	/
	State1&3		Front Side	15	39750	2506	50	High	-0.04	0.052	20.43	21.00	1.140	0.059	/
	State1&3		Back Side	15	39750	2506	50	High	0.09	0.082	20.43	21.00	1.140	0.093	/
Ant.0	State5	QPSK	Front Side	15	39750	2506	1	High	-0.08	0.050	20.15	20.80	1.161	0.058	/
	State5		Back Side	15	39750	2506	1	High	-0.15	0.078	20.15	20.80	1.161	0.091	/
	State5		Front Side	15	39750	2506	50	Mid	0.01	0.046	20.17	20.80	1.156	0.053	/
	State5		Back Side	15	39750	2506	50	Mid	-0.02	0.074	20.17	20.80	1.156	0.086	/
Ant.1	State1&3&5	QPSK	Front Side	15	40620	2593	1	Mid	0.13	0.189	24.08	24.50	1.102	0.208	/
	State1&3&5		Back Side	15	40620	2593	1	Mid	-0.17	0.243	24.08	24.50	1.102	0.268	/
	State1&3&5		Front Side	15	40620	2593	50	Mid	0.10	0.174	23.12	23.50	1.091	0.190	/
	State1&3&5		Back Side	15	40620	2593	50	Mid	-0.17	0.230	23.12	23.50	1.091	0.251	/
Hotspot															
Ant.4	State3	QPSK	Front Side	10	40620	2593	1	Mid	0.02	0.285	23.67	24.20	1.130	0.322	/
	State3		Back Side	10	40620	2593	1	Mid	-0.15	0.425	23.67	24.20	1.130	0.480	/
	State3		Right Edge	10	40620	2593	1	Mid	0.06	0.212	23.67	24.20	1.130	0.240	/
	State3		Top Edge	10	40620	2593	1	Mid	-0.02	0.606	23.67	24.20	1.130	0.685	/
	State3		Front Side	10	40620	2593	50	Mid	0.12	0.230	22.79	23.50	1.178	0.271	/
	State3		Back Side	10	40620	2593	50	Mid	0.05	0.370	22.79	23.50	1.178	0.436	/
	State3		Right Edge	10	40620	2593	50	Mid	-0.08	0.168	22.79	23.50	1.178	0.198	/
	State3		Top Edge	10	40620	2593	50	Mid	0.07	0.452	22.79	23.50	1.178	0.532	/
Ant.4	State5	QPSK	Front Side	10	40620	2593	1	Mid	0.15	0.231	23.02	23.30	1.067	0.246	/
	State5		Back Side	10	40620	2593	1	Mid	0.02	0.321	23.02	23.30	1.067	0.343	/
	State5		Right Edge	10	40620	2593	1	Mid	0.11	0.175	23.02	23.30	1.067	0.187	/
	State5		Top Edge	10	40620	2593	1	Mid	-0.13	0.412	23.02	23.30	1.067	0.440	/
	State5		Front Side	10	40620	2593	50	High	-0.13	0.217	22.97	23.30	1.079	0.234	/
	State5		Back Side	10	40620	2593	50	High	0.07	0.316	22.97	23.30	1.079	0.341	/
	State5		Right Edge	10	40620	2593	50	High	0.12	0.155	22.97	23.30	1.079	0.167	/
	State5		Top Edge	10	40620	2593	50	High	0.02	0.403	22.97	23.30	1.079	0.435	/
Ant.5	State3	QPSK	Front Side	10	41490	2680	1	Mid	0.05	0.156	23.35	23.80	1.109	0.173	/
	State3		Back Side	10	41490	2680	1	Mid	-0.02	0.212	23.35	23.80	1.109	0.235	/
	State3		Left Edge	10	41490	2680	1	Mid	-0.16	0.638	23.35	23.80	1.109	0.708	/
	State3		Front Side	10	41490	2680	50	Mid	0.09	0.146	23.31	23.80	1.119	0.163	/
	State3		Back Side	10	41490	2680	50	Mid	0.05	0.210	23.31	23.80	1.119	0.235	/
	State3		Left Edge	10	41490	2680	50	Mid	0.07	0.558	23.31	23.80	1.119	0.624	/
Ant.5	State5	QPSK	Front Side	10	41490	2680	1	High	-0.05	0.135	22.39	23.10	1.178	0.159	/
	State5		Back Side	10	41490	2680	1	High	-0.08	0.178	22.39	23.10	1.178	0.210	/
	State5		Left Edge	10	41490	2680	1	High	0.04	0.389	22.39	23.10	1.178	0.458	/
	State5		Front Side	10	41490	2680	50	Mid	0.10	0.143	22.46	23.10	1.159	0.166	/
	State5		Back Side	10	41490	2680	50	Mid	0.02	0.256	22.46	23.10	1.159	0.297	/
	State5		Left Edge	10	41490	2680	50	Mid	0.05	0.412	22.46	23.10	1.159	0.478	/
Ant.0	State3	QPSK	Front Side	10	39750	2506	1	Mid	-0.05	0.154	20.37	21.00	1.156	0.178	/

	State3	QPSK	Back Side	10	39750	2506	1	Mid	0.05	0.274	20.37	21.00	1.156	0.317	/
	State3		Left Edge	10	39750	2506	1	Mid	-0.11	0.054	20.37	21.00	1.156	0.062	/
	State3		Right Edge	10	39750	2506	1	Mid	-0.17	0.176	20.37	21.00	1.156	0.203	/
	State3		Bottom Edge	10	39750	2506	1	Mid	0.03	0.695	20.37	21.00	1.156	0.803	/
	State3		Front Side	10	39750	2506	50	High	0.03	0.143	20.43	21.00	1.140	0.163	/
	State3		Back Side	10	39750	2506	50	High	-0.02	0.250	20.43	21.00	1.140	0.285	/
	State3		Left Edge	10	39750	2506	50	High	-0.12	0.046	20.43	21.00	1.140	0.052	/
	State3		Right Edge	10	39750	2506	50	High	0.10	0.152	20.43	21.00	1.140	0.173	/
	State3		Bottom Edge	10	39750	2506	50	High	-0.16	0.684	20.43	21.00	1.140	0.780	/
	State3		Bottom Edge	10	40185	2549.5	1	Low	0.01	0.666	20.26	21.00	1.186	0.790	/
	State3		Bottom Edge	10	40620	2593	1	Low	-0.14	0.670	20.24	21.00	1.191	0.798	/
	State3		Bottom Edge	10	41055	2636.5	1	High	-0.18	0.652	20.34	21.00	1.164	0.759	/
	State3		Bottom Edge	10	41490	2680	1	Mid	-0.17	0.604	20.24	21.00	1.191	0.719	/
	State3		Bottom Edge	10	40620	2593	100	Low	-0.02	0.524	20.40	21.00	1.148	0.602	/
	Ant.0		State5	QPSK	Front Side	10	39750	2506	1	Low	-0.16	0.147	20.15	20.80	1.161
State5		Back Side	10		39750	2506	1	Low	-0.02	0.261	20.15	20.80	1.161	0.303	/
State5		Left Edge	10		39750	2506	1	Low	0.09	0.051	20.15	20.80	1.161	0.059	/
State5		Right Edge	10		39750	2506	1	Low	0.15	0.162	20.15	20.80	1.161	0.188	/
State5		Bottom Edge	10		39750	2506	1	Low	-0.01	0.625	20.15	20.80	1.161	0.726	/
State5		Front Side	10		39750	2506	50	Low	-0.08	0.129	20.17	20.80	1.156	0.149	/
State5		Back Side	10		39750	2506	50	Low	-0.16	0.236	20.17	20.80	1.156	0.273	/
State5		Left Edge	10		39750	2506	50	Low	0.12	0.044	20.17	20.80	1.156	0.051	/
State5		Right Edge	10		39750	2506	50	Low	-0.06	0.148	20.17	20.80	1.156	0.171	/
State5		Bottom Edge	10		39750	2506	50	Low	-0.13	0.623	20.17	20.80	1.156	0.720	/
Ant.1	State1&3&5	QPSK	Front Side	10	40620	2593	1	Mid	0.10	0.284	24.08	24.50	1.102	0.313	/
	State1&3&5		Back Side	10	40620	2593	1	Mid	0.09	0.351	24.08	24.50	1.102	0.387	/
	State1&3&5		Right Edge	10	40620	2593	1	Mid	0.00	0.869	24.08	24.50	1.102	0.958	50#
	State1&3&5		Front Side	10	40620	2593	50	Mid	0.03	0.221	23.12	23.50	1.091	0.241	/
	State1&3&5		Back Side	10	40620	2593	50	Mid	-0.15	0.325	23.12	23.50	1.091	0.355	/
	State1&3&5		Right Edge	10	40620	2593	50	Mid	-0.07	0.731	23.12	23.50	1.091	0.798	/
	State1&3&5		Right Edge	10	39750	2506	1	Mid	-0.08	0.685	23.92	24.50	1.143	0.783	/
	State1&3&5		Right Edge	10	40185	2549.5	1	Low	-0.06	0.677	24.04	24.50	1.112	0.753	/
	State1&3&5		Right Edge	10	41055	2636.5	1	Low	0.06	0.598	23.96	24.50	1.132	0.677	/
	State1&3&5		Right Edge	10	41490	2680	1	Mid	-0.08	0.768	24.04	24.50	1.112	0.854	/
	State1&3&5		Right Edge	10	40620	2593	100	Low	0.02	0.650	23.05	23.50	1.109	0.721	/

Note: Refer to ANNEX C for the detailed test data for each test configuration.

Antenna	Power Reduction	Mode	Position	Dist. (mm)	Ch.	Freq. (MHz)	RB Num.	RB Start	Power Drift (dB)	10g Meas SAR (W/kg)	Meas. Power (dBm)	Max. tune-power (dBm)	Scaling Factor	10g Scaled SAR (W/kg)	Meas. No.
Specific															
Ant.0	State3	QPSK	Bottom Edge	0	39750	2506	1	Mid	0.02	1.380	20.37	21.00	1.156	1.595	51#
	State3		Bottom Edge	0	39750	2506	50	High	0.01	1.350	20.43	21.00	1.140	1.539	/
Ant.0	State5	QPSK	Bottom Edge	0	39750	2506	1	Low	0.13	1.300	20.15	20.80	1.161	1.509	/
	State5		Bottom Edge	0	39750	2506	50	Low	0.05	1.270	20.17	20.80	1.156	1.468	/
Note: Refer to ANNEX C for the detailed test data for each test configuration.															

10.19 LTE Band 41 Worse case for CA Test

Antenna	Power Reduction	Mode	Position	Dist. (mm)	Ch.	Freq. (MHz)	RB Num.	RB Start	Power Drift (dB)	1 g Meas SAR (W/kg)	Meas. Power (dBm)	Max. tune-power (dBm)	Scaling Factor	1 g Scaled SAR (W/kg)	Meas. No.
Head-CA															
Ant.5	State2&4	QPSK	Right Cheek	0	40620 +40818	2593 +2612.8	1+1	High +Low	0.07	0.735	21.91	22.80	1.227	0.902	/
Body-worn-CA															
Ant.4	State1&3	QPSK	Back Side	15	40620 +40818	2593 +2612.8	1+1	High +Low	-0.03	0.231	23.31	24.20	1.227	0.283	/
Hotspot-CA															
Ant.1	State1&3&5	QPSK	Right Edge	10	40620 +40818	2593 +2612.8	1+1	High +Low	0.11	0.813	23.85	24.50	1.161	0.944	/
Note: Refer to ANNEX C for the detailed test data for each test configuration.															

Antenna	Power Reduction	Mode	Position	Dist. (mm)	Ch.	Freq. (MHz)	RB Num.	RB Start	Power Drift (dB)	10g Meas SAR (W/kg)	Meas. Power (dBm)	Max. tune-power (dBm)	Scaling Factor	10g Scaled SAR (W/kg)	Meas. No.
Specific-CA															
Ant.0	State3	QPSK	Bottom Edge	0	39750 +39948	2506 +2525.8	1+1	High +Low	0.06	1.260	20.29	21.00	1.178	1.484	/
Note: Refer to ANNEX C for the detailed test data for each test configuration.															

10.20 5G n5 (20MHz Bandwidth)

Antenna	Power Reduction	Mode	Information	Position	Dist. (mm)	Ch.	Freq. (MHz)	RB Num.	RB Start	Power Drift (dB)	1 g Meas SAR (W/kg)	Meas. Power (dBm)	Max. tune-power (dBm)	Scaling Factor	1g Scaled SAR (W/kg)	Meas. No.
Head																
Ant.1	State2&4	DFT-s-OFDM QPSK	SA	Left Cheek	0	167300	836.5	1	53	-0.03	0.196	23.10	24.00	1.230	0.241	/
	State2&4			Left Tilt	0	167300	836.5	1	53	-0.11	0.091	23.10	24.00	1.230	0.112	/
	State2&4			Right Cheek	0	167300	836.5	1	53	0.00	0.376	23.10	24.00	1.230	0.462	52#
	State2&4			Right Tilt	0	167300	836.5	1	53	-0.17	0.125	23.10	24.00	1.230	0.154	/
	State2&4			Left Cheek	0	167300	836.5	50	28	0.03	0.190	23.16	24.00	1.213	0.230	/
	State2&4			Left Tilt	0	167300	836.5	50	28	0.06	0.092	23.16	24.00	1.213	0.112	/
	State2&4			Right Cheek	0	167300	836.5	50	28	0.04	0.369	23.16	24.00	1.213	0.448	/
	State2&4			Right Tilt	0	167300	836.5	50	28	0.15	0.126	23.16	24.00	1.213	0.153	/
Ant.1	State6	DFT-s-OFDM QPSK	SA	Left Cheek	0	167300	836.5	1	104	-0.18	0.176	22.58	23.50	1.236	0.218	/
	State6			Left Tilt	0	167300	836.5	1	104	0.04	0.080	22.58	23.50	1.236	0.099	/
	State6			Right Cheek	0	167300	836.5	1	104	0.12	0.351	22.58	23.50	1.236	0.434	/
	State6			Right Tilt	0	167300	836.5	1	104	-0.01	0.102	22.58	23.50	1.236	0.126	/
	State6			Left Cheek	0	167300	836.5	50	56	-0.04	0.180	22.68	23.50	1.208	0.217	/
	State6			Left Tilt	0	167300	836.5	50	56	-0.01	0.077	22.68	23.50	1.208	0.093	/
	State6			Right Cheek	0	167300	836.5	50	56	-0.14	0.343	22.68	23.50	1.208	0.414	/
	State6			Right Tilt	0	167300	836.5	50	56	-0.10	0.104	22.68	23.50	1.208	0.126	/
Ant.0	State2&4&6	DFT-s-OFDM QPSK	SA	Left Cheek	0	166800	834	1	53	0.05	0.102	24.67	25.00	1.079	0.110	/
	State2&4&6			Left Tilt	0	166800	834	1	53	0.14	0.023	24.67	25.00	1.079	0.025	/
	State2&4&6			Right Cheek	0	166800	834	1	53	0.13	0.134	24.67	25.00	1.079	0.145	/
	State2&4&6			Right Tilt	0	166800	834	1	53	0.08	0.035	24.67	25.00	1.079	0.038	/
	State2&4&6			Left Cheek	0	166800	834	50	28	0.13	0.098	24.53	25.00	1.114	0.109	/
	State2&4&6			Left Tilt	0	166800	834	50	28	0.01	0.021	24.53	25.00	1.114	0.023	/
	State2&4&6			Right Cheek	0	166800	834	50	28	-0.13	0.118	24.53	25.00	1.114	0.131	/
	State2&4&6			Right Tilt	0	166800	834	50	28	-0.06	0.031	24.53	25.00	1.114	0.035	/
Body-worn																
Ant.1	State1&3	DFT-s-OFDM QPSK	SA	Front Side	15	167300	836.5	1	53	-0.16	0.110	23.10	24.00	1.230	0.135	/
	State1&3			Back Side	15	167300	836.5	1	53	0.01	0.194	23.10	24.00	1.230	0.239	53#
	State1&3			Front Side	15	167300	836.5	50	28	0.00	0.110	23.16	24.00	1.213	0.133	/
	State1&3			Back Side	15	167300	836.5	50	28	0.09	0.190	23.16	24.00	1.213	0.230	/
Ant.1	State5	DFT-s-OFDM QPSK	SA	Front Side	15	167800	839	1	104	-0.12	0.095	22.54	23.30	1.191	0.113	/
	State5			Back Side	15	167800	839	1	104	-0.01	0.167	22.54	23.30	1.191	0.199	/
	State5			Front Side	15	167800	839	50	56	-0.06	0.099	22.71	23.30	1.146	0.113	/
	State5			Back Side	15	167800	839	50	56	0.03	0.154	22.71	23.30	1.146	0.176	/
Ant.0	State1&3&5	DFT-s-OFDM QPSK	SA	Front Side	15	166800	834	1	53	0.02	0.089	24.67	25.00	1.079	0.096	/
	State1&3&5			Back Side	15	166800	834	1	53	0.15	0.139	24.67	25.00	1.079	0.150	/
	State1&3&5			Front Side	15	166800	834	50	28	0.10	0.083	24.53	25.00	1.114	0.092	/

	State1&3&5			Back Side	15	166800	834	50	28	-0.01	0.127	24.53	25.00	1.114	0.141	/
Hotspot																
Ant.1	State3	DFT-s-OFDM QPSK	SA	Front Side	10	167800	839	1	53	-0.02	0.110	23.10	24.00	1.230	0.135	/
	State3			Back Side	10	167800	839	1	53	0.04	0.210	23.10	24.00	1.230	0.258	/
	State3			Right Edge	10	167800	839	1	53	0.02	0.292	23.10	24.00	1.230	0.359	54#
	State3			Front Side	10	167800	839	50	28	-0.17	0.132	23.16	24.00	1.213	0.160	/
	State3			Back Side	10	167800	839	50	28	-0.18	0.223	23.16	24.00	1.213	0.270	/
	State3			Right Edge	10	167800	839	50	28	-0.04	0.259	23.16	24.00	1.213	0.314	/
Ant.1	State5	DFT-s-OFDM QPSK	SA	Front Side	10	167800	839	1	104	0.11	0.093	22.54	23.30	1.191	0.111	/
	State5			Back Side	10	167800	839	1	104	0.03	0.178	22.54	23.30	1.191	0.212	/
	State5			Right Edge	10	167800	839	1	104	-0.16	0.234	22.54	23.30	1.191	0.279	/
	State5			Front Side	10	167800	839	50	56	0.05	0.108	22.71	23.30	1.146	0.124	/
	State5			Back Side	10	167800	839	50	56	0.02	0.185	22.71	23.30	1.146	0.212	/
	State5			Right Edge	10	167800	839	50	56	0.03	0.213	22.71	23.30	1.146	0.244	/
Ant.0	State3&5	DFT-s-OFDM QPSK	SA	Front Side	10	166800	834	1	53	-0.07	0.081	24.67	25.00	1.079	0.087	/
	State3&5			Back Side	10	166800	834	1	53	-0.13	0.132	24.67	25.00	1.079	0.142	/
	State3&5			Left Edge	10	166800	834	1	53	0.01	0.035	24.67	25.00	1.079	0.038	/
	State3&5			Right Edge	10	166800	834	1	53	-0.14	0.062	24.67	25.00	1.079	0.067	/
	State3&5			Bottom Edge	10	166800	834	1	53	0.05	0.079	24.67	25.00	1.079	0.085	/
	State3&5			Front Side	10	166800	834	50	28	-0.16	0.074	24.53	25.00	1.114	0.082	/
	State3&5			Back Side	10	166800	834	50	28	-0.04	0.117	24.53	25.00	1.114	0.130	/
	State3&5			Left Edge	10	166800	834	50	28	-0.01	0.031	24.53	25.00	1.114	0.035	/
	State3&5			Right Edge	10	166800	834	50	28	-0.04	0.045	24.53	25.00	1.114	0.050	/
	State3&5			Bottom Edge	10	166800	834	50	28	-0.05	0.056	24.53	25.00	1.114	0.062	/

Note: Refer to ANNEX C for the detailed test data for each test configuration.

10.21 5G n7 (40MHz Bandwidth)

Antenna	Power Reduction	Mode	Information	Position	Dist. (mm)	Ch.	Freq. (MHz)	RB Num.	RB Start	Power Drift (dB)	1 g Meas SAR (W/kg)	Meas. Power (dBm)	Max. tune-power (dBm)	Scaling Factor	1g Scaled SAR (W/kg)	Meas. No.
Head																
Ant.4	State2&4	DFT-s-OFDM	SA	Left Cheek	0	507000	2535	1	214	0.00	0.126	15.11	15.80	1.172	0.148	/
	State2&4			Left Tilt	0	507000	2535	1	214	0.06	0.144	15.11	15.80	1.172	0.169	/
	State2&4			Right Cheek	0	507000	2535	1	214	-0.01	0.264	15.11	15.80	1.172	0.309	55#
	State2&4			Right Tilt	0	507000	2535	1	214	0.11	0.232	15.11	15.80	1.172	0.272	/
	State2&4			Left Cheek	0	507000	2535	108	0	0.03	0.109	15.02	15.80	1.197	0.130	/
	State2&4			Left Tilt	0	507000	2535	108	0	0.02	0.133	15.02	15.80	1.197	0.159	/
	State2&4			Right Cheek	0	507000	2535	108	0	0.07	0.251	15.02	15.80	1.197	0.300	/
	State2&4			Right Tilt	0	507000	2535	108	0	-0.02	0.208	15.02	15.80	1.197	0.249	/
Ant.4	State6	DFT-s-OFDM	SA	Left Cheek	0	507000	2535	1	108	0.07	0.113	14.69	15.30	1.151	0.130	/
	State6			Left Tilt	0	507000	2535	1	108	-0.07	0.123	14.69	15.30	1.151	0.142	/
	State6			Right Cheek	0	507000	2535	1	108	0.12	0.230	14.69	15.30	1.151	0.265	/
	State6			Right Tilt	0	507000	2535	1	108	0.13	0.210	14.69	15.30	1.151	0.242	/
	State6			Left Cheek	0	507000	2535	108	0	0.05	0.104	14.72	15.30	1.143	0.119	/
	State6			Left Tilt	0	507000	2535	108	0	0.13	0.121	14.72	15.30	1.143	0.138	/
	State6			Right Cheek	0	507000	2535	108	0	-0.09	0.218	14.72	15.30	1.143	0.249	/
	State6			Right Tilt	0	507000	2535	108	0	-0.13	0.197	14.72	15.30	1.143	0.225	/
Ant.5	State2&4	DFT-s-OFDM	SA	Left Cheek	0	510000	2550	1	214	0.14	0.090	18.70	19.40	1.175	0.106	/
	State2&4			Left Tilt	0	510000	2550	1	214	-0.12	0.028	18.70	19.40	1.175	0.033	/
	State2&4			Right Cheek	0	510000	2550	1	214	0.01	0.120	18.70	19.40	1.175	0.141	/
	State2&4			Right Tilt	0	510000	2550	1	214	-0.01	0.046	18.70	19.40	1.175	0.054	/
	State2&4			Left Cheek	0	510000	2550	108	108	0.05	0.083	18.78	19.40	1.153	0.096	/
	State2&4			Left Tilt	0	510000	2550	108	108	0.06	0.025	18.78	19.40	1.153	0.029	/
	State2&4			Right Cheek	0	510000	2550	108	108	0.00	0.109	18.78	19.40	1.153	0.126	/
	State2&4			Right Tilt	0	510000	2550	108	108	-0.06	0.039	18.78	19.40	1.153	0.045	/
Ant.5	State6	DFT-s-OFDM	SA	Left Cheek	0	507000	2535	1	108	-0.16	0.080	18.28	18.90	1.153	0.092	/
	State6			Left Tilt	0	507000	2535	1	108	-0.07	0.023	18.28	18.90	1.153	0.027	/
	State6			Right Cheek	0	507000	2535	1	108	-0.10	0.102	18.28	18.90	1.153	0.118	/
	State6			Right Tilt	0	507000	2535	1	108	-0.13	0.016	18.28	18.90	1.153	0.018	/
	State6			Left Cheek	0	507000	2535	108	108	-0.17	0.075	18.30	18.90	1.148	0.086	/
	State6			Left Tilt	0	507000	2535	108	108	-0.18	0.018	18.30	18.90	1.148	0.021	/
	State6			Right Cheek	0	507000	2535	108	108	-0.09	0.095	18.30	18.90	1.148	0.109	/
	State6			Right Tilt	0	507000	2535	108	108	0.04	0.016	18.30	18.90	1.148	0.018	/
Ant.0	State2&4&6	DFT-s-OFDM	SA	Left Cheek	0	507000	2535	1	108	0.07	0.057	22.97	23.70	1.183	0.067	/
	State2&4&6			Left Tilt	0	507000	2535	1	108	-0.13	0.023	22.97	23.70	1.183	0.027	/
	State2&4&6			Right Cheek	0	507000	2535	1	108	-0.01	0.079	22.97	23.70	1.183	0.093	/
	State2&4&6			Right Tilt	0	507000	2535	1	108	0.06	0.047	22.97	23.70	1.183	0.056	/

	State2&4&6			Left Cheek	0	507000	2535	108	108	-0.02	0.047	23.11	23.70	1.146	0.054	/
	State2&4&6			Left Tilt	0	507000	2535	108	108	0.01	0.021	23.11	23.70	1.146	0.024	/
	State2&4&6			Right Cheek	0	507000	2535	108	108	-0.14	0.042	23.11	23.70	1.146	0.048	/
	State2&4&6			Right Tilt	0	507000	2535	108	108	0.12	0.020	23.11	23.70	1.146	0.023	/

Body-worn

Ant.4	State1&3	DFT-	SA	Front Side	15	507000	2535	1	214	-0.02	0.091	21.10	22.10	1.259	0.115	/
	State1&3	s-		Back Side	15	507000	2535	1	214	0.04	0.100	21.10	22.10	1.259	0.126	56#
	State1&3	OFDM		Front Side	15	507000	2535	108	54	0.04	0.085	21.17	22.10	1.239	0.105	/
	State1&3	QPSK		Back Side	15	507000	2535	108	54	-0.11	0.092	21.17	22.10	1.239	0.114	/
Ant.4	State5	DFT-	SA	Front Side	15	507000	2535	1	108	-0.17	0.081	21.08	21.70	1.153	0.093	/
	State5	s-		Back Side	15	507000	2535	1	108	-0.09	0.086	21.08	21.70	1.153	0.099	/
	State5	OFDM		Front Side	15	507000	2535	108	108	0.15	0.069	21.00	21.70	1.175	0.081	/
	State5	QPSK		Back Side	15	507000	2535	108	108	0.09	0.075	21.00	21.70	1.175	0.088	/
Ant.5	State1&3	DFT-	SA	Front Side	15	507000	2535	1	1	0.05	0.011	22.56	23.20	1.159	0.013	/
	State1&3	s-		Back Side	15	507000	2535	1	1	-0.01	0.052	22.56	23.20	1.159	0.060	/
	State1&3	OFDM		Front Side	15	507000	2535	108	0	0.11	0.001	22.57	23.20	1.156	0.001	/
	State1&3	QPSK		Back Side	15	507000	2535	108	0	0.01	0.049	22.57	23.20	1.156	0.057	/
Ant.5	State5	DFT-	SA	Front Side	15	507000	2535	1	214	-0.16	0.011	22.12	22.70	1.143	0.013	/
	State5	s-		Back Side	15	507000	2535	1	214	-0.09	0.021	22.12	22.70	1.143	0.024	/
	State5	OFDM		Front Side	15	507000	2535	108	54	0.06	0.002	22.02	22.70	1.169	0.002	/
	State5	QPSK		Back Side	15	507000	2535	108	54	-0.02	0.016	22.02	22.70	1.169	0.019	/
Ant.0	State1&3	DFT-	SA	Front Side	15	507000	2535	1	108	0.06	0.035	20.35	21.20	1.216	0.043	/
	State1&3	s-		Back Side	15	507000	2535	1	108	0.10	0.052	20.35	21.20	1.216	0.063	/
	State1&3	OFDM		Front Side	15	507000	2535	108	54	-0.07	0.041	20.34	21.20	1.219	0.050	/
	State1&3	QPSK		Back Side	15	507000	2535	108	54	-0.10	0.063	20.34	21.20	1.219	0.077	/
Ant.0	State5	DFT-	SA	Front Side	15	507000	2535	1	1	0.10	0.032	20.09	20.70	1.151	0.037	/
	State5	s-		Back Side	15	507000	2535	1	1	0.12	0.046	20.09	20.70	1.151	0.053	/
	State5	OFDM		Front Side	15	507000	2535	108	54	-0.06	0.037	20.10	20.70	1.148	0.042	/
	State5	QPSK		Back Side	15	507000	2535	108	54	0.12	0.053	20.10	20.70	1.148	0.061	/
Hotspot																
Ant.4	State3	DFT-	SA	Front Side	10	507000	2535	1	214	-0.13	0.079	21.10	22.10	1.259	0.099	/
	State3			Back Side	10	507000	2535	1	214	-0.11	0.136	21.10	22.10	1.259	0.171	/
	State3			Right Edge	10	507000	2535	1	214	-0.01	0.121	21.10	22.10	1.259	0.152	/
	State3			Top Edge	10	507000	2535	1	214	0.03	0.229	21.10	22.10	1.259	0.288	/
	State3	OFDM		Front Side	10	507000	2535	108	54	0.11	0.101	21.17	22.10	1.239	0.125	/
	State3	QPSK		Back Side	10	507000	2535	108	54	-0.18	0.106	21.17	22.10	1.239	0.131	/
	State3	Right Edge		10	507000	2535	108	54	0.10	0.079	21.17	22.10	1.239	0.098	/	
	State3	Top Edge		10	507000	2535	108	54	0.09	0.195	21.17	22.10	1.239	0.242	/	
Ant.4	State5	DFT-	SA	Front Side	10	507000	2535	1	108	0.00	0.072	21.08	21.70	1.153	0.083	/
	State5	s-		Back Side	10	507000	2535	1	108	-0.15	0.124	21.08	21.70	1.153	0.143	/
	State5	OFDM		Right Edge	10	507000	2535	1	108	-0.14	0.110	21.08	21.70	1.153	0.127	/
	State5	QPSK		Top Edge	10	507000	2535	1	108	0.02	0.188	21.08	21.70	1.153	0.217	/
	State5	Front Side		10	507000	2535	108	108	-0.09	0.092	21.00	21.70	1.175	0.108	/	

	State5			Back Side	10	507000	2535	108	108	0.04	0.097	21.00	21.70	1.175	0.114	/			
	State5			Right Edge	10	507000	2535	108	108	0.11	0.072	21.00	21.70	1.175	0.085	/			
	State5			Top Edge	10	507000	2535	108	108	0.05	0.167	21.00	21.70	1.175	0.196	/			
Ant.5	State3	DFT- s- OFDM QPSK	SA	Front Side	10	507000	2535	1	1	0.06	0.072	22.56	23.20	1.159	0.083	/			
	State3			Back Side	10	507000	2535	1	1	0.10	0.110	22.56	23.20	1.159	0.127	/			
	State3			Left Edge	10	507000	2535	1	1	-0.14	0.209	22.56	23.20	1.159	0.242	/			
	State3			Front Side	10	507000	2535	108	0	-0.05	0.056	22.57	23.20	1.156	0.065	/			
	State3			Back Side	10	507000	2535	108	0	-0.05	0.086	22.57	23.20	1.156	0.099	/			
	State3			Left Edge	10	507000	2535	108	0	-0.07	0.149	22.57	23.20	1.156	0.172	/			
Ant.5	State5	DFT- s- OFDM QPSK	SA	Front Side	10	507000	2535	1	214	-0.06	0.065	22.12	22.70	1.143	0.074	/			
	State5			Back Side	10	507000	2535	1	214	-0.10	0.095	22.12	22.70	1.143	0.109	/			
	State5			Left Edge	10	507000	2535	1	214	-0.11	0.175	22.12	22.70	1.143	0.200	/			
	State5			Front Side	10	507000	2535	108	54	0.11	0.051	22.02	22.70	1.169	0.060	/			
	State5			Back Side	10	507000	2535	108	54	-0.02	0.071	22.02	22.70	1.169	0.083	/			
	State5			Left Edge	10	507000	2535	108	54	0.07	0.135	22.02	22.70	1.169	0.158	/			
Ant.0	State3	DFT- s- OFDM QPSK	SA	Front Side	10	507000	2535	1	108	-0.10	0.085	20.35	21.20	1.216	0.103	/			
	State3			Back Side	10	507000	2535	1	108	-0.05	0.125	20.35	21.20	1.216	0.152	/			
	State3			Left Edge	10	507000	2535	1	108	0.02	0.056	20.35	21.20	1.216	0.068	/			
	State3			Right Edge	10	507000	2535	1	108	0.00	0.154	20.35	21.20	1.216	0.187	/			
	State3			Bottom Edge	10	507000	2535	1	108	0.06	0.856	20.35	21.20	1.216	1.041	57#			
	State3			Front Side	10	507000	2535	108	54	0.12	0.078	20.34	21.20	1.219	0.095	/			
	State3			Back Side	10	507000	2535	108	54	0.00	0.103	20.34	21.20	1.219	0.126	/			
	State3			Left Edge	10	507000	2535	108	54	0.10	0.025	20.34	21.20	1.219	0.030	/			
	State3			Right Edge	10	507000	2535	108	54	0.06	0.062	20.34	21.20	1.219	0.076	/			
	State3			Bottom Edge	10	507000	2535	108	54	-0.18	0.759	20.34	21.20	1.219	0.925	/			
				State3			Bottom Edge	10	504000	2520	1	108	0.01	0.812	20.26	21.20	1.242	1.009	/
				State3			Bottom Edge	10	510000	2550	1	108	0.08	0.793	20.27	21.20	1.239	0.983	/
	State3			Bottom Edge	10	504000	2520	108	0	-0.07	0.780	20.27	21.20	1.239	0.966	/			
	State3			Bottom Edge	10	510000	2550	108	108	-0.11	0.735	20.27	21.20	1.239	0.911	/			
	State3			Bottom Edge	10	504000	2520	216	0	0.12	0.768	20.45	21.20	1.189	0.913	/			
Ant.0	State5	DFT- s- OFDM QPSK	SA	Front Side	10	507000	2535	1	1	0.13	0.076	20.09	20.70	1.151	0.087	/			
	State5			Back Side	10	507000	2535	1	1	-0.11	0.112	20.09	20.70	1.151	0.129	/			
	State5			Left Edge	10	507000	2535	1	1	-0.12	0.014	20.09	20.70	1.151	0.016	/			
	State5			Right Edge	10	507000	2535	1	1	-0.13	0.137	20.09	20.70	1.151	0.158	/			
	State5			Bottom Edge	10	507000	2535	1	1	-0.06	0.767	20.09	20.70	1.151	0.883	/			
	State5			Front Side	10	507000	2535	108	0	0.13	0.073	20.10	20.70	1.148	0.084	/			
	State5			Back Side	10	507000	2535	108	0	-0.08	0.106	20.10	20.70	1.148	0.122	/			
	State5			Left Edge	10	507000	2535	108	0	-0.03	0.014	20.10	20.70	1.148	0.016	/			
	State5			Right Edge	10	507000	2535	108	0	-0.01	0.064	20.10	20.70	1.148	0.073	/			
	State5			Bottom Edge	10	507000	2535	108	0	-0.03	0.726	20.10	20.70	1.148	0.833	/			

Note: Refer to ANNEX C for the detailed test data for each test configuration.

Antenna	Power Reduction	Mode	Information	Position	Dist. (mm)	Ch.	Freq. (MHz)	RB Num.	RB Start	Power Drift (dB)	10g Meas SAR (W/kg)	Meas. Power (dBm)	Max. tune-power (dBm)	Scaling Factor	10g Scaled SAR (W/kg)	Meas. No.
Specific																
Ant.0	State3	DFT-s-	SA	Bottom Edge	0	507000	2535	1	108	0.03	1.430	20.35	21.20	1.216	1.739	58#
	State3	OFDM QPSK		Bottom Edge	0	507000	2535	108	54	0.05	1.250	20.34	21.20	1.219	1.524	/
Ant.0	State5	DFT-s-	SA	Bottom Edge	0	507000	2535	1	1	-0.01	1.230	20.09	20.70	1.151	1.416	/
	State5	OFDM QPSK		Bottom Edge	0	507000	2535	108	0	0.02	1.230	20.10	20.70	1.148	1.412	/
Note: Refer to ANNEX C for the detailed test data for each test configuration.																

10.22 5G n66 (40MHz Bandwidth)

Antenna	Power Reduction	Mode	Information	Position	Dist. (mm)	Ch.	Freq. (MHz)	RB Num.	RB Start	Power Drift (dB)	1 g Meas SAR (W/kg)	Meas. Power (dBm)	Max. tune-power (dBm)	Scaling Factor	1g Scaled SAR (W/kg)	Meas. No.
Head																
Ant.4	State2&4	DFT-s-OFDM QPSK	SA	Left Cheek	0	349000	1745	1	214	-0.17	0.182	18.98	19.60	1.153	0.210	/
	State2&4			Left Tilt	0	349000	1745	1	214	0.03	0.132	18.98	19.60	1.153	0.152	/
	State2&4			Right Cheek	0	349000	1745	1	214	0.03	0.509	18.98	19.60	1.153	0.587	/
	State2&4			Right Tilt	0	349000	1745	1	214	-0.18	0.196	18.98	19.60	1.153	0.226	/
	State2&4			Left Cheek	0	349000	1745	108	0	-0.02	0.169	18.82	19.60	1.197	0.202	/
	State2&4			Left Tilt	0	349000	1745	108	0	0.02	0.125	18.82	19.60	1.197	0.150	/
	State2&4			Right Cheek	0	349000	1745	108	0	0.08	0.433	18.82	19.60	1.197	0.518	/
	State2&4			Right Tilt	0	349000	1745	108	0	-0.01	0.168	18.82	19.60	1.197	0.201	/
Ant.4	State6	DFT-s-OFDM QPSK	SA	Left Cheek	0	349000	1745	1	108	-0.12	0.162	18.33	19.10	1.194	0.193	/
	State6			Left Tilt	0	349000	1745	1	108	0.09	0.123	18.33	19.10	1.194	0.147	/
	State6			Right Cheek	0	349000	1745	1	108	0.08	0.245	18.33	19.10	1.194	0.293	/
	State6			Right Tilt	0	349000	1745	1	108	-0.06	0.168	18.33	19.10	1.194	0.201	/
	State6			Left Cheek	0	349000	1745	108	54	0.03	0.154	18.47	19.10	1.156	0.178	/
	State6			Left Tilt	0	349000	1745	108	54	0.15	0.106	18.47	19.10	1.156	0.123	/
	State6			Right Cheek	0	349000	1745	108	54	-0.06	0.209	18.47	19.10	1.156	0.242	/
	State6			Right Tilt	0	349000	1745	108	54	-0.18	0.152	18.47	19.10	1.156	0.176	/
Ant.5	State2&4	DFT-s-OFDM QPSK	SA	Left Cheek	0	346000	1730	1	108	-0.01	0.704	21.62	22.30	1.169	0.823	59#
	State2&4			Left Tilt	0	346000	1730	1	108	-0.03	0.145	21.62	22.30	1.169	0.170	/
	State2&4			Right Cheek	0	346000	1730	1	108	0.09	0.426	21.62	22.30	1.169	0.498	/
	State2&4			Right Tilt	0	346000	1730	1	108	0.03	0.102	21.62	22.30	1.169	0.119	/
	State2&4			Left Cheek	0	346000	1730	108	0	-0.08	0.512	21.63	22.30	1.167	0.598	/
	State2&4			Left Tilt	0	346000	1730	108	0	0.02	0.111	21.63	22.30	1.167	0.130	/
	State2&4			Right Cheek	0	346000	1730	108	0	0.13	0.278	21.63	22.30	1.167	0.324	/
	State2&4			Right Tilt	0	346000	1730	108	0	0.10	0.056	21.63	22.30	1.167	0.065	/
	State2&4			Left Cheek	0	349000	1745	1	108	0.02	0.640	21.45	22.30	1.216	0.778	/
	State2&4			Left Cheek	0	352000	1760	1	214	0.08	0.645	21.57	22.30	1.183	0.763	/
	State2&4			Left Cheek	0	346000	1730	216	0	0.08	0.452	21.67	22.30	1.156	0.523	/
	Ant.5			State6	DFT-s-OFDM QPSK	SA	Left Cheek	0	346000	1730	1	108	0.01	0.592	21.25	21.90
State6		Left Tilt	0	346000			1730	1	108	0.11	0.133	21.25	21.90	1.161	0.154	/
State6		Right Cheek	0	346000			1730	1	108	0.15	0.381	21.25	21.90	1.161	0.442	/
State6		Right Tilt	0	346000			1730	1	108	-0.15	0.092	21.25	21.90	1.161	0.107	/
State6		Left Cheek	0	346000			1730	108	54	0.12	0.417	21.20	21.90	1.175	0.490	/
State6		Left Tilt	0	346000			1730	108	54	-0.18	0.102	21.20	21.90	1.175	0.120	/
State6		Right Cheek	0	346000			1730	108	54	-0.14	0.256	21.20	21.90	1.175	0.301	/
State6		Right Tilt	0	346000			1730	108	54	-0.08	0.054	21.20	21.90	1.175	0.063	/
Ant.0	State2&4&6		SA	Left Cheek	0	349000	1745	1	1	-0.10	0.102	24.60	25.00	1.096	0.112	/

	State2&4&6	DFT-s-		Left Tilt	0	349000	1745	1	1	-0.18	0.045	24.60	25.00	1.096	0.049	/
	State2&4&6			Right Cheek	0	349000	1745	1	1	0.06	0.111	24.60	25.00	1.096	0.122	/
	State2&4&6			Right Tilt	0	349000	1745	1	1	0.09	0.036	24.60	25.00	1.096	0.039	/
	State2&4&6	QPSK		Left Cheek	0	349000	1745	108	54	-0.14	0.098	24.10	25.00	1.230	0.121	/
	State2&4&6			Left Tilt	0	349000	1745	108	54	-0.14	0.012	24.10	25.00	1.230	0.015	/
	State2&4&6			Right Cheek	0	349000	1745	108	54	0.10	0.105	24.10	25.00	1.230	0.129	/
	State2&4&6			Right Tilt	0	349000	1745	108	54	0.00	0.020	24.10	25.00	1.230	0.025	/

Body-worn

Ant.4	State1&3	DFT-s-	SA	Front Side	15	349000	1745	1	1	0.07	0.112	22.37	23.10	1.183	0.132	/
	State1&3			Back Side	15	349000	1745	1	1	0.02	0.128	22.37	23.10	1.183	0.151	/
	State1&3	OFDM		Front Side	15	349000	1745	108	54	0.08	0.089	22.31	23.10	1.199	0.107	/
	State1&3	QPSK		Back Side	15	349000	1745	108	54	-0.15	0.095	22.31	23.10	1.199	0.114	/
Ant.4	State5	DFT-s-	SA	Front Side	15	349000	1745	1	1	0.02	0.093	21.70	22.30	1.148	0.107	/
	State5			Back Side	15	349000	1745	1	1	-0.06	0.102	21.70	22.30	1.148	0.117	/
	State5	OFDM		Front Side	15	349000	1745	108	0	-0.13	0.076	21.67	22.30	1.156	0.088	/
	State5	QPSK		Back Side	15	349000	1745	108	0	-0.06	0.083	21.67	22.30	1.156	0.096	/
Ant.5	State1&3	DFT-s-	SA	Front Side	15	349000	1745	1	214	0.01	0.133	23.67	24.30	1.156	0.154	/
	State1&3			Back Side	15	349000	1745	1	214	0.01	0.179	23.67	24.30	1.156	0.207	60#
	State1&3	OFDM		Front Side	15	349000	1745	108	108	0.07	0.091	23.67	24.30	1.156	0.105	/
	State1&3	QPSK		Back Side	15	349000	1745	108	108	-0.04	0.125	23.67	24.30	1.156	0.145	/
Ant.5	State5	DFT-s-	SA	Front Side	15	349000	1745	1	108	-0.09	0.110	22.91	23.50	1.146	0.126	/
	State5			Back Side	15	349000	1745	1	108	-0.04	0.143	22.91	23.50	1.146	0.164	/
	State5	OFDM		Front Side	15	349000	1745	108	54	0.09	0.076	22.84	23.50	1.164	0.088	/
	State5	QPSK		Back Side	15	349000	1745	108	54	-0.12	0.105	22.84	23.50	1.164	0.122	/
Ant.0	State1&3	DFT-s-	SA	Front Side	15	349000	1745	1	108	0.02	0.002	21.58	22.20	1.153	0.002	/
	State1&3			Back Side	15	349000	1745	1	108	-0.05	0.020	21.58	22.20	1.153	0.023	/
	State1&3	OFDM		Front Side	15	349000	1745	108	54	-0.14	0.001	21.49	22.20	1.178	0.001	/
	State1&3	QPSK		Back Side	15	349000	1745	108	54	-0.02	0.012	21.49	22.20	1.178	0.014	/
Ant.0	State5	DFT-s-	SA	Front Side	15	349000	1745	1	214	-0.08	0.001	20.59	21.40	1.205	0.001	/
	State5			Back Side	15	349000	1745	1	214	-0.02	0.009	20.59	21.40	1.205	0.011	/
	State5	OFDM		Front Side	15	349000	1745	108	108	-0.18	0.001	20.58	21.40	1.208	0.001	/
	State5	QPSK		Back Side	15	349000	1745	108	108	-0.08	0.005	20.58	21.40	1.208	0.006	/

Hotspot

Ant.4	State3	DFT-s-	SA	Front Side	10	349000	1745	1	1	0.04	0.172	22.37	23.10	1.183	0.203	/
	State3			Back Side	10	349000	1745	1	1	-0.17	0.210	22.37	23.10	1.183	0.248	/
	State3			Right Edge	10	349000	1745	1	1	-0.07	0.213	22.37	23.10	1.183	0.252	/
	State3			Top Edge	10	349000	1745	1	1	-0.01	0.223	22.37	23.10	1.183	0.264	/
	State3	QPSK		Front Side	10	349000	1745	108	54	-0.10	0.132	22.31	23.10	1.199	0.158	/
	State3			Back Side	10	349000	1745	108	54	-0.09	0.156	22.31	23.10	1.199	0.187	/
	State3			Right Edge	10	349000	1745	108	54	0.07	0.149	22.31	23.10	1.199	0.179	/
	State3			Top Edge	10	349000	1745	108	54	0.07	0.189	22.31	23.10	1.199	0.227	/
	State5				Front Side	10	349000	1745	1	1	0.13	0.142	21.70	22.30	1.148	0.163
State5	Back Side	10	349000		1745	1	1	0.05	0.172	21.70	22.30	1.148	0.197	/		

	State5	DFT-s-OFDM QPSK		Right Edge	10	349000	1745	1	1	-0.05	0.165	21.70	22.30	1.148	0.189	/			
	State5			Top Edge	10	349000	1745	1	1	-0.11	0.184	21.70	22.30	1.148	0.211	/			
	State5			Front Side	10	349000	1745	108	0	-0.13	0.102	21.67	22.30	1.156	0.118	/			
	State5			Back Side	10	349000	1745	108	0	-0.12	0.120	21.67	22.30	1.156	0.139	/			
	State5			Right Edge	10	349000	1745	108	0	0.08	0.111	21.67	22.30	1.156	0.128	/			
	State5			Top Edge	10	349000	1745	108	0	0.15	0.161	21.67	22.30	1.156	0.186	/			
Ant.5	State3	DFT-s-OFDM QPSK	SA	Front Side	10	349000	1745	1	214	-0.10	0.227	23.67	24.30	1.156	0.262	/			
	State3			Back Side	10	349000	1745	1	214	-0.16	0.295	23.67	24.30	1.156	0.341	/			
	State3			Left Edge	10	349000	1745	1	214	0.04	0.622	23.67	24.30	1.156	0.719	61#			
	State3			Front Side	10	349000	1745	108	108	0.07	0.222	23.67	24.30	1.156	0.257	/			
	State3			Back Side	10	349000	1745	108	108	-0.07	0.270	23.67	24.30	1.156	0.312	/			
	State3			Left Edge	10	349000	1745	108	108	0.14	0.562	23.67	24.30	1.156	0.650	/			
Ant.5	State5	DFT-s-OFDM QPSK	SA	Front Side	10	349000	1745	1	108	0.00	0.189	22.91	23.50	1.146	0.217	/			
	State5			Back Side	10	349000	1745	1	108	-0.18	0.245	22.91	23.50	1.146	0.281	/			
	State5			Left Edge	10	349000	1745	1	108	0.06	0.509	22.91	23.50	1.146	0.583	/			
	State5			Front Side	10	349000	1745	108	54	-0.09	0.185	22.84	23.50	1.164	0.215	/			
	State5			Back Side	10	349000	1745	108	54	-0.15	0.225	22.84	23.50	1.164	0.262	/			
	State5			Left Edge	10	349000	1745	108	54	-0.18	0.468	22.84	23.50	1.164	0.545	/			
Ant.0	State3	DFT-s-OFDM QPSK	SA	Front Side	10	349000	1745	1	108	-0.16	0.070	21.58	22.20	1.153	0.081	/			
	State3			Back Side	10	349000	1745	1	108	-0.05	0.132	21.58	22.20	1.153	0.152	/			
	State3			Left Edge	10	349000	1745	1	108	-0.11	0.001	21.58	22.20	1.153	0.001	/			
	State3			Right Edge	10	349000	1745	1	108	0.08	0.024	21.58	22.20	1.153	0.028	/			
	State3			Bottom Edge	10	349000	1745	1	108	-0.01	0.216	21.58	22.20	1.153	0.249	/			
	State3			Front Side	10	349000	1745	108	54	-0.09	0.062	21.49	22.20	1.178	0.073	/			
	State3			Back Side	10	349000	1745	108	54	-0.09	0.117	21.49	22.20	1.178	0.138	/			
	State3			Left Edge	10	349000	1745	108	54	-0.18	0.001	21.49	22.20	1.178	0.001	/			
	State3			Right Edge	10	349000	1745	108	54	0.01	0.021	21.49	22.20	1.178	0.025	/			
	State3			Bottom Edge	10	349000	1745	108	54	0.12	0.186	21.49	22.20	1.178	0.219	/			
	Ant.0			State5	DFT-s-OFDM QPSK	SA	Front Side	10	349000	1745	1	214	0.08	0.058	20.59	21.40	1.205	0.070	/
				State5			Back Side	10	349000	1745	1	214	-0.07	0.105	20.59	21.40	1.205	0.127	/
State5		Left Edge	10	349000			1745	1	214	0.00	0.001	20.59	21.40	1.205	0.001	/			
State5		Right Edge	10	349000			1745	1	214	0.11	0.012	20.59	21.40	1.205	0.014	/			
State5		Bottom Edge	10	349000			1745	1	214	-0.15	0.175	20.59	21.40	1.205	0.211	/			
State5		Front Side	10	349000			1745	108	108	0.08	0.048	20.58	21.40	1.208	0.058	/			
State5		Back Side	10	349000			1745	108	108	0.15	0.093	20.58	21.40	1.208	0.112	/			
State5		Left Edge	10	349000			1745	108	108	-0.03	0.001	20.58	21.40	1.208	0.001	/			
State5		Right Edge	10	349000			1745	108	108	0.10	0.010	20.58	21.40	1.208	0.012	/			
State5		Bottom Edge	10	349000			1745	108	108	-0.13	0.173	20.58	21.40	1.208	0.209	/			

Note: Refer to ANNEX C for the detailed test data for each test configuration.

10.23 5G n38 (40MHz Bandwidth)

Antenna	Power Reduction	Mode	Information	Position	Dist. (mm)	Ch.	Freq. (MHz)	RB Num.	RB Start	Power Drift (dB)	1 g Meas SAR (W/kg)	Meas. Power (dBm)	Max. tune-power (dBm)	Scaling Factor	1g Scaled SAR (W/kg)	Meas. No.
Head																
Ant.4	State2&4	DFT-s-OFDM	SA	Left Cheek	0	518000	2590	1	1	0.02	0.321	18.49	19.10	1.151	0.369	/
	State2&4			Left Tilt	0	518000	2590	1	1	-0.13	0.390	18.49	19.10	1.151	0.449	/
	State2&4			Right Cheek	0	518000	2590	1	1	0.11	0.632	18.49	19.10	1.151	0.727	/
	State2&4			Right Tilt	0	518000	2590	1	1	0.05	0.512	18.49	19.10	1.151	0.589	/
	State2&4			Left Cheek	0	518000	2590	50	28	-0.15	0.301	18.51	19.10	1.146	0.345	/
	State2&4			Left Tilt	0	518000	2590	50	28	-0.10	0.346	18.51	19.10	1.146	0.397	/
	State2&4			Right Cheek	0	518000	2590	50	28	-0.15	0.576	18.51	19.10	1.146	0.660	/
	State2&4			Right Tilt	0	518000	2590	50	28	-0.07	0.503	18.51	19.10	1.146	0.576	/
Ant.4	State6	DFT-s-OFDM	SA	Left Cheek	0	518000	2590	1	1	-0.16	0.286	17.99	18.60	1.151	0.329	/
	State6			Left Tilt	0	518000	2590	1	1	-0.05	0.348	17.99	18.60	1.151	0.401	/
	State6			Right Cheek	0	518000	2590	1	1	0.09	0.521	17.99	18.60	1.151	0.600	/
	State6			Right Tilt	0	518000	2590	1	1	-0.10	0.464	17.99	18.60	1.151	0.534	/
	State6			Left Cheek	0	518000	2590	50	28	-0.09	0.214	17.87	18.60	1.183	0.253	/
	State6			Left Tilt	0	518000	2590	50	28	0.01	0.261	17.87	18.60	1.183	0.309	/
	State6			Right Cheek	0	518000	2590	50	28	-0.06	0.425	17.87	18.60	1.183	0.503	/
	State6			Right Tilt	0	518000	2590	50	28	0.11	0.402	17.87	18.60	1.183	0.476	/
Ant.5	State2&4	DFT-s-OFDM	SA	Left Cheek	0	520000	2600	1	1	0.13	0.401	21.97	22.70	1.183	0.474	/
	State2&4			Left Tilt	0	520000	2600	1	1	0.09	0.156	21.97	22.70	1.183	0.185	/
	State2&4			Right Cheek	0	520000	2600	1	1	0.07	0.758	21.97	22.70	1.183	0.897	/
	State2&4			Right Tilt	0	520000	2600	1	1	0.06	0.092	21.97	22.70	1.183	0.109	/
	State2&4			Left Cheek	0	520000	2600	50	0	-0.02	0.370	21.99	22.70	1.178	0.436	/
	State2&4			Left Tilt	0	520000	2600	50	0	0.15	0.121	21.99	22.70	1.178	0.143	/
	State2&4			Right Cheek	0	520000	2600	50	0	-0.15	0.676	21.99	22.70	1.178	0.796	/
	State2&4			Right Tilt	0	520000	2600	50	0	-0.08	0.090	21.99	22.70	1.178	0.106	/
	State2&4			Right Cheek	0	518000	2590	1	1	-0.06	0.692	21.75	22.70	1.245	0.862	/
	State2&4			Right Cheek	0	519000	2595	1	104	-0.18	0.702	21.96	22.70	1.186	0.833	/
	State2&4			Right Cheek	0	520000	2600	100	0	0.03	0.568	21.96	22.70	1.186	0.674	/
	Ant.5			State6	DFT-s-OFDM	SA	Left Cheek	0	520000	2600	1	104	-0.02	0.359	21.59	22.20
State6		Left Tilt	0	520000			2600	1	104	-0.03	0.125	21.59	22.20	1.151	0.144	/
State6		Right Cheek	0	520000			2600	1	104	-0.13	0.636	21.59	22.20	1.151	0.732	/
State6		Right Tilt	0	520000			2600	1	104	-0.02	0.067	21.59	22.20	1.151	0.077	/
State6		Left Cheek	0	520000			2600	50	56	0.15	0.330	21.56	22.20	1.159	0.382	/
State6		Left Tilt	0	520000			2600	50	56	-0.03	0.110	21.56	22.20	1.159	0.127	/
State6		Right Cheek	0	520000			2600	50	56	-0.07	0.603	21.56	22.20	1.159	0.699	/
State6		Right Tilt	0	520000			2600	50	56	-0.11	0.062	21.56	22.20	1.159	0.072	/
Ant.1	State2&4		SA	Left Cheek	0	518000	2590	1	53	-0.04	0.631	20.88	21.60	1.180	0.745	/

	State2&4	DFT- s- OFDM QPSK	SA	Left Tilt	0	518000	2590	1	53	0.02	0.111	20.88	21.60	1.180	0.131	/
	State2&4			Right Cheek	0	518000	2590	1	53	0.06	0.849	20.88	21.60	1.180	1.002	62#
	State2&4			Right Tilt	0	518000	2590	1	53	-0.12	0.200	20.88	21.60	1.180	0.236	/
	State2&4			Left Cheek	0	518000	2590	50	28	0.05	0.533	20.94	21.60	1.164	0.620	/
	State2&4			Left Tilt	0	518000	2590	50	28	0.12	0.086	20.94	21.60	1.164	0.100	/
	State2&4			Right Cheek	0	518000	2590	50	28	0.09	0.682	20.94	21.60	1.164	0.794	/
	State2&4			Right Tilt	0	518000	2590	50	28	0.07	0.168	20.94	21.60	1.164	0.196	/
	State2&4			Right Cheek	0	519000	2595	1	1	-0.18	0.795	20.91	21.60	1.172	0.932	/
	State2&4			Right Cheek	0	520000	2600	1	1	-0.05	0.794	20.80	21.60	1.202	0.954	/
	State2&4			Right Cheek	0	518000	2590	100	0	0.09	0.678	20.82	21.60	1.197	0.812	/
Ant.1	State6	DFT- s- OFDM QPSK	SA	Left Cheek	0	518000	2590	1	53	-0.02	0.575	20.50	21.20	1.175	0.676	/
	State6			Left Tilt	0	518000	2590	1	53	-0.13	0.101	20.50	21.20	1.175	0.119	/
	State6			Right Cheek	0	518000	2590	1	53	-0.01	0.725	20.50	21.20	1.175	0.852	/
	State6			Right Tilt	0	518000	2590	1	53	-0.17	0.182	20.50	21.20	1.175	0.214	/
	State6			Left Cheek	0	518000	2590	50	28	-0.06	0.486	20.54	21.20	1.164	0.566	/
	State6			Left Tilt	0	518000	2590	50	28	-0.08	0.078	20.54	21.20	1.164	0.091	/
	State6			Right Cheek	0	518000	2590	50	28	-0.18	0.622	20.54	21.20	1.164	0.724	/
	State6			Right Tilt	0	518000	2590	50	28	-0.06	0.153	20.54	21.20	1.164	0.178	/
	State6			Right Cheek	0	519000	2595	1	1	-0.04	0.758	20.41	21.20	1.199	0.909	/
	State6			Right Cheek	0	520000	2600	1	104	0.05	0.748	20.57	21.20	1.156	0.865	/
State6	Right Cheek	0	518000	2590	100	0	0.05	0.564	20.58	21.20	1.153	0.650	/			
Ant.0	State2&4&6	DFT- s- OFDM QPSK	SA	Left Cheek	0	519000	2595	1	1	-0.05	0.102	24.72	25.00	1.067	0.109	/
	State2&4&6			Left Tilt	0	519000	2595	1	1	0.03	0.005	24.72	25.00	1.067	0.005	/
	State2&4&6			Right Cheek	0	519000	2595	1	1	0.12	0.047	24.72	25.00	1.067	0.050	/
	State2&4&6			Right Tilt	0	519000	2595	1	1	0.07	0.004	24.72	25.00	1.067	0.004	/
	State2&4&6			Left Cheek	0	519000	2595	50	28	-0.16	0.098	24.53	25.00	1.114	0.109	/
	State2&4&6			Left Tilt	0	519000	2595	50	28	0.11	0.001	24.53	25.00	1.114	0.001	/
	State2&4&6			Right Cheek	0	519000	2595	50	28	-0.16	0.042	24.53	25.00	1.114	0.047	/
	State2&4&6			Right Tilt	0	519000	2595	50	28	-0.17	0.002	24.53	25.00	1.114	0.002	/
Body-worn																
Ant.4	State1&3	DFT- s- OFDM QPSK	SA	Front Side	15	520000	2600	1	1	0.03	0.091	21.79	22.40	1.151	0.105	/
	State1&3			Back Side	15	520000	2600	1	1	-0.02	0.147	21.79	22.40	1.151	0.169	/
	State1&3			Front Side	15	520000	2600	50	28	0.07	0.091	21.83	22.40	1.140	0.104	/
	State1&3			Back Side	15	520000	2600	50	28	-0.16	0.138	21.83	22.40	1.140	0.157	/
Ant.4	State5	DFT- s- OFDM QPSK	SA	Front Side	15	520000	2600	1	1	-0.11	0.076	21.02	21.60	1.143	0.087	/
	State5			Back Side	15	520000	2600	1	1	-0.02	0.094	21.02	21.60	1.143	0.107	/
	State5			Front Side	15	520000	2600	50	28	-0.03	0.075	20.95	21.60	1.161	0.087	/
	State5			Back Side	15	520000	2600	50	28	-0.07	0.091	20.95	21.60	1.161	0.106	/
Ant.5	State1&3	DFT- s- OFDM QPSK	SA	Front Side	15	519000	2595	1	53	-0.04	0.126	22.67	23.30	1.156	0.146	/
	State1&3			Back Side	15	519000	2595	1	53	-0.03	0.220	22.67	23.30	1.156	0.254	63#
	State1&3			Front Side	15	519000	2595	50	28	-0.08	0.125	22.72	23.30	1.143	0.143	/
	State1&3			Back Side	15	519000	2595	50	28	0.03	0.221	22.72	23.30	1.143	0.253	/
Ant.5	State5		SA	Front Side	15	519000	2595	1	104	-0.09	0.105	22.00	22.60	1.148	0.121	/

	State5	DFT-		Back Side	15	519000	2595	1	104	0.14	0.175	22.00	22.60	1.148	0.201	/
	State5	s-		Front Side	15	519000	2595	50	0	-0.18	0.101	21.99	22.60	1.151	0.116	/
	State5	OFDM QPSK		Back Side	15	519000	2595	50	0	-0.01	0.167	21.99	22.60	1.151	0.192	/
Ant.1	State1&3	DFT-	SA	Front Side	15	519000	2595	1	104	-0.08	0.094	21.80	22.50	1.175	0.110	/
	State1&3	s-		Back Side	15	519000	2595	1	104	-0.08	0.158	21.80	22.50	1.175	0.186	/
	State1&3	OFDM		Front Side	15	519000	2595	50	0	0.09	0.093	21.85	22.50	1.161	0.108	/
	State1&3	QPSK		Back Side	15	519000	2595	50	0	-0.04	0.159	21.85	22.50	1.161	0.185	/
Ant.1	State5	DFT-	SA	Front Side	15	519000	2595	1	1	-0.13	0.076	20.92	21.70	1.197	0.091	/
	State5	s-		Back Side	15	519000	2595	1	1	0.13	0.126	20.92	21.70	1.197	0.151	/
	State5	OFDM		Front Side	15	519000	2595	50	28	-0.08	0.069	20.94	21.70	1.191	0.082	/
	State5	QPSK		Back Side	15	519000	2595	50	28	-0.14	0.112	20.94	21.70	1.191	0.133	/
Ant.0	State1&3	DFT-	SA	Front Side	15	519000	2595	1	1	-0.18	0.040	22.91	23.30	1.094	0.044	/
	State1&3	s-		Back Side	15	519000	2595	1	1	-0.09	0.052	22.91	23.30	1.094	0.057	/
	State1&3	OFDM		Front Side	15	519000	2595	50	56	-0.09	0.036	22.87	23.30	1.104	0.040	/
	State1&3	QPSK		Back Side	15	519000	2595	50	56	-0.08	0.061	22.87	23.30	1.104	0.067	/
Ant.0	State5	DFT-	SA	Front Side	15	519000	2595	1	104	0.07	0.035	22.26	22.80	1.132	0.040	/
	State5	s-		Back Side	15	519000	2595	1	104	0.15	0.046	22.26	22.80	1.132	0.052	/
	State5	OFDM		Front Side	15	519000	2595	50	0	-0.13	0.040	22.26	22.80	1.132	0.045	/
	State5	QPSK		Back Side	15	519000	2595	50	0	0.13	0.049	22.26	22.80	1.132	0.055	/
Hotspot																
Ant.4	State3	DFT- s- OFDM QPSK	SA	Front Side	10	520000	2600	1	1	-0.05	0.132	21.79	22.40	1.151	0.152	/
	State3			Back Side	10	520000	2600	1	1	-0.17	0.173	21.79	22.40	1.151	0.199	/
	State3			Right Edge	10	520000	2600	1	1	0.03	0.109	21.79	22.40	1.151	0.125	/
	State3			Top Edge	10	520000	2600	1	1	0.05	0.330	21.79	22.40	1.151	0.380	/
	State3			Front Side	10	520000	2600	50	28	-0.16	0.130	21.83	22.40	1.140	0.148	/
	State3			Back Side	10	520000	2600	50	28	-0.02	0.171	21.83	22.40	1.140	0.195	/
	State3			Right Edge	10	520000	2600	50	28	0.15	0.102	21.83	22.40	1.140	0.116	/
	State3			Top Edge	10	520000	2600	50	28	-0.05	0.309	21.83	22.40	1.140	0.352	/
Ant.4	State5	DFT- s- OFDM QPSK	SA	Front Side	10	520000	2600	1	1	0.13	0.110	21.02	21.60	1.143	0.126	/
	State5			Back Side	10	520000	2600	1	1	0.12	0.143	21.02	21.60	1.143	0.163	/
	State5			Right Edge	10	520000	2600	1	1	-0.08	0.086	21.02	21.60	1.143	0.098	/
	State5			Top Edge	10	520000	2600	1	1	-0.12	0.231	21.02	21.60	1.143	0.264	/
	State5			Front Side	10	520000	2600	50	28	-0.14	0.104	20.95	21.60	1.161	0.121	/
	State5			Back Side	10	520000	2600	50	28	-0.16	0.140	20.95	21.60	1.161	0.163	/
	State5			Right Edge	10	520000	2600	50	28	-0.04	0.082	20.95	21.60	1.161	0.095	/
	State5			Top Edge	10	520000	2600	50	28	-0.12	0.221	20.95	21.60	1.161	0.257	/
Ant.5	State3	DFT- s- OFDM QPSK	SA	Front Side	10	519000	2595	1	1	-0.04	0.212	22.67	23.30	1.156	0.245	/
	State3			Back Side	10	519000	2595	1	1	-0.15	0.366	22.67	23.30	1.156	0.423	/
	State3			Left Edge	10	519000	2595	1	1	-0.01	0.597	22.67	23.30	1.156	0.690	/
	State3			Front Side	10	519000	2595	50	0	0.14	0.206	22.72	23.30	1.143	0.235	/
	State3			Back Side	10	519000	2595	50	0	0.11	0.329	22.72	23.30	1.143	0.376	/
	State3			Left Edge	10	519000	2595	50	0	-0.05	0.513	22.72	23.30	1.143	0.586	/

Ant.5	State5	DFT-s-	SA	Front Side	10	519000	2595	1	53	-0.05	0.180	22.00	22.60	1.148	0.207	/
	State5			Back Side	10	519000	2595	1	53	0.12	0.312	22.00	22.60	1.148	0.358	/
	State5	OFDM		Left Edge	10	519000	2595	1	53	0.01	0.373	22.00	22.60	1.148	0.428	/
	State5			Front Side	10	519000	2595	50	28	0.12	0.133	21.99	22.60	1.151	0.153	/
	State5			Back Side	10	519000	2595	50	28	0.00	0.212	21.99	22.60	1.151	0.244	/
	State5			Left Edge	10	519000	2595	50	28	-0.05	0.330	21.99	22.60	1.151	0.380	/
Ant.1	State3	DFT-s-	SA	Front Side	10	519000	2595	1	104	0.04	0.210	21.80	22.50	1.175	0.247	/
	State3			Back Side	10	519000	2595	1	104	-0.16	0.306	21.80	22.50	1.175	0.360	/
	State3	OFDM		Right Edge	10	519000	2595	1	104	0.00	0.733	21.80	22.50	1.175	0.861	/
	State3			Front Side	10	519000	2595	50	0	-0.10	0.195	21.85	22.50	1.161	0.226	/
	State3			Back Side	10	519000	2595	50	0	-0.15	0.284	21.85	22.50	1.161	0.330	/
	State3			Right Edge	10	519000	2595	50	0	-0.05	0.681	21.85	22.50	1.161	0.791	/
	State3			Right Edge	10	518000	2590	1	1	-0.05	0.671	21.68	22.50	1.208	0.811	/
	State3			Right Edge	10	520000	2600	1	53	0.08	0.685	21.87	22.50	1.156	0.792	/
	State3			Right Edge	10	519000	2595	100	0	-0.17	0.506	21.72	22.50	1.197	0.606	/
Ant.1	State5	DFT-s-	SA	Front Side	10	519000	2595	1	1	-0.02	0.172	20.92	21.70	1.197	0.206	/
	State5			Back Side	10	519000	2595	1	1	-0.18	0.251	20.92	21.70	1.197	0.300	/
	State5	OFDM		Right Edge	10	519000	2595	1	1	0.02	0.564	20.92	21.70	1.197	0.675	/
	State5			Front Side	10	519000	2595	50	28	-0.14	0.162	20.94	21.70	1.191	0.193	/
	State5			Back Side	10	519000	2595	50	28	0.08	0.231	20.94	21.70	1.191	0.275	/
	State5			Right Edge	10	519000	2595	50	28	0.07	0.545	20.94	21.70	1.191	0.649	/
Ant.0	State3	DFT-s-	SA	Front Side	10	519000	2595	1	1	-0.08	0.276	22.91	23.30	1.094	0.302	/
	State3			Back Side	10	519000	2595	1	1	0.00	0.383	22.91	23.30	1.094	0.419	/
	State3	OFDM		Left Edge	10	519000	2595	1	1	0.05	0.109	22.91	23.30	1.094	0.119	/
	State3			Right Edge	10	519000	2595	1	1	-0.08	0.234	22.91	23.30	1.094	0.256	/
	State3			Bottom Edge	10	519000	2595	1	1	-0.02	0.955	22.91	23.30	1.094	1.045	64#
	State3			Front Side	10	519000	2595	50	56	0.06	0.245	22.87	23.30	1.104	0.270	/
	State3			Back Side	10	519000	2595	50	56	0.05	0.384	22.87	23.30	1.104	0.424	/
	State3			Left Edge	10	519000	2595	50	56	0.06	0.092	22.87	23.30	1.104	0.102	/
	State3			Right Edge	10	519000	2595	50	56	-0.07	0.278	22.87	23.30	1.104	0.307	/
	State3			Bottom Edge	10	519000	2595	50	56	-0.11	0.785	22.87	23.30	1.104	0.867	/
	State3			Bottom Edge	10	518000	2590	1	1	-0.16	0.812	22.90	23.30	1.096	0.890	/
	State3			Bottom Edge	10	520000	2600	1	104	0.05	0.788	22.90	23.30	1.096	0.864	/
	State3			Bottom Edge	10	518000	2590	50	0	-0.04	0.698	22.76	23.30	1.132	0.790	/
	State3			Bottom Edge	10	520000	2600	50	28	0.03	0.725	22.75	23.30	1.135	0.823	/
	State3			Bottom Edge	10	519000	2595	100	0	-0.12	0.667	22.86	23.30	1.107	0.738	/
	Ant.0			State5	DFT-s-	SA	Front Side	10	519000	2595	1	104	0.02	0.242	22.26	22.80
State5		Back Side	10	519000			2595	1	104	-0.13	0.341	22.26	22.80	1.132	0.386	/
State5		OFDM	Left Edge	10	519000		2595	1	104	-0.07	0.092	22.26	22.80	1.132	0.104	/
State5			Right Edge	10	519000		2595	1	104	0.02	0.205	22.26	22.80	1.132	0.232	/
State5			Bottom Edge	10	519000		2595	1	104	0.11	0.851	22.26	22.80	1.132	0.963	/
State5			Front Side	10	519000		2595	50	0	-0.13	0.212	22.26	22.80	1.132	0.240	/
State5			Back Side	10	519000		2595	50	0	0.05	0.343	22.26	22.80	1.132	0.388	/

State5			Left Edge	10	519000	2595	50	0	0.01	0.081	22.26	22.80	1.132	0.092	/
State5			Right Edge	10	519000	2595	50	0	0.14	0.246	22.26	22.80	1.132	0.278	/
State5			Bottom Edge	10	519000	2595	50	0	-0.04	0.699	22.26	22.80	1.132	0.791	/
State5			Bottom Edge	10	518000	2590	1	1	0.15	0.723	22.23	22.80	1.140	0.824	/
State5			Bottom Edge	10	520000	2600	1	104	0.08	0.698	22.26	22.80	1.132	0.790	/
State5			Bottom Edge	10	518000	2590	50	28	-0.08	0.621	22.20	22.80	1.148	0.713	/
State5			Bottom Edge	10	520000	2600	50	0	0.01	0.602	22.29	22.80	1.125	0.677	/
State5			Bottom Edge	10	519000	2595	100	0	0.08	0.546	22.20	22.80	1.148	0.627	/

Note: Refer to ANNEX C for the detailed test data for each test configuration.

Antenna	Power Reduction	Mode	Information	Position	Dist. (mm)	Ch.	Freq. (MHz)	RB Num.	RB Start	Power Drift (dB)	10g Meas SAR (W/kg)	Meas. Power (dBm)	Max. tune-power (dBm)	Scaling Factor	10g Scaled SAR (W/kg)	Meas. No.
Specific																
Ant.1	State3	DFT-s-OFDM	SA	Right Edge	0	519000	2595	1	104	0.00	1.600	21.80	22.50	1.175	1.880	65#
	State3	QPSK		Right Edge	0	519000	2595	50	0	-0.05	1.510	21.85	22.50	1.161	1.753	/
Ant.1	State5	DFT-s-OFDM	SA	Right Edge	0	519000	2595	1	1	0.02	1.220	20.92	21.70	1.197	1.460	/
	State5	QPSK		Right Edge	0	519000	2595	50	28	0.07	1.180	20.94	21.70	1.191	1.405	/
Ant.0	State3	DFT-s-OFDM	SA	Bottom Edge	0	519000	2595	1	1	0.12	1.500	22.91	23.30	1.094	1.641	/
	State3	QPSK		Bottom Edge	0	519000	2595	50	56	0.15	1.480	22.87	23.30	1.104	1.634	/
Ant.0	State5	DFT-s-OFDM	SA	Bottom Edge	0	519000	2595	1	104	-0.07	1.320	22.26	22.80	1.132	1.494	/
	State5	QPSK		Bottom Edge	0	519000	2595	50	0	0.11	1.250	22.26	22.80	1.132	1.415	/
Note: Refer to ANNEX C for the detailed test data for each test configuration.																

10.24 5G n41 (100MHz Bandwidth)

Antenna	Power Reduction	Mode	Information	Position	Dist. (mm)	Ch.	Freq. (MHz)	RB Num.	RB Start	Power Drift (dB)	1 g Meas SAR (W/kg)	Meas. Power (dBm)	Max. tune-power (dBm)	Scaling Factor	1g Scaled SAR (W/kg)	Meas. No.
Head																
Ant.4	State2&4	DFT-s-OFDM QPSK	SA	Left Cheek	0	528000	2640	1	1	-0.06	0.320	19.07	19.50	1.104	0.353	/
	State2&4			Left Tilt	0	528000	2640	1	1	0.08	0.366	19.07	19.50	1.104	0.404	/
	State2&4			Right Cheek	0	528000	2640	1	1	-0.15	0.692	19.07	19.50	1.104	0.764	66#
	State2&4			Right Tilt	0	528000	2640	1	1	0.12	0.533	19.07	19.50	1.104	0.588	/
	State2&4			Left Cheek	0	528000	2640	135	0	0.12	0.314	19.06	19.50	1.107	0.348	/
	State2&4			Left Tilt	0	528000	2640	135	0	-0.10	0.362	19.06	19.50	1.107	0.401	/
	State2&4			Right Cheek	0	528000	2640	135	0	-0.14	0.682	19.06	19.50	1.107	0.755	/
	State2&4			Right Tilt	0	528000	2640	135	0	0.02	0.521	19.06	19.50	1.107	0.577	/
Ant.4	State6	DFT-s-OFDM QPSK	SA	Left Cheek	0	518598	2592.99	1	137	-0.14	0.488	18.55	19.00	1.109	0.541	/
	State6			Left Tilt	0	518598	2592.99	1	137	-0.12	0.442	18.55	19.00	1.109	0.490	/
	State6			Right Cheek	0	518598	2592.99	1	137	0.13	0.285	18.55	19.00	1.109	0.316	/
	State6			Right Tilt	0	518598	2592.99	1	137	0.14	0.326	18.55	19.00	1.109	0.362	/
	State6			Left Cheek	0	518598	2592.99	135	69	-0.15	0.530	18.47	19.00	1.130	0.599	/
	State6			Left Tilt	0	518598	2592.99	135	69	0.03	0.474	18.47	19.00	1.130	0.536	/
	State6			Right Cheek	0	518598	2592.99	135	69	0.02	0.258	18.47	19.00	1.130	0.292	/
	State6			Right Tilt	0	518598	2592.99	135	69	0.02	0.303	18.47	19.00	1.130	0.342	/
Ant.5	State2&4	DFT-s-OFDM QPSK	SA	Left Cheek	0	528000	2640	1	1	-0.09	0.401	22.06	22.60	1.132	0.454	/
	State2&4			Left Tilt	0	528000	2640	1	1	0.12	0.115	22.06	22.60	1.132	0.130	/
	State2&4			Right Cheek	0	528000	2640	1	1	0.02	0.673	22.06	22.60	1.132	0.762	/
	State2&4			Right Tilt	0	528000	2640	1	1	0.09	0.073	22.06	22.60	1.132	0.083	/
	State2&4			Left Cheek	0	528000	2640	135	69	-0.13	0.380	22.03	22.60	1.140	0.433	/
	State2&4			Left Tilt	0	528000	2640	135	69	0.01	0.103	22.03	22.60	1.140	0.117	/
	State2&4			Right Cheek	0	528000	2640	135	69	-0.09	0.622	22.03	22.60	1.140	0.709	/
	State2&4			Right Tilt	0	528000	2640	135	69	0.12	0.070	22.03	22.60	1.140	0.080	/
Ant.5	State6	DFT-s-OFDM QPSK	SA	Left Cheek	0	518598	2592.99	1	137	-0.04	0.358	21.61	22.10	1.119	0.401	/
	State6			Left Tilt	0	518598	2592.99	1	137	-0.11	0.103	21.61	22.10	1.119	0.115	/
	State6			Right Cheek	0	518598	2592.99	1	137	0.05	0.509	21.61	22.10	1.119	0.570	/
	State6			Right Tilt	0	518598	2592.99	1	137	0.01	0.074	21.61	22.10	1.119	0.083	/
	State6			Left Cheek	0	518598	2592.99	135	69	-0.09	0.296	21.54	22.10	1.138	0.337	/
	State6			Left Tilt	0	518598	2592.99	135	69	-0.09	0.095	21.54	22.10	1.138	0.108	/
	State6			Right Cheek	0	518598	2592.99	135	69	0.10	0.481	21.54	22.10	1.138	0.547	/
	State6			Right Tilt	0	518598	2592.99	135	69	-0.02	0.068	21.54	22.10	1.138	0.077	/
Ant.1	State2&4	DFT-s-OFDM QPSK	SA	Left Cheek	0	518598	2592.99	1	137	0.01	0.566	21.76	22.30	1.132	0.641	/
	State2&4			Left Tilt	0	518598	2592.99	1	137	0.03	0.101	21.76	22.30	1.132	0.114	/
	State2&4			Right Cheek	0	518598	2592.99	1	137	-0.13	0.592	21.76	22.30	1.132	0.670	/
	State2&4			Right Tilt	0	518598	2592.99	1	137	0.13	0.178	21.76	22.30	1.132	0.201	/

	State2&4			Left Cheek	0	518598	2592.99	135	69	-0.15	0.551	21.91	22.30	1.094	0.603	/
	State2&4			Left Tilt	0	518598	2592.99	135	69	-0.11	0.094	21.91	22.30	1.094	0.103	/
	State2&4			Right Cheek	0	518598	2592.99	135	69	0.14	0.622	21.91	22.30	1.094	0.680	/
	State2&4			Right Tilt	0	518598	2592.99	135	69	0.14	0.187	21.91	22.30	1.094	0.205	/
Ant.1	State6	DFT-s-OFDM QPSK	SA	Left Cheek	0	518598	2592.99	1	137	0.00	0.516	21.50	21.90	1.096	0.566	/
	State6			Left Tilt	0	518598	2592.99	1	137	0.15	0.092	21.50	21.90	1.096	0.101	/
	State6			Right Cheek	0	518598	2592.99	1	137	0.13	0.540	21.50	21.90	1.096	0.592	/
	State6			Right Tilt	0	518598	2592.99	1	137	-0.06	0.163	21.50	21.90	1.096	0.179	/
	State6			Left Cheek	0	518598	2592.99	135	69	0.03	0.502	21.42	21.90	1.117	0.561	/
	State6			Left Tilt	0	518598	2592.99	135	69	0.07	0.086	21.42	21.90	1.117	0.096	/
	State6			Right Cheek	0	518598	2592.99	135	69	-0.07	0.568	21.42	21.90	1.117	0.634	/
	State6			Right Tilt	0	518598	2592.99	135	69	-0.03	0.170	21.42	21.90	1.117	0.190	/
Ant.0	State2&4&6	DFT-s-OFDM QPSK	SA	Left Cheek	0	518598	2592.99	1	271	0.07	0.116	25.53	26.20	1.167	0.135	/
	State2&4&6			Left Tilt	0	518598	2592.99	1	271	-0.13	0.087	25.53	26.20	1.167	0.102	/
	State2&4&6			Right Cheek	0	518598	2592.99	1	271	-0.13	0.108	25.53	26.20	1.167	0.126	/
	State2&4&6			Right Tilt	0	518598	2592.99	1	271	0.01	0.137	25.53	26.20	1.167	0.160	/
	State2&4&6			Left Cheek	0	518598	2592.99	135	69	0.08	0.109	25.49	26.20	1.178	0.128	/
	State2&4&6			Left Tilt	0	518598	2592.99	135	69	0.05	0.057	25.49	26.20	1.178	0.067	/
	State2&4&6			Right Cheek	0	518598	2592.99	135	69	0.01	0.071	25.49	26.20	1.178	0.084	/
	State2&4&6			Right Tilt	0	518598	2592.99	135	69	-0.11	0.110	25.49	26.20	1.178	0.130	/
Body-worn																
Ant.4	State1&3	DFT-s-OFDM QPSK	SA	Front Side	15	518598	2592.99	1	1	0.01	0.091	22.29	22.80	1.125	0.102	/
	State1&3			Back Side	15	518598	2592.99	1	1	0.07	0.110	22.29	22.80	1.125	0.124	/
	State1&3			Front Side	15	518598	2592.99	135	138	-0.02	0.096	22.37	22.80	1.104	0.106	/
	State1&3			Back Side	15	518598	2592.99	135	138	-0.02	0.133	22.37	22.80	1.104	0.147	/
Ant.4	State5	DFT-s-OFDM QPSK	SA	Front Side	15	518598	2592.99	1	1	-0.01	0.076	21.49	22.00	1.125	0.086	/
	State5			Back Side	15	518598	2592.99	1	1	-0.12	0.091	21.49	22.00	1.125	0.102	/
	State5			Front Side	15	518598	2592.99	135	0	0.12	0.079	21.51	22.00	1.119	0.088	/
	State5			Back Side	15	518598	2592.99	135	0	-0.14	0.105	21.51	22.00	1.119	0.117	/
Ant.5	State1&3	DFT-s-OFDM QPSK	SA	Front Side	15	518598	2592.99	1	1	0.05	0.089	22.69	23.20	1.125	0.100	/
	State1&3			Back Side	15	518598	2592.99	1	1	0.05	0.138	22.69	23.20	1.125	0.155	/
	State1&3			Front Side	15	518598	2592.99	135	0	-0.07	0.085	22.69	23.20	1.125	0.096	/
	State1&3			Back Side	15	518598	2592.99	135	0	0.09	0.262	22.69	23.20	1.125	0.295	67#
Ant.5	State5	DFT-s-OFDM QPSK	SA	Front Side	15	518598	2592.99	1	137	0.04	0.076	21.98	22.50	1.127	0.086	/
	State5			Back Side	15	518598	2592.99	1	137	-0.13	0.117	21.98	22.50	1.127	0.132	/
	State5			Front Side	15	518598	2592.99	135	0	0.05	0.073	21.90	22.50	1.148	0.084	/
	State5			Back Side	15	518598	2592.99	135	0	-0.09	0.138	21.90	22.50	1.148	0.158	/
Ant.1	State1&3	DFT-s-OFDM QPSK	SA	Front Side	15	518598	2592.99	1	1	-0.04	0.124	22.84	23.20	1.086	0.135	/
	State1&3			Back Side	15	518598	2592.99	1	1	-0.04	0.144	22.84	23.20	1.086	0.156	/
	State1&3			Front Side	15	518598	2592.99	135	0	-0.17	0.113	22.73	23.20	1.114	0.126	/
	State1&3			Back Side	15	518598	2592.99	135	0	-0.02	0.167	22.73	23.20	1.114	0.186	/
Ant.1	State5		SA	Front Side	15	518598	2592.99	1	137	0.09	0.103	21.76	22.40	1.159	0.119	/
	State5			Back Side	15	518598	2592.99	1	137	0.05	0.129	21.76	22.40	1.159	0.150	/

	State5	DFT-s-		Front Side	15	518598	2592.99	135	0	-0.02	0.095	21.85	22.40	1.135	0.108	/
	State5	OFDM QPSK		Back Side	15	518598	2592.99	135	0	0.10	0.137	21.85	22.40	1.135	0.155	/
Ant.0	State1&3	DFT-s-	SA	Front Side	15	518598	2592.99	1	1	-0.05	0.053	22.94	23.50	1.138	0.060	/
	State1&3	OFDM		Back Side	15	518598	2592.99	1	1	0.01	0.078	22.94	23.50	1.138	0.089	/
	State1&3	QPSK		Front Side	15	518598	2592.99	135	0	-0.02	0.051	22.89	23.50	1.151	0.059	/
	State1&3			Back Side	15	518598	2592.99	135	0	-0.07	0.072	22.89	23.50	1.151	0.083	/
Ant.0	State5	DFT-s-	SA	Front Side	15	518598	2592.99	1	1	-0.04	0.047	22.60	23.00	1.096	0.052	/
	State5	OFDM		Back Side	15	518598	2592.99	1	1	0.15	0.067	22.60	23.00	1.096	0.073	/
	State5	QPSK		Front Side	15	518598	2592.99	135	69	-0.16	0.044	22.51	23.00	1.119	0.049	/
	State5			Back Side	15	518598	2592.99	135	69	-0.01	0.064	22.51	23.00	1.119	0.072	/
Hotspot																
Ant.4	State3	DFT-s-	SA	Front Side	10	518598	2592.99	1	1	0.09	0.134	22.29	22.80	1.125	0.151	/
	State3	OFDM		Back Side	10	518598	2592.99	1	1	-0.02	0.149	22.29	22.80	1.125	0.168	/
	State3	QPSK		Right Edge	10	518598	2592.99	1	1	-0.15	0.083	22.29	22.80	1.125	0.093	/
	State3			Top Edge	10	518598	2592.99	1	1	-0.15	0.212	22.29	22.80	1.125	0.239	/
	State3			Front Side	10	518598	2592.99	135	138	-0.10	0.135	22.37	22.80	1.104	0.149	/
	State3			Back Side	10	518598	2592.99	135	138	0.08	0.148	22.37	22.80	1.104	0.163	/
	State3			Right Edge	10	518598	2592.99	135	138	0.00	0.102	22.37	22.80	1.104	0.113	/
	State3			Top Edge	10	518598	2592.99	135	138	0.02	0.240	22.37	22.80	1.104	0.265	/
Ant.4	State5	DFT-s-	SA	Front Side	10	518598	2592.99	1	1	0.04	0.111	21.49	22.00	1.125	0.125	/
	State5	OFDM		Back Side	10	518598	2592.99	1	1	-0.04	0.125	21.49	22.00	1.125	0.141	/
	State5	QPSK		Left Edge	10	518598	2592.99	1	1	0.01	0.030	21.49	22.00	1.125	0.034	/
	State5			Top Edge	10	518598	2592.99	1	1	0.00	0.176	21.49	22.00	1.125	0.198	/
	State5			Front Side	10	518598	2592.99	135	0	-0.15	0.113	21.51	22.00	1.119	0.126	/
	State5			Back Side	10	518598	2592.99	135	0	0.15	0.123	21.51	22.00	1.119	0.138	/
	State5			Right Edge	10	518598	2592.99	135	0	0.14	0.085	21.51	22.00	1.119	0.095	/
	State5			Top Edge	10	518598	2592.99	135	0	-0.17	0.199	21.51	22.00	1.119	0.223	/
Ant.5	State3	DFT-s-	SA	Front Side	10	518598	2592.99	1	1	-0.03	0.146	22.69	23.20	1.125	0.164	/
	State3	OFDM		Back Side	10	518598	2592.99	1	1	0.07	0.199	22.69	23.20	1.125	0.224	/
	State3	QPSK		Left Edge	10	518598	2592.99	1	1	0.01	0.615	22.69	23.20	1.125	0.692	/
	State3			Front Side	10	518598	2592.99	135	0	0.11	0.158	22.69	23.20	1.125	0.178	/
	State3			Back Side	10	518598	2592.99	135	0	-0.04	0.274	22.69	23.20	1.125	0.308	/
	State3			Left Edge	10	518598	2592.99	135	0	0.11	0.578	22.69	23.20	1.125	0.650	/
Ant.5	State5	DFT-s-	SA	Front Side	10	518598	2592.99	1	137	-0.18	0.125	21.98	22.50	1.127	0.141	/
	State5	OFDM		Back Side	10	518598	2592.99	1	137	-0.02	0.170	21.98	22.50	1.127	0.192	/
	State5	QPSK		Left Edge	10	518598	2592.99	1	137	-0.09	0.523	21.98	22.50	1.127	0.589	/
	State5			Front Side	10	518598	2592.99	135	0	-0.17	0.134	21.93	22.50	1.140	0.153	/
	State5			Back Side	10	518598	2592.99	135	0	0.06	0.243	21.93	22.50	1.140	0.277	/
	State5			Left Edge	10	518598	2592.99	135	0	0.14	0.491	21.93	22.50	1.140	0.560	/
Ant.1	State3	DFT-s-	SA	Front Side	10	518598	2592.99	1	1	0.00	0.251	22.84	23.20	1.086	0.273	/
	State3	OFDM		Back Side	10	518598	2592.99	1	1	0.00	0.306	22.84	23.20	1.086	0.332	/
	State3	QPSK		Right Edge	10	518598	2592.99	1	1	0.08	0.656	22.84	23.20	1.086	0.712	/

	State3			Front Side	10	518598	2592.99	135	0	0.15	0.168	22.73	23.20	1.114	0.187	/			
	State3			Back Side	10	518598	2592.99	135	0	-0.16	0.267	22.73	23.20	1.114	0.297	/			
	State3			Right Edge	10	518598	2592.99	135	0	0.08	0.636	22.73	23.20	1.114	0.709	/			
Ant.1	State5	DFT-s-OFDM QPSK	SA	Front Side	10	518598	2592.99	1	137	0.06	0.209	21.76	22.40	1.159	0.242	/			
	State5			Back Side	10	518598	2592.99	1	137	-0.07	0.255	21.76	22.40	1.159	0.296	/			
	State5			Right Edge	10	518598	2592.99	1	137	0.09	0.623	21.76	22.40	1.159	0.722	/			
	State5			Front Side	10	518598	2592.99	135	0	-0.06	0.139	21.85	22.40	1.135	0.158	/			
	State5			Back Side	10	518598	2592.99	135	0	-0.07	0.221	21.85	22.40	1.135	0.251	/			
	State5			Right Edge	10	518598	2592.99	135	0	-0.12	0.528	21.85	22.40	1.135	0.599	/			
Ant.0	State3	DFT-s-OFDM QPSK	SA	Front Side	10	518598	2592.99	1	1	0.14	0.187	22.94	23.50	1.138	0.213	/			
	State3			Back Side	10	518598	2592.99	1	1	0.15	0.341	22.94	23.50	1.138	0.388	/			
	State3			Left Edge	10	518598	2592.99	1	1	0.03	0.081	22.94	23.50	1.138	0.092	/			
	State3			Right Edge	10	518598	2592.99	1	1	0.10	0.139	22.94	23.50	1.138	0.158	/			
	State3			Bottom Edge	10	518598	2592.99	1	1	-0.02	0.800	22.94	23.50	1.138	0.910	68#			
	State3			Front Side	10	518598	2592.99	135	0	-0.08	0.178	22.89	23.50	1.151	0.205	/			
	State3			Back Side	10	518598	2592.99	135	0	0.03	0.275	22.89	23.50	1.151	0.317	/			
	State3			Left Edge	10	518598	2592.99	135	0	0.10	0.057	22.89	23.50	1.151	0.066	/			
	State3			Right Edge	10	518598	2592.99	135	0	-0.14	0.134	22.89	23.50	1.151	0.154	/			
	State3			Bottom Edge	10	518598	2592.99	135	0	0.14	0.647	22.89	23.50	1.151	0.745	/			
	State3			Bottom Edge	10	509202	2546.01	1	1	0.02	0.712	22.90	23.50	1.148	0.817	/			
	State3			Bottom Edge	10	513900	2569.5	1	1	0.03	0.762	22.87	23.50	1.156	0.881	/			
	State3			Bottom Edge	10	523302	2616.51	1	137	0.05	0.720	22.80	23.50	1.175	0.846	/			
	State3			Bottom Edge	10	528000	2640	1	137	-0.01	0.692	22.79	23.50	1.178	0.815	/			
	State3			Bottom Edge	10	518598	2592.99	270	0	-0.08	0.675	22.91	23.50	1.146	0.774	/			
Ant.0	State5	DFT-s-OFDM QPSK	SA	Front Side	10	518598	2592.99	1	1	-0.10	0.166	22.60	23.00	1.096	0.182	/			
	State5			Back Side	10	518598	2592.99	1	1	-0.05	0.304	22.60	23.00	1.096	0.333	/			
	State5			Left Edge	10	518598	2592.99	1	1	-0.12	0.073	22.60	23.00	1.096	0.080	/			
	State5			Right Edge	10	518598	2592.99	1	1	0.08	0.124	22.60	23.00	1.096	0.136	/			
	State5			Bottom Edge	10	518598	2592.99	1	1	-0.06	0.664	22.60	23.00	1.096	0.728	/			
	State5			Front Side	10	518598	2592.99	135	69	-0.05	0.159	22.51	23.00	1.119	0.178	/			
	State5			Back Side	10	518598	2592.99	135	69	0.09	0.245	22.51	23.00	1.119	0.274	/			
	State5			Left Edge	10	518598	2592.99	135	69	-0.15	0.050	22.51	23.00	1.119	0.056	/			
	State5			Right Edge	10	518598	2592.99	135	69	-0.04	0.119	22.51	23.00	1.119	0.133	/			
	State5			Bottom Edge	10	518598	2592.99	135	69	0.09	0.577	22.51	23.00	1.119	0.646	/			
	Note: Refer to ANNEX C for the detailed test data for each test configuration.																		

Antenna	Power Reduction	Mode	Information	Position	Dist. (mm)	Ch.	Freq. (MHz)	RB Num.	RB Start	Power Drift (dB)	10g Meas SAR (W/kg)	Meas. Power (dBm)	Max. tune-power (dBm)	Scaling Factor	10g Scaled SAR (W/kg)	Meas. No.
Specific																
Ant.5	State3	DFT-s-OFDM	SA	Left Edge	0	518598	2592.99	1	1	-0.14	1.580	22.69	23.20	1.125	1.778	/
	State3	QPSK		Left Edge	0	518598	2592.99	135	0	0.01	1.570	22.69	23.20	1.125	1.766	/
Ant.5	State5	DFT-s-OFDM	SA	Left Edge	0	518598	2592.99	1	137	0.13	1.340	21.98	22.50	1.127	1.510	/
	State5	QPSK		Left Edge	0	518598	2592.99	135	0	-0.17	1.320	21.93	22.50	1.140	1.505	/
Ant.1	State3	DFT-s-OFDM QPSK	SA	Right Edge	0	518598	2592.99	1	1	-0.04	2.130	22.84	23.20	1.086	2.313	69#
	State3			Right Edge	0	518598	2592.99	135	0	0.00	1.890	22.73	23.20	1.114	2.105	/
	State3			Right Edge	0	509202	2546.01	1	271	0.06	1.980	22.57	23.20	1.156	2.289	/
	State3			Right Edge	0	513900	2569.5	1	271	0.05	2.030	22.73	23.20	1.114	2.261	/
	State3			Right Edge	0	523302	2616.51	1	271	-0.03	1.940	22.67	23.20	1.130	2.192	/
	State3			Right Edge	0	528000	2640	1	137	-0.08	1.870	22.67	23.20	1.130	2.113	/
	State3			Right Edge	0	509202	2546.01	135	0	-0.03	2.010	22.62	23.20	1.143	2.297	/
	State3			Right Edge	0	513900	2569.5	135	138	-0.01	1.820	22.71	23.20	1.119	2.037	/
	State3			Right Edge	0	523302	2616.51	135	0	0.15	1.790	22.53	23.20	1.167	2.089	/
	State3			Right Edge	0	528000	2640	135	0	0.02	1.690	22.48	23.20	1.180	1.994	/
	State3			Right Edge	0	518598	2592.99	270	0	0.03	1.880	22.74	23.20	1.112	2.091	/
	Ant.1			State5	DFT-s-OFDM	SA	Right Edge	0	518598	2592.99	1	137	-0.08	1.650	21.76	22.40
State5		QPSK	Right Edge	0	518598		2592.99	135	0	0.11	1.260	21.85	22.40	1.135	1.430	/
Ant.0	State3	DFT-s-OFDM	SA	Bottom Edge	0	518598	2592.99	1	1	-0.05	1.510	22.94	23.50	1.138	1.718	/
	State3	QPSK		Bottom Edge	0	518598	2592.99	135	0	0.10	1.460	22.89	23.50	1.151	1.680	/
Ant.0	State5	DFT-s-OFDM	SA	Bottom Edge	0	518598	2592.99	1	1	0.11	1.350	22.60	23.00	1.096	1.480	/
	State5	QPSK		Bottom Edge	0	518598	2592.99	135	69	0.07	1.320	22.51	23.00	1.119	1.477	/
Note: Refer to ANNEX C for the detailed test data for each test configuration.																

10.25 WIFI 2.4GHZ

Antenna	Power Reduction	Mode	Position	Dist. (mm)	Ch.	Freq. (MHz)	Power Drift (dB)	1 g Meas SAR (W/kg)	Meas. Power (dBm)	Max. tune-power (dBm)	Scaling Factor	Duty Cycle (%)	Scaling Factor	1 g Scaled SAR (W/kg)	Meas. No.
Head															
Ant.12	Level1&2	802.11 b	Left Cheek	0	6	2437	-0.03	0.307	17.43	18.00	1.140	99.80	1.002	0.351	/
	Level1&2	802.11 b	Left Tilt	0	6	2437	0.01	0.301	17.43	18.00	1.140	99.80	1.002	0.344	/
	Level1&2	802.11 b	Right Cheek	0	6	2437	-0.08	0.211	17.43	18.00	1.140	99.80	1.002	0.241	/
	Level1&2	802.11 b	Right Tilt	0	6	2437	-0.05	0.201	17.43	18.00	1.140	99.80	1.002	0.230	/
Ant.12	Level3&4	802.11 b	Left Cheek	0	6	2437	-0.12	0.133	13.98	14.50	1.127	99.80	1.002	0.150	/
	Level3&4	802.11 b	Left Tilt	0	6	2437	0.01	0.132	13.98	14.50	1.127	99.80	1.002	0.149	/
	Level3&4	802.11 b	Right Cheek	0	6	2437	0.10	0.091	13.98	14.50	1.127	99.80	1.002	0.103	/
	Level3&4	802.11 b	Right Tilt	0	6	2437	0.01	0.089	13.98	14.50	1.127	99.80	1.002	0.101	/
Ant.13	Level1&2	802.11 b	Left Cheek	0	6	2437	-0.07	0.590	17.40	18.00	1.148	99.80	1.002	0.679	/
	Level1&2	802.11 b	Left Tilt	0	6	2437	0.01	0.363	17.40	18.00	1.148	99.80	1.002	0.418	/
	Level1&2	802.11 b	Right Cheek	0	6	2437	-0.07	0.153	17.40	18.00	1.148	99.80	1.002	0.176	/
	Level1&2	802.11 b	Right Tilt	0	6	2437	0.07	0.144	17.40	18.00	1.148	99.80	1.002	0.166	/
Ant.13	Level3&4	802.11 b	Left Cheek	0	6	2437	-0.11	0.269	13.89	14.50	1.151	99.80	1.002	0.310	/
	Level3&4	802.11 b	Left Tilt	0	6	2437	0.12	0.163	13.89	14.50	1.151	99.80	1.002	0.188	/
	Level3&4	802.11 b	Right Cheek	0	6	2437	-0.05	0.065	13.89	14.50	1.151	99.80	1.002	0.075	/
	Level3&4	802.11 b	Right Tilt	0	6	2437	-0.05	0.062	13.89	14.50	1.151	99.80	1.002	0.072	/
MIMO	Level1&2	802.11 b	Left Cheek	0	6	2437	-0.05	0.845	20.31	21.00	1.172	99.80	1.002	0.992	70#
	Level1&2	802.11 b	Left Tilt	0	6	2437	-0.17	0.794	20.31	21.00	1.172	99.80	1.002	0.932	/
	Level1&2	802.11 b	Right Cheek	0	6	2437	0.05	0.386	20.31	21.00	1.172	99.80	1.002	0.453	/
	Level1&2	802.11 b	Right Tilt	0	6	2437	-0.15	0.439	20.31	21.00	1.172	99.80	1.002	0.516	/
	Level1&2	802.11 b	Left Cheek	0	1	2412	-0.08	0.802	20.30	21.00	1.175	99.80	1.002	0.944	/
	Level1&2	802.11 b	Left Cheek	0	11	2462	-0.12	0.813	20.27	21.00	1.183	99.80	1.002	0.964	/
	Level1&2	802.11 b	Left Tilt	0	1	2412	-0.06	0.756	20.30	21.00	1.175	99.80	1.002	0.890	/
	Level1&2	802.11 b	Left Tilt	0	11	2462	-0.01	0.780	20.27	21.00	1.183	99.80	1.002	0.925	/
MIMO	Level3&4	802.11 b	Left Cheek	0	6	2437	0.06	0.349	16.90	17.50	1.148	99.80	1.002	0.401	/
	Level3&4	802.11 b	Left Tilt	0	6	2437	0.03	0.328	16.90	17.50	1.148	99.80	1.002	0.377	/
	Level3&4	802.11 b	Right Cheek	0	6	2437	-0.03	0.159	16.90	17.50	1.148	99.80	1.002	0.183	/
	Level3&4	802.11 b	Right Tilt	0	6	2437	0.05	0.186	16.90	17.50	1.148	99.80	1.002	0.214	/
Body-Wron															
Ant.12	Level5&6&7&8	802.11 b	Front Side	15	6	2437	0.12	0.059	17.43	18.00	1.140	99.80	1.002	0.067	/
	Level5&6&7&8	802.11 b	Back Side	15	6	2437	-0.17	0.095	17.43	18.00	1.140	99.80	1.002	0.109	/
Ant.13	Level5&6&7&8	802.11 b	Front Side	15	6	2437	-0.16	0.058	17.40	18.00	1.148	99.80	1.002	0.067	/
	Level5&6&7&8	802.11 b	Back Side	15	6	2437	-0.17	0.085	17.40	18.00	1.148	99.80	1.002	0.098	/
MIMO	Level5&6&7&8	802.11 b	Front Side	15	6	2437	-0.02	0.110	20.43	21.00	1.140	99.80	1.002	0.126	/
	Level5&6&7&8	802.11 b	Back Side	15	6	2437	0.01	0.238	20.43	21.00	1.140	99.80	1.002	0.272	71#
Hotspot															

Ant.12	Level6&7&8	802.11 b	Front Side	10	6	2437	0.04	0.079	17.43	18.00	1.140	99.80	1.002	0.090	/
	Level6&7&8	802.11 b	Back Side	10	6	2437	0.08	0.100	17.43	18.00	1.140	99.80	1.002	0.114	/
	Level6&7&8	802.11 b	Left Edge	10	6	2437	0.17	0.005	17.43	18.00	1.140	99.80	1.002	0.006	/
	Level6&7&8	802.11 b	Top Edge	10	6	2437	-0.05	0.114	17.43	18.00	1.140	99.80	1.002	0.130	/
Ant.13	Level6&7&8	802.11 b	Front Side	10	6	2437	-0.15	0.143	17.40	18.00	1.148	99.80	1.002	0.164	/
	Level6&7&8	802.11 b	Back Side	10	6	2437	0.18	0.259	17.40	18.00	1.148	99.80	1.002	0.298	/
	Level6&7&8	802.11 b	Left Edge	10	6	2437	0.00	0.346	17.40	18.00	1.148	99.80	1.002	0.398	/
	Level6&7&8	802.11 b	Top Edge	10	6	2437	-0.13	0.113	17.40	18.00	1.148	99.80	1.002	0.130	/
MIMO	Level6&7&8	802.11 b	Front Side	10	6	2437	-0.03	0.251	20.43	21.00	1.140	99.80	1.002	0.287	/
	Level6&7&8	802.11 b	Back Side	10	6	2437	-0.03	0.554	20.43	21.00	1.140	99.80	1.002	0.633	72#
	Level6&7&8	802.11 b	Left Edge	10	6	2437	-0.10	0.255	20.43	21.00	1.140	99.80	1.002	0.291	/
	Level6&7&8	802.11 b	Top Edge	10	6	2437	-0.09	0.399	20.43	21.00	1.140	99.80	1.002	0.456	/

Note: Refer to ANNEX C for the detailed test data for each test configuration.

Antenna	Power Reduction	Mode	Position	Dist. (mm)	Ch.	Freq. (MHz)	Power Drift (dB)	10 g Meas SA R(W/kg)	Meas. Power (dBm)	Max. tune-power (dBm)	Scaling Factor	Duty Cycle (%)	Scaling Factor	10 g Scaled SAR (W/kg)	Meas. No.
Specific															
Ant.12	Level5&6&7&8	802.11 b	Front Side	0	6	2437	-0.16	0.367	17.43	18.00	1.140	99.80	1.002	0.419	/
	Level5&6&7&8	802.11 b	Back Side	0	6	2437	-0.07	0.240	17.43	18.00	1.140	99.80	1.002	0.274	/
	Level5&6&7&8	802.11 b	Left Edge	0	6	2437	0.12	0.102	17.43	18.00	1.140	99.80	1.002	0.117	/
	Level5&6&7&8	802.11 b	Top Edge	0	6	2437	-0.16	1.050	17.43	18.00	1.140	99.80	1.002	1.199	73#
Ant.13	Level5&6&7&8	802.11 b	Front Side	0	6	2437	0.13	0.500	17.40	18.00	1.148	99.80	1.002	0.575	/
	Level5&6&7&8	802.11 b	Back Side	0	6	2437	0.10	0.414	17.40	18.00	1.148	99.80	1.002	0.476	/
	Level5&6&7&8	802.11 b	Left Edge	0	6	2437	-0.02	1.040	17.40	18.00	1.148	99.80	1.002	1.196	/
	Level5&6&7&8	802.11 b	Top Edge	0	6	2437	0.03	0.165	17.40	18.00	1.148	99.80	1.002	0.190	/
MIMO	Level5&6&7&8	802.11 b	Front Side	0	6	2437	0.01	0.507	20.43	21.00	1.140	99.80	1.002	0.579	/
	Level5&6&7&8	802.11 b	Back Side	0	6	2437	0.02	0.589	20.43	21.00	1.140	99.80	1.002	0.673	/
	Level5&6&7&8	802.11 b	Left Edge	0	6	2437	-0.06	0.916	20.43	21.00	1.140	99.80	1.002	1.046	/
	Level5&6&7&8	802.11 b	Top Edge	0	6	2437	0.14	1.030	20.43	21.00	1.140	99.80	1.002	1.177	/
Note: Refer to ANNEX C for the detailed test data for each test configuration.															

10.26 WIFI 5GHz

Antenna	Band	Power Reduction	Mode	Position	Dist. (mm)	Ch.	Freq. (MHz)	Power Drift (dB)	1 g Meas SAR (W/kg)	Meas. Power (dBm)	Max. tune-power (dBm)	Scaling Factor	Duty Cycle (%)	Scaling Factor	1 g Scaled SAR (W/kg)	Meas. No.
Head																
Ant.8	5.3G	Level1&2	802.11 a	Left Cheek	0	64	5320	-0.08	0.396	15.32	16.50	1.312	98.60	1.014	0.527	/
	5.3G	Level1&2	802.11 a	Left Tilt	0	64	5320	-0.07	0.358	15.32	16.50	1.312	98.60	1.014	0.476	/
	5.3G	Level1&2	802.11 a	Right Cheek	0	64	5320	0.03	0.263	15.32	16.50	1.312	98.60	1.014	0.350	/
	5.3G	Level1&2	802.11 a	Right Tilt	0	64	5320	0.13	0.286	15.32	16.50	1.312	98.60	1.014	0.380	/
Ant.8	5.3G	Level3&4	802.11 a	Left Cheek	0	64	5320	-0.02	0.217	13.02	14.00	1.253	98.60	1.014	0.276	/
	5.3G	Level3&4	802.11 a	Left Tilt	0	64	5320	0.07	0.194	13.02	14.00	1.253	98.60	1.014	0.246	/
	5.3G	Level3&4	802.11 a	Right Cheek	0	64	5320	0.04	0.144	13.02	14.00	1.253	98.60	1.014	0.183	/
	5.3G	Level3&4	802.11 a	Right Tilt	0	64	5320	-0.04	0.156	13.02	14.00	1.253	98.60	1.014	0.198	/
Ant.9	5.3G	Level1&2	802.11 a	Left Cheek	0	64	5320	-0.01	0.338	16.12	16.50	1.091	98.60	1.014	0.374	/
	5.3G	Level1&2	802.11 a	Left Tilt	0	64	5320	-0.07	0.148	16.12	16.50	1.091	98.60	1.014	0.164	/
	5.3G	Level1&2	802.11 a	Right Cheek	0	64	5320	0.07	0.116	16.12	16.50	1.091	98.60	1.014	0.128	/
	5.3G	Level1&2	802.11 a	Right Tilt	0	64	5320	-0.07	0.086	16.12	16.50	1.091	98.60	1.014	0.095	/
Ant.9	5.3G	Level3&4	802.11 a	Left Cheek	0	64	5320	-0.11	0.187	13.51	14.00	1.119	98.60	1.014	0.212	/
	5.3G	Level3&4	802.11 a	Left Tilt	0	64	5320	-0.06	0.081	13.51	14.00	1.119	98.60	1.014	0.092	/
	5.3G	Level3&4	802.11 a	Right Cheek	0	64	5320	0.10	0.061	13.51	14.00	1.119	98.60	1.014	0.069	/
	5.3G	Level3&4	802.11 a	Right Tilt	0	64	5320	-0.06	0.045	13.51	14.00	1.119	98.60	1.014	0.051	/
MIMO	5.3G	Level1&2	802.11 a	Left Cheek	0	52	5260	0.03	0.612	18.66	19.50	1.213	98.60	1.014	0.753	/
	5.3G	Level1&2	802.11 a	Left Tilt	0	52	5260	-0.10	0.481	18.66	19.50	1.213	98.60	1.014	0.592	/
	5.3G	Level1&2	802.11 a	Right Cheek	0	52	5260	-0.07	0.352	18.66	19.50	1.213	98.60	1.014	0.433	/
	5.3G	Level1&2	802.11 a	Right Tilt	0	52	5260	-0.07	0.350	18.66	19.50	1.213	98.60	1.014	0.430	/
	5.3G	Level1&2	802.11 a	Left Cheek	0	60	5300	-0.08	0.572	18.54	19.50	1.247	98.60	1.014	0.723	/
	5.3G	Level1&2	802.11 a	Left Cheek	0	64	5320	-0.02	0.620	18.55	19.50	1.245	98.60	1.014	0.783	74#
MIMO	5.3G	Level3&4	802.11 a	Left Cheek	0	60	5300	0.12	0.382	16.21	17.00	1.199	98.60	1.014	0.464	/
	5.3G	Level3&4	802.11 a	Left Tilt	0	60	5300	0.06	0.296	16.21	17.00	1.199	98.60	1.014	0.360	/
	5.3G	Level3&4	802.11 a	Right Cheek	0	60	5300	0.10	0.220	16.21	17.00	1.199	98.60	1.014	0.267	/
	5.3G	Level3&4	802.11 a	Right Tilt	0	60	5300	-0.08	0.216	16.21	17.00	1.199	98.60	1.014	0.263	/
Ant.8	5.6G	Level1&2	802.11 n (HT40)	Left Cheek	0	110	5550	0.06	0.364	16.11	16.50	1.094	96.40	1.037	0.413	/
	5.6G	Level1&2	802.11 n (HT40)	Left Tilt	0	110	5550	0.13	0.334	16.11	16.50	1.094	96.40	1.037	0.379	/
	5.6G	Level1&2	802.11 n (HT40)	Right Cheek	0	110	5550	0.00	0.226	16.11	16.50	1.094	96.40	1.037	0.256	/
	5.6G	Level1&2	802.11 n (HT40)	Right Tilt	0	110	5550	-0.03	0.246	16.11	16.50	1.094	96.40	1.037	0.279	/
Ant.8	5.6G	Level3&4	802.11 n (HT40)	Left Cheek	0	102	5510	0.03	0.180	13.23	13.50	1.064	96.40	1.037	0.199	/

	5.6G	Level3&4	802.11 n (HT40)	Left Tilt	0	102	5510	0.07	0.168	13.23	13.50	1.064	96.40	1.037	0.185	/
	5.6G	Level3&4	802.11 n (HT40)	Right Cheek	0	102	5510	-0.09	0.110	13.23	13.50	1.064	96.40	1.037	0.121	/
	5.6G	Level3&4	802.11 n (HT40)	Right Tilt	0	102	5510	0.06	0.118	13.23	13.50	1.064	96.40	1.037	0.130	/
Ant.9	5.6G	Level1&2	802.11 n (HT40)	Left Cheek	0	110	5550	0.13	0.187	15.46	16.50	1.271	96.40	1.037	0.246	/
	5.6G	Level1&2	802.11 n (HT40)	Left Tilt	0	110	5550	-0.10	0.118	15.46	16.50	1.271	96.40	1.037	0.156	/
	5.6G	Level1&2	802.11 n (HT40)	Right Cheek	0	110	5550	-0.07	0.080	15.46	16.50	1.271	96.40	1.037	0.105	/
	5.6G	Level1&2	802.11 n (HT40)	Right Tilt	0	110	5550	-0.02	0.081	15.46	16.50	1.271	96.40	1.037	0.107	/
Ant.9	5.6G	Level3&4	802.11 n (HT40)	Left Cheek	0	102	5510	0.02	0.098	12.73	13.50	1.194	96.40	1.037	0.121	/
	5.6G	Level3&4	802.11 n (HT40)	Left Tilt	0	102	5510	0.00	0.060	12.73	13.50	1.194	96.40	1.037	0.074	/
	5.6G	Level3&4	802.11 n (HT40)	Right Cheek	0	102	5510	0.06	0.042	12.73	13.50	1.194	96.40	1.037	0.052	/
	5.6G	Level3&4	802.11 n (HT40)	Right Tilt	0	102	5510	0.03	0.041	12.73	13.50	1.194	96.40	1.037	0.051	/
MIMO	5.6G	Level1&2	802.11 n (HT40)	Left Cheek	0	134	5670	0.00	0.696	18.83	19.50	1.167	96.40	1.037	0.842	75#
	5.6G	Level1&2	802.11 n (HT40)	Left Tilt	0	134	5670	-0.15	0.460	18.83	19.50	1.167	96.40	1.037	0.557	/
	5.6G	Level1&2	802.11 n (HT40)	Right Cheek	0	134	5670	-0.04	0.269	18.83	19.50	1.167	96.40	1.037	0.326	/
	5.6G	Level1&2	802.11 n (HT40)	Right Tilt	0	134	5670	-0.08	0.307	18.83	19.50	1.167	96.40	1.037	0.372	/
	5.6G	Level1&2	802.11 n (HT40)	Left Cheek	0	102	5510	0.07	0.683	18.82	19.50	1.169	96.40	1.037	0.828	/
	5.6G	Level1&2	802.11 n (HT40)	Left Cheek	0	110	5550	-0.03	0.517	17.69	19.00	1.352	96.40	1.037	0.725	/
MIMO	5.6G	Level3&4	802.11 n (HT40)	Left Cheek	0	102	5510	-0.04	0.390	16.01	16.50	1.119	96.40	1.037	0.453	/
	5.6G	Level3&4	802.11 n (HT40)	Left Tilt	0	102	5510	0.07	0.261	16.01	16.50	1.119	96.40	1.037	0.303	/
	5.6G	Level3&4	802.11 n (HT40)	Right Cheek	0	102	5510	-0.09	0.148	16.01	16.50	1.119	96.40	1.037	0.172	/
	5.6G	Level3&4	802.11 n (HT40)	Right Tilt	0	102	5510	-0.12	0.171	16.01	16.50	1.119	96.40	1.037	0.198	/
Ant.8	5.8G	Level1&2	802.11 n (HT40)	Left Cheek	0	151	5755	0.15	0.412	16.28	16.50	1.052	96.40	1.037	0.449	/

	5.8G	Level1&2	802.11 n (HT40)	Left Tilt	0	151	5755	-0.08	0.380	16.28	16.50	1.052	96.40	1.037	0.415	/
	5.8G	Level1&2	802.11 n (HT40)	Right Cheek	0	151	5755	-0.04	0.269	16.28	16.50	1.052	96.40	1.037	0.293	/
	5.8G	Level1&2	802.11 n (HT40)	Right Tilt	0	151	5755	-0.13	0.319	16.28	16.50	1.052	96.40	1.037	0.348	/
Ant.8	5.8G	Level3&4	802.11 n (HT40)	Left Cheek	0	151	5755	-0.06	0.251	14.36	14.50	1.033	96.40	1.037	0.269	/
	5.8G	Level3&4	802.11 n (HT40)	Left Tilt	0	151	5755	-0.05	0.233	14.36	14.50	1.033	96.40	1.037	0.250	/
	5.8G	Level3&4	802.11 n (HT40)	Right Cheek	0	151	5755	0.10	0.163	14.36	14.50	1.033	96.40	1.037	0.175	/
	5.8G	Level3&4	802.11 n (HT40)	Right Tilt	0	151	5755	0.05	0.195	14.36	14.50	1.033	96.40	1.037	0.209	/
Ant.9	5.8G	Level1&2	802.11 n (HT40)	Left Cheek	0	151	5755	-0.02	0.290	15.56	16.50	1.242	96.40	1.037	0.374	/
	5.8G	Level1&2	802.11 n (HT40)	Left Tilt	0	151	5755	0.01	0.163	15.56	16.50	1.242	96.40	1.037	0.210	/
	5.8G	Level1&2	802.11 n (HT40)	Right Cheek	0	151	5755	0.06	0.101	15.56	16.50	1.242	96.40	1.037	0.130	/
	5.8G	Level1&2	802.11 n (HT40)	Right Tilt	0	151	5755	0.03	0.092	15.56	16.50	1.242	96.40	1.037	0.118	/
Ant.9	5.8G	Level3&4	802.11 n (HT40)	Left Cheek	0	151	5755	-0.04	0.177	13.44	14.50	1.276	96.40	1.037	0.234	/
	5.8G	Level3&4	802.11 n (HT40)	Left Tilt	0	151	5755	-0.06	0.100	13.44	14.50	1.276	96.40	1.037	0.132	/
	5.8G	Level3&4	802.11 n (HT40)	Right Cheek	0	151	5755	0.08	0.064	13.44	14.50	1.276	96.40	1.037	0.085	/
	5.8G	Level3&4	802.11 n (HT40)	Right Tilt	0	151	5755	0.08	0.057	13.44	14.50	1.276	96.40	1.037	0.075	/
MIMO	5.8G	Level1&2	802.11 n (HT40)	Left Cheek	0	151	5755	0.00	0.686	18.85	19.50	1.161	96.40	1.037	0.826	76#
	5.8G	Level1&2	802.11 n (HT40)	Left Tilt	0	151	5755	-0.09	0.501	18.85	19.50	1.161	96.40	1.037	0.603	/
	5.8G	Level1&2	802.11 n (HT40)	Right Cheek	0	151	5755	-0.05	0.299	18.85	19.50	1.161	96.40	1.037	0.360	/
	5.8G	Level1&2	802.11 n (HT40)	Right Tilt	0	151	5755	0.18	0.353	18.85	19.50	1.161	96.40	1.037	0.425	/
	5.8G	Level1&2	802.11 n (HT40)	Left Cheek	0	159	5795	0.03	0.640	18.63	19.50	1.222	96.40	1.037	0.811	/
MIMO	5.8G	Level3&4	802.11 n (HT40)	Left Cheek	0	151	5755	-0.09	0.441	16.94	17.50	1.138	96.40	1.037	0.520	/
	5.8G	Level3&4	802.11 n (HT40)	Left Tilt	0	151	5755	-0.12	0.320	16.94	17.50	1.138	96.40	1.037	0.378	/

	5.8G	Level3&4	802.11 n (HT40)	Right Cheek	0	151	5755	0.10	0.191	16.94	17.50	1.138	96.40	1.037	0.225	/
	5.8G	Level3&4	802.11 n (HT40)	Right Tilt	0	151	5755	-0.10	0.225	16.94	17.50	1.138	96.40	1.037	0.266	/
Body-worn																
Ant.8	5.3G	Level5&6&7&8	802.11 a	Front Side	15	64	5320	-0.04	0.098	17.45	18.50	1.274	98.60	1.014	0.127	/
	5.3G	Level5&6&7&8	802.11 a	Back Side	15	64	5320	-0.03	0.120	17.45	18.50	1.274	98.60	1.014	0.155	/
Ant.9	5.3G	Level5&6&7&8	802.11 a	Front Side	15	64	5320	0.18	0.062	18.08	18.50	1.102	98.60	1.014	0.069	/
	5.3G	Level5&6&7&8	802.11 a	Back Side	15	64	5320	0.01	0.175	18.08	18.50	1.102	98.60	1.014	0.196	/
MIMO	5.3G	Level5&6&7&8	802.11 a	Front Side	15	64	5320	-0.06	0.144	20.69	21.50	1.205	98.60	1.014	0.176	/
	5.3G	Level5&6&7&8	802.11 a	Back Side	15	64	5320	0.00	0.280	20.69	21.50	1.205	98.60	1.014	0.342	77#
Ant.8	5.6G	Level5&6&7&8	802.11 n (HT40)	Front Side	15	134	5670	0.08	0.109	18.12	18.50	1.091	96.40	1.037	0.123	/
	5.6G	Level5&6&7&8	802.11 n (HT40)	Back Side	15	134	5670	-0.02	0.138	18.12	18.50	1.091	96.40	1.037	0.156	/
Ant.9	5.6G	Level5&6&7&8	802.11 n (HT40)	Front Side	15	110	5550	-0.05	0.067	17.50	18.50	1.259	96.40	1.037	0.087	/
	5.6G	Level5&6&7&8	802.11 n (HT40)	Back Side	15	110	5550	-0.08	0.129	17.50	18.50	1.259	96.40	1.037	0.168	/
MIMO	5.6G	Level5&6&7&8	802.11 n (HT40)	Front Side	15	110	5550	-0.10	0.109	20.70	21.50	1.202	96.40	1.037	0.136	/
	5.6G	Level5&6&7&8	802.11 n (HT40)	Back Side	15	110	5550	0.04	0.193	20.70	21.50	1.202	96.40	1.037	0.241	78#
Ant.8	5.8G	Level5&6&7&8	802.11 n (HT40)	Front Side	15	151	5755	0.00	0.118	18.23	18.50	1.064	96.40	1.037	0.130	/
	5.8G	Level5&6&7&8	802.11 n (HT40)	Back Side	15	151	5755	-0.03	0.120	18.23	18.50	1.064	96.40	1.037	0.132	/
Ant.9	5.8G	Level5&6&7&8	802.11 n (HT40)	Front Side	15	151	5755	-0.16	0.089	17.52	18.50	1.253	96.40	1.037	0.116	/
	5.8G	Level5&6&7&8	802.11 n (HT40)	Back Side	15	151	5755	-0.05	0.172	17.52	18.50	1.253	96.40	1.037	0.223	/
MIMO	5.8G	Level5&6&7&8	802.11 n (HT40)	Front Side	15	151	5755	-0.16	0.129	20.82	21.50	1.169	96.40	1.037	0.156	/
	5.8G	Level5&6&7&8	802.11 n (HT40)	Back Side	15	151	5755	-0.15	0.291	20.82	21.50	1.169	96.40	1.037	0.353	79#
Hotspot																
Ant.8	5.2G	Level6&7&8	802.11 n20	Front Side	10	44	5220	-0.11	0.056	17.65	18.50	1.216	99.40	1.006	0.069	/
	5.2G	Level6&7&8	802.11 n20	Back Side	10	44	5220	-0.15	0.140	17.65	18.50	1.216	99.40	1.006	0.171	/
	5.2G	Level6&7&8	802.11 n20	Left Edge	10	44	5220	0.14	0.057	17.65	18.50	1.216	99.40	1.006	0.070	/
	5.2G	Level6&7&8	802.11 n20	Top Edge	10	44	5220	-0.13	0.111	17.65	18.50	1.216	99.40	1.006	0.136	/
Ant.9	5.2G	Level6&7&8	802.11 n20	Front Side	10	44	5220	-0.08	0.073	17.76	18.50	1.186	99.40	1.006	0.087	/
	5.2G	Level6&7&8	802.11 n20	Back Side	10	44	5220	0.00	0.213	17.76	18.50	1.186	99.40	1.006	0.254	/
	5.2G	Level6&7&8	802.11 n20	Left Edge	10	44	5220	-0.03	0.303	17.76	18.50	1.186	99.40	1.006	0.362	/

MIMO	5.2G	Level6&7&8	802.11 n20	Front Side	10	48	5240	0.13	0.122	20.67	21.50	1.211	99.40	1.006	0.149	/
	5.2G	Level6&7&8	802.11 n20	Back Side	10	48	5240	-0.11	0.239	20.67	21.50	1.211	99.40	1.006	0.291	/
	5.2G	Level6&7&8	802.11 n20	Left Edge	10	48	5240	-0.07	0.345	20.67	21.50	1.211	99.40	1.006	0.420	80#
	5.2G	Level6&7&8	802.11 n20	Top Edge	10	48	5240	-0.12	0.184	20.67	21.50	1.211	99.40	1.006	0.224	/
Ant.8	5.8G	Level6&7&8	802.11 n (HT40)	Front Side	10	151	5755	0.04	0.133	18.23	18.50	1.064	96.40	1.037	0.147	/
	5.8G	Level6&7&8	802.11 n (HT40)	Back Side	10	151	5755	0.11	0.135	18.23	18.50	1.064	96.40	1.037	0.149	/
	5.8G	Level6&7&8	802.11 n (HT40)	Left Edge	10	151	5755	-0.10	0.095	18.23	18.50	1.064	96.40	1.037	0.105	/
	5.8G	Level6&7&8	802.11 n (HT40)	Top Edge	10	151	5755	-0.15	0.356	18.23	18.50	1.064	96.40	1.037	0.393	/
Ant.9	5.8G	Level6&7&8	802.11 n (HT40)	Front Side	10	151	5755	-0.06	0.110	17.52	18.50	1.253	96.40	1.037	0.143	/
	5.8G	Level6&7&8	802.11 n (HT40)	Back Side	10	151	5755	-0.18	0.189	17.52	18.50	1.253	96.40	1.037	0.246	/
	5.8G	Level6&7&8	802.11 n (HT40)	Left Edge	10	151	5755	-0.05	0.319	17.52	18.50	1.253	96.40	1.037	0.414	/
MIMO	5.8G	Level6&7&8	802.11 n (HT40)	Front Side	10	151	5755	-0.15	0.159	20.82	21.50	1.169	96.40	1.037	0.193	/
	5.8G	Level6&7&8	802.11 n (HT40)	Back Side	10	151	5755	-0.02	0.270	20.82	21.50	1.169	96.40	1.037	0.327	/
	5.8G	Level6&7&8	802.11 n (HT40)	Left Edge	10	151	5755	0.06	0.313	20.82	21.50	1.169	96.40	1.037	0.379	/
	5.8G	Level6&7&8	802.11 n (HT40)	Top Edge	10	151	5755	0.04	0.548	20.82	21.50	1.169	96.40	1.037	0.664	81#

Note: Refer to ANNEX C for the detailed test data for each test configuration.

Antenna	Band	Power Reduction	Mode	Position	Dist. (mm)	Ch.	Freq. (MHz)	Power Drift (dB)	10 g Meas SAR (W/kg)	Meas. Power (dBm)	Max. tune-power (dBm)	Scaling Factor	Duty Cycle (%)	Scaling Factor	10 g Scaled SAR (W/kg)	Meas. No.
Specific																
Ant.8	5.3G	Level5&6&7&8	802.11 a	Front Side	0	64	5320	-0.15	0.319	17.45	18.50	1.274	98.60	1.014	0.412	/
	5.3G	Level5&6&7&8	802.11 a	Back Side	0	64	5320	0.08	0.320	17.45	18.50	1.274	98.60	1.014	0.413	/
	5.3G	Level5&6&7&8	802.11 a	Left Edge	0	64	5320	0.14	0.248	17.45	18.50	1.274	98.60	1.014	0.320	/
	5.3G	Level5&6&7&8	802.11 a	Top Edge	0	64	5320	0.13	0.446	17.45	18.50	1.274	98.60	1.014	0.576	/
Ant.9	5.3G	Level5&6&7&8	802.11 a	Front Side	0	64	5320	-0.18	0.298	18.08	18.50	1.102	98.60	1.014	0.333	/
	5.3G	Level5&6&7&8	802.11 a	Back Side	0	64	5320	-0.03	0.445	18.08	18.50	1.102	98.60	1.014	0.497	/
	5.3G	Level5&6&7&8	802.11 a	Left Edge	0	64	5320	0.00	0.998	18.08	18.50	1.102	98.60	1.014	1.115	/
MIMO	5.3G	Level5&6&7&8	802.11 a	Front Side	0	64	5320	0.00	0.399	20.69	21.50	1.205	98.60	1.014	0.488	/
	5.3G	Level5&6&7&8	802.11 a	Back Side	0	64	5320	-0.10	0.542	20.69	21.50	1.205	98.60	1.014	0.662	/
	5.3G	Level5&6&7&8	802.11 a	Left Edge	0	64	5320	-0.02	1.120	20.69	21.50	1.205	98.60	1.014	1.368	82#
	5.3G	Level5&6&7&8	802.11 a	Top Edge	0	64	5320	-0.18	0.546	20.69	21.50	1.205	98.60	1.014	0.667	/
Ant.8	5.6G	Level5&6&7&8	802.11 n (HT40)	Front Side	0	134	5670	-0.14	0.192	18.12	18.50	1.091	96.40	1.037	0.217	/
	5.6G	Level5&6&7&8	802.11 n (HT40)	Back Side	0	134	5670	0.06	0.143	18.12	18.50	1.091	96.40	1.037	0.162	/
	5.6G	Level5&6&7&8	802.11 n (HT40)	Left Edge	0	134	5670	0.09	0.208	18.12	18.50	1.091	96.40	1.037	0.235	/
	5.6G	Level5&6&7&8	802.11 n (HT40)	Top Edge	0	134	5670	0.18	0.272	18.12	18.50	1.091	96.40	1.037	0.308	/
Ant.9	5.6G	Level5&6&7&8	802.11 n (HT40)	Front Side	0	110	5550	-0.06	0.124	17.50	18.50	1.259	96.40	1.037	0.162	/
	5.6G	Level5&6&7&8	802.11 n (HT40)	Back Side	0	110	5550	-0.05	0.130	17.50	18.50	1.259	96.40	1.037	0.170	/
	5.6G	Level5&6&7&8	802.11 n (HT40)	Left Edge	0	110	5550	-0.02	0.576	17.50	18.50	1.259	96.40	1.037	0.752	/
MIMO	5.6G	Level5&6&7&8	802.11 n (HT40)	Front Side	0	110	5550	0.04	0.404	20.70	21.50	1.202	96.40	1.037	0.504	/
	5.6G	Level5&6&7&8	802.11 n (HT40)	Back Side	0	110	5550	-0.05	0.372	20.70	21.50	1.202	96.40	1.037	0.464	/
	5.6G	Level5&6&7&8	802.11 n (HT40)	Left Edge	0	110	5550	-0.01	1.020	20.70	21.50	1.202	96.40	1.037	1.271	83#
	5.6G	Level5&6&7&8	802.11 n (HT40)	Top Edge	0	110	5550	0.06	0.736	20.70	21.50	1.202	96.40	1.037	0.917	/
Ant.8	5.8G	Level5&6&7&8	802.11 n (HT40)	Front Side	0	151	5755	0.15	0.209	18.23	18.50	1.064	96.40	1.037	0.231	/
	5.8G	Level5&6&7&8	802.11 n (HT40)	Back Side	0	151	5755	-0.01	0.135	18.23	18.50	1.064	96.40	1.037	0.149	/

	5.8G	Level5&6&7&8	802.11 n (HT40)	Left Edge	0	151	5755	0.04	0.154	18.23	18.50	1.064	96.40	1.037	0.170	/
	5.8G	Level5&6&7&8	802.11 n (HT40)	Top Edge	0	151	5755	-0.02	0.330	18.23	18.50	1.064	96.40	1.037	0.364	/
Ant.9	5.8G	Level5&6&7&8	802.11 n (HT40)	Front Side	0	151	5755	-0.04	0.175	17.52	18.50	1.253	96.40	1.037	0.227	/
	5.8G	Level5&6&7&8	802.11 n (HT40)	Back Side	0	151	5755	0.03	0.196	17.52	18.50	1.253	96.40	1.037	0.255	/
	5.8G	Level5&6&7&8	802.11 n (HT40)	Left Edge	0	151	5755	0.05	0.862	17.52	18.50	1.253	96.40	1.037	1.120	84#
MIMO	5.8G	Level5&6&7&8	802.11 n (HT40)	Front Side	0	151	5755	0.02	0.415	20.82	21.50	1.169	96.40	1.037	0.503	/
	5.8G	Level5&6&7&8	802.11 n (HT40)	Back Side	0	151	5755	0.05	0.254	20.82	21.50	1.169	96.40	1.037	0.308	/
	5.8G	Level5&6&7&8	802.11 n (HT40)	Left Edge	0	151	5755	0.01	0.892	20.82	21.50	1.169	96.40	1.037	1.081	/
	5.8G	Level5&6&7&8	802.11 n (HT40)	Top Edge	0	151	5755	-0.05	0.600	20.82	21.50	1.169	96.40	1.037	0.727	/

Note: Refer to ANNEX C for the detailed test data for each test configuration.

10.27 Bluetooth

Antenna	Mode	Position	Dist. (mm)	Ch.	Freq. (MHz)	Power Drift (dB)	1 g Meas SAR (W/kg)	Meas. Power (dBm)	Max. tune-power (dBm)	Scaling Factor	Duty Cycle (%)	Scaling Factor	1 g Scaled SAR (W/kg)	Meas. No.
Head														
Ant.12	DH5	Left Cheek	0	0	2402	0.03	0.065	13.02	15.00	1.578	76.88	1.301	0.133	/
Ant.12	DH5	Left Tilt	0	0	2402	0.05	0.062	13.02	15.00	1.578	76.88	1.301	0.127	/
Ant.12	DH5	Right Cheek	0	0	2402	0.03	0.045	13.02	15.00	1.578	76.88	1.301	0.092	/
Ant.12	DH5	Right Tilt	0	0	2402	-0.06	0.043	13.02	15.00	1.578	76.88	1.301	0.088	/
Ant.13	DH5	Left Cheek	0	39	2441	-0.01	0.138	13.02	15.00	1.578	76.94	1.300	0.283	85#
Ant.13	DH5	Left Tilt	0	39	2441	-0.06	0.115	13.02	15.00	1.578	76.94	1.300	0.236	/
Ant.13	DH5	Right Cheek	0	39	2441	0.18	0.088	13.02	15.00	1.578	76.94	1.300	0.181	/
Ant.13	DH5	Right Tilt	0	39	2441	-0.02	0.075	13.02	15.00	1.578	76.94	1.300	0.154	/
Body-worn														
Ant.12	DH5	Front Side	15	0	2402	-0.11	0.005	13.02	15.00	1.578	76.88	1.301	0.008	/
Ant.12	DH5	Back Side	15	0	2402	-0.10	0.008	13.02	15.00	1.578	76.88	1.301	0.013	/
Ant.13	DH5	Front Side	15	39	2441	0.00	0.006	13.02	15.00	1.578	76.94	1.300	0.009	/
Ant.13	DH5	Back Side	15	39	2441	-0.02	0.009	13.02	15.00	1.578	76.94	1.300	0.014	86#
Hotspot														
Ant.12	DH5	Front Side	10	0	2402	0.06	0.024	13.02	15.00	1.578	76.88	1.301	0.038	/
Ant.12	DH5	Back Side	10	0	2402	-0.08	0.045	13.02	15.00	1.578	76.88	1.301	0.071	/
Ant.12	DH5	Left Edge	10	0	2402	-0.07	0.003	13.02	15.00	1.578	76.88	1.301	0.005	/
Ant.12	DH5	Top Edge	10	0	2402	-0.08	0.049	13.02	15.00	1.578	76.88	1.301	0.077	/
Ant.13	DH5	Front Side	10	39	2441	0.01	0.010	13.02	15.00	1.578	76.94	1.300	0.016	/
Ant.13	DH5	Back Side	10	39	2441	0.03	0.060	13.02	15.00	1.578	76.94	1.300	0.095	87#
Ant.13	DH5	Left Edge	10	39	2441	0.08	0.004	13.02	15.00	1.578	76.94	1.300	0.006	/
Ant.13	DH5	Top Edge	10	39	2441	0.14	0.002	13.02	15.00	1.578	76.94	1.300	0.003	/
Note: Refer to ANNEX C for the detailed test data for each test configuration.														

Antenna	Mode	Position	Dist. (mm)	Ch.	Freq. (MHz)	Power Drift (dB)	10 g Meas SAR (W/kg)	Meas. Power (dBm)	Max. tune- power (dBm)	Scaling Factor	Duty Cycle (%)	Scaling Factor	10 g Scaled SAR (W/kg)	Meas. No.
Specific														
Ant.12	DH5	Front Side	0	0	2402	-0.02	0.130	13.02	15.00	1.578	76.88	1.301	0.205	/
Ant.12	DH5	Back Side	0	0	2402	0.07	0.098	13.02	15.00	1.578	76.88	1.301	0.155	/
Ant.12	DH5	Left Edge	0	0	2402	0.12	0.038	13.02	15.00	1.578	76.88	1.301	0.060	/
Ant.12	DH5	Top Edge	0	0	2402	0.00	0.380	13.02	15.00	1.578	76.88	1.301	0.600	/
Ant.13	DH5	Front Side	0	39	2441	0.18	0.136	13.02	15.00	1.578	76.94	1.300	0.215	/
Ant.13	DH5	Back Side	0	39	2441	-0.14	0.129	13.02	15.00	1.578	76.94	1.300	0.204	/
Ant.13	DH5	Left Edge	0	39	2441	-0.12	0.058	13.02	15.00	1.578	76.94	1.300	0.092	/
Ant.13	DH5	Top Edge	0	39	2441	0.11	0.396	13.02	15.00	1.578	76.94	1.300	0.625	88#
Note: Refer to ANNEX C for the detailed test data for each test configuration.														

10.28 NFC SAR

1. According to the 2022.04 TCBC Workshop meeting, the power threshold is $\leq 100\text{MHz}$, refer to P6s.

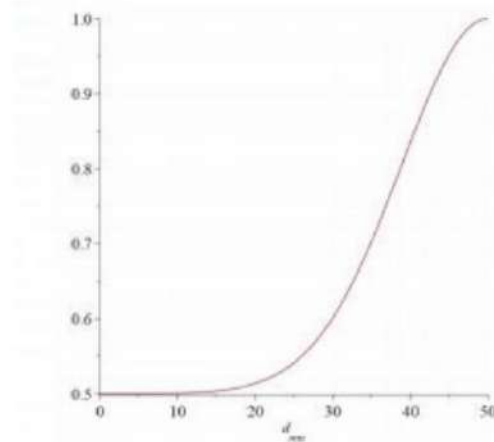
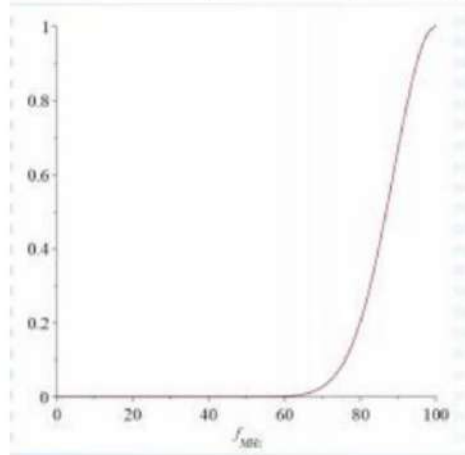
$$P_{7X}(d_{mm}, f_{MHz}) := \begin{cases} P_{6S}(d_{mm}, f_{MHz}) & f_{MHz} \leq 100 \\ P_{6to7}(d_{mm}, f_{MHz}) & 100 < f_{MHz} \leq 300 \\ P_7(d_{mm}, f_{MHz}) & 300 < f_{MHz} \end{cases}$$

2. For portable products, when using a distance of $\leq 50\text{mm}$, such as mobile phone NFC, P6s is calculated with the following formula calculate.

$$S_f(f_{MHz}) \cdot P_{431a}(d_{mm}, f_{MHz}) + (1 - S_f(f_{MHz})) \cdot S_d(d_{mm}) \cdot P_{431b1}(50., 100.) \cdot \left(1. + \log_{10} \left(\frac{100.}{f_{MHz}} \right) \right) \quad d_{mm} \leq 50 \text{ and } f_{MHz} \leq 100$$

3. The smoothing functions Sf and Sd in P6s calculate the limits based on KDB 447498 V06 and are calculated as follows.

$$S_f(f_{MHz}) := \exp \left(-10 \frac{(f_{MHz} - f_{max})^2}{\Delta f^2} \right) \quad S_d(d_{mm}) := 0.5 + 0.5 \cdot \exp \left(-10 \frac{(d_{mm} - d_{max})^2}{\Delta d^2} \right)$$



d≤50mm			
f Max(MHz)	100	d Max(mm)	50
f MHz	13.56	d(mm)	5
Δf(MHz)	100	Δd	50
S _f (f _{MHz})	0.000568861	S _d (dmm)	0.50015177
P6s(mW)	443.1257378		
Note: SAR testing is required when the distance is 5mm and the power is greater than 443.13mW.			

4. According to the ANSI C63.10 clause 11.12.2.2:

The value of maximum peak output power is according to the method described in ANSI C63.10 clause 11.12.2.2 General procedure for conducted measurements in restricted bands:

- a) Measure the conducted output power (in dBm) using the detector specified (see guidance regarding measurement procedures for determining quasi-peak, peak, and average conducted output power, respectively).
- b) Add the maximum transmit antenna gain (in dBi) to the measured output power level to determine the ERP level (see guidance on determining the applicable antenna gain)
- c) Add the appropriate maximum ground reflection factor to the EIRP level (6 dB for frequencies ≤ 30 MHz, 4.7 dB for frequencies between 30 MHz and 1000 MHz, inclusive and 0 dB for frequencies > 1000 MHz).
- d) For devices with multiple antenna-ports, measure the power of each individual chain and sum the ERP of all chains in linear terms (e.g., Watts, mW).
- e) Convert the resultant ERP level to an equivalent electric field strength using the following relationship: $E = \sqrt{EIRP \cdot D} + 104.8$

where:

E = electric field strength in dBμV/m,
 ERP = equivalent isotropic radiated power in dBm
 D = specified measurement distance in meters.

Mode	f (MHz)	Max. E-Field strength (dBuV/m)	D (m)	Ground reflection factor (dB)	EIRP (dBm)
NFC (13.56MHz)	13.56	58.56	3	6	-30.70

Note:

- 1. Add the appropriate maximum ground reflection factor to the EIRP level (6 dB for frequencies ≤ 30 MHz).
- 2. $EIRP = 58.56 + 20 \cdot \log(3) - 104.8 + 6 = -30.70$ (dBm)

According to the FCC KDB 447498 D04

Estimated SAR: SAR test = 1.6 · Pant / Pth [W/kg]

Estimated SAR	1.6 · Pant / Pth [W/kg]		
Pmeas.(dBm)	-30.70	Pmeas.(mW)	0.00085
Pth.(mW)	443.13		
NFC Estimated 1g SAR [W/kg]	<0.001		

10.28.1 Highest Total Exposure Ratio of Simultaneous Transmission

NFC multi-transmit requires the use of the TER formula:

$$TER = \sum_{k=1}^{N_S} \left(\frac{SAR_k}{SAR_{lim}} \right) + \sum_{k=1}^{N_f} \left(\frac{MPE_{field, k}}{MPE_{field, lim}} \right)^2 + \sum_{k=1}^{N_{PD}} \left(\frac{MPE_{PD, k}}{MPE_{PD, lim}} \right)$$

The maximum 1g SAR value for Simultaneous Transmission is 1.490 [W/kg]. Therefore, the worst TER = (1.490+0.001)/1.6 = 0.931 < 1, the NFC SAR transmit simultaneously Pass.

10.29 Worst Case of LTE Band 38 (20MHz Bandwidth)

Antenna	Power Reduction	Mode	Position	Dist. (mm)	Ch.	Freq. (MHz)	RB Num.	RB Start	Power Drift (dB)	1 g Meas SAR (W/kg)	Meas. Power (dBm)	Max. tune-power (dBm)	Scaling Factor	1 g Scaled SAR (W/kg)	Meas. No.
Head-Worce Case for Bale-D															
Ant.5	State2&4	QPSK	Right Cheek	0	38150	2610	1	Low	-0.05	0.685	22.90	23.70	1.202	0.823	89#
Body-worn-Worce Case for Bale-D															
Ant.0	State1&3	QPSK	Back Side	15	38000	2595	1	Low	0.00	0.289	22.54	23.00	1.112	0.321	90#
Note: Refer to ANNEX C for the detailed test data for each test configuration.															

10.30 Worst Case of 5G n38 (40MHz Bandwidth)

Antenna	Power Reduction	Mode	Information	Position	Dist. (mm)	Ch.	Freq. (MHz)	RB Num.	RB Start	Power Drift (dB)	1 g Meas SAR (W/kg)	Meas. Power (dBm)	Max. tune-power (dBm)	Scaling Factor	1g Scaled SAR (W/kg)	Meas. No.
Hotspot-Worce Case for Bale-D																
Ant.0	State3	DFT-s-OFDM QPSK	SA	Bottom Edge	10	519000	2595	1	1	-0.07	0.954	22.91	23.30	1.094	1.044	91#
Note: Refer to ANNEX C for the detailed test data for each test configuration.																

10.31 Worst Case of 5G n41 (100MHz Bandwidth)

Antenna	Power Reduction	Mode	Information	Position	Dist. (mm)	Ch.	Freq. (MHz)	RB Num.	RB Start	Power Drift (dB)	10 g Meas SAR (W/kg)	Meas. Power (dBm)	Max. tune-power (dBm)	Scaling Factor	10g Scaled SAR (W/kg)	Meas. No.
Specific-Worce Case for Bale-D																
Ant.1	State3	DFT-s-OFDM QPSK	SA	Right Edge	0	518598	2592.99	1	1	0.13	1.900	22.84	23.20	1.086	2.063	92#
Note: Refer to ANNEX C for the detailed test data for each test configuration.																

11 SAR Measurement Variability

According to KDB 865664 D01, SAR measurement variability was assessed for each frequency band, which is determined by the SAR probe calibration point and tissue-equivalent medium used for the device measurements. When both head and body tissue-equivalent media are required for SAR measurements in a frequency band, the variability measurement procedures should be applied to the tissue medium with the highest measured SAR, using the highest measured SAR configuration for that tissue-equivalent medium. Alternatively, if the highest measured SAR for both head and body tissue-equivalent media are ≤ 1.45 W/kg and the ratio of these highest SAR values, i.e., largest divided by smallest value, is ≤ 1.10 , the highest SAR configuration for either head or body tissue-equivalent medium may be used to perform the repeated measurement. These additional measurements are repeated after the completion of all measurements requiring the same head or body tissue-equivalent medium in a frequency band. The test device should be returned to ambient conditions (normal room temperature) with the battery fully charged before it is re-mounted on the device holder for the repeated measurement(s) to minimize any unexpected variations in the repeated results.

SAR repeated measurement procedure:

1. When the highest measured SAR is < 0.80 W/kg, repeated measurement is not required.
2. When the highest measured SAR is ≥ 0.80 W/kg, repeat that measurement once.
3. If the ratio of largest to smallest SAR for the original and first repeated measurements is > 1.20 , or when the original or repeated measurement is ≥ 1.45 W/kg, perform a second repeated measurement.
4. If the ratio of largest to smallest SAR for the original, first and second repeated measurements is > 1.20 , and the original, first or second repeated measurement is ≥ 1.5 W/kg, perform a third repeated measurement.

Frequency Band (MHz)	Wireless Band	RF Exposure Conditions	Test Position	Highest Measured SAR (W/kg)	Repeated SAR (Yes/No)	Repeated ^{1st} Measured SAR (W/kg)	Largest to Smallest SAR Radio
2560	LTE Band7	Head	Right Cheek	0.833	Yes	0.810	1.03
2610	LTE Band38	Head	Right Cheek	0.846	Yes	0.842	1.00
2593	LTE Band41	Hotspot	Right Edge	0.869	Yes	0.849	1.02
2535	NR n7	Hotspot	Bottom Edge	0.856	Yes	0.830	1.03
1745	NR n38	Head	Right Cheek	0.849	Yes	0.845	1.00
2595	NR n38	Hotspot	Bottom Edge	0.955	Yes	0.936	1.02
2592.99	NR n41	Hotspot	Bottom Edge	0.800	Yes	0.791	1.01
2592.99	NR n41	Specific	Right Edge	2.130	Yes	2.080	1.02
2437	WIFI 2.4GHz	Head	Left Cheek	0.845	Yes	0.833	1.01

Note: The ratio of largest to smallest SAR for the original and first repeated measurements is < 1.20 , the second repeated measurement. is not required.

12 SIMULTANEOUS TRANSMISSION

Simultaneous transmission SAR test exclusion is determined for each operating configuration and exposure condition according to the reported standalone SAR of each applicable simultaneous transmitting antenna. When the sum of SAR 1g of all simultaneously transmitting antennas in an operating mode and exposure condition combination is within the SAR limit (SAR 1g 1.6 W/kg), the simultaneous transmission SAR is not required. When the sum of SAR 1g is greater than the SAR limit (SAR 1g 1.6 W/kg), SAR test exclusion is determined by the SAR to Peak Location Ratio (SPLSR).

12.1 Simultaneous Transmission Mode Consider

No.	Simultaneous Tx Combination	Head	Body-worn	Hotspot	Specific
1	WLAN 2.4GHz(chain 1) + BT(chain 0)	Yes	Yes	Yes	Yes
2	WLAN 5GHz(chain 0) + BT(chain 0)	Yes	Yes	Yes	Yes
3	WLAN 5GHz(chain 1) + BT(chain 0)	Yes	Yes	Yes	Yes
4	WLAN 5GHz MIMO + BT(chain 0)	Yes	Yes	Yes	Yes
5	WWAN + WLAN 2.4GHz(chain 0)	Yes	Yes	Yes	Yes
6	WWAN + WLAN 2.4GHz(chain 1)	Yes	Yes	Yes	Yes
7	WWAN + WLAN 2.4GHz MIMO	Yes	Yes	Yes	Yes
8	WWAN + WLAN 5GHz(chain 0)	Yes	Yes	Yes	Yes
9	WWAN + WLAN 5GHz(chain 1)	Yes	Yes	Yes	Yes
10	WWAN + WLAN 5GHz MIMO	Yes	Yes	Yes	Yes
11	WWAN + BT	Yes	Yes	Yes	Yes
12	WWAN + WLAN 2.4GHz(chain 1) + BT(chain 0)	Yes	Yes	Yes	Yes
13	WWAN + WLAN 5GHz(chain 0) + BT(chain 0)	Yes	Yes	Yes	Yes
14	WWAN + WLAN 5GHz(chain 1) + BT(chain 0)	Yes	Yes	Yes	Yes
15	WWAN + WLAN 5GHz MIMO + BT(chain 0)	Yes	Yes	Yes	Yes

Note:

1. WWAN antennas can switch automatically, the standards supported by WWAN are(GSM Voice/GPRS/EDGE/WCDMA/LTE/SA(5G NR)/EN-DC(LTE + 5G NR)).
2. The 2.4G chain0 corresponds to Ant.13 and 2.4G chain1 corresponds to Ant.12; the 5G chain0 corresponds to Ant.9 and 5G chain1 corresponds to Ant.8.
3. The maximum SAR summation is calculated based on the same configuration and test position.

12.2 Sum SAR of Simultaneous Transmission

12.2.1 Head Simultaneous Transmission SAR Evaluation for WLAN with BT

Position	Stand alone SAR			SUM SAR	
	1	2	3		
	2.4GWIFI Ant.12	5GWIFI Max.	Bluetooth Ant.13	1+3	2+3
	Level2	Level2			
Left Cheek	0.351	0.842	0.283	0.634	1.125
Left Tilt	0.344	0.603	0.236	0.580	0.839
Right Cheek	0.241	0.433	0.181	0.422	0.614
Right Tilt	0.230	0.430	0.154	0.384	0.584

Note:

1: The highest Summed 1g SAR is 1.125 W/Kg < 1.6 W/kg, so Simultaneous Transmission SAR test is not required.

12.2.2 Body-Worn Simultaneous Transmission SAR Evaluation for WLAN with BT

Position	Stand alone SAR			SUM SAR	
	1	2	3		
	2.4GWIFI Ant.12	5GWIFI Max.	Bluetooth Ant.13	1+3	2+3
	Level6	Level6			
Front Side 15mm	0.067	0.176	0.009	0.076	0.185
Back Side 15mm	0.109	0.353	0.014	0.123	0.367

Note:

1: The highest Summed 1g SAR is 0.367 W/Kg < 1.6 W/kg, so Simultaneous Transmission SAR test is not required.

12.2.3 Hotspot Simultaneous Transmission SAR Evaluation for WLAN with BT

Position	Stand alone SAR			SUM SAR	
	1	2	3	1+3	2+3
	2.4GWIFI Ant.12	5GWIFI Max.	Bluetooth Ant.13		
	Level6	Level6			
Front Side 10mm	0.090	0.193	0.016	0.106	0.209
Back Side 10mm	0.114	0.327	0.095	0.209	0.422
Left Edge 10mm	0.006	0.420	0.006	0.012	0.426
Right Edge 10mm	0.000	0.000	0.000	0.000	0.000
Top Edge 10mm	0.130	0.664	0.003	0.133	0.667
Bottom Edge 10mm	0.000	0.000	0.000	0.000	0.000

Note:

1: The highest Summed 1g SAR is 0.667 W/Kg < 1.6 W/kg, so Simultaneous Transmission SAR test is not required.

12.2.4 Specific Simultaneous Transmission SAR Evaluation for WLAN with BT

Position	Stand alone SAR			SUM SAR	
	1	2	3	1+3	2+3
	2.4GWIFI Ant.12	5GWIFI Max.	Bluetooth Ant.13		
	Level6	Level6			
Front Side 0mm	0.419	0.503	0.215	0.634	0.718
Back Side 0mm	0.274	0.662	0.204	0.478	0.866
Left Edge 0mm	0.117	1.368	0.092	0.209	1.460
Right Edge 0mm	0.000	0.000	0.000	0.000	0.000
Top Edge 0mm	1.199	0.917	0.625	1.824	1.542
Bottom Edge 0mm	0.000	0.000	0.000	0.000	0.000

Note:

1: The highest Summed 10g SAR is 1.824 W/Kg < 4.0 W/kg, so Simultaneous Transmission SAR test is not required.

12.2.5 Head Simultaneous Transmission SAR Evaluation for WWAN and WLAN and BT

Band	Antenna	Position	Stand alone SAR								SUM SAR				
			1	2	3	4	5	6	7	8	1+3	1+5	1+7	2+4+8	2+6+8
			WWAN	WWAN	2.4GWIFI Max.	2.4GWIFI Ant.12	5GWIFI Max.	5GWIFI Max.	Bluetooth Max.	Bluetooth Ant.13					
State4	State6	Level3	Level4	Level3	Level4										
GSM850	Ant.0	Left Cheek	0.253	0.253	0.401	0.150	0.520	0.520	0.283	0.283	0.654	0.773	0.536	0.686	1.056
		Left Tilt	0.145	0.145	0.377	0.149	0.378	0.378	0.236	0.236	0.522	0.523	0.381	0.530	0.759
		Right Cheek	0.242	0.242	0.183	0.103	0.267	0.267	0.181	0.181	0.425	0.509	0.423	0.526	0.690
		Right Tilt	0.123	0.123	0.214	0.101	0.266	0.266	0.154	0.154	0.337	0.389	0.277	0.378	0.543
GSM1900	Ant.4	Left Cheek	0.156	0.145	0.401	0.150	0.520	0.520	0.283	0.283	0.557	0.676	0.439	0.578	0.948
		Left Tilt	0.130	0.119	0.377	0.149	0.378	0.378	0.236	0.236	0.507	0.508	0.366	0.504	0.733
		Right Cheek	0.302	0.278	0.183	0.103	0.267	0.267	0.181	0.181	0.485	0.569	0.483	0.562	0.726
		Right Tilt	0.307	0.281	0.214	0.101	0.266	0.266	0.154	0.154	0.521	0.573	0.461	0.536	0.701
GSM1900	Ant.0	Left Cheek	0.006	0.006	0.401	0.150	0.520	0.520	0.283	0.283	0.407	0.526	0.289	0.439	0.809
		Left Tilt	0.000	0.000	0.377	0.149	0.378	0.378	0.236	0.236	0.377	0.378	0.236	0.385	0.614
		Right Cheek	0.014	0.014	0.183	0.103	0.267	0.267	0.181	0.181	0.197	0.281	0.195	0.298	0.462
		Right Tilt	0.000	0.000	0.214	0.101	0.266	0.266	0.154	0.154	0.214	0.266	0.154	0.255	0.420
WCDMA B2	Ant.4	Left Cheek	0.190	0.173	0.401	0.150	0.520	0.520	0.283	0.283	0.591	0.710	0.473	0.606	0.976
		Left Tilt	0.119	0.130	0.377	0.149	0.378	0.378	0.236	0.236	0.496	0.497	0.355	0.515	0.744
		Right Cheek	0.321	0.316	0.183	0.103	0.267	0.267	0.181	0.181	0.504	0.588	0.502	0.600	0.764
		Right Tilt	0.390	0.360	0.214	0.101	0.266	0.266	0.154	0.154	0.604	0.656	0.544	0.615	0.780
WCDMA B2	Ant.0	Left Cheek	0.050	0.050	0.401	0.150	0.520	0.520	0.283	0.283	0.451	0.570	0.333	0.483	0.853
		Left Tilt	0.012	0.012	0.377	0.149	0.378	0.378	0.236	0.236	0.389	0.390	0.248	0.397	0.626
		Right Cheek	0.025	0.025	0.183	0.103	0.267	0.267	0.181	0.181	0.208	0.292	0.206	0.309	0.473
		Right Tilt	0.010	0.010	0.214	0.101	0.266	0.266	0.154	0.154	0.224	0.276	0.164	0.265	0.430
WCDMA B4	Ant.4	Left Cheek	0.338	0.301	0.401	0.150	0.520	0.520	0.283	0.283	0.739	0.858	0.621	0.734	1.104
		Left Tilt	0.254	0.238	0.377	0.149	0.378	0.378	0.236	0.236	0.631	0.632	0.490	0.623	0.852
		Right Cheek	0.651	0.528	0.183	0.103	0.267	0.267	0.181	0.181	0.834	0.918	0.832	0.812	0.976
		Right Tilt	0.437	0.388	0.214	0.101	0.266	0.266	0.154	0.154	0.651	0.703	0.591	0.643	0.808
WCDMA B4	Ant.0	Left Cheek	0.076	0.076	0.401	0.150	0.520	0.520	0.283	0.283	0.477	0.596	0.359	0.509	0.879
		Left Tilt	0.027	0.027	0.377	0.149	0.378	0.378	0.236	0.236	0.404	0.405	0.263	0.412	0.641
		Right Cheek	0.104	0.104	0.183	0.103	0.267	0.267	0.181	0.181	0.287	0.371	0.285	0.388	0.552
		Right Tilt	0.018	0.018	0.214	0.101	0.266	0.266	0.154	0.154	0.232	0.284	0.172	0.273	0.438
WCDMA B5	Ant.1	Left Cheek	0.380	0.329	0.401	0.150	0.520	0.520	0.283	0.283	0.781	0.900	0.663	0.762	1.132
		Left Tilt	0.137	0.128	0.377	0.149	0.378	0.378	0.236	0.236	0.514	0.515	0.373	0.513	0.742
		Right Cheek	0.913	0.774	0.183	0.103	0.267	0.267	0.181	0.181	1.096	1.180	1.094	1.058	1.222
		Right Tilt	0.226	0.200	0.214	0.101	0.266	0.266	0.154	0.154	0.440	0.492	0.380	0.455	0.620
WCDMA B5	Ant.0	Left Cheek	0.196	0.196	0.401	0.150	0.520	0.520	0.283	0.283	0.597	0.716	0.479	0.629	0.999
		Left Tilt	0.114	0.114	0.377	0.149	0.378	0.378	0.236	0.236	0.491	0.492	0.350	0.499	0.728
		Right Cheek	0.187	0.187	0.183	0.103	0.267	0.267	0.181	0.181	0.370	0.454	0.368	0.471	0.635
		Right Tilt	0.092	0.092	0.214	0.101	0.266	0.266	0.154	0.154	0.306	0.358	0.246	0.347	0.512

LTE B2	Ant.4	Left Cheek	0.260	0.240	0.401	0.150	0.520	0.520	0.283	0.283	0.661	0.780	0.543	0.673	1.043
		Left Tilt	0.194	0.166	0.377	0.149	0.378	0.378	0.236	0.236	0.571	0.572	0.430	0.551	0.780
		Right Cheek	0.492	0.387	0.183	0.103	0.267	0.267	0.181	0.181	0.675	0.759	0.673	0.671	0.835
		Right Tilt	0.321	0.309	0.214	0.101	0.266	0.266	0.154	0.154	0.535	0.587	0.475	0.564	0.729
LTE B2	Ant.0	Left Cheek	0.069	0.069	0.401	0.150	0.520	0.520	0.283	0.283	0.470	0.589	0.352	0.502	0.872
		Left Tilt	0.010	0.010	0.377	0.149	0.378	0.378	0.236	0.236	0.387	0.388	0.246	0.395	0.624
		Right Cheek	0.107	0.107	0.183	0.103	0.267	0.267	0.181	0.181	0.290	0.374	0.288	0.391	0.555
		Right Tilt	0.008	0.008	0.214	0.101	0.266	0.266	0.154	0.154	0.222	0.274	0.162	0.263	0.428
LTE B4	Ant.4	Left Cheek	0.310	0.271	0.401	0.150	0.520	0.520	0.283	0.283	0.711	0.830	0.593	0.704	1.074
		Left Tilt	0.243	0.208	0.377	0.149	0.378	0.378	0.236	0.236	0.620	0.621	0.479	0.593	0.822
		Right Cheek	0.576	0.507	0.183	0.103	0.267	0.267	0.181	0.181	0.759	0.843	0.757	0.791	0.955
		Right Tilt	0.432	0.384	0.214	0.101	0.266	0.266	0.154	0.154	0.646	0.698	0.586	0.639	0.804
LTE B4	Ant.5	Left Cheek	0.572	0.495	0.401	0.150	0.520	0.520	0.283	0.283	0.973	1.092	0.855	0.928	1.298
		Left Tilt	0.127	0.119	0.377	0.149	0.378	0.378	0.236	0.236	0.504	0.505	0.363	0.504	0.733
		Right Cheek	0.424	0.359	0.183	0.103	0.267	0.267	0.181	0.181	0.607	0.691	0.605	0.643	0.807
		Right Tilt	0.090	0.079	0.214	0.101	0.266	0.266	0.154	0.154	0.304	0.356	0.244	0.334	0.499
LTE B4	Ant.0	Left Cheek	0.113	0.113	0.401	0.150	0.520	0.520	0.283	0.283	0.514	0.633	0.396	0.546	0.916
		Left Tilt	0.060	0.060	0.377	0.149	0.378	0.378	0.236	0.236	0.437	0.438	0.296	0.445	0.674
		Right Cheek	0.117	0.117	0.183	0.103	0.267	0.267	0.181	0.181	0.300	0.384	0.298	0.401	0.565
		Right Tilt	0.000	0.000	0.214	0.101	0.266	0.266	0.154	0.154	0.214	0.266	0.154	0.255	0.420
LTE B5	Ant.1	Left Cheek	0.277	0.247	0.401	0.150	0.520	0.520	0.283	0.283	0.678	0.797	0.560	0.680	1.050
		Left Tilt	0.108	0.095	0.377	0.149	0.378	0.378	0.236	0.236	0.485	0.486	0.344	0.480	0.709
		Right Cheek	0.474	0.432	0.183	0.103	0.267	0.267	0.181	0.181	0.657	0.741	0.655	0.716	0.880
		Right Tilt	0.153	0.143	0.214	0.101	0.266	0.266	0.154	0.154	0.367	0.419	0.307	0.398	0.563
LTE B5	Ant.0	Left Cheek	0.162	0.162	0.401	0.150	0.520	0.520	0.283	0.283	0.563	0.682	0.445	0.595	0.965
		Left Tilt	0.102	0.102	0.377	0.149	0.378	0.378	0.236	0.236	0.479	0.480	0.338	0.487	0.716
		Right Cheek	0.150	0.150	0.183	0.103	0.267	0.267	0.181	0.181	0.333	0.417	0.331	0.434	0.598
		Right Tilt	0.074	0.074	0.214	0.101	0.266	0.266	0.154	0.154	0.288	0.340	0.228	0.329	0.494
LTE B7	Ant.4	Left Cheek	0.464	0.422	0.401	0.150	0.520	0.520	0.283	0.283	0.865	0.984	0.747	0.855	1.225
		Left Tilt	0.498	0.444	0.377	0.149	0.378	0.378	0.236	0.236	0.875	0.876	0.734	0.829	1.058
		Right Cheek	0.985	0.891	0.183	0.103	0.267	0.267	0.181	0.181	1.168	1.252	1.166	1.175	1.339
		Right Tilt	0.888	0.807	0.214	0.101	0.266	0.266	0.154	0.154	1.102	1.154	1.042	1.062	1.227
LTE B7	Ant.5	Left Cheek	0.591	0.496	0.401	0.150	0.520	0.520	0.283	0.283	0.992	1.111	0.874	0.929	1.299
		Left Tilt	0.166	0.146	0.377	0.149	0.378	0.378	0.236	0.236	0.543	0.544	0.402	0.531	0.760
		Right Cheek	0.683	0.539	0.183	0.103	0.267	0.267	0.181	0.181	0.866	0.950	0.864	0.823	0.987
		Right Tilt	0.114	0.093	0.214	0.101	0.266	0.266	0.154	0.154	0.328	0.380	0.268	0.348	0.513
LTE B7	Ant.0	Left Cheek	0.227	0.227	0.401	0.150	0.520	0.520	0.283	0.283	0.628	0.747	0.510	0.660	1.030
		Left Tilt	0.063	0.063	0.377	0.149	0.378	0.378	0.236	0.236	0.440	0.441	0.299	0.448	0.677
		Right Cheek	0.128	0.128	0.183	0.103	0.267	0.267	0.181	0.181	0.311	0.395	0.309	0.412	0.576
		Right Tilt	0.096	0.096	0.214	0.101	0.266	0.266	0.154	0.154	0.310	0.362	0.250	0.351	0.516
LTE B12	Ant.1	Left Cheek	0.377	0.377	0.401	0.150	0.520	0.520	0.283	0.283	0.778	0.897	0.660	0.810	1.180
		Left Tilt	0.163	0.163	0.377	0.149	0.378	0.378	0.236	0.236	0.540	0.541	0.399	0.548	0.777
		Right Cheek	0.658	0.658	0.183	0.103	0.267	0.267	0.181	0.181	0.841	0.925	0.839	0.942	1.106

		Right Tilt	0.229	0.229	0.214	0.101	0.266	0.266	0.154	0.154	0.443	0.495	0.383	0.484	0.649
LTE B12	Ant.0	Left Cheek	0.166	0.166	0.401	0.150	0.520	0.520	0.283	0.283	0.567	0.686	0.449	0.599	0.969
		Left Tilt	0.115	0.115	0.377	0.149	0.378	0.378	0.236	0.236	0.492	0.493	0.351	0.500	0.729
		Right Cheek	0.180	0.180	0.183	0.103	0.267	0.267	0.181	0.181	0.363	0.447	0.361	0.464	0.628
		Right Tilt	0.108	0.108	0.214	0.101	0.266	0.266	0.154	0.154	0.322	0.374	0.262	0.363	0.528
LTE B13	Ant.1	Left Cheek	0.360	0.360	0.401	0.150	0.520	0.520	0.283	0.283	0.761	0.880	0.643	0.793	1.163
		Left Tilt	0.155	0.155	0.377	0.149	0.378	0.378	0.236	0.236	0.532	0.533	0.391	0.540	0.769
		Right Cheek	0.783	0.783	0.183	0.103	0.267	0.267	0.181	0.181	0.966	1.050	0.964	1.067	1.231
		Right Tilt	0.220	0.220	0.214	0.101	0.266	0.266	0.154	0.154	0.434	0.486	0.374	0.475	0.640
LTE B13	Ant.0	Left Cheek	0.170	0.170	0.401	0.150	0.520	0.520	0.283	0.283	0.571	0.690	0.453	0.603	0.973
		Left Tilt	0.115	0.115	0.377	0.149	0.378	0.378	0.236	0.236	0.492	0.493	0.351	0.500	0.729
		Right Cheek	0.174	0.174	0.183	0.103	0.267	0.267	0.181	0.181	0.357	0.441	0.355	0.458	0.622
		Right Tilt	0.114	0.114	0.214	0.101	0.266	0.266	0.154	0.154	0.328	0.380	0.268	0.369	0.534
LTE B17	Ant.1	Left Cheek	0.293	0.293	0.401	0.150	0.520	0.520	0.283	0.283	0.694	0.813	0.576	0.726	1.096
		Left Tilt	0.129	0.129	0.377	0.149	0.378	0.378	0.236	0.236	0.506	0.507	0.365	0.514	0.743
		Right Cheek	0.650	0.650	0.183	0.103	0.267	0.267	0.181	0.181	0.833	0.917	0.831	0.934	1.098
		Right Tilt	0.182	0.182	0.214	0.101	0.266	0.266	0.154	0.154	0.396	0.448	0.336	0.437	0.602
LTE B17	Ant.0	Left Cheek	0.141	0.141	0.401	0.150	0.520	0.520	0.283	0.283	0.542	0.661	0.424	0.574	0.944
		Left Tilt	0.098	0.098	0.377	0.149	0.378	0.378	0.236	0.236	0.475	0.476	0.334	0.483	0.712
		Right Cheek	0.152	0.152	0.183	0.103	0.267	0.267	0.181	0.181	0.335	0.419	0.333	0.436	0.600
		Right Tilt	0.088	0.088	0.214	0.101	0.266	0.266	0.154	0.154	0.302	0.354	0.242	0.343	0.508
LTE B26	Ant.1	Left Cheek	0.433	0.388	0.401	0.150	0.520	0.520	0.283	0.283	0.834	0.953	0.716	0.821	1.191
		Left Tilt	0.189	0.164	0.377	0.149	0.378	0.378	0.236	0.236	0.566	0.567	0.425	0.549	0.778
		Right Cheek	0.849	0.744	0.183	0.103	0.267	0.267	0.181	0.181	1.032	1.116	1.030	1.028	1.192
		Right Tilt	0.268	0.249	0.214	0.101	0.266	0.266	0.154	0.154	0.482	0.534	0.422	0.504	0.669
LTE B26	Ant.0	Left Cheek	0.112	0.112	0.401	0.150	0.520	0.520	0.283	0.283	0.513	0.632	0.395	0.545	0.915
		Left Tilt	0.041	0.041	0.377	0.149	0.378	0.378	0.236	0.236	0.418	0.419	0.277	0.426	0.655
		Right Cheek	0.122	0.122	0.183	0.103	0.267	0.267	0.181	0.181	0.305	0.389	0.303	0.406	0.570
		Right Tilt	0.065	0.065	0.214	0.101	0.266	0.266	0.154	0.154	0.279	0.331	0.219	0.320	0.485
LTE B66	Ant.4	Left Cheek	0.342	0.312	0.401	0.150	0.520	0.520	0.283	0.283	0.743	0.862	0.625	0.745	1.115
		Left Tilt	0.257	0.217	0.377	0.149	0.378	0.378	0.236	0.236	0.634	0.635	0.493	0.602	0.831
		Right Cheek	0.656	0.500	0.183	0.103	0.267	0.267	0.181	0.181	0.839	0.923	0.837	0.784	0.948
		Right Tilt	0.426	0.402	0.214	0.101	0.266	0.266	0.154	0.154	0.640	0.692	0.580	0.657	0.822
LTE B66	Ant.5	Left Cheek	0.517	0.518	0.401	0.150	0.520	0.520	0.283	0.283	0.918	1.037	0.800	0.951	1.321
		Left Tilt	0.152	0.113	0.377	0.149	0.378	0.378	0.236	0.236	0.529	0.530	0.388	0.498	0.727
		Right Cheek	0.448	0.384	0.183	0.103	0.267	0.267	0.181	0.181	0.631	0.715	0.629	0.668	0.832
		Right Tilt	0.096	0.080	0.214	0.101	0.266	0.266	0.154	0.154	0.310	0.362	0.250	0.335	0.500
LTE B66	Ant.0	Left Cheek	0.154	0.154	0.401	0.150	0.520	0.520	0.283	0.283	0.555	0.674	0.437	0.587	0.957
		Left Tilt	0.085	0.085	0.377	0.149	0.378	0.378	0.236	0.236	0.462	0.463	0.321	0.470	0.699
		Right Cheek	0.132	0.132	0.183	0.103	0.267	0.267	0.181	0.181	0.315	0.399	0.313	0.416	0.580
		Right Tilt	0.045	0.045	0.214	0.101	0.266	0.266	0.154	0.154	0.259	0.311	0.199	0.300	0.465
LTE B38	Ant.4	Left Cheek	0.411	0.396	0.401	0.150	0.520	0.520	0.283	0.283	0.812	0.931	0.694	0.829	1.199
		Left Tilt	0.490	0.474	0.377	0.149	0.378	0.378	0.236	0.236	0.867	0.868	0.726	0.859	1.088

		Right Cheek	0.689	0.646	0.183	0.103	0.267	0.267	0.181	0.181	0.872	0.956	0.870	0.930	1.094
		Right Tilt	0.737	0.672	0.214	0.101	0.266	0.266	0.154	0.154	0.951	1.003	0.891	0.927	1.092
LTE B38	Ant.5	Left Cheek	0.558	0.438	0.401	0.150	0.520	0.520	0.283	0.283	0.959	1.078	0.841	0.871	1.241
		Left Tilt	0.196	0.151	0.377	0.149	0.378	0.378	0.236	0.236	0.573	0.574	0.432	0.536	0.765
		Right Cheek	1.017	0.830	0.183	0.103	0.267	0.267	0.181	0.181	1.200	1.284	1.198	1.114	1.278
		Right Tilt	0.123	0.097	0.214	0.101	0.266	0.266	0.154	0.154	0.337	0.389	0.277	0.352	0.517
LTE B38	Ant.1	Left Cheek	0.599	0.466	0.401	0.150	0.520	0.520	0.283	0.283	1.000	1.119	0.882	0.899	1.269
		Left Tilt	0.104	0.026	0.377	0.149	0.378	0.378	0.236	0.236	0.481	0.482	0.340	0.411	0.640
		Right Cheek	0.807	0.605	0.183	0.103	0.267	0.267	0.181	0.181	0.990	1.074	0.988	0.889	1.053
		Right Tilt	0.189	0.101	0.214	0.101	0.266	0.266	0.154	0.154	0.403	0.455	0.343	0.356	0.521
LTE B38	Ant.0	Left Cheek	0.195	0.195	0.401	0.150	0.520	0.520	0.283	0.283	0.596	0.715	0.478	0.628	0.998
		Left Tilt	0.049	0.049	0.377	0.149	0.378	0.378	0.236	0.236	0.426	0.427	0.285	0.434	0.663
		Right Cheek	0.117	0.117	0.183	0.103	0.267	0.267	0.181	0.181	0.300	0.384	0.298	0.401	0.565
		Right Tilt	0.037	0.037	0.214	0.101	0.266	0.266	0.154	0.154	0.251	0.303	0.191	0.292	0.457
LTE B41	Ant.4	Left Cheek	0.323	0.296	0.401	0.150	0.520	0.520	0.283	0.283	0.724	0.843	0.606	0.729	1.099
		Left Tilt	0.369	0.333	0.377	0.149	0.378	0.378	0.236	0.236	0.746	0.747	0.605	0.718	0.947
		Right Cheek	0.583	0.517	0.183	0.103	0.267	0.267	0.181	0.181	0.766	0.850	0.764	0.801	0.965
		Right Tilt	0.547	0.488	0.214	0.101	0.266	0.266	0.154	0.154	0.761	0.813	0.701	0.743	0.908
LTE B41	Ant.5	Left Cheek	0.567	0.503	0.401	0.150	0.520	0.520	0.283	0.283	0.968	1.087	0.850	0.936	1.306
		Left Tilt	0.165	0.146	0.377	0.149	0.378	0.378	0.236	0.236	0.542	0.543	0.401	0.531	0.760
		Right Cheek	0.919	0.789	0.183	0.103	0.267	0.267	0.181	0.181	1.102	1.186	1.100	1.073	1.237
		Right Tilt	0.118	0.112	0.214	0.101	0.266	0.266	0.154	0.154	0.332	0.384	0.272	0.367	0.532
LTE B41	Ant.1	Left Cheek	0.495	0.435	0.401	0.150	0.520	0.520	0.283	0.283	0.896	1.015	0.778	0.868	1.238
		Left Tilt	0.083	0.072	0.377	0.149	0.378	0.378	0.236	0.236	0.460	0.461	0.319	0.457	0.686
		Right Cheek	0.714	0.461	0.183	0.103	0.267	0.267	0.181	0.181	0.897	0.981	0.895	0.745	0.909
		Right Tilt	0.166	0.144	0.214	0.101	0.266	0.266	0.154	0.154	0.380	0.432	0.320	0.399	0.564
LTE B41	Ant.0	Left Cheek	0.147	0.147	0.401	0.150	0.520	0.520	0.283	0.283	0.548	0.667	0.430	0.580	0.950
		Left Tilt	0.050	0.050	0.377	0.149	0.378	0.378	0.236	0.236	0.427	0.428	0.286	0.435	0.664
		Right Cheek	0.080	0.080	0.183	0.103	0.267	0.267	0.181	0.181	0.263	0.347	0.261	0.364	0.528
		Right Tilt	0.032	0.032	0.214	0.101	0.266	0.266	0.154	0.154	0.246	0.298	0.186	0.287	0.452
n5	Ant.1	Left Cheek	0.241	0.218	0.401	0.150	0.520	0.520	0.283	0.283	0.642	0.761	0.524	0.651	1.021
		Left Tilt	0.112	0.099	0.377	0.149	0.378	0.378	0.236	0.236	0.489	0.490	0.348	0.484	0.713
		Right Cheek	0.462	0.434	0.183	0.103	0.267	0.267	0.181	0.181	0.645	0.729	0.643	0.718	0.882
		Right Tilt	0.154	0.126	0.214	0.101	0.266	0.266	0.154	0.154	0.368	0.420	0.308	0.381	0.546
n5	Ant.0	Left Cheek	0.110	0.110	0.401	0.150	0.520	0.520	0.283	0.283	0.511	0.630	0.393	0.543	0.913
		Left Tilt	0.025	0.025	0.377	0.149	0.378	0.378	0.236	0.236	0.402	0.403	0.261	0.410	0.639
		Right Cheek	0.145	0.145	0.183	0.103	0.267	0.267	0.181	0.181	0.328	0.412	0.326	0.429	0.593
		Right Tilt	0.038	0.038	0.214	0.101	0.266	0.266	0.154	0.154	0.252	0.304	0.192	0.293	0.458
n7	Ant.4	Left Cheek	0.148	0.130	0.401	0.150	0.520	0.520	0.283	0.283	0.549	0.668	0.431	0.563	0.933
		Left Tilt	0.169	0.142	0.377	0.149	0.378	0.378	0.236	0.236	0.546	0.547	0.405	0.527	0.756
		Right Cheek	0.309	0.265	0.183	0.103	0.267	0.267	0.181	0.181	0.492	0.576	0.490	0.549	0.713
		Right Tilt	0.272	0.242	0.214	0.101	0.266	0.266	0.154	0.154	0.486	0.538	0.426	0.497	0.662
n7	Ant.5	Left Cheek	0.106	0.092	0.401	0.150	0.520	0.520	0.283	0.283	0.507	0.626	0.389	0.525	0.895

		Left Tilt	0.033	0.027	0.377	0.149	0.378	0.378	0.236	0.236	0.410	0.411	0.269	0.412	0.641
		Right Cheek	0.141	0.118	0.183	0.103	0.267	0.267	0.181	0.181	0.324	0.408	0.322	0.402	0.566
		Right Tilt	0.054	0.018	0.214	0.101	0.266	0.266	0.154	0.154	0.268	0.320	0.208	0.273	0.438
n7	Ant.0	Left Cheek	0.067	0.067	0.401	0.150	0.520	0.520	0.283	0.283	0.468	0.587	0.350	0.500	0.870
		Left Tilt	0.027	0.027	0.377	0.149	0.378	0.378	0.236	0.236	0.404	0.405	0.263	0.412	0.641
		Right Cheek	0.093	0.093	0.183	0.103	0.267	0.267	0.181	0.181	0.276	0.360	0.274	0.377	0.541
		Right Tilt	0.056	0.056	0.214	0.101	0.266	0.266	0.154	0.154	0.270	0.322	0.210	0.311	0.476
n66	Ant.4	Left Cheek	0.210	0.193	0.401	0.150	0.520	0.520	0.283	0.283	0.611	0.730	0.493	0.626	0.996
		Left Tilt	0.152	0.147	0.377	0.149	0.378	0.378	0.236	0.236	0.529	0.530	0.388	0.532	0.761
		Right Cheek	0.587	0.293	0.183	0.103	0.267	0.267	0.181	0.181	0.770	0.854	0.768	0.577	0.741
		Right Tilt	0.226	0.201	0.214	0.101	0.266	0.266	0.154	0.154	0.440	0.492	0.380	0.456	0.621
n66	Ant.5	Left Cheek	0.823	0.687	0.401	0.150	0.520	0.520	0.283	0.283	1.224	1.343	1.106	1.120	1.490
		Left Tilt	0.170	0.154	0.377	0.149	0.378	0.378	0.236	0.236	0.547	0.548	0.406	0.539	0.768
		Right Cheek	0.498	0.442	0.183	0.103	0.267	0.267	0.181	0.181	0.681	0.765	0.679	0.726	0.890
		Right Tilt	0.119	0.107	0.214	0.101	0.266	0.266	0.154	0.154	0.333	0.385	0.273	0.362	0.527
n66	Ant.0	Left Cheek	0.121	0.121	0.401	0.150	0.520	0.520	0.283	0.283	0.522	0.641	0.404	0.554	0.924
		Left Tilt	0.049	0.049	0.377	0.149	0.378	0.378	0.236	0.236	0.426	0.427	0.285	0.434	0.663
		Right Cheek	0.129	0.129	0.183	0.103	0.267	0.267	0.181	0.181	0.312	0.396	0.310	0.413	0.577
		Right Tilt	0.039	0.039	0.214	0.101	0.266	0.266	0.154	0.154	0.253	0.305	0.193	0.294	0.459
n38	Ant.4	Left Cheek	0.369	0.329	0.401	0.150	0.520	0.520	0.283	0.283	0.770	0.889	0.652	0.762	1.132
		Left Tilt	0.449	0.401	0.377	0.149	0.378	0.378	0.236	0.236	0.826	0.827	0.685	0.786	1.015
		Right Cheek	0.727	0.600	0.183	0.103	0.267	0.267	0.181	0.181	0.910	0.994	0.908	0.884	1.048
		Right Tilt	0.589	0.534	0.214	0.101	0.266	0.266	0.154	0.154	0.803	0.855	0.743	0.789	0.954
n38	Ant.5	Left Cheek	0.474	0.413	0.401	0.150	0.520	0.520	0.283	0.283	0.875	0.994	0.757	0.846	1.216
		Left Tilt	0.185	0.144	0.377	0.149	0.378	0.378	0.236	0.236	0.562	0.563	0.421	0.529	0.758
		Right Cheek	0.897	0.732	0.183	0.103	0.267	0.267	0.181	0.181	1.080	1.164	1.078	1.016	1.180
		Right Tilt	0.109	0.082	0.214	0.101	0.266	0.266	0.154	0.154	0.323	0.375	0.263	0.337	0.502
n38	Ant.1	Left Cheek	0.745	0.676	0.401	0.150	0.520	0.520	0.283	0.283	1.146	1.265	1.028	1.109	1.479
		Left Tilt	0.131	0.119	0.377	0.149	0.378	0.378	0.236	0.236	0.508	0.509	0.367	0.504	0.733
		Right Cheek	1.002	0.852	0.183	0.103	0.267	0.267	0.181	0.181	1.185	1.269	1.183	1.136	1.300
		Right Tilt	0.236	0.214	0.214	0.101	0.266	0.266	0.154	0.154	0.450	0.502	0.390	0.469	0.634
n38	Ant.0	Left Cheek	0.109	0.109	0.401	0.150	0.520	0.520	0.283	0.283	0.510	0.629	0.392	0.542	0.912
		Left Tilt	0.005	0.005	0.377	0.149	0.378	0.378	0.236	0.236	0.382	0.383	0.241	0.390	0.619
		Right Cheek	0.050	0.050	0.183	0.103	0.267	0.267	0.181	0.181	0.233	0.317	0.231	0.334	0.498
		Right Tilt	0.004	0.004	0.214	0.101	0.266	0.266	0.154	0.154	0.218	0.270	0.158	0.259	0.424
n41	Ant.4	Left Cheek	0.355	0.541	0.401	0.150	0.520	0.520	0.283	0.283	0.756	0.875	0.638	0.974	1.344
		Left Tilt	0.406	0.536	0.377	0.149	0.378	0.378	0.236	0.236	0.783	0.784	0.642	0.921	1.150
		Right Cheek	0.771	0.316	0.183	0.103	0.267	0.267	0.181	0.181	0.954	1.038	0.952	0.600	0.764
		Right Tilt	0.591	0.362	0.214	0.101	0.266	0.266	0.154	0.154	0.805	0.857	0.745	0.617	0.782
n41	Ant.5	Left Cheek	0.454	0.401	0.401	0.150	0.520	0.520	0.283	0.283	0.855	0.974	0.737	0.834	1.204
		Left Tilt	0.130	0.115	0.377	0.149	0.378	0.378	0.236	0.236	0.507	0.508	0.366	0.500	0.729
		Right Cheek	0.762	0.570	0.183	0.103	0.267	0.267	0.181	0.181	0.945	1.029	0.943	0.854	1.018
		Right Tilt	0.083	0.083	0.214	0.101	0.266	0.266	0.154	0.154	0.297	0.349	0.237	0.338	0.503

n41	Ant.1	Left Cheek	0.641	0.566	0.401	0.150	0.520	0.520	0.283	0.283	1.042	1.161	0.924	0.999	1.369
		Left Tilt	0.114	0.101	0.377	0.149	0.378	0.378	0.236	0.236	0.491	0.492	0.350	0.486	0.715
		Right Cheek	0.953	0.832	0.183	0.103	0.267	0.267	0.181	0.181	1.136	1.220	1.134	1.116	1.280
		Right Tilt	0.205	0.190	0.214	0.101	0.266	0.266	0.154	0.154	0.419	0.471	0.359	0.445	0.610
n41	Ant.0	Left Cheek	0.136	0.136	0.401	0.150	0.520	0.520	0.283	0.283	0.537	0.656	0.419	0.569	0.939
		Left Tilt	0.102	0.102	0.377	0.149	0.378	0.378	0.236	0.236	0.479	0.480	0.338	0.487	0.716
		Right Cheek	0.127	0.127	0.183	0.103	0.267	0.267	0.181	0.181	0.310	0.394	0.308	0.411	0.575
		Right Tilt	0.161	0.161	0.214	0.101	0.266	0.266	0.154	0.154	0.375	0.427	0.315	0.416	0.581

Note:

1: The highest Summed 1g SAR is 1.490 W/Kg < 1.6 W/kg, so Simultaneous Transmission SAR test is not required.

12.2.6 Body-Worn Simultaneous Transmission SAR Evaluation for WWAN and WLAN and BT

Band	Antenna	Position	Stand alone SAR								SUM SAR				
			1	2	3	4	5	6	7	8	1+3	1+5	1+7	2+4+8	2+6+8
			WWAN	WWAN	2.4GWIFI Max.	2.4GWIFI Ant.12	5GWIFI Max.	5GWIFI Max.	Bluetooth Max.	Bluetooth Ant.13					
			State3	State5	Level7	Level8	Level7	Level8							
GSM850	Ant.0	Front Side 15mm	0.148	0.148	0.126	0.067	0.176	0.176	0.009	0.009	0.274	0.324	0.157	0.224	0.333
		Back Side 15mm	0.202	0.202	0.272	0.109	0.353	0.353	0.014	0.014	0.474	0.555	0.216	0.325	0.569
GSM1900	Ant.4	Front Side 15mm	0.038	0.037	0.126	0.067	0.176	0.176	0.009	0.009	0.164	0.214	0.047	0.113	0.222
		Back Side 15mm	0.099	0.096	0.272	0.109	0.353	0.353	0.014	0.014	0.371	0.452	0.113	0.219	0.463
GSM1900	Ant.0	Front Side 15mm	0.065	0.048	0.126	0.067	0.176	0.176	0.009	0.009	0.191	0.241	0.074	0.124	0.233
		Back Side 15mm	0.095	0.066	0.272	0.109	0.353	0.353	0.014	0.014	0.367	0.448	0.109	0.189	0.433
WCDMA B2	Ant.4	Front Side 15mm	0.103	0.088	0.126	0.067	0.176	0.176	0.009	0.009	0.229	0.279	0.112	0.164	0.273
		Back Side 15mm	0.186	0.123	0.272	0.109	0.353	0.353	0.014	0.014	0.458	0.539	0.200	0.246	0.490
WCDMA B2	Ant.0	Front Side 15mm	0.054	0.045	0.126	0.067	0.176	0.176	0.009	0.009	0.180	0.230	0.063	0.121	0.230
		Back Side 15mm	0.090	0.076	0.272	0.109	0.353	0.353	0.014	0.014	0.362	0.443	0.104	0.199	0.443
WCDMA B4	Ant.4	Front Side 15mm	0.147	0.127	0.126	0.067	0.176	0.176	0.009	0.009	0.273	0.323	0.156	0.203	0.312
		Back Side 15mm	0.216	0.148	0.272	0.109	0.353	0.353	0.014	0.014	0.488	0.569	0.230	0.271	0.515
WCDMA B4	Ant.0	Front Side 15mm	0.112	0.086	0.126	0.067	0.176	0.176	0.009	0.009	0.238	0.288	0.121	0.162	0.271
		Back Side 15mm	0.156	0.129	0.272	0.109	0.353	0.353	0.014	0.014	0.428	0.509	0.170	0.252	0.496
WCDMA B5	Ant.1	Front Side 15mm	0.176	0.176	0.126	0.067	0.176	0.176	0.009	0.009	0.302	0.352	0.185	0.252	0.361
		Back Side 15mm	0.334	0.334	0.272	0.109	0.353	0.353	0.014	0.014	0.606	0.687	0.348	0.457	0.701
WCDMA B5	Ant.0	Front Side 15mm	0.168	0.110	0.126	0.067	0.176	0.176	0.009	0.009	0.294	0.344	0.177	0.186	0.295
		Back Side 15mm	0.184	0.126	0.272	0.109	0.353	0.353	0.014	0.014	0.456	0.537	0.198	0.249	0.493
LTE B2	Ant.4	Front Side 15mm	0.119	0.101	0.126	0.067	0.176	0.176	0.009	0.009	0.245	0.295	0.128	0.177	0.286
		Back Side 15mm	0.134	0.113	0.272	0.109	0.353	0.353	0.014	0.014	0.406	0.487	0.148	0.236	0.480
LTE B2	Ant.0	Front Side 15mm	0.067	0.040	0.126	0.067	0.176	0.176	0.009	0.009	0.193	0.243	0.076	0.116	0.225
		Back Side 15mm	0.117	0.070	0.272	0.109	0.353	0.353	0.014	0.014	0.389	0.470	0.131	0.193	0.437
LTE B4	Ant.4	Front Side 15mm	0.095	0.079	0.126	0.067	0.176	0.176	0.009	0.009	0.221	0.271	0.104	0.155	0.264
		Back Side 15mm	0.112	0.091	0.272	0.109	0.353	0.353	0.014	0.014	0.384	0.465	0.126	0.214	0.458
LTE B4	Ant.5	Front Side 15mm	0.114	0.097	0.126	0.067	0.176	0.176	0.009	0.009	0.240	0.290	0.123	0.173	0.282
		Back Side 15mm	0.162	0.137	0.272	0.109	0.353	0.353	0.014	0.014	0.434	0.515	0.176	0.260	0.504
LTE B4	Ant.0	Front Side 15mm	0.060	0.050	0.126	0.067	0.176	0.176	0.009	0.009	0.186	0.236	0.069	0.126	0.235
		Back Side 15mm	0.094	0.084	0.272	0.109	0.353	0.353	0.014	0.014	0.366	0.447	0.108	0.207	0.451
LTE B5	Ant.1	Front Side 15mm	0.086	0.073	0.126	0.067	0.176	0.176	0.009	0.009	0.212	0.262	0.095	0.149	0.258
		Back Side 15mm	0.140	0.120	0.272	0.109	0.353	0.353	0.014	0.014	0.412	0.493	0.154	0.243	0.487
LTE B5	Ant.0	Front Side 15mm	0.109	0.109	0.126	0.067	0.176	0.176	0.009	0.009	0.235	0.285	0.118	0.185	0.294
		Back Side 15mm	0.139	0.139	0.272	0.109	0.353	0.353	0.014	0.014	0.411	0.492	0.153	0.262	0.506
LTE B7	Ant.4	Front Side 15mm	0.164	0.142	0.126	0.067	0.176	0.176	0.009	0.009	0.290	0.340	0.173	0.218	0.327
		Back Side 15mm	0.195	0.153	0.272	0.109	0.353	0.353	0.014	0.014	0.467	0.548	0.209	0.276	0.520
LTE B7	Ant.5	Front Side 15mm	0.181	0.166	0.126	0.067	0.176	0.176	0.009	0.009	0.307	0.357	0.190	0.242	0.351

		Back Side 15mm	0.306	0.253	0.272	0.109	0.353	0.353	0.014	0.014	0.578	0.659	0.320	0.376	0.620
LTE B7	Ant.0	Front Side 15mm	0.065	0.053	0.126	0.067	0.176	0.176	0.009	0.009	0.191	0.241	0.074	0.129	0.238
		Back Side 15mm	0.082	0.072	0.272	0.109	0.353	0.353	0.014	0.014	0.354	0.435	0.096	0.195	0.439
LTE B12	Ant.1	Front Side 15mm	0.123	0.107	0.126	0.067	0.176	0.176	0.009	0.009	0.249	0.299	0.132	0.183	0.292
		Back Side 15mm	0.201	0.180	0.272	0.109	0.353	0.353	0.014	0.014	0.473	0.554	0.215	0.303	0.547
LTE B12	Ant.0	Front Side 15mm	0.177	0.177	0.126	0.067	0.176	0.176	0.009	0.009	0.303	0.353	0.186	0.253	0.362
		Back Side 15mm	0.210	0.210	0.272	0.109	0.353	0.353	0.014	0.014	0.482	0.563	0.224	0.333	0.577
LTE B13	Ant.1	Front Side 15mm	0.120	0.117	0.126	0.067	0.176	0.176	0.009	0.009	0.246	0.296	0.129	0.193	0.302
		Back Side 15mm	0.291	0.259	0.272	0.109	0.353	0.353	0.014	0.014	0.563	0.644	0.305	0.382	0.626
LTE B13	Ant.0	Front Side 15mm	0.108	0.108	0.126	0.067	0.176	0.176	0.009	0.009	0.234	0.284	0.117	0.184	0.293
		Back Side 15mm	0.137	0.137	0.272	0.109	0.353	0.353	0.014	0.014	0.409	0.490	0.151	0.260	0.504
LTE B17	Ant.1	Front Side 15mm	0.104	0.094	0.126	0.067	0.176	0.176	0.009	0.009	0.230	0.280	0.113	0.170	0.279
		Back Side 15mm	0.174	0.144	0.272	0.109	0.353	0.353	0.014	0.014	0.446	0.527	0.188	0.267	0.511
LTE B17	Ant.0	Front Side 15mm	0.121	0.121	0.126	0.067	0.176	0.176	0.009	0.009	0.247	0.297	0.130	0.197	0.306
		Back Side 15mm	0.163	0.163	0.272	0.109	0.353	0.353	0.014	0.014	0.435	0.516	0.177	0.286	0.530
LTE B26	Ant.1	Front Side 15mm	0.223	0.198	0.126	0.067	0.176	0.176	0.009	0.009	0.349	0.399	0.232	0.274	0.383
		Back Side 15mm	0.361	0.319	0.272	0.109	0.353	0.353	0.014	0.014	0.633	0.714	0.375	0.442	0.686
LTE B26	Ant.0	Front Side 15mm	0.182	0.166	0.126	0.067	0.176	0.176	0.009	0.009	0.308	0.358	0.191	0.242	0.351
		Back Side 15mm	0.254	0.244	0.272	0.109	0.353	0.353	0.014	0.014	0.526	0.607	0.268	0.367	0.611
LTE B66	Ant.4	Front Side 15mm	0.126	0.107	0.126	0.067	0.176	0.176	0.009	0.009	0.252	0.302	0.135	0.183	0.292
		Back Side 15mm	0.148	0.118	0.272	0.109	0.353	0.353	0.014	0.014	0.420	0.501	0.162	0.241	0.485
LTE B66	Ant.5	Front Side 15mm	0.141	0.116	0.126	0.067	0.176	0.176	0.009	0.009	0.267	0.317	0.150	0.192	0.301
		Back Side 15mm	0.208	0.153	0.272	0.109	0.353	0.353	0.014	0.014	0.480	0.561	0.222	0.276	0.520
LTE B66	Ant.0	Front Side 15mm	0.085	0.069	0.126	0.067	0.176	0.176	0.009	0.009	0.211	0.261	0.094	0.145	0.254
		Back Side 15mm	0.123	0.092	0.272	0.109	0.353	0.353	0.014	0.014	0.395	0.476	0.137	0.215	0.459
LTE B38	Ant.4	Front Side 15mm	0.210	0.177	0.126	0.067	0.176	0.176	0.009	0.009	0.336	0.386	0.219	0.253	0.362
		Back Side 15mm	0.313	0.247	0.272	0.109	0.353	0.353	0.014	0.014	0.585	0.666	0.327	0.370	0.614
LTE B38	Ant.5	Front Side 15mm	0.144	0.122	0.126	0.067	0.176	0.176	0.009	0.009	0.270	0.320	0.153	0.198	0.307
		Back Side 15mm	0.253	0.201	0.272	0.109	0.353	0.353	0.014	0.014	0.525	0.606	0.267	0.324	0.568
LTE B38	Ant.1	Front Side 15mm	0.140	0.140	0.126	0.067	0.176	0.176	0.009	0.009	0.266	0.316	0.149	0.216	0.325
		Back Side 15mm	0.243	0.243	0.272	0.109	0.353	0.353	0.014	0.014	0.515	0.596	0.257	0.366	0.610
LTE B38	Ant.0	Front Side 15mm	0.234	0.205	0.126	0.067	0.176	0.176	0.009	0.009	0.360	0.410	0.243	0.281	0.390
		Back Side 15mm	0.377	0.325	0.272	0.109	0.353	0.353	0.014	0.014	0.649	0.730	0.391	0.448	0.692
LTE B41	Ant.4	Front Side 15mm	0.203	0.157	0.126	0.067	0.176	0.176	0.009	0.009	0.329	0.379	0.212	0.233	0.342
		Back Side 15mm	0.294	0.214	0.272	0.109	0.353	0.353	0.014	0.014	0.566	0.647	0.308	0.337	0.581
LTE B41	Ant.5	Front Side 15mm	0.152	0.138	0.126	0.067	0.176	0.176	0.009	0.009	0.278	0.328	0.161	0.214	0.323
		Back Side 15mm	0.240	0.213	0.272	0.109	0.353	0.353	0.014	0.014	0.512	0.593	0.254	0.336	0.580
LTE B41	Ant.1	Front Side 15mm	0.208	0.208	0.126	0.067	0.176	0.176	0.009	0.009	0.334	0.384	0.217	0.284	0.393
		Back Side 15mm	0.268	0.268	0.272	0.109	0.353	0.353	0.014	0.014	0.540	0.621	0.282	0.391	0.635
LTE B41	Ant.0	Front Side 15mm	0.062	0.058	0.126	0.067	0.176	0.176	0.009	0.009	0.188	0.238	0.071	0.134	0.243
		Back Side 15mm	0.094	0.091	0.272	0.109	0.353	0.353	0.014	0.014	0.366	0.447	0.108	0.214	0.458
n5	Ant.1	Front Side 15mm	0.135	0.113	0.126	0.067	0.176	0.176	0.009	0.009	0.261	0.311	0.144	0.189	0.298
		Back Side 15mm	0.239	0.199	0.272	0.109	0.353	0.353	0.014	0.014	0.511	0.592	0.253	0.322	0.566

n5	Ant.0	Front Side 15mm	0.096	0.096	0.126	0.067	0.176	0.176	0.009	0.009	0.222	0.272	0.105	0.172	0.281
		Back Side 15mm	0.150	0.150	0.272	0.109	0.353	0.353	0.014	0.014	0.422	0.503	0.164	0.273	0.517
n7	Ant.4	Front Side 15mm	0.115	0.093	0.126	0.067	0.176	0.176	0.009	0.009	0.241	0.291	0.124	0.169	0.278
		Back Side 15mm	0.126	0.099	0.272	0.109	0.353	0.353	0.014	0.014	0.398	0.479	0.140	0.222	0.466
n7	Ant.5	Front Side 15mm	0.001	0.001	0.126	0.067	0.176	0.176	0.009	0.009	0.127	0.177	0.010	0.077	0.186
		Back Side 15mm	0.060	0.024	0.272	0.109	0.353	0.353	0.014	0.014	0.332	0.413	0.074	0.147	0.391
n7	Ant.0	Front Side 15mm	0.043	0.042	0.126	0.067	0.176	0.176	0.009	0.009	0.169	0.219	0.052	0.118	0.227
		Back Side 15mm	0.063	0.061	0.272	0.109	0.353	0.353	0.014	0.014	0.335	0.416	0.077	0.184	0.428
n66	Ant.4	Front Side 15mm	0.132	0.107	0.126	0.067	0.176	0.176	0.009	0.009	0.258	0.308	0.141	0.183	0.292
		Back Side 15mm	0.151	0.117	0.272	0.109	0.353	0.353	0.014	0.014	0.423	0.504	0.165	0.240	0.484
n66	Ant.5	Front Side 15mm	0.154	0.126	0.126	0.067	0.176	0.176	0.009	0.009	0.280	0.330	0.163	0.202	0.311
		Back Side 15mm	0.207	0.164	0.272	0.109	0.353	0.353	0.014	0.014	0.479	0.560	0.221	0.287	0.531
n66	Ant.0	Front Side 15mm	0.002	0.001	0.126	0.067	0.176	0.176	0.009	0.009	0.128	0.178	0.011	0.077	0.186
		Back Side 15mm	0.023	0.011	0.272	0.109	0.353	0.353	0.014	0.014	0.295	0.376	0.037	0.134	0.378
n38	Ant.4	Front Side 15mm	0.105	0.087	0.126	0.067	0.176	0.176	0.009	0.009	0.231	0.281	0.114	0.163	0.272
		Back Side 15mm	0.169	0.107	0.272	0.109	0.353	0.353	0.014	0.014	0.441	0.522	0.183	0.230	0.474
n38	Ant.5	Front Side 15mm	0.146	0.121	0.126	0.067	0.176	0.176	0.009	0.009	0.272	0.322	0.155	0.197	0.306
		Back Side 15mm	0.254	0.201	0.272	0.109	0.353	0.353	0.014	0.014	0.526	0.607	0.268	0.324	0.568
n38	Ant.1	Front Side 15mm	0.110	0.091	0.126	0.067	0.176	0.176	0.009	0.009	0.236	0.286	0.119	0.167	0.276
		Back Side 15mm	0.186	0.151	0.272	0.109	0.353	0.353	0.014	0.014	0.458	0.539	0.200	0.274	0.518
n38	Ant.0	Front Side 15mm	0.044	0.045	0.126	0.067	0.176	0.176	0.009	0.009	0.170	0.220	0.053	0.121	0.230
		Back Side 15mm	0.067	0.055	0.272	0.109	0.353	0.353	0.014	0.014	0.339	0.420	0.081	0.178	0.422
n41	Ant.4	Front Side 15mm	0.106	0.088	0.126	0.067	0.176	0.176	0.009	0.009	0.232	0.282	0.115	0.164	0.273
		Back Side 15mm	0.147	0.117	0.272	0.109	0.353	0.353	0.014	0.014	0.419	0.500	0.161	0.240	0.484
n41	Ant.5	Front Side 15mm	0.100	0.086	0.126	0.067	0.176	0.176	0.009	0.009	0.226	0.276	0.109	0.162	0.271
		Back Side 15mm	0.295	0.158	0.272	0.109	0.353	0.353	0.014	0.014	0.567	0.648	0.309	0.281	0.525
n41	Ant.1	Front Side 15mm	0.135	0.119	0.126	0.067	0.176	0.176	0.009	0.009	0.261	0.311	0.144	0.195	0.304
		Back Side 15mm	0.186	0.155	0.272	0.109	0.353	0.353	0.014	0.014	0.458	0.539	0.200	0.278	0.522
n41	Ant.0	Front Side 15mm	0.060	0.052	0.126	0.067	0.176	0.176	0.009	0.009	0.186	0.236	0.069	0.128	0.237
		Back Side 15mm	0.089	0.073	0.272	0.109	0.353	0.353	0.014	0.014	0.361	0.442	0.103	0.196	0.440

Note:
 1: The highest Summed 1g SAR is 0.730 W/Kg < 1.6 W/kg, so Simultaneous Transmission SAR test is not required.

12.2.7 Hotspot Simultaneous Transmission SAR Evaluation for WWAN and WLAN and BT

Band	Antenna	Position	Stand alone SAR								SUM SAR				
			1	2	3	4	5	6	7	8	1+3	1+5	1+7	2+4+8	2+6+8
			WWAN	WWAN	2.4GWIFI	2.4GWIFI	5GWIFI	5GWIFI	Bluetooth	Bluetooth					
			State3	State5	Max.	Ant.12	Max.	Max.							
GSM850	Ant.0	Front Side 10mm	0.198	0.198	0.287	0.090	0.193	0.193	0.038	0.016	0.485	0.391	0.236	0.304	0.407
		Back Side 10mm	0.288	0.288	0.633	0.114	0.327	0.327	0.095	0.095	0.921	0.615	0.383	0.497	0.710
		Left Edge 10mm	0.028	0.028	0.398	0.006	0.420	0.420	0.006	0.006	0.426	0.448	0.034	0.040	0.454
		Right Edge 10mm	0.130	0.130	0.000	0.000	0.000	0.000	0.000	0.000	0.130	0.130	0.130	0.130	0.130
		Top Edge 10mm	0.000	0.000	0.456	0.130	0.664	0.664	0.077	0.003	0.456	0.664	0.077	0.133	0.667
		Bottom Edge 10mm	0.145	0.145	0.000	0.000	0.000	0.000	0.000	0.000	0.145	0.145	0.145	0.145	0.145
GSM1900	Ant.4	Front Side 10mm	0.142	0.138	0.287	0.090	0.193	0.193	0.038	0.016	0.429	0.335	0.180	0.244	0.347
		Back Side 10mm	0.179	0.175	0.633	0.114	0.327	0.327	0.095	0.095	0.812	0.506	0.274	0.384	0.597
		Left Edge 10mm	0.000	0.000	0.398	0.006	0.420	0.420	0.006	0.006	0.398	0.420	0.006	0.012	0.426
		Right Edge 10mm	0.116	0.112	0.000	0.000	0.000	0.000	0.000	0.000	0.116	0.116	0.116	0.112	0.112
		Top Edge 10mm	0.112	0.106	0.456	0.130	0.664	0.664	0.077	0.003	0.568	0.776	0.189	0.239	0.773
		Bottom Edge 10mm	0.000	0.000	0.000	0.000	0.000	0.000	0.000	0.000	0.000	0.000	0.000	0.000	0.000
GSM1900	Ant.0	Front Side 10mm	0.111	0.090	0.287	0.090	0.193	0.193	0.038	0.016	0.398	0.304	0.149	0.196	0.299
		Back Side 10mm	0.180	0.141	0.633	0.114	0.327	0.327	0.095	0.095	0.813	0.507	0.275	0.350	0.563
		Left Edge 10mm	0.024	0.014	0.398	0.006	0.420	0.420	0.006	0.006	0.422	0.444	0.030	0.026	0.440
		Right Edge 10mm	0.041	0.022	0.000	0.000	0.000	0.000	0.000	0.000	0.041	0.041	0.041	0.022	0.022
		Top Edge 10mm	0.000	0.000	0.456	0.130	0.664	0.664	0.077	0.003	0.456	0.664	0.077	0.133	0.667
		Bottom Edge 10mm	0.264	0.216	0.000	0.000	0.000	0.000	0.000	0.000	0.264	0.264	0.264	0.216	0.216
WCDMA B2	Ant.4	Front Side 10mm	0.253	0.215	0.287	0.090	0.193	0.193	0.038	0.016	0.540	0.446	0.291	0.321	0.424
		Back Side 10mm	0.323	0.274	0.633	0.114	0.327	0.327	0.095	0.095	0.956	0.650	0.418	0.483	0.696
		Left Edge 10mm	0.000	0.000	0.398	0.006	0.420	0.420	0.006	0.006	0.398	0.420	0.006	0.012	0.426
		Right Edge 10mm	0.211	0.175	0.000	0.000	0.000	0.000	0.000	0.000	0.211	0.211	0.211	0.175	0.175
		Top Edge 10mm	0.197	0.163	0.456	0.130	0.664	0.664	0.077	0.003	0.653	0.861	0.274	0.296	0.830
		Bottom Edge 10mm	0.000	0.000	0.000	0.000	0.000	0.000	0.000	0.000	0.000	0.000	0.000	0.000	0.000
WCDMA B2	Ant.0	Front Side 10mm	0.106	0.089	0.287	0.090	0.193	0.193	0.038	0.016	0.393	0.299	0.144	0.195	0.298
		Back Side 10mm	0.192	0.163	0.633	0.114	0.327	0.327	0.095	0.095	0.825	0.519	0.287	0.372	0.585
		Left Edge 10mm	0.001	0.001	0.398	0.006	0.420	0.420	0.006	0.006	0.399	0.421	0.007	0.013	0.427
		Right Edge 10mm	0.037	0.032	0.000	0.000	0.000	0.000	0.000	0.000	0.037	0.037	0.037	0.032	0.032
		Top Edge 10mm	0.000	0.000	0.456	0.130	0.664	0.664	0.077	0.003	0.456	0.664	0.077	0.133	0.667
		Bottom Edge 10mm	0.278	0.227	0.000	0.000	0.000	0.000	0.000	0.000	0.278	0.278	0.278	0.227	0.227
WCDMA B4	Ant.4	Front Side 10mm	0.263	0.199	0.287	0.090	0.193	0.193	0.038	0.016	0.550	0.456	0.301	0.305	0.408
		Back Side 10mm	0.414	0.346	0.633	0.114	0.327	0.327	0.095	0.095	1.047	0.741	0.509	0.555	0.768
		Left Edge 10mm	0.000	0.000	0.398	0.006	0.420	0.420	0.006	0.006	0.398	0.420	0.006	0.012	0.426
		Right Edge 10mm	0.275	0.239	0.000	0.000	0.000	0.000	0.000	0.000	0.275	0.275	0.275	0.239	0.239
		Top Edge 10mm	0.321	0.249	0.456	0.130	0.664	0.664	0.077	0.003	0.777	0.985	0.398	0.382	0.916
		Bottom Edge 10mm	0.000	0.000	0.000	0.000	0.000	0.000	0.000	0.000	0.000	0.000	0.000	0.000	0.000

WCDMA B4	Ant.0	Front Side 10mm	0.263	0.199	0.287	0.090	0.193	0.193	0.038	0.016	0.550	0.456	0.301	0.305	0.408
		Back Side 10mm	0.414	0.346	0.633	0.114	0.327	0.327	0.095	0.095	1.047	0.741	0.509	0.555	0.768
		Left Edge 10mm	0.000	0.000	0.398	0.006	0.420	0.420	0.006	0.006	0.398	0.420	0.006	0.012	0.426
		Right Edge 10mm	0.275	0.239	0.000	0.000	0.000	0.000	0.000	0.000	0.275	0.275	0.275	0.239	0.239
		Top Edge 10mm	0.321	0.249	0.456	0.130	0.664	0.664	0.077	0.003	0.777	0.985	0.398	0.382	0.916
		Bottom Edge 10mm	0.000	0.000	0.000	0.000	0.000	0.000	0.000	0.000	0.000	0.000	0.000	0.000	0.000
WCDMA B5	Ant.1	Front Side 10mm	0.366	0.366	0.287	0.090	0.193	0.193	0.038	0.016	0.653	0.559	0.404	0.472	0.575
		Back Side 10mm	0.656	0.656	0.633	0.114	0.327	0.327	0.095	0.095	1.289	0.983	0.751	0.865	1.078
		Left Edge 10mm	0.000	0.000	0.398	0.006	0.420	0.420	0.006	0.006	0.398	0.420	0.006	0.012	0.426
		Right Edge 10mm	0.769	0.769	0.000	0.000	0.000	0.000	0.000	0.000	0.769	0.769	0.769	0.769	0.769
		Top Edge 10mm	0.000	0.000	0.456	0.130	0.664	0.664	0.077	0.003	0.456	0.664	0.077	0.133	0.667
		Bottom Edge 10mm	0.000	0.000	0.000	0.000	0.000	0.000	0.000	0.000	0.000	0.000	0.000	0.000	0.000
WCDMA B5	Ant.0	Front Side 10mm	0.293	0.249	0.287	0.090	0.193	0.193	0.038	0.016	0.580	0.486	0.331	0.355	0.458
		Back Side 10mm	0.493	0.374	0.633	0.114	0.327	0.327	0.095	0.095	1.126	0.820	0.588	0.583	0.796
		Left Edge 10mm	0.014	0.019	0.398	0.006	0.420	0.420	0.006	0.006	0.412	0.434	0.020	0.031	0.445
		Right Edge 10mm	0.193	0.155	0.000	0.000	0.000	0.000	0.000	0.000	0.193	0.193	0.193	0.155	0.155
		Top Edge 10mm	0.000	0.000	0.456	0.130	0.664	0.664	0.077	0.003	0.456	0.664	0.077	0.133	0.667
		Bottom Edge 10mm	0.194	0.173	0.000	0.000	0.000	0.000	0.000	0.000	0.194	0.194	0.194	0.173	0.173
LTE B2	Ant.4	Front Side 10mm	0.202	0.171	0.287	0.090	0.193	0.193	0.038	0.016	0.489	0.395	0.240	0.277	0.380
		Back Side 10mm	0.253	0.201	0.633	0.114	0.327	0.327	0.095	0.095	0.886	0.580	0.348	0.410	0.623
		Left Edge 10mm	0.000	0.000	0.398	0.006	0.420	0.420	0.006	0.006	0.398	0.420	0.006	0.012	0.426
		Right Edge 10mm	0.150	0.127	0.000	0.000	0.000	0.000	0.000	0.000	0.150	0.150	0.150	0.127	0.127
		Top Edge 10mm	0.199	0.167	0.456	0.130	0.664	0.664	0.077	0.003	0.655	0.863	0.276	0.300	0.834
		Bottom Edge 10mm	0.000	0.000	0.000	0.000	0.000	0.000	0.000	0.000	0.000	0.000	0.000	0.000	0.000
LTE B2	Ant.0	Front Side 10mm	0.111	0.095	0.287	0.090	0.193	0.193	0.038	0.016	0.398	0.304	0.149	0.201	0.304
		Back Side 10mm	0.198	0.169	0.633	0.114	0.327	0.327	0.095	0.095	0.831	0.525	0.293	0.378	0.591
		Left Edge 10mm	0.001	0.000	0.398	0.006	0.420	0.420	0.006	0.006	0.399	0.421	0.007	0.012	0.426
		Right Edge 10mm	0.046	0.035	0.000	0.000	0.000	0.000	0.000	0.000	0.046	0.046	0.046	0.035	0.035
		Top Edge 10mm	0.000	0.000	0.456	0.130	0.664	0.664	0.077	0.003	0.456	0.664	0.077	0.133	0.667
		Bottom Edge 10mm	0.262	0.249	0.000	0.000	0.000	0.000	0.000	0.000	0.262	0.262	0.262	0.249	0.249
LTE B4	Ant.4	Front Side 10mm	0.127	0.103	0.287	0.090	0.193	0.193	0.038	0.016	0.414	0.320	0.165	0.209	0.312
		Back Side 10mm	0.175	0.153	0.633	0.114	0.327	0.327	0.095	0.095	0.808	0.502	0.270	0.362	0.575
		Left Edge 10mm	0.000	0.000	0.398	0.006	0.420	0.420	0.006	0.006	0.398	0.420	0.006	0.012	0.426
		Right Edge 10mm	0.105	0.084	0.000	0.000	0.000	0.000	0.000	0.000	0.105	0.105	0.105	0.084	0.084
		Top Edge 10mm	0.186	0.148	0.456	0.130	0.664	0.664	0.077	0.003	0.642	0.850	0.263	0.281	0.815
		Bottom Edge 10mm	0.000	0.000	0.000	0.000	0.000	0.000	0.000	0.000	0.000	0.000	0.000	0.000	0.000
LTE B4	Ant.5	Front Side 10mm	0.230	0.277	0.287	0.090	0.193	0.193	0.038	0.016	0.517	0.423	0.268	0.383	0.486
		Back Side 10mm	0.325	0.505	0.633	0.114	0.327	0.327	0.095	0.095	0.958	0.652	0.420	0.714	0.927
		Left Edge 10mm	0.593	0.154	0.398	0.006	0.420	0.420	0.006	0.006	0.991	1.013	0.599	0.166	0.580
		Right Edge 10mm	0.000	0.000	0.000	0.000	0.000	0.000	0.000	0.000	0.000	0.000	0.000	0.000	0.000
		Top Edge 10mm	0.000	0.000	0.456	0.130	0.664	0.664	0.077	0.003	0.456	0.664	0.077	0.133	0.667
		Bottom Edge 10mm	0.000	0.000	0.000	0.000	0.000	0.000	0.000	0.000	0.000	0.000	0.000	0.000	0.000
LTE B4	Ant.0	Front Side 10mm	0.120	0.103	0.287	0.090	0.193	0.193	0.038	0.016	0.407	0.313	0.158	0.209	0.312

		Back Side 10mm	0.206	0.173	0.633	0.114	0.327	0.327	0.095	0.095	0.839	0.533	0.301	0.382	0.595
		Left Edge 10mm	0.013	0.028	0.398	0.006	0.420	0.420	0.006	0.006	0.411	0.433	0.019	0.040	0.454
		Right Edge 10mm	0.061	0.050	0.000	0.000	0.000	0.000	0.000	0.000	0.061	0.061	0.061	0.050	0.050
		Top Edge 10mm	0.000	0.000	0.456	0.130	0.664	0.664	0.077	0.003	0.456	0.664	0.077	0.133	0.667
		Bottom Edge 10mm	0.293	0.241	0.000	0.000	0.000	0.000	0.000	0.000	0.293	0.293	0.293	0.241	0.241
LTE B5	Ant.1	Front Side 10mm	0.165	0.144	0.287	0.090	0.193	0.193	0.038	0.016	0.452	0.358	0.203	0.250	0.353
		Back Side 10mm	0.286	0.238	0.633	0.114	0.327	0.327	0.095	0.095	0.919	0.613	0.381	0.447	0.660
		Left Edge 10mm	0.000	0.000	0.398	0.006	0.420	0.420	0.006	0.006	0.398	0.420	0.006	0.012	0.426
		Right Edge 10mm	0.279	0.227	0.000	0.000	0.000	0.000	0.000	0.000	0.279	0.279	0.279	0.227	0.227
		Top Edge 10mm	0.000	0.000	0.456	0.130	0.664	0.664	0.077	0.003	0.456	0.664	0.077	0.133	0.667
		Bottom Edge 10mm	0.000	0.000	0.000	0.000	0.000	0.000	0.000	0.000	0.000	0.000	0.000	0.000	0.000
LTE B5	Ant.0	Front Side 10mm	0.187	0.187	0.287	0.090	0.193	0.193	0.038	0.016	0.474	0.380	0.225	0.293	0.396
		Back Side 10mm	0.277	0.277	0.633	0.114	0.327	0.327	0.095	0.095	0.910	0.604	0.372	0.486	0.699
		Left Edge 10mm	0.029	0.014	0.398	0.006	0.420	0.420	0.006	0.006	0.427	0.449	0.035	0.026	0.440
		Right Edge 10mm	0.106	0.106	0.000	0.000	0.000	0.000	0.000	0.000	0.106	0.106	0.106	0.106	0.106
		Top Edge 10mm	0.000	0.000	0.456	0.130	0.664	0.664	0.077	0.003	0.456	0.664	0.077	0.133	0.667
		Bottom Edge 10mm	0.122	0.122	0.000	0.000	0.000	0.000	0.000	0.000	0.122	0.122	0.122	0.122	0.122
LTE B7	Ant.4	Front Side 10mm	0.189	0.430	0.287	0.090	0.193	0.193	0.038	0.016	0.476	0.382	0.227	0.536	0.639
		Back Side 10mm	0.232	0.195	0.633	0.114	0.327	0.327	0.095	0.095	0.865	0.559	0.327	0.404	0.617
		Left Edge 10mm	0.000	0.000	0.398	0.006	0.420	0.420	0.006	0.006	0.398	0.420	0.006	0.012	0.426
		Right Edge 10mm	0.118	0.094	0.000	0.000	0.000	0.000	0.000	0.000	0.118	0.118	0.118	0.094	0.094
		Top Edge 10mm	0.300	0.244	0.456	0.130	0.664	0.664	0.077	0.003	0.756	0.964	0.377	0.377	0.911
		Bottom Edge 10mm	0.000	0.000	0.000	0.000	0.000	0.000	0.000	0.000	0.000	0.000	0.000	0.000	0.000
LTE B7	Ant.5	Front Side 10mm	0.288	0.264	0.287	0.090	0.193	0.193	0.038	0.016	0.575	0.481	0.326	0.370	0.473
		Back Side 10mm	0.421	0.384	0.633	0.114	0.327	0.327	0.095	0.095	1.054	0.748	0.516	0.593	0.806
		Left Edge 10mm	0.889	0.713	0.398	0.006	0.420	0.420	0.006	0.006	1.287	1.309	0.895	0.725	1.139
		Right Edge 10mm	0.000	0.000	0.000	0.000	0.000	0.000	0.000	0.000	0.000	0.000	0.000	0.000	0.000
		Top Edge 10mm	0.000	0.000	0.456	0.130	0.664	0.664	0.077	0.003	0.456	0.664	0.077	0.133	0.667
		Bottom Edge 10mm	0.000	0.000	0.000	0.000	0.000	0.000	0.000	0.000	0.000	0.000	0.000	0.000	0.000
LTE B7	Ant.0	Front Side 10mm	0.200	0.167	0.287	0.090	0.193	0.193	0.038	0.016	0.487	0.393	0.238	0.273	0.376
		Back Side 10mm	0.330	0.275	0.633	0.114	0.327	0.327	0.095	0.095	0.963	0.657	0.425	0.484	0.697
		Left Edge 10mm	0.030	0.026	0.398	0.006	0.420	0.420	0.006	0.006	0.428	0.450	0.036	0.038	0.452
		Right Edge 10mm	0.128	0.107	0.000	0.000	0.000	0.000	0.000	0.000	0.128	0.128	0.128	0.107	0.107
		Top Edge 10mm	0.000	0.000	0.456	0.130	0.664	0.664	0.077	0.003	0.456	0.664	0.077	0.133	0.667
		Bottom Edge 10mm	0.865	0.666	0.000	0.000	0.000	0.000	0.000	0.000	0.865	0.865	0.865	0.666	0.666
LTE B12	Ant.1	Front Side 10mm	0.215	0.192	0.287	0.090	0.193	0.193	0.038	0.016	0.502	0.408	0.253	0.298	0.401
		Back Side 10mm	0.369	0.339	0.633	0.114	0.327	0.327	0.095	0.095	1.002	0.696	0.464	0.548	0.761
		Left Edge 10mm	0.000	0.000	0.398	0.006	0.420	0.420	0.006	0.006	0.398	0.420	0.006	0.012	0.426
		Right Edge 10mm	0.352	0.322	0.000	0.000	0.000	0.000	0.000	0.000	0.352	0.352	0.352	0.322	0.322
		Top Edge 10mm	0.000	0.000	0.456	0.130	0.664	0.664	0.077	0.003	0.456	0.664	0.077	0.133	0.667
		Bottom Edge 10mm	0.000	0.000	0.000	0.000	0.000	0.000	0.000	0.000	0.000	0.000	0.000	0.000	0.000
LTE B12	Ant.0	Front Side 10mm	0.224	0.224	0.287	0.090	0.193	0.193	0.038	0.016	0.511	0.417	0.262	0.330	0.433
		Back Side 10mm	0.332	0.332	0.633	0.114	0.327	0.327	0.095	0.095	0.965	0.659	0.427	0.541	0.754

		Left Edge 10mm	0.146	0.146	0.398	0.006	0.420	0.420	0.006	0.006	0.544	0.566	0.152	0.158	0.572
		Right Edge 10mm	0.129	0.129	0.000	0.000	0.000	0.000	0.000	0.000	0.129	0.129	0.129	0.129	0.129
		Top Edge 10mm	0.000	0.000	0.456	0.130	0.664	0.664	0.077	0.003	0.456	0.664	0.077	0.133	0.667
		Bottom Edge 10mm	0.151	0.151	0.000	0.000	0.000	0.000	0.000	0.000	0.151	0.151	0.151	0.151	0.151
LTE B13	Ant.1	Front Side 10mm	0.273	0.261	0.287	0.090	0.193	0.193	0.038	0.016	0.560	0.466	0.311	0.367	0.470
		Back Side 10mm	0.531	0.510	0.633	0.114	0.327	0.327	0.095	0.095	1.164	0.858	0.626	0.719	0.932
		Left Edge 10mm	0.000	0.000	0.398	0.006	0.420	0.420	0.006	0.006	0.398	0.420	0.006	0.012	0.426
		Right Edge 10mm	0.439	0.461	0.000	0.000	0.000	0.000	0.000	0.000	0.439	0.439	0.439	0.461	0.461
		Top Edge 10mm	0.000	0.000	0.456	0.130	0.664	0.664	0.077	0.003	0.456	0.664	0.077	0.133	0.667
		Bottom Edge 10mm	0.000	0.000	0.000	0.000	0.000	0.000	0.000	0.000	0.000	0.000	0.000	0.000	0.000
LTE B13	Ant.0	Front Side 10mm	0.190	0.190	0.287	0.090	0.193	0.193	0.038	0.016	0.477	0.383	0.228	0.296	0.399
		Back Side 10mm	0.264	0.264	0.633	0.114	0.327	0.327	0.095	0.095	0.897	0.591	0.359	0.473	0.686
		Left Edge 10mm	0.031	0.031	0.398	0.006	0.420	0.420	0.006	0.006	0.429	0.451	0.037	0.043	0.457
		Right Edge 10mm	0.070	0.070	0.000	0.000	0.000	0.000	0.000	0.000	0.070	0.070	0.070	0.070	0.070
		Top Edge 10mm	0.000	0.000	0.456	0.130	0.664	0.664	0.077	0.003	0.456	0.664	0.077	0.133	0.667
		Bottom Edge 10mm	0.093	0.093	0.000	0.000	0.000	0.000	0.000	0.000	0.093	0.093	0.093	0.093	0.093
LTE B17	Ant.1	Front Side 10mm	0.191	0.186	0.287	0.090	0.193	0.193	0.038	0.016	0.478	0.384	0.229	0.292	0.395
		Back Side 10mm	0.352	0.343	0.633	0.114	0.327	0.327	0.095	0.095	0.985	0.679	0.447	0.552	0.765
		Left Edge 10mm	0.000	0.000	0.398	0.006	0.420	0.420	0.006	0.006	0.398	0.420	0.006	0.012	0.426
		Right Edge 10mm	0.293	0.282	0.000	0.000	0.000	0.000	0.000	0.000	0.293	0.293	0.293	0.282	0.282
		Top Edge 10mm	0.000	0.000	0.456	0.130	0.664	0.664	0.077	0.003	0.456	0.664	0.077	0.133	0.667
		Bottom Edge 10mm	0.000	0.000	0.000	0.000	0.000	0.000	0.000	0.000	0.000	0.000	0.000	0.000	0.000
LTE B17	Ant.0	Front Side 10mm	0.197	0.197	0.287	0.090	0.193	0.193	0.038	0.016	0.484	0.390	0.235	0.303	0.406
		Back Side 10mm	0.323	0.323	0.633	0.114	0.327	0.327	0.095	0.095	0.956	0.650	0.418	0.532	0.745
		Left Edge 10mm	0.076	0.076	0.398	0.006	0.420	0.420	0.006	0.006	0.474	0.496	0.082	0.088	0.502
		Right Edge 10mm	0.124	0.124	0.000	0.000	0.000	0.000	0.000	0.000	0.124	0.124	0.124	0.124	0.124
		Top Edge 10mm	0.000	0.000	0.456	0.130	0.664	0.664	0.077	0.003	0.456	0.664	0.077	0.133	0.667
		Bottom Edge 10mm	0.152	0.152	0.000	0.000	0.000	0.000	0.000	0.000	0.152	0.152	0.152	0.152	0.152
LTE B26	Ant.1	Front Side 10mm	0.275	0.244	0.287	0.090	0.193	0.193	0.038	0.016	0.562	0.468	0.313	0.350	0.453
		Back Side 10mm	0.536	0.472	0.633	0.114	0.327	0.327	0.095	0.095	1.169	0.863	0.631	0.681	0.894
		Left Edge 10mm	0.000	0.000	0.398	0.006	0.420	0.420	0.006	0.006	0.398	0.420	0.006	0.012	0.426
		Right Edge 10mm	0.417	0.372	0.000	0.000	0.000	0.000	0.000	0.000	0.417	0.417	0.417	0.372	0.372
		Top Edge 10mm	0.000	0.000	0.456	0.130	0.664	0.664	0.077	0.003	0.456	0.664	0.077	0.133	0.667
		Bottom Edge 10mm	0.000	0.000	0.000	0.000	0.000	0.000	0.000	0.000	0.000	0.000	0.000	0.000	0.000
LTE B26	Ant.0	Front Side 10mm	0.203	0.203	0.287	0.090	0.193	0.193	0.038	0.016	0.490	0.396	0.241	0.309	0.412
		Back Side 10mm	0.335	0.335	0.633	0.114	0.327	0.327	0.095	0.095	0.968	0.662	0.430	0.544	0.757
		Left Edge 10mm	0.067	0.067	0.398	0.006	0.420	0.420	0.006	0.006	0.465	0.487	0.073	0.079	0.493
		Right Edge 10mm	0.122	0.122	0.000	0.000	0.000	0.000	0.000	0.000	0.122	0.122	0.122	0.122	0.122
		Top Edge 10mm	0.000	0.000	0.456	0.130	0.664	0.664	0.077	0.003	0.456	0.664	0.077	0.133	0.667
		Bottom Edge 10mm	0.157	0.157	0.000	0.000	0.000	0.000	0.000	0.000	0.157	0.157	0.157	0.157	0.157
LTE B66	Ant.4	Front Side 10mm	0.146	0.121	0.287	0.090	0.193	0.193	0.038	0.016	0.433	0.339	0.184	0.227	0.330
		Back Side 10mm	0.189	0.162	0.633	0.114	0.327	0.327	0.095	0.095	0.822	0.516	0.284	0.371	0.584
		Left Edge 10mm	0.000	0.000	0.398	0.006	0.420	0.420	0.006	0.006	0.398	0.420	0.006	0.012	0.426

		Right Edge 10mm	0.141	0.118	0.000	0.000	0.000	0.000	0.000	0.141	0.141	0.141	0.118	0.118	
		Top Edge 10mm	0.198	0.177	0.456	0.130	0.664	0.664	0.077	0.003	0.654	0.862	0.275	0.310	0.844
		Bottom Edge 10mm	0.000	0.000	0.000	0.000	0.000	0.000	0.000	0.000	0.000	0.000	0.000	0.000	0.000
LTE B66	Ant.5	Front Side 10mm	0.484	0.308	0.287	0.090	0.193	0.193	0.038	0.016	0.771	0.677	0.522	0.414	0.517
		Back Side 10mm	0.362	0.408	0.633	0.114	0.327	0.327	0.095	0.095	0.995	0.689	0.457	0.617	0.830
		Left Edge 10mm	0.664	0.548	0.398	0.006	0.420	0.420	0.006	0.006	1.062	1.084	0.670	0.560	0.974
		Right Edge 10mm	0.000	0.000	0.000	0.000	0.000	0.000	0.000	0.000	0.000	0.000	0.000	0.000	0.000
		Top Edge 10mm	0.000	0.000	0.456	0.130	0.664	0.664	0.077	0.003	0.456	0.664	0.077	0.133	0.667
		Bottom Edge 10mm	0.000	0.000	0.000	0.000	0.000	0.000	0.000	0.000	0.000	0.000	0.000	0.000	0.000
LTE B66	Ant.0	Front Side 10mm	0.208	0.162	0.287	0.090	0.193	0.193	0.038	0.016	0.495	0.401	0.246	0.268	0.371
		Back Side 10mm	0.378	0.307	0.633	0.114	0.327	0.327	0.095	0.095	1.011	0.705	0.473	0.516	0.729
		Left Edge 10mm	0.031	0.000	0.398	0.006	0.420	0.420	0.006	0.006	0.429	0.451	0.037	0.012	0.426
		Right Edge 10mm	0.087	0.069	0.000	0.000	0.000	0.000	0.000	0.000	0.087	0.087	0.087	0.069	0.069
		Top Edge 10mm	0.000	0.000	0.456	0.130	0.664	0.664	0.077	0.003	0.456	0.664	0.077	0.133	0.667
		Bottom Edge 10mm	0.402	0.402	0.000	0.000	0.000	0.000	0.000	0.000	0.402	0.402	0.402	0.402	0.402
LTE B38	Ant.4	Front Side 10mm	0.242	0.218	0.287	0.090	0.193	0.193	0.038	0.016	0.529	0.435	0.280	0.324	0.427
		Back Side 10mm	0.380	0.329	0.633	0.114	0.327	0.327	0.095	0.095	1.013	0.707	0.475	0.538	0.751
		Left Edge 10mm	0.000	0.000	0.398	0.006	0.420	0.420	0.006	0.006	0.398	0.420	0.006	0.012	0.426
		Right Edge 10mm	0.189	0.174	0.000	0.000	0.000	0.000	0.000	0.000	0.189	0.189	0.189	0.174	0.174
		Top Edge 10mm	0.535	0.429	0.456	0.130	0.664	0.664	0.077	0.003	0.991	1.199	0.612	0.562	1.096
		Bottom Edge 10mm	0.000	0.000	0.000	0.000	0.000	0.000	0.000	0.000	0.000	0.000	0.000	0.000	0.000
LTE B38	Ant.5	Front Side 10mm	0.257	0.273	0.287	0.090	0.193	0.193	0.038	0.016	0.544	0.450	0.295	0.379	0.482
		Back Side 10mm	0.549	0.470	0.633	0.114	0.327	0.327	0.095	0.095	1.182	0.876	0.644	0.679	0.892
		Left Edge 10mm	0.892	0.580	0.398	0.006	0.420	0.420	0.006	0.006	1.290	1.312	0.898	0.592	1.006
		Right Edge 10mm	0.000	0.000	0.000	0.000	0.000	0.000	0.000	0.000	0.000	0.000	0.000	0.000	0.000
		Top Edge 10mm	0.000	0.000	0.456	0.130	0.664	0.664	0.077	0.003	0.456	0.664	0.077	0.133	0.667
		Bottom Edge 10mm	0.000	0.000	0.000	0.000	0.000	0.000	0.000	0.000	0.000	0.000	0.000	0.000	0.000
LTE B38	Ant.1	Front Side 10mm	0.243	0.243	0.287	0.090	0.193	0.193	0.038	0.016	0.530	0.436	0.281	0.349	0.452
		Back Side 10mm	0.365	0.365	0.633	0.114	0.327	0.327	0.095	0.095	0.998	0.692	0.460	0.574	0.787
		Left Edge 10mm	0.000	0.000	0.398	0.006	0.420	0.420	0.006	0.006	0.398	0.420	0.006	0.012	0.426
		Right Edge 10mm	0.920	0.920	0.000	0.000	0.000	0.000	0.000	0.000	0.920	0.920	0.920	0.920	0.920
		Top Edge 10mm	0.000	0.000	0.456	0.130	0.664	0.664	0.077	0.003	0.456	0.664	0.077	0.133	0.667
		Bottom Edge 10mm	0.000	0.000	0.000	0.000	0.000	0.000	0.000	0.000	0.000	0.000	0.000	0.000	0.000
LTE B38	Ant.0	Front Side 10mm	0.232	0.196	0.287	0.090	0.193	0.193	0.038	0.016	0.519	0.425	0.270	0.302	0.405
		Back Side 10mm	0.368	0.299	0.633	0.114	0.327	0.327	0.095	0.095	1.001	0.695	0.463	0.508	0.721
		Left Edge 10mm	0.027	0.000	0.398	0.006	0.420	0.420	0.006	0.006	0.425	0.447	0.033	0.012	0.426
		Right Edge 10mm	0.163	0.141	0.000	0.000	0.000	0.000	0.000	0.000	0.163	0.163	0.163	0.141	0.141
		Top Edge 10mm	0.000	0.000	0.456	0.130	0.664	0.664	0.077	0.003	0.456	0.664	0.077	0.133	0.667
		Bottom Edge 10mm	0.928	0.690	0.000	0.000	0.000	0.000	0.000	0.000	0.928	0.928	0.928	0.690	0.690
LTE B41	Ant.4	Front Side 10mm	0.322	0.246	0.287	0.090	0.193	0.193	0.038	0.016	0.609	0.515	0.360	0.352	0.455
		Back Side 10mm	0.480	0.343	0.633	0.114	0.327	0.327	0.095	0.095	1.113	0.807	0.575	0.552	0.765
		Left Edge 10mm	0.000	0.000	0.398	0.006	0.420	0.420	0.006	0.006	0.398	0.420	0.006	0.012	0.426
		Right Edge 10mm	0.240	0.187	0.000	0.000	0.000	0.000	0.000	0.000	0.240	0.240	0.240	0.187	0.187

		Top Edge 10mm	0.685	0.440	0.456	0.130	0.664	0.664	0.077	0.003	1.141	1.349	0.762	0.573	1.107
		Bottom Edge 10mm	0.000	0.000	0.000	0.000	0.000	0.000	0.000	0.000	0.000	0.000	0.000	0.000	0.000
LTE B41	Ant.5	Front Side 10mm	0.181	0.166	0.287	0.090	0.193	0.193	0.038	0.016	0.468	0.374	0.219	0.272	0.375
		Back Side 10mm	0.331	0.297	0.633	0.114	0.327	0.327	0.095	0.095	0.964	0.658	0.426	0.506	0.719
		Left Edge 10mm	0.708	0.478	0.398	0.006	0.420	0.420	0.006	0.006	1.106	1.128	0.714	0.490	0.904
		Right Edge 10mm	0.000	0.000	0.000	0.000	0.000	0.000	0.000	0.000	0.000	0.000	0.000	0.000	0.000
		Top Edge 10mm	0.000	0.000	0.456	0.130	0.664	0.664	0.077	0.003	0.456	0.664	0.077	0.133	0.667
		Bottom Edge 10mm	0.000	0.000	0.000	0.000	0.000	0.000	0.000	0.000	0.000	0.000	0.000	0.000	0.000
LTE B41	Ant.1	Front Side 10mm	0.313	0.313	0.287	0.090	0.193	0.193	0.038	0.016	0.600	0.506	0.351	0.419	0.522
		Back Side 10mm	0.387	0.387	0.633	0.114	0.327	0.327	0.095	0.095	1.020	0.714	0.482	0.596	0.809
		Left Edge 10mm	0.000	0.000	0.398	0.006	0.420	0.420	0.006	0.006	0.398	0.420	0.006	0.012	0.426
		Right Edge 10mm	0.958	0.958	0.000	0.000	0.000	0.000	0.000	0.000	0.958	0.958	0.958	0.958	0.958
		Top Edge 10mm	0.000	0.000	0.456	0.130	0.664	0.664	0.077	0.003	0.456	0.664	0.077	0.133	0.667
		Bottom Edge 10mm	0.000	0.000	0.000	0.000	0.000	0.000	0.000	0.000	0.000	0.000	0.000	0.000	0.000
LTE B41	Ant.0	Front Side 10mm	0.178	0.171	0.287	0.090	0.193	0.193	0.038	0.016	0.465	0.371	0.216	0.277	0.380
		Back Side 10mm	0.317	0.303	0.633	0.114	0.327	0.327	0.095	0.095	0.950	0.644	0.412	0.512	0.725
		Left Edge 10mm	0.062	0.059	0.398	0.006	0.420	0.420	0.006	0.006	0.460	0.482	0.068	0.071	0.485
		Right Edge 10mm	0.203	0.188	0.000	0.000	0.000	0.000	0.000	0.000	0.203	0.203	0.203	0.188	0.188
		Top Edge 10mm	0.000	0.000	0.456	0.130	0.664	0.664	0.077	0.003	0.456	0.664	0.077	0.133	0.667
		Bottom Edge 10mm	0.803	0.726	0.000	0.000	0.000	0.000	0.000	0.000	0.803	0.803	0.803	0.726	0.726
n5	Ant.1	Front Side 10mm	0.135	0.124	0.287	0.090	0.193	0.193	0.038	0.016	0.422	0.328	0.173	0.230	0.333
		Back Side 10mm	0.258	0.212	0.633	0.114	0.327	0.327	0.095	0.095	0.891	0.585	0.353	0.421	0.634
		Left Edge 10mm	0.000	0.000	0.398	0.006	0.420	0.420	0.006	0.006	0.398	0.420	0.006	0.012	0.426
		Right Edge 10mm	0.359	0.279	0.000	0.000	0.000	0.000	0.000	0.000	0.359	0.359	0.359	0.279	0.279
		Top Edge 10mm	0.000	0.000	0.456	0.130	0.664	0.664	0.077	0.003	0.456	0.664	0.077	0.133	0.667
		Bottom Edge 10mm	0.000	0.000	0.000	0.000	0.000	0.000	0.000	0.000	0.000	0.000	0.000	0.000	0.000
n5	Ant.0	Front Side 10mm	0.087	0.087	0.287	0.090	0.193	0.193	0.038	0.016	0.374	0.280	0.125	0.193	0.296
		Back Side 10mm	0.142	0.142	0.633	0.114	0.327	0.327	0.095	0.095	0.775	0.469	0.237	0.351	0.564
		Left Edge 10mm	0.038	0.038	0.398	0.006	0.420	0.420	0.006	0.006	0.436	0.458	0.044	0.050	0.464
		Right Edge 10mm	0.067	0.067	0.000	0.000	0.000	0.000	0.000	0.000	0.067	0.067	0.067	0.067	0.067
		Top Edge 10mm	0.000	0.000	0.456	0.130	0.664	0.664	0.077	0.003	0.456	0.664	0.077	0.133	0.667
		Bottom Edge 10mm	0.085	0.085	0.000	0.000	0.000	0.000	0.000	0.000	0.085	0.085	0.085	0.085	0.085
n7	Ant.4	Front Side 10mm	0.125	0.108	0.287	0.090	0.193	0.193	0.038	0.016	0.412	0.318	0.163	0.214	0.317
		Back Side 10mm	0.171	0.143	0.633	0.114	0.327	0.327	0.095	0.095	0.804	0.498	0.266	0.352	0.565
		Left Edge 10mm	0.000	0.000	0.398	0.006	0.420	0.420	0.006	0.006	0.398	0.420	0.006	0.012	0.426
		Right Edge 10mm	0.152	0.127	0.000	0.000	0.000	0.000	0.000	0.000	0.152	0.152	0.152	0.127	0.127
		Top Edge 10mm	0.288	0.217	0.456	0.130	0.664	0.664	0.077	0.003	0.744	0.952	0.365	0.350	0.884
		Bottom Edge 10mm	0.000	0.000	0.000	0.000	0.000	0.000	0.000	0.000	0.000	0.000	0.000	0.000	0.000
n7	Ant.5	Front Side 10mm	0.083	0.074	0.287	0.090	0.193	0.193	0.038	0.016	0.370	0.276	0.121	0.180	0.283
		Back Side 10mm	0.127	0.109	0.633	0.114	0.327	0.327	0.095	0.095	0.760	0.454	0.222	0.318	0.531
		Left Edge 10mm	0.242	0.200	0.398	0.006	0.420	0.420	0.006	0.006	0.640	0.662	0.248	0.212	0.626
		Right Edge 10mm	0.000	0.000	0.000	0.000	0.000	0.000	0.000	0.000	0.000	0.000	0.000	0.000	0.000
		Top Edge 10mm	0.000	0.000	0.456	0.130	0.664	0.664	0.077	0.003	0.456	0.664	0.077	0.133	0.667
		Bottom Edge 10mm	0.000	0.000	0.000	0.000	0.000	0.000	0.000	0.000	0.000	0.000	0.000	0.000	0.000

		Bottom Edge 10mm	0.000	0.000	0.000	0.000	0.000	0.000	0.000	0.000	0.000	0.000	0.000	0.000	0.000
n7	Ant.0	Front Side 10mm	0.103	0.087	0.287	0.090	0.193	0.193	0.038	0.016	0.390	0.296	0.141	0.193	0.296
		Back Side 10mm	0.152	0.129	0.633	0.114	0.327	0.327	0.095	0.095	0.785	0.479	0.247	0.338	0.551
		Left Edge 10mm	0.068	0.000	0.398	0.006	0.420	0.420	0.006	0.006	0.466	0.488	0.074	0.012	0.426
		Right Edge 10mm	0.187	0.158	0.000	0.000	0.000	0.000	0.000	0.000	0.187	0.187	0.187	0.158	0.158
		Top Edge 10mm	0.000	0.000	0.456	0.130	0.664	0.664	0.077	0.003	0.456	0.664	0.077	0.133	0.667
		Bottom Edge 10mm	1.041	0.883	0.000	0.000	0.000	0.000	0.000	0.000	1.041	1.041	1.041	0.883	0.883
n66	Ant.4	Front Side 10mm	0.203	0.163	0.287	0.090	0.193	0.193	0.038	0.016	0.490	0.396	0.241	0.269	0.372
		Back Side 10mm	0.248	0.197	0.633	0.114	0.327	0.327	0.095	0.095	0.881	0.575	0.343	0.406	0.619
		Left Edge 10mm	0.000	0.000	0.398	0.006	0.420	0.420	0.006	0.006	0.398	0.420	0.006	0.012	0.426
		Right Edge 10mm	0.252	0.189	0.000	0.000	0.000	0.000	0.000	0.000	0.252	0.252	0.252	0.189	0.189
		Top Edge 10mm	0.264	0.211	0.456	0.130	0.664	0.664	0.077	0.003	0.720	0.928	0.341	0.344	0.878
		Bottom Edge 10mm	0.000	0.000	0.000	0.000	0.000	0.000	0.000	0.000	0.000	0.000	0.000	0.000	0.000
n66	Ant.5	Front Side 10mm	0.262	0.217	0.287	0.090	0.193	0.193	0.038	0.016	0.549	0.455	0.300	0.323	0.426
		Back Side 10mm	0.341	0.281	0.633	0.114	0.327	0.327	0.095	0.095	0.974	0.668	0.436	0.490	0.703
		Left Edge 10mm	0.719	0.583	0.398	0.006	0.420	0.420	0.006	0.006	1.117	1.139	0.725	0.595	1.009
		Right Edge 10mm	0.000	0.000	0.000	0.000	0.000	0.000	0.000	0.000	0.000	0.000	0.000	0.000	0.000
		Top Edge 10mm	0.000	0.000	0.456	0.130	0.664	0.664	0.077	0.003	0.456	0.664	0.077	0.133	0.667
		Bottom Edge 10mm	0.000	0.000	0.000	0.000	0.000	0.000	0.000	0.000	0.000	0.000	0.000	0.000	0.000
n66	Ant.0	Front Side 10mm	0.081	0.070	0.287	0.090	0.193	0.193	0.038	0.016	0.368	0.274	0.119	0.176	0.279
		Back Side 10mm	0.152	0.127	0.633	0.114	0.327	0.327	0.095	0.095	0.785	0.479	0.247	0.336	0.549
		Left Edge 10mm	0.001	0.001	0.398	0.006	0.420	0.420	0.006	0.006	0.399	0.421	0.007	0.013	0.427
		Right Edge 10mm	0.028	0.014	0.000	0.000	0.000	0.000	0.000	0.000	0.028	0.028	0.028	0.014	0.014
		Top Edge 10mm	0.000	0.000	0.456	0.130	0.664	0.664	0.077	0.003	0.456	0.664	0.077	0.133	0.667
		Bottom Edge 10mm	0.249	0.211	0.000	0.000	0.000	0.000	0.000	0.000	0.249	0.249	0.249	0.211	0.211
n38	Ant.4	Front Side 10mm	0.152	0.126	0.287	0.090	0.193	0.193	0.038	0.016	0.439	0.345	0.190	0.232	0.335
		Back Side 10mm	0.199	0.163	0.633	0.114	0.327	0.327	0.095	0.095	0.832	0.526	0.294	0.372	0.585
		Left Edge 10mm	0.000	0.000	0.398	0.006	0.420	0.420	0.006	0.006	0.398	0.420	0.006	0.012	0.426
		Right Edge 10mm	0.125	0.098	0.000	0.000	0.000	0.000	0.000	0.000	0.125	0.125	0.125	0.098	0.098
		Top Edge 10mm	0.380	0.264	0.456	0.130	0.664	0.664	0.077	0.003	0.836	1.044	0.457	0.397	0.931
		Bottom Edge 10mm	0.000	0.000	0.000	0.000	0.000	0.000	0.000	0.000	0.000	0.000	0.000	0.000	0.000
n38	Ant.5	Front Side 10mm	0.245	0.207	0.287	0.090	0.193	0.193	0.038	0.016	0.532	0.438	0.283	0.313	0.416
		Back Side 10mm	0.423	0.358	0.633	0.114	0.327	0.327	0.095	0.095	1.056	0.750	0.518	0.567	0.780
		Left Edge 10mm	0.690	0.428	0.398	0.006	0.420	0.420	0.006	0.006	1.088	1.110	0.696	0.440	0.854
		Right Edge 10mm	0.000	0.000	0.000	0.000	0.000	0.000	0.000	0.000	0.000	0.000	0.000	0.000	0.000
		Top Edge 10mm	0.000	0.000	0.456	0.130	0.664	0.664	0.077	0.003	0.456	0.664	0.077	0.133	0.667
		Bottom Edge 10mm	0.000	0.000	0.000	0.000	0.000	0.000	0.000	0.000	0.000	0.000	0.000	0.000	0.000
n38	Ant.1	Front Side 10mm	0.247	0.206	0.287	0.090	0.193	0.193	0.038	0.016	0.534	0.440	0.285	0.312	0.415
		Back Side 10mm	0.360	0.300	0.633	0.114	0.327	0.327	0.095	0.095	0.993	0.687	0.455	0.509	0.722
		Left Edge 10mm	0.000	0.000	0.398	0.006	0.420	0.420	0.006	0.006	0.398	0.420	0.006	0.012	0.426
		Right Edge 10mm	0.861	0.675	0.000	0.000	0.000	0.000	0.000	0.000	0.861	0.861	0.861	0.675	0.675
		Top Edge 10mm	0.000	0.000	0.456	0.130	0.664	0.664	0.077	0.003	0.456	0.664	0.077	0.133	0.667
		Bottom Edge 10mm	0.000	0.000	0.000	0.000	0.000	0.000	0.000	0.000	0.000	0.000	0.000	0.000	0.000

n38	Ant.0	Front Side 10mm	0.302	0.274	0.287	0.090	0.193	0.193	0.038	0.016	0.589	0.495	0.340	0.380	0.483
		Back Side 10mm	0.419	0.386	0.633	0.114	0.327	0.327	0.095	0.095	1.052	0.746	0.514	0.595	0.808
		Left Edge 10mm	0.119	0.104	0.398	0.006	0.420	0.420	0.006	0.006	0.517	0.539	0.125	0.116	0.530
		Right Edge 10mm	0.256	0.232	0.000	0.000	0.000	0.000	0.000	0.000	0.256	0.256	0.256	0.232	0.232
		Top Edge 10mm	0.000	0.000	0.456	0.130	0.664	0.664	0.077	0.003	0.456	0.664	0.077	0.133	0.667
		Bottom Edge 10mm	1.045	0.963	0.000	0.000	0.000	0.000	0.000	0.000	1.045	1.045	1.045	0.963	0.963
n41	Ant.4	Front Side 10mm	0.151	0.126	0.287	0.090	0.193	0.193	0.038	0.016	0.438	0.344	0.189	0.232	0.335
		Back Side 10mm	0.168	0.141	0.633	0.114	0.327	0.327	0.095	0.095	0.801	0.495	0.263	0.350	0.563
		Left Edge 10mm	0.041	0.034	0.398	0.006	0.420	0.420	0.006	0.006	0.439	0.461	0.047	0.046	0.460
		Right Edge 10mm	0.093	0.078	0.000	0.000	0.000	0.000	0.000	0.000	0.093	0.093	0.093	0.078	0.078
		Top Edge 10mm	0.265	0.241	0.456	0.130	0.664	0.664	0.077	0.003	0.721	0.929	0.342	0.374	0.908
		Bottom Edge 10mm	0.000	0.000	0.000	0.000	0.000	0.000	0.000	0.000	0.000	0.000	0.000	0.000	0.000
n41	Ant.5	Front Side 10mm	0.178	0.153	0.287	0.090	0.193	0.193	0.038	0.016	0.465	0.371	0.216	0.259	0.362
		Back Side 10mm	0.308	0.277	0.633	0.114	0.327	0.327	0.095	0.095	0.941	0.635	0.403	0.486	0.699
		Left Edge 10mm	0.692	0.589	0.398	0.006	0.420	0.420	0.006	0.006	1.090	1.112	0.698	0.601	1.015
		Right Edge 10mm	0.000	0.000	0.000	0.000	0.000	0.000	0.000	0.000	0.000	0.000	0.000	0.000	0.000
		Top Edge 10mm	0.000	0.000	0.456	0.130	0.664	0.664	0.077	0.003	0.456	0.664	0.077	0.133	0.667
		Bottom Edge 10mm	0.000	0.000	0.000	0.000	0.000	0.000	0.000	0.000	0.000	0.000	0.000	0.000	0.000
n41	Ant.1	Front Side 10mm	0.242	0.213	0.287	0.090	0.193	0.193	0.038	0.016	0.529	0.435	0.280	0.319	0.422
		Back Side 10mm	0.296	0.388	0.633	0.114	0.327	0.327	0.095	0.095	0.929	0.623	0.391	0.597	0.810
		Left Edge 10mm	0.042	0.092	0.398	0.006	0.420	0.420	0.006	0.006	0.440	0.462	0.048	0.104	0.518
		Right Edge 10mm	0.722	0.158	0.000	0.000	0.000	0.000	0.000	0.000	0.722	0.722	0.722	0.158	0.158
		Top Edge 10mm	0.058	0.026	0.456	0.130	0.664	0.664	0.077	0.003	0.514	0.722	0.135	0.159	0.693
		Bottom Edge 10mm	0.090	0.077	0.000	0.000	0.000	0.000	0.000	0.000	0.090	0.090	0.090	0.077	0.077
n41	Ant.0	Front Side 10mm	0.182	0.182	0.287	0.090	0.193	0.193	0.038	0.016	0.469	0.375	0.220	0.288	0.391
		Back Side 10mm	0.333	0.333	0.633	0.114	0.327	0.327	0.095	0.095	0.966	0.660	0.428	0.542	0.755
		Left Edge 10mm	0.080	0.080	0.398	0.006	0.420	0.420	0.006	0.006	0.478	0.500	0.086	0.092	0.506
		Right Edge 10mm	0.136	0.136	0.000	0.000	0.000	0.000	0.000	0.000	0.136	0.136	0.136	0.136	0.136
		Top Edge 10mm	0.022	0.022	0.456	0.130	0.664	0.664	0.077	0.003	0.478	0.686	0.099	0.155	0.689
		Bottom Edge 10mm	0.728	0.728	0.000	0.000	0.000	0.000	0.000	0.000	0.728	0.728	0.728	0.728	0.728

Note:
 1: The highest Summed 1g SAR is 1.349 W/Kg < 1.6 W/kg, so Simultaneous Transmission SAR test is not required.

12.2.8 Specific Simultaneous Transmission SAR Evaluation for WWAN and WLAN and BT

Band	Antenna	Position	Stand alone SAR								SUM SAR					
			1	2	3	4	5	6	7	8	1+3	1+5	1+7	2+4+8	2+6+8	
			WWAN	WWAN	2.4GWIFI Max.	2.4GWIFI Ant.12	5GWIFI Max.	5GWIFI Max.	Bluetooth Max.	Bluetooth Ant.13						
State3	State5	Level7	Level8	Level7	Level8											
LTE B7	Ant.0	Bottom Edge 0mm	0.931	0.869	0.000	0.000	0.000	0.000	0.000	0.000	0.000	0.931	0.931	0.931	0.869	0.869
LTE B38	Ant.0	Bottom Edge 0mm	1.699	1.387	0.000	0.000	0.000	0.000	0.000	0.000	0.000	1.699	1.699	1.699	1.387	1.387
LTE B41	Ant.0	Bottom Edge 0mm	1.595	1.509	0.000	0.000	0.000	0.000	0.000	0.000	0.000	1.595	1.595	1.595	1.509	1.509
n7	Ant.0	Bottom Edge 0mm	1.739	1.416	0.000	0.000	0.000	0.000	0.000	0.000	0.000	1.739	1.739	1.739	1.416	1.416
n38	Ant.1	Right Edge 0mm	1.880	1.460	0.000	0.000	0.000	0.000	0.000	0.000	0.000	1.880	1.880	1.880	1.460	1.460
n38	Ant.0	Bottom Edge 0mm	1.641	1.494	0.000	0.000	0.000	0.000	0.000	0.000	0.000	1.641	1.641	1.641	1.494	1.494
n41	Ant.5	Left Edge 0mm	1.778	1.510	1.196	0.117	1.368	1.368	0.092	0.092	2.974	3.146	1.870	1.719	2.970	
n41	Ant.1	Right Edge 0mm	2.313	1.912	0.000	0.000	0.000	0.000	0.000	0.000	2.313	2.313	2.313	1.912	1.912	
n41	Ant.0	Bottom Edge 0mm	1.718	1.480	0.000	0.000	0.000	0.000	0.000	0.000	1.718	1.718	1.718	1.480	1.480	

Note:

1: The highest Summed 10g SAR is 3.146 W/Kg < 4.0 W/kg, so Simultaneous Transmission SAR test is not required.

12.2.9 Head Simultaneous Transmission SAR Evaluation for ENDC and WLAN and BT

Band	LTE Antenna	4G				ENDC				NR Antenna	Stand alone SAR								SUM SAR									
		LTE SAR	LTE Max Power	LTE Max Power Stand	LTE Max Power Stand	NR SAR	NR Max Power	NR Max Power Stand	NR Max Power Stand		Position	LTE SAR	LTE SAR	NR SAR	NR SAR	1 2 3 4 5 6 7 8								1+3	1+5	1+7	2+4+8	2+6+8
																ENDC (LTE+NR)	ENDC (LTE+NR)	2-4G(WF)	2-4G(WF)	5G(WF)	5G(WF)	Bluetooth	Bluetooth					
DC_73m+SA	Ant.4	0.464	19.00	16.70	16.30	Ant.1	0.241	24.00	22.00	21.50	Left Cheek	0.273	0.249	0.152	0.136	0.425	0.365	0.401	0.150	0.520	0.520	0.283	0.283	0.626	0.545	0.708	0.818	1.188
		0.498	19.00	16.70	16.30		0.112	24.00	22.00	21.50	Left Tip	0.263	0.267	0.071	0.063	0.364	0.330	0.337	0.149	0.378	0.378	0.226	0.226	0.741	0.742	0.600	0.715	0.944
		0.985	19.00	16.70	16.30		0.482	24.00	22.00	21.50	Right Cheek	0.580	0.529	0.282	0.260	0.872	0.789	0.185	0.103	0.267	0.267	0.181	0.181	1.055	1.139	1.053	1.073	1.237
		0.888	19.00	16.70	16.30		0.154	24.00	22.00	21.50	Right Tip	0.523	0.477	0.097	0.087	0.620	0.563	0.214	0.101	0.266	0.266	0.154	0.154	0.824	0.886	0.774	0.818	0.963
DC_73m+SA	Ant.5	0.591	22.10	20.10	19.50	Ant.1	0.241	24.00	22.00	21.50	Left Cheek	0.273	0.249	0.152	0.136	0.525	0.463	0.401	0.150	0.520	0.520	0.283	0.283	0.626	1.045	0.908	0.883	1.303
		0.166	22.10	20.10	19.50		0.112	24.00	22.00	21.50	Left Tip	0.105	0.099	0.071	0.063	0.175	0.154	0.337	0.149	0.378	0.378	0.226	0.226	0.552	0.553	0.411	0.539	0.768
		0.883	22.10	20.10	19.50		0.482	24.00	22.00	21.50	Right Cheek	0.431	0.375	0.282	0.260	0.722	0.625	0.183	0.103	0.267	0.267	0.181	0.181	0.955	0.989	0.903	0.919	1.083
		0.114	22.10	20.10	19.50		0.154	24.00	22.00	21.50	Right Tip	0.072	0.063	0.097	0.087	0.169	0.149	0.214	0.101	0.266	0.266	0.154	0.154	0.383	0.435	0.323	0.404	0.569
DC_73m+SA	Ant.4	0.464	19.00	16.70	16.30	Ant.0	0.110	25.00	25.00	25.00	Left Cheek	0.273	0.249	0.110	0.110	0.383	0.339	0.401	0.150	0.520	0.520	0.283	0.283	0.794	0.903	0.686	0.712	1.162
		0.498	19.00	16.70	16.30		0.025	25.00	25.00	25.00	Left Tip	0.263	0.267	0.025	0.025	0.318	0.282	0.337	0.149	0.378	0.378	0.226	0.226	0.625	0.626	0.524	0.677	0.926
		0.985	19.00	16.70	16.30		0.145	25.00	25.00	25.00	Right Cheek	0.580	0.529	0.145	0.145	0.725	0.674	0.183	0.103	0.267	0.267	0.181	0.181	0.928	0.982	0.906	0.959	1.122
		0.888	19.00	16.70	16.30		0.028	25.00	25.00	25.00	Right Tip	0.523	0.477	0.028	0.028	0.561	0.515	0.214	0.101	0.266	0.266	0.154	0.154	0.775	0.827	0.715	0.770	0.926
DC_73m+SA	Ant.5	0.591	22.10	20.10	19.50	Ant.0	0.110	25.00	25.00	25.00	Left Cheek	0.273	0.249	0.110	0.110	0.483	0.435	0.401	0.150	0.520	0.520	0.283	0.283	0.884	1.033	0.786	0.888	1.238
		0.166	22.10	20.10	19.50		0.025	25.00	25.00	25.00	Left Tip	0.105	0.099	0.025	0.025	0.130	0.116	0.337	0.149	0.378	0.378	0.226	0.226	0.527	0.528	0.385	0.501	0.720
		0.883	22.10	20.10	19.50		0.145	25.00	25.00	25.00	Right Cheek	0.431	0.375	0.145	0.145	0.576	0.520	0.183	0.103	0.267	0.267	0.181	0.181	0.729	0.843	0.727	0.804	0.926
		0.114	22.10	20.10	19.50		0.028	25.00	25.00	25.00	Right Tip	0.072	0.063	0.028	0.028	0.110	0.101	0.214	0.101	0.266	0.266	0.154	0.154	0.324	0.376	0.284	0.326	0.521
DC_85m+SA	Ant.4	0.342	19.40	16.00	15.50	Ant.1	0.241	24.00	22.00	21.50	Left Cheek	0.156	0.138	0.152	0.136	0.308	0.275	0.401	0.150	0.520	0.520	0.283	0.283	0.709	0.828	0.591	0.708	1.076
		0.227	19.40	16.00	15.50		0.112	24.00	22.00	21.50	Left Tip	0.117	0.105	0.071	0.063	0.188	0.168	0.337	0.149	0.378	0.378	0.226	0.226	0.555	0.556	0.424	0.553	0.782
		0.656	19.40	16.00	15.50		0.482	24.00	22.00	21.50	Right Cheek	0.300	0.267	0.282	0.260	0.551	0.527	0.183	0.103	0.267	0.267	0.181	0.181	0.774	0.858	0.772	0.811	0.975
		0.426	19.40	16.00	15.50		0.154	24.00	22.00	21.50	Right Tip	0.195	0.174	0.097	0.087	0.292	0.260	0.214	0.101	0.266	0.266	0.154	0.154	0.526	0.528	0.446	0.515	0.680
DC_85m+SA	Ant.5	0.517	22.30	19.50	19.00	Ant.1	0.241	24.00	22.00	21.50	Left Cheek	0.271	0.242	0.152	0.136	0.423	0.377	0.401	0.150	0.520	0.520	0.283	0.283	0.624	0.943	0.708	0.810	1.180
		0.152	22.30	19.50	19.00		0.112	24.00	22.00	21.50	Left Tip	0.080	0.071	0.071	0.063	0.150	0.134	0.337	0.149	0.378	0.378	0.226	0.226	0.527	0.528	0.386	0.519	0.746
		0.448	22.30	19.50	19.00		0.482	24.00	22.00	21.50	Right Cheek	0.225	0.210	0.282	0.260	0.527	0.489	0.183	0.103	0.267	0.267	0.181	0.181	0.710	0.794	0.708	0.753	0.917
		0.286	22.30	19.50	19.00		0.154	24.00	22.00	21.50	Right Tip	0.050	0.046	0.097	0.087	0.148	0.132	0.214	0.101	0.266	0.266	0.154	0.154	0.382	0.414	0.302	0.387	0.552
DC_85m+SA	Ant.4	0.342	19.40	16.00	15.50	Ant.0	0.110	25.00	25.00	25.00	Left Cheek	0.156	0.138	0.110	0.110	0.286	0.249	0.401	0.150	0.520	0.520	0.283	0.283	0.687	0.786	0.549	0.682	1.022
		0.227	19.40	16.00	15.50		0.025	25.00	25.00	25.00	Left Tip	0.117	0.105	0.025	0.025	0.142	0.130	0.337	0.149	0.378	0.378	0.226	0.226	0.519	0.520	0.379	0.515	0.744
		0.656	19.40	16.00	15.50		0.145	25.00	25.00	25.00	Right Cheek	0.300	0.267	0.145	0.145	0.445	0.412	0.183	0.103	0.267	0.267	0.181	0.181	0.628	0.712	0.626	0.656	0.880
		0.426	19.40	16.00	15.50		0.028	25.00	25.00	25.00	Right Tip	0.195	0.174	0.028	0.028	0.233	0.212	0.214	0.101	0.266	0.266	0.154	0.154	0.447	0.489	0.387	0.487	0.622
DC_85m+SA	Ant.5	0.517	22.30	19.50	19.00	Ant.0	0.110	25.00	25.00	25.00	Left Cheek	0.271	0.242	0.110	0.110	0.381	0.352	0.401	0.150	0.520	0.520	0.283	0.283	0.782	0.901	0.684	0.785	1.155
		0.152	22.30	19.50	19.00		0.025	25.00	25.00	25.00	Left Tip	0.080	0.071	0.025	0.025	0.105	0.096	0.337	0.149	0.378	0.378	0.226	0.226	0.482	0.483	0.341	0.481	0.710

		0.48	22.30	19.50	19.50						Right	0.235	0.210	0.145	0.145	0.380	0.305	0.185	0.103	0.307	0.207	0.181	0.181	0.583	0.547	0.561	0.639	0.803		
		0.06	22.30	19.50	19.50						Right Tis	0.050	0.045	0.038	0.038	0.088	0.083	0.214	0.101	0.306	0.206	0.154	0.154	0.302	0.354	0.242	0.338	0.503		
DC_2kx10A	Axi 1	0.124	21.00	21.00	20.00	Axi 4						Left Cheek	0.124	0.098	0.155	0.138	0.279	0.237	0.401	0.150	0.520	0.520	0.283	0.283	0.680	0.799	0.582	0.670	1.040	
		0.055	21.00	21.00	20.00							Left Tis	0.055	0.044	0.177	0.158	0.233	0.202	0.337	0.148	0.378	0.378	0.226	0.226	0.610	0.611	0.409	0.587	0.816	
		0.165	21.00	21.00	20.00							Right	0.165	0.132	0.324	0.288	0.480	0.430	0.183	0.103	0.287	0.207	0.181	0.181	0.673	0.757	0.671	0.704	0.808	
		0.124	21.00	21.00	20.00							Right Tis	0.124	0.098	0.285	0.254	0.403	0.352	0.214	0.101	0.306	0.206	0.154	0.154	0.623	0.675	0.583	0.637	0.772	
DC_2kx10A	Axi 3	0.069	24.00	24.00	24.00	Axi 4						Left Cheek	0.069	0.069	0.155	0.138	0.224	0.207	0.401	0.150	0.520	0.520	0.283	0.283	0.625	0.744	0.507	0.640	1.010	
		0.010	24.00	24.00	24.00							Left Tis	0.010	0.010	0.177	0.158	0.197	0.168	0.337	0.148	0.378	0.378	0.226	0.226	0.584	0.585	0.423	0.553	0.782	
		0.107	24.00	24.00	24.00							Right	0.107	0.107	0.324	0.288	0.431	0.385	0.183	0.103	0.287	0.207	0.181	0.181	0.614	0.698	0.612	0.679	0.843	
		0.068	24.00	24.00	24.00							Right Tis	0.068	0.068	0.285	0.254	0.293	0.262	0.214	0.101	0.306	0.206	0.154	0.154	0.557	0.559	0.447	0.517	0.692	
DC_2kx10A	Axi 1	0.124	21.00	21.00	20.00	Axi 5						Left Cheek	0.124	0.098	0.138	0.138	0.287	0.232	0.195	0.401	0.150	0.520	0.520	0.283	0.283	0.633	0.752	0.515	0.628	0.988
		0.065	21.00	21.00	20.00							Left Tis	0.065	0.044	0.034	0.030	0.080	0.075	0.337	0.148	0.378	0.378	0.226	0.226	0.487	0.488	0.336	0.480	0.689	
		0.165	21.00	21.00	20.00							Right	0.165	0.132	0.144	0.129	0.310	0.280	0.183	0.103	0.287	0.207	0.181	0.181	0.483	0.577	0.491	0.544	0.708	
		0.124	21.00	21.00	20.00							Right Tis	0.124	0.098	0.055	0.048	0.179	0.148	0.214	0.101	0.306	0.206	0.154	0.154	0.383	0.445	0.333	0.403	0.588	
DC_2kx10A	Axi 3	0.069	24.00	24.00	24.00	Axi 5						Left Cheek	0.069	0.069	0.158	0.138	0.287	0.177	0.166	0.401	0.150	0.520	0.520	0.283	0.283	0.578	0.697	0.460	0.559	0.969
		0.010	24.00	24.00	24.00							Left Tis	0.010	0.010	0.034	0.030	0.044	0.040	0.337	0.148	0.378	0.378	0.226	0.226	0.411	0.422	0.280	0.425	0.654	
		0.107	24.00	24.00	24.00							Right	0.107	0.107	0.144	0.129	0.251	0.236	0.183	0.103	0.287	0.207	0.181	0.181	0.434	0.518	0.432	0.320	0.684	
		0.068	24.00	24.00	24.00							Right Tis	0.068	0.068	0.055	0.048	0.283	0.257	0.214	0.101	0.306	0.206	0.154	0.154	0.277	0.339	0.217	0.312	0.477	
DC_2kx10A	Axi 1	0.064	21.30	20.80	19.80	Axi 4						Left Cheek	0.067	0.045	0.155	0.138	0.212	0.183	0.401	0.150	0.520	0.520	0.283	0.283	0.613	0.732	0.495	0.616	0.986	
		0.015	21.30	20.80	19.80							Left Tis	0.013	0.011	0.177	0.158	0.190	0.168	0.337	0.148	0.378	0.378	0.226	0.226	0.587	0.588	0.426	0.553	0.782	
		0.082	21.30	20.80	19.80							Right	0.073	0.058	0.324	0.288	0.397	0.346	0.183	0.103	0.287	0.207	0.181	0.181	0.580	0.664	0.578	0.630	0.794	
		0.058	21.30	20.80	19.80							Right Tis	0.025	0.020	0.285	0.254	0.310	0.274	0.214	0.101	0.306	0.206	0.154	0.154	0.524	0.576	0.464	0.529	0.694	
DC_2kx10A	Axi 3	0.072	22.30	19.50	19.50	Axi 4						Left Cheek	0.300	0.288	0.155	0.138	0.485	0.456	0.401	0.150	0.520	0.520	0.283	0.283	0.856	0.975	0.738	0.839	1.209	
		0.127	22.30	19.50	19.50							Left Tis	0.067	0.059	0.177	0.158	0.244	0.217	0.337	0.148	0.378	0.378	0.226	0.226	0.621	0.622	0.480	0.602	0.831	
		0.424	22.30	19.50	19.50							Right	0.223	0.198	0.324	0.288	0.546	0.487	0.183	0.103	0.287	0.207	0.181	0.181	0.739	0.813	0.727	0.771	0.926	
		0.080	22.30	19.50	19.50							Right Tis	0.047	0.042	0.285	0.254	0.332	0.296	0.214	0.101	0.306	0.206	0.154	0.154	0.546	0.598	0.486	0.551	0.716	
DC_2kx10A	Axi 1	0.084	21.30	20.80	19.80	Axi 5						Left Cheek	0.087	0.045	0.158	0.138	0.287	0.166	0.142	0.401	0.150	0.520	0.520	0.283	0.283	0.587	0.686	0.449	0.575	0.945
		0.015	21.30	20.80	19.80							Left Tis	0.013	0.011	0.034	0.030	0.047	0.041	0.337	0.148	0.378	0.378	0.226	0.226	0.424	0.425	0.283	0.426	0.655	
		0.082	21.30	20.80	19.80							Right	0.073	0.058	0.144	0.129	0.217	0.187	0.183	0.103	0.287	0.207	0.181	0.181	0.400	0.484	0.388	0.471	0.635	
		0.058	21.30	20.80	19.80							Right Tis	0.025	0.020	0.055	0.048	0.080	0.069	0.214	0.101	0.306	0.206	0.154	0.154	0.294	0.346	0.234	0.324	0.480	
DC_2kx10A	Axi 3	0.072	22.30	19.50	19.50	Axi 5						Left Cheek	0.300	0.288	0.158	0.138	0.487	0.409	0.364	0.401	0.150	0.520	0.520	0.283	0.283	0.810	0.929	0.692	0.797	1.167
		0.127	22.30	19.50	19.50							Left Tis	0.067	0.059	0.034	0.030	0.100	0.089	0.337	0.148	0.378	0.378	0.226	0.226	0.477	0.478	0.320	0.474	0.700	
		0.424	22.30	19.50	19.50							Right	0.223	0.198	0.144	0.129	0.287	0.237	0.183	0.103	0.287	0.207	0.181	0.181	0.580	0.624	0.548	0.611	0.775	
		0.080	22.30	19.50	19.50							Right Tis	0.047	0.042	0.055	0.048	0.102	0.091	0.214	0.101	0.306	0.206	0.154	0.154	0.216	0.268	0.255	0.346	0.511	

DC_5A+0A	Axi 1	0.277	23.90	26.70	26.30	Axi 4	0.148	15.80	13.80	13.70	Left Cheek	0.133	0.121	0.093	0.091	0.226	0.212	0.401	0.150	0.520	0.520	0.283	0.283	0.627	0.746	0.509	0.645	1.015	
		0.108	23.90	26.70	26.30		0.109	15.80	13.80	13.70	Left Tip	0.052	0.047	0.107	0.104	0.158	0.151	0.377	0.148	0.378	0.378	0.226	0.226	0.525	0.525	0.304	0.526	0.765	
		0.474	23.90	26.70	26.30		0.309	15.80	13.80	13.70	Right Cheek	0.207	0.207	0.185	0.191	0.422	0.387	0.182	0.182	0.287	0.287	0.181	0.181	0.605	0.605	0.603	0.681	0.845	
		0.153	23.90	26.70	26.30		0.272	15.80	13.80	13.70	Right Tip	0.073	0.067	0.172	0.168	0.245	0.225	0.274	0.101	0.265	0.265	0.154	0.154	0.429	0.511	0.309	0.490	0.655	
DC_5A+0A	Axi 2	0.162	25.00	25.00	25.00	Axi 4	0.148	15.80	13.80	13.70	Left Cheek	0.162	0.162	0.093	0.091	0.225	0.223	0.401	0.150	0.520	0.520	0.283	0.283	0.626	0.775	0.538	0.686	1.056	
		0.102	25.00	25.00	25.00		0.109	15.80	13.80	13.70	Left Tip	0.102	0.102	0.107	0.104	0.209	0.206	0.377	0.148	0.378	0.378	0.226	0.226	0.586	0.587	0.445	0.551	0.820	
		0.150	25.00	25.00	25.00		0.309	15.80	13.80	13.70	Right Cheek	0.150	0.150	0.185	0.191	0.345	0.341	0.182	0.182	0.287	0.287	0.181	0.181	0.528	0.612	0.526	0.625	0.789	
		0.074	25.00	25.00	25.00		0.272	15.80	13.80	13.70	Right Tip	0.074	0.074	0.172	0.168	0.246	0.242	0.274	0.101	0.265	0.265	0.154	0.154	0.420	0.512	0.400	0.497	0.662	
DC_5A+0A	Axi 1	0.277	23.90	26.70	26.30	Axi 5	0.108	19.40	17.40	16.90	Left Cheek	0.133	0.131	0.067	0.060	0.188	0.188	0.161	0.401	0.150	0.520	0.520	0.283	0.283	0.620	0.719	0.483	0.614	0.984
		0.108	23.90	26.70	26.30		0.033	19.40	17.40	16.90	Left Tip	0.052	0.047	0.021	0.019	0.073	0.066	0.377	0.148	0.378	0.378	0.226	0.226	0.400	0.451	0.308	0.451	0.680	
		0.474	23.90	26.70	26.30		0.141	19.40	17.40	16.90	Right Cheek	0.207	0.207	0.089	0.079	0.316	0.286	0.182	0.182	0.287	0.287	0.181	0.181	0.499	0.583	0.497	0.570	0.734	
		0.153	23.90	26.70	26.30		0.054	19.40	17.40	16.90	Right Tip	0.073	0.067	0.034	0.030	0.107	0.087	0.274	0.101	0.265	0.265	0.154	0.154	0.321	0.373	0.261	0.352	0.517	
DC_5A+0A	Axi 2	0.162	25.00	25.00	25.00	Axi 5	0.106	19.40	17.40	16.90	Left Cheek	0.162	0.162	0.067	0.060	0.229	0.222	0.401	0.150	0.520	0.520	0.283	0.283	0.620	0.749	0.512	0.655	1.025	
		0.102	25.00	25.00	25.00		0.033	19.40	17.40	16.90	Left Tip	0.102	0.102	0.021	0.019	0.123	0.121	0.377	0.148	0.378	0.378	0.226	0.226	0.500	0.501	0.359	0.506	0.725	
		0.150	25.00	25.00	25.00		0.141	19.40	17.40	16.90	Right Cheek	0.150	0.150	0.089	0.079	0.239	0.229	0.182	0.182	0.287	0.287	0.181	0.181	0.422	0.506	0.420	0.513	0.677	
		0.074	25.00	25.00	25.00		0.054	19.40	17.40	16.90	Right Tip	0.074	0.074	0.034	0.030	0.108	0.104	0.274	0.101	0.265	0.265	0.154	0.154	0.322	0.374	0.262	0.359	0.524	
DC_12A+0A	Axi 1	0.377	24.80	23.60	22.80	Axi 4	0.148	15.80	13.80	13.70	Left Cheek	0.286	0.227	0.093	0.091	0.379	0.318	0.401	0.150	0.520	0.520	0.283	0.283	0.780	0.899	0.682	0.751	1.121	
		0.103	24.80	23.60	22.80		0.109	15.80	13.80	13.70	Left Tip	0.124	0.098	0.107	0.104	0.220	0.202	0.377	0.148	0.378	0.378	0.226	0.226	0.607	0.608	0.465	0.567	0.816	
		0.658	24.80	23.60	22.80		0.309	15.80	13.80	13.70	Right Cheek	0.499	0.336	0.185	0.191	0.694	0.587	0.182	0.182	0.287	0.287	0.181	0.181	0.877	0.961	0.875	0.871	1.025	
		0.229	24.80	23.60	22.80		0.272	15.80	13.80	13.70	Right Tip	0.174	0.138	0.172	0.168	0.345	0.306	0.274	0.101	0.265	0.265	0.154	0.154	0.559	0.611	0.499	0.561	0.726	
DC_12A+0A	Axi 2	0.166	25.00	23.80	23.80	Axi 4	0.148	15.80	13.80	13.70	Left Cheek	0.136	0.136	0.093	0.091	0.219	0.217	0.401	0.150	0.520	0.520	0.283	0.283	0.620	0.738	0.502	0.650	1.020	
		0.115	25.00	23.80	23.80		0.109	15.80	13.80	13.70	Left Tip	0.087	0.087	0.107	0.104	0.194	0.191	0.377	0.148	0.378	0.378	0.226	0.226	0.571	0.572	0.430	0.576	0.805	
		0.180	25.00	23.80	23.80		0.309	15.80	13.80	13.70	Right Cheek	0.137	0.137	0.185	0.191	0.332	0.327	0.182	0.182	0.287	0.287	0.181	0.181	0.515	0.599	0.513	0.611	0.775	
		0.108	25.00	23.80	23.80		0.272	15.80	13.80	13.70	Right Tip	0.082	0.082	0.172	0.168	0.254	0.220	0.274	0.101	0.265	0.265	0.154	0.154	0.468	0.520	0.408	0.505	0.670	
DC_12A+0A	Axi 1	0.377	24.80	23.60	22.80	Axi 5	0.106	19.40	17.40	16.90	Left Cheek	0.286	0.227	0.067	0.060	0.383	0.387	0.401	0.150	0.520	0.520	0.283	0.283	0.754	0.873	0.626	0.720	1.090	
		0.103	24.80	23.60	22.80		0.033	19.40	17.40	16.90	Left Tip	0.124	0.098	0.021	0.019	0.144	0.117	0.377	0.148	0.378	0.378	0.226	0.226	0.521	0.522	0.380	0.522	0.731	
		0.658	24.80	23.60	22.80		0.141	19.40	17.40	16.90	Right Cheek	0.499	0.336	0.089	0.079	0.588	0.476	0.182	0.182	0.287	0.287	0.181	0.181	0.771	0.855	0.769	0.780	0.924	
		0.229	24.80	23.60	22.80		0.054	19.40	17.40	16.90	Right Tip	0.174	0.138	0.034	0.030	0.208	0.168	0.274	0.101	0.265	0.265	0.154	0.154	0.422	0.474	0.362	0.423	0.586	
DC_12A+0A	Axi 2	0.166	25.00	23.80	23.80	Axi 5	0.106	19.40	17.40	16.90	Left Cheek	0.126	0.126	0.067	0.060	0.193	0.186	0.401	0.150	0.520	0.520	0.283	0.283	0.624	0.713	0.476	0.619	0.989	
		0.115	25.00	23.80	23.80		0.033	19.40	17.40	16.90	Left Tip	0.087	0.087	0.021	0.019	0.108	0.106	0.377	0.148	0.378	0.378	0.226	0.226	0.485	0.486	0.344	0.491	0.720	
		0.180	25.00	23.80	23.80		0.141	19.40	17.40	16.90	Right Cheek	0.137	0.137	0.089	0.079	0.226	0.216	0.182	0.182	0.287	0.287	0.181	0.181	0.420	0.483	0.407	0.520	0.664	
		0.108	25.00	23.80	23.80		0.054	19.40	17.40	16.90	Right Tip	0.082	0.082	0.034	0.030	0.116	0.112	0.274	0.101	0.265	0.265	0.154	0.154	0.320	0.382	0.270	0.387	0.522	
DC_6A+0A	Axi 1	0.032	21.40	20.80	19.80	Axi 4	0.148	15.80	16.40	15.90	Left Cheek	0.038	0.022	0.170	0.161	0.158	0.174	0.401	0.150	0.520	0.520	0.283	0.283	0.599	0.718	0.481	0.607	0.977	
		0.050	21.40	20.80	19.80		0.109	15.80	16.40	15.90	Left Tip	0.000	0.000	0.194	0.173	0.194	0.173	0.377	0.148	0.378	0.378	0.226	0.226	0.571	0.572	0.430	0.558	0.787	

		0.070	21.40	20.80	19.80			0.309	15.80	16.40	15.90	Right Cheek	0.061	0.048	0.355	0.316	0.416	0.365	0.183	0.103	0.367	0.267	0.181	0.181	0.589	0.683	0.587	0.449	0.813
		0.000	21.40	20.80	19.80			0.272	15.80	16.40	15.90	Right Tis	0.000	0.000	0.332	0.278	0.312	0.278	0.214	0.101	0.366	0.266	0.154	0.154	0.526	0.578	0.466	0.533	0.698
DC_66A+7A	Axi.5	0.517	22.30	19.50	19.00	Axi.4		0.148	15.80	16.40	15.80	Left Cheek	0.271	0.242	0.170	0.151	0.441	0.383	0.401	0.150	0.520	0.520	0.283	0.283	0.842	0.961	0.724	0.826	1.196
		0.152	22.30	19.50	19.00			0.109	15.80	16.40	15.80	Left Tis	0.080	0.071	0.194	0.173	0.274	0.244	0.337	0.148	0.378	0.378	0.226	0.226	0.651	0.653	0.510	0.629	0.888
		0.448	22.30	19.50	19.00			0.339	15.80	16.40	15.90	Right Cheek	0.235	0.210	0.305	0.316	0.386	0.526	0.183	0.103	0.367	0.267	0.181	0.181	0.713	0.857	0.771	0.910	0.974
		0.086	22.30	19.50	19.00			0.272	15.80	16.40	15.90	Right Tis	0.050	0.045	0.332	0.278	0.383	0.333	0.214	0.101	0.366	0.266	0.154	0.154	0.577	0.629	0.517	0.578	0.742
DC_21A+7A	Axi.1	0.032	21.40	20.80	19.80	Axi.5		0.106	19.40	19.50	19.00	Left Cheek	0.028	0.022	0.108	0.087	0.136	0.119	0.401	0.150	0.520	0.520	0.283	0.283	0.537	0.656	0.419	0.552	0.922
		0.000	21.40	20.80	19.80			0.023	19.40	19.50	19.00	Left Tis	0.000	0.000	0.034	0.020	0.054	0.020	0.337	0.149	0.378	0.378	0.226	0.226	0.411	0.412	0.270	0.415	0.644
		0.070	21.40	20.80	19.80			0.141	19.40	19.50	19.00	Right Cheek	0.061	0.048	0.144	0.129	0.205	0.177	0.183	0.103	0.367	0.267	0.181	0.181	0.388	0.472	0.386	0.461	0.625
		0.000	21.40	20.80	19.80			0.054	19.40	19.50	19.00	Right Tis	0.000	0.000	0.055	0.049	0.055	0.049	0.214	0.101	0.366	0.266	0.154	0.154	0.289	0.321	0.209	0.304	0.469
DC_66A+7A	Axi.5	0.517	22.30	19.50	19.00	Axi.5		0.106	19.40	19.50	19.00	Left Cheek	0.271	0.242	0.108	0.087	0.381	0.338	0.401	0.150	0.520	0.520	0.283	0.283	0.781	0.901	0.683	0.771	1.141
		0.152	22.30	19.50	19.00			0.023	19.40	19.50	19.00	Left Tis	0.080	0.071	0.034	0.020	0.114	0.101	0.337	0.149	0.378	0.378	0.226	0.226	0.491	0.492	0.320	0.486	0.715
		0.448	22.30	19.50	19.00			0.141	19.40	19.50	19.00	Right Cheek	0.235	0.210	0.144	0.129	0.379	0.338	0.183	0.103	0.367	0.267	0.181	0.181	0.582	0.646	0.580	0.622	0.786
		0.086	22.30	19.50	19.00			0.054	19.40	19.50	19.00	Right Tis	0.050	0.045	0.055	0.049	0.106	0.094	0.214	0.101	0.366	0.266	0.154	0.154	0.320	0.372	0.380	0.349	0.514
DC_21A+8BA	Axi.1	0.124	21.00	21.00	20.00	Axi.4		0.210	19.80	16.40	15.90	Left Cheek	0.124	0.098	0.101	0.080	0.225	0.188	0.401	0.150	0.520	0.520	0.283	0.283	0.626	0.745	0.508	0.621	0.991
		0.056	21.00	21.00	20.00			0.132	19.80	16.40	15.90	Left Tis	0.056	0.044	0.070	0.065	0.133	0.109	0.337	0.149	0.378	0.378	0.226	0.226	0.506	0.507	0.385	0.494	0.723
		0.186	21.00	21.00	20.00			0.587	19.80	16.40	15.90	Right Cheek	0.186	0.132	0.281	0.250	0.447	0.382	0.183	0.103	0.367	0.267	0.181	0.181	0.620	0.714	0.628	0.686	0.830
		0.124	21.00	21.00	20.00			0.226	19.80	16.40	15.90	Right Tis	0.124	0.098	0.108	0.086	0.232	0.195	0.214	0.101	0.366	0.266	0.154	0.154	0.446	0.488	0.386	0.450	0.615
DC_21A+8BA	Axi.0	0.089	24.00	24.00	24.00	Axi.4		0.210	19.80	16.40	15.90	Left Cheek	0.089	0.089	0.101	0.080	0.170	0.159	0.401	0.150	0.520	0.520	0.283	0.283	0.571	0.690	0.453	0.592	0.982
		0.010	24.00	24.00	24.00			0.132	19.80	16.40	15.90	Left Tis	0.010	0.010	0.070	0.065	0.080	0.075	0.337	0.149	0.378	0.378	0.226	0.226	0.480	0.481	0.319	0.460	0.689
		0.107	24.00	24.00	24.00			0.587	19.80	16.40	15.90	Right Cheek	0.107	0.107	0.281	0.250	0.388	0.367	0.183	0.103	0.367	0.267	0.181	0.181	0.571	0.655	0.589	0.641	0.805
		0.088	24.00	24.00	24.00			0.226	19.80	16.40	15.90	Right Tis	0.028	0.028	0.108	0.086	0.116	0.104	0.214	0.101	0.366	0.266	0.154	0.154	0.320	0.382	0.270	0.329	0.524
DC_21A+8BA	Axi.1	0.124	21.00	21.00	20.00	Axi.5		0.833	22.30	18.70	17.80	Left Cheek	0.124	0.086	0.359	0.282	0.483	0.391	0.401	0.150	0.520	0.520	0.283	0.283	0.884	1.003	0.786	0.824	1.194
		0.056	21.00	21.00	20.00			0.170	22.30	18.70	17.80	Left Tis	0.056	0.044	0.074	0.080	0.130	0.105	0.337	0.149	0.378	0.378	0.226	0.226	0.537	0.538	0.366	0.480	0.719
		0.186	21.00	21.00	20.00			0.498	22.30	18.70	17.80	Right Cheek	0.186	0.132	0.217	0.177	0.383	0.359	0.183	0.103	0.367	0.267	0.181	0.181	0.586	0.650	0.584	0.593	0.757
		0.124	21.00	21.00	20.00			0.119	22.30	18.70	17.80	Right Tis	0.124	0.088	0.052	0.042	0.176	0.141	0.214	0.101	0.366	0.266	0.154	0.154	0.380	0.442	0.330	0.356	0.561
DC_21A+8BA	Axi.0	0.089	24.00	24.00	24.00	Axi.5		0.823	22.30	18.70	17.80	Left Cheek	0.089	0.089	0.359	0.282	0.428	0.381	0.401	0.150	0.520	0.520	0.283	0.283	0.829	0.948	0.711	0.794	1.164
		0.010	24.00	24.00	24.00			0.170	22.30	18.70	17.80	Left Tis	0.010	0.010	0.074	0.080	0.084	0.070	0.337	0.149	0.378	0.378	0.226	0.226	0.481	0.482	0.320	0.455	0.684
		0.107	24.00	24.00	24.00			0.498	22.30	18.70	17.80	Right Cheek	0.107	0.107	0.217	0.177	0.324	0.294	0.183	0.103	0.367	0.267	0.181	0.181	0.537	0.591	0.505	0.588	0.732
		0.088	24.00	24.00	24.00			0.119	22.30	18.70	17.80	Right Tis	0.088	0.088	0.052	0.042	0.080	0.050	0.214	0.101	0.366	0.266	0.154	0.154	0.274	0.326	0.214	0.305	0.470
DC_21A+8BA	Axi.1	0.277	23.90	20.70	20.30	Axi.4		0.210	19.80	16.40	15.90	Left Cheek	0.133	0.121	0.101	0.080	0.233	0.210	0.401	0.150	0.520	0.520	0.283	0.283	0.624	0.753	0.516	0.643	1.013
		0.158	23.90	20.70	20.30			0.132	19.80	16.40	15.90	Left Tis	0.052	0.047	0.070	0.065	0.124	0.112	0.337	0.149	0.378	0.378	0.226	0.226	0.501	0.502	0.380	0.497	0.726
		0.474	23.90	20.70	20.30			0.587	19.80	16.40	15.90	Right Cheek	0.227	0.227	0.281	0.250	0.328	0.407	0.183	0.103	0.367	0.267	0.181	0.181	0.681	0.775	0.689	0.741	0.885
		0.153	23.90	20.70	20.30			0.226	19.80	16.40	15.90	Right Tis	0.073	0.067	0.108	0.086	0.181	0.163	0.214	0.101	0.366	0.266	0.154	0.154	0.385	0.447	0.325	0.418	0.580

DC_5A+6BA	Ant 0	0.162	25.00	25.00	25.00	Ant 4	0.210	19.60	16.40	15.90	Left Cheek	0.162	0.162	0.101	0.080	0.263	0.262	0.401	0.150	0.520	0.520	0.263	0.263	0.664	0.763	0.546	0.685	1.025
		0.102	25.00	25.00	25.00		0.102	19.60	16.40	15.60	Left Tip	0.102	0.102	0.075	0.065	0.175	0.167	0.337	0.148	0.378	0.378	0.226	0.226	0.552	0.553	0.411	0.552	0.791
		0.150	25.00	25.00	25.00		0.597	19.60	16.40	15.60	Right Cheek	0.150	0.150	0.281	0.250	0.431	0.420	0.183	0.163	0.267	0.267	0.181	0.181	0.614	0.688	0.612	0.684	0.948
		0.074	25.00	25.00	25.00		0.226	19.60	16.40	15.60	Right Tip	0.074	0.074	0.108	0.086	0.182	0.170	0.274	0.101	0.266	0.266	0.154	0.154	0.326	0.448	0.326	0.425	0.530
DC_5A+6BA	Ant 1	0.277	23.90	20.70	20.30	Ant 5	0.623	22.30	18.70	17.80	Left Cheek	0.133	0.121	0.359	0.292	0.482	0.413	0.400	0.150	0.520	0.520	0.263	0.263	0.883	1.012	0.775	0.846	1.216
		0.168	23.90	20.70	20.30		0.170	22.30	18.70	17.80	Left Tip	0.052	0.047	0.074	0.060	0.126	0.107	0.337	0.148	0.378	0.378	0.226	0.226	0.553	0.554	0.362	0.482	0.721
		0.474	23.90	20.70	20.30		0.498	22.30	18.70	17.80	Right Cheek	0.227	0.207	0.217	0.177	0.444	0.384	0.185	0.163	0.267	0.267	0.181	0.181	0.627	0.711	0.625	0.668	0.932
		0.153	23.90	20.70	20.30		0.119	22.30	18.70	17.80	Right Tip	0.073	0.067	0.052	0.042	0.125	0.109	0.274	0.101	0.266	0.266	0.154	0.154	0.329	0.391	0.279	0.364	0.529
DC_5A+6BA	Ant 0	0.162	25.00	25.00	25.00	Ant 5	0.623	22.30	18.70	17.80	Left Cheek	0.162	0.162	0.359	0.292	0.521	0.454	0.400	0.150	0.520	0.520	0.263	0.263	0.932	1.041	0.804	0.887	1.257
		0.102	25.00	25.00	25.00		0.170	22.30	18.70	17.80	Left Tip	0.102	0.102	0.074	0.060	0.176	0.162	0.337	0.148	0.378	0.378	0.226	0.226	0.553	0.554	0.412	0.547	0.776
		0.150	25.00	25.00	25.00		0.498	22.30	18.70	17.80	Right Cheek	0.150	0.150	0.217	0.177	0.397	0.327	0.185	0.163	0.267	0.267	0.181	0.181	0.550	0.634	0.548	0.611	0.775
		0.074	25.00	25.00	25.00		0.119	22.30	18.70	17.80	Right Tip	0.074	0.074	0.052	0.042	0.126	0.116	0.274	0.101	0.266	0.266	0.154	0.154	0.340	0.392	0.280	0.371	0.526
DC_7A+6BA	Ant 1	0.789	21.10	18.10	18.10	Ant 4	0.210	19.60	16.40	15.90	Left Cheek	0.498	0.395	0.101	0.080	0.598	0.485	0.400	0.150	0.520	0.520	0.263	0.263	0.889	1.118	0.881	0.918	1.288
		0.159	21.10	18.10	18.10		0.152	19.60	16.40	15.90	Left Tip	0.100	0.080	0.075	0.065	0.173	0.145	0.337	0.148	0.378	0.378	0.226	0.226	0.553	0.551	0.409	0.530	0.759
		0.840	21.10	18.10	18.10		0.597	19.60	16.40	15.90	Right Cheek	0.530	0.421	0.281	0.250	0.811	0.671	0.183	0.163	0.267	0.267	0.181	0.181	0.884	1.078	0.882	0.955	1.119
		0.243	21.10	18.10	18.10		0.226	19.60	16.40	15.90	Right Tip	0.153	0.122	0.108	0.086	0.281	0.218	0.274	0.101	0.266	0.266	0.154	0.154	0.475	0.527	0.415	0.473	0.628
DC_7A+6BA	Ant 5	0.591	22.10	20.10	19.50	Ant 4	0.210	19.60	16.40	15.90	Left Cheek	0.373	0.325	0.101	0.080	0.473	0.414	0.400	0.150	0.520	0.520	0.263	0.263	0.874	0.983	0.756	0.847	1.217
		0.166	22.10	20.10	19.50		0.152	19.60	16.40	15.90	Left Tip	0.105	0.091	0.075	0.065	0.177	0.156	0.337	0.148	0.378	0.378	0.226	0.226	0.554	0.555	0.413	0.541	0.770
		0.683	22.10	20.10	19.50		0.597	19.60	16.40	15.90	Right Cheek	0.401	0.375	0.281	0.250	0.712	0.626	0.183	0.163	0.267	0.267	0.181	0.181	0.885	0.979	0.883	0.910	1.074
		0.114	22.10	20.10	19.50		0.226	19.60	16.40	15.90	Right Tip	0.072	0.060	0.108	0.086	0.180	0.159	0.274	0.101	0.266	0.266	0.154	0.154	0.394	0.446	0.324	0.414	0.579
DC_10A+6BA	Ant 1	0.789	21.10	18.10	18.10	Ant 5	0.623	22.30	18.70	17.80	Left Cheek	0.498	0.395	0.359	0.292	0.857	0.687	0.400	0.150	0.520	0.520	0.263	0.263	1.258	1.377	1.140	1.120	1.489
		0.159	21.10	18.10	18.10		0.170	22.30	18.70	17.80	Left Tip	0.100	0.080	0.074	0.060	0.175	0.140	0.337	0.148	0.378	0.378	0.226	0.226	0.552	0.553	0.411	0.525	0.754
		0.840	21.10	18.10	18.10		0.498	22.30	18.70	17.80	Right Cheek	0.530	0.421	0.217	0.177	0.747	0.598	0.183	0.163	0.267	0.267	0.181	0.181	0.930	1.014	0.928	0.882	1.046
		0.243	21.10	18.10	18.10		0.119	22.30	18.70	17.80	Right Tip	0.153	0.122	0.052	0.042	0.205	0.164	0.274	0.101	0.266	0.266	0.154	0.154	0.419	0.471	0.359	0.419	0.584
DC_7A+6BA	Ant 5	0.591	22.10	20.10	19.50	Ant 5	0.623	22.30	18.70	17.80	Left Cheek	0.373	0.325	0.359	0.292	0.712	0.617	0.400	0.150	0.520	0.520	0.263	0.263	1.133	1.252	1.015	1.050	1.420
		0.166	22.10	20.10	19.50		0.170	22.30	18.70	17.80	Left Tip	0.105	0.091	0.074	0.060	0.179	0.152	0.337	0.148	0.378	0.378	0.226	0.226	0.556	0.557	0.415	0.537	0.766
		0.683	22.10	20.10	19.50		0.498	22.30	18.70	17.80	Right Cheek	0.401	0.375	0.217	0.177	0.648	0.552	0.183	0.163	0.267	0.267	0.181	0.181	0.931	0.915	0.829	0.836	1.000
		0.114	22.10	20.10	19.50		0.119	22.30	18.70	17.80	Right Tip	0.072	0.060	0.052	0.042	0.134	0.105	0.274	0.101	0.266	0.266	0.154	0.154	0.328	0.390	0.278	0.360	0.525
DC_10A+6BA	Ant 1	0.377	24.80	23.60	22.60	Ant 4	0.210	19.60	16.40	15.90	Left Cheek	0.286	0.227	0.101	0.080	0.386	0.317	0.400	0.150	0.520	0.520	0.263	0.263	0.787	0.856	0.689	0.750	1.120
		0.163	24.80	23.60	22.60		0.152	19.60	16.40	15.90	Left Tip	0.124	0.098	0.075	0.065	0.156	0.143	0.337	0.148	0.378	0.378	0.226	0.226	0.573	0.574	0.423	0.548	0.777
		0.658	24.80	23.60	22.60		0.597	19.60	16.40	15.90	Right Cheek	0.469	0.336	0.281	0.250	0.780	0.647	0.183	0.163	0.267	0.267	0.181	0.181	0.983	1.047	0.961	0.920	1.095
		0.229	24.80	23.60	22.60		0.226	19.60	16.40	15.90	Right Tip	0.174	0.138	0.108	0.086	0.282	0.234	0.274	0.101	0.266	0.266	0.154	0.154	0.486	0.548	0.420	0.489	0.654
DC_10A+6BA	Ant 0	0.166	25.00	23.80	23.80	Ant 4	0.210	19.60	16.40	15.90	Left Cheek	0.136	0.136	0.101	0.080	0.236	0.216	0.400	0.150	0.520	0.520	0.263	0.263	0.627	0.746	0.568	0.646	1.019
		0.115	25.00	23.80	23.80		0.152	19.60	16.40	15.90	Left Tip	0.087	0.087	0.075	0.065	0.160	0.152	0.337	0.148	0.378	0.378	0.226	0.226	0.537	0.538	0.396	0.537	0.766

		0.180	25.00	23.80	23.80					Right	0.137	0.137	0.281	0.250	0.417	0.387	0.180	0.103	0.307	0.207	0.181	0.181	0.600	0.684	0.538	0.671	0.835
										Check																	
		0.108	25.00	23.80	23.80					Right Tis	0.082	0.082	0.108	0.086	0.190	0.178	0.214	0.101	0.306	0.206	0.154	0.154	0.404	0.456	0.344	0.433	0.598
DC_13A+66A	Axi 1	0.377	24.80	23.60	23.60	Axi 5				Left Cheek	0.286	0.227	0.359	0.280	0.645	0.519	0.401	0.150	0.520	0.520	0.283	0.283	1.046	1.185	0.933	0.952	1.322
		0.163	24.80	23.60	23.60					Left Tis	0.104	0.088	0.074	0.080	0.108	0.103	0.337	0.148	0.378	0.378	0.226	0.226	0.575	0.576	0.434	0.544	0.773
		0.498	24.80	23.60	23.60					Right	0.499	0.386	0.317	0.177	0.717	0.573	0.180	0.103	0.307	0.207	0.181	0.181	0.600	0.684	0.538	0.671	0.835
		0.229	24.80	23.60	23.60					Right Tis	0.174	0.138	0.052	0.042	0.226	0.180	0.214	0.101	0.306	0.206	0.154	0.154	0.404	0.456	0.344	0.433	0.603
DC_13A+66A	Axi 3	0.166	25.00	23.80	23.80	Axi 5				Left Cheek	0.136	0.136	0.359	0.280	0.485	0.418	0.401	0.150	0.520	0.520	0.283	0.283	0.886	1.005	0.768	0.851	1.221
		0.115	25.00	23.80	23.80					Left Tis	0.087	0.087	0.074	0.080	0.161	0.148	0.337	0.148	0.378	0.378	0.226	0.226	0.538	0.539	0.387	0.533	0.762
		0.180	25.00	23.80	23.80					Right	0.137	0.137	0.217	0.177	0.354	0.313	0.180	0.103	0.307	0.207	0.181	0.181	0.600	0.684	0.538	0.671	0.835
		0.108	25.00	23.80	23.80					Right Tis	0.082	0.082	0.052	0.042	0.134	0.124	0.214	0.101	0.306	0.206	0.154	0.154	0.404	0.456	0.344	0.433	0.598
DC_13A+66A	Axi 1	0.360	23.80	23.80	23.80	Axi 4				Left Cheek	0.360	0.286	0.101	0.080	0.461	0.376	0.401	0.150	0.520	0.520	0.283	0.283	0.882	0.981	0.744	0.833	1.176
		0.165	23.80	23.80	23.80					Left Tis	0.165	0.123	0.075	0.085	0.228	0.188	0.337	0.148	0.378	0.378	0.226	0.226	0.605	0.606	0.464	0.573	0.802
		0.783	23.80	23.80	23.80					Right	0.783	0.622	0.281	0.250	1.064	0.872	0.180	0.103	0.307	0.207	0.181	0.181	1.247	1.331	1.245	1.136	1.330
		0.220	23.80	23.80	23.80					Right Tis	0.220	0.175	0.108	0.086	0.328	0.271	0.214	0.101	0.306	0.206	0.154	0.154	0.542	0.594	0.482	0.526	0.691
DC_13A+66A	Axi 3	0.170	24.00	24.00	24.00	Axi 4				Left Cheek	0.170	0.170	0.101	0.080	0.271	0.280	0.401	0.150	0.520	0.520	0.283	0.283	0.672	0.791	0.554	0.683	1.003
		0.115	24.00	24.00	24.00					Left Tis	0.115	0.115	0.075	0.085	0.188	0.180	0.337	0.148	0.378	0.378	0.226	0.226	0.585	0.586	0.434	0.585	0.794
		0.174	24.00	24.00	24.00					Right	0.174	0.174	0.281	0.250	0.455	0.424	0.180	0.103	0.307	0.207	0.181	0.181	0.638	0.732	0.636	0.738	0.873
		0.114	24.00	24.00	24.00					Right Tis	0.114	0.114	0.108	0.086	0.222	0.210	0.214	0.101	0.306	0.206	0.154	0.154	0.436	0.488	0.376	0.485	0.630
DC_13A+66A	Axi 1	0.360	23.80	23.80	23.80	Axi 5				Left Cheek	0.360	0.286	0.359	0.280	0.719	0.578	0.401	0.150	0.520	0.520	0.283	0.283	1.130	1.239	1.002	1.011	1.381
		0.165	23.80	23.80	23.80					Left Tis	0.165	0.123	0.074	0.080	0.229	0.183	0.337	0.148	0.378	0.378	0.226	0.226	0.606	0.607	0.485	0.588	0.797
		0.783	23.80	23.80	23.80					Right	0.783	0.622	0.217	0.177	1.000	0.789	0.180	0.103	0.307	0.207	0.181	0.181	1.183	1.267	1.181	1.083	1.247
		0.220	23.80	23.80	23.80					Right Tis	0.220	0.175	0.052	0.042	0.272	0.217	0.214	0.101	0.306	0.206	0.154	0.154	0.486	0.528	0.428	0.472	0.627
DC_13A+66A	Axi 3	0.170	24.00	24.00	24.00	Axi 5				Left Cheek	0.170	0.170	0.359	0.280	0.539	0.462	0.401	0.150	0.520	0.520	0.283	0.283	0.930	1.049	0.812	0.886	1.285
		0.115	24.00	24.00	24.00					Left Tis	0.115	0.115	0.074	0.080	0.189	0.175	0.337	0.148	0.378	0.378	0.226	0.226	0.586	0.587	0.425	0.580	0.789
		0.174	24.00	24.00	24.00					Right	0.174	0.174	0.217	0.177	0.361	0.351	0.180	0.103	0.307	0.207	0.181	0.181	0.674	0.658	0.572	0.635	0.789
		0.114	24.00	24.00	24.00					Right Tis	0.114	0.114	0.052	0.042	0.166	0.156	0.214	0.101	0.306	0.206	0.154	0.154	0.380	0.432	0.320	0.411	0.576
DC_1A+3BA	Axi 1	0.084	21.30	21.30	20.30	Axi 4				Left Cheek	0.084	0.051	0.101	0.080	0.165	0.140	0.401	0.150	0.520	0.520	0.283	0.283	0.586	0.685	0.448	0.573	0.943
		0.015	21.30	21.30	20.30					Left Tis	0.015	0.012	0.075	0.085	0.088	0.077	0.337	0.148	0.378	0.378	0.226	0.226	0.485	0.486	0.324	0.442	0.691
		0.082	21.30	21.30	20.30					Right	0.082	0.065	0.281	0.250	0.383	0.316	0.180	0.103	0.307	0.207	0.181	0.181	0.546	0.630	0.544	0.630	0.784
		0.028	21.30	21.30	20.30					Right Tis	0.028	0.022	0.108	0.086	0.136	0.119	0.214	0.101	0.306	0.206	0.154	0.154	0.350	0.402	0.290	0.374	0.530
DC_1A+3BA	Axi 3	0.113	25.00	24.00	24.00	Axi 4				Left Cheek	0.080	0.080	0.101	0.080	0.190	0.179	0.401	0.150	0.520	0.520	0.283	0.283	0.591	0.710	0.473	0.612	0.982
		0.080	25.00	24.00	24.00					Left Tis	0.048	0.048	0.075	0.085	0.120	0.112	0.337	0.148	0.378	0.378	0.226	0.226	0.487	0.488	0.325	0.487	0.726
		0.117	25.00	24.00	24.00					Right	0.083	0.080	0.281	0.250	0.374	0.343	0.180	0.103	0.307	0.207	0.181	0.181	0.637	0.641	0.585	0.627	0.791
		0.020	25.00	24.00	24.00					Right Tis	0.020	0.020	0.108	0.086	0.108	0.086	0.214	0.101	0.306	0.206	0.154	0.154	0.322	0.374	0.282	0.351	0.516

DC_1A+3BA	Axi 1	0.064	21.30	21.30	20.30	Axi 5	0.474	22.70	20.10	19.60	Left Cheek	0.064	0.051	0.260	0.222	0.324	0.283	0.401	0.150	0.520	0.520	0.283	0.283	0.725	0.844	0.807	0.716	1.086
		0.015	21.30	21.30	20.30		0.185	22.70	20.10	19.60	Left Tip	0.015	0.010	0.102	0.091	0.117	0.103	0.377	0.148	0.378	0.378	0.226	0.226	0.404	0.405	0.323	0.488	0.717
		0.082	21.30	21.30	20.30		0.897	22.70	20.10	19.60	Right Cheek	0.082	0.085	0.483	0.438	0.575	0.554	0.182	0.103	0.267	0.267	0.181	0.181	0.728	0.842	0.756	0.788	0.920
		0.028	21.30	21.30	20.30		0.109	22.70	20.10	19.60	Right Tip	0.028	0.022	0.080	0.053	0.088	0.076	0.274	0.101	0.266	0.266	0.154	0.154	0.322	0.324	0.242	0.320	0.486
DC_1A+3BA	Axi 2	0.113	25.00	24.00	24.00	Axi 5	0.474	22.70	20.10	19.60	Left Cheek	0.060	0.080	0.260	0.222	0.320	0.322	0.401	0.150	0.520	0.520	0.283	0.283	0.751	0.870	0.833	0.735	1.135
		0.060	25.00	24.00	24.00		0.185	22.70	20.10	19.60	Left Tip	0.048	0.048	0.102	0.091	0.148	0.138	0.377	0.148	0.378	0.378	0.226	0.226	0.526	0.527	0.385	0.523	0.732
		0.117	25.00	24.00	24.00		0.897	22.70	20.10	19.60	Right Cheek	0.093	0.093	0.483	0.438	0.586	0.552	0.182	0.103	0.267	0.267	0.181	0.181	0.769	0.863	0.767	0.816	0.980
		0.050	25.00	24.00	24.00		0.109	22.70	20.10	19.60	Right Tip	0.000	0.000	0.080	0.053	0.060	0.053	0.274	0.101	0.266	0.266	0.154	0.154	0.274	0.326	0.214	0.308	0.475
DC_1A+3BA	Axi 1	0.277	23.90	20.70	20.30	Axi 4	0.369	19.10	15.90	15.40	Left Cheek	0.133	0.121	0.177	0.157	0.209	0.278	0.401	0.150	0.520	0.520	0.283	0.283	0.710	0.829	0.802	0.711	1.081
		0.108	23.90	20.70	20.30		0.449	19.10	15.90	15.40	Left Tip	0.052	0.047	0.215	0.192	0.267	0.229	0.377	0.148	0.378	0.378	0.226	0.226	0.644	0.645	0.503	0.624	0.853
		0.474	23.90	20.70	20.30		0.727	19.10	15.90	15.40	Right Cheek	0.227	0.207	0.348	0.310	0.575	0.517	0.182	0.103	0.267	0.267	0.181	0.181	0.758	0.842	0.756	0.801	0.965
		0.153	23.90	20.70	20.30		0.589	19.10	15.90	15.40	Right Tip	0.073	0.067	0.282	0.251	0.325	0.318	0.214	0.101	0.266	0.266	0.154	0.154	0.589	0.621	0.509	0.573	0.736
DC_1A+3BA	Axi 2	0.182	25.00	25.00	25.00	Axi 4	0.369	19.10	15.90	15.40	Left Cheek	0.182	0.182	0.177	0.157	0.209	0.278	0.401	0.150	0.520	0.520	0.283	0.283	0.740	0.859	0.822	0.732	1.122
		0.102	25.00	25.00	25.00		0.449	19.10	15.90	15.40	Left Tip	0.102	0.102	0.215	0.192	0.217	0.204	0.377	0.148	0.378	0.378	0.226	0.226	0.684	0.685	0.553	0.679	0.908
		0.150	25.00	25.00	25.00		0.727	19.10	15.90	15.40	Right Cheek	0.150	0.150	0.348	0.310	0.488	0.460	0.182	0.103	0.267	0.267	0.181	0.181	0.881	0.785	0.679	0.744	0.908
		0.074	25.00	25.00	25.00		0.589	19.10	15.90	15.40	Right Tip	0.074	0.074	0.282	0.251	0.265	0.255	0.214	0.101	0.266	0.266	0.154	0.154	0.570	0.622	0.510	0.580	0.745
DC_1A+3BA	Axi 1	0.277	23.90	20.70	20.30	Axi 5	0.474	22.70	20.10	19.60	Left Cheek	0.133	0.121	0.260	0.222	0.320	0.323	0.401	0.150	0.520	0.520	0.283	0.283	0.734	0.813	0.876	0.786	1.156
		0.108	23.90	20.70	20.30		0.185	22.70	20.10	19.60	Left Tip	0.052	0.047	0.102	0.091	0.153	0.138	0.377	0.148	0.378	0.378	0.226	0.226	0.530	0.531	0.389	0.523	0.732
		0.474	23.90	20.70	20.30		0.897	22.70	20.10	19.60	Right Cheek	0.227	0.207	0.483	0.438	0.720	0.646	0.182	0.103	0.267	0.267	0.181	0.181	0.803	0.887	0.901	0.930	1.094
		0.153	23.90	20.70	20.30		0.109	22.70	20.10	19.60	Right Tip	0.073	0.067	0.080	0.053	0.113	0.120	0.274	0.101	0.266	0.266	0.154	0.154	0.347	0.389	0.287	0.375	0.540
DC_1A+3BA	Axi 2	0.182	25.00	25.00	25.00	Axi 5	0.474	22.70	20.10	19.60	Left Cheek	0.162	0.162	0.260	0.222	0.422	0.384	0.401	0.150	0.520	0.520	0.283	0.283	0.823	0.842	0.705	0.827	1.187
		0.102	25.00	25.00	25.00		0.185	22.70	20.10	19.60	Left Tip	0.102	0.102	0.102	0.091	0.204	0.193	0.377	0.148	0.378	0.378	0.226	0.226	0.581	0.582	0.440	0.578	0.807
		0.150	25.00	25.00	25.00		0.897	22.70	20.10	19.60	Right Cheek	0.150	0.150	0.483	0.438	0.643	0.589	0.182	0.103	0.267	0.267	0.181	0.181	0.826	0.910	0.824	0.875	1.027
		0.074	25.00	25.00	25.00		0.109	22.70	20.10	19.60	Right Tip	0.074	0.074	0.080	0.053	0.134	0.127	0.274	0.101	0.266	0.266	0.154	0.154	0.348	0.400	0.288	0.382	0.547
DC_1A+3BA	Axi 1	0.377	24.80	23.60	22.80	Axi 4	0.369	19.10	15.90	15.40	Left Cheek	0.286	0.227	0.177	0.157	0.482	0.385	0.401	0.150	0.520	0.520	0.283	0.283	0.884	0.983	0.746	0.818	1.188
		0.183	24.80	23.60	22.80		0.449	19.10	15.90	15.40	Left Tip	0.124	0.098	0.215	0.192	0.339	0.290	0.377	0.148	0.378	0.378	0.226	0.226	0.716	0.717	0.575	0.675	0.904
		0.688	24.80	23.60	22.80		0.727	19.10	15.90	15.40	Right Cheek	0.489	0.386	0.348	0.310	0.847	0.707	0.182	0.103	0.267	0.267	0.181	0.181	1.020	1.114	1.028	0.981	1.155
		0.229	24.80	23.60	22.80		0.589	19.10	15.90	15.40	Right Tip	0.174	0.138	0.282	0.251	0.456	0.389	0.214	0.101	0.266	0.266	0.154	0.154	0.670	0.722	0.610	0.644	0.839
DC_1A+3BA	Axi 2	0.186	25.00	23.80	23.80	Axi 4	0.369	19.10	15.90	15.40	Left Cheek	0.126	0.126	0.177	0.157	0.303	0.283	0.401	0.150	0.520	0.520	0.283	0.283	0.704	0.823	0.886	0.716	1.086
		0.115	25.00	23.80	23.80		0.449	19.10	15.90	15.40	Left Tip	0.087	0.087	0.215	0.192	0.302	0.279	0.377	0.148	0.378	0.378	0.226	0.226	0.679	0.680	0.528	0.664	0.893
		0.180	25.00	23.80	23.80		0.727	19.10	15.90	15.40	Right Cheek	0.127	0.127	0.348	0.310	0.485	0.447	0.182	0.103	0.267	0.267	0.181	0.181	0.888	0.782	0.686	0.770	0.895
		0.108	25.00	23.80	23.80		0.589	19.10	15.90	15.40	Right Tip	0.082	0.082	0.282	0.251	0.364	0.323	0.274	0.101	0.266	0.266	0.154	0.154	0.578	0.620	0.518	0.588	0.750
DC_1A+3BA	Axi 1	0.377	24.80	23.60	22.80	Axi 5	0.474	22.70	20.10	19.60	Left Cheek	0.286	0.227	0.260	0.222	0.546	0.483	0.401	0.150	0.520	0.520	0.283	0.283	0.947	1.066	0.839	0.882	1.282
		0.183	24.80	23.60	22.80		0.185	22.70	20.10	19.60	Left Tip	0.124	0.098	0.102	0.091	0.225	0.189	0.377	0.148	0.378	0.378	0.226	0.226	0.682	0.683	0.461	0.574	0.803

		0.058	24.80	23.60	22.60					Right	0.499	0.336	0.493	0.438	0.502	0.436	0.183	0.103	0.267	0.267	0.181	0.181	1.175	1.259	1.173	1.120	1.264				
		0.229	24.80	23.60	22.60					0.109	22.70	20.10	19.60	Right Tis	0.174	0.138	0.090	0.053	0.234	0.191	0.214	0.101	0.266	0.266	0.154	0.154	0.448	0.500	0.388	0.446	0.611
DC_S5A+3BA	Axi 0	0.166	25.00	23.80	23.80	Axi 5				0.474	22.70	20.10	19.60	Left Cheek	0.126	0.126	0.260	0.220	0.386	0.358	0.401	0.150	0.520	0.520	0.283	0.283	0.787	0.906	0.689	0.779	1.161
		0.115	25.00	23.80	23.80					0.185	22.70	20.10	19.60	Left Tis	0.087	0.087	0.102	0.091	0.189	0.178	0.337	0.148	0.378	0.378	0.226	0.226	0.586	0.587	0.425	0.583	0.702
		0.180	25.00	23.80	23.80					0.607	22.70	20.10	19.60	Right	0.137	0.137	0.483	0.438	0.629	0.576	0.183	0.103	0.267	0.267	0.181	0.181	0.812	0.896	0.810	0.880	1.024
		0.108	25.00	23.80	23.80					0.109	22.70	20.10	19.60	Right Tis	0.082	0.082	0.090	0.053	0.142	0.135	0.214	0.101	0.266	0.266	0.154	0.154	0.356	0.408	0.296	0.380	0.505
DC_S5A+3BA	Axi 1	0.032	21.40	21.40	20.40	Axi 4				0.389	19.10	15.90	15.40	Left Cheek	0.032	0.025	0.177	0.157	0.209	0.183	0.401	0.150	0.520	0.520	0.283	0.283	0.610	0.739	0.482	0.616	0.986
		0.000	21.40	21.40	20.40					0.449	19.10	15.90	15.40	Left Tis	0.000	0.000	0.215	0.192	0.215	0.192	0.337	0.148	0.378	0.378	0.226	0.226	0.582	0.583	0.451	0.577	0.806
		0.070	21.40	21.40	20.40					0.727	19.10	15.90	15.40	Right	0.070	0.056	0.348	0.310	0.418	0.366	0.183	0.103	0.267	0.267	0.181	0.181	0.601	0.685	0.589	0.650	0.814
		0.000	21.40	21.40	20.40					0.589	19.10	15.90	15.40	Right Tis	0.000	0.000	0.282	0.251	0.282	0.251	0.214	0.101	0.266	0.266	0.154	0.154	0.486	0.548	0.436	0.506	0.671
DC_S5A+3BA	Axi 0	0.104	25.00	24.00	24.00	Axi 4				0.389	19.10	15.90	15.40	Left Cheek	0.122	0.122	0.177	0.157	0.209	0.280	0.401	0.150	0.520	0.520	0.283	0.283	0.700	0.819	0.582	0.713	1.083
		0.085	25.00	24.00	24.00					0.449	19.10	15.90	15.40	Left Tis	0.068	0.068	0.215	0.192	0.282	0.259	0.337	0.148	0.378	0.378	0.226	0.226	0.659	0.680	0.518	0.644	0.873
		0.132	25.00	24.00	24.00					0.727	19.10	15.90	15.40	Right	0.105	0.105	0.348	0.310	0.453	0.415	0.183	0.103	0.267	0.267	0.181	0.181	0.636	0.720	0.634	0.688	0.863
		0.045	25.00	24.00	24.00					0.589	19.10	15.90	15.40	Right Tis	0.036	0.036	0.282	0.251	0.318	0.287	0.214	0.101	0.266	0.266	0.154	0.154	0.532	0.584	0.472	0.542	0.707
DC_S5A+3BA	Axi 1	0.032	21.40	21.40	20.40	Axi 5				0.474	22.70	20.10	19.60	Left Cheek	0.022	0.025	0.260	0.220	0.292	0.258	0.401	0.150	0.520	0.520	0.283	0.283	0.883	0.812	0.575	0.691	1.091
		0.000	21.40	21.40	20.40					0.185	22.70	20.10	19.60	Left Tis	0.000	0.000	0.102	0.091	0.102	0.091	0.337	0.148	0.378	0.378	0.226	0.226	0.479	0.480	0.338	0.476	0.705
		0.070	21.40	21.40	20.40					0.607	22.70	20.10	19.60	Right	0.070	0.056	0.483	0.438	0.583	0.485	0.183	0.103	0.267	0.267	0.181	0.181	0.746	0.830	0.744	0.779	0.943
		0.000	21.40	21.40	20.40					0.109	22.70	20.10	19.60	Right Tis	0.000	0.000	0.090	0.053	0.090	0.053	0.214	0.101	0.266	0.266	0.154	0.154	0.214	0.326	0.214	0.308	0.473
DC_S5A+3BA	Axi 0	0.104	25.00	24.00	24.00	Axi 5				0.474	22.70	20.10	19.60	Left Cheek	0.122	0.122	0.260	0.220	0.383	0.354	0.401	0.150	0.520	0.520	0.283	0.283	0.794	0.883	0.686	0.797	1.157
		0.085	25.00	24.00	24.00					0.185	22.70	20.10	19.60	Left Tis	0.068	0.068	0.102	0.091	0.109	0.108	0.337	0.148	0.378	0.378	0.226	0.226	0.546	0.547	0.405	0.540	0.772
		0.132	25.00	24.00	24.00					0.607	22.70	20.10	19.60	Right	0.105	0.105	0.483	0.438	0.598	0.544	0.183	0.103	0.267	0.267	0.181	0.181	0.781	0.880	0.779	0.828	0.992
		0.045	25.00	24.00	24.00					0.109	22.70	20.10	19.60	Right Tis	0.026	0.026	0.090	0.053	0.096	0.089	0.214	0.101	0.266	0.266	0.154	0.154	0.310	0.382	0.250	0.344	0.509
DC_A6A+3A	Axi 1	0.064	21.30	21.30	20.30	Axi 4				0.389	19.50	14.90	14.40	Left Cheek	0.064	0.051	0.138	0.114	0.182	0.165	0.401	0.150	0.520	0.520	0.283	0.283	0.583	0.712	0.475	0.588	0.968
		0.015	21.30	21.30	20.30					0.449	19.50	14.90	14.40	Left Tis	0.015	0.012	0.156	0.139	0.171	0.151	0.337	0.148	0.378	0.378	0.226	0.226	0.548	0.549	0.407	0.536	0.785
		0.082	21.30	21.30	20.30					0.727	19.50	14.90	14.40	Right	0.082	0.065	0.322	0.225	0.334	0.290	0.183	0.103	0.267	0.267	0.181	0.181	0.517	0.601	0.515	0.574	0.728
		0.028	21.30	21.30	20.30					0.589	19.50	14.90	14.40	Right Tis	0.028	0.022	0.204	0.182	0.232	0.204	0.214	0.101	0.266	0.266	0.154	0.154	0.446	0.488	0.386	0.459	0.624
DC_A6A+3A	Axi 0	0.113	25.00	24.00	24.00	Axi 4				0.389	19.50	14.90	14.40	Left Cheek	0.080	0.080	0.128	0.114	0.218	0.204	0.401	0.150	0.520	0.520	0.283	0.283	0.819	0.728	0.501	0.627	1.007
		0.080	25.00	24.00	24.00					0.449	19.50	14.90	14.40	Left Tis	0.048	0.048	0.156	0.139	0.203	0.186	0.337	0.148	0.378	0.378	0.226	0.226	0.580	0.581	0.438	0.571	0.800
		0.117	25.00	24.00	24.00					0.727	19.50	14.90	14.40	Right	0.083	0.080	0.322	0.225	0.346	0.318	0.183	0.103	0.267	0.267	0.181	0.181	0.528	0.612	0.526	0.602	0.786
		0.000	25.00	24.00	24.00					0.589	19.50	14.90	14.40	Right Tis	0.000	0.000	0.204	0.182	0.204	0.182	0.214	0.101	0.266	0.266	0.154	0.154	0.418	0.470	0.358	0.437	0.602
DC_A6A+3A	Axi 1	0.064	21.30	21.30	20.30	Axi 5				0.474	22.60	19.10	18.60	Left Cheek	0.064	0.051	0.212	0.189	0.276	0.240	0.401	0.150	0.520	0.520	0.283	0.283	0.677	0.786	0.559	0.673	1.043
		0.015	21.30	21.30	20.30					0.185	22.60	19.10	18.60	Left Tis	0.015	0.012	0.090	0.074	0.098	0.086	0.337	0.148	0.378	0.378	0.226	0.226	0.475	0.476	0.324	0.471	0.700
		0.082	21.30	21.30	20.30					0.607	22.60	19.10	18.60	Right	0.082	0.085	0.481	0.487	0.483	0.422	0.183	0.103	0.267	0.267	0.181	0.181	0.688	0.720	0.684	0.708	0.870
		0.028	21.30	21.30	20.30					0.109	22.60	19.10	18.60	Right Tis	0.028	0.022	0.096	0.043	0.077	0.066	0.214	0.101	0.266	0.266	0.154	0.154	0.291	0.343	0.231	0.321	0.486

DC_14A+1A	Aex 3	0.113	25.00	24.00	24.00	Aex 5	0.474	22.60	19.10	18.60	Left Cheek	0.000	0.000	0.212	0.189	0.301	0.278	0.401	0.150	0.520	0.520	0.283	0.283	0.702	0.821	0.584	0.711	1.081
		0.080	25.00	24.00	24.00		0.185	22.60	19.10	18.60	Left Tip	0.048	0.048	0.085	0.074	0.130	0.121	0.337	0.148	0.378	0.378	0.226	0.226	0.507	0.528	0.365	0.536	0.735
		0.117	25.00	24.00	24.00		0.887	22.60	19.10	18.60	Right Cheek	0.003	0.003	0.401	0.287	0.494	0.483	0.183	0.183	0.287	0.287	0.181	0.181	0.677	0.761	0.675	0.734	0.888
		0.080	25.00	24.00	24.00		0.119	22.60	19.10	18.60	Right Tip	0.000	0.000	0.048	0.043	0.049	0.043	0.214	0.101	0.285	0.285	0.154	0.154	0.283	0.315	0.203	0.238	0.483
DC_13A+1A	Aex 1	0.377	24.80	23.60	22.80	Aex 4	0.365	19.50	14.90	14.40	Left Cheek	0.285	0.227	0.123	0.110	0.408	0.337	0.401	0.150	0.520	0.520	0.283	0.283	0.810	0.929	0.682	0.770	1.140
		0.163	24.80	23.60	22.80		0.406	19.50	14.90	14.40	Left Tip	0.124	0.088	0.141	0.125	0.264	0.224	0.337	0.148	0.378	0.378	0.226	0.226	0.641	0.642	0.500	0.609	0.838
		0.058	24.80	23.60	22.80		0.771	19.50	14.90	14.40	Right Cheek	0.489	0.336	0.287	0.228	0.706	0.625	0.183	0.183	0.287	0.287	0.181	0.181	0.949	1.033	0.947	0.919	1.083
		0.229	24.80	23.60	22.80		0.591	19.50	14.90	14.40	Right Tip	0.174	0.138	0.205	0.183	0.378	0.321	0.214	0.101	0.285	0.285	0.154	0.154	0.583	0.645	0.533	0.576	0.741
DC_12A+1A	Aex 2	0.166	25.00	23.80	23.80	Aex 4	0.325	19.50	14.90	14.40	Left Cheek	0.135	0.135	0.123	0.110	0.246	0.226	0.401	0.150	0.520	0.520	0.283	0.283	0.820	0.789	0.533	0.689	1.038
		0.115	25.00	23.80	23.80		0.406	19.50	14.90	14.40	Left Tip	0.087	0.087	0.141	0.125	0.228	0.213	0.337	0.148	0.378	0.378	0.226	0.226	0.605	0.606	0.464	0.538	0.827
		0.180	25.00	23.80	23.80		0.771	19.50	14.90	14.40	Right Cheek	0.137	0.117	0.287	0.228	0.404	0.375	0.183	0.183	0.287	0.287	0.181	0.181	0.587	0.671	0.585	0.609	0.823
		0.108	25.00	23.80	23.80		0.591	19.50	14.90	14.40	Right Tip	0.082	0.082	0.205	0.183	0.287	0.285	0.214	0.101	0.285	0.285	0.154	0.154	0.501	0.583	0.441	0.520	0.685
DC_11A+1A	Aex 1	0.377	24.80	23.60	22.80	Aex 5	0.641	22.60	19.10	18.60	Left Cheek	0.285	0.227	0.285	0.255	0.572	0.482	0.401	0.150	0.520	0.520	0.283	0.283	0.873	1.082	0.855	0.915	1.285
		0.163	24.80	23.60	22.80		0.185	22.60	19.10	18.60	Left Tip	0.124	0.088	0.083	0.074	0.206	0.172	0.337	0.148	0.378	0.378	0.226	0.226	0.583	0.584	0.442	0.537	0.785
		0.058	24.80	23.60	22.80		1.096	22.60	19.10	18.60	Right Cheek	0.489	0.336	0.480	0.406	0.889	0.823	0.183	0.183	0.287	0.287	0.181	0.181	1.172	1.256	1.170	1.117	1.281
		0.229	24.80	23.60	22.80		0.134	22.60	19.10	18.60	Right Tip	0.174	0.138	0.200	0.203	0.234	0.191	0.214	0.101	0.285	0.285	0.154	0.154	0.448	0.520	0.388	0.446	0.611
DC_10A+1A	Aex 3	0.166	25.00	23.80	23.80	Aex 5	0.641	22.60	19.10	18.60	Left Cheek	0.135	0.135	0.285	0.255	0.412	0.381	0.401	0.150	0.520	0.520	0.283	0.283	0.813	0.832	0.685	0.814	1.184
		0.115	25.00	23.80	23.80		0.185	22.60	19.10	18.60	Left Tip	0.087	0.087	0.083	0.074	0.170	0.161	0.337	0.148	0.378	0.378	0.226	0.226	0.547	0.548	0.406	0.546	0.775
		0.180	25.00	23.80	23.80		1.096	22.60	19.10	18.60	Right Cheek	0.137	0.117	0.480	0.406	0.826	0.573	0.183	0.183	0.287	0.287	0.181	0.181	0.820	0.883	0.807	0.807	1.021
		0.108	25.00	23.80	23.80		0.134	22.60	19.10	18.60	Right Tip	0.082	0.082	0.200	0.203	0.142	0.125	0.214	0.101	0.285	0.285	0.154	0.154	0.326	0.408	0.296	0.320	0.505
DC_9A+1A	Aex 1	0.433	22.90	20.70	20.30	Aex 4	0.325	19.50	14.90	14.40	Left Cheek	0.261	0.228	0.123	0.110	0.384	0.348	0.401	0.150	0.520	0.520	0.283	0.283	0.785	0.904	0.687	0.781	1.151
		0.189	22.90	20.70	20.30		0.406	19.50	14.90	14.40	Left Tip	0.114	0.104	0.141	0.125	0.255	0.229	0.337	0.148	0.378	0.378	0.226	0.226	0.632	0.633	0.491	0.614	0.843
		0.049	22.90	20.70	20.30		0.771	19.50	14.90	14.40	Right Cheek	0.512	0.487	0.287	0.228	0.779	0.705	0.183	0.183	0.287	0.287	0.181	0.181	0.882	1.046	0.980	0.989	1.183
		0.288	22.90	20.70	20.30		0.591	19.50	14.90	14.40	Right Tip	0.161	0.147	0.205	0.183	0.386	0.330	0.214	0.101	0.285	0.285	0.154	0.154	0.580	0.632	0.520	0.585	0.750
DC_8A+1A	Aex 2	0.112	25.00	23.80	23.80	Aex 4	0.325	19.50	14.90	14.40	Left Cheek	0.085	0.085	0.123	0.110	0.208	0.195	0.401	0.150	0.520	0.520	0.283	0.283	0.820	0.728	0.491	0.628	0.998
		0.041	25.00	23.80	23.80		0.406	19.50	14.90	14.40	Left Tip	0.031	0.031	0.141	0.125	0.172	0.157	0.337	0.148	0.378	0.378	0.226	0.226	0.549	0.550	0.408	0.542	0.771
		0.122	25.00	23.80	23.80		0.771	19.50	14.90	14.40	Right Cheek	0.083	0.080	0.287	0.228	0.380	0.331	0.183	0.183	0.287	0.287	0.181	0.181	0.543	0.627	0.541	0.615	0.779
		0.085	25.00	23.80	23.80		0.591	19.50	14.90	14.40	Right Tip	0.049	0.049	0.205	0.183	0.254	0.232	0.214	0.101	0.285	0.285	0.154	0.154	0.488	0.520	0.408	0.487	0.652
DC_7A+1A	Aex 1	0.433	22.90	20.70	20.30	Aex 5	0.641	22.60	19.10	18.60	Left Cheek	0.261	0.228	0.285	0.255	0.547	0.483	0.401	0.150	0.520	0.520	0.283	0.283	0.848	1.087	0.830	0.926	1.286
		0.189	22.90	20.70	20.30		0.185	22.60	19.10	18.60	Left Tip	0.114	0.104	0.083	0.074	0.197	0.178	0.337	0.148	0.378	0.378	0.226	0.226	0.574	0.575	0.433	0.583	0.750
		0.049	22.90	20.70	20.30		1.096	22.60	19.10	18.60	Right Cheek	0.512	0.487	0.480	0.406	1.001	0.903	0.183	0.183	0.287	0.287	0.181	0.181	1.184	1.289	1.182	1.187	1.281
		0.288	22.90	20.70	20.30		0.134	22.60	19.10	18.60	Right Tip	0.161	0.147	0.200	0.203	0.221	0.201	0.214	0.101	0.285	0.285	0.154	0.154	0.425	0.487	0.375	0.458	0.621
DC_6A+1A	Aex 2	0.112	25.00	23.80	23.80	Aex 5	0.641	22.60	19.10	18.60	Left Cheek	0.085	0.085	0.285	0.255	0.371	0.340	0.401	0.150	0.520	0.520	0.283	0.283	0.772	0.891	0.654	0.773	1.143
		0.041	25.00	23.80	23.80		0.185	22.60	19.10	18.60	Left Tip	0.031	0.031	0.083	0.074	0.114	0.105	0.337	0.148	0.378	0.378	0.226	0.226	0.491	0.492	0.350	0.490	0.719

		0.132	25.00	23.80	23.80					Right	0.003	0.000	0.490	0.406	0.592	0.529	0.185	0.103	0.307	0.207	0.181	0.181	0.765	0.849	0.763	0.813	0.977	
		0.085	25.00	23.80	23.80					Chew																		
		0.134	22.80	19.10	18.80					Right Tis	0.049	0.049	0.060	0.053	0.108	0.103	0.214	0.101	0.306	0.266	0.154	0.154	0.323	0.375	0.263	0.358	0.523	
		0.032	21.40	21.40	20.40					Left Chew	0.032	0.025	0.123	0.110	0.155	0.125	0.401	0.150	0.520	0.520	0.283	0.283	0.556	0.675	0.438	0.558	0.938	
		0.080	21.40	20.40	20.40					Left Tis	0.080	0.080	0.141	0.125	0.141	0.125	0.337	0.148	0.378	0.378	0.226	0.226	0.518	0.518	0.377	0.510	0.739	
		0.070	21.40	21.40	20.40					Right	0.070	0.056	0.207	0.228	0.337	0.284	0.183	0.103	0.207	0.207	0.181	0.181	0.520	0.604	0.518	0.578	0.742	
		0.080	21.40	21.40	20.40					Chew																		
		0.091	19.50	14.90	14.40					Right Tis	0.091	0.091	0.205	0.183	0.205	0.183	0.214	0.101	0.205	0.205	0.154	0.154	0.419	0.471	0.359	0.438	0.603	
		0.134	25.00	24.00	24.00					Left Chew	0.134	0.122	0.122	0.123	0.110	0.245	0.232	0.401	0.150	0.520	0.520	0.283	0.283	0.646	0.765	0.528	0.665	1.035
		0.085	25.00	24.00	24.00					Left Tis	0.085	0.085	0.141	0.125	0.208	0.183	0.337	0.148	0.378	0.378	0.226	0.226	0.585	0.586	0.444	0.578	0.807	
		0.132	25.00	24.00	24.00					Right	0.132	0.105	0.105	0.207	0.228	0.372	0.343	0.183	0.103	0.207	0.207	0.181	0.181	0.555	0.639	0.553	0.627	0.918
		0.045	25.00	24.00	24.00					Chew																		
		0.091	19.50	14.90	14.40					Right Tis	0.091	0.091	0.205	0.183	0.241	0.218	0.214	0.101	0.205	0.205	0.154	0.154	0.455	0.507	0.395	0.473	0.638	
		0.032	21.40	21.40	20.40					Left Chew	0.032	0.025	0.123	0.110	0.155	0.125	0.401	0.150	0.520	0.520	0.283	0.283	0.719	0.838	0.601	0.714	1.084	
		0.080	21.40	21.40	20.40					Left Tis	0.080	0.080	0.083	0.074	0.083	0.074	0.337	0.148	0.378	0.378	0.226	0.226	0.480	0.481	0.319	0.459	0.686	
		0.070	21.40	21.40	20.40					Right	0.070	0.056	0.490	0.406	0.590	0.492	0.183	0.103	0.207	0.207	0.181	0.181	0.743	0.827	0.741	0.776	0.940	
		0.080	21.40	21.40	20.40					Chew																		
		0.134	22.80	19.10	18.80					Right Tis	0.090	0.090	0.090	0.053	0.080	0.053	0.214	0.101	0.205	0.205	0.154	0.154	0.274	0.326	0.214	0.308	0.473	
		0.041	22.80	19.10	18.80					Left Chew	0.122	0.122	0.286	0.255	0.409	0.378	0.401	0.150	0.520	0.520	0.283	0.283	0.810	0.929	0.682	0.811	1.181	
		0.185	22.80	19.10	18.80					Left Tis	0.068	0.068	0.083	0.074	0.153	0.141	0.337	0.148	0.378	0.378	0.226	0.226	0.527	0.528	0.386	0.526	0.755	
		0.132	25.00	24.00	24.00					Right	0.105	0.105	0.490	0.406	0.594	0.541	0.183	0.103	0.207	0.207	0.181	0.181	0.777	0.861	0.775	0.825	0.989	
		0.045	25.00	24.00	24.00					Chew																		
		0.134	22.80	19.10	18.80					Right Tis	0.036	0.036	0.080	0.053	0.056	0.083	0.214	0.101	0.205	0.205	0.154	0.154	0.310	0.362	0.250	0.344	0.539	

Note:
1. The Highest Summed Iq SAR is 1.482 W/kg, < 1.6 W/kg, so Simultaneous Transmission SAR test is not required.

12.2.10 Body-Worn Simultaneous Transmission SAR Evaluation for ENDC and WLAN and BT

Band	LTE Access	4G				ENDC				NR Access	SA				ENDC				Position	Stand alone SAR																SUM SAR				
		SAR	LTE Max Power	LTE Max Power	LTE Max Power	NR SAR	NR Max Power	NR Max Power	NR Max Power		LTE SAR	LTE SAR	NR SAR	NR SAR	1								Bluetooth								1+3	1+5	1+7	2+4+8	2+6+8					
															2	3	4	5		6	7	8	Bluetooth				Bluetooth													
															ENDC	ENDC	2.4GHzWi-Fi	2.4GHzWi-Fi		5GHzWi-Fi	5GHzWi-Fi	Bluetooth	Bluetooth	Bluetooth	Bluetooth															
DC_7A+4A	Aix 4	0.164	22.40	19.10	19.30	Aix 1	0.135	24.00	21.00	20.30	Front Side	0.077	0.064	0.068	0.058	0.144	0.121	0.126	0.067	0.176	0.176	0.009	0.009	0.270	0.320	0.153	0.197	0.306												
		0.195	22.40	19.10	19.30		0.239	24.00	21.00	20.30	Back Side	0.091	0.076	0.120	0.102	0.211	0.179	0.275	0.109	0.303	0.303	0.014	0.014	0.483	0.564	0.225	0.301	0.545												
DC_7A+5A	Aix 5	0.181	23.00	20.00	20.10	Aix 1	0.135	24.00	21.00	20.30	Front Side	0.091	0.080	0.098	0.058	0.138	0.140	0.126	0.067	0.176	0.176	0.009	0.009	0.284	0.324	0.167	0.216	0.325												
		0.306	23.00	20.00	20.10		0.239	24.00	21.00	20.30	Back Side	0.153	0.140	0.120	0.102	0.273	0.242	0.275	0.109	0.303	0.303	0.014	0.014	0.545	0.626	0.287	0.365	0.609												
DC_7A+6A	Aix 4	0.164	22.40	19.10	19.30	Aix 0	0.095	25.00	25.00	25.00	Front Side	0.077	0.064	0.096	0.086	0.173	0.160	0.126	0.067	0.176	0.176	0.009	0.009	0.299	0.349	0.182	0.226	0.346												
		0.195	22.40	19.10	19.30		0.130	25.00	25.00	25.00	Back Side	0.091	0.076	0.120	0.102	0.241	0.226	0.275	0.109	0.303	0.303	0.014	0.014	0.513	0.594	0.255	0.349	0.590												
DC_7A+8A	Aix 5	0.181	23.00	20.00	20.10	Aix 0	0.096	25.00	25.00	25.00	Front Side	0.091	0.080	0.098	0.086	0.167	0.179	0.126	0.067	0.176	0.176	0.009	0.009	0.313	0.363	0.196	0.255	0.364												
		0.306	23.00	20.00	20.10		0.130	25.00	25.00	25.00	Back Side	0.153	0.140	0.120	0.102	0.303	0.290	0.275	0.109	0.303	0.303	0.014	0.014	0.575	0.656	0.317	0.413	0.667												
DC_8A+4A	Aix 4	0.126	23.00	19.80	17.00	Aix 1	0.126	24.00	21.00	20.30	Front Side	0.046	0.030	0.068	0.058	0.113	0.088	0.126	0.067	0.176	0.176	0.009	0.009	0.239	0.289	0.122	0.164	0.273												
		0.148	23.00	19.80	17.00		0.239	24.00	21.00	20.30	Back Side	0.054	0.036	0.120	0.102	0.174	0.137	0.275	0.109	0.303	0.303	0.014	0.014	0.446	0.527	0.188	0.260	0.504												
DC_8A+5A	Aix 5	0.141	23.80	20.00	19.20	Aix 1	0.126	24.00	21.00	20.30	Front Side	0.059	0.049	0.098	0.058	0.126	0.106	0.126	0.067	0.176	0.176	0.009	0.009	0.292	0.362	0.125	0.162	0.291												
		0.208	23.80	20.00	19.20		0.239	24.00	21.00	20.30	Back Side	0.087	0.072	0.120	0.102	0.206	0.174	0.275	0.109	0.303	0.303	0.014	0.014	0.478	0.559	0.220	0.297	0.541												
DC_8A+6A	Aix 4	0.126	23.00	19.80	17.00	Aix 0	0.096	25.00	25.00	25.00	Front Side	0.046	0.030	0.096	0.086	0.142	0.126	0.126	0.067	0.176	0.176	0.009	0.009	0.268	0.318	0.151	0.202	0.311												
		0.148	23.00	19.80	17.00		0.130	25.00	25.00	25.00	Back Side	0.054	0.036	0.120	0.102	0.204	0.166	0.275	0.109	0.303	0.303	0.014	0.014	0.476	0.557	0.219	0.309	0.523												
DC_8A+8A	Aix 5	0.141	23.80	20.00	19.20	Aix 0	0.096	25.00	25.00	25.00	Front Side	0.059	0.049	0.098	0.086	0.155	0.145	0.126	0.067	0.176	0.176	0.009	0.009	0.281	0.331	0.164	0.221	0.330												
		0.208	23.80	20.00	19.20		0.130	25.00	25.00	25.00	Back Side	0.087	0.072	0.120	0.102	0.207	0.222	0.275	0.109	0.303	0.303	0.014	0.014	0.509	0.590	0.251	0.345	0.588												
DC_2A+3A	Aix 1	0.090	21.00	21.00	20.00	Aix 4	0.115	22.10	19.80	17.00	Front Side	0.000	0.000	0.054	0.086	0.054	0.036	0.126	0.067	0.176	0.176	0.009	0.009	0.180	0.230	0.083	0.112	0.221												
		0.044	21.00	21.00	20.00		0.126	22.10	19.80	17.00	Back Side	0.044	0.035	0.059	0.039	0.103	0.074	0.275	0.109	0.303	0.303	0.014	0.014	0.275	0.405	0.117	0.167	0.441												

DC_2A+2A	Ant.2	0.007	22.40	18.40	18.80	Ant.4	0.115	22.10	18.80	17.00	Front Side 15mm	0.004	0.008	0.004	0.006	0.007	0.003	0.126	0.007	0.176	0.176	0.009	0.009	0.213	0.203	0.096	0.139	0.246	
		0.117	22.40	18.40	18.80		0.126	22.10	18.80	17.00	Back Side 15mm	0.009	0.049	0.009	0.009	0.118	0.008	0.272	0.109	0.303	0.303	0.014	0.014	0.300	0.471	0.132	0.211	0.405	
DC_2B+2A	Ant.1	0.000	21.00	21.00	20.00	Ant.5	0.001	23.20	20.00	19.20	Front Side 15mm	0.000	0.000	0.000	0.000	0.000	0.000	0.000	0.126	0.007	0.176	0.176	0.009	0.009	0.126	0.176	0.009	0.076	0.185
		0.044	21.00	21.00	20.00		0.000	23.20	20.00	19.20	Back Side 15mm	0.044	0.005	0.009	0.024	0.073	0.009	0.272	0.109	0.303	0.303	0.014	0.014	0.345	0.406	0.087	0.182	0.426	
DC_2A+2A	Ant.2	0.007	22.40	18.40	18.80	Ant.5	0.001	23.20	20.00	19.20	Front Side 15mm	0.004	0.008	0.000	0.000	0.004	0.008	0.126	0.007	0.176	0.176	0.009	0.009	0.180	0.210	0.043	0.104	0.213	
		0.117	22.40	18.40	18.80		0.000	23.20	20.00	19.20	Back Side 15mm	0.009	0.049	0.009	0.024	0.087	0.073	0.272	0.109	0.303	0.303	0.014	0.014	0.320	0.440	0.101	0.156	0.440	
DC_4A+2A	Ant.1	0.008	21.30	20.80	19.80	Ant.4	0.115	22.10	18.80	17.00	Front Side 15mm	0.005	0.020	0.004	0.006	0.079	0.005	0.126	0.007	0.176	0.176	0.009	0.009	0.205	0.205	0.088	0.133	0.240	
		0.001	21.30	20.80	19.80		0.126	22.10	18.80	17.00	Back Side 15mm	0.045	0.006	0.009	0.009	0.104	0.075	0.272	0.109	0.303	0.303	0.014	0.014	0.376	0.457	0.118	0.198	0.442	
DC_4A+2A	Ant.5	0.114	23.80	20.00	19.20	Ant.4	0.115	22.10	18.80	17.00	Front Side 15mm	0.048	0.040	0.004	0.006	0.101	0.075	0.126	0.007	0.176	0.176	0.009	0.009	0.227	0.227	0.110	0.151	0.300	
		0.102	23.80	20.00	19.20		0.126	22.10	18.80	17.00	Back Side 15mm	0.009	0.006	0.009	0.009	0.126	0.000	0.272	0.109	0.303	0.303	0.014	0.014	0.388	0.479	0.140	0.218	0.462	
DC_4A+2A	Ant.1	0.008	21.30	20.80	19.80	Ant.5	0.001	23.20	20.00	19.20	Front Side 15mm	0.005	0.020	0.000	0.000	0.005	0.000	0.126	0.007	0.176	0.176	0.009	0.009	0.151	0.201	0.054	0.096	0.205	
		0.001	21.30	20.80	19.80		0.000	23.20	20.00	19.20	Back Side 15mm	0.045	0.006	0.009	0.024	0.074	0.000	0.272	0.109	0.303	0.303	0.014	0.014	0.346	0.427	0.088	0.180	0.427	
DC_4A+2A	Ant.5	0.114	23.80	20.00	19.20	Ant.5	0.001	23.20	20.00	19.20	Front Side 15mm	0.048	0.040	0.000	0.000	0.048	0.040	0.126	0.007	0.176	0.176	0.009	0.009	0.174	0.224	0.057	0.116	0.225	
		0.102	23.80	20.00	19.20		0.000	23.20	20.00	19.20	Back Side 15mm	0.009	0.006	0.009	0.024	0.006	0.000	0.272	0.109	0.303	0.303	0.014	0.014	0.388	0.469	0.110	0.203	0.447	
DC_5A+2A	Ant.1	0.086	24.00	18.80	19.00	Ant.4	0.115	22.10	18.10	18.70	Front Side 15mm	0.003	0.007	0.006	0.003	0.000	0.000	0.126	0.007	0.176	0.176	0.009	0.009	0.216	0.206	0.089	0.156	0.205	
		0.140	24.00	18.80	19.00		0.126	22.10	18.10	18.70	Back Side 15mm	0.003	0.044	0.003	0.006	0.116	0.102	0.272	0.109	0.303	0.303	0.014	0.014	0.388	0.469	0.130	0.225	0.449	
DC_5A+2A	Ant.2	0.100	25.00	22.30	21.80	Ant.4	0.115	22.10	18.10	18.70	Front Side 15mm	0.009	0.003	0.008	0.003	0.116	0.105	0.126	0.007	0.176	0.176	0.009	0.009	0.240	0.200	0.105	0.181	0.200	
		0.139	25.00	22.30	21.80		0.126	22.10	18.10	18.70	Back Side 15mm	0.075	0.007	0.003	0.008	0.138	0.124	0.272	0.109	0.303	0.303	0.014	0.014	0.410	0.491	0.102	0.247	0.491	
DC_5A+2A	Ant.1	0.086	24.00	18.80	19.00	Ant.5	0.001	23.20	20.20	19.70	Front Side 15mm	0.003	0.007	0.001	0.000	0.003	0.000	0.126	0.007	0.176	0.176	0.009	0.009	0.159	0.209	0.042	0.104	0.213	
		0.140	24.00	18.80	19.00		0.000	23.20	20.20	19.70	Back Side 15mm	0.003	0.044	0.000	0.007	0.083	0.071	0.272	0.109	0.303	0.303	0.014	0.014	0.305	0.406	0.087	0.194	0.408	
DC_5A+2A	Ant.2	0.100	25.00	22.30	21.80	Ant.5	0.001	23.20	20.20	19.70	Front Side 15mm	0.009	0.003	0.001	0.000	0.009	0.003	0.126	0.007	0.176	0.176	0.009	0.009	0.180	0.220	0.080	0.129	0.228	
		0.139	25.00	22.30	21.80		0.000	23.20	20.20	19.70	Back Side 15mm	0.075	0.007	0.000	0.007	0.105	0.003	0.272	0.109	0.303	0.303	0.014	0.014	0.377	0.458	0.119	0.216	0.460	

DC_12A+7A	Axi 1	0.123	24.80	23.00	20.40	Axi 4	0.115	22.10	19.10	18.70	Front Side 15mm	0.074	0.046	0.058	0.053	0.132	0.087	0.128	0.087	0.176	0.176	0.009	0.009	0.258	0.308	0.141	0.173	0.282
		0.201	24.80	23.00	20.40		0.126	22.10	19.10	18.70	Back Side 15mm	0.121	0.073	0.063	0.058	0.184	0.131	0.272	0.109	0.303	0.303	0.014	0.014	0.406	0.537	0.198	0.254	0.498
DC_12A+7A	Axi 0	0.177	25.00	23.30	20.80	Axi 4	0.115	22.10	19.10	18.70	Front Side 15mm	0.120	0.134	0.058	0.053	0.177	0.187	0.128	0.087	0.176	0.176	0.009	0.009	0.303	0.303	0.186	0.203	0.372
		0.210	25.00	23.30	20.80		0.126	22.10	19.10	18.70	Back Side 15mm	0.142	0.159	0.063	0.058	0.205	0.217	0.272	0.109	0.303	0.303	0.014	0.014	0.477	0.558	0.219	0.340	0.584
DC_12A+7A	Axi 1	0.123	24.80	23.00	20.40	Axi 5	0.001	23.20	20.20	19.70	Front Side 15mm	0.074	0.046	0.001	0.000	0.075	0.045	0.128	0.087	0.176	0.176	0.009	0.009	0.201	0.251	0.084	0.121	0.230
		0.201	24.80	23.00	20.40		0.080	23.20	20.20	19.70	Back Side 15mm	0.121	0.073	0.030	0.027	0.151	0.100	0.272	0.109	0.303	0.303	0.014	0.014	0.423	0.504	0.165	0.223	0.487
DC_12A+7A	Axi 0	0.177	25.00	23.30	20.80	Axi 5	0.001	23.20	20.20	19.70	Front Side 15mm	0.120	0.134	0.001	0.000	0.120	0.125	0.128	0.087	0.176	0.176	0.009	0.009	0.246	0.296	0.129	0.211	0.320
		0.210	25.00	23.30	20.80		0.080	23.20	20.20	19.70	Back Side 15mm	0.142	0.159	0.030	0.027	0.172	0.185	0.272	0.109	0.303	0.303	0.014	0.014	0.444	0.525	0.186	0.309	0.553
DC_65A+7A	Axi 1	0.047	21.40	20.80	19.80	Axi 4	0.115	22.10	19.80	17.00	Front Side 15mm	0.041	0.033	0.054	0.026	0.095	0.068	0.128	0.087	0.176	0.176	0.009	0.009	0.221	0.271	0.104	0.144	0.203
		0.056	21.40	20.80	19.80		0.128	22.10	19.80	17.00	Back Side 15mm	0.049	0.039	0.059	0.028	0.108	0.079	0.272	0.109	0.303	0.303	0.014	0.014	0.380	0.481	0.122	0.201	0.446
DC_65A+7A	Axi 0	0.141	22.30	20.00	19.20	Axi 4	0.115	22.10	19.80	17.00	Front Side 15mm	0.083	0.069	0.054	0.026	0.127	0.105	0.128	0.087	0.176	0.176	0.009	0.009	0.283	0.313	0.146	0.181	0.280
		0.208	22.30	20.00	19.20		0.126	22.10	19.80	17.00	Back Side 15mm	0.122	0.110	0.059	0.028	0.181	0.141	0.272	0.109	0.303	0.303	0.014	0.014	0.453	0.534	0.195	0.264	0.508
DC_65A+7A	Axi 1	0.047	21.40	20.80	19.80	Axi 5	0.001	23.20	20.00	19.20	Front Side 15mm	0.041	0.033	0.000	0.000	0.041	0.033	0.128	0.087	0.176	0.176	0.009	0.009	0.187	0.217	0.093	0.128	0.218
		0.056	21.40	20.80	19.80		0.080	23.20	20.00	19.20	Back Side 15mm	0.049	0.039	0.029	0.024	0.077	0.063	0.272	0.109	0.303	0.303	0.014	0.014	0.349	0.420	0.091	0.186	0.430
DC_65A+7A	Axi 0	0.141	22.30	20.00	19.20	Axi 5	0.001	23.20	20.00	19.20	Front Side 15mm	0.083	0.069	0.000	0.000	0.084	0.069	0.128	0.087	0.176	0.176	0.009	0.009	0.210	0.260	0.083	0.145	0.254
		0.208	22.30	20.00	19.20		0.080	23.20	20.00	19.20	Back Side 15mm	0.122	0.110	0.029	0.024	0.151	0.126	0.272	0.109	0.303	0.303	0.014	0.014	0.423	0.504	0.165	0.249	0.450
DC_2A+85A	Axi 1	0.020	21.00	21.00	20.00	Axi 4	0.112	23.10	19.90	18.10	Front Side 15mm	0.020	0.020	0.020	0.042	0.020	0.042	0.128	0.087	0.176	0.176	0.009	0.009	0.176	0.226	0.029	0.118	0.227
		0.044	21.00	21.00	20.00		0.121	23.10	19.90	18.10	Back Side 15mm	0.044	0.025	0.027	0.048	0.101	0.063	0.272	0.109	0.303	0.303	0.014	0.014	0.373	0.454	0.115	0.206	0.480
DC_2A+85A	Axi 0	0.027	22.40	19.40	18.80	Axi 4	0.112	23.10	19.90	18.10	Front Side 15mm	0.024	0.028	0.020	0.042	0.084	0.070	0.128	0.087	0.176	0.176	0.009	0.009	0.210	0.260	0.083	0.146	0.225
		0.117	22.40	19.40	18.80		0.121	23.10	19.90	18.10	Back Side 15mm	0.029	0.049	0.027	0.048	0.116	0.087	0.272	0.109	0.303	0.303	0.014	0.014	0.388	0.489	0.130	0.220	0.464
DC_2A+85A	Axi 1	0.020	21.00	21.00	20.00	Axi 5	0.104	24.30	20.70	19.90	Front Side 15mm	0.020	0.020	0.027	0.026	0.027	0.020	0.128	0.087	0.176	0.176	0.009	0.009	0.183	0.243	0.076	0.122	0.241
		0.044	21.00	21.00	20.00		0.207	24.30	20.70	19.90	Back Side 15mm	0.044	0.025	0.030	0.075	0.134	0.110	0.272	0.109	0.303	0.303	0.014	0.014	0.406	0.487	0.148	0.233	0.477

DC_28~65A	Apt.0	0.007	22.40	18.40	18.80	Apt.5	0.104	24.30	20.70	19.90	Front Side 15mm	0.004	0.008	0.007	0.006	0.100	0.004	0.126	0.007	0.176	0.176	0.009	0.009	0.227	0.277	0.110	0.160	0.209
		0.117	22.40	18.40	18.80		0.207	24.30	20.70	19.90	Back Side 15mm	0.009	0.049	0.000	0.075	0.149	0.104	0.272	0.109	0.303	0.303	0.014	0.014	0.421	0.532	0.183	0.247	0.491
DC_5A~65A	Apt.1	0.006	24.00	18.80	19.00	Apt.4	0.102	23.10	18.90	18.10	Front Side 15mm	0.003	0.007	0.000	0.040	0.080	0.000	0.126	0.007	0.176	0.176	0.009	0.009	0.200	0.200	0.080	0.146	0.204
		0.140	24.00	18.80	19.00		0.101	23.10	18.90	18.10	Back Side 15mm	0.003	0.044	0.007	0.048	0.111	0.002	0.272	0.109	0.303	0.303	0.014	0.014	0.383	0.464	0.125	0.215	0.400
DC_5A~65A	Apt.0	0.109	25.00	20.30	21.80	Apt.4	0.102	23.10	18.90	18.10	Front Side 15mm	0.009	0.002	0.000	0.040	0.109	0.004	0.126	0.007	0.176	0.176	0.009	0.009	0.200	0.200	0.118	0.170	0.279
		0.100	25.00	20.30	21.80		0.101	23.10	18.90	18.10	Back Side 15mm	0.075	0.007	0.007	0.048	0.102	0.114	0.272	0.109	0.303	0.303	0.014	0.014	0.404	0.400	0.146	0.207	0.481
DC_5A~65A	Apt.1	0.006	24.00	18.80	19.00	Apt.5	0.104	24.30	20.70	19.90	Front Side 15mm	0.003	0.007	0.007	0.006	0.100	0.003	0.126	0.007	0.176	0.176	0.009	0.009	0.200	0.200	0.109	0.159	0.209
		0.140	24.00	18.80	19.00		0.207	24.30	20.70	19.90	Back Side 15mm	0.003	0.044	0.000	0.075	0.144	0.119	0.272	0.109	0.303	0.303	0.014	0.014	0.416	0.407	0.158	0.242	0.486
DC_5A~65A	Apt.0	0.109	25.00	20.30	21.80	Apt.5	0.104	24.30	20.70	19.90	Front Side 15mm	0.009	0.002	0.007	0.006	0.106	0.108	0.126	0.007	0.176	0.176	0.009	0.009	0.200	0.200	0.135	0.184	0.200
		0.100	25.00	20.30	21.80		0.207	24.30	20.70	19.90	Back Side 15mm	0.075	0.007	0.000	0.075	0.100	0.142	0.272	0.109	0.303	0.303	0.014	0.014	0.407	0.518	0.179	0.200	0.500
DC_7A~65A	Apt.1	0.114	21.10	21.10	20.30	Apt.4	0.102	23.10	18.90	18.10	Front Side 15mm	0.114	0.006	0.000	0.040	0.104	0.107	0.126	0.007	0.176	0.176	0.009	0.009	0.200	0.200	0.173	0.213	0.322
		0.118	21.10	21.10	20.30		0.101	23.10	18.90	18.10	Back Side 15mm	0.118	0.008	0.007	0.048	0.175	0.146	0.272	0.109	0.303	0.303	0.014	0.014	0.447	0.528	0.189	0.209	0.513
DC_7A~65A	Apt.5	0.101	23.00	20.00	20.10	Apt.4	0.102	23.10	18.90	18.10	Front Side 15mm	0.001	0.000	0.000	0.040	0.141	0.104	0.126	0.007	0.176	0.176	0.009	0.009	0.200	0.200	0.100	0.200	0.300
		0.306	23.00	20.00	20.10		0.101	23.10	18.90	18.10	Back Side 15mm	0.103	0.140	0.007	0.048	0.211	0.188	0.272	0.109	0.303	0.303	0.014	0.014	0.483	0.504	0.220	0.311	0.500
DC_7A~65A	Apt.1	0.114	21.10	21.10	20.30	Apt.5	0.104	24.30	20.70	19.90	Front Side 15mm	0.114	0.006	0.007	0.006	0.101	0.101	0.126	0.007	0.176	0.176	0.009	0.009	0.200	0.200	0.190	0.227	0.336
		0.118	21.10	21.10	20.30		0.207	24.30	20.70	19.90	Back Side 15mm	0.118	0.008	0.000	0.075	0.208	0.173	0.272	0.109	0.303	0.303	0.014	0.014	0.480	0.501	0.222	0.296	0.540
DC_7A~65A	Apt.5	0.101	23.00	20.00	20.10	Apt.5	0.104	24.30	20.70	19.90	Front Side 15mm	0.001	0.000	0.007	0.006	0.109	0.100	0.126	0.007	0.176	0.176	0.009	0.009	0.200	0.200	0.107	0.210	0.304
		0.306	23.00	20.00	20.10		0.207	24.30	20.70	19.90	Back Side 15mm	0.103	0.140	0.000	0.075	0.244	0.215	0.272	0.109	0.303	0.303	0.014	0.014	0.516	0.507	0.258	0.338	0.500
DC_10A~65A	Apt.1	0.103	24.80	20.80	20.40	Apt.4	0.102	23.10	18.90	18.10	Front Side 15mm	0.074	0.040	0.000	0.040	0.124	0.006	0.126	0.007	0.176	0.176	0.009	0.009	0.200	0.200	0.133	0.162	0.271
		0.201	24.80	20.80	20.40		0.101	23.10	18.90	18.10	Back Side 15mm	0.121	0.073	0.007	0.048	0.179	0.121	0.272	0.109	0.303	0.303	0.014	0.014	0.451	0.532	0.193	0.244	0.488
DC_10A~65A	Apt.0	0.177	25.00	20.30	20.80	Apt.4	0.102	23.10	18.90	18.10	Front Side 15mm	0.100	0.104	0.000	0.040	0.170	0.176	0.126	0.007	0.176	0.176	0.009	0.009	0.200	0.200	0.179	0.202	0.301
		0.210	25.00	20.30	20.80		0.101	23.10	18.90	18.10	Back Side 15mm	0.142	0.109	0.007	0.048	0.199	0.207	0.272	0.109	0.303	0.303	0.014	0.014	0.471	0.502	0.213	0.330	0.574

DC_13A+66A	Axi 1	0.123	24.80	23.60	20.40	Axi 5	0.154	24.30	20.70	19.90	Front Side 15mm	0.074	0.046	0.067	0.056	0.141	0.101	0.126	0.067	0.176	0.176	0.009	0.009	0.267	0.317	0.150	0.177	0.286
		0.201	24.80	23.60	20.40		0.207	24.30	20.70	19.90	Back Side 15mm	0.121	0.073	0.080	0.075	0.211	0.148	0.272	0.109	0.303	0.303	0.014	0.014	0.483	0.564	0.225	0.271	0.515
DC_13A+66A	Axi 0	0.177	25.00	23.30	23.80	Axi 5	0.154	24.30	20.70	19.90	Front Side 15mm	0.120	0.134	0.067	0.056	0.167	0.190	0.126	0.067	0.176	0.176	0.009	0.009	0.213	0.363	0.196	0.266	0.375
		0.210	25.00	23.30	23.80		0.207	24.30	20.70	19.90	Back Side 15mm	0.142	0.119	0.080	0.075	0.232	0.234	0.272	0.109	0.303	0.303	0.014	0.014	0.504	0.585	0.246	0.307	0.601
DC_13A+66A	Axi 1	0.120	23.80	23.80	20.80	Axi 4	0.152	23.10	18.90	18.10	Front Side 15mm	0.065	0.057	0.050	0.042	0.146	0.089	0.126	0.067	0.176	0.176	0.009	0.009	0.272	0.322	0.155	0.175	0.284
		0.201	23.80	23.80	20.80		0.151	23.10	18.90	18.10	Back Side 15mm	0.221	0.139	0.057	0.048	0.289	0.187	0.272	0.109	0.303	0.303	0.014	0.014	0.581	0.642	0.303	0.310	0.554
DC_13A+66A	Axi 0	0.108	24.00	23.50	24.00	Axi 4	0.152	23.10	18.90	18.10	Front Side 15mm	0.066	0.108	0.050	0.042	0.146	0.100	0.126	0.067	0.176	0.176	0.009	0.009	0.272	0.322	0.155	0.226	0.335
		0.127	24.00	23.50	24.00		0.151	23.10	18.90	18.10	Back Side 15mm	0.122	0.117	0.057	0.048	0.180	0.185	0.272	0.109	0.303	0.303	0.014	0.014	0.452	0.533	0.194	0.308	0.552
DC_13A+66A	Axi 1	0.120	23.80	23.80	20.80	Axi 5	0.154	24.30	20.70	19.90	Front Side 15mm	0.065	0.057	0.067	0.056	0.163	0.113	0.126	0.067	0.176	0.176	0.009	0.009	0.289	0.339	0.172	0.189	0.298
		0.201	23.80	23.80	20.80		0.207	24.30	20.70	19.90	Back Side 15mm	0.221	0.139	0.080	0.075	0.322	0.214	0.272	0.109	0.303	0.303	0.014	0.014	0.584	0.675	0.338	0.357	0.581
DC_13A+66A	Axi 0	0.108	24.00	23.50	24.00	Axi 5	0.154	24.30	20.70	19.90	Front Side 15mm	0.066	0.108	0.067	0.056	0.163	0.164	0.126	0.067	0.176	0.176	0.009	0.009	0.289	0.339	0.172	0.240	0.349
		0.127	24.00	23.50	24.00		0.207	24.30	20.70	19.90	Back Side 15mm	0.122	0.117	0.080	0.075	0.212	0.212	0.272	0.109	0.303	0.303	0.014	0.014	0.484	0.565	0.226	0.335	0.579
DC_4A+3BA	Axi 1	0.028	21.30	21.30	20.30	Axi 4	0.105	22.40	18.20	17.40	Front Side 15mm	0.028	0.022	0.040	0.023	0.068	0.055	0.126	0.067	0.176	0.176	0.009	0.009	0.194	0.244	0.077	0.131	0.240
		0.051	21.30	21.30	20.30		0.109	22.40	18.20	17.40	Back Side 15mm	0.051	0.041	0.064	0.053	0.115	0.094	0.272	0.109	0.303	0.303	0.014	0.014	0.387	0.468	0.129	0.217	0.461
DC_4A+3BA	Axi 0	0.060	23.10	19.10	18.30	Axi 4	0.105	22.40	18.20	17.40	Front Side 15mm	0.024	0.020	0.040	0.023	0.064	0.053	0.126	0.067	0.176	0.176	0.009	0.009	0.190	0.240	0.073	0.129	0.238
		0.084	23.10	19.10	18.30		0.109	22.40	18.20	17.40	Back Side 15mm	0.027	0.021	0.064	0.053	0.102	0.085	0.272	0.109	0.303	0.303	0.014	0.014	0.374	0.455	0.116	0.208	0.452
DC_4A+3BA	Axi 1	0.028	21.30	21.30	20.30	Axi 5	0.146	23.30	19.70	20.00	Front Side 15mm	0.028	0.022	0.064	0.068	0.092	0.091	0.126	0.067	0.176	0.176	0.009	0.009	0.218	0.268	0.101	0.167	0.276
		0.051	21.30	21.30	20.30		0.204	23.30	19.70	20.00	Back Side 15mm	0.051	0.041	0.111	0.119	0.162	0.159	0.272	0.109	0.303	0.303	0.014	0.014	0.424	0.515	0.176	0.292	0.526
DC_4A+3BA	Axi 0	0.060	23.10	19.10	18.30	Axi 5	0.146	23.30	19.70	20.00	Front Side 15mm	0.024	0.020	0.064	0.068	0.088	0.088	0.126	0.067	0.176	0.176	0.009	0.009	0.214	0.264	0.087	0.164	0.273
		0.084	23.10	19.10	18.30		0.204	23.30	19.70	20.00	Back Side 15mm	0.027	0.021	0.111	0.119	0.148	0.150	0.272	0.109	0.303	0.303	0.014	0.014	0.420	0.501	0.162	0.273	0.517
DC_5A+3BA	Axi 1	0.086	24.00	19.80	19.00	Axi 4	0.105	22.40	18.20	17.40	Front Side 15mm	0.023	0.027	0.040	0.023	0.073	0.060	0.126	0.067	0.176	0.176	0.009	0.009	0.180	0.240	0.082	0.138	0.246
		0.140	24.00	19.80	19.00		0.109	22.40	18.20	17.40	Back Side 15mm	0.053	0.044	0.064	0.053	0.117	0.086	0.272	0.109	0.303	0.303	0.014	0.014	0.389	0.470	0.131	0.221	0.465

DC_5A+3BA	Axi 0	0.109	25.00	23.30	21.80	Axi 4	0.105	22.40	19.20	17.40	Front Side 15mm	0.059	0.052	0.040	0.033	0.038	0.065	0.126	0.267	0.176	0.176	0.009	0.009	0.224	0.274	0.107	0.161	0.270
		0.109	25.00	23.30	21.80		0.109	22.40	19.20	17.40	Back Side 15mm	0.075	0.067	0.064	0.053	0.139	0.130	0.272	0.109	0.303	0.303	0.014	0.014	0.411	0.402	0.153	0.243	0.407
DC_5A+3BA	Axi 1	0.086	24.00	19.80	19.00	Axi 5	0.146	23.30	19.70	20.00	Front Side 15mm	0.023	0.027	0.064	0.069	0.096	0.095	0.126	0.267	0.176	0.176	0.009	0.009	0.222	0.272	0.105	0.171	0.280
		0.140	24.00	19.80	19.00		0.204	23.30	19.70	20.00	Back Side 15mm	0.053	0.044	0.111	0.119	0.164	0.163	0.272	0.109	0.303	0.303	0.014	0.014	0.436	0.517	0.178	0.296	0.530
DC_5A+3BA	Axi 2	0.109	25.00	23.30	21.80	Axi 5	0.146	23.30	19.70	20.00	Front Side 15mm	0.059	0.052	0.064	0.069	0.122	0.120	0.126	0.267	0.176	0.176	0.009	0.009	0.248	0.298	0.131	0.156	0.305
		0.109	25.00	23.30	21.80		0.204	23.30	19.70	20.00	Back Side 15mm	0.075	0.067	0.111	0.119	0.166	0.165	0.272	0.109	0.303	0.303	0.014	0.014	0.438	0.530	0.200	0.338	0.532
DC_12A+3BA	Axi 1	0.123	24.80	22.60	20.40	Axi 4	0.105	22.40	19.20	17.40	Front Side 15mm	0.074	0.045	0.040	0.033	0.114	0.076	0.126	0.267	0.176	0.176	0.009	0.009	0.240	0.290	0.123	0.154	0.263
		0.201	24.80	22.60	20.40		0.109	22.40	19.20	17.40	Back Side 15mm	0.121	0.073	0.064	0.053	0.185	0.126	0.272	0.109	0.303	0.303	0.014	0.014	0.457	0.538	0.199	0.249	0.463
DC_12A+3BA	Axi 2	0.177	25.00	23.30	23.80	Axi 4	0.105	22.40	19.20	17.40	Front Side 15mm	0.120	0.134	0.040	0.033	0.160	0.167	0.126	0.267	0.176	0.176	0.009	0.009	0.286	0.336	0.169	0.240	0.392
		0.210	25.00	23.30	23.80		0.109	22.40	19.20	17.40	Back Side 15mm	0.142	0.139	0.064	0.053	0.208	0.213	0.272	0.109	0.303	0.303	0.014	0.014	0.478	0.593	0.230	0.338	0.590
DC_12A+3BA	Axi 1	0.123	24.80	22.60	20.40	Axi 5	0.146	23.30	19.70	20.00	Front Side 15mm	0.074	0.045	0.064	0.069	0.138	0.113	0.126	0.267	0.176	0.176	0.009	0.009	0.264	0.314	0.147	0.189	0.298
		0.201	24.80	22.60	20.40		0.204	23.30	19.70	20.00	Back Side 15mm	0.121	0.073	0.111	0.119	0.232	0.162	0.272	0.109	0.303	0.303	0.014	0.014	0.504	0.585	0.246	0.315	0.559
DC_12A+3BA	Axi 2	0.177	25.00	23.30	23.80	Axi 5	0.146	23.30	19.70	20.00	Front Side 15mm	0.120	0.134	0.064	0.069	0.163	0.203	0.126	0.267	0.176	0.176	0.009	0.009	0.309	0.359	0.192	0.279	0.398
		0.210	25.00	23.30	23.80		0.204	23.30	19.70	20.00	Back Side 15mm	0.142	0.139	0.111	0.119	0.223	0.278	0.272	0.109	0.303	0.303	0.014	0.014	0.525	0.606	0.267	0.400	0.646
DC_85A+3BA	Axi 1	0.047	21.40	21.40	20.40	Axi 4	0.105	22.40	19.20	17.40	Front Side 15mm	0.047	0.027	0.040	0.033	0.087	0.071	0.126	0.267	0.176	0.176	0.009	0.009	0.213	0.263	0.096	0.147	0.256
		0.056	21.40	21.40	20.40		0.109	22.40	19.20	17.40	Back Side 15mm	0.056	0.044	0.064	0.053	0.130	0.098	0.272	0.109	0.303	0.303	0.014	0.014	0.362	0.473	0.134	0.221	0.465
DC_85A+3BA	Axi 2	0.085	23.10	19.10	19.30	Axi 4	0.105	22.40	19.20	17.40	Front Side 15mm	0.024	0.028	0.040	0.033	0.074	0.061	0.126	0.267	0.176	0.176	0.009	0.009	0.220	0.220	0.083	0.137	0.246
		0.123	23.10	19.10	19.30		0.109	22.40	19.20	17.40	Back Side 15mm	0.049	0.041	0.064	0.053	0.113	0.094	0.272	0.109	0.303	0.303	0.014	0.014	0.385	0.466	0.127	0.217	0.461
DC_85A+3BA	Axi 1	0.047	21.40	21.40	20.40	Axi 5	0.146	23.30	19.70	20.00	Front Side 15mm	0.047	0.027	0.064	0.069	0.111	0.106	0.126	0.267	0.176	0.176	0.009	0.009	0.237	0.287	0.120	0.162	0.291
		0.056	21.40	21.40	20.40		0.204	23.30	19.70	20.00	Back Side 15mm	0.056	0.044	0.111	0.119	0.167	0.163	0.272	0.109	0.303	0.303	0.014	0.014	0.439	0.520	0.181	0.286	0.530
DC_85A+3BA	Axi 2	0.085	23.10	19.10	19.30	Axi 5	0.146	23.30	19.70	20.00	Front Side 15mm	0.024	0.028	0.064	0.069	0.098	0.096	0.126	0.267	0.176	0.176	0.009	0.009	0.224	0.274	0.107	0.172	0.291
		0.123	23.10	19.10	19.30		0.204	23.30	19.70	20.00	Back Side 15mm	0.049	0.041	0.111	0.119	0.160	0.160	0.272	0.109	0.303	0.303	0.014	0.014	0.432	0.513	0.174	0.293	0.527

DC_6A+41A	Axi 1	0.038	21.30	21.30	20.30	Axi 4	0.106	22.80	17.20	16.40	Front Side 15mm	0.028	0.022	0.029	0.024	0.027	0.047	0.126	0.267	0.176	0.176	0.009	0.009	0.183	0.233	0.065	0.123	0.230
		0.051	21.30	21.30	20.30		0.147	22.80	17.20	16.40	Back Side 15mm	0.051	0.041	0.040	0.024	0.026	0.074	0.272	0.109	0.303	0.303	0.014	0.014	0.244	0.383	0.444	0.105	0.197
DC_6A+41A	Axi 0	0.060	23.10	19.10	19.30	Axi 4	0.106	22.80	17.20	16.40	Front Side 15mm	0.024	0.020	0.029	0.024	0.023	0.044	0.126	0.267	0.176	0.176	0.009	0.009	0.179	0.229	0.062	0.120	0.229
		0.094	23.10	19.10	19.30		0.147	22.80	17.20	16.40	Back Side 15mm	0.037	0.029	0.040	0.024	0.078	0.065	0.272	0.109	0.303	0.303	0.014	0.014	0.300	0.431	0.082	0.188	0.432
DC_6A+41A	Axi 1	0.038	21.30	21.30	20.30	Axi 5	0.106	23.20	18.70	18.00	Front Side 15mm	0.028	0.022	0.045	0.028	0.073	0.060	0.126	0.267	0.176	0.176	0.009	0.009	0.189	0.249	0.082	0.136	0.245
		0.051	21.30	21.30	20.30		0.205	23.20	18.70	18.00	Back Side 15mm	0.051	0.041	0.105	0.089	0.156	0.120	0.272	0.109	0.303	0.303	0.014	0.014	0.428	0.509	0.170	0.233	0.467
DC_6A+41A	Axi 0	0.060	23.10	19.10	19.30	Axi 5	0.106	23.20	18.70	18.00	Front Side 15mm	0.024	0.020	0.045	0.028	0.069	0.059	0.126	0.267	0.176	0.176	0.009	0.009	0.185	0.245	0.078	0.134	0.243
		0.094	23.10	19.10	19.30		0.205	23.20	18.70	18.00	Back Side 15mm	0.037	0.029	0.105	0.089	0.142	0.120	0.272	0.109	0.303	0.303	0.014	0.014	0.414	0.495	0.156	0.240	0.467
DC_10A+41A	Axi 1	0.123	24.80	22.60	20.40	Axi 4	0.106	22.80	17.20	16.40	Front Side 15mm	0.074	0.045	0.029	0.024	0.103	0.069	0.126	0.267	0.176	0.176	0.009	0.009	0.229	0.279	0.112	0.145	0.254
		0.201	24.80	22.60	20.40		0.147	22.80	17.20	16.40	Back Side 15mm	0.121	0.073	0.040	0.024	0.162	0.107	0.272	0.109	0.303	0.303	0.014	0.014	0.424	0.515	0.170	0.230	0.474
DC_10A+41A	Axi 0	0.177	25.00	23.30	21.80	Axi 4	0.106	22.80	17.20	16.40	Front Side 15mm	0.120	0.134	0.029	0.024	0.149	0.109	0.126	0.267	0.176	0.176	0.009	0.009	0.275	0.325	0.159	0.225	0.344
		0.210	25.00	23.30	21.80		0.147	22.80	17.20	16.40	Back Side 15mm	0.142	0.159	0.040	0.024	0.192	0.143	0.272	0.109	0.303	0.303	0.014	0.014	0.454	0.535	0.196	0.216	0.560
DC_10A+41A	Axi 1	0.123	24.80	22.60	20.40	Axi 5	0.106	23.20	18.70	18.00	Front Side 15mm	0.074	0.045	0.045	0.028	0.119	0.063	0.126	0.267	0.176	0.176	0.009	0.009	0.245	0.295	0.128	0.159	0.268
		0.201	24.80	22.60	20.40		0.121	0.073	0.105	0.089	0.226	0.162	0.272	0.109	0.303	0.303	0.014	0.014	0.488	0.579	0.240	0.285	0.128	0.159	0.268			
DC_10A+41A	Axi 0	0.177	25.00	23.30	21.80	Axi 5	0.106	23.20	18.70	18.00	Front Side 15mm	0.120	0.134	0.045	0.028	0.164	0.172	0.126	0.267	0.176	0.176	0.009	0.009	0.290	0.340	0.173	0.248	0.357
		0.210	25.00	23.30	21.80		0.142	0.159	0.105	0.089	0.247	0.248	0.272	0.109	0.303	0.303	0.014	0.014	0.519	0.600	0.261	0.271	0.173	0.248	0.357			
DC_20A+41A	Axi 1	0.223	24.00	19.80	19.00	Axi 4	0.106	22.80	17.20	16.40	Front Side 15mm	0.085	0.071	0.029	0.024	0.114	0.065	0.126	0.267	0.176	0.176	0.009	0.009	0.240	0.290	0.123	0.171	0.280
		0.361	24.00	19.80	19.00		0.137	0.114	0.040	0.024	0.178	0.146	0.272	0.109	0.303	0.303	0.014	0.014	0.420	0.521	0.192	0.271	0.171	0.271	0.315			
DC_20A+41A	Axi 0	0.182	25.00	23.30	21.80	Axi 4	0.106	22.80	17.20	16.40	Front Side 15mm	0.096	0.067	0.029	0.024	0.127	0.111	0.126	0.267	0.176	0.176	0.009	0.009	0.253	0.303	0.136	0.187	0.286
		0.264	25.00	23.30	21.80		0.147	22.80	17.20	16.40	Back Side 15mm	0.136	0.122	0.040	0.024	0.177	0.155	0.272	0.109	0.303	0.303	0.014	0.014	0.449	0.530	0.191	0.278	0.322
DC_20A+41A	Axi 1	0.223	24.00	19.80	19.00	Axi 5	0.106	23.20	18.70	18.00	Front Side 15mm	0.085	0.071	0.045	0.028	0.129	0.109	0.126	0.267	0.176	0.176	0.009	0.009	0.255	0.305	0.138	0.185	0.294
		0.361	24.00	19.80	19.00		0.205	23.20	18.70	18.00	Back Side 15mm	0.137	0.114	0.105	0.089	0.242	0.203	0.272	0.109	0.303	0.303	0.014	0.014	0.514	0.595	0.256	0.326	0.370

DC_26A+41A	Ant.0	0.182	25.00	22.30	21.80	Ant.5	0.126	23.20	19.70	18.00	Front Side 15mm	0.098	0.097	0.046	0.038	0.142	0.125	0.128	0.067	0.176	0.176	0.009	0.009	0.268	0.318	0.151	0.201	0.310
		0.204	25.00	22.30	21.80		0.205	23.20	19.70	18.00	Back Side 15mm	0.136	0.132	0.105	0.089	0.241	0.211	0.272	0.109	0.303	0.303	0.014	0.014	0.513	0.534	0.255	0.334	0.578
DC_65A+41A	Ant.1	0.047	21.40	21.40	20.40	Ant.4	0.106	22.80	17.20	16.40	Front Side 15mm	0.047	0.037	0.039	0.024	0.076	0.062	0.126	0.067	0.176	0.176	0.009	0.009	0.202	0.202	0.085	0.138	0.247
		0.055	21.40	21.40	20.40		0.147	22.80	17.20	16.40	Back Side 15mm	0.055	0.044	0.040	0.024	0.096	0.078	0.272	0.109	0.303	0.303	0.014	0.014	0.368	0.449	0.110	0.201	0.445
DC_65A+41A	Ant.0	0.085	25.00	19.10	18.30	Ant.4	0.106	22.80	17.20	16.40	Front Side 15mm	0.022	0.018	0.039	0.024	0.051	0.042	0.126	0.067	0.176	0.176	0.009	0.009	0.177	0.227	0.060	0.118	0.227
		0.123	25.00	19.10	18.30		0.147	22.80	17.20	16.40	Back Side 15mm	0.022	0.026	0.040	0.024	0.072	0.060	0.272	0.109	0.303	0.303	0.014	0.014	0.344	0.425	0.085	0.183	0.427
DC_65A+41A	Ant.1	0.047	21.40	21.40	20.40	Ant.5	0.126	23.20	19.70	18.00	Front Side 15mm	0.047	0.037	0.046	0.038	0.092	0.075	0.126	0.067	0.176	0.176	0.009	0.009	0.216	0.268	0.101	0.155	0.260
		0.055	21.40	21.40	20.40		0.205	23.20	19.70	18.00	Back Side 15mm	0.055	0.044	0.105	0.089	0.161	0.134	0.272	0.109	0.303	0.303	0.014	0.014	0.433	0.514	0.175	0.257	0.501
DC_65A+41A	Ant.0	0.085	25.00	19.10	18.30	Ant.5	0.126	23.20	19.70	18.00	Front Side 15mm	0.022	0.018	0.046	0.038	0.067	0.056	0.126	0.067	0.176	0.176	0.009	0.009	0.183	0.243	0.076	0.132	0.241
		0.123	25.00	19.10	18.30		0.205	23.20	19.70	18.00	Back Side 15mm	0.022	0.026	0.105	0.089	0.138	0.115	0.272	0.109	0.303	0.303	0.014	0.014	0.428	0.489	0.153	0.238	0.462

Note:
1: The Highest Summed Icy SAR is 0.075 W/kg < 1.6 W/kg, so Simultaneous Transmission SAR test is not required.

12.2.11 Hotspot Simultaneous Transmission SAR Evaluation for ENDC and WLAN and BT

Band	LTE Antenna	4G				ENDC				NR Antenna	5A				ENDC				Position	Stand alone SAR										SUM SAR																																																																																																															
		SAR	LTE Max Power	LTE Max Power	LTE Max Power	NR SAR	NR Max Power	NR Max Power	NR Max Power		LTE SAR	LTE SAR	NR SAR	NR SAR	1		2			3		4		5		6		7		8		1+3	1+5	1+7	2+4+8	2+6+8																																																																																																									
															ENDC (LTE+NR)	ENDC (LTE+NR)	2.4GWR1 Max.	2.4GWR1 Ant.12		5GWR1 Max.	5GWR1 Ant.12	5GWR1 Max.	5GWR1 Ant.12	5GWR1 Max.	5GWR1 Ant.12	Bluetooth Max.	Bluetooth Ant.13	Bluetooth Max.	Bluetooth Ant.13																																																																																																																
															Max.	Max.	Max.	Max.		Max.	Max.	Max.	Max.	Max.	Max.	Max.	Max.																																																																																																																		
DC_7A+5A	Ant.4	0.189	22.40	19.10	19.30	0.135	24.00	21.00	20.30	Front Side 10mm	0.088	0.074	0.098	0.099	0.156	0.131	0.287	0.090	0.193	0.193	0.038	0.046	0.443	0.349	0.194	0.237	0.340	0.443	0.349	0.194	0.237	0.340																																																																																																													
																																	0.232	22.40	19.10	19.30	0.288	24.00	21.00	20.30	Back Side 10mm	0.109	0.090	0.129	0.110	0.238	0.200	0.623	0.114	0.327	0.327	0.056	0.056	0.871	0.685	0.333	0.463	0.622																																																																																			
																																																											0.000	22.40	19.10	19.30	0.000	24.00	21.00	20.30	Left Edge 10mm	0.000	0.000	0.000	0.000	0.000	0.000	0.398	0.006	0.430	0.430	0.006	0.006	0.398	0.430	0.006	0.012	0.436																																																									
																																																																																					0.118	22.40	19.10	19.30	0.329	24.00	21.00	20.30	Right Edge 10mm	0.055	0.046	0.180	0.153	0.235	0.199	0.000	0.000	0.000	0.000	0.000	0.000	0.000	0.000	0.235	0.235	0.235	0.199	0.199																													
																																																																																																																	0.300	22.40	19.10	19.30	0.000	24.00	21.00	20.30	Top Edge 10mm	0.140	0.117	0.000	0.000	0.140	0.117	0.456	0.130	0.664	0.664	0.077	0.053	0.596	0.604	0.217	0.200	0.784			
																																																																																																																																											0.000	22.40	19.10
0.288	23.50	20.50	20.10	0.135	24.00	21.00	20.30	Front Side 10mm	0.144	0.132	0.098	0.098	0.212	0.189	0.287	0.090	0.193	0.193	0.038	0.046	0.443	0.349	0.194	0.237	0.340	0.443	0.349	0.194	0.237	0.340																																																																																																															
																															0.421	23.50	20.50	20.10	0.238	24.00	21.00	20.30	Back Side 10mm	0.211	0.192	0.129	0.110	0.340	0.302	0.623	0.114	0.327	0.327	0.056	0.056	0.871	0.685	0.333	0.463	0.622																																																																																					
																																																									0.889	23.50	20.50	20.10	0.000	24.00	21.00	20.30	Left Edge 10mm	0.446	0.406	0.000	0.000	0.446	0.406	0.398	0.006	0.430	0.430	0.006	0.006	0.844	0.866	0.462	0.419	0.832																																																											
																																																																																			0.000	23.50	20.50	20.10	0.329	24.00	21.00	20.30	Right Edge 10mm	0.090	0.000	0.180	0.153	0.190	0.153	0.000	0.000	0.000	0.000	0.000	0.000	0.000	0.000	0.190	0.190	0.190	0.153	0.153																															
																																																																																																															0.000	23.50	20.50	20.10	0.000	24.00	21.00	20.30	Top Edge 10mm	0.000	0.000	0.000	0.000	0.000	0.000	0.456	0.130	0.664	0.664	0.077	0.053	0.456	0.604	0.217	0.133	0.667					
																																																																																																																																									0.000	23.50	20.50	20.10	0.000
0.189	22.40	19.10	19.30	0.087	25.00	25.00	25.00	Front Side 10mm	0.088	0.074	0.087	0.087	0.175	0.161	0.287	0.090	0.193	0.193	0.038	0.046	0.442	0.348	0.213	0.207	0.370																																																																																																																				
																										0.232	22.40	19.10	19.30	0.142	25.00	25.00	25.00	Back Side 10mm	0.109	0.090	0.142	0.142	0.251	0.232	0.623	0.114	0.327	0.327	0.056	0.056	0.864	0.678	0.346	0.441	0.654																																																																																										
																																																				0.000	22.40	19.10	19.30	0.028	25.00	25.00	25.00	Left Edge 10mm	0.000	0.000	0.028	0.028	0.028	0.028	0.398	0.006	0.430	0.430	0.006	0.006	0.436	0.438	0.044	0.020	0.664																																																																
																																																																														0.118	22.40	19.10	19.30	0.087	25.00	25.00	25.00	Right Edge 10mm	0.055	0.046	0.087	0.087	0.122	0.113	0.000	0.000	0.000	0.000	0.000	0.000	0.000	0.000	0.122	0.122	0.122	0.113	0.113																																				

DC_7A+GA	Arel 5	0.300	22.40	19.10	19.30	Arel 0	Top Edge	0.000	25.00	25.00	25.00	0.140	0.117	0.000	0.000	0.140	0.117	0.456	0.130	0.664	0.664	0.077	0.003	0.006	0.004	0.217	0.200	0.794				
		0.000	22.40	19.10	19.30		Bottom Edge	0.000	25.00	25.00	25.00	0.000	0.000	0.005	0.005	0.005	0.005	0.000	0.000	0.000	0.000	0.000	0.000	0.000	0.005	0.005	0.005	0.005	0.005			
		0.288	23.00	20.50	20.10		Front Side	0.087	25.00	25.00	25.00	0.144	0.132	0.007	0.007	0.231	0.219	0.287	0.000	0.000	0.103	0.103	0.000	0.000	0.000	0.000	0.404	0.389	0.325	0.428		
		0.421	23.00	20.50	20.10		Back Side	0.142	25.00	25.00	25.00	0.211	0.192	0.142	0.142	0.203	0.204	0.023	0.114	0.327	0.327	0.000	0.000	0.000	0.000	0.000	0.000	0.448	0.543	0.756		
		0.889	23.00	20.50	20.10		Left Edge	0.028	25.00	25.00	25.00	0.446	0.406	0.028	0.028	0.484	0.444	0.308	0.006	0.420	0.420	0.006	0.006	0.000	0.000	0.000	0.004	0.400	0.406	0.870		
		0.000	23.00	20.50	20.10		Right Edge	0.007	25.00	25.00	25.00	0.000	0.000	0.007	0.007	0.007	0.007	0.000	0.000	0.000	0.000	0.000	0.000	0.000	0.000	0.000	0.000	0.000	0.000	0.000		
DC_6B+GA	Arel 4	0.146	23.00	19.80	17.00	Arel 1	Front Side	0.125	24.00	21.00	20.30	0.053	0.025	0.008	0.008	0.121	0.093	0.287	0.000	0.103	0.103	0.000	0.000	0.000	0.000	0.408	0.314	0.159	0.199	0.302		
		0.189	23.00	19.80	17.00		Back Side	0.208	24.00	21.00	20.30	0.083	0.045	0.129	0.110	0.108	0.103	0.023	0.114	0.327	0.327	0.000	0.000	0.000	0.000	0.000	0.000	0.293	0.364	0.577		
		0.000	23.00	19.80	17.00		Left Edge	0.000	24.00	21.00	20.30	0.000	0.000	0.000	0.000	0.000	0.000	0.308	0.006	0.420	0.420	0.006	0.006	0.000	0.000	0.000	0.420	0.006	0.010	0.426		
		0.141	23.00	19.80	17.00		Right Edge	0.289	24.00	21.00	20.30	0.051	0.024	0.180	0.153	0.231	0.187	0.000	0.000	0.000	0.000	0.000	0.000	0.000	0.000	0.000	0.231	0.231	0.231	0.187	0.187	
		0.108	23.00	19.80	17.00		Top Edge	0.000	24.00	21.00	20.30	0.072	0.047	0.000	0.000	0.072	0.047	0.456	0.130	0.664	0.664	0.077	0.003	0.006	0.004	0.217	0.200	0.794				
		0.000	23.00	19.80	17.00		Bottom Edge	0.000	24.00	21.00	20.30	0.000	0.000	0.000	0.000	0.000	0.000	0.000	0.000	0.000	0.000	0.000	0.000	0.000	0.000	0.000	0.000	0.000	0.000	0.000	0.000	
DC_6B+GA	Arel 5	0.484	23.80	20.00	19.20	Arel 1	Front Side	0.125	24.00	21.00	20.30	0.202	0.168	0.008	0.008	0.209	0.225	0.287	0.000	0.103	0.103	0.000	0.000	0.000	0.000	0.408	0.314	0.159	0.199	0.302		
		0.282	23.80	20.00	19.20		Back Side	0.208	24.00	21.00	20.30	0.151	0.126	0.129	0.110	0.280	0.226	0.023	0.114	0.327	0.327	0.000	0.000	0.000	0.000	0.000	0.000	0.000	0.293	0.364	0.577	
		0.664	23.80	20.00	19.20		Left Edge	0.000	24.00	21.00	20.30	0.277	0.220	0.000	0.000	0.277	0.220	0.308	0.006	0.420	0.420	0.006	0.006	0.000	0.000	0.000	0.420	0.006	0.010	0.426		
		0.000	23.80	20.00	19.20		Right Edge	0.289	24.00	21.00	20.30	0.000	0.000	0.180	0.153	0.180	0.153	0.000	0.000	0.000	0.000	0.000	0.000	0.000	0.000	0.000	0.000	0.180	0.180	0.180	0.153	0.153
		0.000	23.80	20.00	19.20		Top Edge	0.000	24.00	21.00	20.30	0.000	0.000	0.000	0.000	0.000	0.000	0.456	0.130	0.664	0.664	0.077	0.003	0.006	0.004	0.217	0.200	0.794				

		0.101	25.00	23.30	20.80			0.000	23.30	20.30	18.70	Bottom	0.102	0.115	0.000	0.000	0.102	0.115	0.000	0.000	0.000	0.000	0.000	0.000	0.000	0.102	0.102	0.102	0.115	0.115		
												Edge																				
												10mm																				
DC_66H47A	Axis 1	0.056	21.40	20.80	19.80			0.125	22.10	18.80	17.00	Front Side	0.049	0.039	0.058	0.039	0.107	0.077	0.287	0.090	0.000	0.103	0.103	0.038	0.016	0.394	0.300	0.145	0.180	0.286		
													10mm																			
		0.062	21.40	20.80	19.80			0.171	22.10	18.80	17.00	Back Side	0.054	0.043	0.080	0.053	0.134	0.086	0.623	0.114	0.327	0.327	0.095	0.086	0.767	0.461	0.229	0.305	0.516			
													10mm																			
		0.000	21.40	20.80	19.80			0.000	22.10	18.80	17.00	Left Edge	0.000	0.000	0.000	0.000	0.000	0.000	0.000	0.000	0.000	0.000	0.430	0.430	0.006	0.006	0.008	0.420	0.006	0.010	0.406	
													10mm																			
		0.077	21.40	20.80	19.80			0.152	22.10	18.80	17.00	Right	0.067	0.053	0.071	0.047	0.138	0.100	0.000	0.000	0.000	0.000	0.000	0.000	0.000	0.000	0.138	0.138	0.138	0.100	0.100	
												Edge																				
												10mm																				
		0.000	21.40	20.80	19.80			0.288	22.10	18.80	17.00	Top Edge	0.000	0.000	0.135	0.089	0.125	0.089	0.456	0.130	0.664	0.664	0.077	0.003	0.591	0.759	0.212	0.222	0.276			
												10mm																				
		0.000	21.40	20.80	19.80			0.000	22.10	18.80	17.00	Bottom	0.000	0.000	0.000	0.000	0.000	0.000	0.000	0.000	0.000	0.000	0.000	0.000	0.000	0.000	0.000	0.000	0.000	0.000		
												Edge																				
												10mm																				
DC_66H47A	Axis 2	0.484	22.30	20.00	19.20			0.125	22.10	18.80	17.00	Front Side	0.285	0.237	0.058	0.039	0.343	0.276	0.287	0.000	0.000	0.103	0.103	0.038	0.016	0.620	0.536	0.361	0.390	0.485		
													10mm																			
		0.362	22.30	20.00	19.20			0.171	22.10	18.80	17.00	Back Side	0.213	0.177	0.080	0.053	0.263	0.230	0.623	0.114	0.327	0.327	0.095	0.086	0.506	0.620	0.388	0.439	0.652			
													10mm																			
		0.064	22.30	20.00	19.20			0.000	22.10	18.80	17.00	Left Edge	0.391	0.325	0.000	0.000	0.391	0.325	0.398	0.006	0.430	0.430	0.006	0.006	0.759	0.611	0.367	0.337	0.751			
													10mm																			
		0.000	22.30	20.00	19.20			0.152	22.10	18.80	17.00	Right	0.000	0.000	0.071	0.047	0.071	0.047	0.000	0.000	0.000	0.000	0.000	0.000	0.000	0.000	0.071	0.071	0.071	0.047	0.047	
												Edge																				
												10mm																				
		0.000	22.30	20.00	19.20			0.288	22.10	18.80	17.00	Top Edge	0.000	0.000	0.135	0.089	0.125	0.089	0.456	0.130	0.664	0.664	0.077	0.003	0.591	0.759	0.212	0.222	0.276			
												10mm																				
		0.000	22.30	20.00	19.20			0.000	22.10	18.80	17.00	Bottom	0.000	0.000	0.000	0.000	0.000	0.000	0.000	0.000	0.000	0.000	0.000	0.000	0.000	0.000	0.000	0.000	0.000	0.000		
												Edge																				
												10mm																				
DC_66H47A	Axis 3	0.006	21.40	20.80	19.80			0.093	23.30	20.00	19.20	Front Side	0.049	0.039	0.040	0.033	0.089	0.072	0.287	0.000	0.000	0.103	0.103	0.038	0.016	0.326	0.282	0.127	0.178	0.281		
													10mm																			
		0.062	21.40	20.80	19.80			0.127	23.30	20.00	19.20	Back Side	0.054	0.043	0.061	0.051	0.115	0.083	0.623	0.114	0.327	0.327	0.095	0.086	0.748	0.442	0.210	0.302	0.515			
													10mm																			
		0.000	21.40	20.80	19.80			0.342	23.30	20.00	19.20	Left Edge	0.000	0.000	0.116	0.096	0.116	0.096	0.398	0.006	0.430	0.430	0.006	0.006	0.514	0.536	0.122	0.108	0.532			
													10mm																			
		0.077	21.40	20.80	19.80			0.000	23.30	20.00	19.20	Right	0.067	0.053	0.000	0.000	0.067	0.053	0.000	0.000	0.000	0.000	0.000	0.000	0.000	0.000	0.000	0.000	0.000			
												Edge																				
												10mm																				
		0.000	21.40	20.80	19.80			0.000	23.30	20.00	19.20	Top Edge	0.000	0.000	0.000	0.000	0.000	0.000	0.456	0.130	0.664	0.664	0.077	0.003	0.456	0.664	0.277	0.133	0.667			
												10mm																				

		0.101	25.00	23.30	20.80				Bottom	0.102	0.115	0.000	0.000	0.102	0.115	0.000	0.000	0.000	0.000	0.000	0.000	0.000	0.000	0.102	0.102	0.102	0.115	0.115
		0.215	24.80	22.60	20.40				Front Side	0.130	0.078	0.114	0.085	0.244	0.173	0.287	0.080	0.183	0.193	0.038	0.016	0.031	0.407	0.282	0.279	0.382	0.279	0.382
		0.389	24.80	22.60	20.40				Back Side	0.232	0.134	0.140	0.124	0.371	0.258	0.823	0.114	0.327	0.327	0.095	0.085	1.004	0.686	0.466	0.407	0.680	0.407	0.680
		0.000	24.80	22.60	20.40				Left Edge	0.000	0.000	0.214	0.261	0.214	0.261	0.268	0.006	0.420	0.420	0.006	0.006	0.712	0.724	0.320	0.273	0.687	0.273	0.687
		0.352	24.80	22.60	20.40				Right	0.212	0.128	0.000	0.000	0.212	0.128	0.000	0.000	0.000	0.000	0.000	0.000	0.212	0.212	0.212	0.128	0.128	0.128	
		0.000	24.80	22.60	20.40				Top Edge	0.000	0.000	0.000	0.000	0.000	0.000	0.456	0.120	0.664	0.664	0.077	0.003	0.406	0.664	0.077	0.120	0.667	0.120	0.667
		0.000	24.80	22.60	20.40				Bottom	0.000	0.000	0.000	0.000	0.000	0.000	0.000	0.000	0.000	0.000	0.000	0.000	0.000	0.000	0.000	0.000	0.000	0.000	0.000
		0.224	25.00	23.30	20.80				Front Side	0.151	0.170	0.114	0.085	0.266	0.265	0.287	0.080	0.183	0.193	0.038	0.016	0.033	0.409	0.304	0.371	0.474	0.371	0.474
		0.332	25.00	23.30	20.80				Back Side	0.234	0.252	0.140	0.124	0.373	0.276	0.823	0.114	0.327	0.327	0.095	0.085	1.006	0.700	0.468	0.595	0.796	0.595	0.796
		0.146	25.00	23.30	20.80				Left Edge	0.089	0.111	0.214	0.261	0.413	0.272	0.368	0.006	0.420	0.420	0.006	0.006	0.811	0.823	0.419	0.384	0.796	0.384	0.796
		0.129	25.00	23.30	20.80				Right	0.087	0.098	0.000	0.000	0.087	0.088	0.000	0.000	0.000	0.000	0.000	0.000	0.087	0.087	0.087	0.087	0.087	0.087	0.087
		0.000	25.00	23.30	20.80				Top Edge	0.000	0.000	0.000	0.000	0.000	0.000	0.456	0.120	0.664	0.664	0.077	0.003	0.406	0.664	0.077	0.120	0.667	0.120	0.667
		0.151	25.00	23.30	20.80				Bottom	0.102	0.115	0.000	0.000	0.102	0.115	0.000	0.000	0.000	0.000	0.000	0.000	0.102	0.102	0.102	0.115	0.115	0.115	
		0.273	23.80	22.80	20.60				Front Side	0.217	0.131	0.077	0.084	0.294	0.192	0.287	0.020	0.183	0.193	0.038	0.016	0.031	0.407	0.322	0.320	0.404	0.320	0.404
		0.531	23.80	22.80	20.60				Back Side	0.422	0.254	0.094	0.078	0.516	0.333	0.823	0.114	0.327	0.327	0.095	0.085	1.140	0.840	0.611	0.540	0.795	0.611	0.795
		0.000	23.80	22.80	20.60				Left Edge	0.000	0.000	0.000	0.000	0.000	0.000	0.398	0.006	0.420	0.420	0.006	0.006	0.398	0.420	0.006	0.212	0.406	0.212	0.406
		0.429	23.80	22.80	20.60				Right	0.232	0.210	0.006	0.080	0.445	0.290	0.000	0.000	0.000	0.000	0.000	0.000	0.445	0.445	0.445	0.290	0.290	0.290	
		0.000	23.80	22.80	20.60				Top Edge	0.000	0.000	0.100	0.080	0.100	0.083	0.456	0.120	0.664	0.664	0.077	0.003	0.406	0.664	0.077	0.120	0.667	0.120	0.667

		0.203	23.10	19.10	19.30				Bottom	0.117	0.097	0.000	0.000	0.117	0.097	0.000	0.000	0.000	0.000	0.000	0.000	0.000	0.000	0.117	0.117	0.117	0.097	0.097
		0.224	23.30	19.70	19.00				Front Side	0.048	0.038	0.079	0.068	0.127	0.105	0.287	0.090	0.103	0.103	0.038	0.016	0.414	0.330	0.165	0.212	0.315		
		0.064	21.30	21.30	20.30				Back Side	0.064	0.051	0.136	0.118	0.202	0.183	0.633	0.114	0.327	0.327	0.095	0.085	0.835	0.539	0.297	0.378	0.591		
		0.080	21.30	21.30	20.30				Left Edge	0.080	0.080	0.216	0.209	0.216	0.269	0.268	0.036	0.430	0.430	0.096	0.096	0.714	0.726	0.322	0.291	0.695		
		0.080	21.30	21.30	20.30				Right	0.080	0.064	0.012	0.011	0.082	0.074	0.000	0.000	0.000	0.000	0.000	0.000	0.002	0.002	0.002	0.074	0.074		
		0.000	21.30	21.30	20.30				Top Edge	0.000	0.000	0.021	0.018	0.021	0.018	0.456	0.130	0.664	0.664	0.077	0.020	0.477	0.685	0.098	0.151	0.685		
		0.000	21.30	21.30	20.30				Bottom	0.000	0.000	0.000	0.000	0.000	0.000	0.000	0.000	0.000	0.000	0.000	0.000	0.000	0.000	0.000	0.000	0.000	0.000	0.000
		0.120	23.10	19.10	19.30				Front Side	0.048	0.040	0.079	0.068	0.127	0.107	0.287	0.090	0.103	0.103	0.038	0.016	0.414	0.330	0.165	0.213	0.316		
		0.206	23.10	19.10	19.30				Back Side	0.062	0.068	0.136	0.118	0.220	0.186	0.633	0.114	0.327	0.327	0.095	0.085	0.833	0.547	0.315	0.396	0.608		
		0.073	23.10	19.10	19.30				Left Edge	0.085	0.084	0.216	0.209	0.211	0.273	0.268	0.036	0.430	0.430	0.096	0.096	0.719	0.744	0.327	0.285	0.699		
		0.061	23.10	19.10	19.30				Right	0.064	0.060	0.012	0.011	0.067	0.061	0.000	0.000	0.000	0.000	0.000	0.000	0.007	0.007	0.007	0.031	0.031		
		0.000	23.10	19.10	19.30				Top Edge	0.000	0.000	0.021	0.018	0.021	0.018	0.456	0.130	0.664	0.664	0.077	0.020	0.477	0.685	0.098	0.151	0.685		
		0.203	23.10	19.10	19.30				Bottom	0.117	0.097	0.000	0.000	0.117	0.097	0.000	0.000	0.000	0.000	0.000	0.000	0.000	0.000	0.117	0.117	0.117	0.097	0.097
		0.215	24.80	20.60	20.40				Front Side	0.100	0.079	0.042	0.035	0.171	0.113	0.287	0.090	0.103	0.103	0.038	0.016	0.428	0.364	0.203	0.270	0.322		
		0.209	24.80	20.60	20.40				Back Side	0.222	0.134	0.046	0.038	0.269	0.172	0.633	0.114	0.327	0.327	0.095	0.085	0.902	0.596	0.364	0.391	0.594		
		0.000	24.80	20.60	20.40				Left Edge	0.000	0.000	0.011	0.009	0.011	0.009	0.398	0.036	0.430	0.430	0.096	0.096	0.439	0.431	0.017	0.021	0.435		
		0.202	24.80	20.60	20.40				Right	0.212	0.128	0.026	0.021	0.226	0.146	0.000	0.000	0.000	0.000	0.000	0.000	0.226	0.226	0.226	0.146	0.146		
		0.000	24.80	20.60	20.40				Top Edge	0.000	0.000	0.073	0.061	0.073	0.061	0.456	0.130	0.664	0.664	0.077	0.020	0.529	0.737	0.150	0.194	0.738		

		0.42	25.00	19.10	19.30					Bottom	0.103	0.086	0.000	0.000	0.103	0.086	0.000	0.000	0.000	0.000	0.000	0.000	0.000	0.000	0.103	0.103	0.103	0.086	0.086			
										Edge	0.103	0.086	0.000	0.000	0.103	0.086	0.000	0.000	0.000	0.000	0.000	0.000	0.000	0.000	0.103	0.103	0.103	0.086	0.086			
										10mm																						
DC_55A+41A	Axis 1	0.055	21.40	21.40	20.40	Axis 2	0.224	23.30	19.70	19.00	Front Side	0.055	0.044	0.079	0.068	0.105	0.112	0.267	0.090	0.103	0.103	0.038	0.016	0.422	0.326	0.173	0.218	0.321				
												10mm																				
		0.062	21.40	21.40	20.40			0.300	23.30	19.70	19.00	Back Side	0.062	0.049	0.136	0.118	0.200	0.167	0.623	0.114	0.327	0.327	0.095	0.065	0.633	0.527	0.295	0.376	0.589			
													10mm																			
		0.060	21.40	21.40	20.40			0.680	23.30	19.70	19.00	Left Edge	0.060	0.050	0.216	0.209	0.216	0.269	0.298	0.036	0.430	0.420	0.056	0.006	0.714	0.726	0.322	0.281	0.685			
													10mm																			
		0.077	21.40	21.40	20.40			0.025	23.30	19.70	19.00	Right	0.077	0.061	0.012	0.011	0.069	0.072	0.000	0.000	0.000	0.000	0.000	0.000	0.000	0.000	0.000	0.000	0.000	0.072	0.072	
										Edge																						
										10mm																						
		0.000	21.40	21.40	20.40		0.000	23.30	19.70	19.00	Top Edge	0.000	0.000	0.021	0.018	0.021	0.018	0.456	0.130	0.664	0.664	0.077	0.003	0.477	0.665	0.098	0.151	0.685				
										10mm																						
		0.000	21.40	21.40	20.40		0.000	23.30	19.70	19.00	Bottom	0.000	0.000	0.000	0.000	0.000	0.000	0.000	0.000	0.000	0.000	0.000	0.000	0.000	0.000	0.000	0.000	0.000				
										Edge																						
										10mm																						
DC_55A+41A	Axis 2	0.208	25.00	19.10	19.30	Axis 2	0.224	23.30	19.70	19.00	Front Side	0.208	0.044	0.079	0.068	0.103	0.112	0.267	0.090	0.103	0.103	0.038	0.016	0.422	0.326	0.171	0.218	0.321				
												10mm																				
		0.378	25.00	19.10	19.30			0.300	23.30	19.70	19.00	Back Side	0.378	0.061	0.136	0.118	0.206	0.169	0.623	0.114	0.327	0.327	0.095	0.065	0.669	0.563	0.331	0.408	0.621			
													10mm																			
		0.031	25.00	19.10	19.30			0.680	23.30	19.70	19.00	Left Edge	0.031	0.007	0.216	0.209	0.214	0.273	0.298	0.036	0.430	0.420	0.056	0.006	0.712	0.714	0.330	0.287	0.701			
													10mm																			
		0.067	25.00	19.10	19.30		0.025	23.30	19.70	19.00	Right	0.067	0.019	0.012	0.011	0.055	0.029	0.000	0.000	0.000	0.000	0.000	0.000	0.000	0.000	0.000	0.000	0.000				
										Edge																						
										10mm																						
		0.000	25.00	19.10	19.30		0.000	23.30	19.70	19.00	Top Edge	0.000	0.000	0.021	0.018	0.021	0.018	0.456	0.130	0.664	0.664	0.077	0.003	0.477	0.665	0.098	0.151	0.685				
										10mm																						
		0.42	25.00	19.10	19.30		0.000	23.30	19.70	19.00	Bottom	0.103	0.086	0.000	0.000	0.103	0.086	0.000	0.000	0.000	0.000	0.000	0.000	0.000	0.000	0.000	0.000					
										Edge																						
										10mm																						

Note:
1. The Highest Summed Icy SAR is 1.204 W/kg < 1.6 W/kg, so Simultaneous Transmission SAR test is not required.