

MIMO-Aux. Antenna

802.11b CHANNEL 1, CARRIER LEVEL



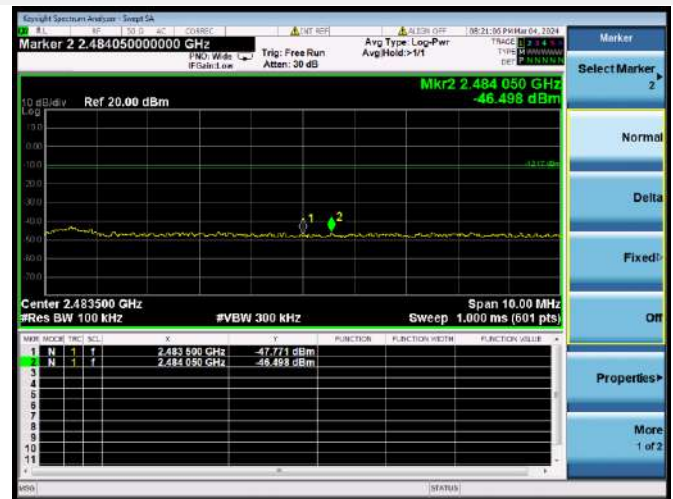
802.11b CHANNEL 1, BAND EDGE



802.11b CHANNEL 11, CARRIER LEVEL



802.11b CHANNEL 11, BAND EDGE



802.11g CHANNEL 1, CARRIER LEVEL



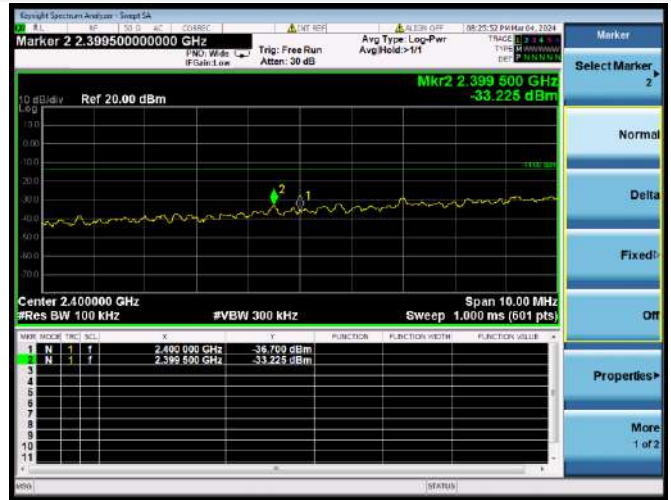
802.11g CHANNEL 1, BAND EDGE



802.11g CHANNEL 2, CARRIER LEVEL



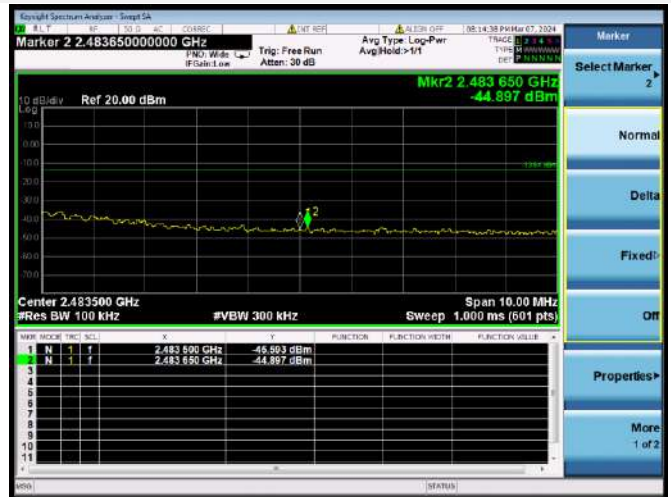
802.11g CHANNEL 2, BAND EDGE



802.11g CHANNEL 10, CARRIER LEVEL



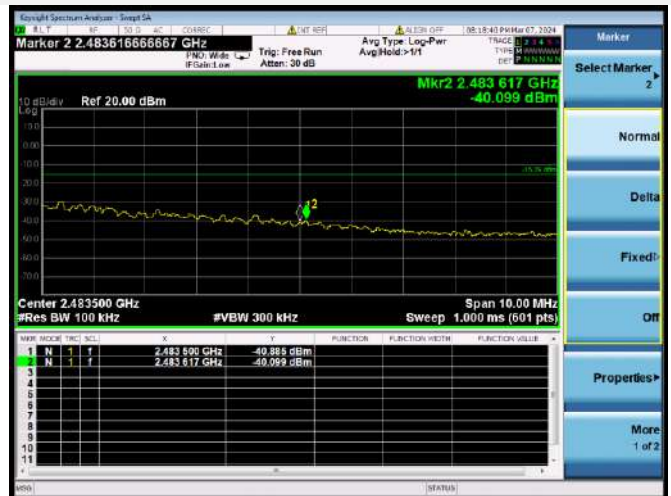
802.11g CHANNEL 10, BAND EDGE



802.11g CHANNEL 11, CARRIER LEVEL



802.11g CHANNEL 11, BAND EDGE



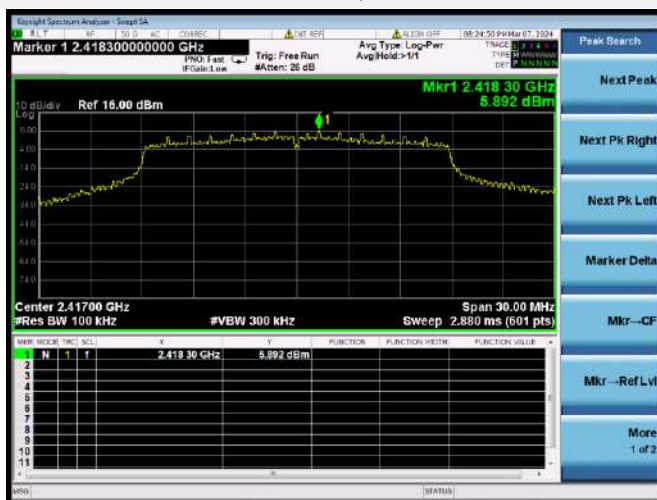
802.11n-20 MHz CHANNEL 1, CARRIER LEVEL



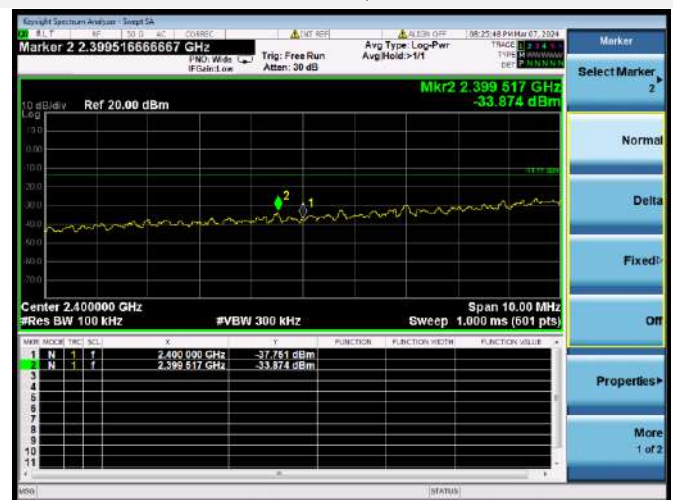
802.11n-20 MHz CHANNEL 1, BAND EDGE



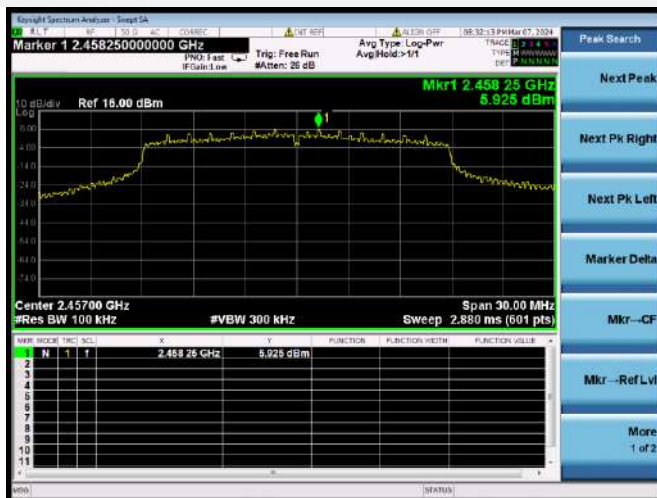
802.11n-20 MHz CHANNEL 2, CARRIER LEVEL



802.11n-20 MHz CHANNEL 2, BAND EDGE



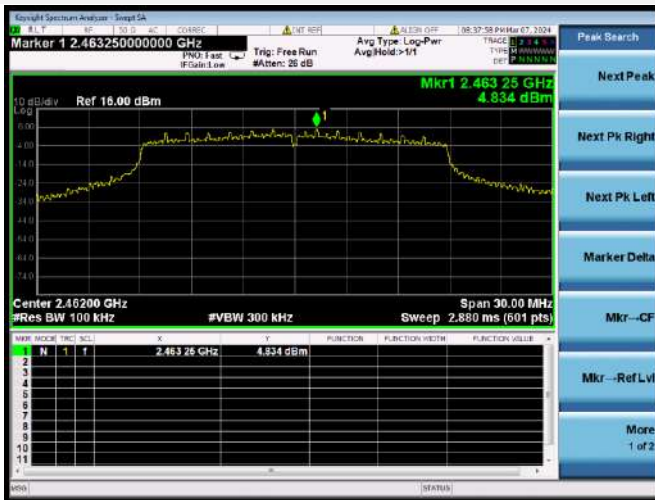
802.11n-20 MHz CHANNEL 10, CARRIER LEVEL



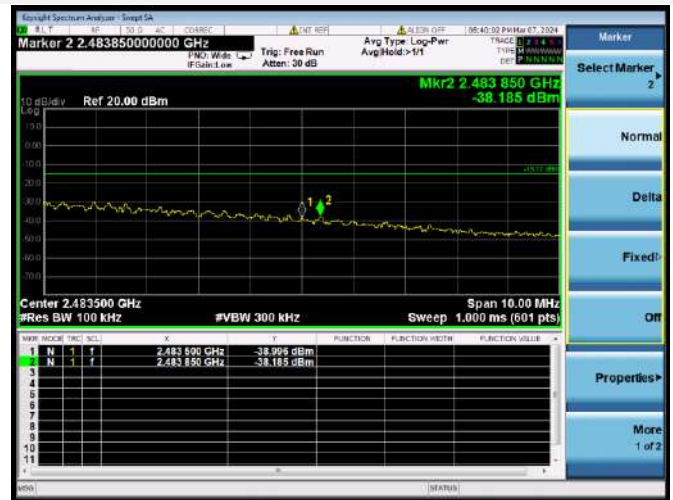
802.11n-20 MHz CHANNEL 10, BAND EDGE



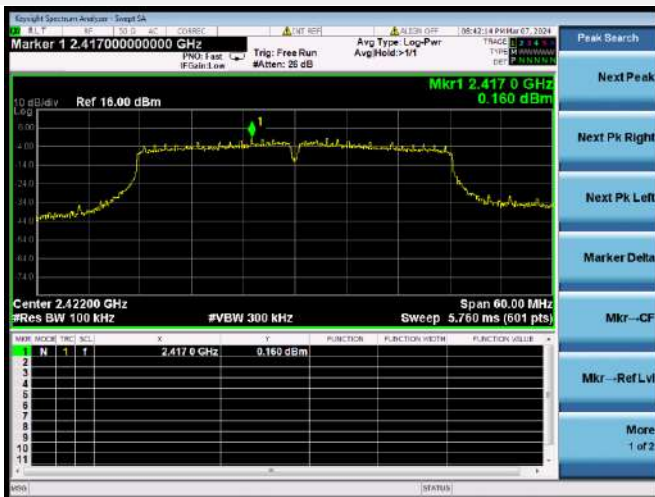
802.11n-20 MHz CHANNEL 11, CARRIER LEVEL



802.11n-20 MHz CHANNEL 11, BAND EDGE



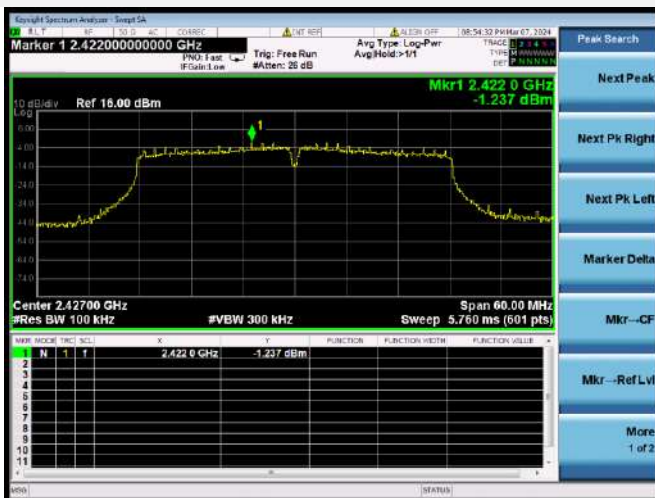
802.11n-40 MHz CHANNEL 3, CARRIER LEVEL



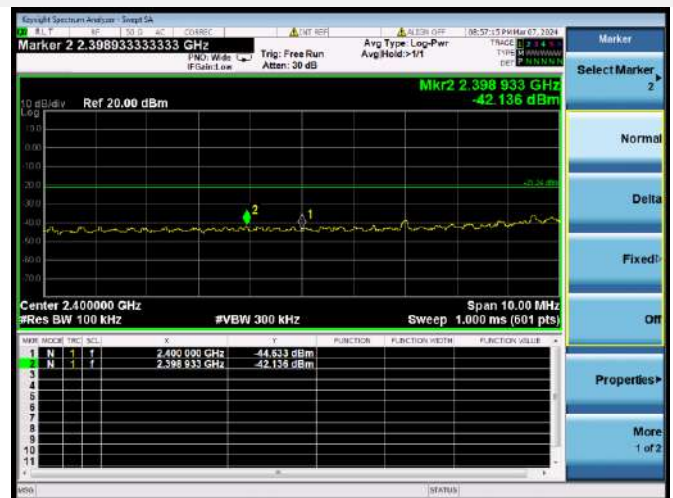
802.11n-40 MHz CHANNEL 3, BAND EDGE



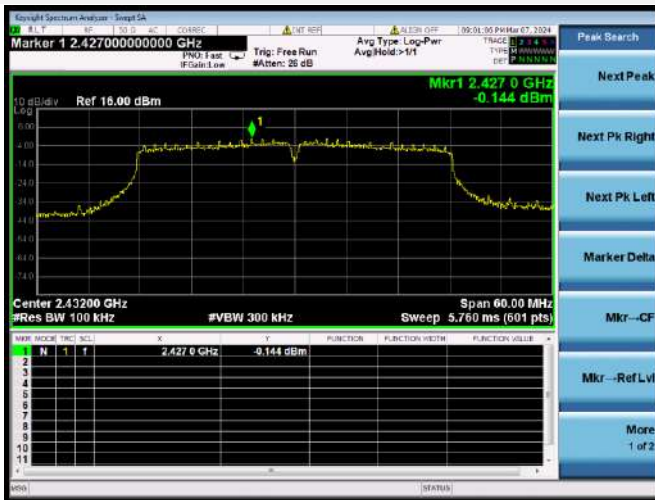
802.11n-40 MHz CHANNEL 4, CARRIER LEVEL



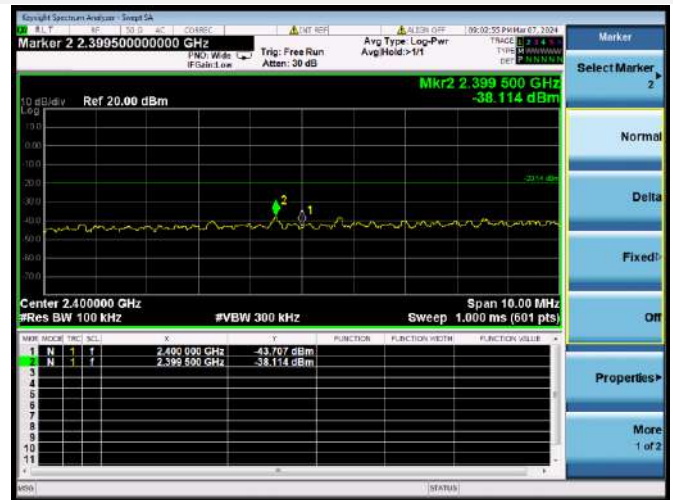
802.11n-40 MHz CHANNEL 4, BAND EDGE



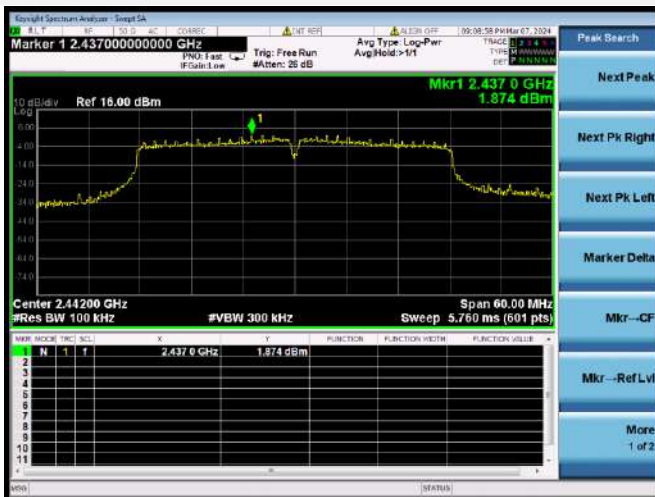
802.11n-40 MHz CHANNEL 5, CARRIER LEVEL



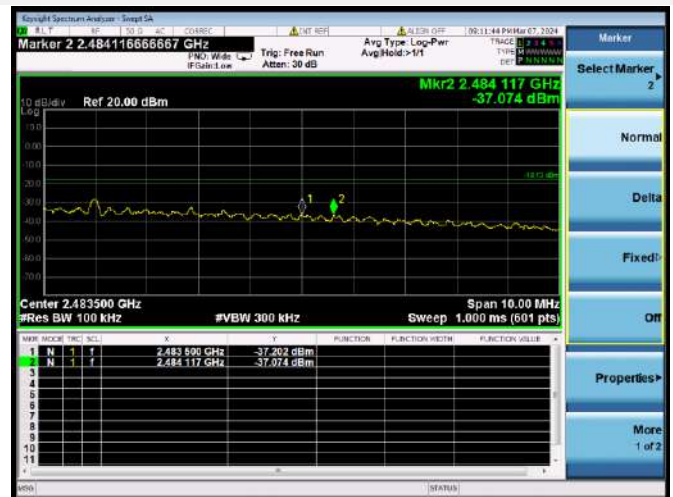
802.11n-40 MHz CHANNEL 5, BAND EDGE



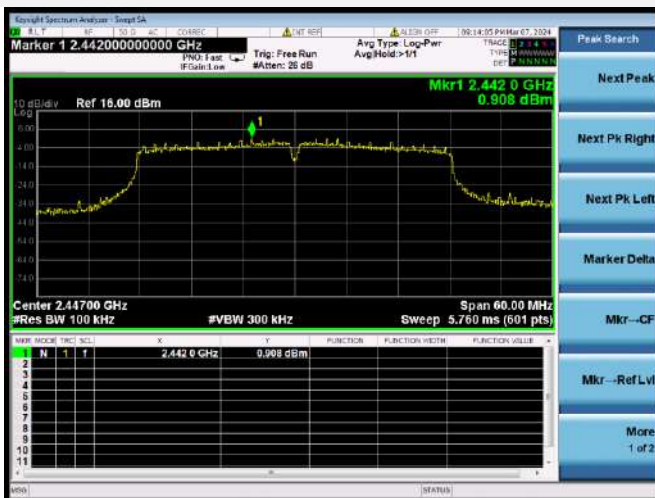
802.11n-40 MHz CHANNEL 7, CARRIER LEVEL



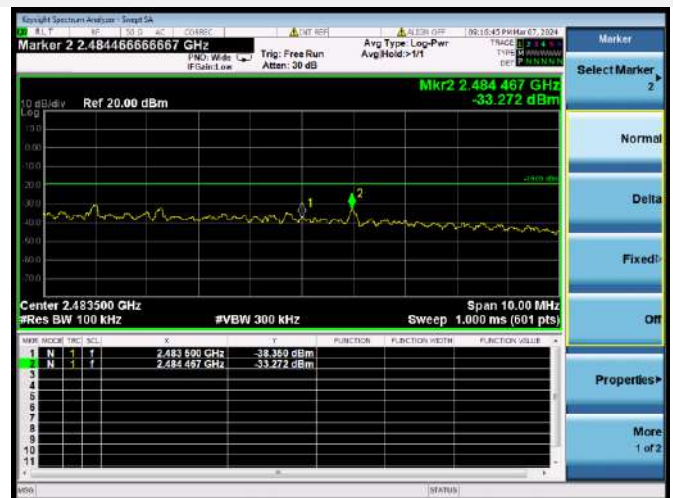
802.11n-40 MHz CHANNEL 7, BAND EDGE



802.11n-40 MHz CHANNEL 8, CARRIER LEVEL



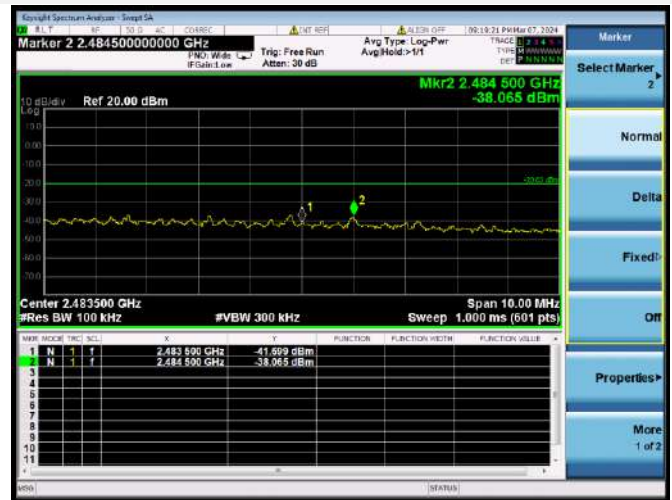
802.11n-40 MHz CHANNEL 8, BAND EDGE



802.11n-40 MHz CHANNEL 9, CARRIER LEVEL



802.11n-40 MHz CHANNEL 9, BAND EDGE



VHT-20 MHz CHANNEL 1, CARRIER LEVEL



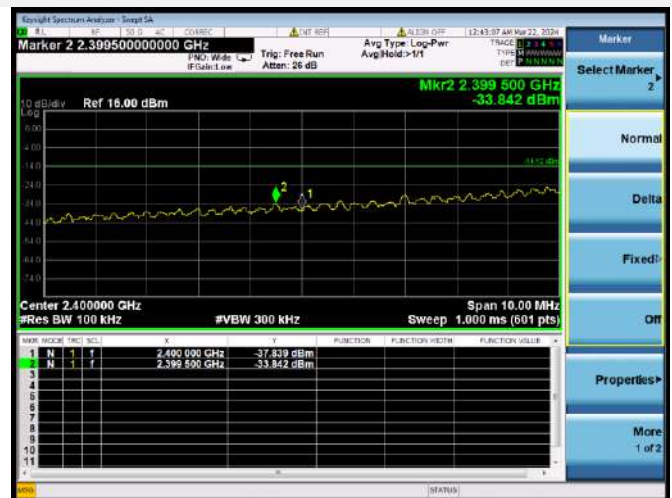
802.11n-20 MHz CHANNEL 1, BAND EDGE



VHT-20 MHz CHANNEL 2, CARRIER LEVEL



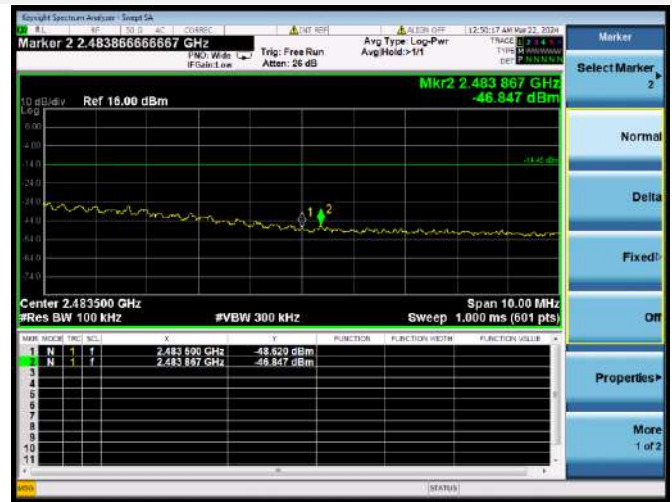
802.11n-20 MHz CHANNEL 2, BAND EDGE



VHT-20 MHz CHANNEL 10, CARRIER LEVEL



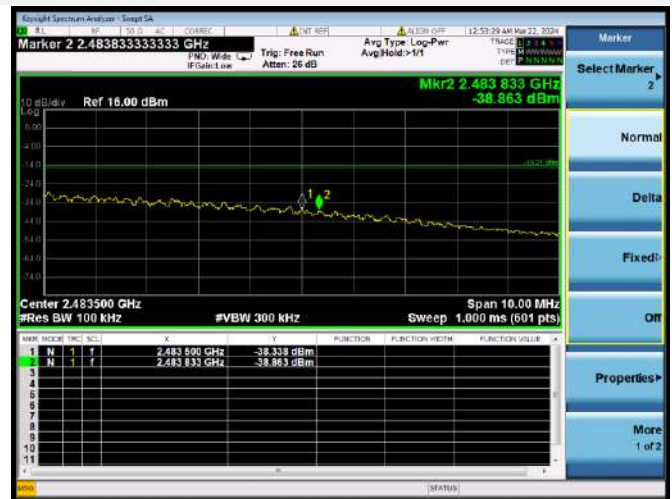
VHT-20 MHz CHANNEL 10, BAND EDGE



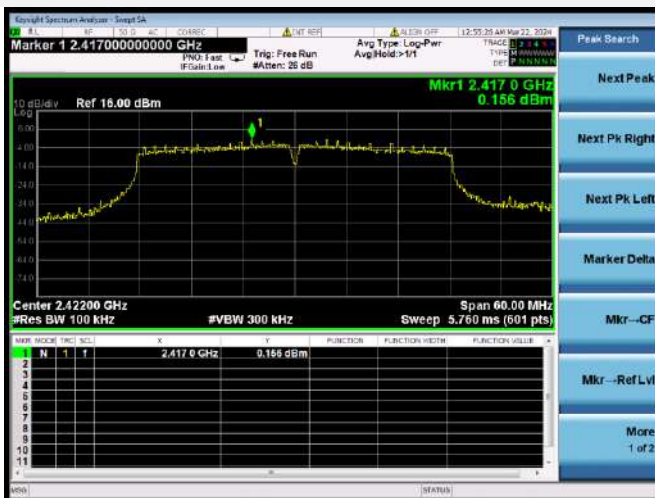
VHT-20 MHz CHANNEL 11, CARRIER LEVEL



802.11n-20 MHz CHANNEL 11, BAND EDGE



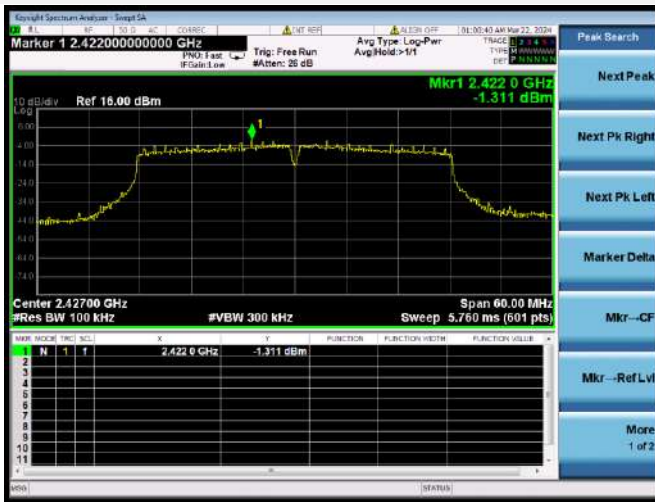
VHT-40 MHz CHANNEL 3, CARRIER LEVEL



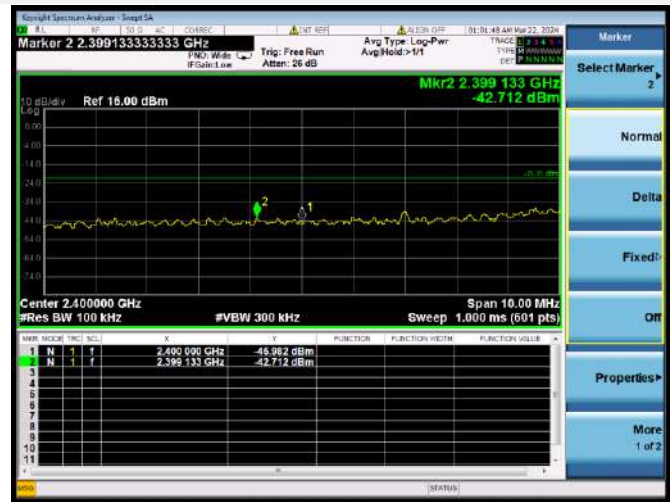
802.11n-40 MHz CHANNEL 3, BAND EDGE



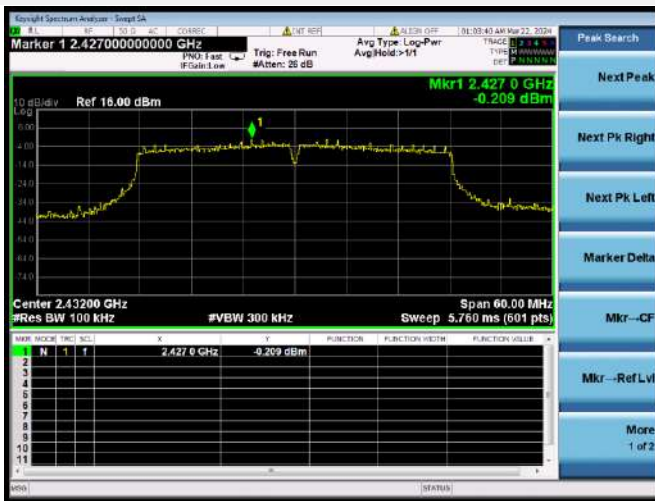
VHT-40 MHz CHANNEL 4, CARRIER LEVEL



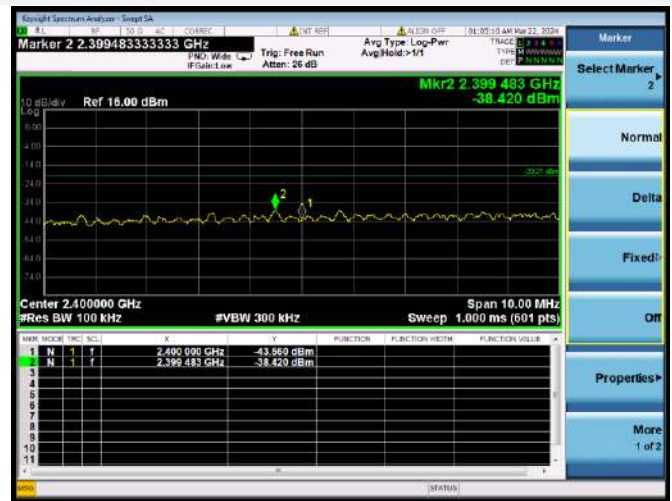
802.11n-40 MHz CHANNEL 4, BAND EDGE



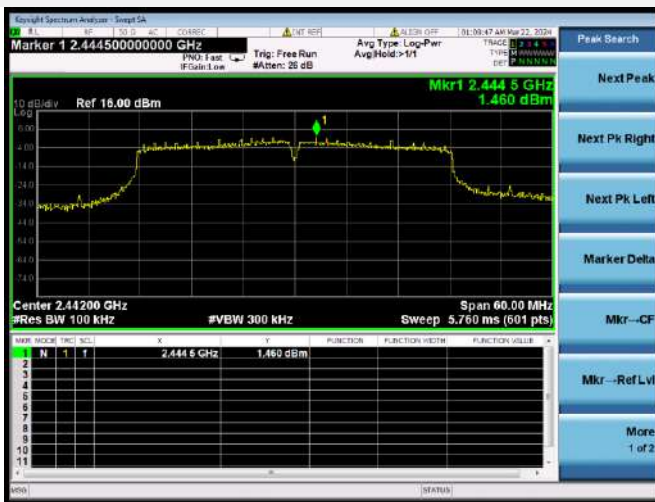
VHT-40 MHz CHANNEL 5, CARRIER LEVEL



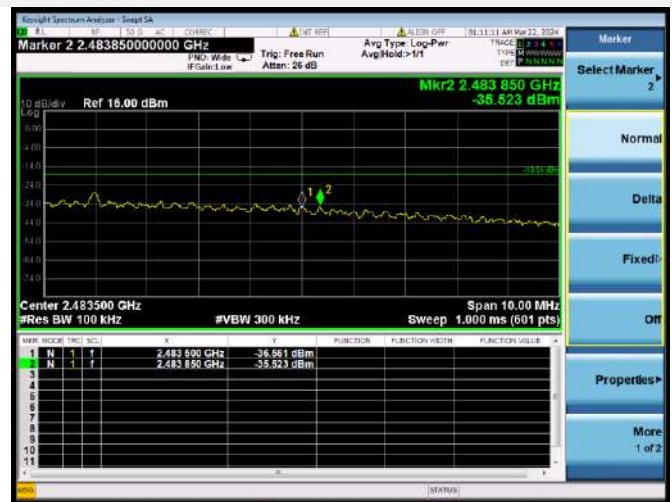
802.11n-40 MHz CHANNEL 5, BAND EDGE



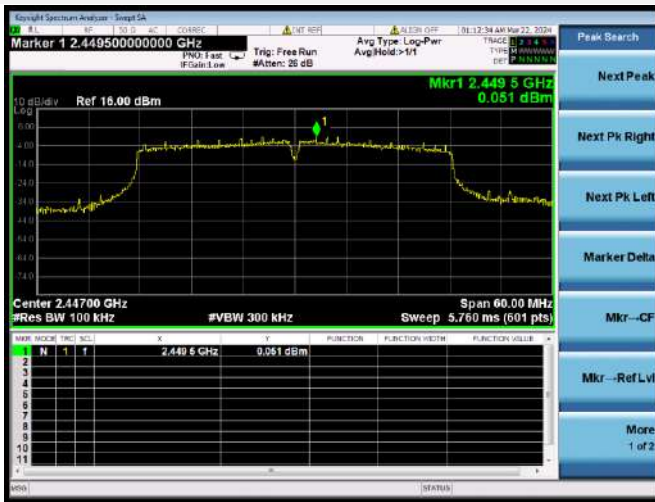
VHT-40 MHz CHANNEL 7, CARRIER LEVEL



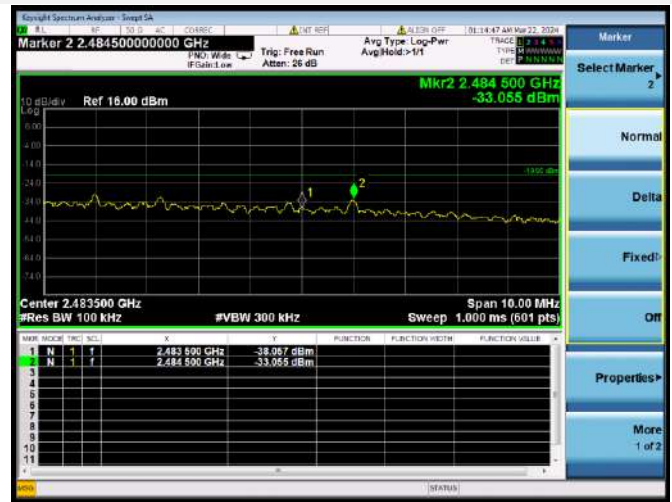
802.11n-40 MHz CHANNEL 7, BAND EDGE



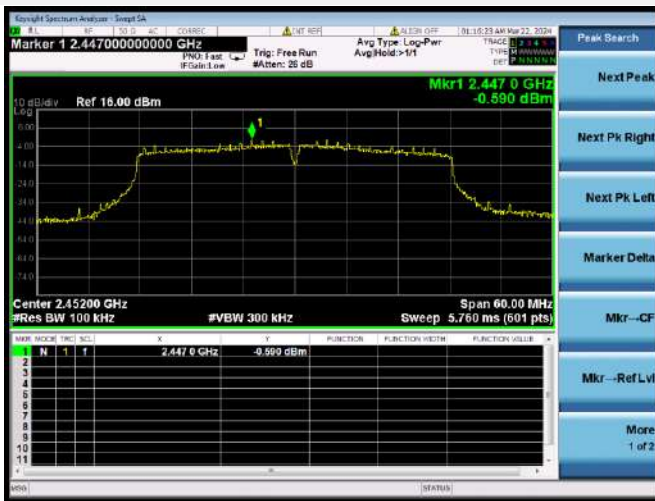
VHT-40 MHz CHANNEL 8, CARRIER LEVEL



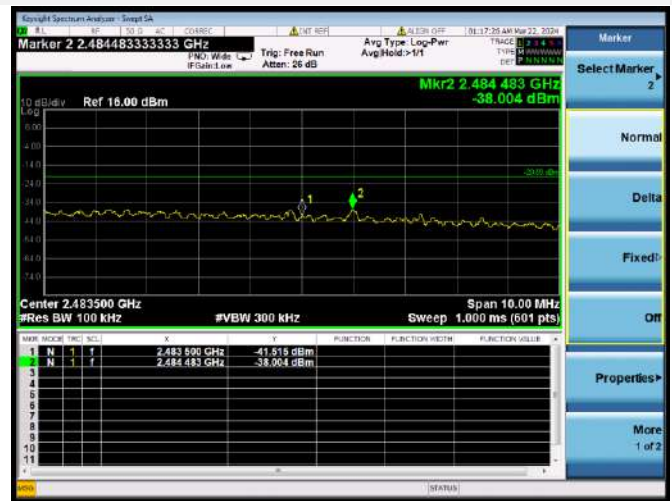
802.11n-40 MHz CHANNEL 8, BAND EDGE



VHT-40 MHz CHANNEL 9, CARRIER LEVEL



802.11n-40 MHz CHANNEL 9, BAND EDGE



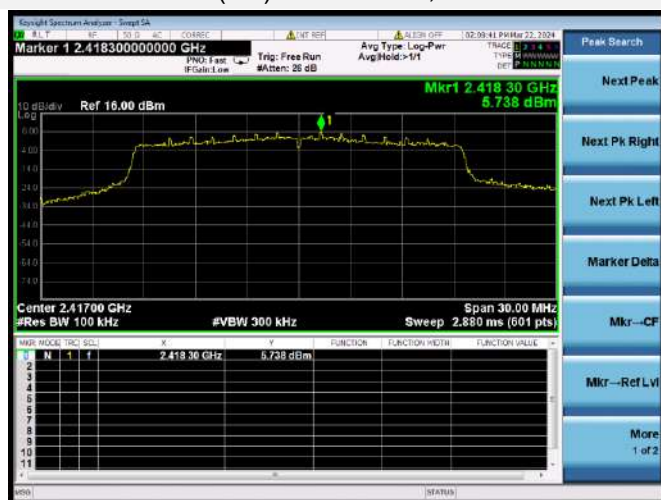
802.11ax-20 MHz(SU) CHANNEL 1, CARRIER LEVEL



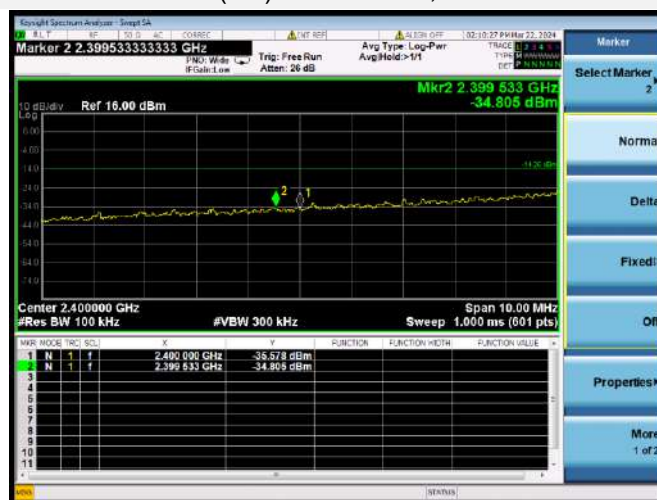
802.11ax-20 MHz(SU) CHANNEL 1, BAND EDGE



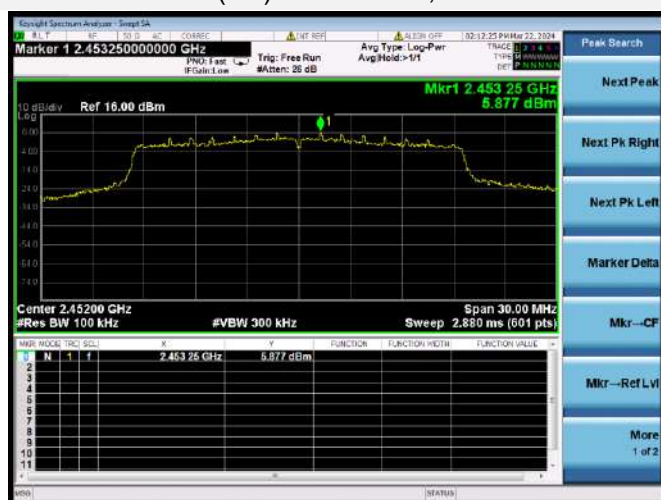
802.11ax-20 MHz(SU) CHANNEL 2, CARRIER LEVEL



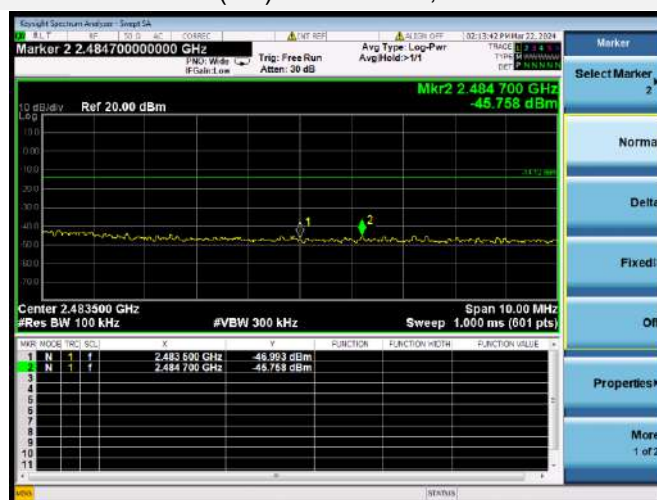
802.11ax-20 MHz(SU) CHANNEL 2, BAND EDGE



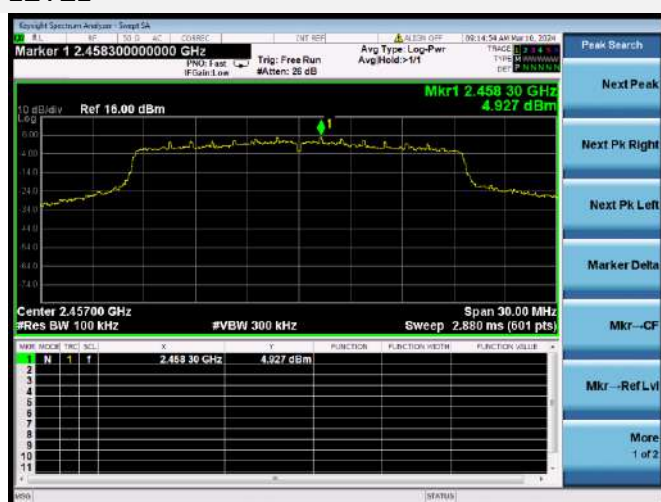
802.11ax-20 MHz(SU) CHANNEL 9, CARRIER LEVEL



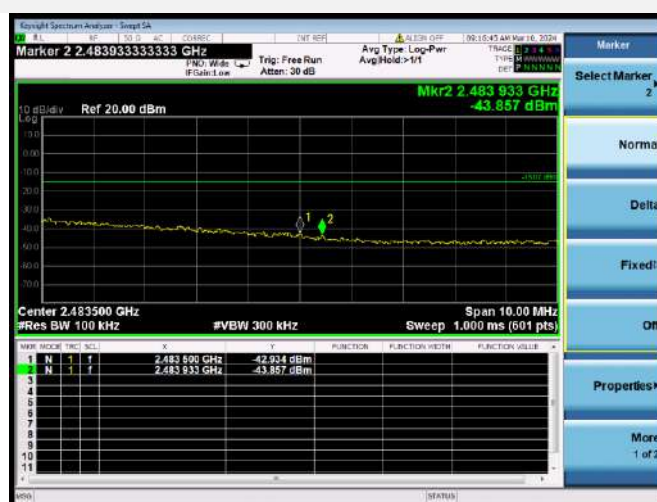
802.11ax-20 MHz(SU) CHANNEL 9, BAND EDGE



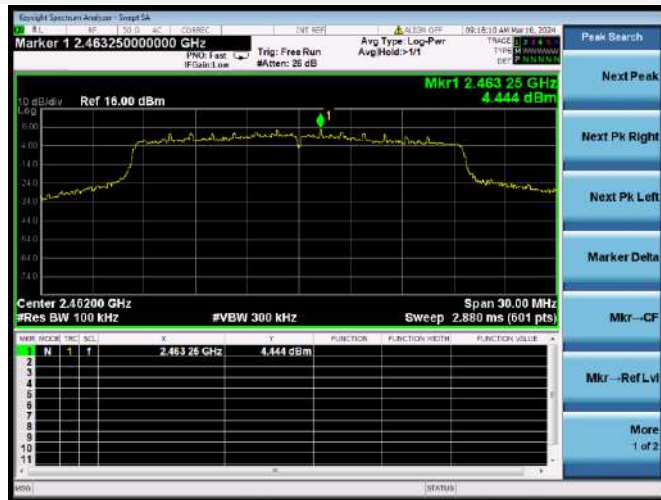
802.11ax-20 MHz(SU) CHANNEL 10, CARRIER LEVEL



802.11ax-20 MHz(SU) CHANNEL 10, BAND EDGE



802.11ax-20 MHz(SU) CHANNEL 11, CARRIER LEVEL



802.11ax-20 MHz(SU) CHANNEL 11, BAND EDGE



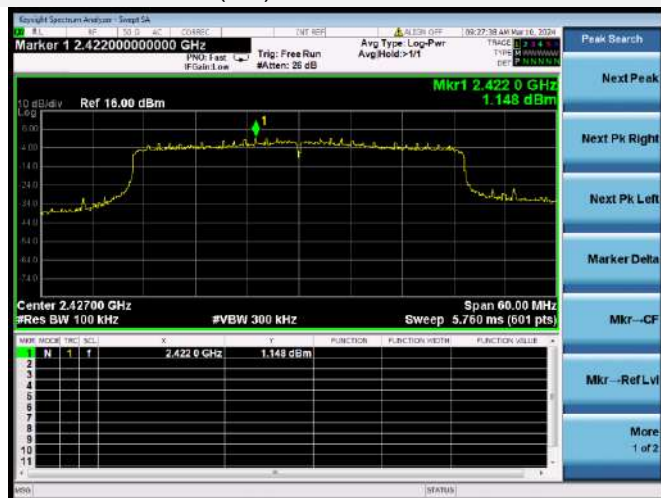
802.11ax-40 MHz(SU) CHANNEL 3, CARRIER LEVEL



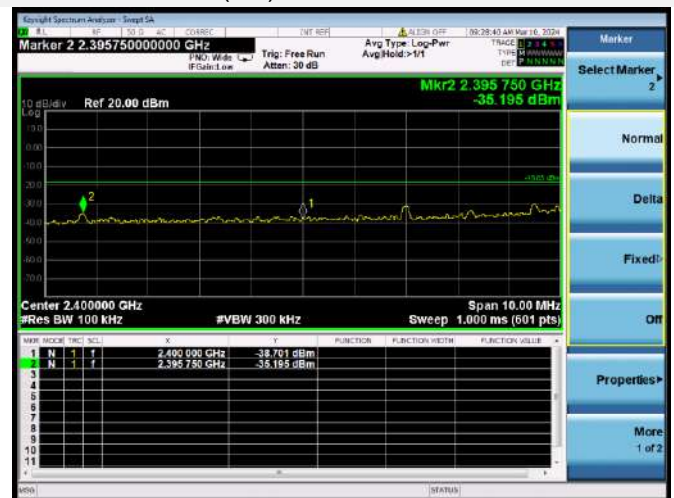
802.11ax-40 MHz(SU) CHANNEL 3, BAND EDGE



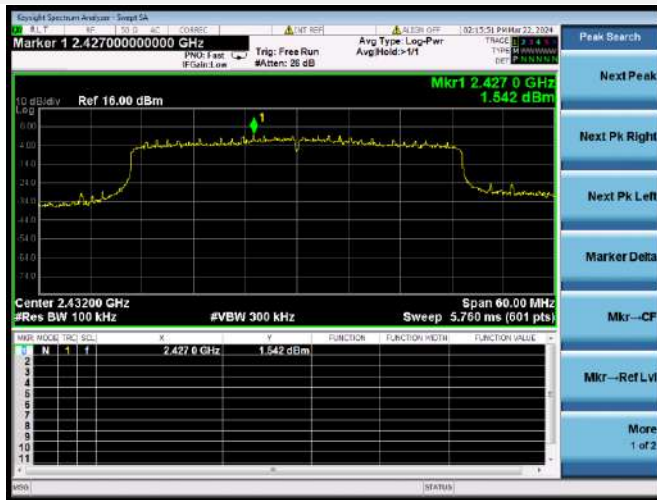
802.11ax-40 MHz(SU) CHANNEL 4, CARRIER LEVEL



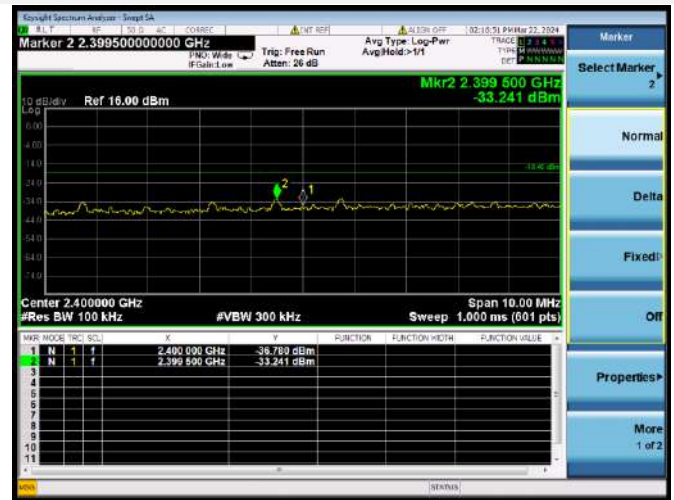
802.11ax-40 MHz(SU) CHANNEL 4, BAND EDGE



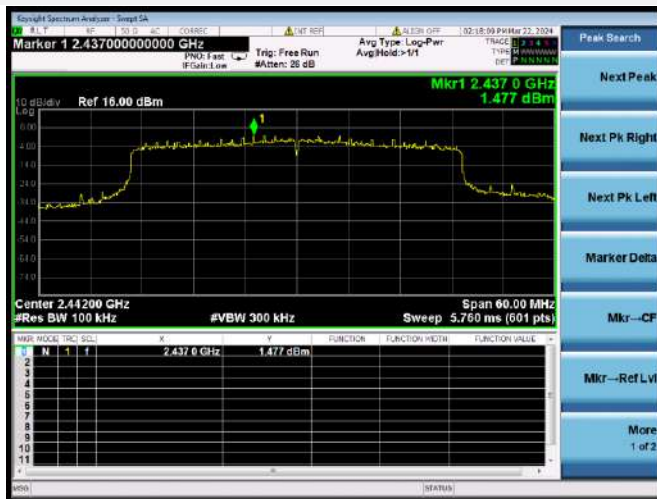
802.11ax-40 MHz(SU) CHANNEL 5, CARRIER LEVEL



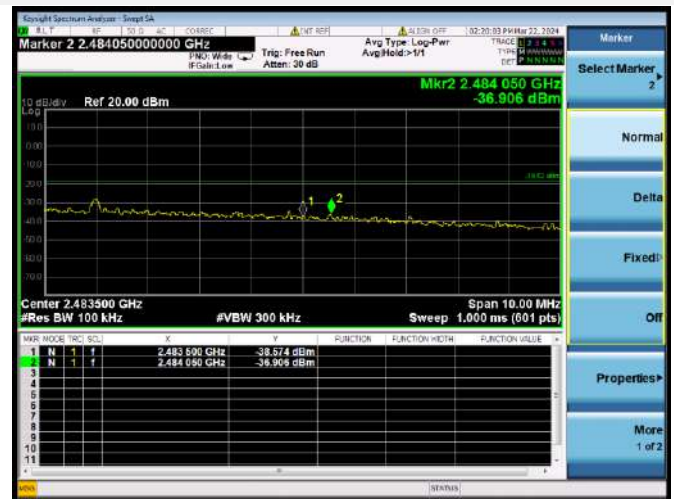
802.11ax-40 MHz(SU) CHANNEL 5, BAND EDGE



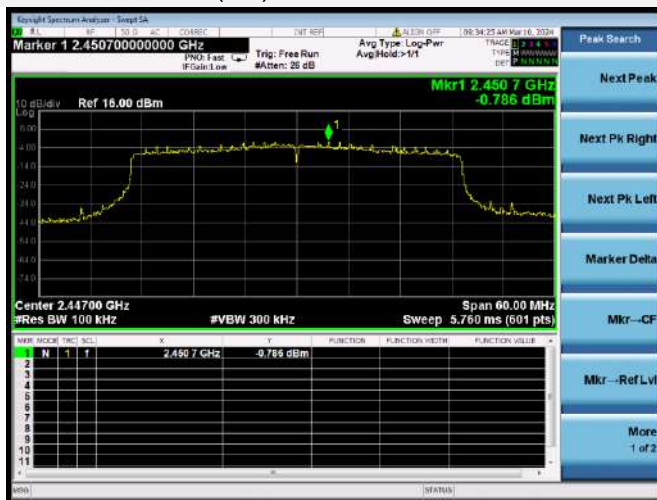
802.11ax-40 MHz(SU) CHANNEL 7, CARRIER LEVEL



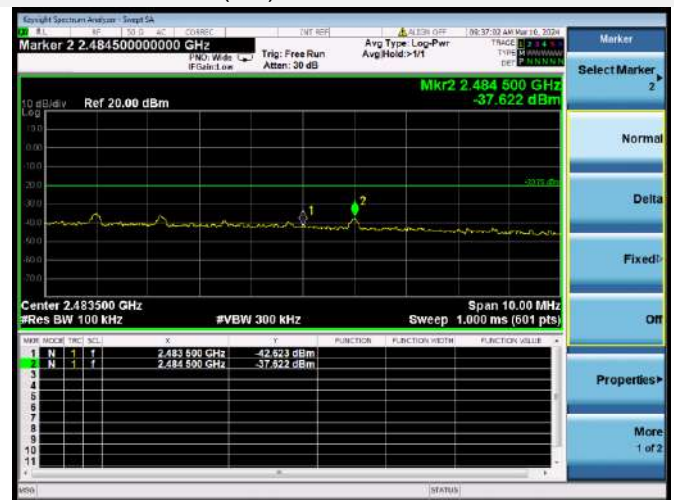
802.11ax-40 MHz(SU) CHANNEL 7, BAND EDGE



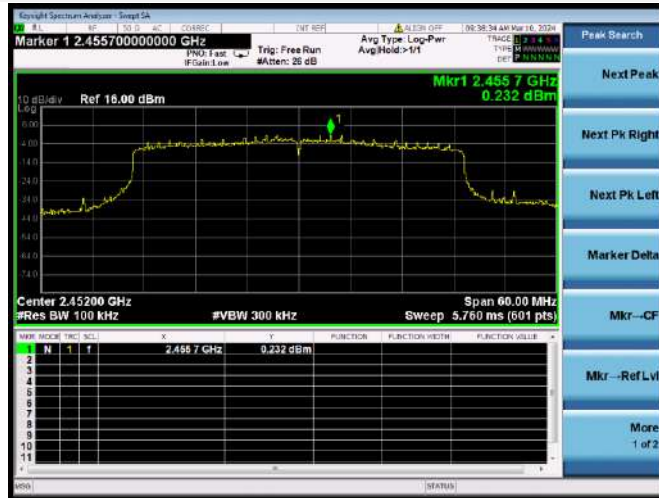
802.11ax-40 MHz(SU) CHANNEL 8, CARRIER LEVEL



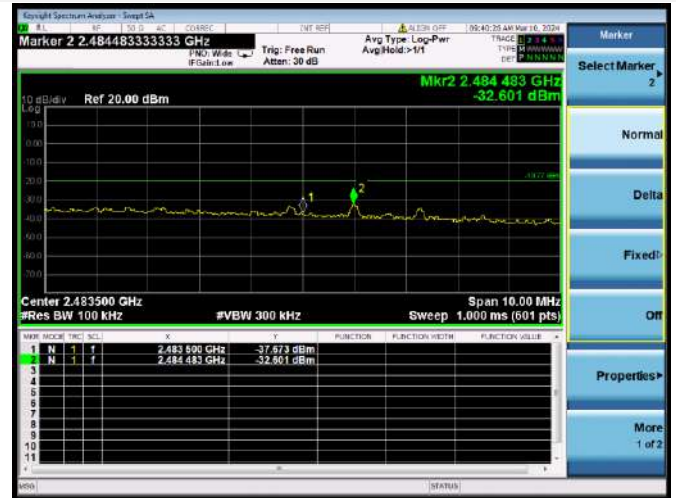
802.11ax-40 MHz(SU) CHANNEL 8, BAND EDGE



802.11ax-40 MHz(SU) CHANNEL 9, CARRIER LEVEL



802.11ax-40 MHz(SU) CHANNEL 9, BAND EDGE



A.5 Conducted Emissions

Note ¹: The EUT is working in the Normal link mode. All modes have been tested and normal link mode is worst.

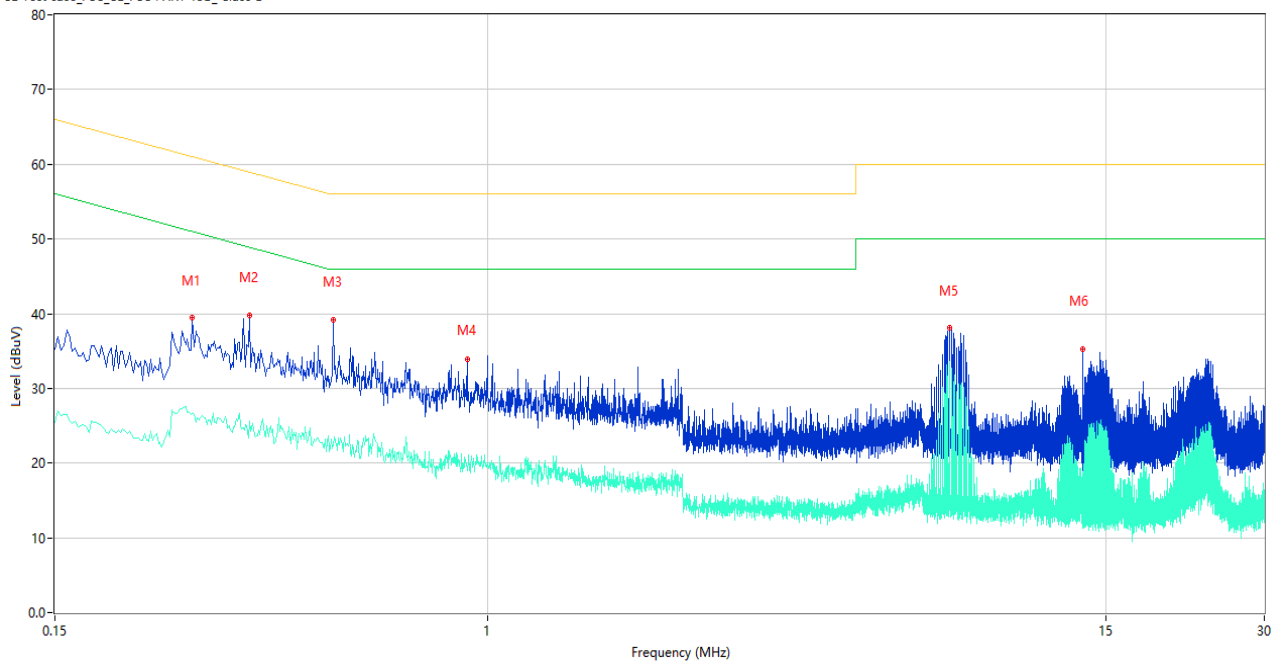
Note ²: Devices subject to Part 15 must be tested for all available U.S. voltages and frequencies (such as a nominal 120 VAC, 60 Hz and 240 VAC, 50 Hz) for which the device is capable of operation. So, The configuration 120 VAC, 60 Hz and 240 VAC, 50 Hz were tested respectively, but only the worst configuration (120 VAC, 60 Hz) shown here.

Note ³: Results (dBuV) = Original reading level of Spectrum Analyzer (dBuV) + Factor (dB)

Test Data and Plots

PHASE L

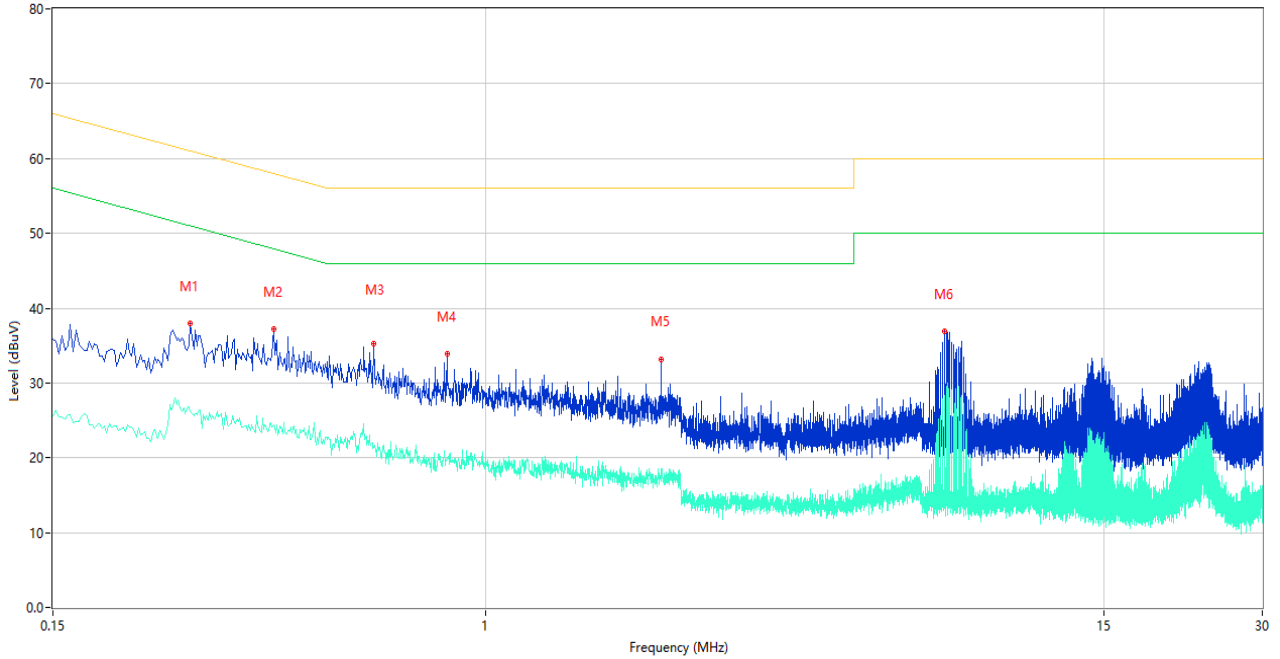
CE Test case_FCC_CE_FCC PART 15B_Class B



No.	Frequency (MHz)	Results (dBuV)	Factor (dB)	Limit (dBuV)	Margin (dB)	Detector	Line	Verdict
1	0.274	39.42	9.43	61.00	21.58	Peak	L	Pass
1**	0.274	26.63	9.43	51.00	24.37	AV	L	Pass
2	0.352	39.84	9.36	58.92	19.08	Peak	L	Pass
2**	0.352	25.62	9.36	48.92	23.30	AV	L	Pass
3	0.508	39.10	9.70	56.00	16.90	Peak	L	Pass
3**	0.508	22.52	9.70	46.00	23.48	AV	L	Pass
4	0.914	33.89	9.62	56.00	22.11	Peak	L	Pass
4**	0.914	18.98	9.62	46.00	27.02	AV	L	Pass
5	7.558	38.06	9.19	60.00	21.94	Peak	L	Pass
5**	7.558	31.31	9.19	50.00	18.69	AV	L	Pass
6	13.562	35.29	7.79	60.00	24.71	Peak	L	Pass
6**	13.562	12.27	7.79	50.00	37.73	AV	L	Pass

PHASE N

CE Test case_FCC_CE_FCC PART 15B_Class B



No.	Frequency (MHz)	Results (dBuV)	Factor (dB)	Limit (dBuV)	Margin (dB)	Detector	Line	Verdict
1	0.274	37.97	9.43	61.00	23.03	Peak	N	Pass
1**	0.274	26.28	9.43	51.00	24.72	AV	N	Pass
2	0.394	37.20	9.93	57.98	20.78	Peak	N	Pass
2**	0.394	24.44	9.93	47.98	23.54	AV	N	Pass
3	0.612	35.33	9.92	56.00	20.67	Peak	N	Pass
3**	0.612	21.36	9.92	46.00	24.64	AV	N	Pass
4	0.844	33.85	9.87	56.00	22.15	Peak	N	Pass
4**	0.844	19.93	9.87	46.00	26.07	AV	N	Pass
5	2.154	33.22	9.94	56.00	22.78	Peak	N	Pass
5**	2.154	18.49	9.94	46.00	27.51	AV	N	Pass
6	7.452	36.90	9.29	60.00	23.10	Peak	N	Pass
6**	7.452	27.72	9.29	50.00	22.28	AV	N	Pass

A.6 Radiated Emission

Note ¹: The symbol of "--" in the table which means not application.

Note ²: For the test data above 1 GHz, According the ANSI C63.10-2013, where limits are specified for both average and peak (or quasi-peak) detector functions, if the peak (or quasi-peak) measured value complies with the average limit, it is unnecessary to perform an average measurement.

Note ³: The low frequency, which started from 9 kHz to 30 MHz, was pre-scanned and the result which was 20 dB lower than the limit line per 15.31(o) was not reported.

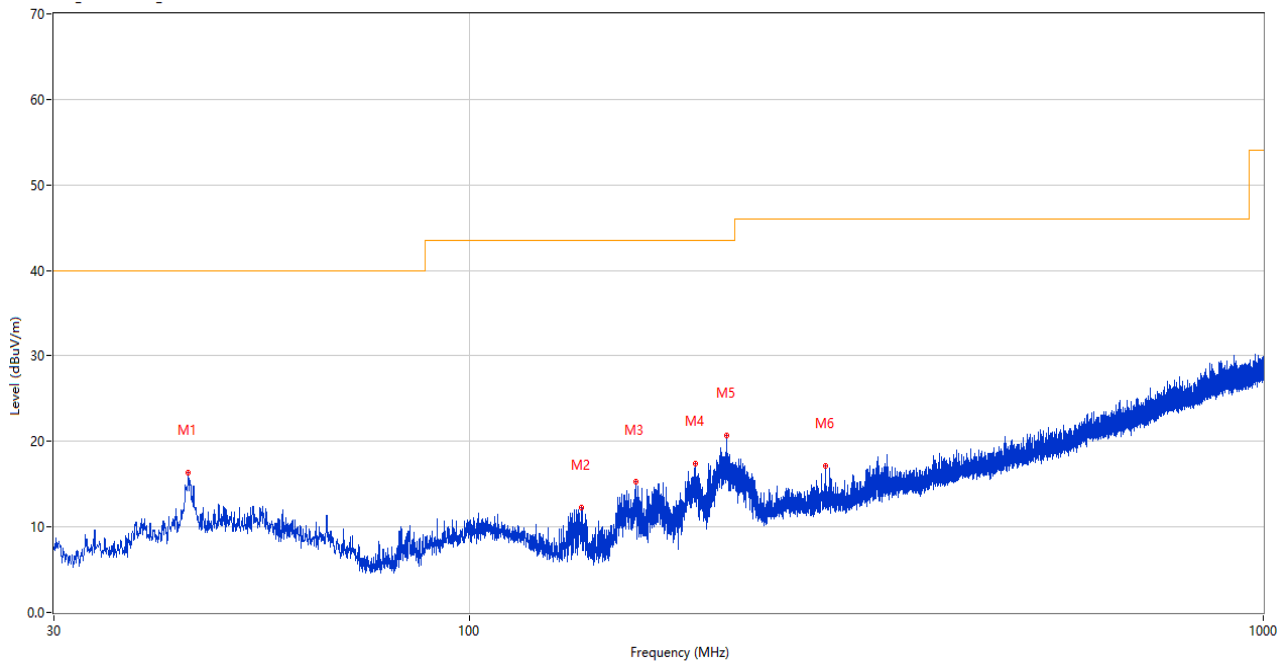
Note ⁴: The EUT is working in the Normal link mode below 1 GHz. All modes have been tested and normal link mode is worst.

Note ⁵: All the configurations were pre tested, only the worst configuration has been reported in this report.

Test Data and Plots

30 MHz to 1 GHz, ANT H

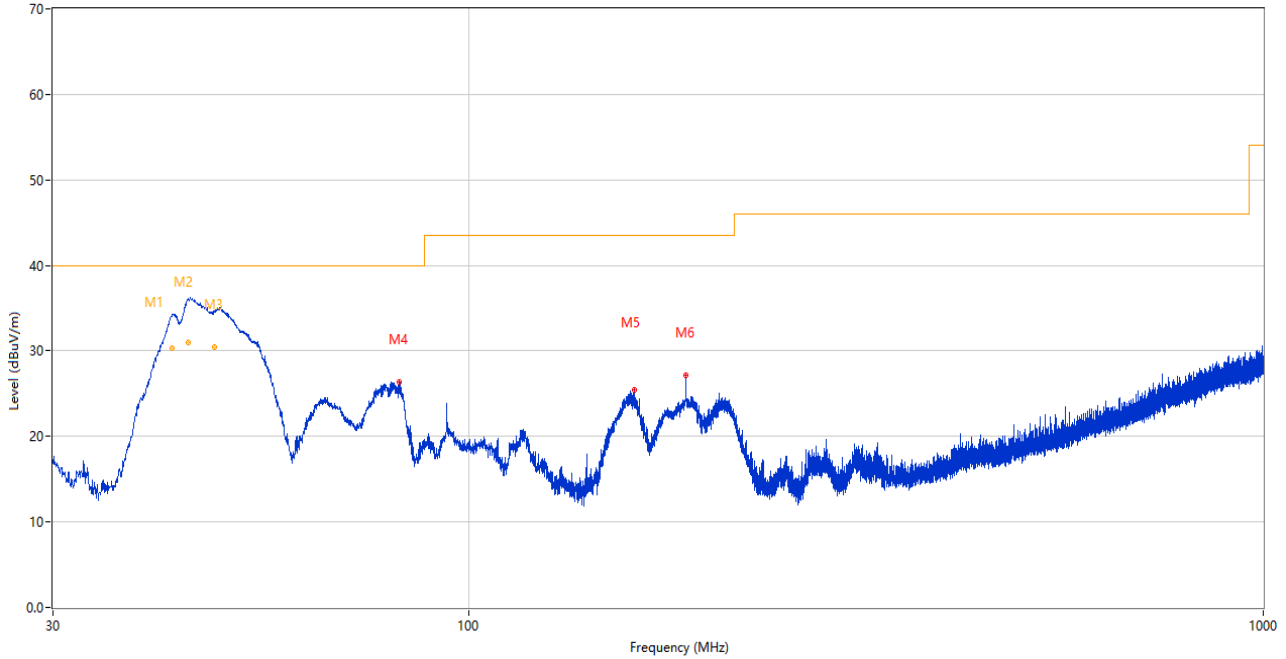
RE Test case_FCC Part 15B_FCC Part 15B Class B 30MHz-1GHz



No.	Frequency (MHz)	Results (dBuV/m)	Factor (dB)	Limit (dBuV/m)	Margin (dB)	Detector	Table (Degree)	Height (cm)	Antenna	Verdict
1	44.259	16.38	-25.73	40.0	23.62	Peak	354.00	100	Horizontal	Pass
2	138.301	12.21	-30.19	43.5	31.29	Peak	96.00	200	Horizontal	Pass
3	162.405	15.34	-29.49	43.5	28.16	Peak	109.00	200	Horizontal	Pass
4	192.475	17.41	-27.10	43.5	26.09	Peak	239.00	200	Horizontal	Pass
5	211.002	20.68	-26.64	43.5	22.82	Peak	79.00	100	Horizontal	Pass
6	281.424	17.11	-24.16	46.0	28.89	Peak	11.00	100	Horizontal	Pass

30 MHz to 1 GHz, ANT V

RE Test case_FCC Part 15B_FCC Part 15B Class B 30MHz-1GHz



No.	Frequency (MHz)	Results (dBuV/m)	Factor (dB)	Limit (dBuV/m)	Margin (dB)	Detector	Table (Degree)	Height (cm)	Antenna	Verdict
1	42.402	32.34	-25.93	40.0	7.66	Peak	269.00	101	Vertical	N/A
1*	42.402	30.27	-25.93	40.0	9.73	QP	269.00	101	Vertical	Pass
2	44.343	33.39	-25.64	40.0	6.61	Peak	321.00	100	Vertical	N/A
2*	44.343	30.94	-25.64	40.0	9.06	QP	321.00	100	Vertical	Pass
3	47.938	33.08	-25.37	40.0	6.92	Peak	260.00	101	Vertical	N/A
3*	47.938	30.48	-25.37	40.0	9.52	QP	260.00	101	Vertical	Pass
4	81.701	26.39	-30.77	40.0	13.61	Peak	114.00	100	Vertical	Pass
5	161.629	25.50	-29.52	43.5	18.00	Peak	310.00	100	Vertical	Pass
6	187.770	27.19	-27.74	43.5	16.31	Peak	321.00	100	Vertical	Pass

Note 1: The marked spikes near 2400 MHz with circle should be ignored because they are Fundamental signal.

Note 2: The spurious above 18G is noise only, do not show on the report.

MIMO

1 GHz to 18 GHz, ANT H 802.11b Channel 1

No.	Frequency (MHz)	Results (dBuV/m)	Factor (dB)	Limit (dBuV/m)	Margin (dB)	Detector	Table (Degree)	Height (cm)	Antenna	Verdict
1	1017.300	47.58	-17.79	74.0	26.42	Peak	357.00	300	Horizontal	Pass
1**	1017.300	38.60	-17.79	54.0	15.40	AV	357.00	300	Horizontal	Pass
2	2413.300	105.68	-10.74	74.0	-31.68	Peak	50.00	150	Horizontal	N/A
2**	2413.300	102.56	-10.74	54.0	-48.56	AV	50.00	150	Horizontal	N/A
3	4969.200	51.56	-1.86	74.0	22.44	Peak	331.00	150	Horizontal	Pass
3**	4969.200	42.58	-1.86	54.0	11.42	AV	331.00	150	Horizontal	Pass
4	6990.600	54.96	1.79	74.0	19.04	Peak	141.00	100	Horizontal	Pass
4**	6990.600	44.14	1.79	54.0	9.86	AV	141.00	100	Horizontal	Pass
5	12824.549	54.39	1.03	74.0	19.61	Peak	265.00	100	Horizontal	Pass
5**	12824.549	44.52	1.03	54.0	9.48	AV	265.00	100	Horizontal	Pass
6	16060.650	56.76	0.97	74.0	17.24	Peak	47.00	200	Horizontal	Pass
6**	16060.650	47.41	0.97	54.0	6.59	AV	47.00	200	Horizontal	Pass

1 GHz to 18 GHz, ANT V 802.11b Channel 1

No.	Frequency (MHz)	Results (dBuV/m)	Factor (dB)	Limit (dBuV/m)	Margin (dB)	Detector	Table (Degree)	Height (cm)	Antenna	Verdict
1	1015.500	49.81	-17.70	74.0	24.19	Peak	360.00	300	Vertical	Pass
1**	1015.500	37.52	-17.70	54.0	16.48	AV	360.00	300	Vertical	Pass
2	2413.400	95.42	-10.75	74.0	-21.42	Peak	103.00	200	Vertical	N/A
2**	2413.400	92.52	-10.75	54.0	-38.52	AV	103.00	200	Vertical	N/A
3	4862.800	51.96	-2.80	74.0	22.04	Peak	109.00	150	Vertical	Pass
3**	4862.800	42.37	-2.80	54.0	11.63	AV	109.00	150	Vertical	Pass
4	6608.400	54.62	0.24	74.0	19.38	Peak	32.00	100	Vertical	Pass
4**	6608.400	45.88	0.24	54.0	8.12	AV	32.00	100	Vertical	Pass
5	10937.600	54.03	-0.04	74.0	19.97	Peak	360.00	300	Vertical	Pass
5**	10937.600	43.66	-0.04	54.0	10.34	AV	360.00	300	Vertical	Pass
6	17473.688	56.61	2.84	74.0	17.39	Peak	166.00	300	Vertical	Pass
6**	17473.688	47.58	2.84	54.0	6.42	AV	166.00	300	Vertical	Pass

1 GHz to 18 GHz, ANT H 802.11b Channel 6

No.	Frequency (MHz)	Results (dBuV/m)	Factor (dB)	Limit (dBuV/m)	Margin (dB)	Detector	Table (Degree)	Height (cm)	Antenna	Verdict
1	1572.200	40.32	-17.05	74.0	33.68	Peak	25.00	200	Horizontal	Pass
1**	1572.200	29.97	-17.05	54.0	24.03	AV	25.00	200	Horizontal	Pass
2	2435.800	104.30	-12.14	74.0	-30.30	Peak	49.00	100	Horizontal	N/A
2**	2435.800	101.24	-12.14	54.0	-47.24	AV	49.00	100	Horizontal	N/A
3	4973.000	51.47	-1.64	74.0	22.53	Peak	165.00	200	Horizontal	Pass
3**	4973.000	43.03	-1.64	54.0	10.97	AV	165.00	200	Horizontal	Pass
4	6811.200	55.03	1.33	74.0	18.97	Peak	197.00	400	Horizontal	Pass
4**	6811.200	45.65	1.33	54.0	8.35	AV	197.00	400	Horizontal	Pass
5	12840.037	54.17	1.33	74.0	19.83	Peak	287.00	400	Horizontal	Pass
5**	12840.037	44.68	1.33	54.0	9.32	AV	287.00	400	Horizontal	Pass
6	17397.301	56.68	3.08	74.0	17.32	Peak	89.00	400	Horizontal	Pass
6**	17397.301	47.92	3.08	54.0	6.08	AV	89.00	400	Horizontal	Pass

1 GHz to 18 GHz, ANT V 802.11b Channel 6

No.	Frequency (MHz)	Results (dBuV/m)	Factor (dB)	Limit (dBuV/m)	Margin (dB)	Detector	Table (Degree)	Height (cm)	Antenna	Verdict
1	1164.800	47.32	-17.57	74.0	26.68	Peak	65.00	300	Vertical	Pass
1**	1164.800	40.50	-17.57	54.0	13.50	AV	65.00	300	Vertical	Pass
2	2435.800	95.07	-12.14	74.0	-21.07	Peak	94.00	150	Vertical	N/A
2**	2435.800	92.20	-12.14	54.0	-38.20	AV	94.00	150	Vertical	N/A
3	4967.400	51.92	-1.90	74.0	22.08	Peak	46.00	200	Vertical	Pass
3**	4967.400	42.35	-1.90	54.0	11.65	AV	46.00	200	Vertical	Pass
4	5973.600	54.45	-0.44	74.0	19.55	Peak	144.00	200	Vertical	Pass
4**	5973.600	44.61	-0.44	54.0	9.39	AV	144.00	200	Vertical	Pass
5	12800.663	54.35	1.07	74.0	19.65	Peak	94.00	300	Vertical	Pass
5**	12800.663	44.31	1.07	54.0	9.69	AV	94.00	300	Vertical	Pass
6	16081.651	57.18	1.60	74.0	16.82	Peak	360.00	300	Vertical	Pass
6**	16081.651	46.85	1.60	54.0	7.15	AV	360.00	300	Vertical	Pass

1 GHz to 18 GHz, ANT H 802.11b Channel 11

No.	Frequency (MHz)	Results (dBuV/m)	Factor (dB)	Limit (dBuV/m)	Margin (dB)	Detector	Table (Degree)	Height (cm)	Antenna	Verdict
1	1073.800	43.81	-18.21	74.0	30.19	Peak	358.00	400	Horizontal	Pass
1**	1073.800	28.09	-18.21	54.0	25.91	AV	358.00	400	Horizontal	Pass
2	2463.200	104.36	-11.79	74.0	-30.36	Peak	49.00	100	Horizontal	N/A
2**	2463.200	101.32	-11.79	54.0	-47.32	AV	49.00	100	Horizontal	N/A
3	4934.800	52.53	-2.12	74.0	21.47	Peak	189.00	150	Horizontal	Pass
3**	4934.800	42.06	-2.12	54.0	11.94	AV	189.00	150	Horizontal	Pass
4	6806.200	55.03	2.26	74.0	18.97	Peak	17.00	300	Horizontal	Pass
4**	6806.200	46.97	2.26	54.0	7.03	AV	17.00	300	Horizontal	Pass
5	12842.925	53.99	1.34	74.0	20.01	Peak	343.00	200	Horizontal	Pass
5**	12842.925	45.16	1.34	54.0	8.84	AV	343.00	200	Horizontal	Pass
6	17434.051	57.01	3.30	74.0	16.99	Peak	246.00	300	Horizontal	Pass
6**	17434.051	47.55	3.30	54.0	6.45	AV	246.00	300	Horizontal	Pass

1 GHz to 18 GHz, ANT V 802.11b Channel 11

No.	Frequency (MHz)	Results (dBuV/m)	Factor (dB)	Limit (dBuV/m)	Margin (dB)	Detector	Table (Degree)	Height (cm)	Antenna	Verdict
1	1164.600	49.37	-17.57	74.0	24.63	Peak	226.00	100	Vertical	Pass
1**	1164.600	33.51	-17.57	54.0	20.49	AV	226.00	100	Vertical	Pass
2	2460.900	96.06	-12.06	74.0	-22.06	Peak	93.00	200	Vertical	N/A
2**	2460.900	93.20	-12.06	54.0	-39.20	AV	93.00	200	Vertical	N/A
3	4983.200	51.99	-1.65	74.0	22.01	Peak	146.00	100	Vertical	Pass
3**	4983.200	43.32	-1.65	54.0	10.68	AV	146.00	100	Vertical	Pass
4	6519.600	55.03	0.38	74.0	18.97	Peak	16.00	100	Vertical	Pass
4**	6519.600	45.05	0.38	54.0	8.95	AV	16.00	100	Vertical	Pass
5	12819.299	53.96	0.91	74.0	20.04	Peak	138.00	400	Vertical	Pass
5**	12819.299	44.45	0.91	54.0	9.55	AV	138.00	400	Vertical	Pass
6	16421.324	56.56	1.20	74.0	17.44	Peak	157.00	400	Vertical	Pass
6**	16421.324	46.82	1.20	54.0	7.18	AV	157.00	400	Vertical	Pass

1 GHz to 18 GHz, ANT H 802.11g Channel 1

No.	Frequency (MHz)	Results (dBuV/m)	Factor (dB)	Limit (dBuV/m)	Margin (dB)	Detector	Table (Degree)	Height (cm)	Antenna	Verdict
1	1330.700	40.27	-16.99	74.0	33.73	Peak	194.00	200	Horizontal	Pass
1**	1330.700	30.00	-16.99	54.0	24.00	AV	194.00	200	Horizontal	Pass
2	2415.200	109.29	-11.12	74.0	-35.29	Peak	291.00	100	Horizontal	N/A
2**	2415.200	102.43	-11.12	54.0	-48.43	AV	291.00	100	Horizontal	N/A
3	4970.800	52.03	-1.62	74.0	21.97	Peak	255.00	200	Horizontal	Pass
3**	4970.800	43.59	-1.62	54.0	10.41	AV	255.00	200	Horizontal	Pass
4	6484.400	55.09	-1.21	74.0	18.91	Peak	168.00	300	Horizontal	Pass
4**	6484.400	44.31	-1.21	54.0	9.69	AV	168.00	300	Horizontal	Pass
5	12864.713	54.29	1.43	74.0	19.71	Peak	114.00	100	Horizontal	Pass
5**	12864.713	44.37	1.43	54.0	9.63	AV	114.00	100	Horizontal	Pass
6	17439.037	56.85	3.07	74.0	17.15	Peak	173.00	300	Horizontal	Pass
6**	17439.037	47.17	3.07	54.0	6.83	AV	173.00	300	Horizontal	Pass

1 GHz to 18 GHz, ANT V 802.11g Channel 1

No.	Frequency (MHz)	Results (dBuV/m)	Factor (dB)	Limit (dBuV/m)	Margin (dB)	Detector	Table (Degree)	Height (cm)	Antenna	Verdict
1	1164.000	48.01	-17.58	74.0	25.99	Peak	249.00	100	Vertical	Pass
1**	1164.000	36.00	-17.58	54.0	18.00	AV	249.00	100	Vertical	Pass
2	2414.300	106.95	-10.81	74.0	-32.95	Peak	88.00	100	Vertical	N/A
2**	2414.300	100.25	-10.81	54.0	-46.25	AV	88.00	100	Vertical	N/A
3	4928.400	52.19	-2.41	74.0	21.81	Peak	330.00	150	Vertical	Pass
3**	4928.400	42.13	-2.41	54.0	11.87	AV	330.00	150	Vertical	Pass
4	6347.400	54.62	-0.83	74.0	19.38	Peak	0.00	100	Vertical	Pass
4**	6347.400	44.28	-0.83	54.0	9.72	AV	0.00	100	Vertical	Pass
5	12887.287	53.58	1.57	74.0	20.42	Peak	303.00	300	Vertical	Pass
5**	12887.287	44.07	1.57	54.0	9.93	AV	303.00	300	Vertical	Pass
6	17481.562	56.52	2.67	74.0	17.48	Peak	67.00	400	Vertical	Pass
6**	17481.562	47.55	2.67	54.0	6.45	AV	67.00	400	Vertical	Pass

1 GHz to 18 GHz, ANT H 802.11g Channel 2

No.	Frequency (MHz)	Results (dBuV/m)	Factor (dB)	Limit (dBuV/m)	Margin (dB)	Detector	Table (Degree)	Height (cm)	Antenna	Verdict
1	1331.300	40.08	-17.03	74.0	33.92	Peak	228.00	400	Horizontal	Pass
1**	1331.300	30.86	-17.03	54.0	23.14	AV	228.00	400	Horizontal	Pass
2	2414.900	109.33	-11.02	74.0	-35.33	Peak	261.00	150	Horizontal	N/A
2**	2414.900	102.07	-11.02	54.0	-48.07	AV	261.00	150	Horizontal	N/A
3	5417.800	53.90	-1.61	74.0	20.10	Peak	172.00	150	Horizontal	Pass
3**	5417.800	44.05	-1.61	54.0	9.95	AV	172.00	150	Horizontal	Pass
4	6406.800	54.46	-0.48	74.0	19.54	Peak	346.00	150	Horizontal	Pass
4**	6406.800	45.12	-0.48	54.0	8.88	AV	346.00	150	Horizontal	Pass
5	12281.950	53.63	1.79	74.0	20.37	Peak	340.00	300	Horizontal	Pass
5**	12281.950	44.48	1.79	54.0	9.52	AV	340.00	300	Horizontal	Pass
6	17436.412	56.65	3.20	74.0	17.35	Peak	307.00	200	Horizontal	Pass
6**	17436.412	46.81	3.20	54.0	7.19	AV	307.00	200	Horizontal	Pass

1 GHz to 18 GHz, ANT V 802.11g Channel 2

No.	Frequency (MHz)	Results (dBuV/m)	Factor (dB)	Limit (dBuV/m)	Margin (dB)	Detector	Table (Degree)	Height (cm)	Antenna	Verdict
1	1164.400	48.55	-17.57	74.0	25.45	Peak	246.00	100	Vertical	Pass
1**	1164.400	38.83	-17.57	54.0	15.17	AV	246.00	100	Vertical	Pass
2	2419.100	102.65	-11.99	74.0	-28.65	Peak	151.00	100	Vertical	N/A
2**	2419.100	95.08	-11.99	54.0	-41.08	AV	151.00	100	Vertical	N/A
3	4859.800	52.15	-3.11	74.0	21.85	Peak	149.00	200	Vertical	Pass
3**	4859.800	41.69	-3.11	54.0	12.31	AV	149.00	200	Vertical	Pass
4	6331.000	55.09	-0.79	74.0	18.91	Peak	0.00	400	Vertical	Pass
4**	6331.000	44.20	-0.79	54.0	9.80	AV	0.00	400	Vertical	Pass
5	13382.362	56.21	0.64	74.0	17.79	Peak	263.00	150	Vertical	Pass
5**	13382.362	45.89	0.64	54.0	8.11	AV	263.00	150	Vertical	Pass
6	16033.087	55.61	0.74	74.0	18.39	Peak	105.00	150	Vertical	Pass
6**	16033.087	46.66	0.74	54.0	7.34	AV	105.00	150	Vertical	Pass

1 GHz to 18 GHz, ANT H 802.11g Channel 6

No.	Frequency (MHz)	Results (dBuV/m)	Factor (dB)	Limit (dBuV/m)	Margin (dB)	Detector	Table (Degree)	Height (cm)	Antenna	Verdict
1	1328.600	39.56	-17.09	74.0	34.44	Peak	200.00	400	Horizontal	Pass
1**	1328.600	29.28	-17.09	54.0	24.72	AV	200.00	400	Horizontal	Pass
2	2435.100	108.50	-12.16	74.0	-34.50	Peak	252.00	150	Horizontal	N/A
2**	2435.100	102.08	-12.16	54.0	-48.08	AV	252.00	150	Horizontal	N/A
3	4815.800	51.74	-2.33	74.0	22.26	Peak	0.00	150	Horizontal	Pass
3**	4815.800	42.84	-2.33	54.0	11.16	AV	0.00	150	Horizontal	Pass
4	6805.000	54.89	1.87	74.0	19.11	Peak	160.00	400	Horizontal	Pass
4**	6805.000	45.97	1.87	54.0	8.03	AV	160.00	400	Horizontal	Pass
5	12268.724	53.89	1.41	74.0	20.11	Peak	30.00	400	Horizontal	Pass
5**	12268.724	44.68	1.41	54.0	9.32	AV	30.00	400	Horizontal	Pass
6	17407.537	56.71	3.38	74.0	17.29	Peak	285.00	100	Horizontal	Pass
6**	17407.537	47.63	3.38	54.0	6.37	AV	285.00	100	Horizontal	Pass

1 GHz to 18 GHz, ANT V 802.11g Channel 6

No.	Frequency (MHz)	Results (dBuV/m)	Factor (dB)	Limit (dBuV/m)	Margin (dB)	Detector	Table (Degree)	Height (cm)	Antenna	Verdict
1	1166.400	48.43	-17.64	74.0	25.57	Peak	242.00	400	Vertical	Pass
1**	1166.400	33.20	-17.64	54.0	20.80	AV	242.00	400	Vertical	Pass
2	2434.500	106.00	-12.20	74.0	-32.00	Peak	96.00	150	Vertical	N/A
2**	2434.500	98.88	-12.20	54.0	-44.88	AV	96.00	150	Vertical	N/A
3	4971.800	51.70	-1.61	74.0	22.30	Peak	5.00	200	Vertical	Pass
3**	4971.800	42.63	-1.61	54.0	11.37	AV	5.00	200	Vertical	Pass
4	6806.200	54.90	2.26	74.0	19.10	Peak	275.00	100	Vertical	Pass
4**	6806.200	46.37	2.26	54.0	7.63	AV	275.00	100	Vertical	Pass
5	12832.950	53.84	1.21	74.0	20.16	Peak	90.00	100	Vertical	Pass
5**	12832.950	45.44	1.21	54.0	8.56	AV	90.00	100	Vertical	Pass
6	17405.962	57.06	3.34	74.0	16.94	Peak	304.00	200	Vertical	Pass
6**	17405.962	47.95	3.34	54.0	6.05	AV	304.00	200	Vertical	Pass

1 GHz to 18 GHz, ANT H 802.11g Channel 10

No.	Frequency (MHz)	Results (dBuV/m)	Factor (dB)	Limit (dBuV/m)	Margin (dB)	Detector	Table (Degree)	Height (cm)	Antenna	Verdict
1	1328.100	39.88	-17.09	74.0	34.12	Peak	219.00	100	Horizontal	Pass
1**	1328.100	30.99	-17.09	54.0	23.01	AV	219.00	100	Horizontal	Pass
2	2460.000	108.28	-11.98	74.0	-34.28	Peak	275.00	200	Horizontal	N/A
2**	2460.000	101.32	-11.98	54.0	-47.32	AV	275.00	200	Horizontal	N/A
3	4437.000	50.04	-4.14	74.0	23.96	Peak	360.00	150	Horizontal	Pass
3**	4437.000	40.07	-4.14	54.0	13.93	AV	360.00	150	Horizontal	Pass
4	6807.600	54.65	1.96	74.0	19.35	Peak	0.00	400	Horizontal	Pass
4**	6807.600	46.32	1.96	54.0	7.68	AV	0.00	400	Horizontal	Pass
5	13428.300	56.74	0.40	74.0	17.26	Peak	306.00	150	Horizontal	Pass
5**	13428.300	46.17	0.40	54.0	7.83	AV	306.00	150	Horizontal	Pass
6	15650.888	56.37	1.18	74.0	17.63	Peak	115.00	150	Horizontal	Pass
6**	15650.888	45.88	1.18	54.0	8.12	AV	115.00	150	Horizontal	Pass

1 GHz to 18 GHz, ANT V 802.11g Channel 10

No.	Frequency (MHz)	Results (dBuV/m)	Factor (dB)	Limit (dBuV/m)	Margin (dB)	Detector	Table (Degree)	Height (cm)	Antenna	Verdict
1	1163.500	48.49	-17.59	74.0	25.51	Peak	249.00	300	Vertical	Pass
1**	1163.500	37.58	-17.59	54.0	16.42	AV	249.00	300	Vertical	Pass
2	2454.800	101.98	-12.13	74.0	-27.98	Peak	153.00	100	Vertical	N/A
2**	2454.800	94.35	-12.13	54.0	-40.35	AV	153.00	100	Vertical	N/A
3	4985.200	52.47	-1.98	74.0	21.53	Peak	186.00	200	Vertical	Pass
3**	4985.200	42.93	-1.98	54.0	11.07	AV	186.00	200	Vertical	Pass
4	6518.800	55.03	0.09	74.0	18.97	Peak	320.00	200	Vertical	Pass
4**	6518.800	44.96	0.09	54.0	9.04	AV	320.00	200	Vertical	Pass
5	12725.276	53.61	1.25	74.0	20.39	Peak	71.00	300	Vertical	Pass
5**	12725.276	44.95	1.25	54.0	9.05	AV	71.00	300	Vertical	Pass
6	15495.224	56.36	1.05	74.0	17.64	Peak	14.00	100	Vertical	Pass
6**	15495.224	46.03	1.05	54.0	7.97	AV	14.00	100	Vertical	Pass

1 GHz to 18 GHz, ANT H 802.11g Channel 11

No.	Frequency (MHz)	Results (dBuV/m)	Factor (dB)	Limit (dBuV/m)	Margin (dB)	Detector	Table (Degree)	Height (cm)	Antenna	Verdict
1	1331.200	40.42	-17.03	74.0	33.58	Peak	205.00	200	Horizontal	Pass
1**	1331.200	31.06	-17.03	54.0	22.94	AV	205.00	200	Horizontal	Pass
2	2459.500	108.98	-11.94	74.0	-34.98	Peak	306.00	150	Horizontal	N/A
2**	2459.500	102.18	-11.94	54.0	-48.18	AV	306.00	150	Horizontal	N/A
3	4799.000	51.79	-2.94	74.0	22.21	Peak	182.00	150	Horizontal	Pass
3**	4799.000	42.16	-2.94	54.0	11.84	AV	182.00	150	Horizontal	Pass
4	5969.600	54.54	0.08	74.0	19.46	Peak	58.00	200	Horizontal	Pass
4**	5969.600	46.77	0.08	54.0	7.23	AV	58.00	200	Horizontal	Pass
5	12995.438	54.10	1.23	74.0	19.90	Peak	124.00	300	Horizontal	Pass
5**	12995.438	44.83	1.23	54.0	9.17	AV	124.00	300	Horizontal	Pass
6	15845.401	56.91	1.37	74.0	17.09	Peak	45.00	200	Horizontal	Pass
6**	15845.401	47.39	1.37	54.0	6.61	AV	45.00	200	Horizontal	Pass

1 GHz to 18 GHz, ANT V 802.11g Channel 11

No.	Frequency (MHz)	Results (dBuV/m)	Factor (dB)	Limit (dBuV/m)	Margin (dB)	Detector	Table (Degree)	Height (cm)	Antenna	Verdict
1	1329.800	46.44	-17.01	74.0	27.56	Peak	230.00	300	Vertical	Pass
1**	1329.800	35.31	-17.01	54.0	18.69	AV	230.00	300	Vertical	Pass
2	2463.900	106.75	-11.82	74.0	-32.75	Peak	92.00	100	Vertical	N/A
2**	2463.900	99.42	-11.82	54.0	-45.42	AV	92.00	100	Vertical	N/A
3	4813.800	52.14	-2.12	74.0	21.86	Peak	342.00	150	Vertical	Pass
3**	4813.800	42.82	-2.12	54.0	11.18	AV	342.00	150	Vertical	Pass
4	6799.200	54.69	1.31	74.0	19.31	Peak	11.00	300	Vertical	Pass
4**	6799.200	45.64	1.31	54.0	8.36	AV	11.00	300	Vertical	Pass
5	12848.175	53.89	1.36	74.0	20.11	Peak	0.00	400	Vertical	Pass
5**	12848.175	45.19	1.36	54.0	8.81	AV	0.00	400	Vertical	Pass
6	15840.412	56.70	1.44	74.0	17.30	Peak	175.00	300	Vertical	Pass
6**	15840.412	46.90	1.44	54.0	7.10	AV	175.00	300	Vertical	Pass

1 GHz to 18 GHz, ANT H 802.11n20 Channel 1

No.	Frequency (MHz)	Results (dBuV/m)	Factor (dB)	Limit (dBuV/m)	Margin (dB)	Detector	Table (Degree)	Height (cm)	Antenna	Verdict
1	1189.100	40.75	-17.82	74.0	33.25	Peak	360.00	400	Horizontal	Pass
1**	1189.100	28.79	-17.82	54.0	25.21	AV	360.00	400	Horizontal	Pass
2	2409.300	108.57	-10.40	74.0	-34.57	Peak	285.00	100	Horizontal	N/A
2**	2409.300	100.93	-10.40	54.0	-46.93	AV	285.00	100	Horizontal	N/A
3	4707.800	51.49	-3.20	74.0	22.51	Peak	228.00	150	Horizontal	Pass
3**	4707.800	42.31	-3.20	54.0	11.69	AV	228.00	150	Horizontal	Pass
4	6617.800	54.93	0.36	74.0	19.07	Peak	249.00	100	Horizontal	Pass
4**	6617.800	45.45	0.36	54.0	8.55	AV	249.00	100	Horizontal	Pass
5	12856.838	54.35	1.43	74.0	19.65	Peak	360.00	200	Horizontal	Pass
5**	12856.838	45.02	1.43	54.0	8.98	AV	360.00	200	Horizontal	Pass
6	15792.113	57.11	2.08	74.0	16.89	Peak	326.00	100	Horizontal	Pass
6**	15792.113	46.63	2.08	54.0	7.37	AV	326.00	100	Horizontal	Pass

1 GHz to 18 GHz, ANT V 802.11n20 Channel 1

No.	Frequency (MHz)	Results (dBuV/m)	Factor (dB)	Limit (dBuV/m)	Margin (dB)	Detector	Table (Degree)	Height (cm)	Antenna	Verdict
1	1331.100	46.79	-17.02	74.0	27.21	Peak	220.00	200	Vertical	Pass
1**	1331.100	34.57	-17.02	54.0	19.43	AV	220.00	200	Vertical	Pass
2	2415.000	105.57	-11.05	74.0	-31.57	Peak	97.00	100	Vertical	N/A
2**	2415.000	97.56	-11.05	54.0	-43.56	AV	97.00	100	Vertical	N/A
3	4975.400	52.02	-1.83	74.0	21.98	Peak	235.00	150	Vertical	Pass
3**	4975.400	42.78	-1.83	54.0	11.22	AV	235.00	150	Vertical	Pass
4	6803.800	54.72	1.62	74.0	19.28	Peak	64.00	400	Vertical	Pass
4**	6803.800	46.27	1.62	54.0	7.73	AV	64.00	400	Vertical	Pass
5	12875.475	54.57	1.51	74.0	19.43	Peak	360.00	100	Vertical	Pass
5**	12875.475	44.21	1.51	54.0	9.79	AV	360.00	100	Vertical	Pass
6	17404.912	56.81	3.31	74.0	17.19	Peak	280.00	100	Vertical	Pass
6**	17404.912	46.52	3.31	54.0	7.48	AV	280.00	100	Vertical	Pass

1 GHz to 18 GHz, ANT H 802.11n20 Channel 2

No.	Frequency (MHz)	Results (dBuV/m)	Factor (dB)	Limit (dBuV/m)	Margin (dB)	Detector	Table (Degree)	Height (cm)	Antenna	Verdict
1	1329.500	39.28	-17.03	74.0	34.72	Peak	305.00	300	Horizontal	Pass
1**	1329.500	30.33	-17.03	54.0	23.67	AV	305.00	300	Horizontal	Pass
2	2413.300	108.08	-10.74	74.0	-34.08	Peak	264.00	100	Horizontal	N/A
2**	2413.300	100.30	-10.74	54.0	-46.30	AV	264.00	100	Horizontal	N/A
3	4933.800	52.06	-2.14	74.0	21.94	Peak	132.00	150	Horizontal	Pass
3**	4933.800	42.50	-2.14	54.0	11.50	AV	132.00	150	Horizontal	Pass
4	6605.400	54.46	-0.23	74.0	19.54	Peak	247.00	300	Horizontal	Pass
4**	6605.400	45.25	-0.23	54.0	8.75	AV	247.00	300	Horizontal	Pass
5	12811.162	53.99	0.85	74.0	20.01	Peak	52.00	400	Horizontal	Pass
5**	12811.162	44.14	0.85	54.0	9.86	AV	52.00	400	Horizontal	Pass
6	15842.250	56.42	1.41	74.0	17.58	Peak	0.00	400	Horizontal	Pass
6**	15842.250	46.43	1.41	54.0	7.57	AV	0.00	400	Horizontal	Pass

1 GHz to 18 GHz, ANT V 802.11n20 Channel 2

No.	Frequency (MHz)	Results (dBuV/m)	Factor (dB)	Limit (dBuV/m)	Margin (dB)	Detector	Table (Degree)	Height (cm)	Antenna	Verdict
1	1165.900	48.22	-17.62	74.0	25.78	Peak	220.00	200	Vertical	Pass
1**	1165.900	36.65	-17.62	54.0	17.35	AV	220.00	200	Vertical	Pass
2	2419.000	101.30	-11.98	74.0	-27.30	Peak	191.00	150	Vertical	N/A
2**	2419.000	93.59	-11.98	54.0	-39.59	AV	191.00	150	Vertical	N/A
3	4976.000	51.33	-1.81	74.0	22.67	Peak	116.00	150	Vertical	Pass
3**	4976.000	42.25	-1.81	54.0	11.75	AV	116.00	150	Vertical	Pass
4	6994.600	54.81	1.77	74.0	19.19	Peak	204.00	100	Vertical	Pass
4**	6994.600	45.11	1.77	54.0	8.89	AV	204.00	100	Vertical	Pass
5	12852.375	54.08	1.39	74.0	19.92	Peak	232.00	400	Vertical	Pass
5**	12852.375	45.12	1.39	54.0	8.88	AV	232.00	400	Vertical	Pass
6	17468.699	56.35	2.90	74.0	17.65	Peak	28.00	200	Vertical	Pass
6**	17468.699	47.27	2.90	54.0	6.73	AV	28.00	200	Vertical	Pass

1 GHz to 18 GHz, ANT H 802.11n20 Channel 6

No.	Frequency (MHz)	Results (dBuV/m)	Factor (dB)	Limit (dBuV/m)	Margin (dB)	Detector	Table (Degree)	Height (cm)	Antenna	Verdict
1	1329.900	41.35	-17.01	74.0	32.65	Peak	189.00	400	Horizontal	Pass
1**	1329.900	31.37	-17.01	54.0	22.63	AV	189.00	400	Horizontal	Pass
2	2434.000	107.92	-12.23	74.0	-33.92	Peak	279.00	150	Horizontal	N/A
2**	2434.000	101.48	-12.23	54.0	-47.48	AV	279.00	150	Horizontal	N/A
3	4926.800	52.10	-2.39	74.0	21.90	Peak	234.00	100	Horizontal	Pass
3**	4926.800	43.22	-2.39	54.0	10.78	AV	234.00	100	Horizontal	Pass
4	6604.400	55.20	-0.42	74.0	18.80	Peak	249.00	200	Horizontal	Pass
4**	6604.400	46.69	-0.42	54.0	7.31	AV	249.00	200	Horizontal	Pass
5	12507.062	54.07	1.65	74.0	19.93	Peak	45.00	400	Horizontal	Pass
5**	12507.062	43.56	1.65	54.0	10.44	AV	45.00	400	Horizontal	Pass
6	15790.276	56.63	2.02	74.0	17.37	Peak	0.00	200	Horizontal	Pass
6**	15790.276	47.32	2.02	54.0	6.68	AV	0.00	200	Horizontal	Pass

1 GHz to 18 GHz, ANT V 802.11n20 Channel 6

No.	Frequency (MHz)	Results (dBuV/m)	Factor (dB)	Limit (dBuV/m)	Margin (dB)	Detector	Table (Degree)	Height (cm)	Antenna	Verdict
1	1164.800	47.38	-17.57	74.0	26.62	Peak	225.00	400	Vertical	Pass
1**	1164.800	34.46	-17.57	54.0	19.54	AV	225.00	400	Vertical	Pass
2	2431.000	104.84	-12.50	74.0	-30.84	Peak	96.00	100	Vertical	N/A
2**	2431.000	97.79	-12.50	54.0	-43.79	AV	96.00	100	Vertical	N/A
3	4776.600	51.76	-2.50	74.0	22.24	Peak	55.00	100	Vertical	Pass
3**	4776.600	42.67	-2.50	54.0	11.33	AV	55.00	100	Vertical	Pass
4	6141.800	55.06	-1.38	74.0	18.94	Peak	0.00	100	Vertical	Pass
4**	6141.800	44.88	-1.38	54.0	9.12	AV	0.00	100	Vertical	Pass
5	12875.213	54.07	1.50	74.0	19.93	Peak	92.00	400	Vertical	Pass
5**	12875.213	44.10	1.50	54.0	9.90	AV	92.00	400	Vertical	Pass
6	17419.088	56.81	3.74	74.0	17.19	Peak	321.00	300	Vertical	Pass
6**	17419.088	47.59	3.74	54.0	6.41	AV	321.00	300	Vertical	Pass

1 GHz to 18 GHz, ANT H 802.11n20 Channel 10

No.	Frequency (MHz)	Results (dBuV/m)	Factor (dB)	Limit (dBuV/m)	Margin (dB)	Detector	Table (Degree)	Height (cm)	Antenna	Verdict
1	1165.300	39.18	-17.59	74.0	34.82	Peak	302.00	200	Horizontal	Pass
1**	1165.300	30.34	-17.59	54.0	23.66	AV	302.00	200	Horizontal	Pass
2	2453.000	107.68	-12.19	74.0	-33.68	Peak	271.00	100	Horizontal	N/A
2**	2453.000	100.02	-12.19	54.0	-46.02	AV	271.00	100	Horizontal	N/A
3	4548.600	50.67	-3.30	74.0	23.33	Peak	142.00	150	Horizontal	Pass
3**	4548.600	41.20	-3.30	54.0	12.80	AV	142.00	150	Horizontal	Pass
4	6611.800	54.78	0.60	74.0	19.22	Peak	218.00	200	Horizontal	Pass
4**	6611.800	46.87	0.60	54.0	7.13	AV	218.00	200	Horizontal	Pass
5	12727.287	53.58	1.27	74.0	20.42	Peak	360.00	100	Horizontal	Pass
5**	12727.287	44.22	1.27	54.0	9.78	AV	360.00	100	Horizontal	Pass
6	17164.988	56.42	0.31	74.0	17.58	Peak	0.00	300	Horizontal	Pass
6**	17164.988	46.38	0.31	54.0	7.62	AV	0.00	300	Horizontal	Pass

1 GHz to 18 GHz, ANT V 802.11n20 Channel 10

No.	Frequency (MHz)	Results (dBuV/m)	Factor (dB)	Limit (dBuV/m)	Margin (dB)	Detector	Table (Degree)	Height (cm)	Antenna	Verdict
1	1165.800	48.54	-17.61	74.0	25.46	Peak	276.00	200	Vertical	Pass
1**	1165.800	39.47	-17.61	54.0	14.53	AV	276.00	200	Vertical	Pass
2	2461.300	101.06	-12.02	74.0	-27.06	Peak	146.00	100	Vertical	N/A
2**	2461.300	92.98	-12.02	54.0	-38.98	AV	146.00	100	Vertical	N/A
3	4806.000	51.69	-2.54	74.0	22.31	Peak	252.00	100	Vertical	Pass
3**	4806.000	42.60	-2.54	54.0	11.40	AV	252.00	100	Vertical	Pass
4	6800.600	54.45	1.44	74.0	19.55	Peak	337.00	300	Vertical	Pass
4**	6800.600	46.20	1.44	54.0	7.80	AV	337.00	300	Vertical	Pass
5	12273.901	54.17	1.58	74.0	19.83	Peak	309.00	100	Vertical	Pass
5**	12273.901	44.84	1.58	54.0	9.16	AV	309.00	100	Vertical	Pass
6	17419.350	56.50	3.74	74.0	17.50	Peak	360.00	400	Vertical	Pass
6**	17419.350	46.87	3.74	54.0	7.13	AV	360.00	400	Vertical	Pass

1 GHz to 18 GHz, ANT H 802.11n20 Channel 11

No.	Frequency (MHz)	Results (dBuV/m)	Factor (dB)	Limit (dBuV/m)	Margin (dB)	Detector	Table (Degree)	Height (cm)	Antenna	Verdict
1	1018.000	45.78	-17.83	74.0	28.22	Peak	352.00	200	Horizontal	Pass
1**	1018.000	28.03	-17.83	54.0	25.97	AV	352.00	200	Horizontal	Pass
2	2463.800	108.44	-11.82	74.0	-34.44	Peak	48.00	200	Horizontal	N/A
2**	2463.800	100.61	-11.82	54.0	-46.61	AV	48.00	200	Horizontal	N/A
3	4805.000	51.92	-2.72	74.0	22.08	Peak	1.00	150	Horizontal	Pass
3**	4805.000	42.56	-2.72	54.0	11.44	AV	1.00	150	Horizontal	Pass
4	6976.200	55.10	1.60	74.0	18.90	Peak	128.00	400	Horizontal	Pass
4**	6976.200	45.74	1.60	54.0	8.26	AV	128.00	400	Horizontal	Pass
5	12818.775	55.13	0.90	74.0	18.87	Peak	289.00	400	Horizontal	Pass
5**	12818.775	45.55	0.90	54.0	8.45	AV	289.00	400	Horizontal	Pass
6	17434.575	56.50	3.28	74.0	17.50	Peak	214.00	200	Horizontal	Pass
6**	17434.575	47.85	3.28	54.0	6.15	AV	214.00	200	Horizontal	Pass

1 GHz to 18 GHz, ANT V 802.11n20 Channel 11

No.	Frequency (MHz)	Results (dBuV/m)	Factor (dB)	Limit (dBuV/m)	Margin (dB)	Detector	Table (Degree)	Height (cm)	Antenna	Verdict
1	1161.400	46.53	-17.67	74.0	27.47	Peak	53.00	400	Vertical	Pass
1**	1161.400	32.60	-17.67	54.0	21.40	AV	53.00	400	Vertical	Pass
2	2464.200	105.76	-11.84	74.0	-31.76	Peak	92.00	100	Vertical	N/A
2**	2464.200	99.15	-11.84	54.0	-45.15	AV	92.00	100	Vertical	N/A
3	4819.000	52.18	-2.08	74.0	21.82	Peak	277.00	150	Vertical	Pass
3**	4819.000	42.32	-2.08	54.0	11.68	AV	277.00	150	Vertical	Pass
4	6990.600	54.86	1.79	74.0	19.14	Peak	212.00	100	Vertical	Pass
4**	6990.600	44.63	1.79	54.0	9.37	AV	212.00	100	Vertical	Pass
5	12838.988	53.75	1.31	74.0	20.25	Peak	0.00	100	Vertical	Pass
5**	12838.988	45.32	1.31	54.0	8.68	AV	0.00	100	Vertical	Pass
6	17351.625	56.55	1.96	74.0	17.45	Peak	323.00	400	Vertical	Pass
6**	17351.625	47.22	1.96	54.0	6.78	AV	323.00	400	Vertical	Pass

1 GHz to 18 GHz, ANT H 802.11n40 Channel 3

No.	Frequency (MHz)	Results (dBuV/m)	Factor (dB)	Limit (dBuV/m)	Margin (dB)	Detector	Table (Degree)	Height (cm)	Antenna	Verdict
1	1426.900	39.46	-16.98	74.0	34.54	Peak	154.00	100	Horizontal	Pass
1**	1426.900	29.60	-16.98	54.0	24.40	AV	154.00	100	Horizontal	Pass
2	2428.200	106.47	-12.48	74.0	-32.47	Peak	275.00	100	Horizontal	N/A
2**	2428.200	99.06	-12.48	54.0	-45.06	AV	275.00	100	Horizontal	N/A
3	4837.200	52.48	-2.72	74.0	21.52	Peak	92.00	150	Horizontal	Pass
3**	4837.200	42.43	-2.72	54.0	11.57	AV	92.00	150	Horizontal	Pass
4	6801.600	54.92	1.49	74.0	19.08	Peak	0.00	400	Horizontal	Pass
4**	6801.600	45.94	1.49	54.0	8.06	AV	0.00	400	Horizontal	Pass
5	11955.925	53.39	1.12	74.0	20.61	Peak	226.00	300	Horizontal	Pass
5**	11955.925	44.29	1.12	54.0	9.71	AV	226.00	300	Horizontal	Pass
6	16186.387	57.35	1.54	74.0	16.65	Peak	102.00	400	Horizontal	Pass
6**	16186.387	46.29	1.54	54.0	7.71	AV	102.00	400	Horizontal	Pass

1 GHz to 18 GHz, ANT V 802.11n40 Channel 3

No.	Frequency (MHz)	Results (dBuV/m)	Factor (dB)	Limit (dBuV/m)	Margin (dB)	Detector	Table (Degree)	Height (cm)	Antenna	Verdict
1	1174.600	50.09	-17.64	74.0	23.91	Peak	358.00	200	Vertical	Pass
1**	1174.600	30.77	-17.64	54.0	23.23	AV	358.00	200	Vertical	Pass
2	2416.600	104.61	-11.56	74.0	-30.61	Peak	93.00	150	Vertical	N/A
2**	2416.600	96.02	-11.56	54.0	-42.02	AV	93.00	150	Vertical	N/A
3	4807.800	52.70	-2.25	74.0	21.30	Peak	127.00	150	Vertical	Pass
3**	4807.800	43.28	-2.25	54.0	10.72	AV	127.00	150	Vertical	Pass
4	6793.200	54.85	1.09	74.0	19.15	Peak	360.00	100	Vertical	Pass
4**	6793.200	45.67	1.09	54.0	8.33	AV	360.00	100	Vertical	Pass
5	12840.300	54.02	1.33	74.0	19.98	Peak	299.00	400	Vertical	Pass
5**	12840.300	45.04	1.33	54.0	8.96	AV	299.00	400	Vertical	Pass
6	17421.976	57.26	3.70	74.0	16.74	Peak	299.00	200	Vertical	Pass
6**	17421.976	47.73	3.70	54.0	6.27	AV	299.00	200	Vertical	Pass

1 GHz to 18 GHz, ANT H 802.11n40 Channel 4

No.	Frequency (MHz)	Results (dBuV/m)	Factor (dB)	Limit (dBuV/m)	Margin (dB)	Detector	Table (Degree)	Height (cm)	Antenna	Verdict
1	1077.700	45.16	-18.62	74.0	28.84	Peak	73.00	400	Horizontal	Pass
1**	1077.700	27.43	-18.62	54.0	26.57	AV	73.00	400	Horizontal	Pass
2	2422.800	106.56	-12.58	74.0	-32.56	Peak	261.00	150	Horizontal	N/A
2**	2422.800	97.96	-12.58	54.0	-43.96	AV	261.00	150	Horizontal	N/A
3	5180.000	52.95	-2.62	74.0	21.05	Peak	185.00	150	Horizontal	Pass
3**	5180.000	43.02	-2.62	54.0	10.98	AV	185.00	150	Horizontal	Pass
4	6817.600	54.80	0.53	74.0	19.20	Peak	319.00	400	Horizontal	Pass
4**	6817.600	44.48	0.53	54.0	9.52	AV	319.00	400	Horizontal	Pass
5	12856.575	54.22	1.43	74.0	19.78	Peak	360.00	100	Horizontal	Pass
5**	12856.575	44.24	1.43	54.0	9.76	AV	360.00	100	Horizontal	Pass
6	17424.337	56.08	3.64	74.0	17.92	Peak	54.00	100	Horizontal	Pass
6**	17424.337	46.72	3.64	54.0	7.28	AV	54.00	100	Horizontal	Pass

1 GHz to 18 GHz, ANT V 802.11n40 Channel 4

No.	Frequency (MHz)	Results (dBuV/m)	Factor (dB)	Limit (dBuV/m)	Margin (dB)	Detector	Table (Degree)	Height (cm)	Antenna	Verdict
1	1161.800	47.88	-17.65	74.0	26.12	Peak	283.00	100	Vertical	Pass
1**	1161.800	37.55	-17.65	54.0	16.45	AV	283.00	100	Vertical	Pass
2	2420.300	99.23	-12.17	74.0	-25.23	Peak	147.00	200	Vertical	N/A
2**	2420.300	90.88	-12.17	54.0	-36.88	AV	147.00	200	Vertical	N/A
3	4985.400	52.06	-2.02	74.0	21.94	Peak	144.00	150	Vertical	Pass
3**	4985.400	42.99	-2.02	54.0	11.01	AV	144.00	150	Vertical	Pass
4	6834.600	55.51	0.56	74.0	18.49	Peak	181.00	100	Vertical	Pass
4**	6834.600	45.08	0.56	54.0	8.92	AV	181.00	100	Vertical	Pass
5	12782.812	53.98	1.24	74.0	20.02	Peak	340.00	400	Vertical	Pass
5**	12782.812	43.93	1.24	54.0	10.07	AV	340.00	400	Vertical	Pass
6	17416.989	56.77	3.69	74.0	17.23	Peak	229.00	100	Vertical	Pass
6**	17416.989	46.89	3.69	54.0	7.11	AV	229.00	100	Vertical	Pass

1 GHz to 18 GHz, ANT H 802.11n40 Channel 5

No.	Frequency (MHz)	Results (dBuV/m)	Factor (dB)	Limit (dBuV/m)	Margin (dB)	Detector	Table (Degree)	Height (cm)	Antenna	Verdict
1	1333.300	40.67	-17.12	74.0	33.33	Peak	40.00	400	Horizontal	Pass
1**	1333.300	30.52	-17.12	54.0	23.48	AV	40.00	400	Horizontal	Pass
2	2436.900	107.16	-12.13	74.0	-33.16	Peak	277.00	100	Horizontal	N/A
2**	2436.900	99.67	-12.13	54.0	-45.67	AV	277.00	100	Horizontal	N/A
3	5168.800	52.66	-2.02	74.0	21.34	Peak	143.00	150	Horizontal	Pass
3**	5168.800	43.17	-2.02	54.0	10.83	AV	143.00	150	Horizontal	Pass
4	6806.400	55.76	2.33	74.0	18.24	Peak	227.00	200	Horizontal	Pass
4**	6806.400	47.22	2.33	54.0	6.78	AV	227.00	200	Horizontal	Pass
5	12801.713	53.99	1.04	74.0	20.01	Peak	130.00	300	Horizontal	Pass
5**	12801.713	44.27	1.04	54.0	9.73	AV	130.00	300	Horizontal	Pass
6	17434.575	56.55	3.28	74.0	17.45	Peak	360.00	100	Horizontal	Pass
6**	17434.575	46.98	3.28	54.0	7.02	AV	360.00	100	Horizontal	Pass

1 GHz to 18 GHz, ANT V 802.11n40 Channel 5

No.	Frequency (MHz)	Results (dBuV/m)	Factor (dB)	Limit (dBuV/m)	Margin (dB)	Detector	Table (Degree)	Height (cm)	Antenna	Verdict
1	1162.300	48.00	-17.62	74.0	26.00	Peak	252.00	200	Vertical	Pass
1**	1162.300	36.73	-17.62	54.0	17.27	AV	252.00	200	Vertical	Pass
2	2434.100	99.05	-12.23	74.0	-25.05	Peak	193.00	150	Vertical	N/A
2**	2434.100	91.34	-12.23	54.0	-37.34	AV	193.00	150	Vertical	N/A
3	4946.400	51.85	-2.61	74.0	22.15	Peak	267.00	150	Vertical	Pass
3**	4946.400	42.05	-2.61	54.0	11.95	AV	267.00	150	Vertical	Pass
4	6808.200	55.02	1.76	74.0	18.98	Peak	320.00	200	Vertical	Pass
4**	6808.200	46.54	1.76	54.0	7.46	AV	320.00	200	Vertical	Pass
5	12610.275	53.63	1.89	74.0	20.37	Peak	13.00	300	Vertical	Pass
5**	12610.275	44.41	1.89	54.0	9.59	AV	13.00	300	Vertical	Pass
6	15234.562	56.83	1.01	74.0	17.17	Peak	31.00	400	Vertical	Pass
6**	15234.562	46.43	1.01	54.0	7.57	AV	31.00	400	Vertical	Pass

1 GHz to 18 GHz, ANT H 802.11n40 Channel 6

No.	Frequency (MHz)	Results (dBuV/m)	Factor (dB)	Limit (dBuV/m)	Margin (dB)	Detector	Table (Degree)	Height (cm)	Antenna	Verdict
1	1159.000	44.77	-17.66	74.0	29.23	Peak	359.00	400	Horizontal	Pass
1**	1159.000	28.26	-17.66	54.0	25.74	AV	359.00	400	Horizontal	Pass
2	2433.400	107.46	-12.27	74.0	-33.46	Peak	277.00	150	Horizontal	N/A
2**	2433.400	99.75	-12.27	54.0	-45.75	AV	277.00	150	Horizontal	N/A
3	5099.200	52.56	-2.05	74.0	21.44	Peak	285.00	150	Horizontal	Pass
3**	5099.200	42.33	-2.05	54.0	11.67	AV	285.00	150	Horizontal	Pass
4	6981.000	54.72	1.64	74.0	19.28	Peak	0.00	300	Horizontal	Pass
4**	6981.000	44.92	1.64	54.0	9.08	AV	0.00	300	Horizontal	Pass
5	12814.838	54.49	0.85	74.0	19.51	Peak	0.00	100	Horizontal	Pass
5**	12814.838	44.14	0.85	54.0	9.86	AV	0.00	100	Horizontal	Pass
6	17392.574	56.60	2.94	74.0	17.40	Peak	283.00	300	Horizontal	Pass
6**	17392.574	46.96	2.94	54.0	7.04	AV	283.00	300	Horizontal	Pass

1 GHz to 18 GHz, ANT V 802.11n40 Channel 6

No.	Frequency (MHz)	Results (dBuV/m)	Factor (dB)	Limit (dBuV/m)	Margin (dB)	Detector	Table (Degree)	Height (cm)	Antenna	Verdict
1	1166.400	49.25	-17.64	74.0	24.75	Peak	236.00	200	Vertical	Pass
1**	1166.400	34.27	-17.64	54.0	19.73	AV	236.00	200	Vertical	Pass
2	2431.000	104.94	-12.50	74.0	-30.94	Peak	97.00	100	Vertical	N/A
2**	2431.000	97.11	-12.50	54.0	-43.11	AV	97.00	100	Vertical	N/A
3	4961.400	52.46	-2.43	74.0	21.54	Peak	106.00	150	Vertical	Pass
3**	4961.400	42.38	-2.43	54.0	11.62	AV	106.00	150	Vertical	Pass
4	6532.000	54.76	-0.44	74.0	19.24	Peak	230.00	400	Vertical	Pass
4**	6532.000	44.57	-0.44	54.0	9.43	AV	230.00	400	Vertical	Pass
5	12315.588	53.71	1.41	74.0	20.29	Peak	193.00	150	Vertical	Pass
5**	12315.588	44.59	1.41	54.0	9.41	AV	193.00	150	Vertical	Pass
6	13413.075	56.78	0.45	74.0	17.22	Peak	138.00	400	Vertical	Pass
6**	13413.075	46.38	0.45	54.0	7.62	AV	138.00	400	Vertical	Pass

1 GHz to 18 GHz, ANT H 802.11n40 Channel 7

No.	Frequency (MHz)	Results (dBuV/m)	Factor (dB)	Limit (dBuV/m)	Margin (dB)	Detector	Table (Degree)	Height (cm)	Antenna	Verdict
1	1000.000	39.96	-18.00	74.0	34.04	Peak	191.00	400	Horizontal	Pass
1**	1000.000	32.76	-18.00	54.0	21.24	AV	191.00	400	Horizontal	Pass
2	2437.000	106.44	-12.13	74.0	-32.44	Peak	278.00	200	Horizontal	N/A
2**	2437.000	99.18	-12.13	54.0	-45.18	AV	278.00	200	Horizontal	N/A
3	4844.000	52.25	-2.66	74.0	21.75	Peak	83.00	150	Horizontal	Pass
3**	4844.000	42.12	-2.66	54.0	11.88	AV	83.00	150	Horizontal	Pass
4	6572.000	54.70	-1.26	74.0	19.30	Peak	274.00	100	Horizontal	Pass
4**	6572.000	44.94	-1.26	54.0	9.06	AV	274.00	100	Horizontal	Pass
5	12227.037	54.29	1.31	74.0	19.71	Peak	156.00	400	Horizontal	Pass
5**	12227.037	43.68	1.31	54.0	10.32	AV	156.00	400	Horizontal	Pass
6	15808.388	56.58	2.20	74.0	17.42	Peak	360.00	200	Horizontal	Pass
6**	15808.388	47.14	2.20	54.0	6.86	AV	360.00	200	Horizontal	Pass

1 GHz to 18 GHz, ANT V 802.11n40 Channel 7

No.	Frequency (MHz)	Results (dBuV/m)	Factor (dB)	Limit (dBuV/m)	Margin (dB)	Detector	Table (Degree)	Height (cm)	Antenna	Verdict
1	1163.400	48.61	-17.59	74.0	25.39	Peak	260.00	200	Vertical	Pass
1**	1163.400	38.47	-17.59	54.0	15.53	AV	260.00	200	Vertical	Pass
2	2445.800	99.08	-12.63	74.0	-25.08	Peak	200.00	150	Vertical	N/A
2**	2445.800	91.22	-12.63	54.0	-37.22	AV	200.00	150	Vertical	N/A
3	4995.400	51.49	-2.44	74.0	22.51	Peak	36.00	200	Vertical	Pass
3**	4995.400	42.30	-2.44	54.0	11.70	AV	36.00	200	Vertical	Pass
4	6810.200	54.87	1.49	74.0	19.13	Peak	285.00	400	Vertical	Pass
4**	6810.200	46.68	1.49	54.0	7.32	AV	285.00	400	Vertical	Pass
5	12811.950	54.43	0.85	74.0	19.57	Peak	90.00	300	Vertical	Pass
5**	12811.950	44.94	0.85	54.0	9.06	AV	90.00	300	Vertical	Pass
6	17454.524	56.71	2.84	74.0	17.29	Peak	170.00	200	Vertical	Pass
6**	17454.524	46.66	2.84	54.0	7.34	AV	170.00	200	Vertical	Pass

1 GHz to 18 GHz, ANT H 802.11n40 Channel 8

No.	Frequency (MHz)	Results (dBuV/m)	Factor (dB)	Limit (dBuV/m)	Margin (dB)	Detector	Table (Degree)	Height (cm)	Antenna	Verdict
1	1332.300	40.03	-17.11	74.0	33.97	Peak	227.00	100	Horizontal	Pass
1**	1332.300	29.69	-17.11	54.0	24.31	AV	227.00	100	Horizontal	Pass
2	2442.200	106.31	-12.38	74.0	-32.31	Peak	269.00	100	Horizontal	N/A
2**	2442.200	99.15	-12.38	54.0	-45.15	AV	269.00	100	Horizontal	N/A
3	4822.800	51.87	-2.05	74.0	22.13	Peak	243.00	150	Horizontal	Pass
3**	4822.800	42.59	-2.05	54.0	11.41	AV	243.00	150	Horizontal	Pass
4	6806.600	54.51	2.28	74.0	19.49	Peak	348.00	300	Horizontal	Pass
4**	6806.600	46.05	2.28	54.0	7.95	AV	348.00	300	Horizontal	Pass
5	12872.063	53.87	1.47	74.0	20.13	Peak	44.00	400	Horizontal	Pass
5**	12872.063	43.93	1.47	54.0	10.07	AV	44.00	400	Horizontal	Pass
6	17457.150	56.41	2.84	74.0	17.59	Peak	360.00	300	Horizontal	Pass
6**	17457.150	47.26	2.84	54.0	6.74	AV	360.00	300	Horizontal	Pass

1 GHz to 18 GHz, ANT V 802.11n40 Channel 8

No.	Frequency (MHz)	Results (dBuV/m)	Factor (dB)	Limit (dBuV/m)	Margin (dB)	Detector	Table (Degree)	Height (cm)	Antenna	Verdict
1	1166.100	48.56	-17.62	74.0	25.44	Peak	289.00	400	Vertical	Pass
1**	1166.100	33.63	-17.62	54.0	20.37	AV	289.00	400	Vertical	Pass
2	2449.500	98.99	-12.25	74.0	-24.99	Peak	180.00	150	Vertical	N/A
2**	2449.500	91.17	-12.25	54.0	-37.17	AV	180.00	150	Vertical	N/A
3	4812.600	51.51	-2.07	74.0	22.49	Peak	228.00	150	Vertical	Pass
3**	4812.600	43.43	-2.07	54.0	10.57	AV	228.00	150	Vertical	Pass
4	6805.600	54.36	2.07	74.0	19.64	Peak	238.00	400	Vertical	Pass
4**	6805.600	45.94	2.07	54.0	8.06	AV	238.00	400	Vertical	Pass
5	13331.700	56.03	0.96	74.0	17.97	Peak	360.00	150	Vertical	Pass
5**	13331.700	46.60	0.96	54.0	7.40	AV	360.00	150	Vertical	Pass
6	15842.775	55.93	1.40	74.0	18.07	Peak	188.00	150	Vertical	Pass
6**	15842.775	46.92	1.40	54.0	7.08	AV	188.00	150	Vertical	Pass

1 GHz to 18 GHz, ANT H 802.11n40 Channel 9

No.	Frequency (MHz)	Results (dBuV/m)	Factor (dB)	Limit (dBuV/m)	Margin (dB)	Detector	Table (Degree)	Height (cm)	Antenna	Verdict
1	1218.100	41.06	-17.67	74.0	32.94	Peak	66.00	300	Horizontal	Pass
1**	1218.100	29.23	-17.67	54.0	24.77	AV	66.00	300	Horizontal	Pass
2	2448.600	106.58	-12.26	74.0	-32.58	Peak	271.00	200	Horizontal	N/A
2**	2448.600	99.01	-12.26	54.0	-45.01	AV	271.00	200	Horizontal	N/A
3	5051.000	52.35	-1.50	74.0	21.65	Peak	0.00	150	Horizontal	Pass
3**	5051.000	43.44	-1.50	54.0	10.56	AV	0.00	150	Horizontal	Pass
4	6895.400	54.76	-0.33	74.0	19.24	Peak	149.00	200	Horizontal	Pass
4**	6895.400	44.02	-0.33	54.0	9.98	AV	149.00	200	Horizontal	Pass
5	11956.213	53.52	1.11	74.0	20.48	Peak	0.00	200	Horizontal	Pass
5**	11956.213	44.20	1.11	54.0	9.80	AV	0.00	200	Horizontal	Pass
6	15807.863	57.27	2.21	74.0	16.73	Peak	0.00	200	Horizontal	Pass
6**	15807.863	47.38	2.21	54.0	6.62	AV	0.00	200	Horizontal	Pass

1 GHz to 18 GHz, ANT V 802.11n40 Channel 9

No.	Frequency (MHz)	Results (dBuV/m)	Factor (dB)	Limit (dBuV/m)	Margin (dB)	Detector	Table (Degree)	Height (cm)	Antenna	Verdict
1	1161.600	47.23	-17.66	74.0	26.77	Peak	204.00	100	Vertical	Pass
1**	1161.600	36.80	-17.66	54.0	17.20	AV	204.00	100	Vertical	Pass
2	2457.400	104.17	-12.05	74.0	-30.17	Peak	94.00	100	Vertical	N/A
2**	2457.400	96.08	-12.05	54.0	-42.08	AV	94.00	100	Vertical	N/A
3	5157.800	52.37	-1.48	74.0	21.63	Peak	120.00	150	Vertical	Pass
3**	5157.800	43.95	-1.48	54.0	10.05	AV	120.00	150	Vertical	Pass
4	6567.800	54.37	-1.13	74.0	19.63	Peak	273.00	300	Vertical	Pass
4**	6567.800	45.00	-1.13	54.0	9.00	AV	273.00	300	Vertical	Pass
5	12827.963	53.65	1.09	74.0	20.35	Peak	27.00	200	Vertical	Pass
5**	12827.963	45.23	1.09	54.0	8.77	AV	27.00	200	Vertical	Pass
6	17473.950	56.93	2.84	74.0	17.07	Peak	89.00	400	Vertical	Pass
6**	17473.950	47.25	2.84	54.0	6.75	AV	89.00	400	Vertical	Pass

1 GHz to 18 GHz, ANT H VHT20 Channel 1

No.	Frequency (MHz)	Results (dBuV/m)	Factor (dB)	Limit (dBuV/m)	Margin (dB)	Detector	Table (Degree)	Height (cm)	Antenna	Verdict
1	1505.100	39.06	-16.84	74.0	34.94	Peak	154.00	200	Horizontal	Pass
1**	1505.100	30.10	-16.84	54.0	23.90	AV	154.00	200	Horizontal	Pass
2	2414.200	107.94	-10.78	74.0	-33.94	Peak	118.00	150	Horizontal	N/A
2**	2414.200	99.55	-10.78	54.0	-45.55	AV	118.00	150	Horizontal	N/A
3	4928.000	51.63	-2.38	74.0	22.37	Peak	165.00	150	Horizontal	Pass
3**	4928.000	41.77	-2.38	54.0	12.23	AV	165.00	150	Horizontal	Pass
4	6841.600	54.90	0.94	74.0	19.10	Peak	123.00	100	Horizontal	Pass
4**	6841.600	44.75	0.94	54.0	9.25	AV	123.00	100	Horizontal	Pass
5	13166.063	55.16	1.70	74.0	18.84	Peak	117.00	150	Horizontal	Pass
5**	13166.063	44.90	1.70	54.0	9.10	AV	117.00	150	Horizontal	Pass
6	16084.275	56.52	1.54	74.0	17.48	Peak	18.00	400	Horizontal	Pass
6**	16084.275	46.05	1.54	54.0	7.95	AV	18.00	400	Horizontal	Pass

1 GHz to 18 GHz, ANT V VHT20 Channel 1

No.	Frequency (MHz)	Results (dBuV/m)	Factor (dB)	Limit (dBuV/m)	Margin (dB)	Detector	Table (Degree)	Height (cm)	Antenna	Verdict
1	1009.400	45.10	-17.67	74.0	28.90	Peak	143.00	300	Vertical	Pass
1**	1009.400	27.59	-17.67	54.0	26.41	AV	143.00	300	Vertical	Pass
2	2414.200	96.22	-10.78	74.0	-22.22	Peak	243.00	150	Vertical	N/A
2**	2414.200	87.97	-10.78	54.0	-33.97	AV	243.00	150	Vertical	N/A
3	4947.000	51.33	-2.60	74.0	22.67	Peak	360.00	100	Vertical	Pass
3**	4947.000	41.63	-2.60	54.0	12.37	AV	360.00	100	Vertical	Pass
4	6583.400	54.26	-1.18	74.0	19.74	Peak	228.00	300	Vertical	Pass
4**	6583.400	45.68	-1.18	54.0	8.32	AV	228.00	300	Vertical	Pass
5	13399.162	55.48	0.54	74.0	18.52	Peak	56.00	150	Vertical	Pass
5**	13399.162	45.71	0.54	54.0	8.29	AV	56.00	150	Vertical	Pass
6	17402.288	56.10	3.24	74.0	17.90	Peak	249.00	400	Vertical	Pass
6**	17402.288	46.44	3.24	54.0	7.56	AV	249.00	400	Vertical	Pass

1 GHz to 18 GHz, ANT H VHT20 Channel 2

No.	Frequency (MHz)	Results (dBuV/m)	Factor (dB)	Limit (dBuV/m)	Margin (dB)	Detector	Table (Degree)	Height (cm)	Antenna	Verdict
1	1585.800	39.07	-16.82	74.0	34.93	Peak	342.00	200	Horizontal	Pass
1**	1585.800	29.58	-16.82	54.0	24.42	AV	342.00	200	Horizontal	Pass
2	2416.400	108.05	-11.52	74.0	-34.05	Peak	118.00	150	Horizontal	N/A
2**	2416.400	100.40	-11.52	54.0	-46.40	AV	118.00	150	Horizontal	N/A
3	4965.400	51.37	-1.96	74.0	22.63	Peak	234.00	100	Horizontal	Pass
3**	4965.400	41.94	-1.96	54.0	12.06	AV	234.00	100	Horizontal	Pass
4	6696.400	54.80	-0.87	74.0	19.20	Peak	20.00	200	Horizontal	Pass
4**	6696.400	44.42	-0.87	54.0	9.58	AV	20.00	200	Horizontal	Pass
5	13279.200	54.85	0.70	74.0	19.15	Peak	37.00	150	Horizontal	Pass
5**	13279.200	45.87	0.70	54.0	8.13	AV	37.00	150	Horizontal	Pass
6	17419.350	55.75	3.74	74.0	18.25	Peak	189.00	100	Horizontal	Pass
6**	17419.350	46.52	3.74	54.0	7.48	AV	189.00	100	Horizontal	Pass

1 GHz to 18 GHz, ANT V VHT20 Channel 2

No.	Frequency (MHz)	Results (dBuV/m)	Factor (dB)	Limit (dBuV/m)	Margin (dB)	Detector	Table (Degree)	Height (cm)	Antenna	Verdict
1	1500.800	39.13	-16.88	74.0	34.87	Peak	254.00	300	Vertical	Pass
1**	1500.800	30.12	-16.88	54.0	23.88	AV	254.00	300	Vertical	Pass
2	2416.100	96.36	-11.43	74.0	-22.36	Peak	174.00	100	Vertical	N/A
2**	2416.100	89.10	-11.43	54.0	-35.10	AV	174.00	100	Vertical	N/A
3	4983.800	51.66	-1.74	74.0	22.34	Peak	111.00	200	Vertical	Pass
3**	4983.800	42.34	-1.74	54.0	11.66	AV	111.00	200	Vertical	Pass
4	6610.800	54.28	0.74	74.0	19.72	Peak	187.00	300	Vertical	Pass
4**	6610.800	45.98	0.74	54.0	8.02	AV	187.00	300	Vertical	Pass
5	13289.962	55.15	0.78	74.0	18.85	Peak	183.00	150	Vertical	Pass
5**	13289.962	45.50	0.78	54.0	8.50	AV	183.00	150	Vertical	Pass
6	17418.301	56.08	3.72	74.0	17.92	Peak	283.00	300	Vertical	Pass
6**	17418.301	46.51	3.72	54.0	7.49	AV	283.00	300	Vertical	Pass

1 GHz to 18 GHz, ANT H VHT20 Channel 6

No.	Frequency (MHz)	Results (dBuV/m)	Factor (dB)	Limit (dBuV/m)	Margin (dB)	Detector	Table (Degree)	Height (cm)	Antenna	Verdict
1	1490.600	38.74	-16.78	74.0	35.26	Peak	46.00	100	Horizontal	Pass
1**	1490.600	30.04	-16.78	54.0	23.96	AV	46.00	100	Horizontal	Pass
2	2438.200	107.39	-12.20	74.0	-33.39	Peak	93.00	150	Horizontal	N/A
2**	2438.200	100.22	-12.20	54.0	-46.22	AV	93.00	150	Horizontal	N/A
3	4978.200	51.47	-1.65	74.0	22.53	Peak	0.00	200	Horizontal	Pass
3**	4978.200	42.94	-1.65	54.0	11.06	AV	0.00	200	Horizontal	Pass
4	6933.200	54.60	0.09	74.0	19.40	Peak	276.00	300	Horizontal	Pass
4**	6933.200	44.42	0.09	54.0	9.58	AV	276.00	300	Horizontal	Pass
5	12868.388	53.35	1.44	74.0	20.65	Peak	301.00	200	Horizontal	Pass
5**	12868.388	43.69	1.44	54.0	10.31	AV	301.00	200	Horizontal	Pass
6	17421.976	55.87	3.70	74.0	18.13	Peak	33.00	300	Horizontal	Pass
6**	17421.976	46.69	3.70	54.0	7.31	AV	33.00	300	Horizontal	Pass

1 GHz to 18 GHz, ANT V VHT20 Channel 6

No.	Frequency (MHz)	Results (dBuV/m)	Factor (dB)	Limit (dBuV/m)	Margin (dB)	Detector	Table (Degree)	Height (cm)	Antenna	Verdict
1	1489.800	39.25	-16.72	74.0	34.75	Peak	151.00	100	Vertical	Pass
1**	1489.800	30.28	-16.72	54.0	23.72	AV	151.00	100	Vertical	Pass
2	2436.100	98.58	-12.13	74.0	-24.58	Peak	246.00	150	Vertical	N/A
2**	2436.100	91.45	-12.13	54.0	-37.45	AV	246.00	150	Vertical	N/A
3	4894.000	51.30	-2.80	74.0	22.70	Peak	287.00	100	Vertical	Pass
3**	4894.000	42.18	-2.80	54.0	11.82	AV	287.00	100	Vertical	Pass
4	6520.800	54.32	0.28	74.0	19.68	Peak	101.00	200	Vertical	Pass
4**	6520.800	45.12	0.28	54.0	8.88	AV	101.00	200	Vertical	Pass
5	13320.674	55.04	0.91	74.0	18.96	Peak	190.00	150	Vertical	Pass
5**	13320.674	46.50	0.91	54.0	7.50	AV	190.00	150	Vertical	Pass
6	17418.824	56.11	3.73	74.0	17.89	Peak	325.00	400	Vertical	Pass
6**	17418.824	46.71	3.73	54.0	7.29	AV	325.00	400	Vertical	Pass

1 GHz to 18 GHz, ANT H VHT20 Channel 10

No.	Frequency (MHz)	Results (dBuV/m)	Factor (dB)	Limit (dBuV/m)	Margin (dB)	Detector	Table (Degree)	Height (cm)	Antenna	Verdict
1	1557.400	39.96	-17.03	74.0	34.04	Peak	208.00	400	Horizontal	Pass
1**	1557.400	29.11	-17.03	54.0	24.89	AV	208.00	400	Horizontal	Pass
2	2457.900	107.75	-11.99	74.0	-33.75	Peak	91.00	200	Horizontal	N/A
2**	2457.900	100.28	-11.99	54.0	-46.28	AV	91.00	200	Horizontal	N/A
3	4808.800	51.75	-2.12	74.0	22.25	Peak	0.00	150	Horizontal	Pass
3**	4808.800	43.15	-2.12	54.0	10.85	AV	0.00	150	Horizontal	Pass
4	6791.800	54.13	0.91	74.0	19.87	Peak	162.00	300	Horizontal	Pass
4**	6791.800	45.14	0.91	54.0	8.86	AV	162.00	300	Horizontal	Pass
5	12825.600	53.61	1.05	74.0	20.39	Peak	147.00	400	Horizontal	Pass
5**	12825.600	45.90	1.05	54.0	8.10	AV	147.00	400	Horizontal	Pass
6	15799.987	56.43	2.33	74.0	17.57	Peak	284.00	400	Horizontal	Pass
6**	15799.987	46.66	2.33	54.0	7.34	AV	284.00	400	Horizontal	Pass

1 GHz to 18 GHz, ANT V VHT20 Channel 10

No.	Frequency (MHz)	Results (dBuV/m)	Factor (dB)	Limit (dBuV/m)	Margin (dB)	Detector	Table (Degree)	Height (cm)	Antenna	Verdict
1	1587.400	39.87	-17.01	74.0	34.13	Peak	206.00	100	Vertical	Pass
1**	1587.400	29.80	-17.01	54.0	24.20	AV	206.00	100	Vertical	Pass
2	2455.600	96.67	-12.13	74.0	-22.67	Peak	279.00	200	Vertical	N/A
2**	2455.600	89.20	-12.13	54.0	-35.20	AV	279.00	200	Vertical	N/A
3	4920.400	50.93	-2.55	74.0	23.07	Peak	180.00	100	Vertical	Pass
3**	4920.400	41.69	-2.55	54.0	12.31	AV	180.00	100	Vertical	Pass
4	6805.600	54.05	2.07	74.0	19.95	Peak	260.00	100	Vertical	Pass
4**	6805.600	45.70	2.07	54.0	8.30	AV	260.00	100	Vertical	Pass
5	13311.487	55.74	0.86	74.0	18.26	Peak	343.00	150	Vertical	Pass
5**	13311.487	46.20	0.86	54.0	7.80	AV	343.00	150	Vertical	Pass
6	17436.938	55.87	3.17	74.0	18.13	Peak	323.00	400	Vertical	Pass
6**	17436.938	46.50	3.17	54.0	7.50	AV	323.00	400	Vertical	Pass

1 GHz to 18 GHz, ANT H VHT20 Channel 11

No.	Frequency (MHz)	Results (dBuV/m)	Factor (dB)	Limit (dBuV/m)	Margin (dB)	Detector	Table (Degree)	Height (cm)	Antenna	Verdict
1	1506.900	39.30	-16.83	74.0	34.70	Peak	28.00	300	Horizontal	Pass
1**	1506.900	29.45	-16.83	54.0	24.55	AV	28.00	300	Horizontal	Pass
2	2460.900	106.94	-12.06	74.0	-32.94	Peak	77.00	150	Horizontal	N/A
2**	2460.900	99.61	-12.06	54.0	-45.61	AV	77.00	150	Horizontal	N/A
3	4718.400	50.66	-3.29	74.0	23.34	Peak	215.00	150	Horizontal	Pass
3**	4718.400	41.25	-3.29	54.0	12.75	AV	215.00	150	Horizontal	Pass
4	6718.600	53.77	-0.85	74.0	20.23	Peak	136.00	300	Horizontal	Pass
4**	6718.600	44.92	-0.85	54.0	9.08	AV	136.00	300	Horizontal	Pass
5	12887.550	54.60	1.57	74.0	19.40	Peak	39.00	200	Horizontal	Pass
5**	12887.550	43.53	1.57	54.0	10.47	AV	39.00	200	Horizontal	Pass
6	15848.549	55.92	1.34	74.0	18.08	Peak	163.00	400	Horizontal	Pass
6**	15848.549	45.55	1.34	54.0	8.45	AV	163.00	400	Horizontal	Pass

1 GHz to 18 GHz, ANT V VHT20 Channel 11

No.	Frequency (MHz)	Results (dBuV/m)	Factor (dB)	Limit (dBuV/m)	Margin (dB)	Detector	Table (Degree)	Height (cm)	Antenna	Verdict
1	1536.500	39.35	-16.91	74.0	34.65	Peak	61.00	300	Vertical	Pass
1**	1536.500	29.58	-16.91	54.0	24.42	AV	61.00	300	Vertical	Pass
2	2460.800	95.33	-12.05	74.0	-21.33	Peak	286.00	150	Vertical	N/A
2**	2460.800	87.61	-12.05	54.0	-33.61	AV	286.00	150	Vertical	N/A
3	4770.800	51.52	-2.84	74.0	22.48	Peak	259.00	150	Vertical	Pass
3**	4770.800	42.05	-2.84	54.0	11.95	AV	259.00	150	Vertical	Pass
4	6998.600	54.04	1.20	74.0	19.96	Peak	329.00	400	Vertical	Pass
4**	6998.600	44.92	1.20	54.0	9.08	AV	329.00	400	Vertical	Pass
5	13346.138	55.17	1.03	74.0	18.83	Peak	0.00	150	Vertical	Pass
5**	13346.138	45.05	1.03	54.0	8.95	AV	0.00	150	Vertical	Pass
6	15795.000	56.31	2.17	74.0	17.69	Peak	63.00	200	Vertical	Pass
6**	15795.000	46.94	2.17	54.0	7.06	AV	63.00	200	Vertical	Pass

1 GHz to 18 GHz, ANT H VHT40 Channel 3

No.	Frequency (MHz)	Results (dBuV/m)	Factor (dB)	Limit (dBuV/m)	Margin (dB)	Detector	Table (Degree)	Height (cm)	Antenna	Verdict
1	1489.700	39.36	-16.73	74.0	34.64	Peak	249.00	100	Horizontal	Pass
1**	1489.700	29.84	-16.73	54.0	24.16	AV	249.00	100	Horizontal	Pass
2	2425.500	104.06	-12.59	74.0	-30.06	Peak	83.00	100	Horizontal	N/A
2**	2425.500	96.81	-12.59	54.0	-42.81	AV	83.00	100	Horizontal	N/A
3	4965.200	51.24	-2.00	74.0	22.76	Peak	232.00	100	Horizontal	Pass
3**	4965.200	42.11	-2.00	54.0	11.89	AV	232.00	100	Horizontal	Pass
4	6333.800	54.02	-0.30	74.0	19.98	Peak	8.00	400	Horizontal	Pass
4**	6333.800	45.52	-0.30	54.0	8.48	AV	8.00	400	Horizontal	Pass
5	13289.175	55.18	0.78	74.0	18.82	Peak	283.00	150	Horizontal	Pass
5**	13289.175	45.70	0.78	54.0	8.30	AV	283.00	150	Horizontal	Pass
6	16045.688	55.49	0.74	74.0	18.51	Peak	224.00	100	Horizontal	Pass
6**	16045.688	45.51	0.74	54.0	8.49	AV	224.00	100	Horizontal	Pass

1 GHz to 18 GHz, ANT V VHT40 Channel 3

No.	Frequency (MHz)	Results (dBuV/m)	Factor (dB)	Limit (dBuV/m)	Margin (dB)	Detector	Table (Degree)	Height (cm)	Antenna	Verdict
1	1272.800	42.03	-17.23	74.0	31.97	Peak	156.00	300	Vertical	Pass
1**	1272.800	28.85	-17.23	54.0	25.15	AV	156.00	300	Vertical	Pass
2	2426.700	92.53	-12.59	74.0	-18.53	Peak	233.00	100	Vertical	N/A
2**	2426.700	84.41	-12.59	54.0	-30.41	AV	233.00	100	Vertical	N/A
3	4970.800	51.38	-1.62	74.0	22.62	Peak	274.00	100	Vertical	Pass
3**	4970.800	42.15	-1.62	54.0	11.85	AV	274.00	100	Vertical	Pass
4	6974.600	54.32	1.34	74.0	19.68	Peak	17.00	200	Vertical	Pass
4**	6974.600	45.53	1.34	54.0	8.47	AV	17.00	200	Vertical	Pass
5	12886.500	53.37	1.57	74.0	20.63	Peak	343.00	200	Vertical	Pass
5**	12886.500	43.84	1.57	54.0	10.16	AV	343.00	200	Vertical	Pass
6	17320.913	55.78	1.34	74.0	18.22	Peak	304.00	200	Vertical	Pass
6**	17320.913	45.74	1.34	54.0	8.26	AV	304.00	200	Vertical	Pass

1 GHz to 18 GHz, ANT H VHT40 Channel 4

No.	Frequency (MHz)	Results (dBuV/m)	Factor (dB)	Limit (dBuV/m)	Margin (dB)	Detector	Table (Degree)	Height (cm)	Antenna	Verdict
1	1495.600	38.90	-16.85	74.0	35.10	Peak	21.00	300	Horizontal	Pass
1**	1495.600	29.56	-16.85	54.0	24.44	AV	21.00	300	Horizontal	Pass
2	2425.600	103.43	-12.59	74.0	-29.43	Peak	82.00	100	Horizontal	N/A
2**	2425.600	95.51	-12.59	54.0	-41.51	AV	82.00	100	Horizontal	N/A
3	4915.800	50.96	-2.89	74.0	23.04	Peak	216.00	200	Horizontal	Pass
3**	4915.800	41.52	-2.89	54.0	12.48	AV	216.00	200	Horizontal	Pass
4	6806.400	54.20	2.33	74.0	19.80	Peak	271.00	200	Horizontal	Pass
4**	6806.400	46.31	2.33	54.0	7.69	AV	271.00	200	Horizontal	Pass
5	13328.026	55.54	0.93	74.0	18.46	Peak	18.00	150	Horizontal	Pass
5**	13328.026	47.43	0.93	54.0	6.57	AV	18.00	150	Horizontal	Pass
6	17354.512	55.90	2.07	74.0	18.10	Peak	121.00	200	Horizontal	Pass
6**	17354.512	47.55	2.07	54.0	6.45	AV	121.00	200	Horizontal	Pass

1 GHz to 18 GHz, ANT V VHT40 Channel 4

No.	Frequency (MHz)	Results (dBuV/m)	Factor (dB)	Limit (dBuV/m)	Margin (dB)	Detector	Table (Degree)	Height (cm)	Antenna	Verdict
1	1372.200	39.20	-17.14	74.0	34.80	Peak	360.00	300	Vertical	Pass
1**	1372.200	29.21	-17.14	54.0	24.79	AV	360.00	300	Vertical	Pass
2	2428.500	91.78	-12.46	74.0	-17.78	Peak	254.00	100	Vertical	N/A
2**	2428.500	83.90	-12.46	54.0	-29.90	AV	254.00	100	Vertical	N/A
3	4825.200	52.83	-2.35	74.0	21.17	Peak	228.00	150	Vertical	Pass
3**	4825.200	41.91	-2.35	54.0	12.09	AV	228.00	150	Vertical	Pass
4	6836.400	54.29	0.50	74.0	19.71	Peak	92.00	200	Vertical	Pass
4**	6836.400	44.64	0.50	54.0	9.36	AV	92.00	200	Vertical	Pass
5	13310.701	55.28	0.86	74.0	18.72	Peak	263.00	150	Vertical	Pass
5**	13310.701	45.49	0.86	54.0	8.51	AV	263.00	150	Vertical	Pass
6	17400.975	56.43	3.20	74.0	17.57	Peak	303.00	300	Vertical	Pass
6**	17400.975	46.66	3.20	54.0	7.34	AV	303.00	300	Vertical	Pass

1 GHz to 18 GHz, ANT H VHT40 Channel 5

No.	Frequency (MHz)	Results (dBuV/m)	Factor (dB)	Limit (dBuV/m)	Margin (dB)	Detector	Table (Degree)	Height (cm)	Antenna	Verdict
1	1370.800	39.07	-17.16	74.0	34.93	Peak	157.00	200	Horizontal	Pass
1**	1370.800	30.56	-17.16	54.0	23.44	AV	157.00	200	Horizontal	Pass
2	2430.500	104.83	-12.48	74.0	-30.83	Peak	91.00	100	Horizontal	N/A
2**	2430.500	96.75	-12.48	54.0	-42.75	AV	91.00	100	Horizontal	N/A
3	5039.600	51.95	-2.01	74.0	22.05	Peak	316.00	150	Horizontal	Pass
3**	5039.600	42.29	-2.01	54.0	11.71	AV	316.00	150	Horizontal	Pass
4	6859.200	54.13	-0.21	74.0	19.87	Peak	59.00	400	Horizontal	Pass
4**	6859.200	45.70	-0.21	54.0	8.30	AV	59.00	400	Horizontal	Pass
5	13379.474	55.35	0.65	74.0	18.65	Peak	243.00	300	Horizontal	Pass
5**	13379.474	45.17	0.65	54.0	8.83	AV	243.00	300	Horizontal	Pass
6	15508.088	55.71	1.38	74.0	18.29	Peak	38.00	150	Horizontal	Pass
6**	15508.088	45.88	1.38	54.0	8.12	AV	38.00	150	Horizontal	Pass

1 GHz to 18 GHz, ANT V VHT40 Channel 5

No.	Frequency (MHz)	Results (dBuV/m)	Factor (dB)	Limit (dBuV/m)	Margin (dB)	Detector	Table (Degree)	Height (cm)	Antenna	Verdict
1	1580.700	39.63	-17.20	74.0	34.37	Peak	107.00	400	Vertical	Pass
1**	1580.700	29.24	-17.20	54.0	24.76	AV	107.00	400	Vertical	Pass
2	2435.300	93.63	-12.15	74.0	-19.63	Peak	263.00	150	Vertical	N/A
2**	2435.300	85.29	-12.15	54.0	-31.29	AV	263.00	150	Vertical	N/A
3	4880.600	50.91	-2.68	74.0	23.09	Peak	190.00	200	Vertical	Pass
3**	4880.600	42.03	-2.68	54.0	11.97	AV	190.00	200	Vertical	Pass
4	6806.400	55.11	2.33	74.0	18.89	Peak	326.00	400	Vertical	Pass
4**	6806.400	46.05	2.33	54.0	7.95	AV	326.00	400	Vertical	Pass
5	13323.037	55.01	0.92	74.0	18.99	Peak	277.00	150	Vertical	Pass
5**	13323.037	46.16	0.92	54.0	7.84	AV	277.00	150	Vertical	Pass
6	15784.500	56.57	1.78	74.0	17.43	Peak	342.00	200	Vertical	Pass
6**	15784.500	45.90	1.78	54.0	8.10	AV	342.00	200	Vertical	Pass

1 GHz to 18 GHz, ANT H VHT40 Channel 6

No.	Frequency (MHz)	Results (dBuV/m)	Factor (dB)	Limit (dBuV/m)	Margin (dB)	Detector	Table (Degree)	Height (cm)	Antenna	Verdict
1	1478.100	39.59	-17.20	74.0	34.41	Peak	316.00	300	Horizontal	Pass
1**	1478.100	29.21	-17.20	54.0	24.79	AV	316.00	300	Horizontal	Pass
2	2433.800	105.56	-12.25	74.0	-31.56	Peak	75.00	100	Horizontal	N/A
2**	2433.800	98.09	-12.25	54.0	-44.09	AV	75.00	100	Horizontal	N/A
3	4969.200	51.96	-1.86	74.0	22.04	Peak	303.00	150	Horizontal	Pass
3**	4969.200	42.15	-1.86	54.0	11.85	AV	303.00	150	Horizontal	Pass
4	6837.000	54.46	0.51	74.0	19.54	Peak	195.00	400	Horizontal	Pass
4**	6837.000	44.94	0.51	54.0	9.06	AV	195.00	400	Horizontal	Pass
5	13310.701	55.02	0.86	74.0	18.98	Peak	233.00	150	Horizontal	Pass
5**	13310.701	46.55	0.86	54.0	7.45	AV	233.00	150	Horizontal	Pass
6	15840.675	56.16	1.44	74.0	17.84	Peak	105.00	400	Horizontal	Pass
6**	15840.675	47.66	1.44	54.0	6.34	AV	105.00	400	Horizontal	Pass

1 GHz to 18 GHz, ANT V VHT40 Channel 6

No.	Frequency (MHz)	Results (dBuV/m)	Factor (dB)	Limit (dBuV/m)	Margin (dB)	Detector	Table (Degree)	Height (cm)	Antenna	Verdict
1	1499.600	39.46	-17.01	74.0	34.54	Peak	239.00	400	Vertical	Pass
1**	1499.600	30.02	-17.01	54.0	23.98	AV	239.00	400	Vertical	Pass
2	2438.100	95.38	-12.19	74.0	-21.38	Peak	266.00	150	Vertical	N/A
2**	2438.100	88.24	-12.19	54.0	-34.24	AV	266.00	150	Vertical	N/A
3	4990.800	50.96	-2.57	74.0	23.04	Peak	216.00	100	Vertical	Pass
3**	4990.800	41.61	-2.57	54.0	12.39	AV	216.00	100	Vertical	Pass
4	6611.800	54.54	0.60	74.0	19.46	Peak	52.00	300	Vertical	Pass
4**	6611.800	45.20	0.60	54.0	8.80	AV	52.00	300	Vertical	Pass
5	13449.825	55.46	0.60	74.0	18.54	Peak	321.00	150	Vertical	Pass
5**	13449.825	45.59	0.60	54.0	8.41	AV	321.00	150	Vertical	Pass
6	17441.925	55.84	2.96	74.0	18.16	Peak	145.00	200	Vertical	Pass
6**	17441.925	46.03	2.96	54.0	7.97	AV	145.00	200	Vertical	Pass

1 GHz to 18 GHz, ANT H VHT40 Channel 7

No.	Frequency (MHz)	Results (dBuV/m)	Factor (dB)	Limit (dBuV/m)	Margin (dB)	Detector	Table (Degree)	Height (cm)	Antenna	Verdict
1	1494.400	39.41	-16.87	74.0	34.59	Peak	272.00	300	Horizontal	Pass
1**	1494.400	29.07	-16.87	54.0	24.93	AV	272.00	300	Horizontal	Pass
2	2440.400	104.97	-12.39	74.0	-30.97	Peak	101.00	200	Horizontal	N/A
2**	2440.400	97.33	-12.39	54.0	-43.33	AV	101.00	200	Horizontal	N/A
3	5012.400	51.79	-2.68	74.0	22.21	Peak	36.00	150	Horizontal	Pass
3**	5012.400	41.92	-2.68	54.0	12.08	AV	36.00	150	Horizontal	Pass
4	6740.200	54.14	-0.61	74.0	19.86	Peak	190.00	400	Horizontal	Pass
4**	6740.200	44.28	-0.61	54.0	9.72	AV	190.00	400	Horizontal	Pass
5	13415.963	55.59	0.41	74.0	18.41	Peak	277.00	150	Horizontal	Pass
5**	13415.963	46.32	0.41	54.0	7.68	AV	277.00	150	Horizontal	Pass
6	15279.713	55.13	0.58	74.0	18.87	Peak	105.00	150	Horizontal	Pass
6**	15279.713	46.18	0.58	54.0	7.82	AV	105.00	150	Horizontal	Pass

1 GHz to 18 GHz, ANT V VHT40 Channel 7

No.	Frequency (MHz)	Results (dBuV/m)	Factor (dB)	Limit (dBuV/m)	Margin (dB)	Detector	Table (Degree)	Height (cm)	Antenna	Verdict
1	1559.900	39.03	-16.94	74.0	34.97	Peak	326.00	200	Vertical	Pass
1**	1559.900	29.77	-16.94	54.0	24.23	AV	326.00	200	Vertical	Pass
2	2439.600	95.60	-12.38	74.0	-21.60	Peak	254.00	150	Vertical	N/A
2**	2439.600	88.23	-12.38	54.0	-34.23	AV	254.00	150	Vertical	N/A
3	4809.600	51.36	-2.11	74.0	22.64	Peak	67.00	150	Vertical	Pass
3**	4809.600	42.05	-2.11	54.0	11.95	AV	67.00	150	Vertical	Pass
4	6806.200	54.12	2.26	74.0	19.88	Peak	83.00	100	Vertical	Pass
4**	6806.200	45.69	2.26	54.0	8.31	AV	83.00	100	Vertical	Pass
5	13419.375	55.59	0.40	74.0	18.41	Peak	114.00	150	Vertical	Pass
5**	13419.375	45.95	0.40	54.0	8.05	AV	114.00	150	Vertical	Pass
6	17429.850	55.73	3.46	74.0	18.27	Peak	325.00	100	Vertical	Pass
6**	17429.850	46.89	3.46	54.0	7.11	AV	325.00	100	Vertical	Pass

1 GHz to 18 GHz, ANT H VHT40 Channel 8

No.	Frequency (MHz)	Results (dBuV/m)	Factor (dB)	Limit (dBuV/m)	Margin (dB)	Detector	Table (Degree)	Height (cm)	Antenna	Verdict
1	1544.300	38.98	-17.26	74.0	35.02	Peak	358.00	400	Horizontal	Pass
1**	1544.300	28.85	-17.26	54.0	25.15	AV	358.00	400	Horizontal	Pass
2	2444.600	104.94	-12.51	74.0	-30.94	Peak	94.00	200	Horizontal	N/A
2**	2444.600	97.16	-12.51	54.0	-43.16	AV	94.00	200	Horizontal	N/A
3	4770.800	50.83	-2.84	74.0	23.17	Peak	303.00	150	Horizontal	Pass
3**	4770.800	41.49	-2.84	54.0	12.51	AV	303.00	150	Horizontal	Pass
4	6519.800	54.70	0.36	74.0	19.30	Peak	360.00	400	Horizontal	Pass
4**	6519.800	44.39	0.36	54.0	9.61	AV	360.00	400	Horizontal	Pass
5	13408.088	55.24	0.52	74.0	18.76	Peak	196.00	150	Horizontal	Pass
5**	13408.088	45.79	0.52	54.0	8.21	AV	196.00	150	Horizontal	Pass
6	15664.800	55.61	1.34	74.0	18.39	Peak	259.00	200	Horizontal	Pass
6**	15664.800	46.32	1.34	54.0	7.68	AV	259.00	200	Horizontal	Pass

1 GHz to 18 GHz, ANT V VHT40 Channel 8

No.	Frequency (MHz)	Results (dBuV/m)	Factor (dB)	Limit (dBuV/m)	Margin (dB)	Detector	Table (Degree)	Height (cm)	Antenna	Verdict
1	1597.100	39.30	-17.16	74.0	34.70	Peak	302.00	400	Vertical	Pass
1**	1597.100	29.56	-17.16	54.0	24.44	AV	302.00	400	Vertical	Pass
2	2448.500	94.98	-12.26	74.0	-20.98	Peak	263.00	100	Vertical	N/A
2**	2448.500	86.28	-12.26	54.0	-32.28	AV	263.00	100	Vertical	N/A
3	4807.000	51.49	-2.36	74.0	22.51	Peak	90.00	150	Vertical	Pass
3**	4807.000	42.30	-2.36	54.0	11.70	AV	90.00	150	Vertical	Pass
4	6644.600	54.24	-0.69	74.0	19.76	Peak	182.00	200	Vertical	Pass
4**	6644.600	44.97	-0.69	54.0	9.03	AV	182.00	200	Vertical	Pass
5	13311.750	54.88	0.87	74.0	19.12	Peak	193.00	150	Vertical	Pass
5**	13311.750	46.31	0.87	54.0	7.69	AV	193.00	150	Vertical	Pass
6	17393.625	55.51	2.96	74.0	18.49	Peak	66.00	400	Vertical	Pass
6**	17393.625	46.09	2.96	54.0	7.91	AV	66.00	400	Vertical	Pass

1 GHz to 18 GHz, ANT H VHT40 Channel 9

No.	Frequency (MHz)	Results (dBuV/m)	Factor (dB)	Limit (dBuV/m)	Margin (dB)	Detector	Table (Degree)	Height (cm)	Antenna	Verdict
1	1599.200	39.11	-17.44	74.0	34.89	Peak	344.00	200	Horizontal	Pass
1**	1599.200	30.14	-17.44	54.0	23.86	AV	344.00	200	Horizontal	Pass
2	2447.600	104.29	-12.37	74.0	-30.29	Peak	86.00	100	Horizontal	N/A
2**	2447.600	95.43	-12.37	54.0	-41.43	AV	86.00	100	Horizontal	N/A
3	4665.400	50.60	-2.49	74.0	23.40	Peak	28.00	150	Horizontal	Pass
3**	4665.400	40.78	-2.49	54.0	13.22	AV	28.00	150	Horizontal	Pass
4	6609.800	54.16	0.52	74.0	19.84	Peak	0.00	400	Horizontal	Pass
4**	6609.800	44.90	0.52	54.0	9.10	AV	0.00	400	Horizontal	Pass
5	13420.951	54.83	0.40	74.0	19.17	Peak	207.00	150	Horizontal	Pass
5**	13420.951	45.82	0.40	54.0	8.18	AV	207.00	150	Horizontal	Pass
6	15244.537	55.65	0.88	74.0	18.35	Peak	129.00	150	Horizontal	Pass
6**	15244.537	46.19	0.88	54.0	7.81	AV	129.00	150	Horizontal	Pass

1 GHz to 18 GHz, ANT V VHT40 Channel 9

No.	Frequency (MHz)	Results (dBuV/m)	Factor (dB)	Limit (dBuV/m)	Margin (dB)	Detector	Table (Degree)	Height (cm)	Antenna	Verdict
1	1506.600	39.32	-16.82	74.0	34.68	Peak	50.00	100	Vertical	Pass
1**	1506.600	30.29	-16.82	54.0	23.71	AV	50.00	100	Vertical	Pass
2	2448.800	92.39	-12.26	74.0	-18.39	Peak	255.00	200	Vertical	N/A
2**	2448.800	84.73	-12.26	54.0	-30.73	AV	255.00	200	Vertical	N/A
3	4870.800	51.61	-2.72	74.0	22.39	Peak	183.00	150	Vertical	Pass
3**	4870.800	42.19	-2.72	54.0	11.81	AV	183.00	150	Vertical	Pass
4	6625.400	54.49	0.27	74.0	19.51	Peak	193.00	400	Vertical	Pass
4**	6625.400	44.76	0.27	54.0	9.24	AV	193.00	400	Vertical	Pass
5	13319.625	54.98	0.90	74.0	19.02	Peak	181.00	150	Vertical	Pass
5**	13319.625	45.84	0.90	54.0	8.16	AV	181.00	150	Vertical	Pass
6	17421.713	55.30	3.71	74.0	18.70	Peak	263.00	100	Vertical	Pass
6**	17421.713	45.92	3.71	54.0	8.08	AV	263.00	100	Vertical	Pass

1 GHz to 18 GHz, ANT H 802.11ax20(SU) Channel 1

No.	Frequency (MHz)	Results (dBuV/m)	Factor (dB)	Limit (dBuV/m)	Margin (dB)	Detector	Table (Degree)	Height (cm)	Antenna	Verdict
1	1071.600	44.46	-18.37	74.0	29.54	Peak	360.00	200	Horizontal	Pass
1**	1071.600	27.63	-18.37	54.0	26.37	AV	360.00	200	Horizontal	Pass
2	2409.500	109.84	-10.43	74.0	-35.84	Peak	290.00	200	Horizontal	N/A
2**	2409.500	100.95	-10.43	54.0	-46.95	AV	290.00	200	Horizontal	N/A
3	4829.000	51.85	-2.56	74.0	22.15	Peak	20.00	100	Horizontal	Pass
3**	4829.000	42.35	-2.56	54.0	11.65	AV	20.00	100	Horizontal	Pass
4	6792.000	55.52	0.93	74.0	18.48	Peak	108.00	400	Horizontal	Pass
4**	6792.000	45.68	0.93	54.0	8.32	AV	108.00	400	Horizontal	Pass
5	12893.587	54.02	1.57	74.0	19.98	Peak	360.00	100	Horizontal	Pass
5**	12893.587	44.94	1.57	54.0	9.06	AV	360.00	100	Horizontal	Pass
6	13457.700	56.95	0.68	74.0	17.05	Peak	0.00	100	Horizontal	Pass
6**	13457.700	47.81	0.68	54.0	6.19	AV	0.00	100	Horizontal	Pass

1 GHz to 18 GHz, ANT V802.11ax20(SU) Channel 1

No.	Frequency (MHz)	Results (dBuV/m)	Factor (dB)	Limit (dBuV/m)	Margin (dB)	Detector	Table (Degree)	Height (cm)	Antenna	Verdict
1	1162.300	45.41	-17.62	74.0	28.59	Peak	200.00	100	Vertical	Pass
1**	1162.300	29.58	-17.62	54.0	24.42	AV	200.00	100	Vertical	Pass
2	2417.200	107.09	-11.67	74.0	-33.09	Peak	88.00	150	Vertical	N/A
2**	2417.200	98.77	-11.67	54.0	-44.77	AV	88.00	150	Vertical	N/A
3	4981.400	51.75	-1.60	74.0	22.25	Peak	252.00	100	Vertical	Pass
3**	4981.400	43.63	-1.60	54.0	10.37	AV	252.00	100	Vertical	Pass
4	6600.800	54.69	-0.71	74.0	19.31	Peak	360.00	400	Vertical	Pass
4**	6600.800	45.01	-0.71	54.0	8.99	AV	360.00	400	Vertical	Pass
5	12795.412	54.26	1.15	74.0	19.74	Peak	58.00	200	Vertical	Pass
5**	12795.412	45.23	1.15	54.0	8.77	AV	58.00	200	Vertical	Pass
6	17433.000	56.92	3.34	74.0	17.08	Peak	0.00	400	Vertical	Pass
6**	17433.000	47.48	3.34	54.0	6.52	AV	0.00	400	Vertical	Pass

1 GHz to 18 GHz, ANT H 802.11ax20(SU) Channel 2

No.	Frequency (MHz)	Results (dBuV/m)	Factor (dB)	Limit (dBuV/m)	Margin (dB)	Detector	Table (Degree)	Height (cm)	Antenna	Verdict
1	1327.600	40.25	-17.08	74.0	33.75	Peak	148.00	100	Horizontal	Pass
1**	1327.600	29.90	-17.08	54.0	24.10	AV	148.00	100	Horizontal	Pass
2	2412.500	108.35	-10.70	74.0	-34.35	Peak	309.00	150	Horizontal	N/A
2**	2412.500	100.56	-10.70	54.0	-46.56	AV	309.00	150	Horizontal	N/A
3	4886.600	51.72	-2.68	74.0	22.28	Peak	341.00	100	Horizontal	Pass
3**	4886.600	41.99	-2.68	54.0	12.01	AV	341.00	100	Horizontal	Pass
4	6777.400	54.57	-0.62	74.0	19.43	Peak	12.00	300	Horizontal	Pass
4**	6777.400	44.94	-0.62	54.0	9.06	AV	12.00	300	Horizontal	Pass
5	12892.013	53.83	1.58	74.0	20.17	Peak	253.00	200	Horizontal	Pass
5**	12892.013	44.36	1.58	54.0	9.64	AV	253.00	200	Horizontal	Pass
6	17425.912	56.17	3.59	74.0	17.83	Peak	0.00	300	Horizontal	Pass
6**	17425.912	47.36	3.59	54.0	6.64	AV	0.00	300	Horizontal	Pass

1 GHz to 18 GHz, ANT V802.11ax20(SU) Channel 2

No.	Frequency (MHz)	Results (dBuV/m)	Factor (dB)	Limit (dBuV/m)	Margin (dB)	Detector	Table (Degree)	Height (cm)	Antenna	Verdict
1	1165.400	47.42	-17.60	74.0	26.58	Peak	286.00	200	Vertical	Pass
1**	1165.400	32.14	-17.60	54.0	21.86	AV	286.00	200	Vertical	Pass
2	2419.300	102.51	-12.02	74.0	-28.51	Peak	180.00	150	Vertical	N/A
2**	2419.300	93.56	-12.02	54.0	-39.56	AV	180.00	150	Vertical	N/A
3	4840.000	51.61	-2.70	74.0	22.39	Peak	1.00	200	Vertical	Pass
3**	4840.000	42.40	-2.70	54.0	11.60	AV	1.00	200	Vertical	Pass
4	6609.000	54.88	0.34	74.0	19.12	Peak	301.00	100	Vertical	Pass
4**	6609.000	45.59	0.34	54.0	8.41	AV	301.00	100	Vertical	Pass
5	12998.062	53.42	1.32	74.0	20.58	Peak	251.00	300	Vertical	Pass
5**	12998.062	45.62	1.32	54.0	8.38	AV	251.00	300	Vertical	Pass
6	17429.324	56.60	3.48	74.0	17.40	Peak	0.00	400	Vertical	Pass
6**	17429.324	47.38	3.48	54.0	6.62	AV	0.00	400	Vertical	Pass

1 GHz to 18 GHz, ANT H 802.11ax20(SU) Channel 6

No.	Frequency (MHz)	Results (dBuV/m)	Factor (dB)	Limit (dBuV/m)	Margin (dB)	Detector	Table (Degree)	Height (cm)	Antenna	Verdict
1	1204.100	45.36	-17.66	74.0	28.64	Peak	360.00	300	Horizontal	Pass
1**	1204.100	28.92	-17.66	54.0	25.08	AV	360.00	300	Horizontal	Pass
2	2437.700	108.80	-12.14	74.0	-34.80	Peak	44.00	150	Horizontal	N/A
2**	2437.700	101.27	-12.14	54.0	-47.27	AV	44.00	150	Horizontal	N/A
3	4830.200	51.72	-2.51	74.0	22.28	Peak	254.00	150	Horizontal	Pass
3**	4830.200	42.65	-2.51	54.0	11.35	AV	254.00	150	Horizontal	Pass
4	6806.800	54.69	2.22	74.0	19.31	Peak	110.00	300	Horizontal	Pass
4**	6806.800	46.16	2.22	54.0	7.84	AV	110.00	300	Horizontal	Pass
5	12848.700	54.27	1.36	74.0	19.73	Peak	224.00	400	Horizontal	Pass
5**	12848.700	44.42	1.36	54.0	9.58	AV	224.00	400	Horizontal	Pass
6	17457.938	56.78	2.84	74.0	17.22	Peak	244.00	200	Horizontal	Pass
6**	17457.938	47.52	2.84	54.0	6.48	AV	244.00	200	Horizontal	Pass

1 GHz to 18 GHz, ANT V802.11ax20(SU) Channel 6

No.	Frequency (MHz)	Results (dBuV/m)	Factor (dB)	Limit (dBuV/m)	Margin (dB)	Detector	Table (Degree)	Height (cm)	Antenna	Verdict
1	1163.700	47.49	-17.58	74.0	26.51	Peak	217.00	100	Vertical	Pass
1**	1163.700	39.29	-17.58	54.0	14.71	AV	217.00	100	Vertical	Pass
2	2433.700	106.25	-12.25	74.0	-32.25	Peak	83.00	100	Vertical	N/A
2**	2433.700	97.55	-12.25	54.0	-43.55	AV	83.00	100	Vertical	N/A
3	4815.400	51.74	-2.37	74.0	22.26	Peak	360.00	150	Vertical	Pass
3**	4815.400	42.39	-2.37	54.0	11.61	AV	360.00	150	Vertical	Pass
4	6805.600	54.74	2.07	74.0	19.26	Peak	341.00	100	Vertical	Pass
4**	6805.600	46.07	2.07	54.0	7.93	AV	341.00	100	Vertical	Pass
5	12780.188	53.76	1.23	74.0	20.24	Peak	144.00	200	Vertical	Pass
5**	12780.188	44.53	1.23	54.0	9.47	AV	144.00	200	Vertical	Pass
6	17344.801	57.56	1.70	74.0	16.44	Peak	263.00	300	Vertical	Pass
6**	17344.801	47.45	1.70	54.0	6.55	AV	263.00	300	Vertical	Pass

1 GHz to 18 GHz, ANT H 802.11ax20(SU) Channel 9

No.	Frequency (MHz)	Results (dBuV/m)	Factor (dB)	Limit (dBuV/m)	Margin (dB)	Detector	Table (Degree)	Height (cm)	Antenna	Verdict
1	1211.500	45.44	-17.54	74.0	28.56	Peak	48.00	400	Horizontal	Pass
1**	1211.500	28.57	-17.54	54.0	25.43	AV	48.00	400	Horizontal	Pass
2	2457.800	109.57	-12.01	74.0	-35.57	Peak	113.00	100	Horizontal	N/A
2**	2457.800	100.02	-12.01	54.0	-46.02	AV	113.00	100	Horizontal	N/A
3	3981.800	49.72	-5.09	74.0	24.28	Peak	1.00	150	Horizontal	Pass
3**	3981.800	38.99	-5.09	54.0	15.01	AV	1.00	150	Horizontal	Pass
4	6152.200	54.71	0.28	74.0	19.29	Peak	74.00	200	Horizontal	Pass
4**	6152.200	45.71	0.28	54.0	8.29	AV	74.00	200	Horizontal	Pass
5	12902.776	54.26	1.46	74.0	19.74	Peak	142.00	100	Horizontal	Pass
5**	12902.776	44.51	1.46	54.0	9.49	AV	142.00	100	Horizontal	Pass
6	17468.963	56.59	2.90	74.0	17.41	Peak	179.00	300	Horizontal	Pass
6**	17468.963	47.44	2.90	54.0	6.56	AV	179.00	300	Horizontal	Pass

1 GHz to 18 GHz, ANT V802.11ax20(SU) Channel 9

No.	Frequency (MHz)	Results (dBuV/m)	Factor (dB)	Limit (dBuV/m)	Margin (dB)	Detector	Table (Degree)	Height (cm)	Antenna	Verdict
1	1161.800	46.99	-17.65	74.0	27.01	Peak	248.00	300	Vertical	Pass
1**	1161.800	31.37	-17.65	54.0	22.63	AV	248.00	300	Vertical	Pass
2	2453.600	105.19	-12.17	74.0	-31.19	Peak	192.00	200	Vertical	N/A
2**	2453.600	95.95	-12.17	54.0	-41.95	AV	192.00	200	Vertical	N/A
3	4962.600	51.23	-2.44	74.0	22.77	Peak	290.00	100	Vertical	Pass
3**	4962.600	42.48	-2.44	54.0	11.52	AV	290.00	100	Vertical	Pass
4	6806.800	55.32	2.22	74.0	18.68	Peak	353.00	100	Vertical	Pass
4**	6806.800	46.60	2.22	54.0	7.40	AV	353.00	100	Vertical	Pass
5	12241.988	54.10	1.04	74.0	19.90	Peak	320.00	100	Vertical	Pass
5**	12241.988	44.22	1.04	54.0	9.78	AV	320.00	100	Vertical	Pass
6	17422.762	56.50	3.68	74.0	17.50	Peak	104.00	100	Vertical	Pass
6**	17422.762	47.90	3.68	54.0	6.10	AV	104.00	100	Vertical	Pass

1 GHz to 18 GHz, ANT H 802.11ax20(SU) Channel 10

No.	Frequency (MHz)	Results (dBuV/m)	Factor (dB)	Limit (dBuV/m)	Margin (dB)	Detector	Table (Degree)	Height (cm)	Antenna	Verdict
1	1491.200	40.22	-16.82	74.0	33.78	Peak	85.00	300	Horizontal	Pass
1**	1491.200	30.54	-16.82	54.0	23.46	AV	85.00	300	Horizontal	Pass
2	2462.700	109.13	-11.83	74.0	-35.13	Peak	304.00	100	Horizontal	N/A
2**	2462.700	100.10	-11.83	54.0	-46.10	AV	304.00	100	Horizontal	N/A
3	4977.200	52.00	-1.75	74.0	22.00	Peak	331.00	150	Horizontal	Pass
3**	4977.200	43.00	-1.75	54.0	11.00	AV	331.00	150	Horizontal	Pass
4	6907.200	54.80	0.18	74.0	19.20	Peak	222.00	200	Horizontal	Pass
4**	6907.200	44.14	0.18	54.0	9.86	AV	222.00	200	Horizontal	Pass
5	12276.487	54.68	1.67	74.0	19.32	Peak	199.00	100	Horizontal	Pass
5**	12276.487	44.13	1.67	54.0	9.87	AV	199.00	100	Horizontal	Pass
6	13422.000	56.73	0.40	74.0	17.27	Peak	188.00	400	Horizontal	Pass
6**	13422.000	46.95	0.40	54.0	7.05	AV	188.00	400	Horizontal	Pass

1 GHz to 18 GHz, ANT V802.11ax20(SU) Channel 10

No.	Frequency (MHz)	Results (dBuV/m)	Factor (dB)	Limit (dBuV/m)	Margin (dB)	Detector	Table (Degree)	Height (cm)	Antenna	Verdict
1	1042.500	51.77	-17.72	74.0	22.23	Peak	355.00	100	Vertical	Pass
1**	1042.500	31.59	-17.72	54.0	22.41	AV	355.00	100	Vertical	Pass
2	2460.600	102.20	-12.03	74.0	-28.20	Peak	198.00	100	Vertical	N/A
2**	2460.600	93.98	-12.03	54.0	-39.98	AV	198.00	100	Vertical	N/A
3	4941.600	51.62	-2.15	74.0	22.38	Peak	33.00	200	Vertical	Pass
3**	4941.600	42.96	-2.15	54.0	11.04	AV	33.00	200	Vertical	Pass
4	6610.000	54.91	0.56	74.0	19.09	Peak	85.00	200	Vertical	Pass
4**	6610.000	46.07	0.56	54.0	7.93	AV	85.00	200	Vertical	Pass
5	14463.600	53.37	1.54	74.0	20.63	Peak	265.00	150	Vertical	Pass
5**	14463.600	48.26	1.54	54.0	5.74	AV	265.00	150	Vertical	Pass
6	17426.962	56.64	3.55	74.0	17.36	Peak	0.00	400	Vertical	Pass
6**	17426.962	47.33	3.55	54.0	6.67	AV	0.00	400	Vertical	Pass

1 GHz to 18 GHz, ANT H 802.11ax20(SU) Channel 11

No.	Frequency (MHz)	Results (dBuV/m)	Factor (dB)	Limit (dBuV/m)	Margin (dB)	Detector	Table (Degree)	Height (cm)	Antenna	Verdict
1	1162.700	44.97	-17.60	74.0	29.03	Peak	356.00	400	Horizontal	Pass
1**	1162.700	36.77	-17.60	54.0	17.23	AV	356.00	400	Horizontal	Pass
2	2456.600	109.15	-12.13	74.0	-35.15	Peak	305.00	100	Horizontal	N/A
2**	2456.600	98.96	-12.13	54.0	-44.96	AV	305.00	100	Horizontal	N/A
3	4940.600	52.45	-1.93	74.0	21.55	Peak	350.00	150	Horizontal	Pass
3**	4940.600	42.98	-1.93	54.0	11.02	AV	350.00	150	Horizontal	Pass
4	5965.800	55.51	0.00	74.0	18.49	Peak	360.00	200	Horizontal	Pass
4**	5965.800	45.43	0.00	54.0	8.57	AV	360.00	200	Horizontal	Pass
5	12303.513	55.01	1.41	74.0	18.99	Peak	226.00	300	Horizontal	Pass
5**	12303.513	44.06	1.41	54.0	9.94	AV	226.00	300	Horizontal	Pass
6	17413.313	56.49	3.57	74.0	17.51	Peak	280.00	150	Horizontal	Pass
6**	17413.313	47.36	3.57	54.0	6.64	AV	280.00	150	Horizontal	Pass

1 GHz to 18 GHz, ANT V802.11ax20(SU) Channel 11

No.	Frequency (MHz)	Results (dBuV/m)	Factor (dB)	Limit (dBuV/m)	Margin (dB)	Detector	Table (Degree)	Height (cm)	Antenna	Verdict
1	1012.700	49.30	-17.67	74.0	24.70	Peak	359.00	200	Vertical	Pass
1**	1012.700	28.76	-17.67	54.0	25.24	AV	359.00	200	Vertical	Pass
2	2464.400	107.01	-11.85	74.0	-33.01	Peak	97.00	200	Vertical	N/A
2**	2464.400	98.62	-11.85	54.0	-44.62	AV	97.00	200	Vertical	N/A
3	4833.000	51.79	-2.75	74.0	22.21	Peak	343.00	150	Vertical	Pass
3**	4833.000	42.36	-2.75	54.0	11.64	AV	343.00	150	Vertical	Pass
4	6805.400	55.17	2.00	74.0	18.83	Peak	231.00	300	Vertical	Pass
4**	6805.400	46.79	2.00	54.0	7.21	AV	231.00	300	Vertical	Pass
5	12281.662	53.78	1.79	74.0	20.22	Peak	360.00	200	Vertical	Pass
5**	12281.662	44.59	1.79	54.0	9.41	AV	360.00	200	Vertical	Pass
6	17425.125	57.00	3.62	74.0	17.00	Peak	168.00	300	Vertical	Pass
6**	17425.125	47.71	3.62	54.0	6.29	AV	168.00	300	Vertical	Pass

1 GHz to 18 GHz, ANT H 802.11ax40(SU) Channel 3

No.	Frequency (MHz)	Results (dBuV/m)	Factor (dB)	Limit (dBuV/m)	Margin (dB)	Detector	Table (Degree)	Height (cm)	Antenna	Verdict
1	1166.800	43.68	-17.65	74.0	30.32	Peak	352.00	400	Horizontal	Pass
1**	1166.800	29.16	-17.65	54.0	24.84	AV	352.00	400	Horizontal	Pass
2	2428.500	107.39	-12.46	74.0	-33.39	Peak	278.00	150	Horizontal	N/A
2**	2428.500	99.07	-12.46	54.0	-45.07	AV	278.00	150	Horizontal	N/A
3	4825.200	52.22	-2.35	74.0	21.78	Peak	159.00	150	Horizontal	Pass
3**	4825.200	42.13	-2.35	54.0	11.87	AV	159.00	150	Horizontal	Pass
4	6828.600	55.32	0.13	74.0	18.68	Peak	45.00	300	Horizontal	Pass
4**	6828.600	44.45	0.13	54.0	9.55	AV	45.00	300	Horizontal	Pass
5	12407.875	54.40	1.46	74.0	19.60	Peak	246.00	300	Horizontal	Pass
5**	12407.875	44.54	1.46	54.0	9.46	AV	246.00	300	Horizontal	Pass
6	15852.488	57.76	1.26	74.0	16.24	Peak	200.00	300	Horizontal	Pass
6**	15852.488	46.75	1.26	54.0	7.25	AV	200.00	300	Horizontal	Pass

1 GHz to 18 GHz, ANT V802.11ax40(SU) Channel 3

No.	Frequency (MHz)	Results (dBuV/m)	Factor (dB)	Limit (dBuV/m)	Margin (dB)	Detector	Table (Degree)	Height (cm)	Antenna	Verdict
1	1089.400	48.44	-18.10	74.0	25.56	Peak	353.00	400	Vertical	Pass
1**	1089.400	29.22	-18.10	54.0	24.78	AV	353.00	400	Vertical	Pass
2	2425.300	103.96	-12.59	74.0	-29.96	Peak	91.00	150	Vertical	N/A
2**	2425.300	96.05	-12.59	54.0	-42.05	AV	91.00	150	Vertical	N/A
3	4809.800	52.05	-2.12	74.0	21.95	Peak	184.00	100	Vertical	Pass
3**	4809.800	43.05	-2.12	54.0	10.95	AV	184.00	100	Vertical	Pass
4	6621.000	54.83	0.26	74.0	19.17	Peak	36.00	400	Vertical	Pass
4**	6621.000	45.61	0.26	54.0	8.39	AV	36.00	400	Vertical	Pass
5	12810.637	55.00	0.85	74.0	19.00	Peak	112.00	200	Vertical	Pass
5**	12810.637	44.91	0.85	54.0	9.09	AV	112.00	200	Vertical	Pass
6	17463.714	57.34	2.88	74.0	16.66	Peak	201.00	200	Vertical	Pass
6**	17463.714	47.50	2.88	54.0	6.50	AV	201.00	200	Vertical	Pass

1 GHz to 18 GHz, ANT H 802.11ax40(SU) Channel 4

No.	Frequency (MHz)	Results (dBuV/m)	Factor (dB)	Limit (dBuV/m)	Margin (dB)	Detector	Table (Degree)	Height (cm)	Antenna	Verdict
1	1329.300	40.45	-17.04	74.0	33.55	Peak	28.00	300	Horizontal	Pass
1**	1329.300	34.16	-17.04	54.0	19.84	AV	28.00	300	Horizontal	Pass
2	2422.900	106.77	-12.58	74.0	-32.77	Peak	267.00	100	Horizontal	N/A
2**	2422.900	97.60	-12.58	54.0	-43.60	AV	267.00	100	Horizontal	N/A
3	4908.600	52.31	-2.77	74.0	21.69	Peak	5.00	150	Horizontal	Pass
3**	4908.600	41.79	-2.77	54.0	12.21	AV	5.00	150	Horizontal	Pass
4	6153.200	54.73	0.36	74.0	19.27	Peak	157.00	100	Horizontal	Pass
4**	6153.200	45.98	0.36	54.0	8.02	AV	157.00	100	Horizontal	Pass
5	13425.412	56.63	0.40	74.0	17.37	Peak	202.00	150	Horizontal	Pass
5**	13425.412	47.04	0.40	54.0	6.96	AV	202.00	150	Horizontal	Pass
6	15837.000	56.33	1.45	74.0	17.67	Peak	320.00	150	Horizontal	Pass
6**	15837.000	47.10	1.45	54.0	6.90	AV	320.00	150	Horizontal	Pass

1 GHz to 18 GHz, ANT V802.11ax40(SU) Channel 4

No.	Frequency (MHz)	Results (dBuV/m)	Factor (dB)	Limit (dBuV/m)	Margin (dB)	Detector	Table (Degree)	Height (cm)	Antenna	Verdict
1	1161.100	48.52	-17.69	74.0	25.48	Peak	255.00	200	Vertical	Pass
1**	1161.100	35.26	-17.69	54.0	18.74	AV	255.00	200	Vertical	Pass
2	2428.600	100.60	-12.45	74.0	-26.60	Peak	193.00	200	Vertical	N/A
2**	2428.600	89.78	-12.45	54.0	-35.78	AV	193.00	200	Vertical	N/A
3	4792.200	52.37	-2.80	74.0	21.63	Peak	33.00	150	Vertical	Pass
3**	4792.200	42.15	-2.80	54.0	11.85	AV	33.00	150	Vertical	Pass
4	6788.600	55.12	0.43	74.0	18.88	Peak	189.00	200	Vertical	Pass
4**	6788.600	45.47	0.43	54.0	8.53	AV	189.00	200	Vertical	Pass
5	12863.400	54.20	1.43	74.0	19.80	Peak	305.00	300	Vertical	Pass
5**	12863.400	43.80	1.43	54.0	10.20	AV	305.00	300	Vertical	Pass
6	16097.401	56.41	1.26	74.0	17.59	Peak	360.00	200	Vertical	Pass
6**	16097.401	46.90	1.26	54.0	7.10	AV	360.00	200	Vertical	Pass

1 GHz to 18 GHz, ANT H 802.11ax40(SU) Channel 5

No.	Frequency (MHz)	Results (dBuV/m)	Factor (dB)	Limit (dBuV/m)	Margin (dB)	Detector	Table (Degree)	Height (cm)	Antenna	Verdict
1	1495.700	41.70	-16.85	74.0	32.30	Peak	210.00	100	Horizontal	Pass
1**	1495.700	29.96	-16.85	54.0	24.04	AV	210.00	100	Horizontal	Pass
2	2432.700	106.88	-12.35	74.0	-32.88	Peak	58.00	200	Horizontal	N/A
2**	2432.700	97.92	-12.35	54.0	-43.92	AV	58.00	200	Horizontal	N/A
3	5091.800	52.77	-1.92	74.0	21.23	Peak	229.00	150	Horizontal	Pass
3**	5091.800	43.27	-1.92	54.0	10.73	AV	229.00	150	Horizontal	Pass
4	6653.200	54.68	-0.47	74.0	19.32	Peak	296.00	400	Horizontal	Pass
4**	6653.200	45.43	-0.47	54.0	8.57	AV	296.00	400	Horizontal	Pass
5	14462.287	52.96	1.61	74.0	21.04	Peak	126.00	150	Horizontal	Pass
5**	14462.287	48.32	1.61	54.0	5.68	AV	126.00	150	Horizontal	Pass
6	17484.450	56.51	2.54	74.0	17.49	Peak	0.00	100	Horizontal	Pass
6**	17484.450	46.51	2.54	54.0	7.49	AV	0.00	100	Horizontal	Pass

1 GHz to 18 GHz, ANT V802.11ax40(SU) Channel 5

No.	Frequency (MHz)	Results (dBuV/m)	Factor (dB)	Limit (dBuV/m)	Margin (dB)	Detector	Table (Degree)	Height (cm)	Antenna	Verdict
1	1164.200	48.27	-17.58	74.0	25.73	Peak	262.00	300	Vertical	Pass
1**	1164.200	35.88	-17.58	54.0	18.12	AV	262.00	300	Vertical	Pass
2	2436.200	99.89	-12.13	74.0	-25.89	Peak	177.00	150	Vertical	N/A
2**	2436.200	90.19	-12.13	54.0	-36.19	AV	177.00	150	Vertical	N/A
3	4799.000	52.33	-2.94	74.0	21.67	Peak	161.00	150	Vertical	Pass
3**	4799.000	43.40	-2.94	54.0	10.60	AV	161.00	150	Vertical	Pass
4	6167.400	55.15	-0.92	74.0	18.85	Peak	248.00	200	Vertical	Pass
4**	6167.400	44.35	-0.92	54.0	9.65	AV	248.00	200	Vertical	Pass
5	12852.375	54.30	1.39	74.0	19.70	Peak	285.00	300	Vertical	Pass
5**	12852.375	45.21	1.39	54.0	8.79	AV	285.00	300	Vertical	Pass
6	17396.775	57.13	3.06	74.0	16.87	Peak	68.00	300	Vertical	Pass
6**	17396.775	46.88	3.06	54.0	7.12	AV	68.00	300	Vertical	Pass

1 GHz to 18 GHz, ANT H 802.11ax40(SU) Channel 6

No.	Frequency (MHz)	Results (dBuV/m)	Factor (dB)	Limit (dBuV/m)	Margin (dB)	Detector	Table (Degree)	Height (cm)	Antenna	Verdict
1	1196.200	48.70	-17.96	74.0	25.30	Peak	351.00	200	Horizontal	Pass
1**	1196.200	28.25	-17.96	54.0	25.75	AV	351.00	200	Horizontal	Pass
2	2442.200	106.65	-12.38	74.0	-32.65	Peak	279.00	100	Horizontal	N/A
2**	2442.200	97.40	-12.38	54.0	-43.40	AV	279.00	100	Horizontal	N/A
3	4822.800	51.54	-2.05	74.0	22.46	Peak	98.00	150	Horizontal	Pass
3**	4822.800	43.06	-2.05	54.0	10.94	AV	98.00	150	Horizontal	Pass
4	6678.200	55.08	-0.56	74.0	18.92	Peak	109.00	100	Horizontal	Pass
4**	6678.200	44.39	-0.56	54.0	9.61	AV	109.00	100	Horizontal	Pass
5	12832.425	55.07	1.19	74.0	18.93	Peak	0.00	300	Horizontal	Pass
5**	12832.425	45.68	1.19	54.0	8.32	AV	0.00	300	Horizontal	Pass
6	17421.187	57.75	3.72	74.0	16.25	Peak	263.00	200	Horizontal	Pass
6**	17421.187	47.75	3.72	54.0	6.25	AV	263.00	200	Horizontal	Pass

1 GHz to 18 GHz, ANT V802.11ax40(SU) Channel 6

No.	Frequency (MHz)	Results (dBuV/m)	Factor (dB)	Limit (dBuV/m)	Margin (dB)	Detector	Table (Degree)	Height (cm)	Antenna	Verdict
1	1164.100	47.41	-17.58	74.0	26.59	Peak	228.00	100	Vertical	Pass
1**	1164.100	34.43	-17.58	54.0	19.57	AV	228.00	100	Vertical	Pass
2	2430.400	103.41	-12.47	74.0	-29.41	Peak	92.00	200	Vertical	N/A
2**	2430.400	95.55	-12.47	54.0	-41.55	AV	92.00	200	Vertical	N/A
3	4716.600	51.57	-3.16	74.0	22.43	Peak	53.00	150	Vertical	Pass
3**	4716.600	41.58	-3.16	54.0	12.42	AV	53.00	150	Vertical	Pass
4	6610.600	54.72	0.70	74.0	19.28	Peak	219.00	300	Vertical	Pass
4**	6610.600	45.63	0.70	54.0	8.37	AV	219.00	300	Vertical	Pass
5	12216.974	53.82	1.20	74.0	20.18	Peak	181.00	300	Vertical	Pass
5**	12216.974	43.64	1.20	54.0	10.36	AV	181.00	300	Vertical	Pass
6	17428.011	57.55	3.52	74.0	16.45	Peak	242.00	100	Vertical	Pass
6**	17428.011	47.11	3.52	54.0	6.89	AV	242.00	100	Vertical	Pass

1 GHz to 18 GHz, ANT H 802.11ax40(SU) Channel 7

No.	Frequency (MHz)	Results (dBuV/m)	Factor (dB)	Limit (dBuV/m)	Margin (dB)	Detector	Table (Degree)	Height (cm)	Antenna	Verdict
1	1495.800	40.98	-16.85	74.0	33.02	Peak	197.00	400	Horizontal	Pass
1**	1495.800	30.01	-16.85	54.0	23.99	AV	197.00	400	Horizontal	Pass
2	2437.400	106.72	-12.12	74.0	-32.72	Peak	305.00	150	Horizontal	N/A
2**	2437.400	98.34	-12.12	54.0	-44.34	AV	305.00	150	Horizontal	N/A
3	4803.200	53.14	-2.94	74.0	20.86	Peak	275.00	150	Horizontal	Pass
3**	4803.200	43.56	-2.94	54.0	10.44	AV	275.00	150	Horizontal	Pass
4	6841.600	55.37	0.94	74.0	18.63	Peak	41.00	200	Horizontal	Pass
4**	6841.600	45.00	0.94	54.0	9.00	AV	41.00	200	Horizontal	Pass
5	12720.099	54.19	1.16	74.0	19.81	Peak	355.00	200	Horizontal	Pass
5**	12720.099	44.93	1.16	54.0	9.07	AV	355.00	200	Horizontal	Pass
6	17462.401	57.09	2.86	74.0	16.91	Peak	220.00	300	Horizontal	Pass
6**	17462.401	47.75	2.86	54.0	6.25	AV	220.00	300	Horizontal	Pass

1 GHz to 18 GHz, ANT V802.11ax40(SU) Channel 7

No.	Frequency (MHz)	Results (dBuV/m)	Factor (dB)	Limit (dBuV/m)	Margin (dB)	Detector	Table (Degree)	Height (cm)	Antenna	Verdict
1	1163.600	48.11	-17.58	74.0	25.89	Peak	282.00	100	Vertical	Pass
1**	1163.600	35.45	-17.58	54.0	18.55	AV	282.00	100	Vertical	Pass
2	2436.600	98.72	-12.13	74.0	-24.72	Peak	184.00	200	Vertical	N/A
2**	2436.600	89.87	-12.13	54.0	-35.87	AV	184.00	200	Vertical	N/A
3	4926.600	51.62	-2.39	74.0	22.38	Peak	59.00	200	Vertical	Pass
3**	4926.600	41.83	-2.39	54.0	12.17	AV	59.00	200	Vertical	Pass
4	6845.200	54.89	0.43	74.0	19.11	Peak	0.00	100	Vertical	Pass
4**	6845.200	44.74	0.43	54.0	9.26	AV	0.00	100	Vertical	Pass
5	12849.487	54.77	1.36	74.0	19.23	Peak	343.00	200	Vertical	Pass
5**	12849.487	45.10	1.36	54.0	8.90	AV	343.00	200	Vertical	Pass
6	17437.198	56.48	3.16	74.0	17.52	Peak	0.00	300	Vertical	Pass
6**	17437.198	47.41	3.16	54.0	6.59	AV	0.00	300	Vertical	Pass

1 GHz to 18 GHz, ANT H 802.11ax40(SU) Channel 8

No.	Frequency (MHz)	Results (dBuV/m)	Factor (dB)	Limit (dBuV/m)	Margin (dB)	Detector	Table (Degree)	Height (cm)	Antenna	Verdict
1	1500.000	41.12	-16.94	74.0	32.88	Peak	208.00	300	Horizontal	Pass
1**	1500.000	32.08	-16.94	54.0	21.92	AV	208.00	300	Horizontal	Pass
2	2443.000	107.12	-12.41	74.0	-33.12	Peak	286.00	100	Horizontal	N/A
2**	2443.000	98.66	-12.41	54.0	-44.66	AV	286.00	100	Horizontal	N/A
3	5057.600	52.85	-2.14	74.0	21.15	Peak	360.00	150	Horizontal	Pass
3**	5057.600	42.75	-2.14	54.0	11.25	AV	360.00	150	Horizontal	Pass
4	6806.200	55.15	2.26	74.0	18.85	Peak	332.00	300	Horizontal	Pass
4**	6806.200	46.07	2.26	54.0	7.93	AV	332.00	300	Horizontal	Pass
5	11332.338	53.85	0.40	74.0	20.15	Peak	32.00	200	Horizontal	Pass
5**	11332.338	43.49	0.40	54.0	10.51	AV	32.00	200	Horizontal	Pass
6	17469.489	56.82	2.91	74.0	17.18	Peak	316.00	100	Horizontal	Pass
6**	17469.489	47.17	2.91	54.0	6.83	AV	316.00	100	Horizontal	Pass

1 GHz to 18 GHz, ANT V802.11ax40(SU) Channel 8

No.	Frequency (MHz)	Results (dBuV/m)	Factor (dB)	Limit (dBuV/m)	Margin (dB)	Detector	Table (Degree)	Height (cm)	Antenna	Verdict
1	1164.800	47.03	-17.57	74.0	26.97	Peak	274.00	400	Vertical	Pass
1**	1164.800	38.98	-17.57	54.0	15.02	AV	274.00	400	Vertical	Pass
2	2449.700	100.03	-12.25	74.0	-26.03	Peak	204.00	100	Vertical	N/A
2**	2449.700	89.88	-12.25	54.0	-35.88	AV	204.00	100	Vertical	N/A
3	5027.800	53.08	-2.65	74.0	20.92	Peak	196.00	150	Vertical	Pass
3**	5027.800	42.80	-2.65	54.0	11.20	AV	196.00	150	Vertical	Pass
4	6804.000	55.71	1.63	74.0	18.29	Peak	300.00	200	Vertical	Pass
4**	6804.000	45.47	1.63	54.0	8.53	AV	300.00	200	Vertical	Pass
5	12792.787	53.81	1.17	74.0	20.19	Peak	249.00	200	Vertical	Pass
5**	12792.787	44.39	1.17	54.0	9.61	AV	249.00	200	Vertical	Pass
6	17479.989	56.70	2.75	74.0	17.30	Peak	230.00	200	Vertical	Pass
6**	17479.989	47.24	2.75	54.0	6.76	AV	230.00	200	Vertical	Pass

1 GHz to 18 GHz, ANT H 802.11ax40(SU) Channel 9

No.	Frequency (MHz)	Results (dBuV/m)	Factor (dB)	Limit (dBuV/m)	Margin (dB)	Detector	Table (Degree)	Height (cm)	Antenna	Verdict
1	1439.300	39.39	-17.31	74.0	34.61	Peak	165.00	300	Horizontal	Pass
1**	1439.300	30.49	-17.31	54.0	23.51	AV	165.00	300	Horizontal	Pass
2	2449.300	106.69	-12.25	74.0	-32.69	Peak	277.00	200	Horizontal	N/A
2**	2449.300	98.34	-12.25	54.0	-44.34	AV	277.00	200	Horizontal	N/A
3	4957.800	52.01	-2.40	74.0	21.99	Peak	318.00	150	Horizontal	Pass
3**	4957.800	42.43	-2.40	54.0	11.57	AV	318.00	150	Horizontal	Pass
4	6628.800	55.01	-0.12	74.0	18.99	Peak	130.00	100	Horizontal	Pass
4**	6628.800	45.20	-0.12	54.0	8.80	AV	130.00	100	Horizontal	Pass
5	12722.113	54.30	1.19	74.0	19.70	Peak	360.00	100	Horizontal	Pass
5**	12722.113	44.14	1.19	54.0	9.86	AV	360.00	100	Horizontal	Pass
6	15844.612	56.45	1.37	74.0	17.55	Peak	341.00	150	Horizontal	Pass
6**	15844.612	47.01	1.37	54.0	6.99	AV	341.00	150	Horizontal	Pass

1 GHz to 18 GHz, ANT V802.11ax40(SU) Channel 9

No.	Frequency (MHz)	Results (dBuV/m)	Factor (dB)	Limit (dBuV/m)	Margin (dB)	Detector	Table (Degree)	Height (cm)	Antenna	Verdict
1	1136.200	51.42	-17.73	74.0	22.58	Peak	355.00	300	Vertical	Pass
1**	1136.200	40.71	-17.73	54.0	13.29	AV	355.00	300	Vertical	Pass
2	2435.500	103.55	-12.14	74.0	-29.55	Peak	87.00	100	Vertical	N/A
2**	2435.500	93.61	-12.14	54.0	-39.61	AV	87.00	100	Vertical	N/A
3	4778.400	51.80	-2.58	74.0	22.20	Peak	288.00	150	Vertical	Pass
3**	4778.400	42.43	-2.58	54.0	11.57	AV	288.00	150	Vertical	Pass
4	6149.200	55.02	-0.18	74.0	18.98	Peak	0.00	300	Vertical	Pass
4**	6149.200	45.64	-0.18	54.0	8.36	AV	0.00	300	Vertical	Pass
5	12827.963	54.66	1.09	74.0	19.34	Peak	24.00	300	Vertical	Pass
5**	12827.963	45.59	1.09	54.0	8.41	AV	24.00	300	Vertical	Pass
6	16068.263	56.65	1.27	74.0	17.35	Peak	346.00	150	Vertical	Pass
6**	16068.263	46.45	1.27	54.0	7.55	AV	346.00	150	Vertical	Pass

A.7 Band Edge (Restricted-band band-edge)

Note ¹: The lowest and highest channels are tested to verify the band edge emissions. Please refer to the following the plots for emissions values.

Note ²: The test data all are tested in the vertical and horizontal antenna which the trace is max hold. So these plots have shown the worst case.

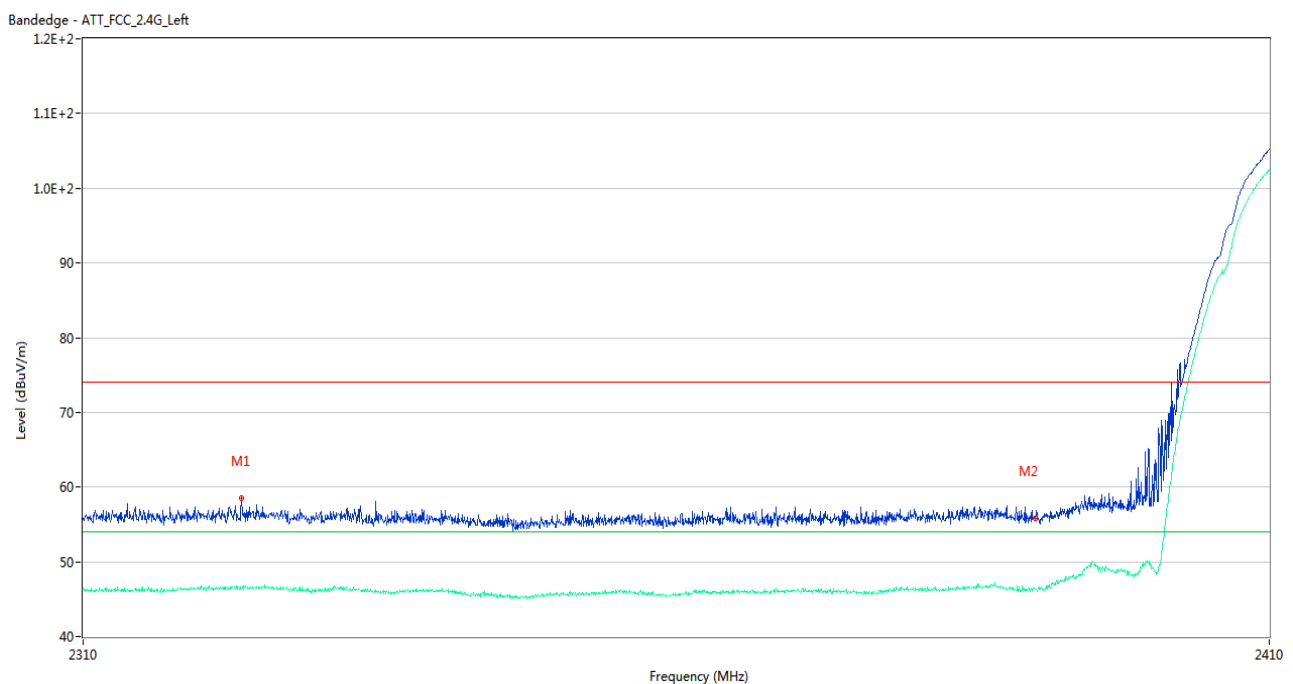
Note ³: According the ANSI C63.10-2013, where limits are specified for both average and peak (or quasi-peak) detector functions, if the peak (or quasi-peak) measured value complies with the average limit, it is unnecessary to perform an average measurement.

Note ⁴: All the configurations were pre tested, only the worst configuration has been reported in this report.

Test Data and Plots

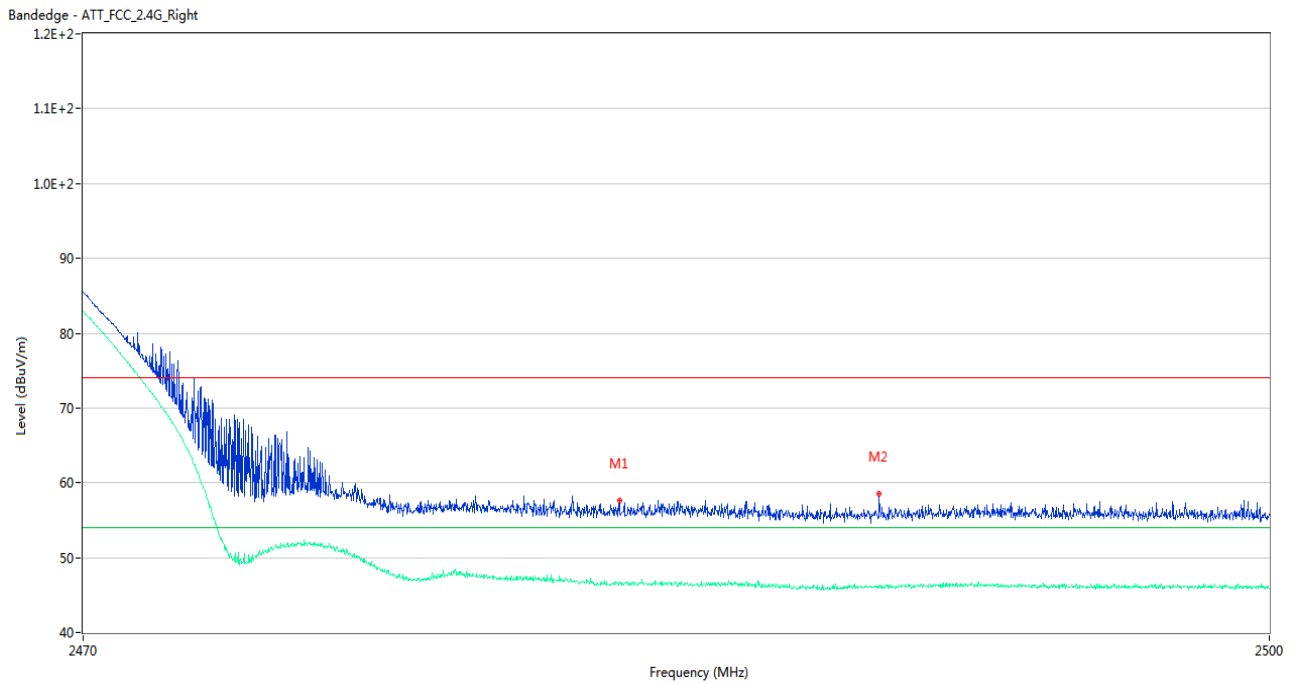
MIMO

802.11b CHANNEL 1



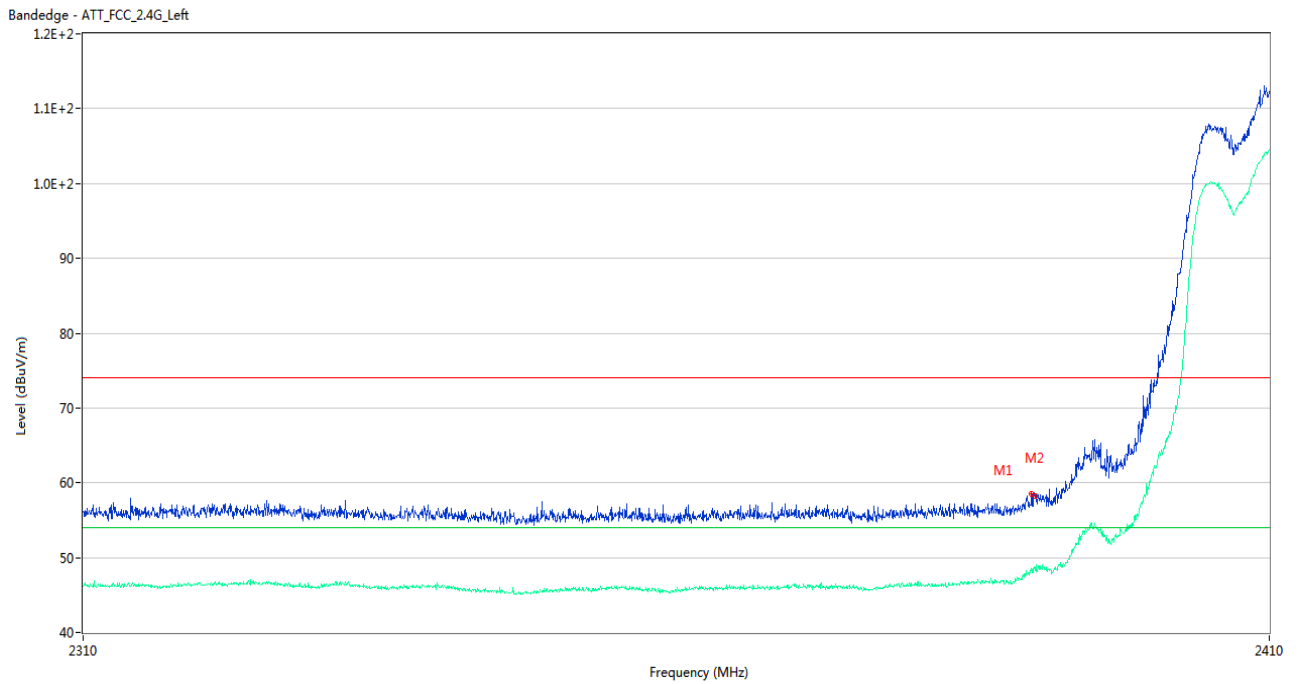
No.	Frequency (MHz)	Results (dBuV/m)	Factor (dB)	Limit (dBuV/m)	Margin (dB)	Detector	Table (Degree)	Height (cm)	Antenna	Verdict
1	2323.100	58.48	1.65	74.0	15.52	Peak	2.00	200	Horizontal	Pass
1**	2323.100	46.59	1.65	54.0	7.41	AV	2.00	200	Horizontal	Pass
2	2389.950	55.78	1.92	74.0	18.22	Peak	230.00	100	Horizontal	Pass
2**	2389.950	46.27	1.92	54.0	7.73	AV	230.00	100	Horizontal	Pass

802.11b CHANNEL 11



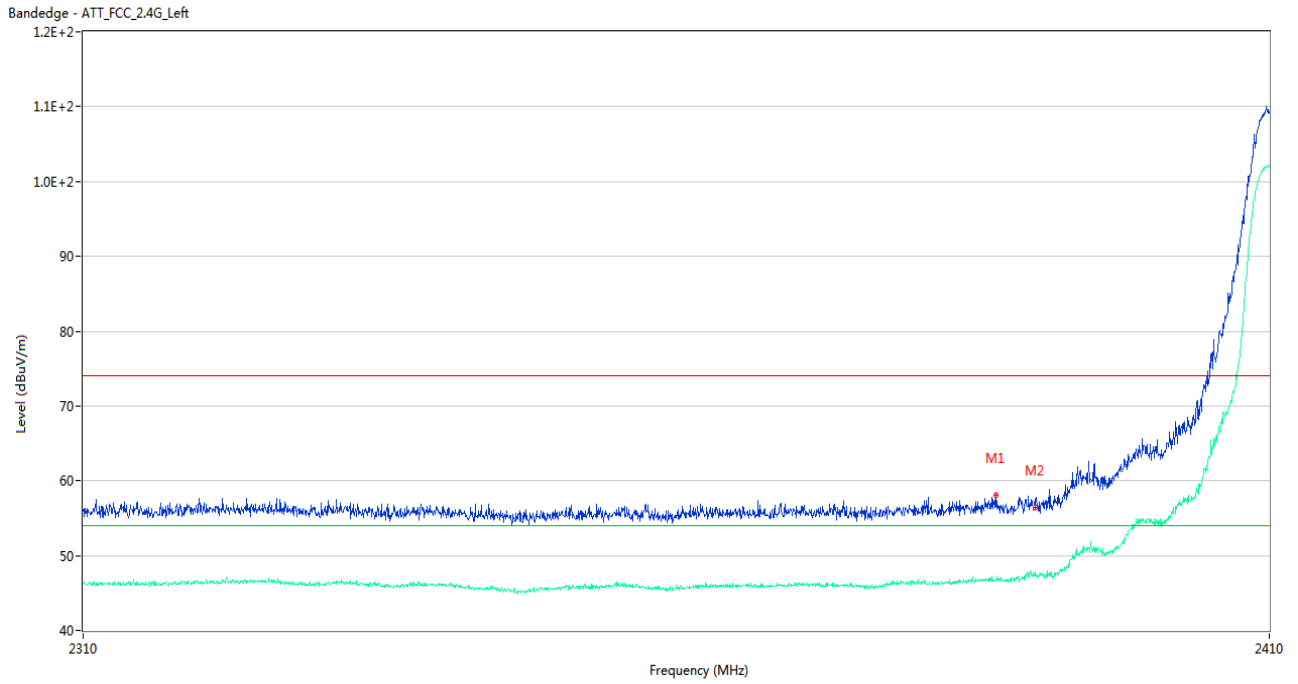
No.	Frequency (MHz)	Results (dBuV/m)	Factor (dB)	Limit (dBuV/m)	Margin (dB)	Detector	Table (Degree)	Height (cm)	Antenna	Verdict
1	2483.515	57.59	2.11	74.0	16.41	Peak	11.00	100	Horizontal	Pass
1**	2483.515	46.78	2.11	54.0	7.22	AV	11.00	100	Horizontal	Pass
2	2490.100	58.48	1.72	74.0	15.52	Peak	350.00	150	Horizontal	Pass
2**	2490.100	46.07	1.72	54.0	7.93	AV	350.00	150	Horizontal	Pass

802.11g CHANNEL 1



No.	Frequency (MHz)	Results (dBuV/m)	Factor (dB)	Limit (dBuV/m)	Margin (dB)	Detector	Table (Degree)	Height (cm)	Antenna	Verdict
1	2389.600	58.57	1.91	74.0	15.43	Peak	258.00	100	Horizontal	Pass
1**	2389.600	48.63	1.91	54.0	5.37	AV	258.00	100	Horizontal	Pass
2	2389.950	58.30	1.92	74.0	15.70	Peak	272.00	150	Horizontal	Pass
2**	2389.950	48.47	1.92	54.0	5.53	AV	272.00	150	Horizontal	Pass

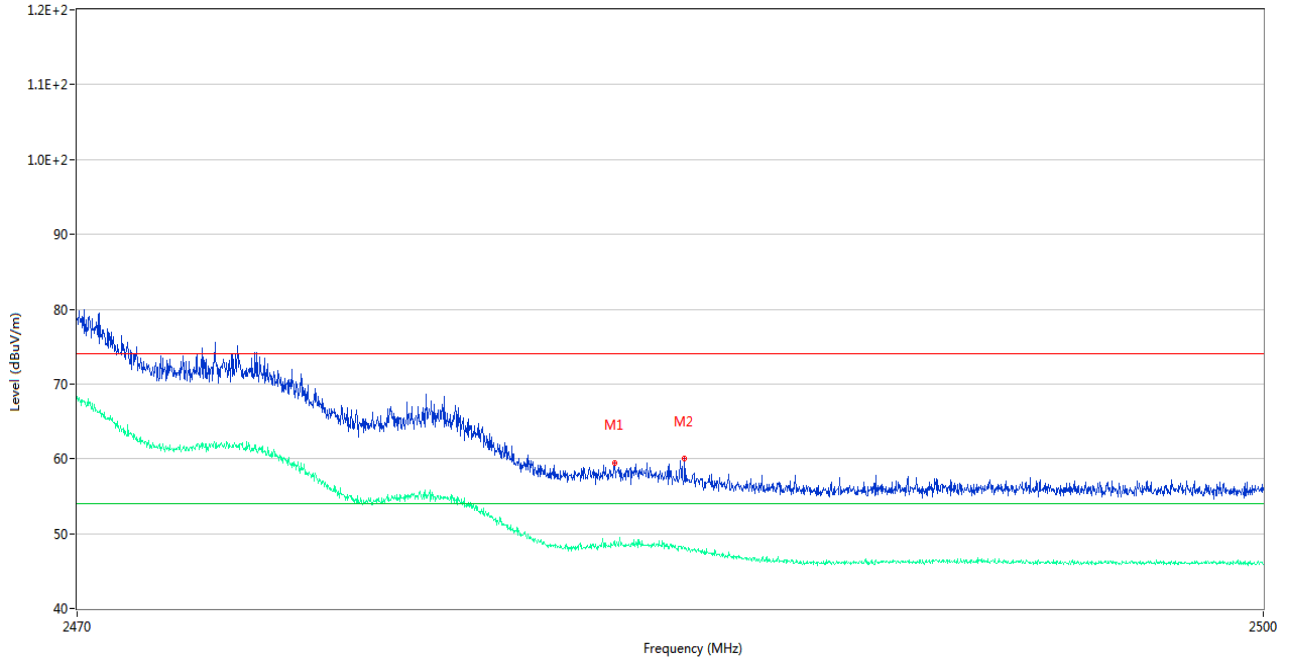
802.11g CHANNEL 2



No.	Frequency (MHz)	Results (dBuV/m)	Factor (dB)	Limit (dBuV/m)	Margin (dB)	Detector	Table (Degree)	Height (cm)	Antenna	Verdict
1	2386.600	58.09	2.41	74.0	15.91	Peak	111.00	150	Horizontal	Pass
1**	2386.600	46.81	2.41	54.0	7.19	AV	111.00	150	Horizontal	Pass
2	2389.950	56.39	1.92	74.0	17.61	Peak	263.00	200	Horizontal	Pass
2**	2389.950	47.52	1.92	54.0	6.48	AV	263.00	200	Horizontal	Pass

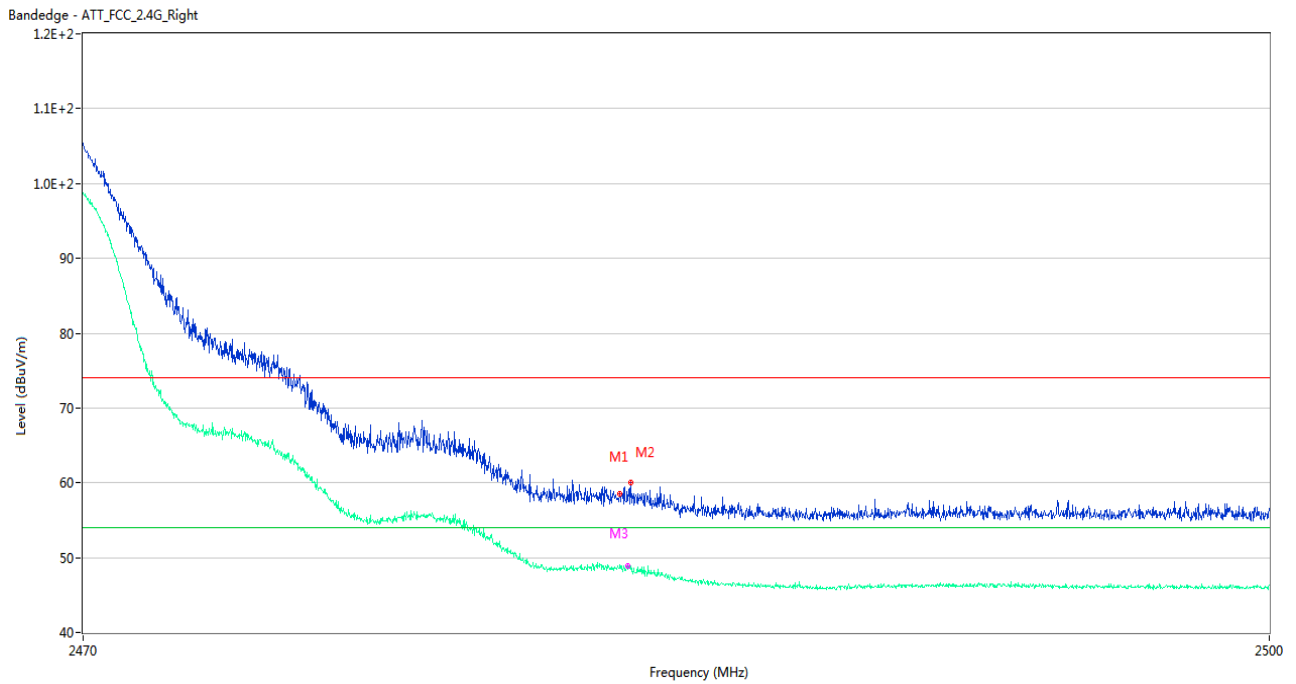
802.11g CHANNEL 10

Bandedge - ATT_FCC_2.4G_Right



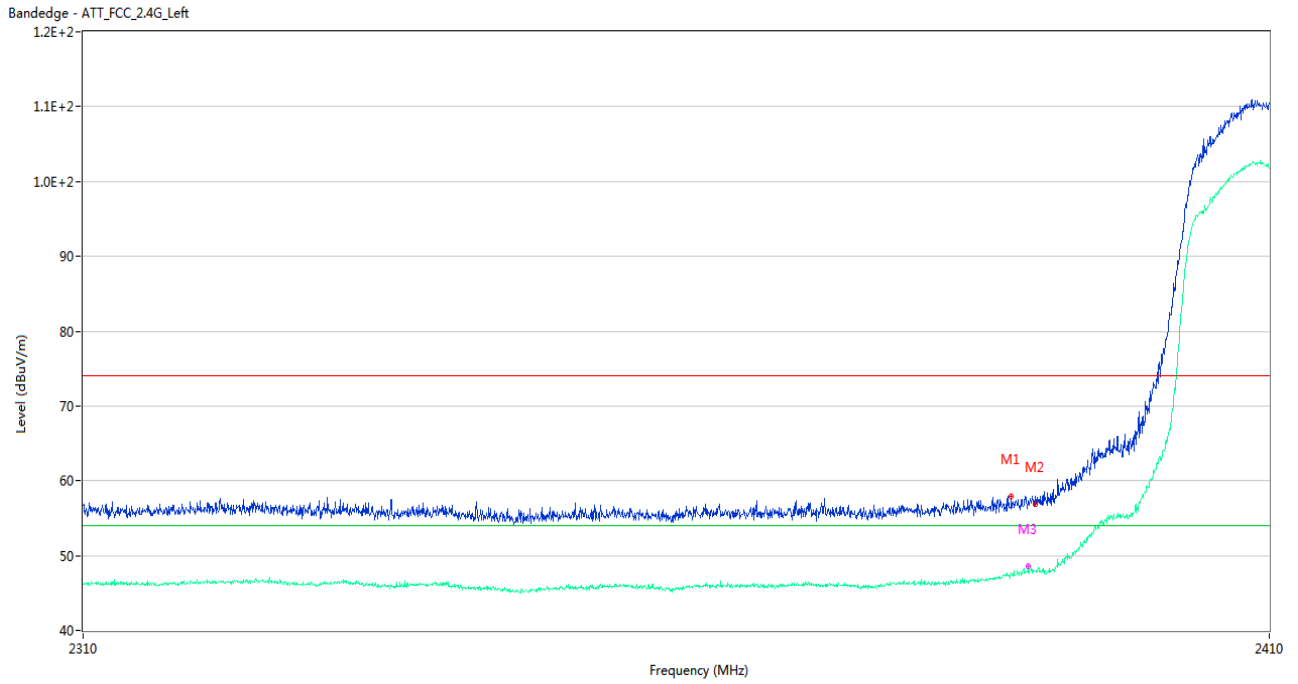
No.	Frequency (MHz)	Results (dBuV/m)	Factor (dB)	Limit (dBuV/m)	Margin (dB)	Detector	Table (Degree)	Height (cm)	Antenna	Verdict
1	2483.560	59.50	2.11	74.0	14.50	Peak	262.00	100	Horizontal	Pass
1**	2483.560	48.39	2.11	54.0	5.61	AV	262.00	100	Horizontal	Pass
2	2485.315	60.06	2.02	74.0	13.94	Peak	271.00	100	Horizontal	Pass
2**	2485.315	48.06	2.02	54.0	5.94	AV	271.00	100	Horizontal	Pass

802.11g CHANNEL 11



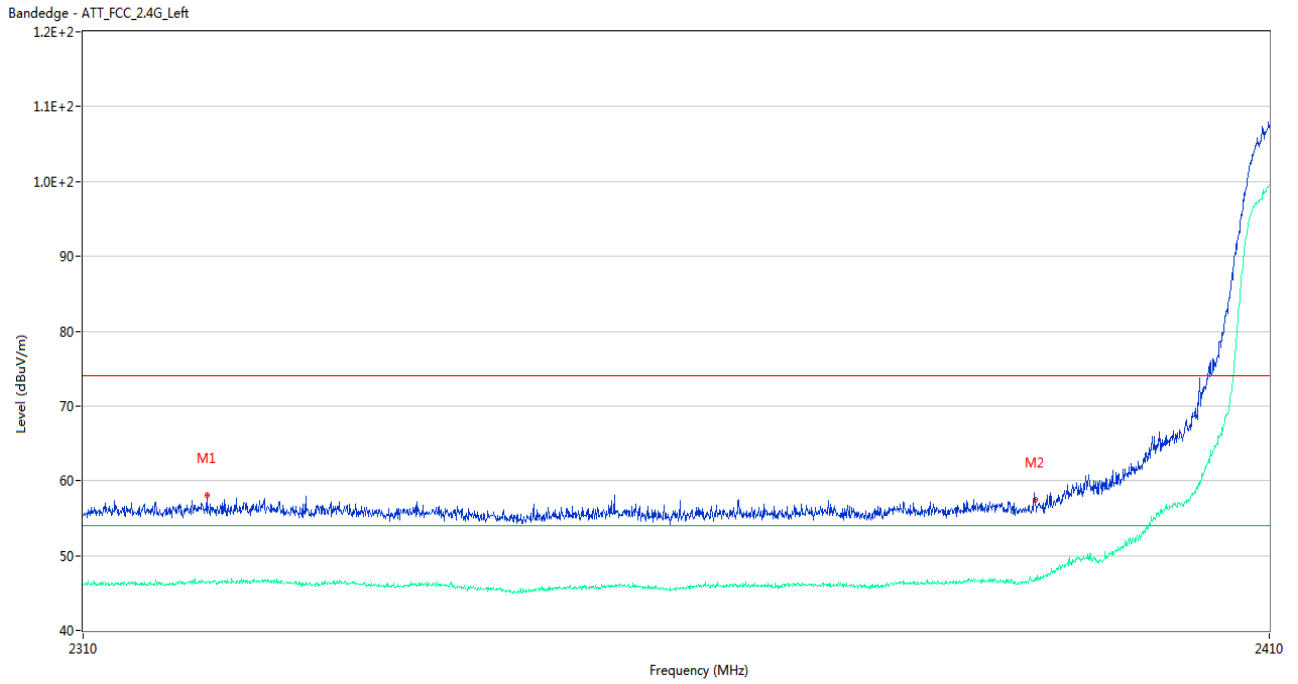
No.	Frequency (MHz)	Results (dBuV/m)	Factor (dB)	Limit (dBuV/m)	Margin (dB)	Detector	Table (Degree)	Height (cm)	Antenna	Verdict
1	2483.515	58.58	2.11	74.0	15.42	Peak	272.00	150	Horizontal	Pass
1**	2483.515	48.63	2.11	54.0	5.37	AV	272.00	150	Horizontal	Pass
2	2483.815	60.01	2.12	74.0	13.99	Peak	296.00	150	Horizontal	Pass
2**	2483.815	48.37	2.12	54.0	5.63	AV	296.00	150	Horizontal	Pass
3	2483.740	57.72	2.12	74.0	16.28	Peak	269.00	150	Horizontal	Pass
3**	2483.740	48.91	2.12	54.0	5.09	AV	269.00	150	Horizontal	Pass

802.11n20 CHANNEL 1



No.	Frequency (MHz)	Results (dBuV/m)	Factor (dB)	Limit (dBuV/m)	Margin (dB)	Detector	Table (Degree)	Height (cm)	Antenna	Verdict
1	2387.900	57.96	2.09	74.0	16.04	Peak	295.00	100	Horizontal	Pass
1**	2387.900	47.50	2.09	54.0	6.50	AV	295.00	100	Horizontal	Pass
2	2389.950	56.81	1.92	74.0	17.19	Peak	262.00	100	Horizontal	Pass
2**	2389.950	47.85	1.92	54.0	6.15	AV	262.00	100	Horizontal	Pass
3	2389.350	57.30	1.91	74.0	16.70	Peak	255.00	150	Horizontal	Pass
3**	2389.350	48.66	1.91	54.0	5.34	AV	255.00	150	Horizontal	Pass

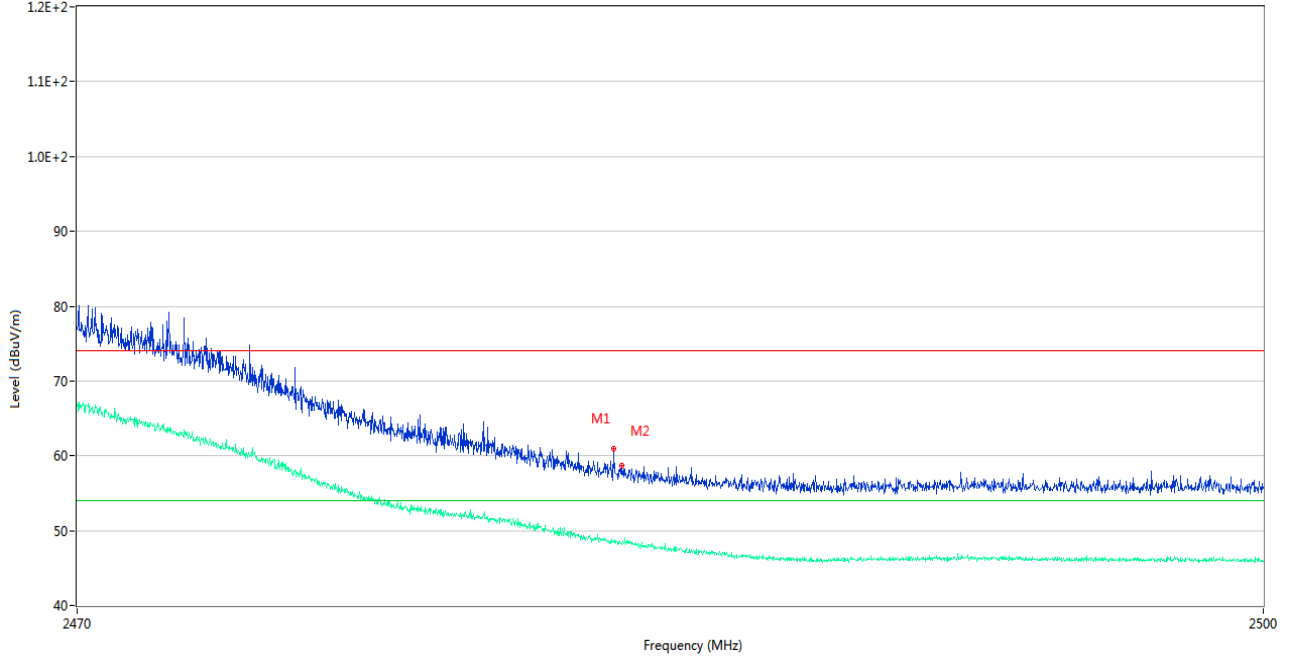
802.11n20 CHANNEL 2



No.	Frequency (MHz)	Results (dBuV/m)	Factor (dB)	Limit (dBuV/m)	Margin (dB)	Detector	Table (Degree)	Height (cm)	Antenna	Verdict
1	2320.250	58.08	1.60	74.0	15.92	Peak	280.00	150	Horizontal	Pass
1**	2320.250	46.54	1.60	54.0	7.46	AV	280.00	150	Horizontal	Pass
2	2389.950	57.44	1.92	74.0	16.56	Peak	271.00	150	Horizontal	Pass
2**	2389.950	46.70	1.92	54.0	7.30	AV	271.00	150	Horizontal	Pass

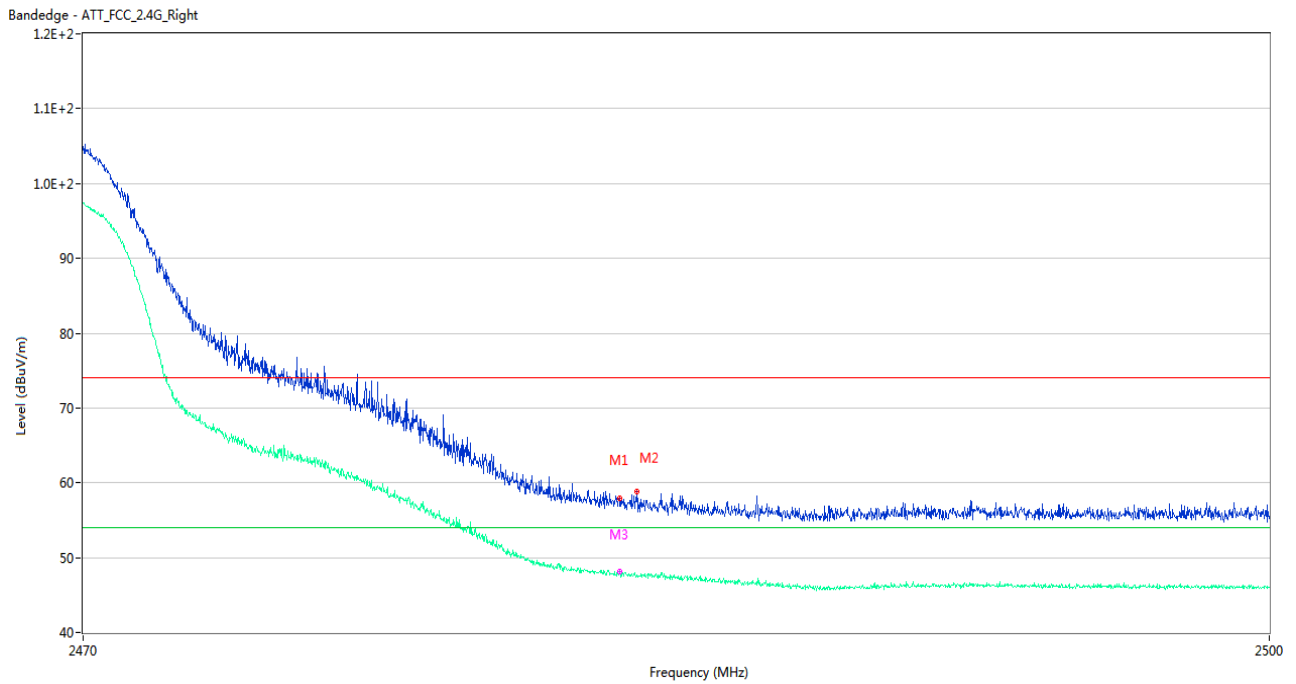
802.11n20 CHANNEL 10

Bandedge - ATT_FCC_2.4G_Right



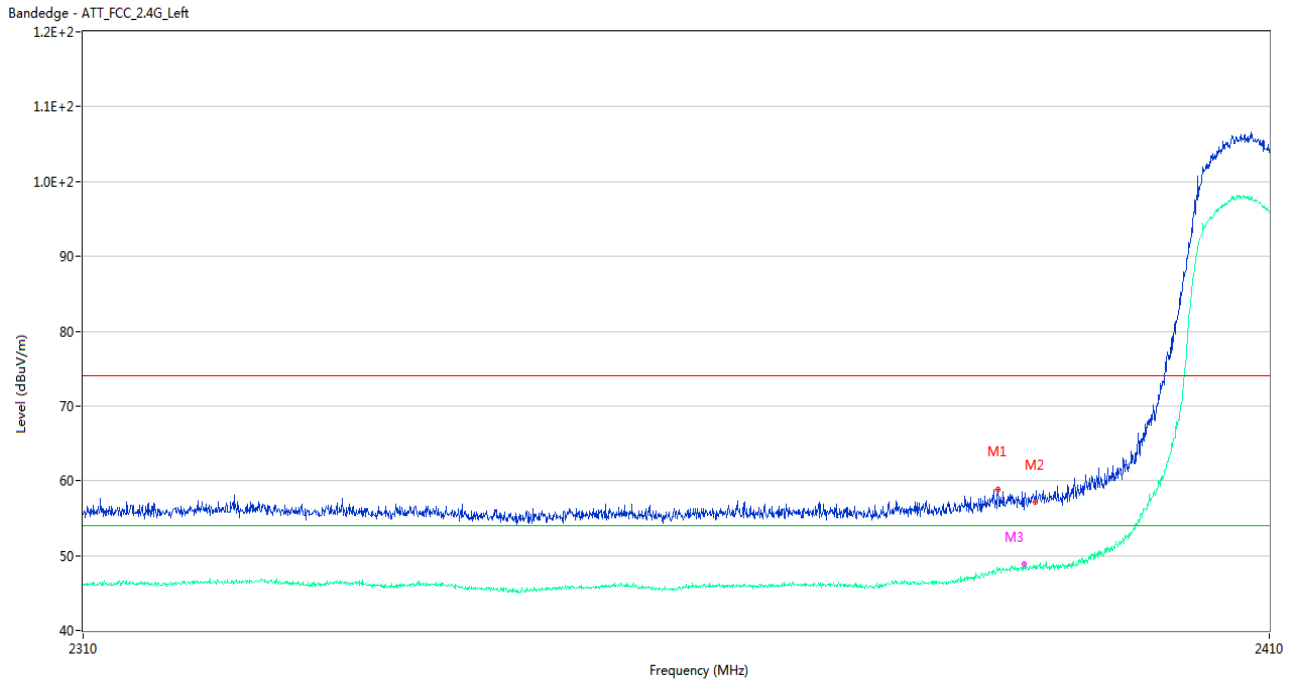
No.	Frequency (MHz)	Results (dBuV/m)	Factor (dB)	Limit (dBuV/m)	Margin (dB)	Detector	Table (Degree)	Height (cm)	Antenna	Verdict
1	2483.515	60.87	2.11	74.0	13.13	Peak	272.00	150	Horizontal	Pass
1**	2483.515	48.41	2.11	54.0	5.59	AV	272.00	150	Horizontal	Pass
2	2483.740	58.69	2.12	74.0	15.31	Peak	309.00	200	Horizontal	Pass
2**	2483.740	48.17	2.12	54.0	5.83	AV	309.00	200	Horizontal	Pass

802.11n20 CHANNEL 11



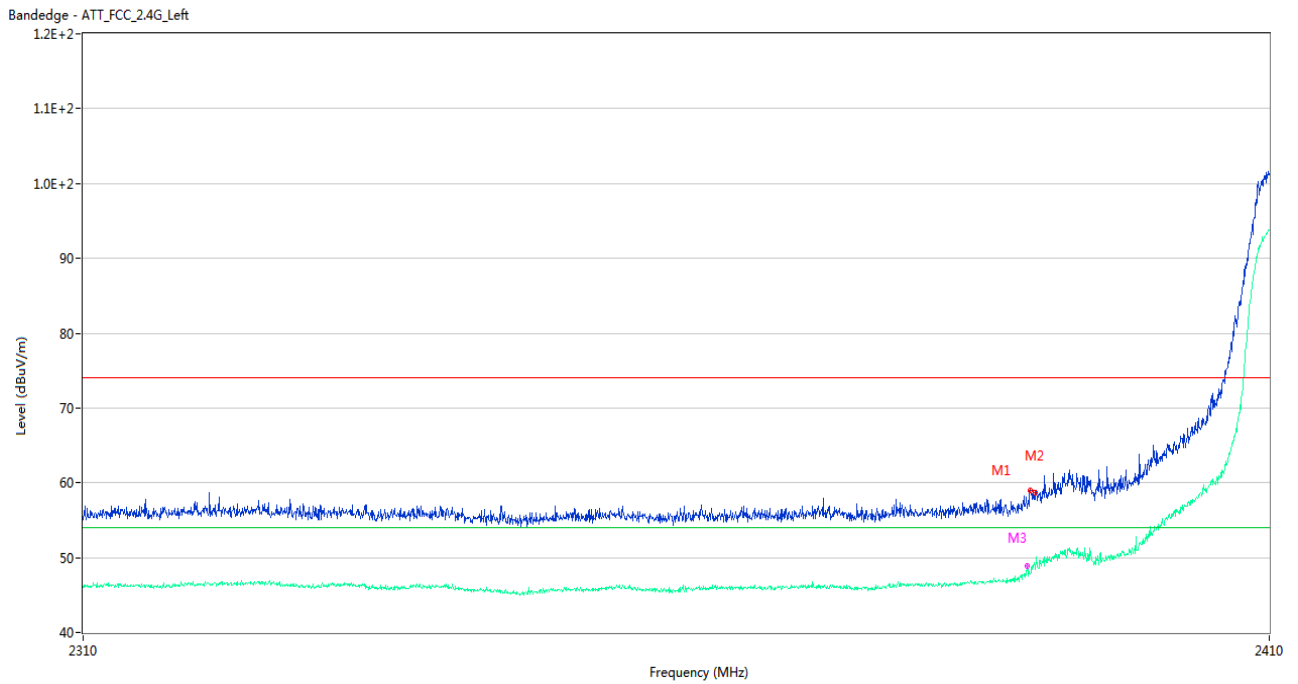
No.	Frequency (MHz)	Results (dBuV/m)	Factor (dB)	Limit (dBuV/m)	Margin (dB)	Detector	Table (Degree)	Height (cm)	Antenna	Verdict
1	2483.515	57.99	2.11	74.0	16.01	Peak	322.00	100	Horizontal	Pass
1**	2483.515	47.87	2.11	54.0	6.13	AV	322.00	100	Horizontal	Pass
2	2483.965	58.86	2.12	74.0	15.14	Peak	25.00	200	Horizontal	Pass
2**	2483.965	47.51	2.12	54.0	6.49	AV	25.00	200	Horizontal	Pass
3	2483.530	56.91	2.11	74.0	17.09	Peak	271.00	150	Horizontal	Pass
3**	2483.530	48.17	2.11	54.0	5.83	AV	271.00	150	Horizontal	Pass

802.11n40 CHANNEL 3



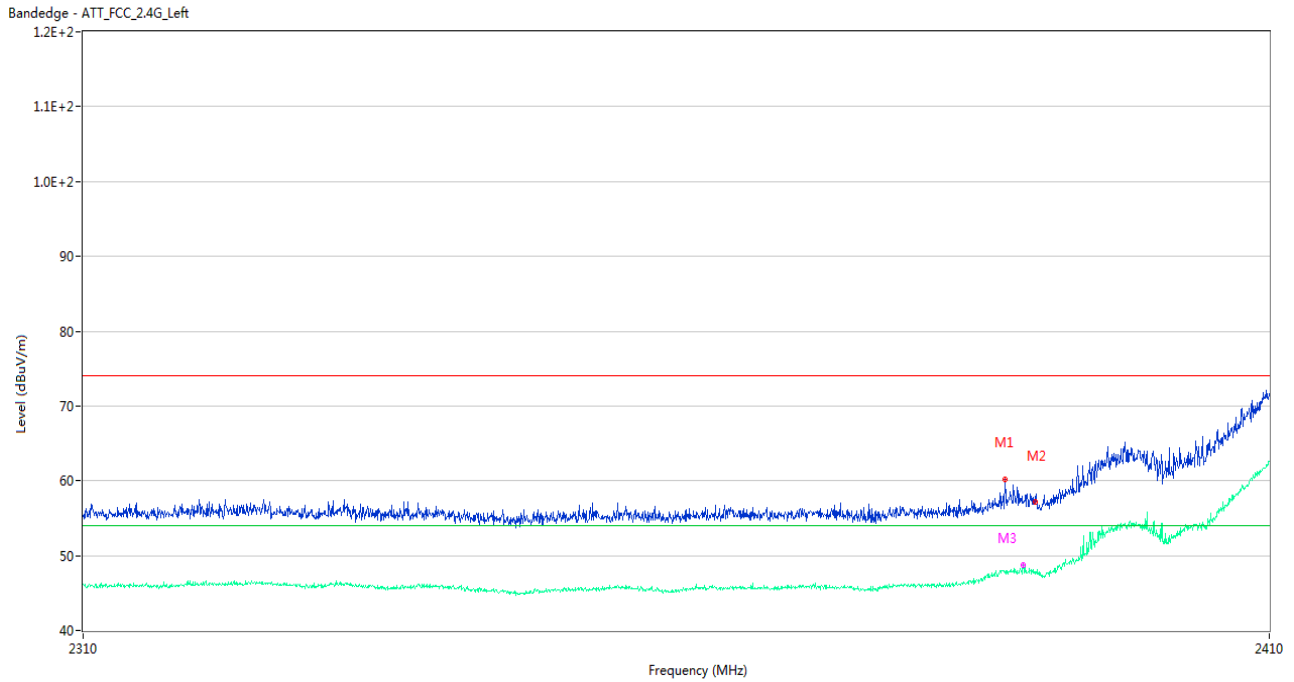
No.	Frequency (MHz)	Results (dBuV/m)	Factor (dB)	Limit (dBuV/m)	Margin (dB)	Detector	Table (Degree)	Height (cm)	Antenna	Verdict
1	2386.750	58.89	2.37	74.0	15.11	Peak	267.00	100	Horizontal	Pass
1**	2386.750	47.99	2.37	54.0	6.01	AV	267.00	100	Horizontal	Pass
2	2389.950	57.21	1.92	74.0	16.79	Peak	307.00	200	Horizontal	Pass
2**	2389.950	48.66	1.92	54.0	5.34	AV	307.00	200	Horizontal	Pass
3	2388.950	56.11	1.90	74.0	17.89	Peak	273.00	150	Horizontal	Pass
3**	2388.950	48.84	1.90	54.0	5.16	AV	273.00	150	Horizontal	Pass

802.11n40 CHANNEL 4



No.	Frequency (MHz)	Results (dBuV/m)	Factor (dB)	Limit (dBuV/m)	Margin (dB)	Detector	Table (Degree)	Height (cm)	Antenna	Verdict
1	2389.500	58.98	1.91	74.0	15.02	Peak	293.00	200	Horizontal	Pass
1**	2389.500	47.91	1.91	54.0	6.09	AV	293.00	200	Horizontal	Pass
2	2389.950	58.69	1.92	74.0	15.31	Peak	270.00	100	Horizontal	Pass
2**	2389.950	48.37	1.92	54.0	5.63	AV	270.00	100	Horizontal	Pass
3	2389.250	56.64	1.91	74.0	17.36	Peak	268.00	150	Horizontal	Pass
3**	2389.250	48.86	1.91	54.0	5.14	AV	268.00	150	Horizontal	Pass

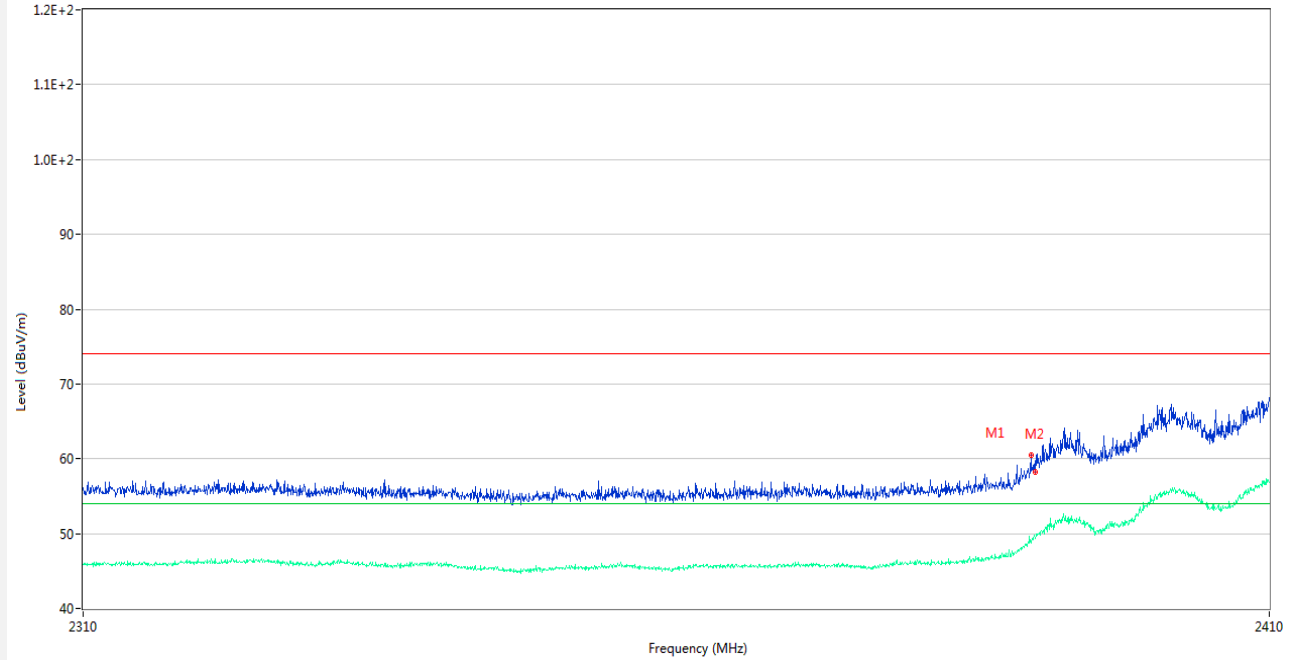
802.11n40 CHANNEL 5



No.	Frequency (MHz)	Results (dBuV/m)	Factor (dB)	Limit (dBuV/m)	Margin (dB)	Detector	Table (Degree)	Height (cm)	Antenna	Verdict
1	2387.350	60.17	2.23	74.0	13.83	Peak	270.00	150	Horizontal	Pass
1**	2387.350	47.71	2.23	54.0	6.29	AV	270.00	150	Horizontal	Pass
2	2389.950	57.13	1.92	74.0	16.87	Peak	267.00	100	Horizontal	Pass
2**	2389.950	47.85	1.92	54.0	6.15	AV	267.00	100	Horizontal	Pass
3	2388.900	57.09	1.90	74.0	16.91	Peak	292.00	150	Horizontal	Pass
3**	2388.900	48.66	1.90	54.0	5.34	AV	292.00	150	Horizontal	Pass

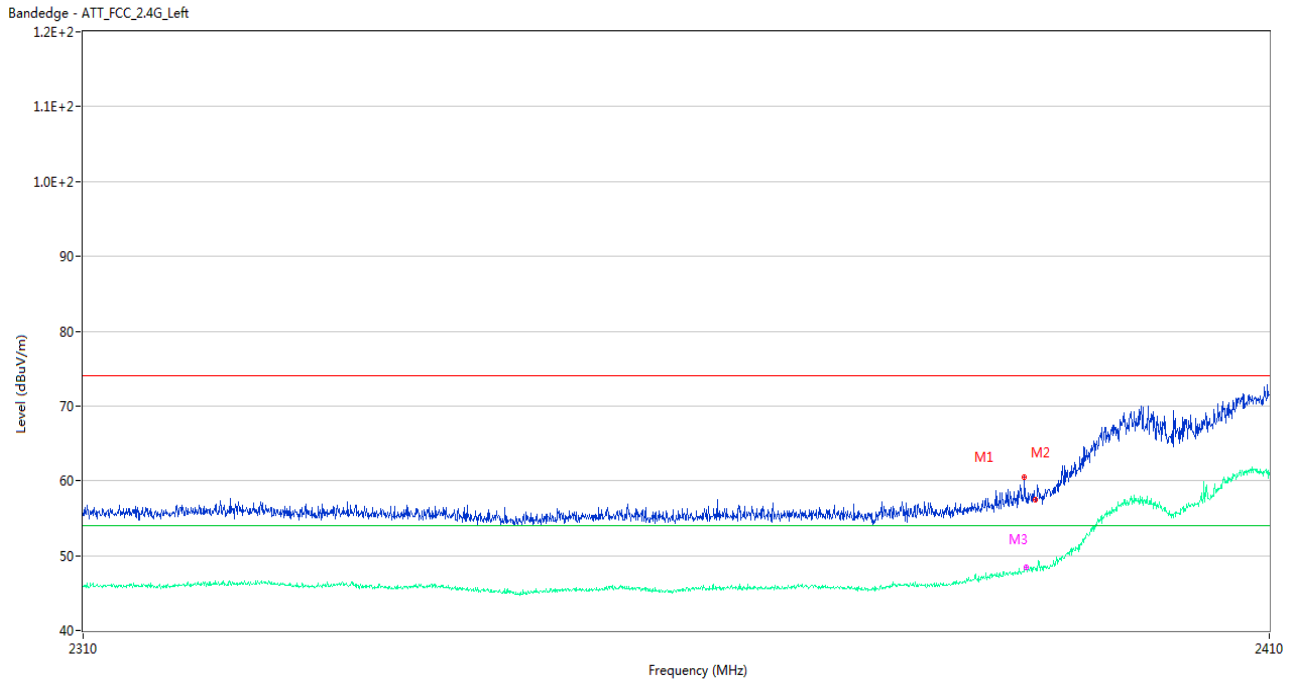
802.11n40 CHANNEL 6

Bandedge - ATT_FCC_2.4G_Left



No.	Frequency (MHz)	Results (dBuV/m)	Factor (dB)	Limit (dBuV/m)	Margin (dB)	Detector	Table (Degree)	Height (cm)	Antenna	Verdict
1	2389.550	60.43	1.91	74.0	13.57	Peak	267.00	150	Horizontal	Pass
1**	2389.550	48.71	1.91	54.0	5.29	AV	267.00	150	Horizontal	Pass
2	2389.950	58.29	1.92	74.0	15.71	Peak	270.00	100	Horizontal	Pass
2**	2389.950	48.97	1.92	54.0	5.03	AV	270.00	100	Horizontal	Pass

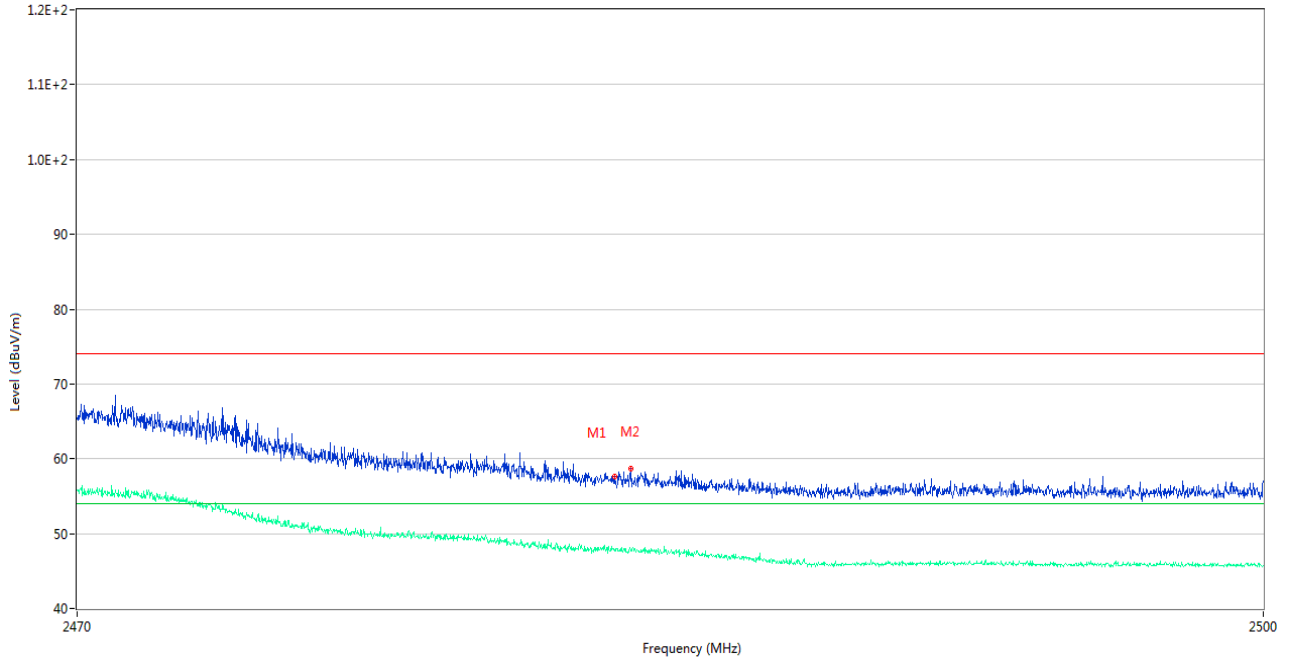
802.11n40 CHANNEL 7



No.	Frequency (MHz)	Results (dBuV/m)	Factor (dB)	Limit (dBuV/m)	Margin (dB)	Detector	Table (Degree)	Height (cm)	Antenna	Verdict
1	2389.000	60.55	1.90	74.0	13.45	Peak	267.00	150	Horizontal	Pass
1**	2389.000	48.19	1.90	54.0	5.81	AV	267.00	150	Horizontal	Pass
2	2389.950	57.41	1.92	74.0	16.59	Peak	254.00	100	Horizontal	Pass
2**	2389.950	48.17	1.92	54.0	5.83	AV	254.00	100	Horizontal	Pass
3	2389.200	57.56	1.91	74.0	16.44	Peak	306.00	150	Horizontal	Pass
3**	2389.200	48.49	1.91	54.0	5.51	AV	306.00	150	Horizontal	Pass

802.11n40 CHANNEL 6

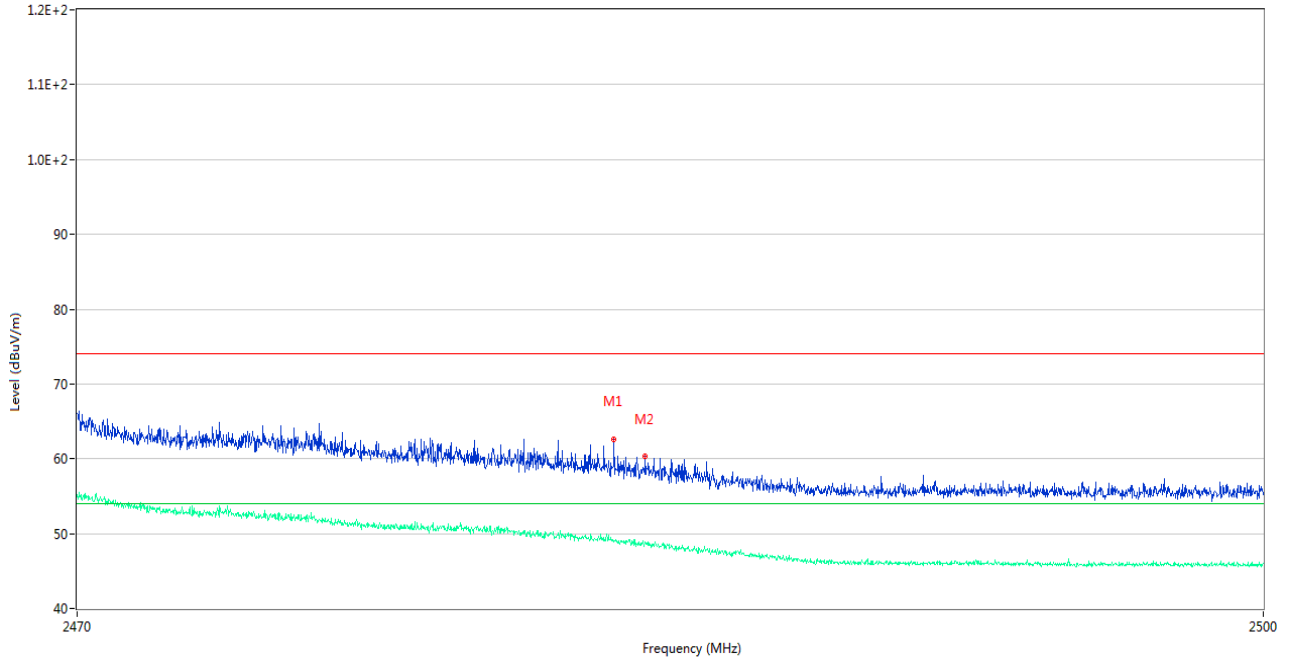
Bandedge - ATT_FCC_2.4G_Right



No.	Frequency (MHz)	Results (dBuV/m)	Factor (dB)	Limit (dBuV/m)	Margin (dB)	Detector	Table (Degree)	Height (cm)	Antenna	Verdict
1	2483.545	57.64	2.11	74.0	16.36	Peak	282.00	200	Horizontal	Pass
1**	2483.545	47.75	2.11	54.0	6.25	AV	282.00	200	Horizontal	Pass
2	2483.965	58.67	2.12	74.0	15.33	Peak	297.00	150	Horizontal	Pass
2**	2483.965	47.70	2.12	54.0	6.30	AV	297.00	150	Horizontal	Pass

802.11n40 CHANNEL 7

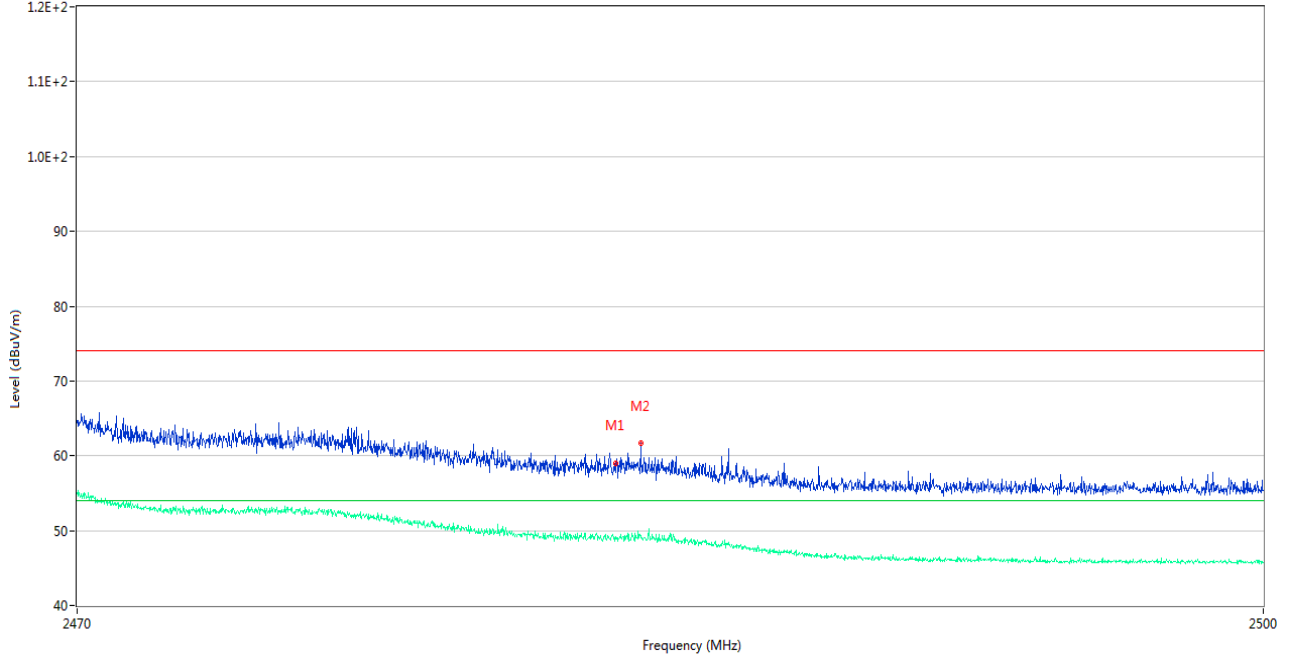
Bandedge - ATT_FCC_2.4G_Right



No.	Frequency (MHz)	Results (dBuV/m)	Factor (dB)	Limit (dBuV/m)	Margin (dB)	Detector	Table (Degree)	Height (cm)	Antenna	Verdict
1	2483.530	62.65	2.11	74.0	11.35	Peak	262.00	200	Horizontal	Pass
1**	2483.530	48.98	2.11	54.0	5.02	AV	262.00	200	Horizontal	Pass
2	2484.325	60.28	2.14	74.0	13.72	Peak	262.00	200	Horizontal	Pass
2**	2484.325	48.88	2.14	54.0	5.12	AV	262.00	200	Horizontal	Pass

802.11n40 CHANNEL 8

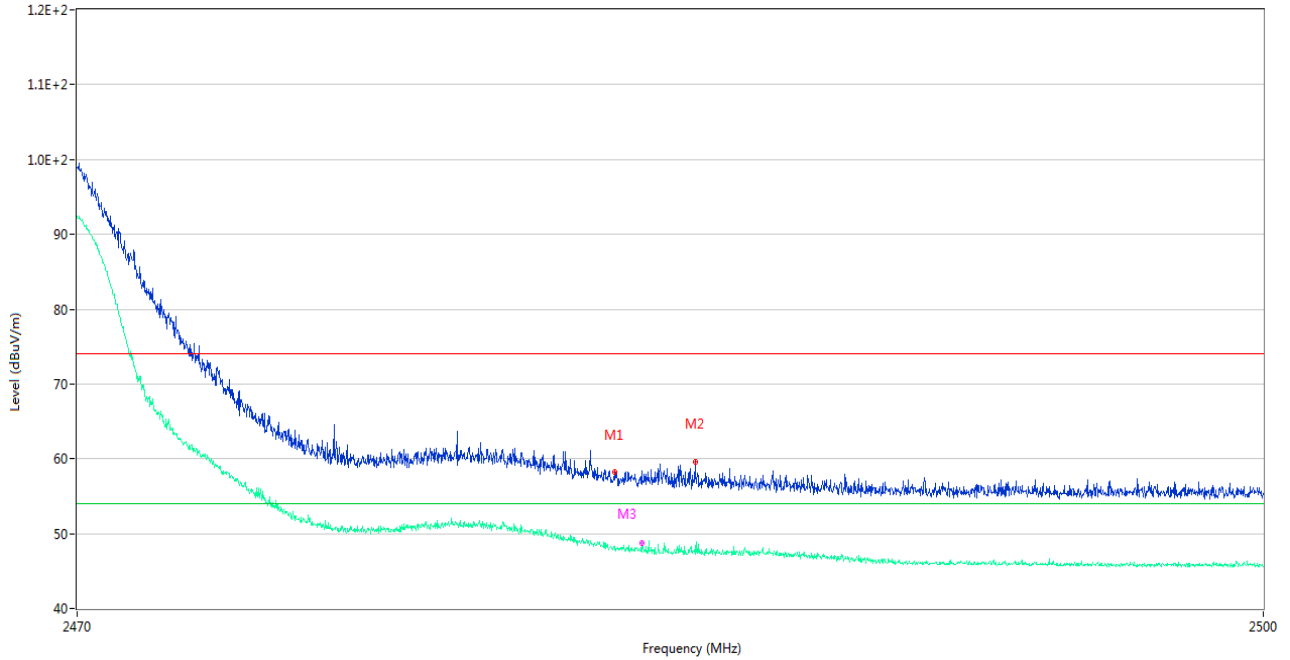
Bandedge - ATT_FCC_2.4G_Right



No.	Frequency (MHz)	Results (dBuV/m)	Factor (dB)	Limit (dBuV/m)	Margin (dB)	Detector	Table (Degree)	Height (cm)	Antenna	Verdict
1	2483.575	59.06	2.11	74.0	14.94	Peak	302.00	100	Horizontal	Pass
1**	2483.575	49.08	2.11	54.0	5.02	AV	302.00	100	Horizontal	Pass
2	2484.205	61.64	2.13	74.0	12.36	Peak	248.00	200	Horizontal	Pass
2**	2484.205	48.96	2.13	54.0	5.04	AV	248.00	200	Horizontal	Pass

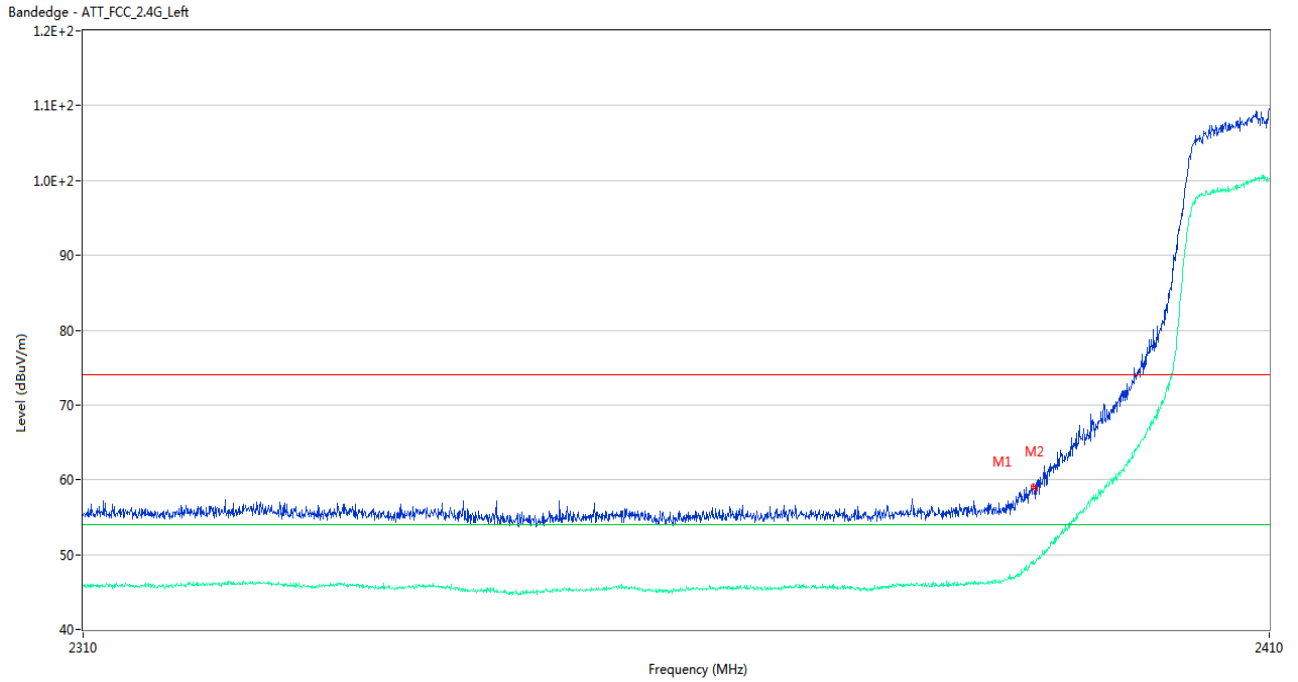
802.11n40 CHANNEL 9

Bandedge - ATT_FCC_2.4G_Right



No.	Frequency (MHz)	Results (dBuV/m)	Factor (dB)	Limit (dBuV/m)	Margin (dB)	Detector	Table (Degree)	Height (cm)	Antenna	Verdict
1	2483.545	58.17	2.11	74.0	15.83	Peak	51.00	100	Horizontal	Pass
1**	2483.545	48.23	2.11	54.0	5.77	AV	51.00	100	Horizontal	Pass
2	2485.585	59.64	1.99	74.0	14.36	Peak	254.00	150	Horizontal	Pass
2**	2485.585	47.29	1.99	54.0	6.71	AV	254.00	150	Horizontal	Pass
3	2484.250	56.60	2.14	74.0	17.40	Peak	261.00	150	Horizontal	Pass
3**	2484.250	48.71	2.14	54.0	5.29	AV	261.00	150	Horizontal	Pass

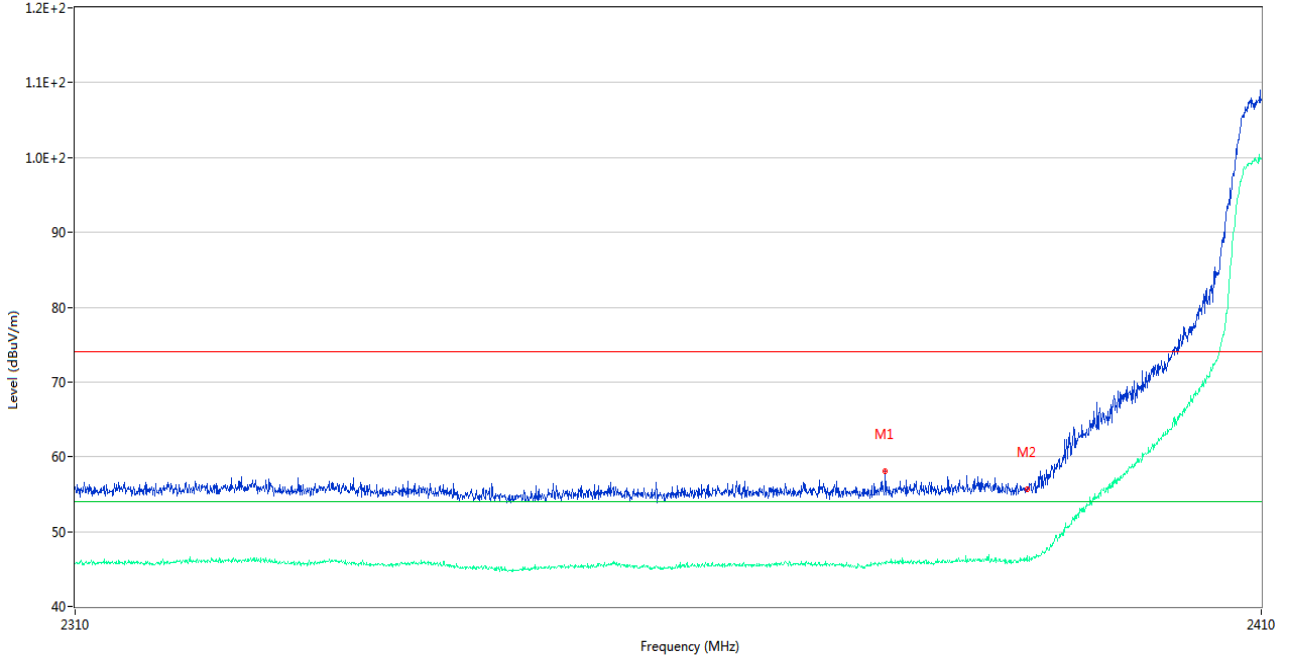
VHT20 CHANNEL 1



No.	Frequency (MHz)	Results (dBuV/m)	Factor (dB)	Limit (dBuV/m)	Margin (dB)	Detector	Table (Degree)	Height (cm)	Antenna	Verdict
1	2389.750	59.07	1.92	74.0	14.93	Peak	126.00	200	Horizontal	Pass
1**	2389.750	48.97	1.92	54.0	5.03	AV	126.00	200	Horizontal	Pass
2	2389.950	58.83	1.92	74.0	15.17	Peak	119.00	100	Horizontal	Pass
2**	2389.950	48.84	1.92	54.0	5.16	AV	119.00	100	Horizontal	Pass

VHT20 CHANNEL 2

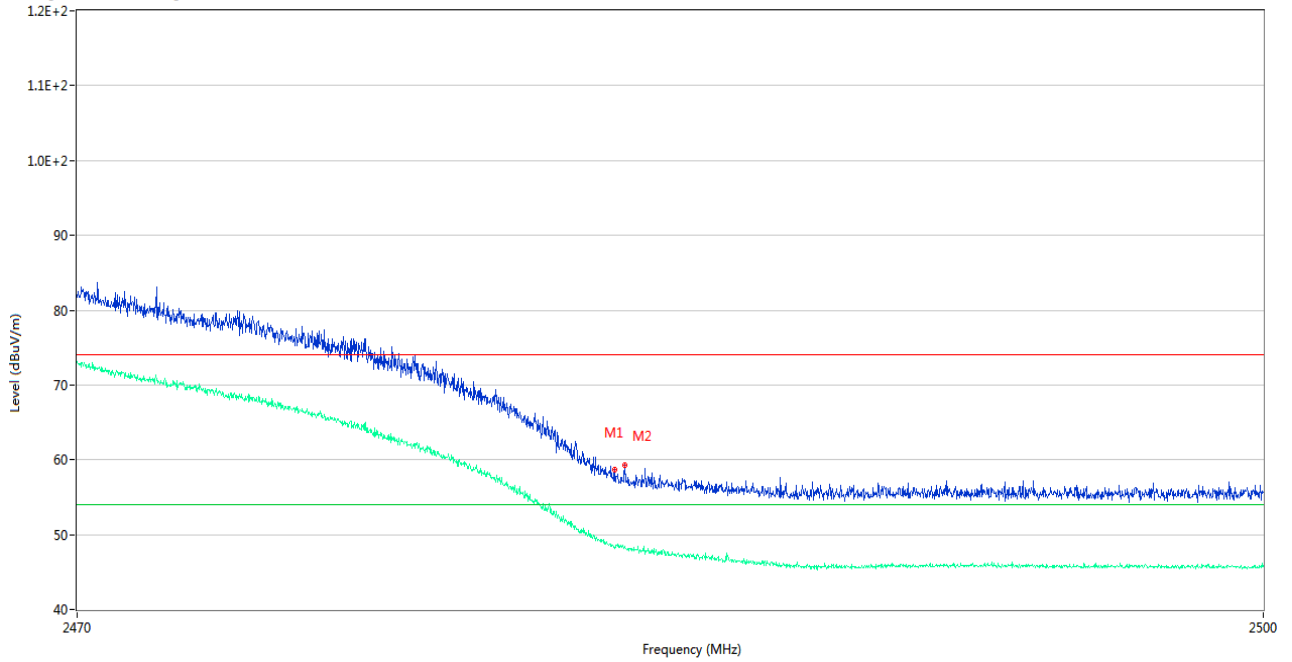
Bandedge - ATT_FCC_2.4G_Left



No.	Frequency (MHz)	Results (dBuV/m)	Factor (dB)	Limit (dBuV/m)	Margin (dB)	Detector	Table (Degree)	Height (cm)	Antenna	Verdict
1	2377.850	58.06	2.19	74.0	15.94	Peak	360.00	100	Horizontal	Pass
1**	2377.850	45.68	2.19	54.0	8.32	AV	360.00	100	Horizontal	Pass
2	2389.950	55.64	1.92	74.0	18.36	Peak	176.00	100	Horizontal	Pass
2**	2389.950	45.98	1.92	54.0	8.02	AV	176.00	100	Horizontal	Pass

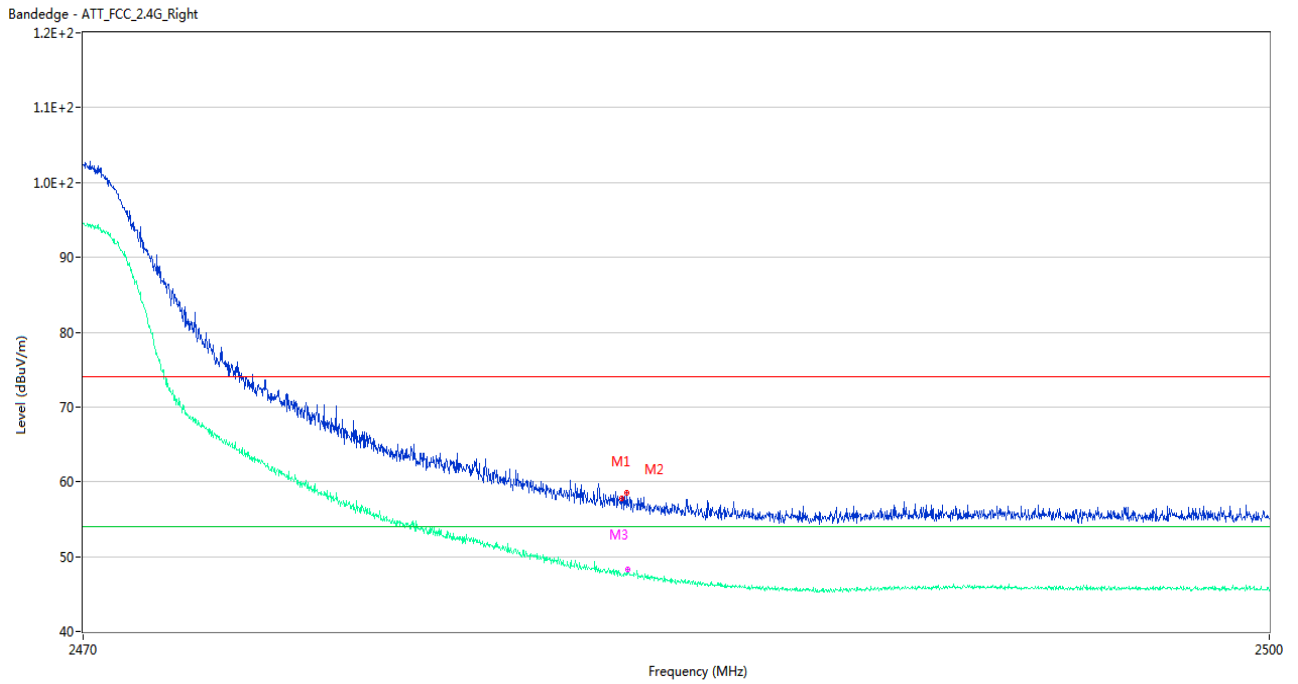
VHT20 CHANNEL 10

Bandedge - ATT_FCC_2.4G_Right



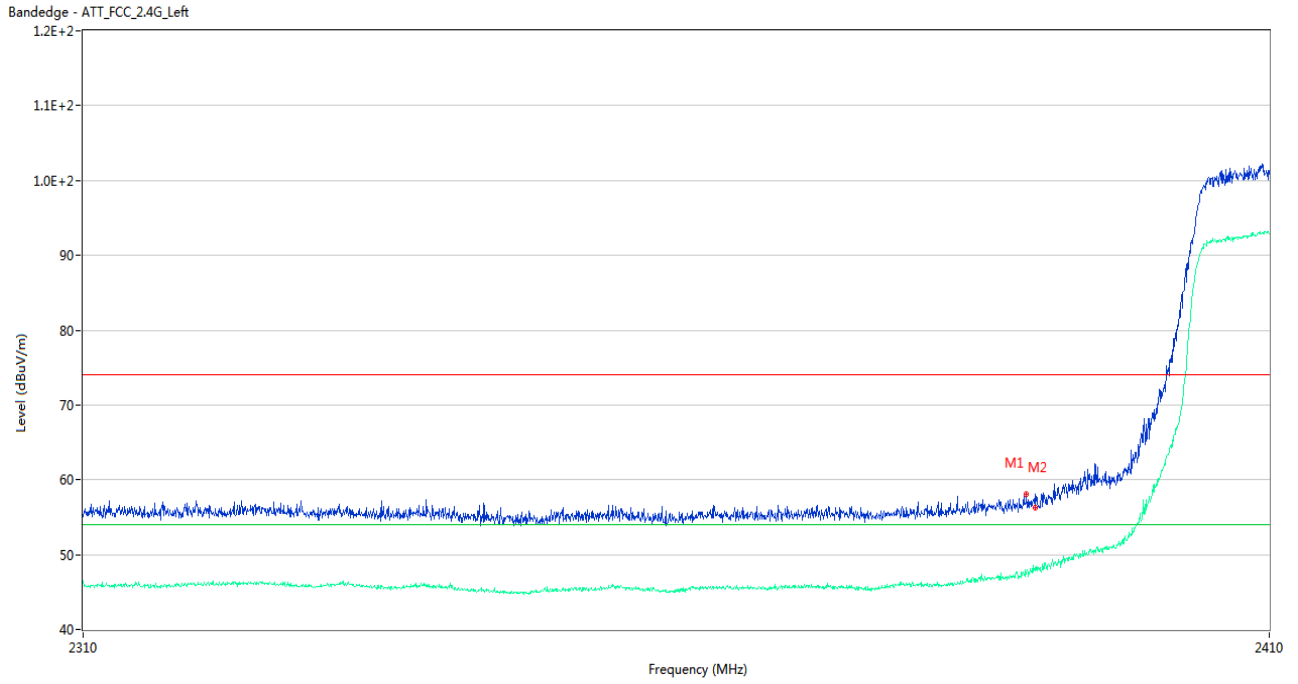
No.	Frequency (MHz)	Results (dBuV/m)	Factor (dB)	Limit (dBuV/m)	Margin (dB)	Detector	Table (Degree)	Height (cm)	Antenna	Verdict
1	2483.545	58.68	2.11	74.0	15.32	Peak	85.00	100	Horizontal	Pass
1**	2483.545	48.25	2.11	54.0	5.75	AV	85.00	100	Horizontal	Pass
2	2483.815	59.28	2.12	74.0	14.72	Peak	82.00	100	Horizontal	Pass
2**	2483.815	48.22	2.12	54.0	5.78	AV	82.00	100	Horizontal	Pass

VHT20 CHANNEL 11



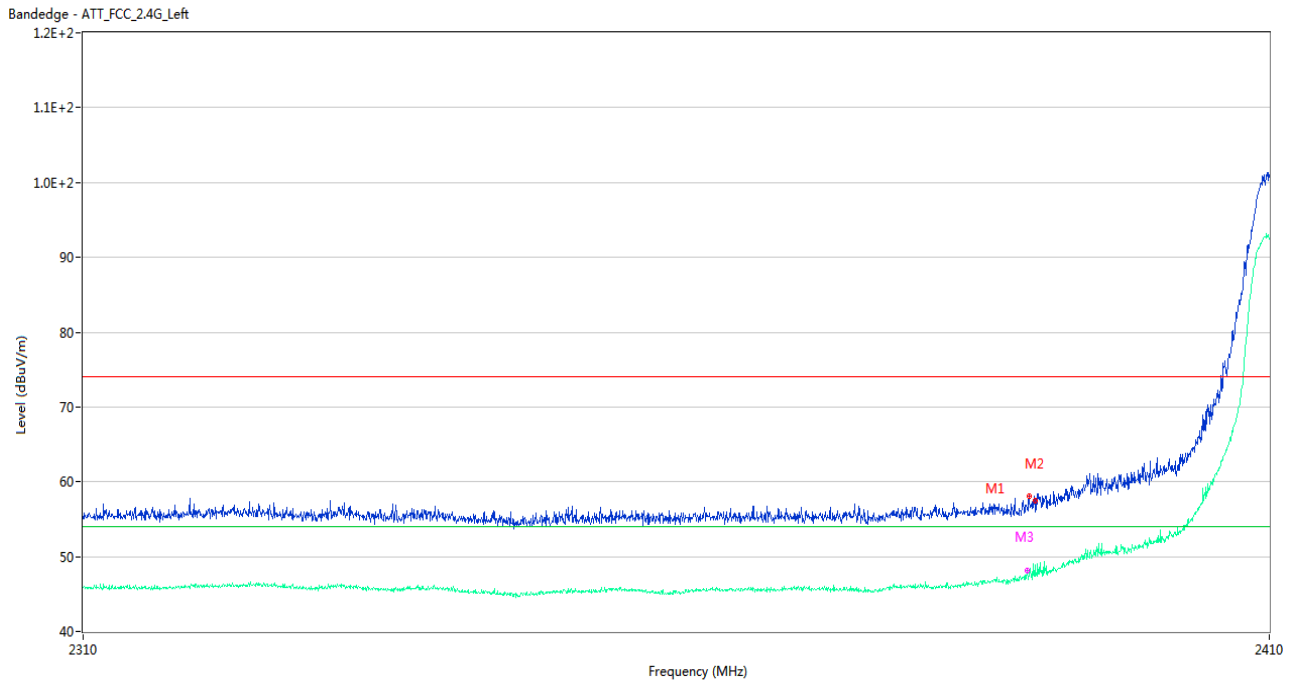
No.	Frequency (MHz)	Results (dBuV/m)	Factor (dB)	Limit (dBuV/m)	Margin (dB)	Detector	Table (Degree)	Height (cm)	Antenna	Verdict
1	2483.575	57.80	2.11	74.0	16.20	Peak	123.00	100	Horizontal	Pass
1**	2483.575	47.45	2.11	54.0	6.55	AV	123.00	100	Horizontal	Pass
2	2483.710	58.47	2.12	74.0	15.53	Peak	84.00	200	Horizontal	Pass
2**	2483.710	47.50	2.12	54.0	6.50	AV	84.00	200	Horizontal	Pass
3	2483.740	56.91	2.12	74.0	17.09	Peak	116.00	150	Horizontal	Pass
3**	2483.740	48.35	2.12	54.0	5.65	AV	116.00	150	Horizontal	Pass

VHT40 CHANNEL 3



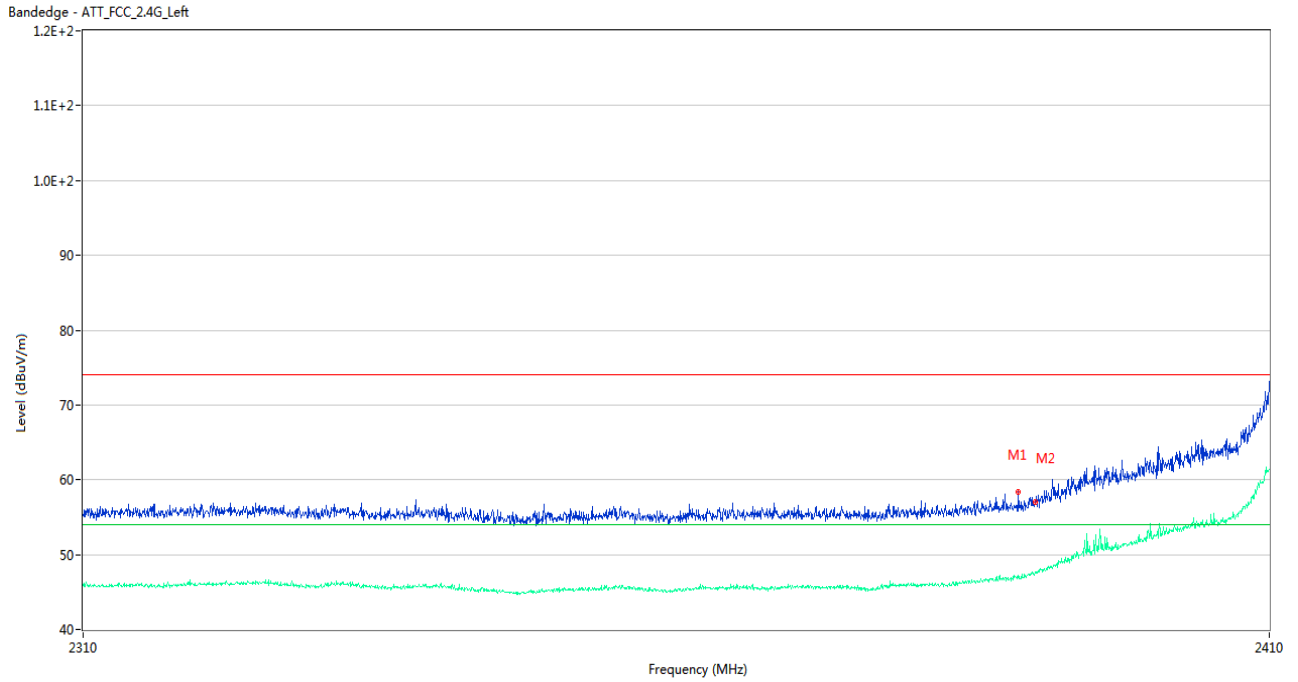
No.	Frequency (MHz)	Results (dBuV/m)	Factor (dB)	Limit (dBuV/m)	Margin (dB)	Detector	Table (Degree)	Height (cm)	Antenna	Verdict
1	2389.200	58.10	1.91	74.0	15.90	Peak	88.00	100	Horizontal	Pass
1**	2389.200	47.42	1.91	54.0	6.58	AV	88.00	100	Horizontal	Pass
2	2389.950	56.32	1.92	74.0	17.68	Peak	91.00	100	Horizontal	Pass
2**	2389.950	48.33	1.92	54.0	5.67	AV	91.00	100	Horizontal	Pass

VHT40 CHANNEL 4



No.	Frequency (MHz)	Results (dBuV/m)	Factor (dB)	Limit (dBuV/m)	Margin (dB)	Detector	Table (Degree)	Height (cm)	Antenna	Verdict
1	2389.400	58.13	1.91	74.0	15.87	Peak	126.00	150	Horizontal	Pass
1**	2389.400	47.49	1.91	54.0	6.51	AV	126.00	150	Horizontal	Pass
2	2389.950	57.44	1.92	74.0	16.56	Peak	92.00	200	Horizontal	Pass
2**	2389.950	47.44	1.92	54.0	6.56	AV	92.00	200	Horizontal	Pass
3	2389.250	56.36	1.91	74.0	17.64	Peak	319.00	150	Horizontal	Pass
3**	2389.250	48.11	1.91	54.0	5.89	AV	319.00	150	Horizontal	Pass

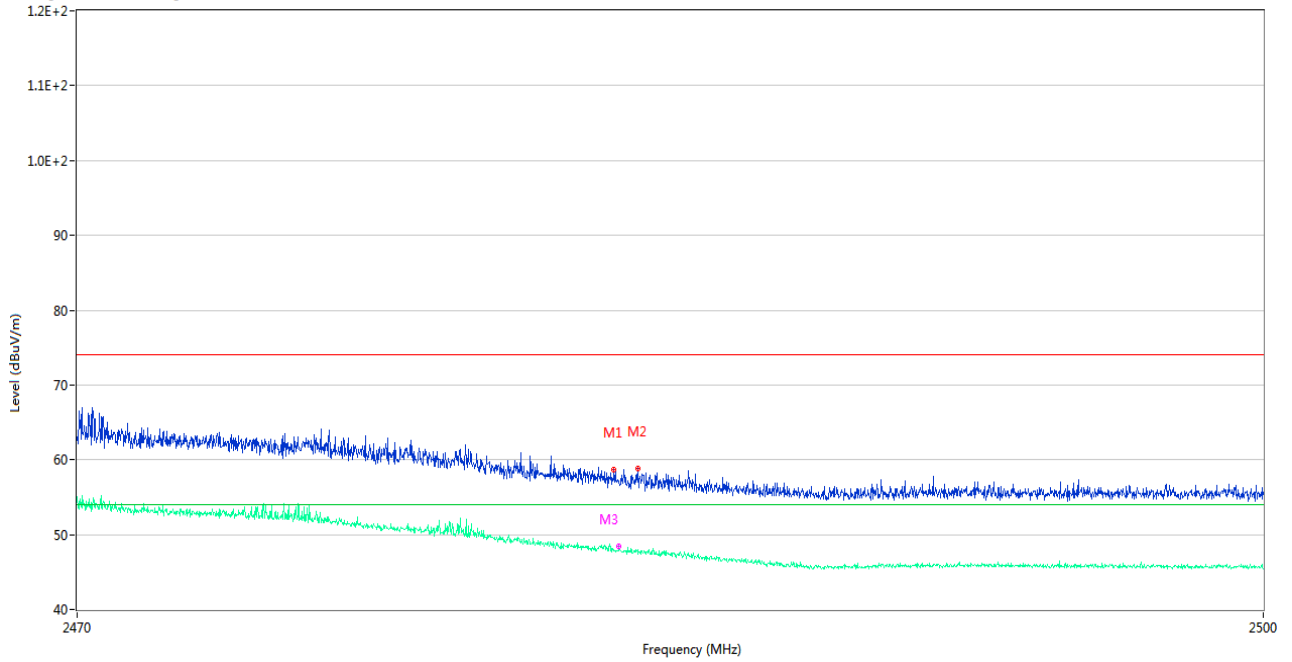
VHT40 CHANNEL 5



No.	Frequency (MHz)	Results (dBuV/m)	Factor (dB)	Limit (dBuV/m)	Margin (dB)	Detector	Table (Degree)	Height (cm)	Antenna	Verdict
1	2388.500	58.36	1.95	74.0	15.64	Peak	82.00	200	Horizontal	Pass
1**	2388.500	46.98	1.95	54.0	7.02	AV	82.00	200	Horizontal	Pass
2	2389.950	56.98	1.92	74.0	17.02	Peak	123.00	100	Horizontal	Pass
2**	2389.950	47.67	1.92	54.0	6.33	AV	123.00	100	Horizontal	Pass

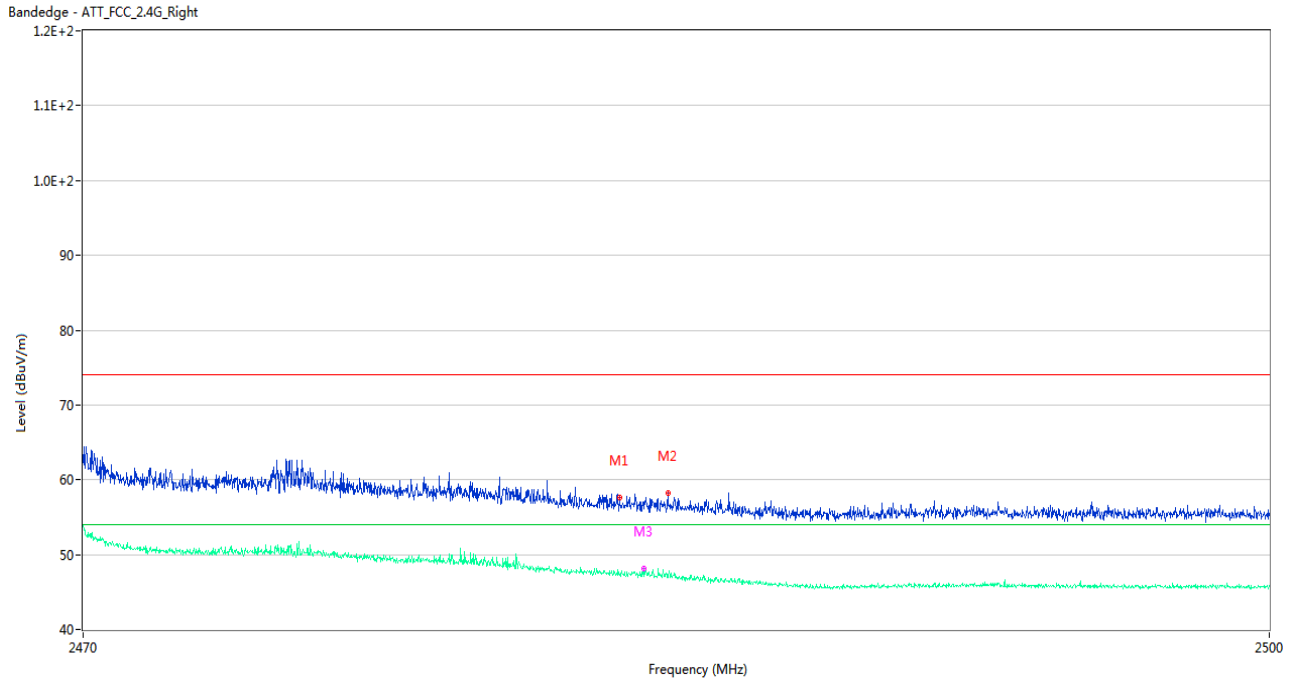
VHT40 CHANNEL 7

Bandedge - ATT_FCC_2.4G_Right



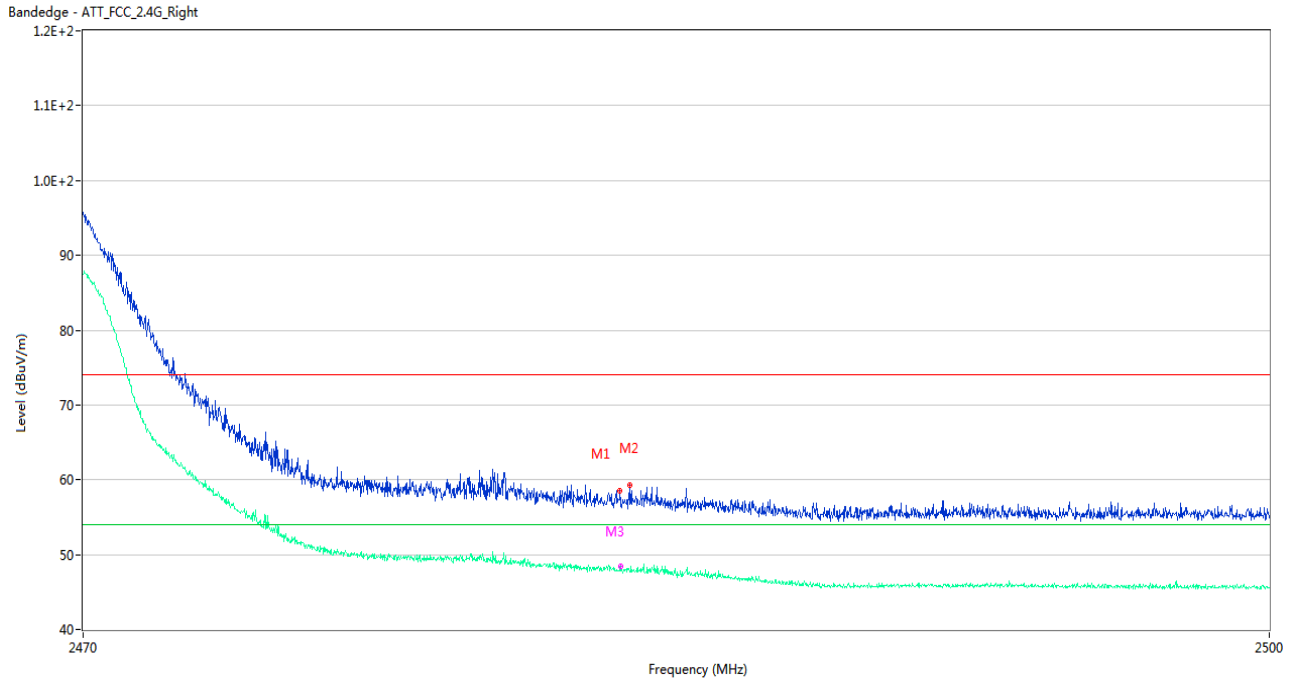
No.	Frequency (MHz)	Results (dBuV/m)	Factor (dB)	Limit (dBuV/m)	Margin (dB)	Detector	Table (Degree)	Height (cm)	Antenna	Verdict
1	2483.530	58.65	2.11	74.0	15.35	Peak	81.00	150	Horizontal	Pass
1**	2483.530	47.95	2.11	54.0	6.05	AV	81.00	150	Horizontal	Pass
2	2484.130	58.83	2.13	74.0	15.17	Peak	78.00	100	Horizontal	Pass
2**	2484.130	47.98	2.13	54.0	6.02	AV	78.00	100	Horizontal	Pass
3	2483.665	57.17	2.11	74.0	16.83	Peak	117.00	150	Horizontal	Pass
3**	2483.665	48.43	2.11	54.0	5.57	AV	117.00	150	Horizontal	Pass

VHT40 CHANNEL 8



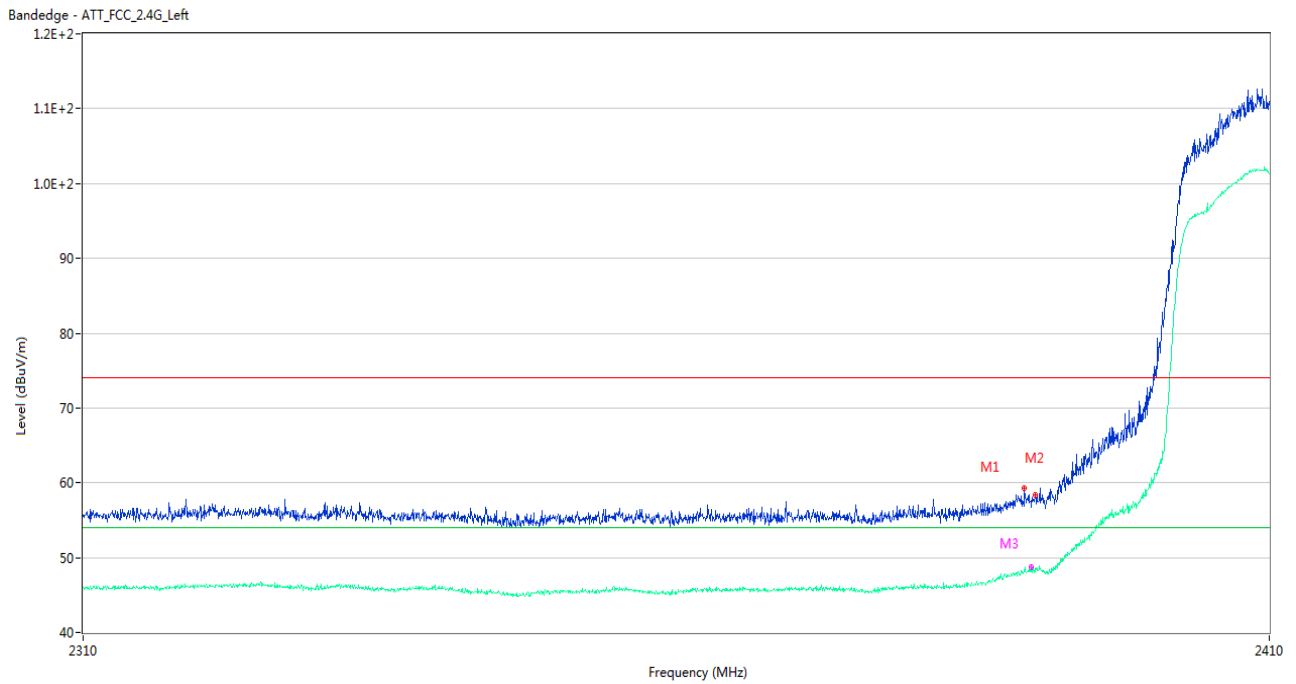
No.	Frequency (MHz)	Results (dBuV/m)	Factor (dB)	Limit (dBuV/m)	Margin (dB)	Detector	Table (Degree)	Height (cm)	Antenna	Verdict
1	2483.515	57.56	2.11	74.0	16.44	Peak	76.00	150	Horizontal	Pass
1**	2483.515	47.24	2.11	54.0	6.76	AV	76.00	150	Horizontal	Pass
2	2484.745	58.27	2.09	74.0	15.73	Peak	119.00	150	Horizontal	Pass
2**	2484.745	46.96	2.09	54.0	7.04	AV	119.00	150	Horizontal	Pass
3	2484.130	56.18	2.13	74.0	17.82	Peak	108.00	150	Horizontal	Pass
3**	2484.130	48.19	2.13	54.0	5.81	AV	108.00	150	Horizontal	Pass

VHT40 CHANNEL 9



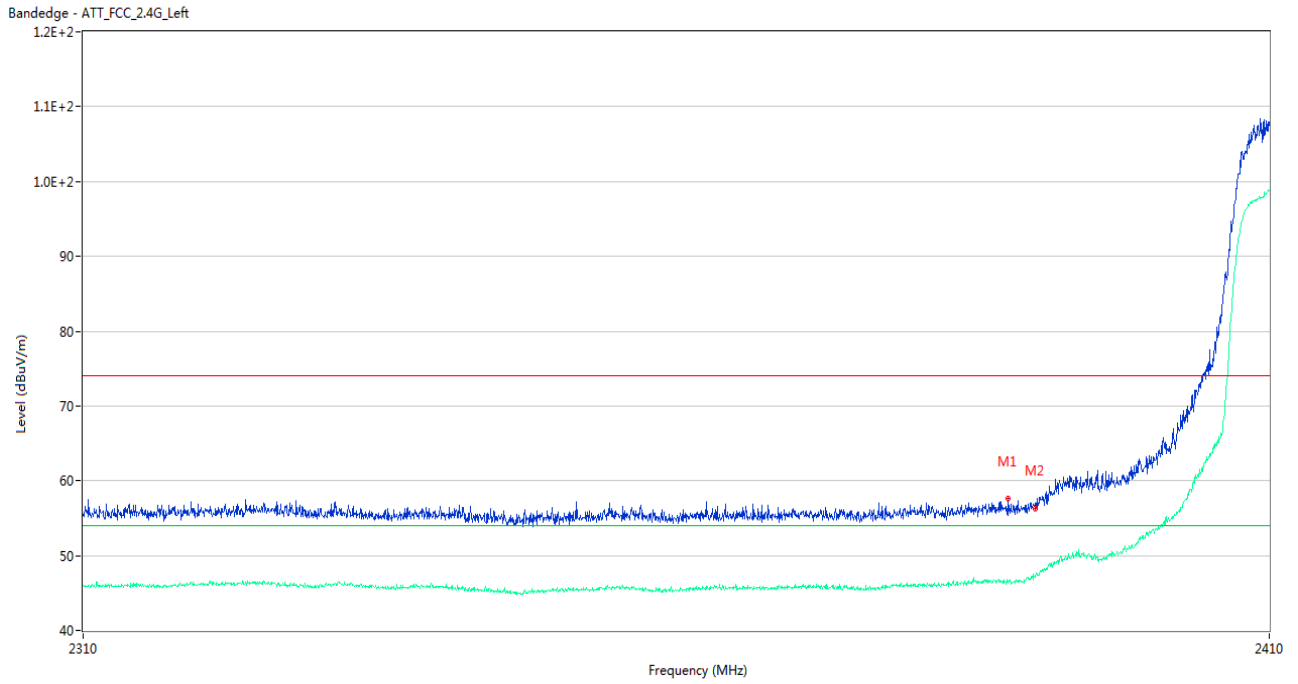
No.	Frequency (MHz)	Results (dBuV/m)	Factor (dB)	Limit (dBuV/m)	Margin (dB)	Detector	Table (Degree)	Height (cm)	Antenna	Verdict
1	2483.530	58.54	2.11	74.0	15.46	Peak	88.00	100	Horizontal	Pass
1**	2483.530	48.15	2.11	54.0	5.85	AV	88.00	100	Horizontal	Pass
2	2483.770	59.23	2.12	74.0	14.77	Peak	78.00	150	Horizontal	Pass
2**	2483.770	47.67	2.12	54.0	6.33	AV	78.00	150	Horizontal	Pass
3	2483.545	56.97	2.11	74.0	17.03	Peak	114.00	150	Horizontal	Pass
3**	2483.545	48.37	2.11	54.0	5.63	AV	114.00	150	Horizontal	Pass

802.11ax20(SU) CHANNEL 1



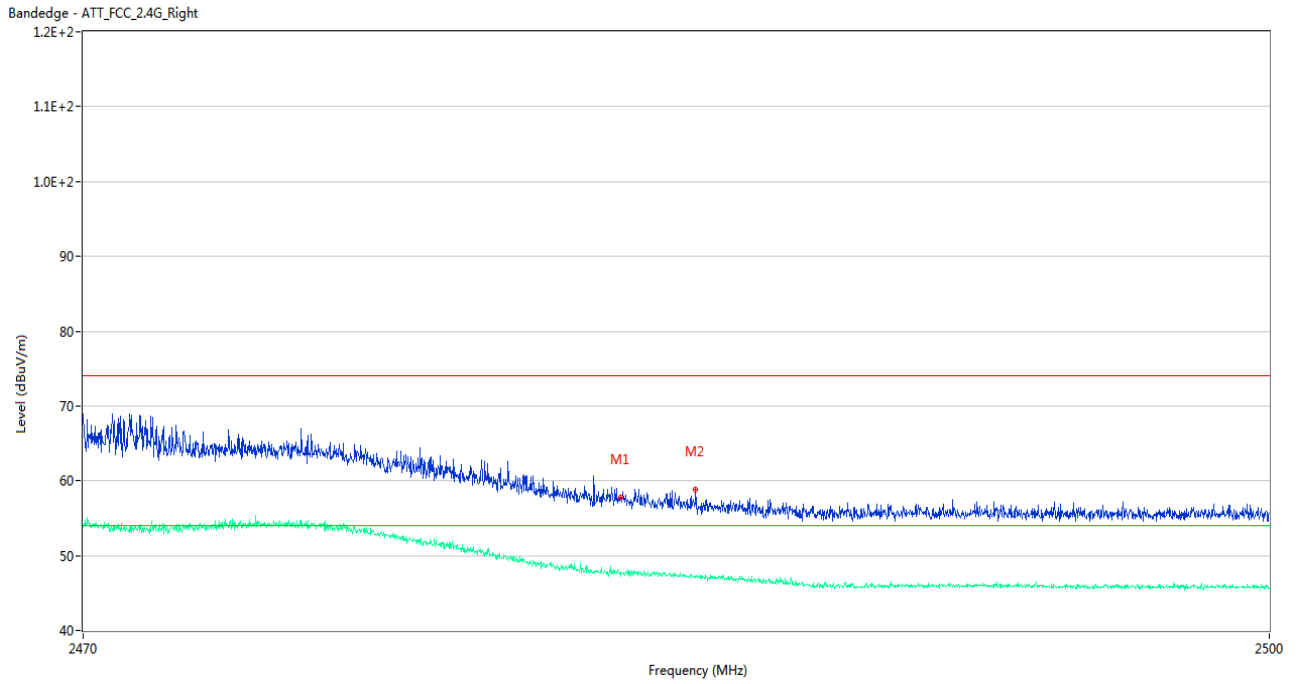
No.	Frequency (MHz)	Results (dBuV/m)	Factor (dB)	Limit (dBuV/m)	Margin (dB)	Detector	Table (Degree)	Height (cm)	Antenna	Verdict
1	2389.000	59.24	1.90	74.0	14.76	Peak	276.00	200	Horizontal	Pass
1**	2389.000	48.25	1.90	54.0	5.75	AV	276.00	200	Horizontal	Pass
2	2389.950	58.36	1.92	74.0	15.64	Peak	266.00	150	Horizontal	Pass
2**	2389.950	48.11	1.92	54.0	5.89	AV	266.00	150	Horizontal	Pass
3	2389.550	57.58	1.91	74.0	16.42	Peak	276.00	150	Horizontal	Pass
3**	2389.550	48.81	1.91	54.0	5.19	AV	276.00	150	Horizontal	Pass

802.11ax20(SU) CHANNEL 2



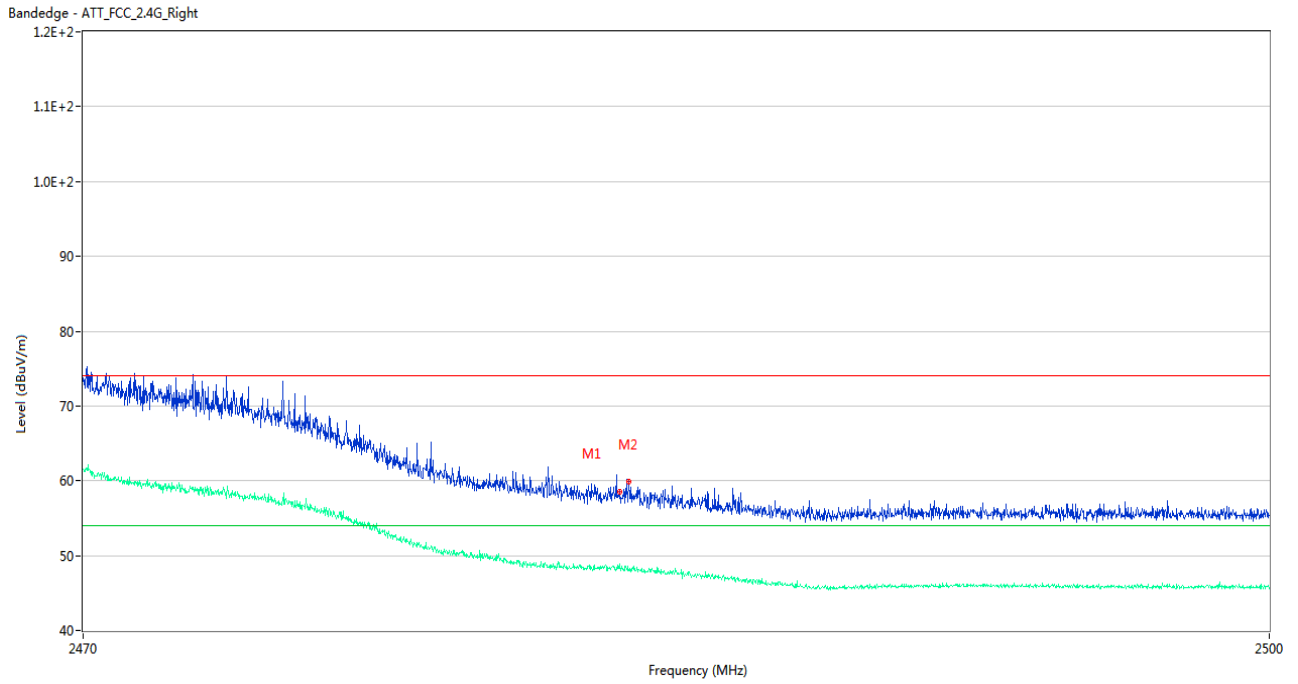
No.	Frequency (MHz)	Results (dBuV/m)	Factor (dB)	Limit (dBuV/m)	Margin (dB)	Detector	Table (Degree)	Height (cm)	Antenna	Verdict
1	2387.650	57.58	2.16	74.0	16.42	Peak	303.00	100	Horizontal	Pass
1**	2387.650	46.59	2.16	54.0	7.41	AV	303.00	100	Horizontal	Pass
2	2389.950	56.33	1.92	74.0	17.67	Peak	245.00	200	Horizontal	Pass
2**	2389.950	47.04	1.92	54.0	6.96	AV	245.00	200	Horizontal	Pass

802.11ax20(SU) CHANNEL 9



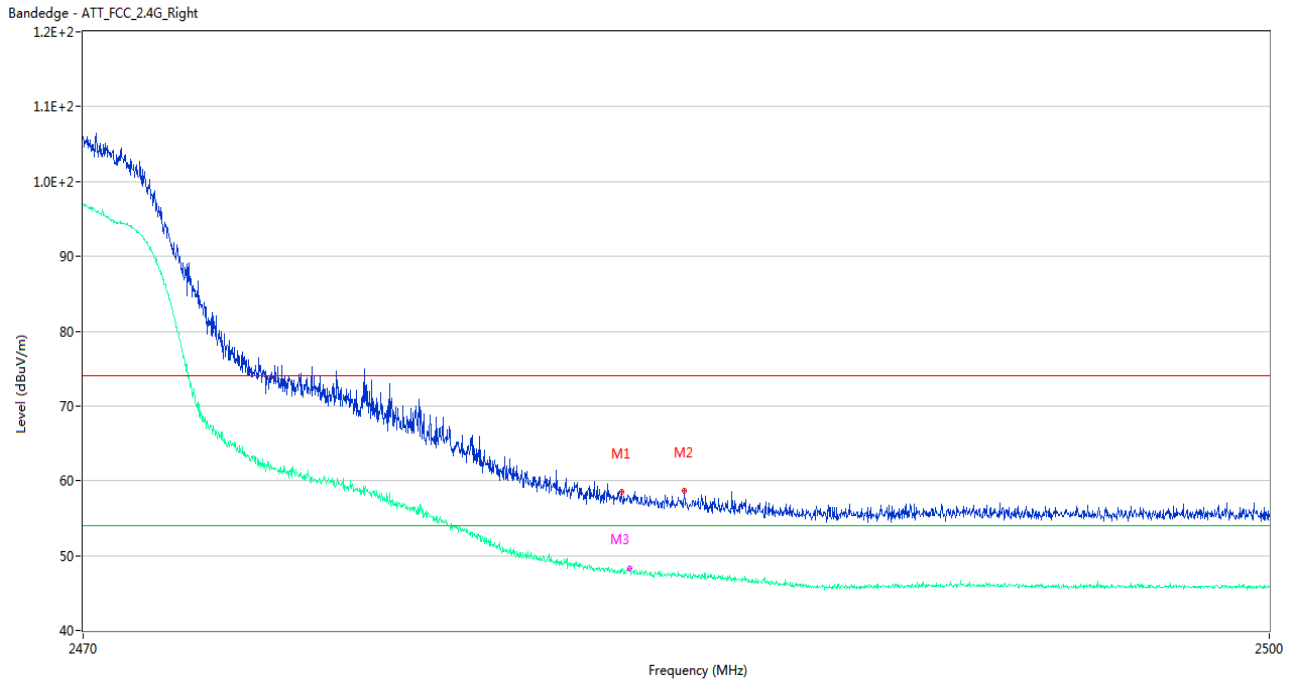
No.	Frequency (MHz)	Results (dBuV/m)	Factor (dB)	Limit (dBuV/m)	Margin (dB)	Detector	Table (Degree)	Height (cm)	Antenna	Verdict
1	2483.545	57.85	2.11	74.0	16.15	Peak	263.00	150	Horizontal	Pass
1**	2483.545	47.27	2.11	54.0	6.73	AV	263.00	150	Horizontal	Pass
2	2485.450	58.88	2.00	74.0	15.12	Peak	258.00	200	Horizontal	Pass
2**	2485.450	47.30	2.00	54.0	6.70	AV	258.00	200	Horizontal	Pass

802.11ax20(SU) CHANNEL 10



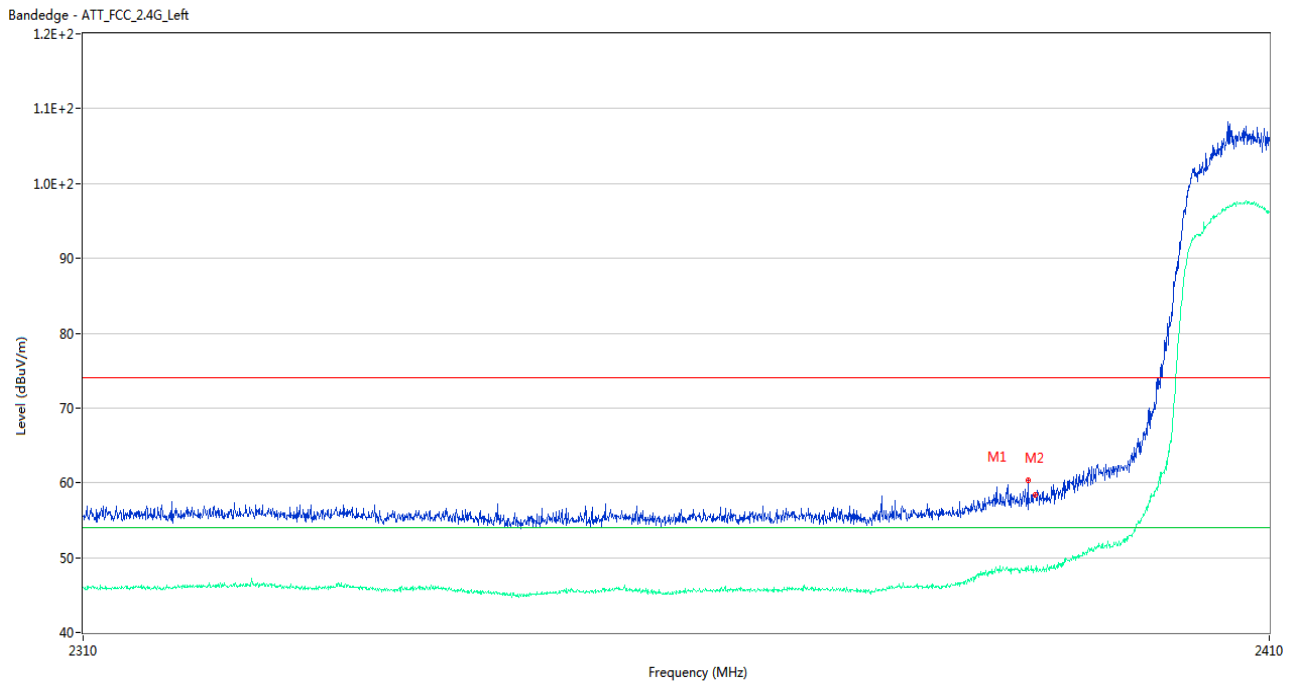
No.	Frequency (MHz)	Results (dBuV/m)	Factor (dB)	Limit (dBuV/m)	Margin (dB)	Detector	Table (Degree)	Height (cm)	Antenna	Verdict
1	2483.515	58.53	2.11	74.0	15.47	Peak	141.00	100	Horizontal	Pass
1**	2483.515	48.81	2.11	54.0	5.19	AV	141.00	100	Horizontal	Pass
2	2483.755	59.88	2.12	74.0	14.12	Peak	262.00	200	Horizontal	Pass
2**	2483.755	48.05	2.12	54.0	5.95	AV	262.00	200	Horizontal	Pass

802.11ax20(SU) CHANNEL 11



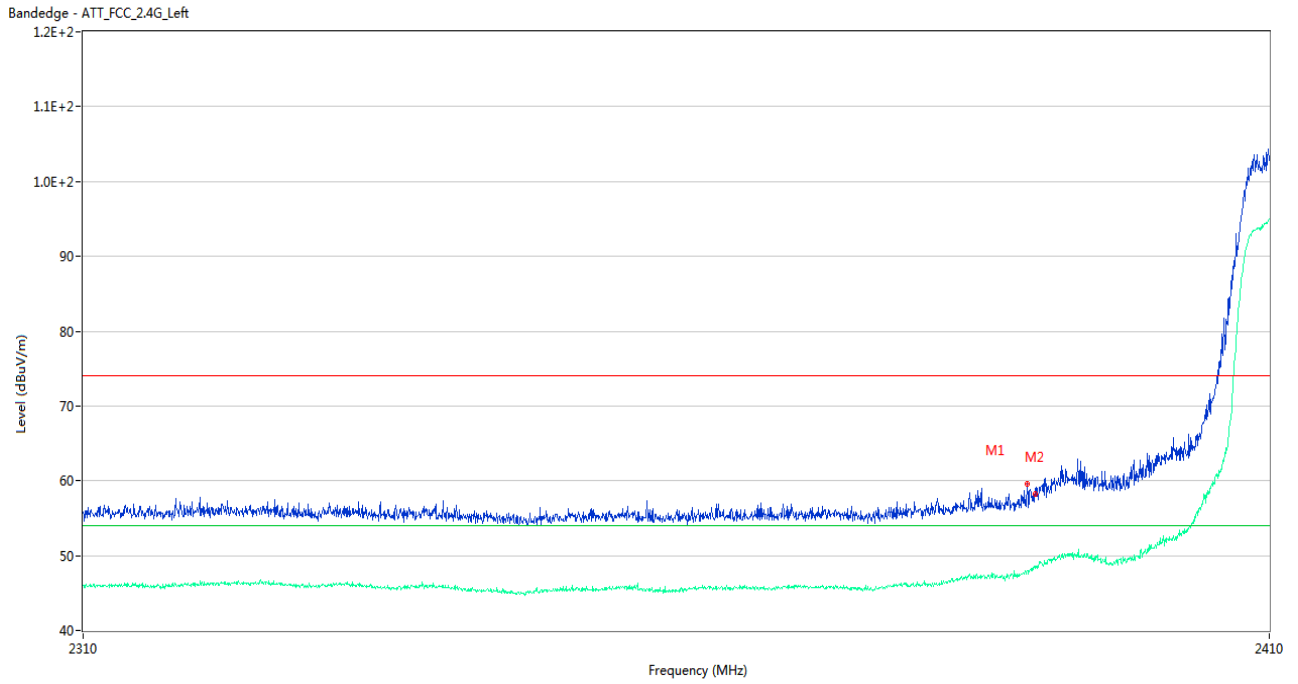
No.	Frequency (MHz)	Results (dBuV/m)	Factor (dB)	Limit (dBuV/m)	Margin (dB)	Detector	Table (Degree)	Height (cm)	Antenna	Verdict
1	2483.575	58.60	2.11	74.0	15.40	Peak	28.00	100	Horizontal	Pass
1**	2483.575	47.76	2.11	54.0	6.24	AV	28.00	100	Horizontal	Pass
2	2485.150	58.74	2.04	74.0	15.26	Peak	117.00	200	Horizontal	Pass
2**	2485.150	47.14	2.04	54.0	6.86	AV	117.00	200	Horizontal	Pass
3	2483.770	57.82	2.12	74.0	16.18	Peak	264.00	150	Horizontal	Pass
3**	2483.770	48.36	2.12	54.0	5.64	AV	264.00	150	Horizontal	Pass

802.11ax40(SU) CHANNEL 3



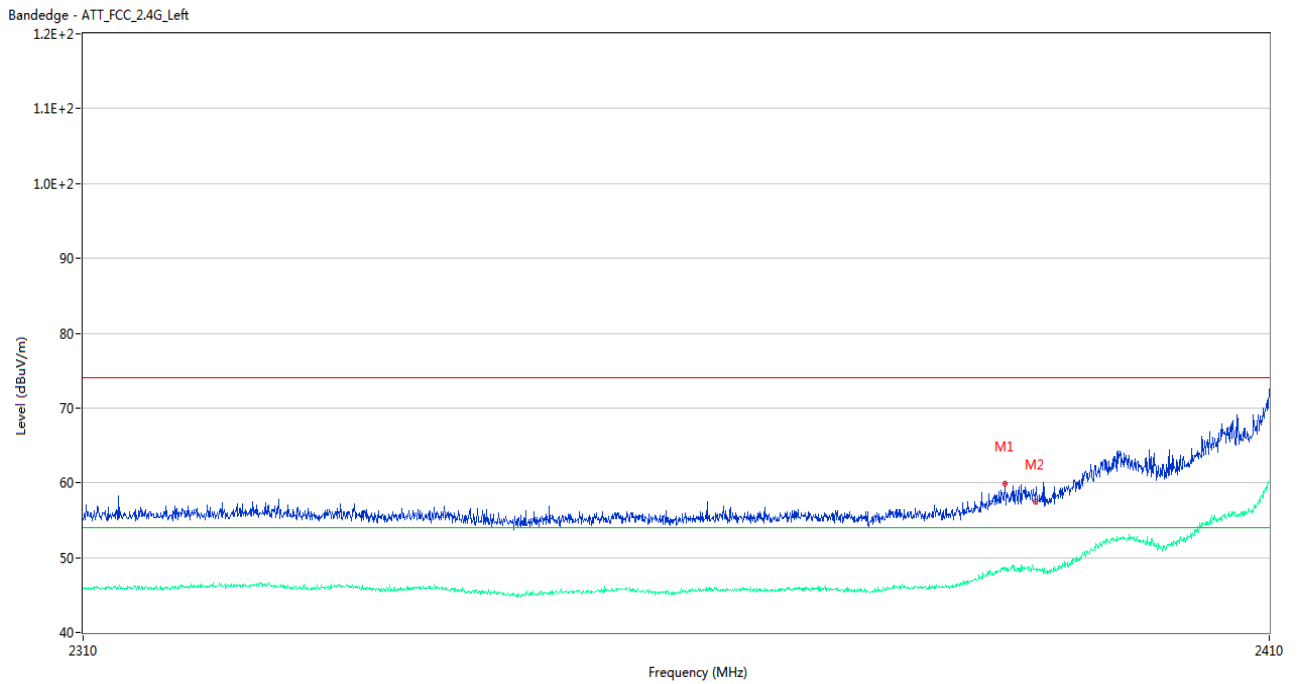
No.	Frequency (MHz)	Results (dBuV/m)	Factor (dB)	Limit (dBuV/m)	Margin (dB)	Detector	Table (Degree)	Height (cm)	Antenna	Verdict
1	2389.300	60.35	1.91	74.0	13.65	Peak	259.00	150	Horizontal	Pass
1**	2389.300	48.85	1.91	54.0	5.15	AV	259.00	150	Horizontal	Pass
2	2389.950	58.38	1.92	74.0	15.62	Peak	249.00	100	Horizontal	Pass
2**	2389.950	48.59	1.92	54.0	5.41	AV	249.00	100	Horizontal	Pass

802.11ax40(SU) CHANNEL 4



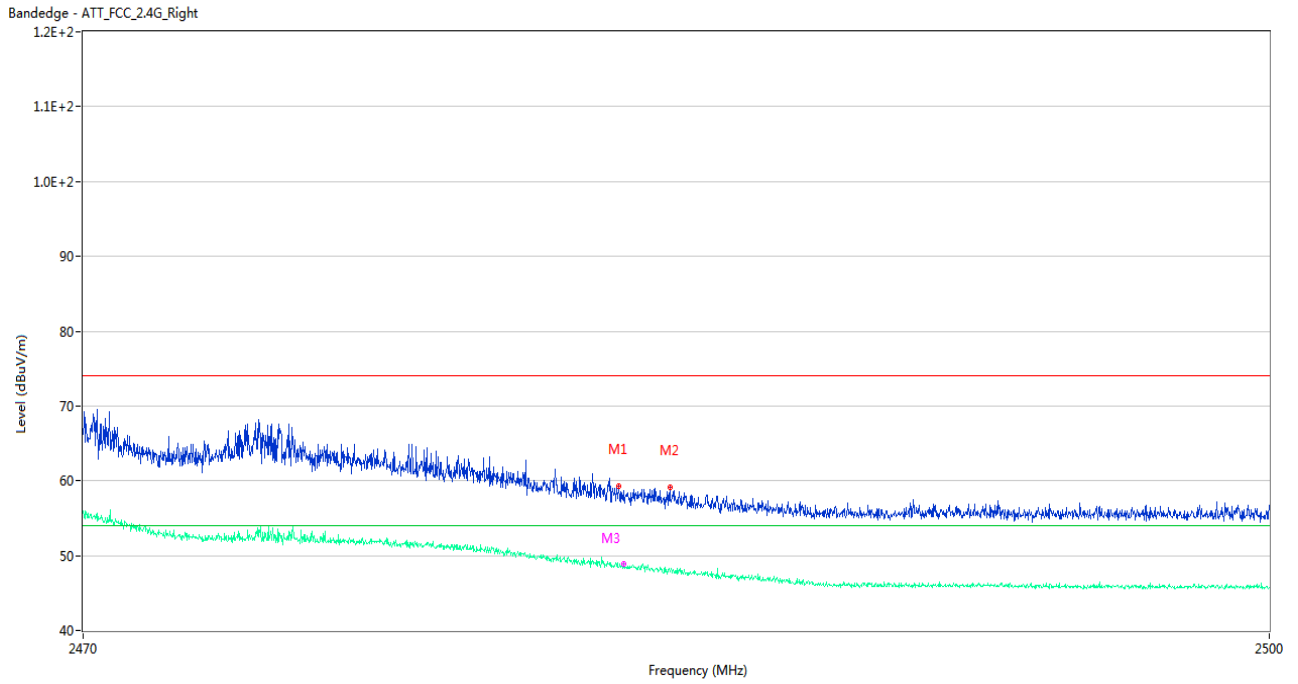
No.	Frequency (MHz)	Results (dBuV/m)	Factor (dB)	Limit (dBuV/m)	Margin (dB)	Detector	Table (Degree)	Height (cm)	Antenna	Verdict
1	2389.250	59.66	1.91	74.0	14.34	Peak	299.00	100	Horizontal	Pass
1**	2389.250	48.03	1.91	54.0	5.97	AV	299.00	100	Horizontal	Pass
2	2389.950	58.27	1.92	74.0	15.73	Peak	253.00	150	Horizontal	Pass
2**	2389.950	48.52	1.92	54.0	5.48	AV	253.00	150	Horizontal	Pass

802.11ax40(SU) CHANNEL 5



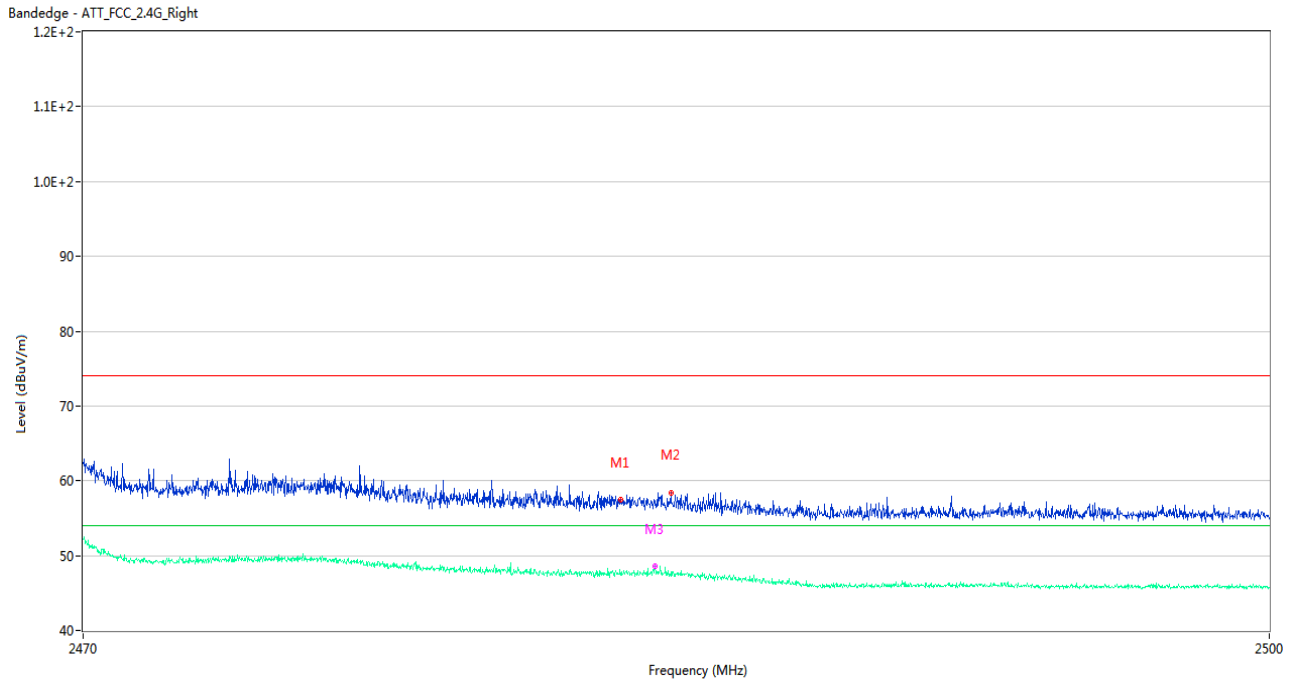
No.	Frequency (MHz)	Results (dBuV/m)	Factor (dB)	Limit (dBuV/m)	Margin (dB)	Detector	Table (Degree)	Height (cm)	Antenna	Verdict
1	2387.350	59.81	2.23	74.0	14.19	Peak	304.00	200	Horizontal	Pass
1**	2387.350	48.71	2.23	54.0	5.29	AV	304.00	200	Horizontal	Pass
2	2389.950	57.45	1.92	74.0	16.55	Peak	265.00	100	Horizontal	Pass
2**	2389.950	48.43	1.92	54.0	5.57	AV	265.00	100	Horizontal	Pass

802.11ax40(SU) CHANNEL 7



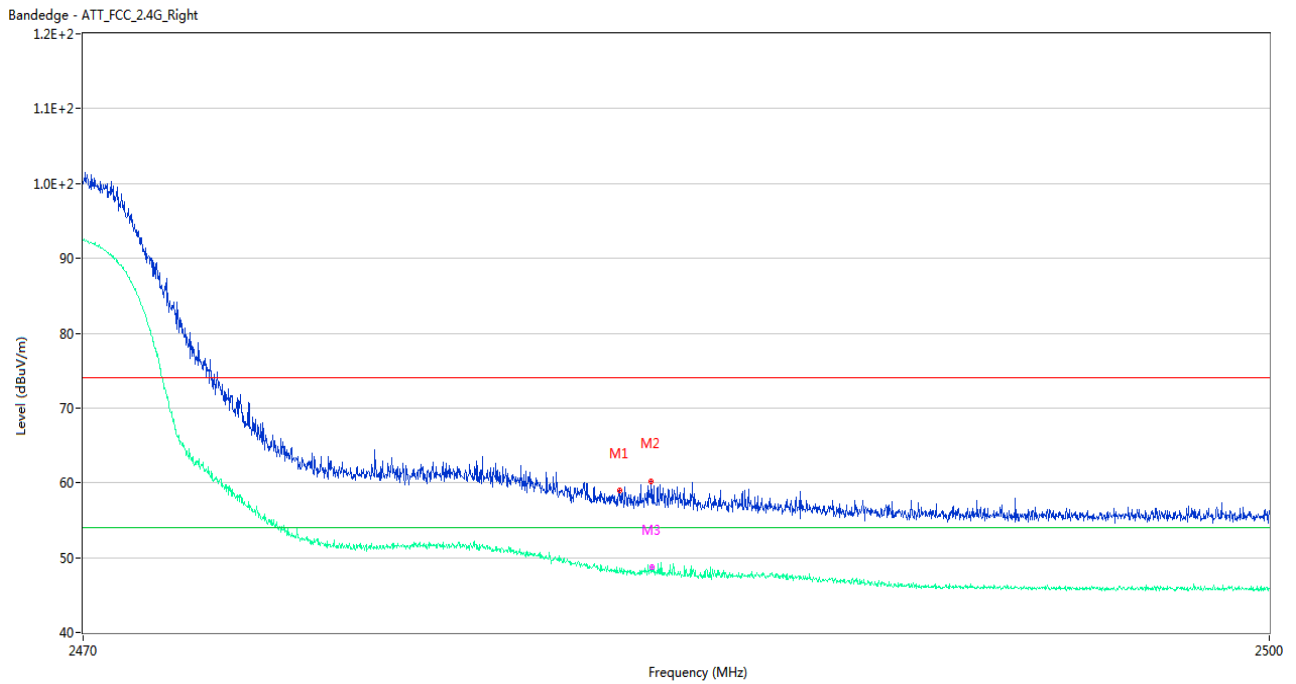
No.	Frequency (MHz)	Results (dBuV/m)	Factor (dB)	Limit (dBuV/m)	Margin (dB)	Detector	Table (Degree)	Height (cm)	Antenna	Verdict
1	2483.500	59.23	2.11	74.0	14.77	Peak	270.00	100	Horizontal	Pass
1**	2483.500	48.37	2.11	54.0	5.63	AV	270.00	100	Horizontal	Pass
2	2484.790	59.12	2.08	74.0	14.88	Peak	273.00	200	Horizontal	Pass
2**	2484.790	47.80	2.08	54.0	6.20	AV	273.00	200	Horizontal	Pass
3	2483.635	57.70	2.11	74.0	16.30	Peak	301.00	150	Horizontal	Pass
3**	2483.635	48.83	2.11	54.0	5.17	AV	301.00	150	Horizontal	Pass

802.11ax40(SU) CHANNEL 8



No.	Frequency (MHz)	Results (dBuV/m)	Factor (dB)	Limit (dBuV/m)	Margin (dB)	Detector	Table (Degree)	Height (cm)	Antenna	Verdict
1	2483.545	57.50	2.11	74.0	16.50	Peak	305.00	150	Horizontal	Pass
1**	2483.545	47.41	2.11	54.0	6.59	AV	305.00	150	Horizontal	Pass
2	2484.820	58.44	2.08	74.0	15.56	Peak	258.00	150	Horizontal	Pass
2**	2484.820	47.19	2.08	54.0	6.81	AV	258.00	150	Horizontal	Pass
3	2484.430	56.96	2.13	74.0	17.04	Peak	262.00	150	Horizontal	Pass
3**	2484.430	48.54	2.13	54.0	5.46	AV	262.00	150	Horizontal	Pass

802.11ax40(SU) CHANNEL 9



No.	Frequency (MHz)	Results (dBUV/m)	Factor (dB)	Limit (dBUV/m)	Margin (dB)	Detector	Table (Degree)	Height (cm)	Antenna	Verdict
1	2483.515	58.98	2.11	74.0	15.02	Peak	264.00	200	Horizontal	Pass
1**	2483.515	48.10	2.11	54.0	5.90	AV	264.00	200	Horizontal	Pass
2	2484.325	60.25	2.14	74.0	13.75	Peak	272.00	100	Horizontal	Pass
2**	2484.325	47.94	2.14	54.0	6.06	AV	272.00	100	Horizontal	Pass
3	2484.340	58.29	2.14	74.0	15.71	Peak	41.00	150	Horizontal	Pass
3**	2484.340	48.74	2.14	54.0	5.26	AV	41.00	150	Horizontal	Pass

A.8 Power Spectral Density (PSD)

Test Data

SISO-Main Antenna

802.11b Mode:

Channel	Spectral power density (dBm/3kHz)	Limit (dBm/3kHz)
CH1	-10.82	8
CH6	-9.38	8
CH11	-7.76	8

802.11g Mode:

Channel	Spectral power density (dBm/3kHz)	Limit (dBm/3kHz)
CH1	-11.01	8
CH2	-10.48	8
CH6	-10.09	8
CH10	-9.23	8
CH11	-11.39	8

802.11n-20 MHz Mode:

Channel	Spectral power density (dBm/3kHz)	Limit (dBm/3kHz)
CH1	-11.15	8
CH2	-9.95	8
CH6	-9.19	8
CH10	-9.26	8
CH11	-10.02	8

802.11n-40 MHz Mode:

Channel	Spectral power density (dBm/3kHz)	Limit (dBm/3kHz)
CH3	-12.25	8
CH4	-14.87	8
CH5	-14.88	8
CH6	-12.37	8
CH7	-11.64	8
CH8	-13.94	8
CH9	-15.23	8

VHT-20 MHz Mode:

Channel	Spectral power density (dBm/3kHz)	Limit (dBm/3kHz)
CH1	-11.42	8
CH2	-8.83	8
CH6	-9.30	8
CH10	-10.91	8
CH11	-10.85	8

VHT-40 MHz Mode:

Channel	Spectral power density (dBm/3kHz)	Limit (dBm/3kHz)
CH3	-12.43	8
CH4	-14.40	8
CH5	-14.11	8
CH6	-14.55	8
CH7	-13.30	8
CH8	-12.93	8
CH9	-15.64	8

802.11ax-20 MHz(SU) Mode:

Channel	Spectral power density (dBm/3kHz)	Limit (dBm/3kHz)
CH1	-16.16	8
CH2	-10.27	8
CH6	-9.65	8
CH9	-9.56	8
CH10	-8.35	8
CH11	-10.30	8

802.11ax-40 MHz(SU) Mode:

Channel	Spectral power density (dBm/3kHz)	Limit (dBm/3kHz)
CH3	-13.40	8
CH4	-15.15	8
CH5	-14.09	8
CH6	-12.12	8
CH7	-12.28	8
CH8	-12.53	8
CH9	-15.13	8

802.11ax-20 MHz(RU26) Mode:

Channel	Spectral power density (dBm/3kHz)	Limit (dBm/3kHz)
Low	-12.20	8
Middle	-12.14	8
High	-12.12	8

802.11ax-20 MHz(RU52) Mode:

Channel	Spectral power density (dBm/3kHz)	Limit (dBm/3kHz)
Low	-11.32	8
Middle	-12.31	8
High	-12.82	8

802.11ax-20 MHz(RU106) Mode:

Channel	Spectral power density (dBm/3kHz)	Limit (dBm/3kHz)
Low	-9.64	8
Middle	-11.14	8
High	-11.67	8

802.11ax-40 MHz(RU26) Mode:

Channel	Spectral power density (dBm/3kHz)	Limit (dBm/3kHz)
Low	-12.61	8
Middle	-12.50	8
High	-14.29	8

802.11ax-40 MHz(RU52) Mode:

Channel	Spectral power density (dBm/3kHz)	Limit (dBm/3kHz)
Low	-12.42	8
Middle	-12.14	8
High	-12.02	8

802.11ax-40 MHz(RU106) Mode:

Channel	Spectral power density (dBm/3kHz)	Limit (dBm/3kHz)
Low	-11.50	8
Middle	-11.36	8
High	-12.14	8

802.11ax-40 MHz(RU242) Mode:

Channel	Spectral power density (dBm/3kHz)	Limit (dBm/3kHz)
Low	-14.21	8
Middle	-13.61	8
High	-14.41	8

SISO-Aux. Antenna

802.11b Mode:

Channel	Spectral power density (dBm/3kHz)	Limit (dBm/3kHz)
CH1	-8.60	8
CH6	-9.61	8
CH11	-8.69	8

802.11g Mode:

Channel	Spectral power density (dBm/3kHz)	Limit (dBm/3kHz)
CH1	-11.58	8
CH2	-10.97	8
CH6	-11.22	8
CH10	-10.78	8
CH11	-12.14	8

802.11n-20 MHz Mode:

Channel	Spectral power density (dBm/3kHz)	Limit (dBm/3kHz)
CH1	-11.20	8
CH2	-9.86	8
CH6	-9.78	8
CH10	-9.49	8
CH11	-10.63	8

802.11n-40 MHz Mode:

Channel	Spectral power density (dBm/3kHz)	Limit (dBm/3kHz)
CH3	-14.79	8
CH4	-15.62	8
CH5	-14.84	8
CH6	-10.58	8
CH7	-12.01	8
CH8	-12.35	8
CH9	-14.91	8

VHT-20 MHz Mode:

Channel	Spectral power density (dBm/3kHz)	Limit (dBm/3kHz)
CH1	-10.62	8
CH2	-9.86	8
CH6	-10.09	8
CH10	-9.69	8
CH11	-10.69	8

VHT-40 MHz Mode:

Channel	Spectral power density (dBm/3kHz)	Limit (dBm/3kHz)
CH3	-13.92	8
CH4	-15.74	8
CH5	-14.76	8
CH6	-11.82	8
CH7	-11.55	8
CH8	-12.46	8
CH9	-14.49	8

802.11ax-20 MHz(SU) Mode:

Channel	Spectral power density (dBm/3kHz)	Limit (dBm/3kHz)
CH1	-11.77	8
CH2	-10.59	8
CH6	-11.05	8
CH9	-11.15	8
CH10	-9.61	8
CH11	-11.68	8

802.11ax-40 MHz(SU) Mode:

Channel	Spectral power density (dBm/3kHz)	Limit (dBm/3kHz)
CH3	-14.33	8
CH4	-14.12	8
CH5	-13.63	8
CH6	-13.55	8
CH7	-13.11	8
CH8	-14.51	8
CH9	-15.95	8

802.11ax-20 MHz(RU26) Mode:

Channel	Spectral power density (dBm/3kHz)	Limit (dBm/3kHz)
Low	-11.96	8
Middle	-12.66	8
High	-13.08	8

802.11ax-20 MHz(RU52) Mode:

Channel	Spectral power density (dBm/3kHz)	Limit (dBm/3kHz)
Low	-12.86	8
Middle	-12.07	8
High	-12.53	8

802.11ax-20 MHz(RU106) Mode:

Channel	Spectral power density (dBm/3kHz)	Limit (dBm/3kHz)
Low	-11.06	8
Middle	-11.30	8
High	-12.19	8

802.11ax-40 MHz(RU26) Mode:

Channel	Spectral power density (dBm/3kHz)	Limit (dBm/3kHz)
Low	-13.68	8
Middle	-13.13	8
High	-14.00	8

802.11ax-40 MHz(RU52) Mode:

Channel	Spectral power density (dBm/3kHz)	Limit (dBm/3kHz)
Low	-13.54	8
Middle	-13.18	8
High	-12.65	8

802.11ax-40 MHz(RU106) Mode:

Channel	Spectral power density (dBm/3kHz)	Limit (dBm/3kHz)
Low	-12.47	8
Middle	-13.18	8
High	-12.46	8

802.11ax-40 MHz(RU242) Mode:

Channel	Spectral power density (dBm/3kHz)	Limit (dBm/3kHz)
Low	-14.54	8
Middle	-13.92	8
High	-14.09	8

MIMO-Main Antenna

802.11b Mode:

Channel	Spectral power density (dBm/3kHz)	Limit (dBm/3kHz)
CH1	-8.82	8
CH6	-8.53	8
CH11	-9.99	8

802.11g Mode:

Channel	Spectral power density (dBm/3kHz)	Limit (dBm/3kHz)
CH1	-11.20	8
CH2	-10.11	8
CH6	-10.12	8
CH10	-9.85	8
CH11	-11.88	8

802.11n-20 MHz Mode:

Channel	Spectral power density (dBm/3kHz)	Limit (dBm/3kHz)
CH1	-10.21	8
CH2	-10.30	8
CH6	-9.67	8
CH10	-8.06	8
CH11	-9.79	8

802.11n-40 MHz Mode:

Channel	Spectral power density (dBm/3kHz)	Limit (dBm/3kHz)
CH3	-14.20	8
CH4	-15.17	8
CH5	-14.79	8
CH6	-13.31	8
CH7	-13.46	8
CH8	-12.27	8
CH9	-14.31	8

VHT-20 MHz Mode:

Channel	Spectral power density (dBm/3kHz)	Limit (dBm/3kHz)
CH1	-10.13	8
CH2	-8.51	8
CH6	-9.76	8
CH10	-9.30	8
CH11	-10.85	8

VHT-40 MHz Mode:

Channel	Spectral power density (dBm/3kHz)	Limit (dBm/3kHz)
CH3	-13.08	8
CH4	-15.61	8
CH5	-14.20	8
CH6	-13.05	8
CH7	-11.52	8
CH8	-13.29	8
CH9	-13.86	8

802.11ax-20 MHz(SU) Mode:

Channel	Spectral power density (dBm/3kHz)	Limit (dBm/3kHz)
CH1	-10.42	8
CH2	-9.78	8
CH6	-10.32	8
CH9	-10.60	8
CH10	-9.85	8
CH11	-9.70	8

802.11ax-40 MHz(SU) Mode:

Channel	Spectral power density (dBm/3kHz)	Limit (dBm/3kHz)
CH3	-14.86	8
CH4	-12.81	8
CH5	-13.00	8
CH6	-13.94	8
CH7	-11.76	8
CH8	-16.25	8
CH9	-15.19	8

802.11ax-20 MHz(RU26) Mode:

Channel	Spectral power density (dBm/3kHz)	Limit (dBm/3kHz)
Low	-11.69	8
Middle	-11.67	8
High	-13.10	8

802.11ax-20 MHz(RU52) Mode:

Channel	Spectral power density (dBm/3kHz)	Limit (dBm/3kHz)
Low	-12.28	8
Middle	-10.96	8
High	-11.51	8

802.11ax-20 MHz(RU106) Mode:

Channel	Spectral power density (dBm/3kHz)	Limit (dBm/3kHz)
Low	-10.80	8
Middle	-10.36	8
High	-11.78	8

802.11ax-40 MHz(RU26) Mode:

Channel	Spectral power density (dBm/3kHz)	Limit (dBm/3kHz)
Low	-12.77	8
Middle	-11.93	8
High	-13.71	8

802.11ax-40 MHz(RU52) Mode:

Channel	Spectral power density (dBm/3kHz)	Limit (dBm/3kHz)
Low	-11.95	8
Middle	-10.09	8
High	-13.21	8

802.11ax-40 MHz(RU106) Mode:

Channel	Spectral power density (dBm/3kHz)	Limit (dBm/3kHz)
Low	-10.88	8
Middle	-11.97	8
High	-11.71	8

802.11ax-40 MHz(RU242) Mode:

Channel	Spectral power density (dBm/3kHz)	Limit (dBm/3kHz)
Low	-13.14	8
Middle	-14.38	8
High	-12.32	8

MIMO-Aux. Antenna

802.11b Mode:

Channel	Spectral power density (dBm/3kHz)	Limit (dBm/3kHz)
CH1	-10.11	8
CH6	-9.45	8
CH11	-8.74	8

802.11g Mode:

Channel	Spectral power density (dBm/3kHz)	Limit (dBm/3kHz)
CH1	-11.39	8
CH2	-11.78	8
CH6	-9.56	8
CH10	-11.39	8
CH11	-10.60	8

802.11n-20 MHz Mode:

Channel	Spectral power density (dBm/3kHz)	Limit (dBm/3kHz)
CH1	-10.44	8
CH2	-9.53	8
CH6	-9.20	8
CH10	-8.87	8
CH11	-10.72	8

802.11n-40 MHz Mode:

Channel	Spectral power density (dBm/3kHz)	Limit (dBm/3kHz)
CH3	-14.52	8
CH4	-15.43	8
CH5	-14.70	8
CH6	-13.59	8
CH7	-11.97	8
CH8	-13.06	8
CH9	-14.49	8

VHT-20 MHz Mode:

Channel	Spectral power density (dBm/3kHz)	Limit (dBm/3kHz)
CH1	-11.47	8
CH2	-9.38	8
CH6	-9.90	8
CH10	-8.57	8
CH11	-10.94	8

VHT-40 MHz Mode:

Channel	Spectral power density (dBm/3kHz)	Limit (dBm/3kHz)
CH3	-13.80	8
CH4	-16.33	8
CH5	-14.40	8
CH6	-11.97	8
CH7	-12.30	8
CH8	-13.73	8
CH9	-15.28	8

802.11ax-20 MHz(SU) Mode:

Channel	Spectral power density (dBm/3kHz)	Limit (dBm/3kHz)
CH1	-10.13	8
CH2	-9.09	8
CH6	-10.50	8
CH9	-9.65	8
CH10	-12.05	8
CH11	-10.88	8

802.11ax-40 MHz(SU) Mode:

Channel	Spectral power density (dBm/3kHz)	Limit (dBm/3kHz)
CH3	-14.99	8
CH4	-13.44	8
CH5	-13.26	8
CH6	-12.85	8
CH7	-11.85	8
CH8	-15.20	8
CH9	-15.11	8

802.11ax-20 MHz(RU26) Mode:

Channel	Spectral power density (dBm/3kHz)	Limit (dBm/3kHz)
Low	-12.54	8
Middle	-12.62	8
High	-13.03	8

802.11ax-20 MHz(RU52) Mode:

Channel	Spectral power density (dBm/3kHz)	Limit (dBm/3kHz)
Low	-13.28	8
Middle	-13.46	8
High	-13.20	8

802.11ax-20 MHz(RU106) Mode:

Channel	Spectral power density (dBm/3kHz)	Limit (dBm/3kHz)
Low	-10.62	8
Middle	-11.22	8
High	-12.43	8

802.11ax-40 MHz(RU26) Mode:

Channel	Spectral power density (dBm/3kHz)	Limit (dBm/3kHz)
Low	-13.95	8
Middle	-13.50	8
High	-13.83	8

802.11ax-40 MHz(RU52) Mode:

Channel	Spectral power density (dBm/3kHz)	Limit (dBm/3kHz)
Low	-12.89	8
Middle	-13.40	8
High	-13.81	8

802.11ax-40 MHz(RU106) Mode:

Channel	Spectral power density (dBm/3kHz)	Limit (dBm/3kHz)
Low	-11.84	8
Middle	-11.87	8
High	-13.57	8

802.11ax-40 MHz(RU242) Mode:

Channel	Spectral power density (dBm/3kHz)	Limit (dBm/3kHz)
Low	-13.26	8
Middle	-13.98	8
High	-14.06	8

MIMO**802.11b Mode:**

Channel	Spectral power density (dBm/3kHz)	Limit (dBm/3kHz)
CH1	-6.41	8
CH6	-5.95	8
CH11	-6.31	8

802.11g Mode:

Channel	Spectral power density (dBm/3kHz)	Limit (dBm/3kHz)
CH1	-8.28	8
CH2	-7.86	8
CH6	-6.82	8
CH10	-7.54	8
CH11	-8.18	8

802.11n-20 MHz Mode:

Channel	Spectral power density (dBm/3kHz)	Limit (dBm/3kHz)
CH1	-7.31	8
CH2	-6.89	8
CH6	-6.42	8
CH10	-5.44	8
CH11	-7.22	8

802.11n-40 MHz Mode:

Channel	Spectral power density (dBm/3kHz)	Limit (dBm/3kHz)
CH3	-11.35	8
CH4	-12.29	8
CH5	-11.73	8
CH6	-10.44	8
CH7	-9.64	8
CH8	-9.64	8
CH9	-11.39	8

VHT-20 MHz Mode:

Channel	Spectral power density (dBm/3kHz)	Limit (dBm/3kHz)
CH1	-7.74	8
CH2	-5.91	8
CH6	-6.82	8
CH10	-5.91	8
CH11	-7.88	8

VHT-40 MHz Mode:

Channel	Spectral power density (dBm/3kHz)	Limit (dBm/3kHz)
CH3	-10.41	8
CH4	-12.95	8
CH5	-11.29	8
CH6	-9.47	8
CH7	-8.88	8
CH8	-10.49	8
CH9	-11.50	8

802.11ax-20 MHz(SU) Mode:

Channel	Spectral power density (dBm/3kHz)	Limit (dBm/3kHz)
CH1	-7.26	8
CH2	-6.41	8
CH6	-7.40	8
CH9	-7.09	8
CH10	-7.80	8
CH11	-7.24	8

802.11ax-40 MHz(SU) Mode:

Channel	Spectral power density (dBm/3kHz)	Limit (dBm/3kHz)
CH3	-11.91	8
CH4	-10.10	8
CH5	-10.12	8
CH6	-10.35	8
CH7	-8.80	8
CH8	-12.68	8
CH9	-12.14	8

802.11ax-20 MHz(RU26) Mode:

Channel	Spectral power density (dBm/3kHz)	Limit (dBm/3kHz)
Low	-9.08	8
Middle	-9.11	8
High	-10.06	8

802.11ax-20 MHz(RU52) Mode:

Channel	Spectral power density (dBm/3kHz)	Limit (dBm/3kHz)
Low	-9.74	8
Middle	-9.02	8
High	-9.26	8

802.11ax-20 MHz(RU106) Mode:

Channel	Spectral power density (dBm/3kHz)	Limit (dBm/3kHz)
Low	-7.70	8
Middle	-7.76	8
High	-9.08	8

802.11ax-40 MHz(RU26) Mode:

Channel	Spectral power density (dBm/3kHz)	Limit (dBm/3kHz)
Low	-10.31	8
Middle	-9.63	8
High	-10.76	8

802.11ax-40 MHz(RU52) Mode:

Channel	Spectral power density (dBm/3kHz)	Limit (dBm/3kHz)
Low	-9.38	8
Middle	-8.42	8
High	-10.49	8

802.11ax-40 MHz(RU106) Mode:

Channel	Spectral power density (dBm/3kHz)	Limit (dBm/3kHz)
Low	-8.32	8
Middle	-8.91	8
High	-9.53	8

802.11ax-40 MHz(RU242) Mode:

Channel	Spectral power density (dBm/3kHz)	Limit (dBm/3kHz)
Low	-10.19	8
Middle	-11.16	8
High	-10.09	8

Test Plots

SISO-Main Antenna

802.11b CHANNEL 1



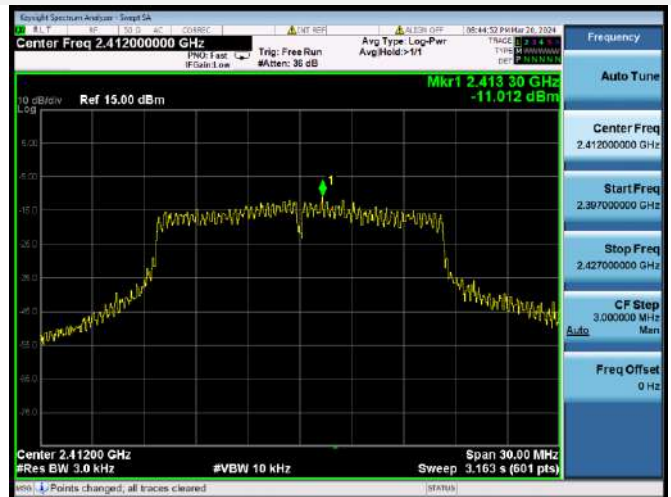
802.11b CHANNEL 6



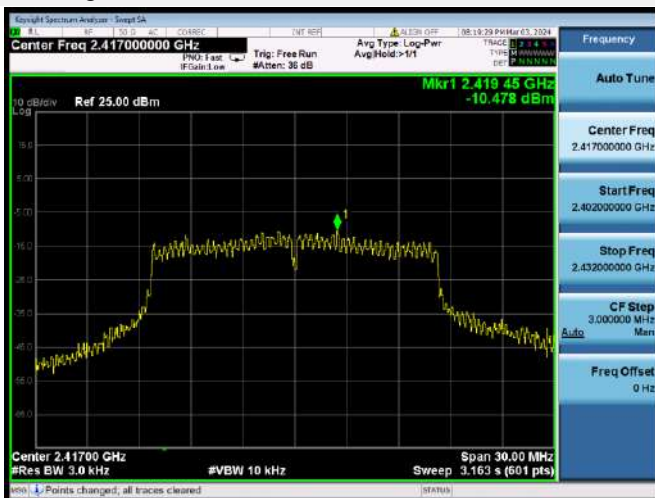
802.11b CHANNEL 11



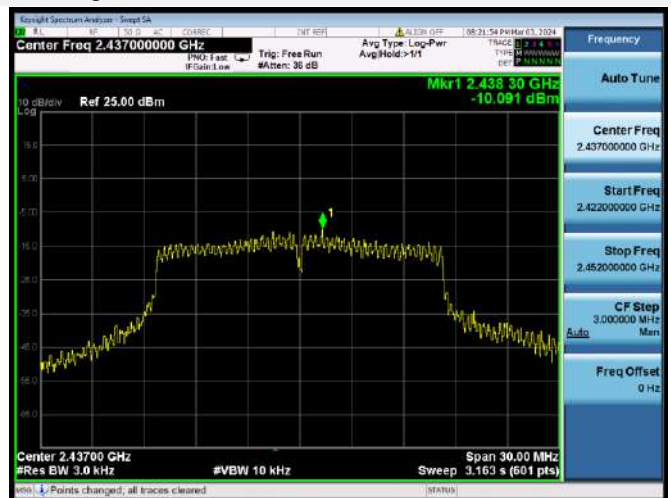
802.11g CHANNEL 1



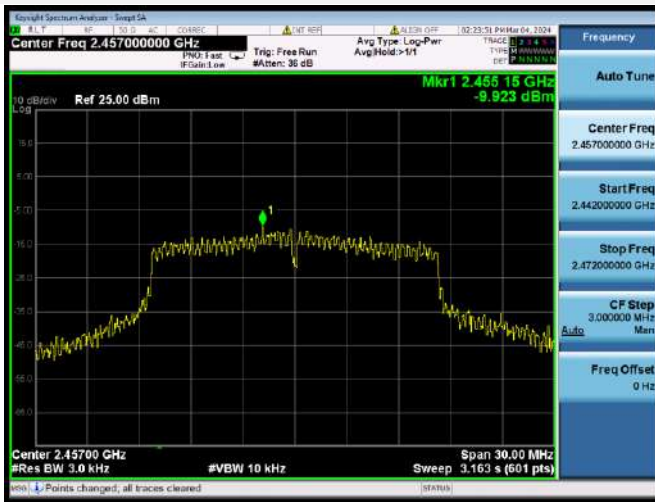
802.11g CHANNEL 2



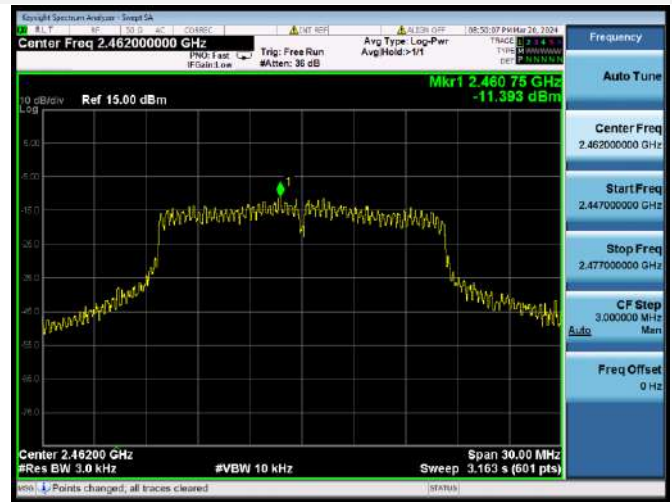
802.11g CHANNEL 6



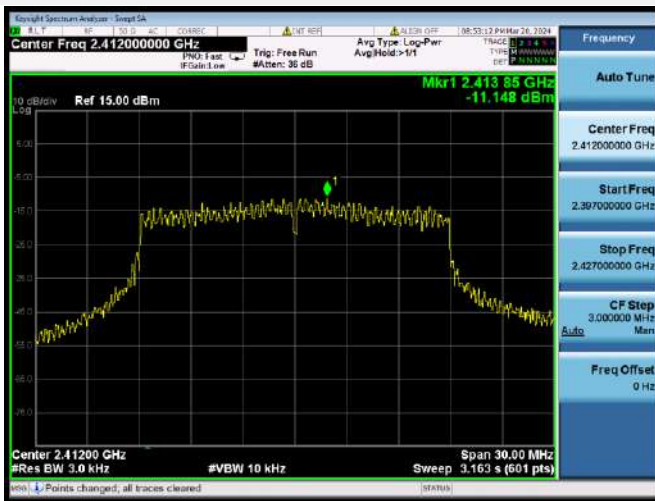
802.11g CHANNEL 10



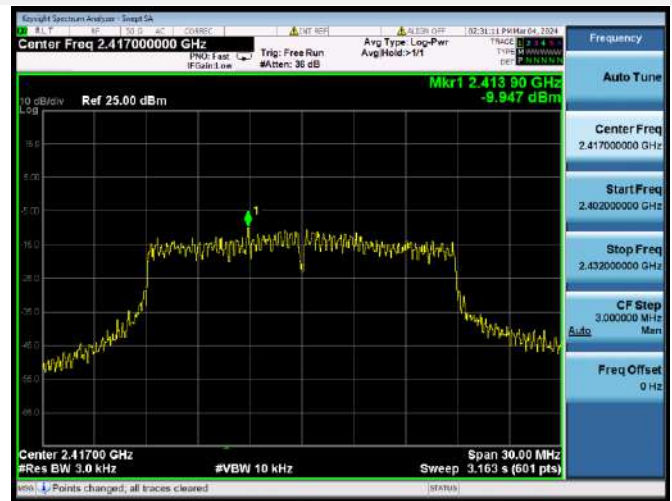
802.11g CHANNEL 11



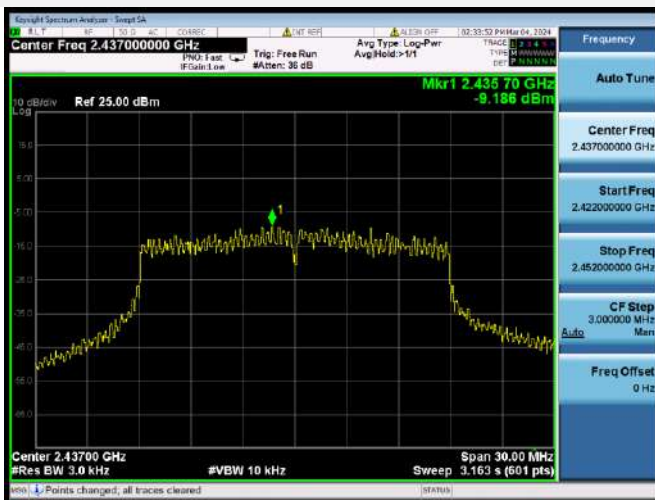
802.11n-20 MHz CHANNEL 1



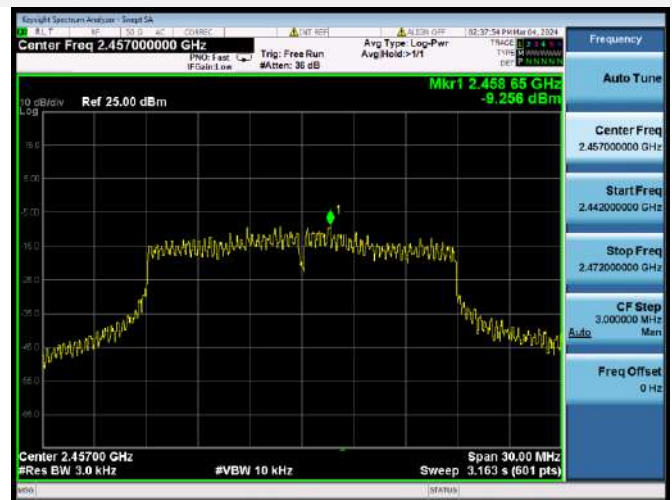
802.11n-20 MHz CHANNEL 2



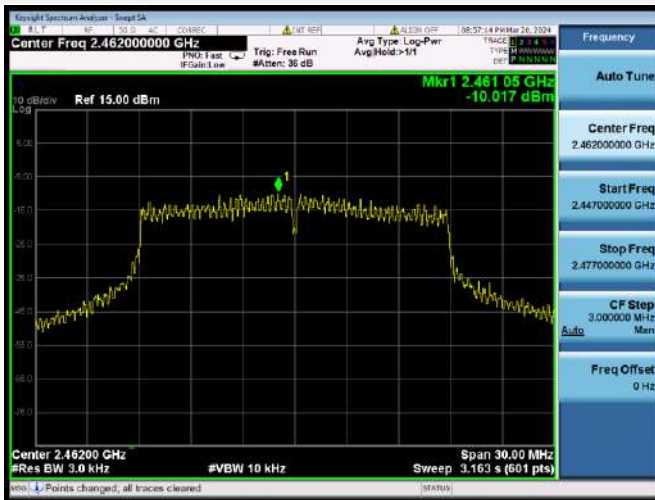
802.11n-20 MHz CHANNEL 6



802.11n-20 MHz CHANNEL 10



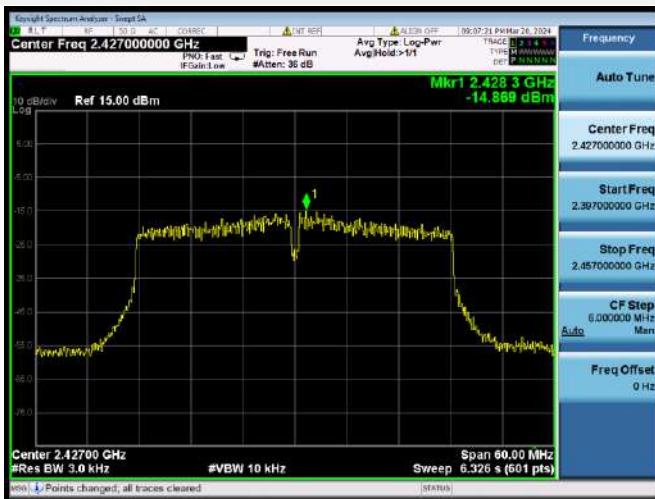
802.11n-20 MHz CHANNEL 11



802.11n-40 MHz CHANNEL 3



802.11n-40 MHz CHANNEL 4



802.11n-40 MHz CHANNEL 5



802.11n-40 MHz CHANNEL 6



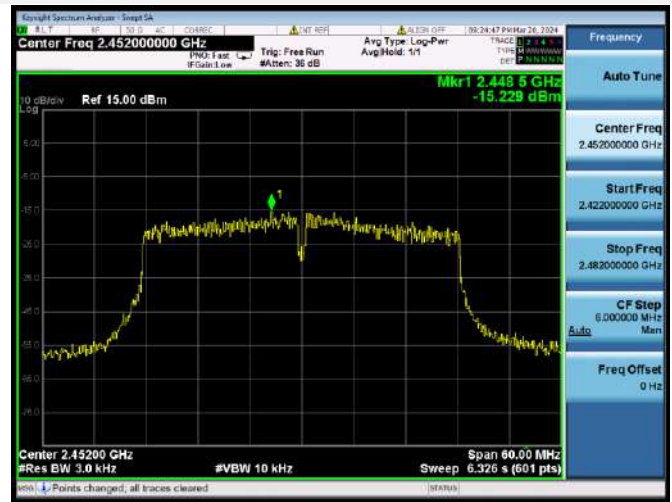
802.11n-40 MHz CHANNEL 7



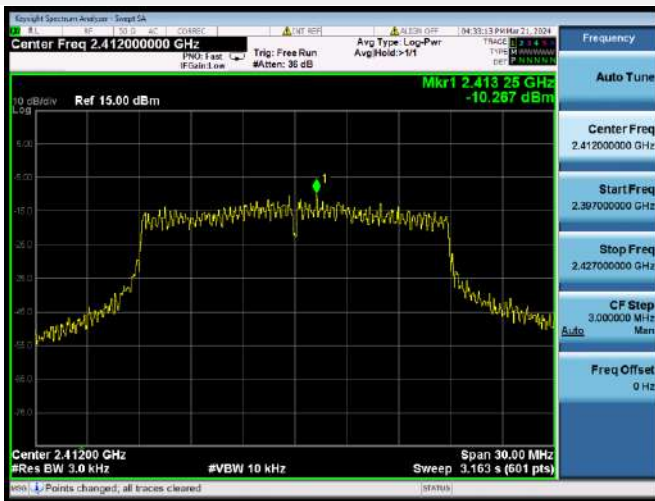
802.11n-40 MHz CHANNEL 8



802.11n-40 MHz CHANNEL 9



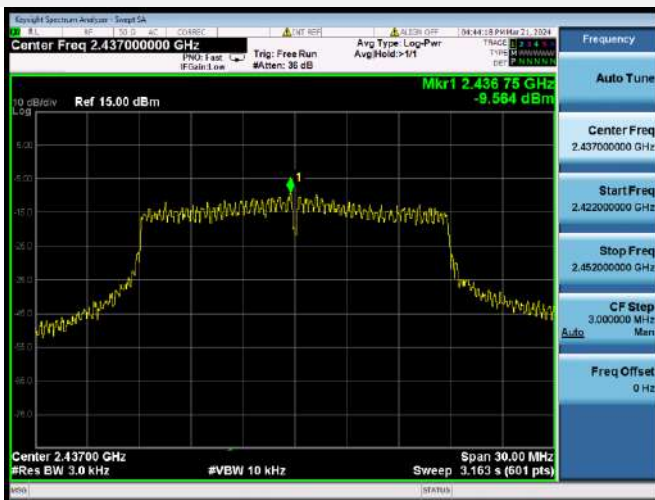
VHT-20 MHz CHANNEL 1



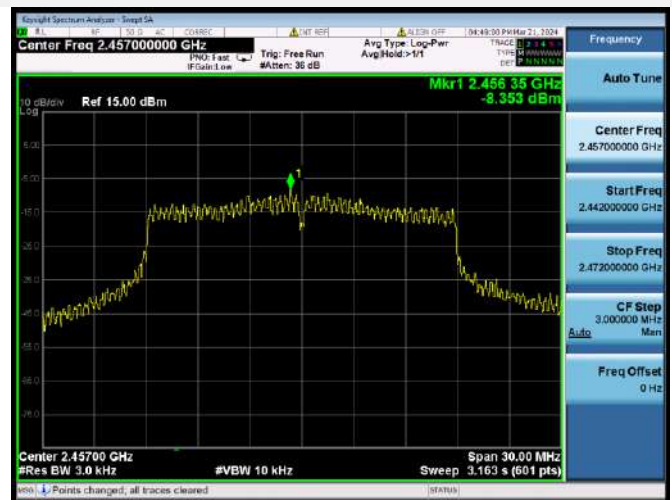
VHT-20 MHz CHANNEL 2



VHT-20 MHz CHANNEL 6



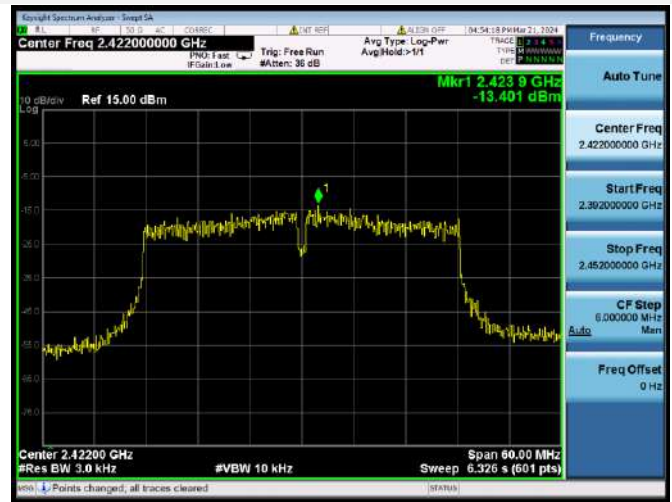
VHT-20 MHz CHANNEL 10



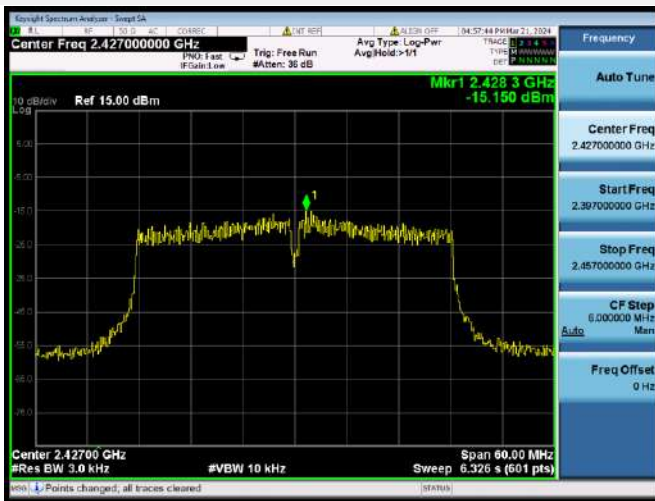
VHT-20 MHz CHANNEL 11



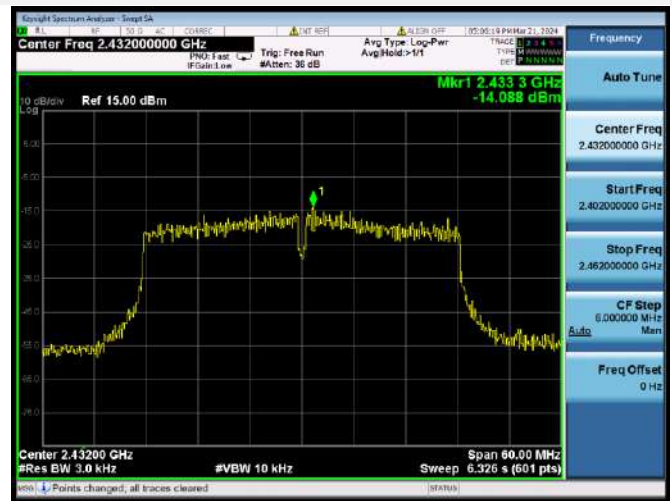
VHT-40 MHz CHANNEL 3



VHT-40 MHz CHANNEL 4



VHT-40 MHz CHANNEL 5



VHT-40 MHz CHANNEL 6



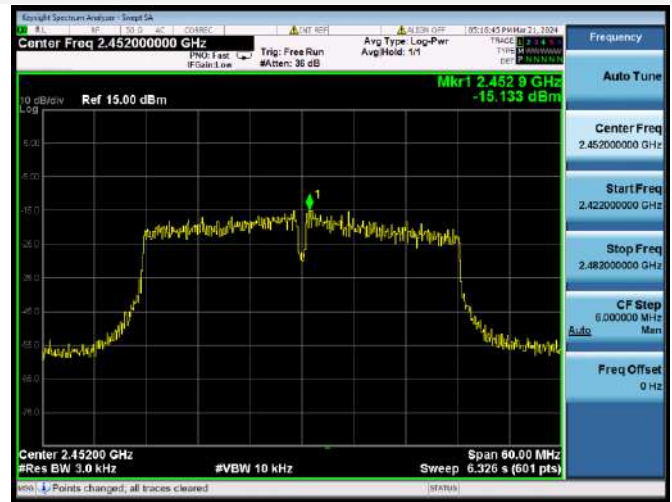
VHT-40 MHz CHANNEL 7



VHT-40 MHz CHANNEL 8



VHT-40 MHz CHANNEL 9



802.11ax-20 MHz(SU) CHANNEL 1



802.11ax-20 MHz(SU) CHANNEL 2



802.11ax-20 MHz(SU) CHANNEL 6



802.11ax-20 MHz(SU) CHANNEL 9



802.11ax-20 MHz(SU) CHANNEL 10



802.11ax-20 MHz(SU) CHANNEL 11



802.11ax-40 MHz(SU) CHANNEL 3



802.11ax-40 MHz(SU) CHANNEL 4



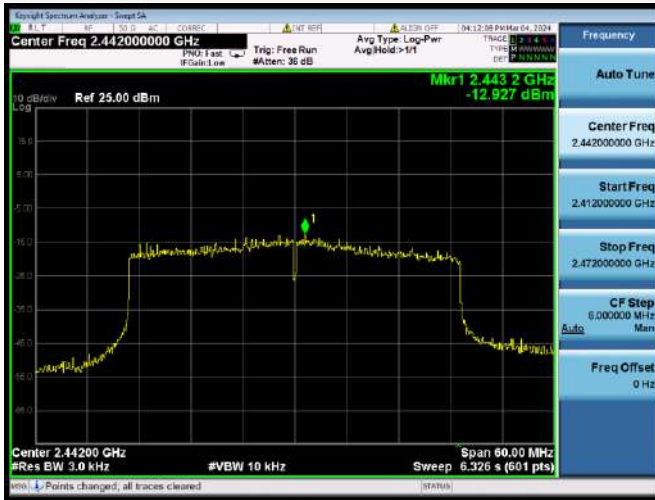
802.11ax-40 MHz(SU) CHANNEL 5



802.11ax-40 MHz(SU) CHANNEL 6



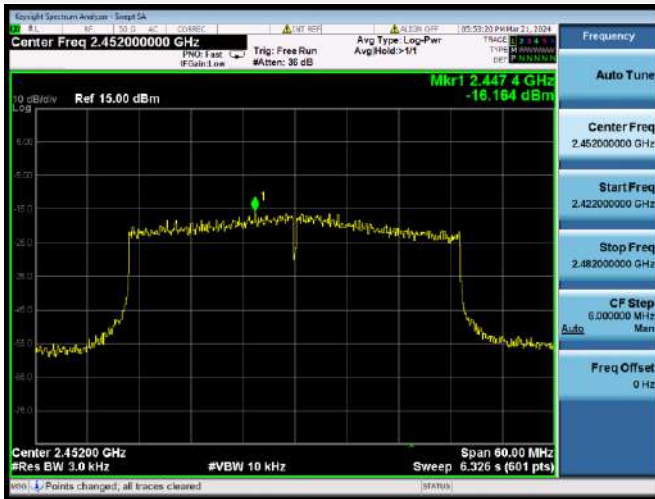
802.11ax-40 MHz(SU) CHANNEL 7



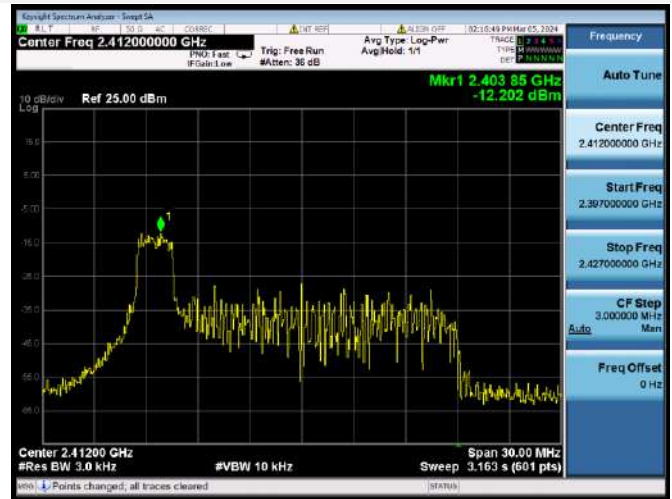
802.11ax-40 MHz(SU) CHANNEL 8



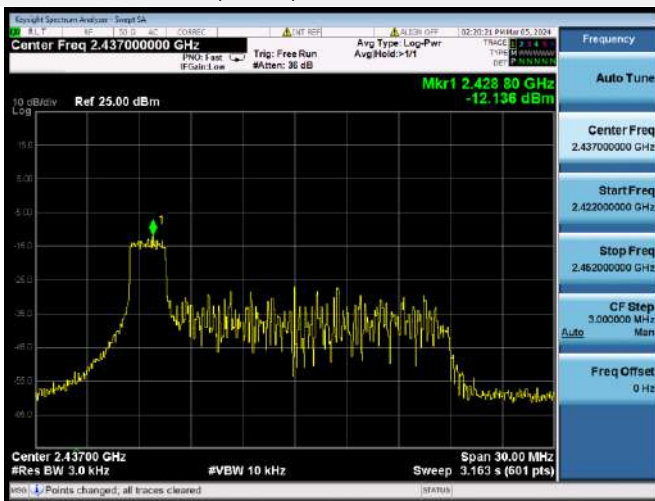
802.11ax-40 MHz(SU) CHANNEL 9



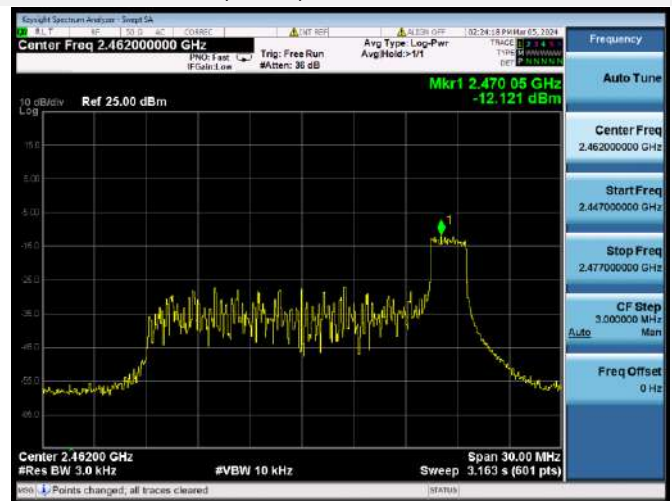
802.11ax-20 MHz(RU26) LOW CHANNEL



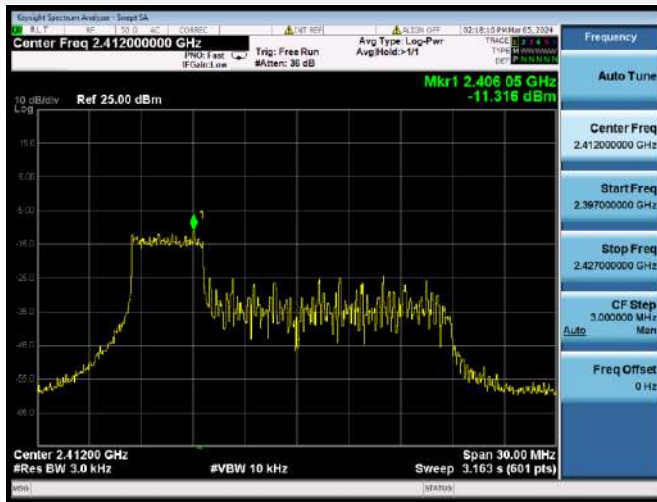
802.11ax-20 MHz(RU26) MIDDLE CHANNEL



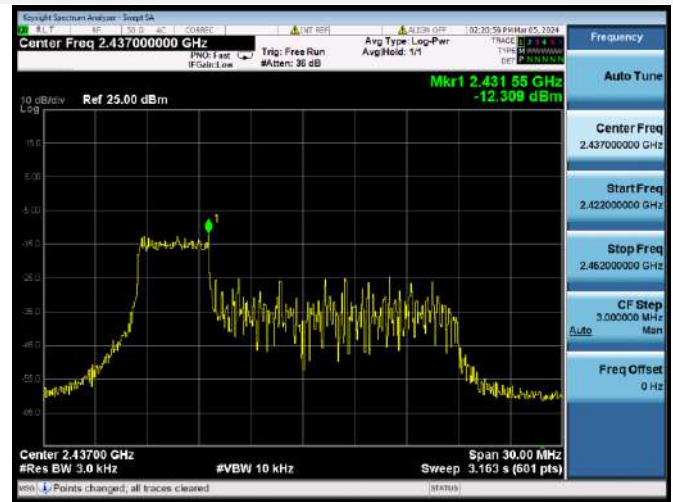
802.11ax-20 MHz(RU26) HIGH CHANNEL



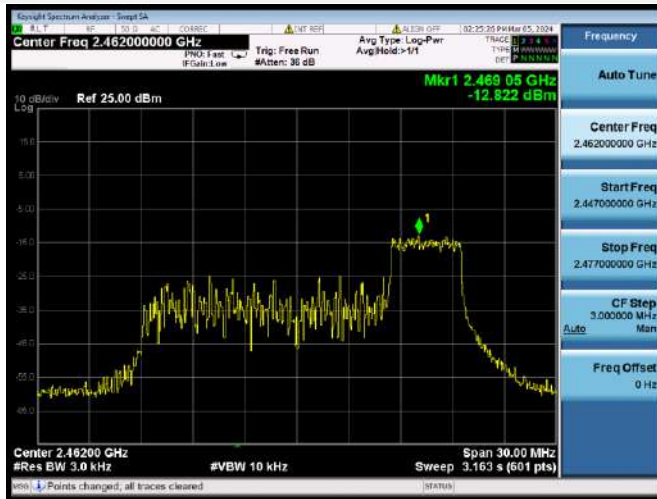
802.11ax-20 MHz(RU52) LOW CHANNEL



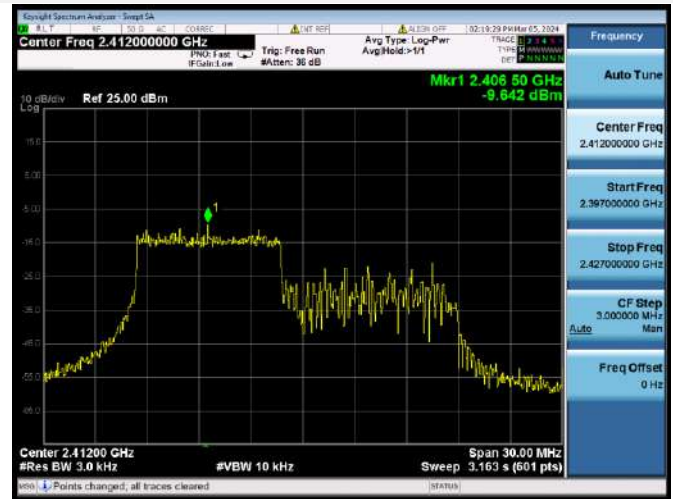
802.11ax-20 MHz(RU52) MIDDLE CHANNEL



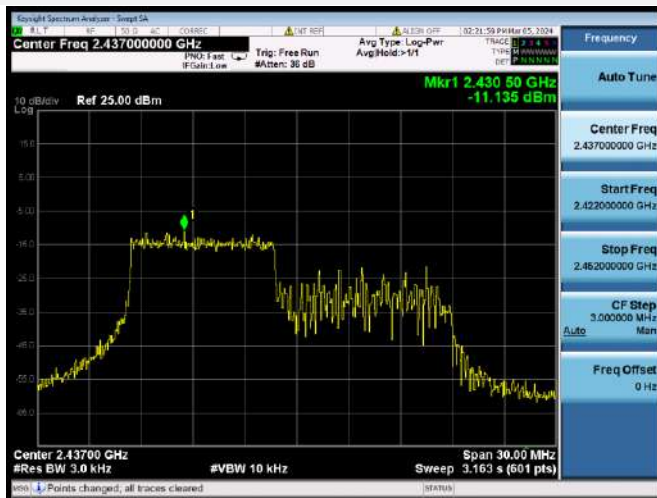
802.11ax-20 MHz(RU52) HIGH CHANNEL



802.11ax-20 MHz(RU106) LOW CHANNEL



802.11ax-20 MHz(RU106) MIDDLE CHANNEL



802.11ax-20 MHz(RU106) HIGH CHANNEL

