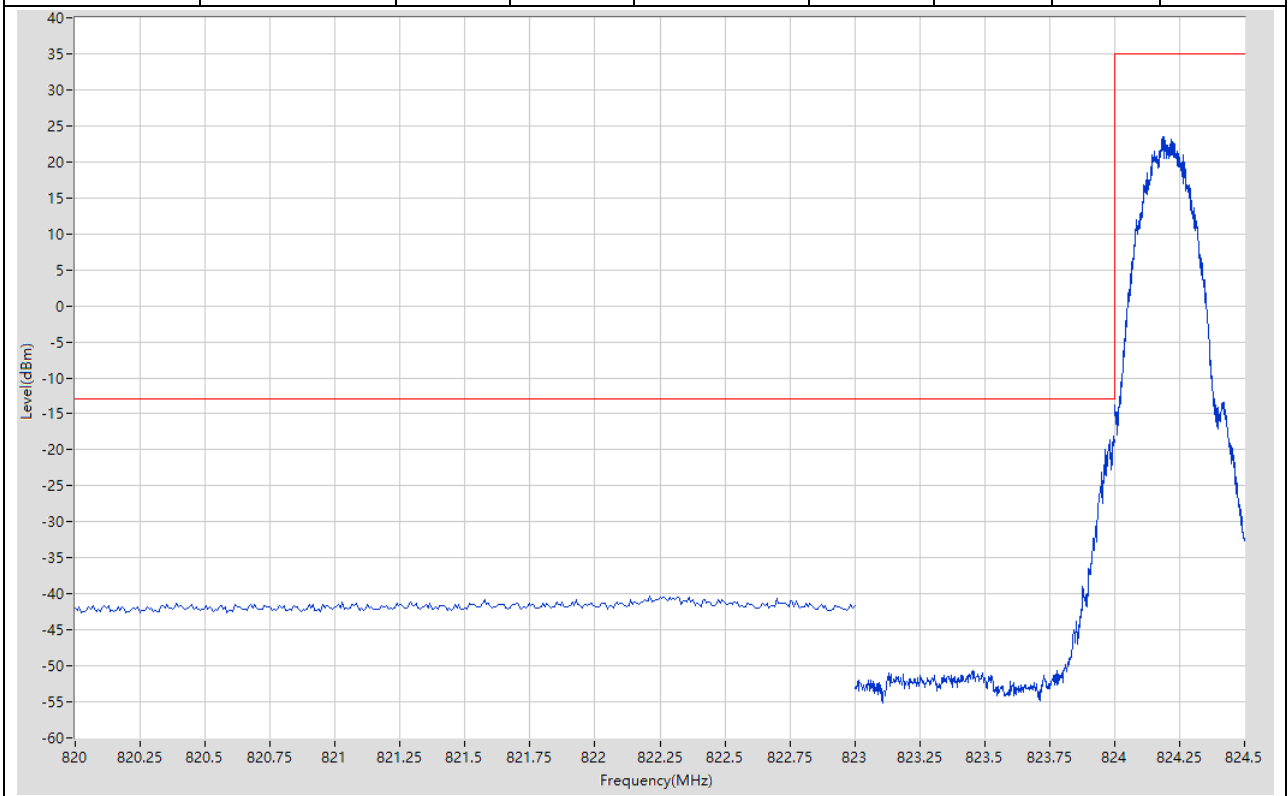


## **Annex A.6 Band Edge**

# 1. GSM\_GSM850

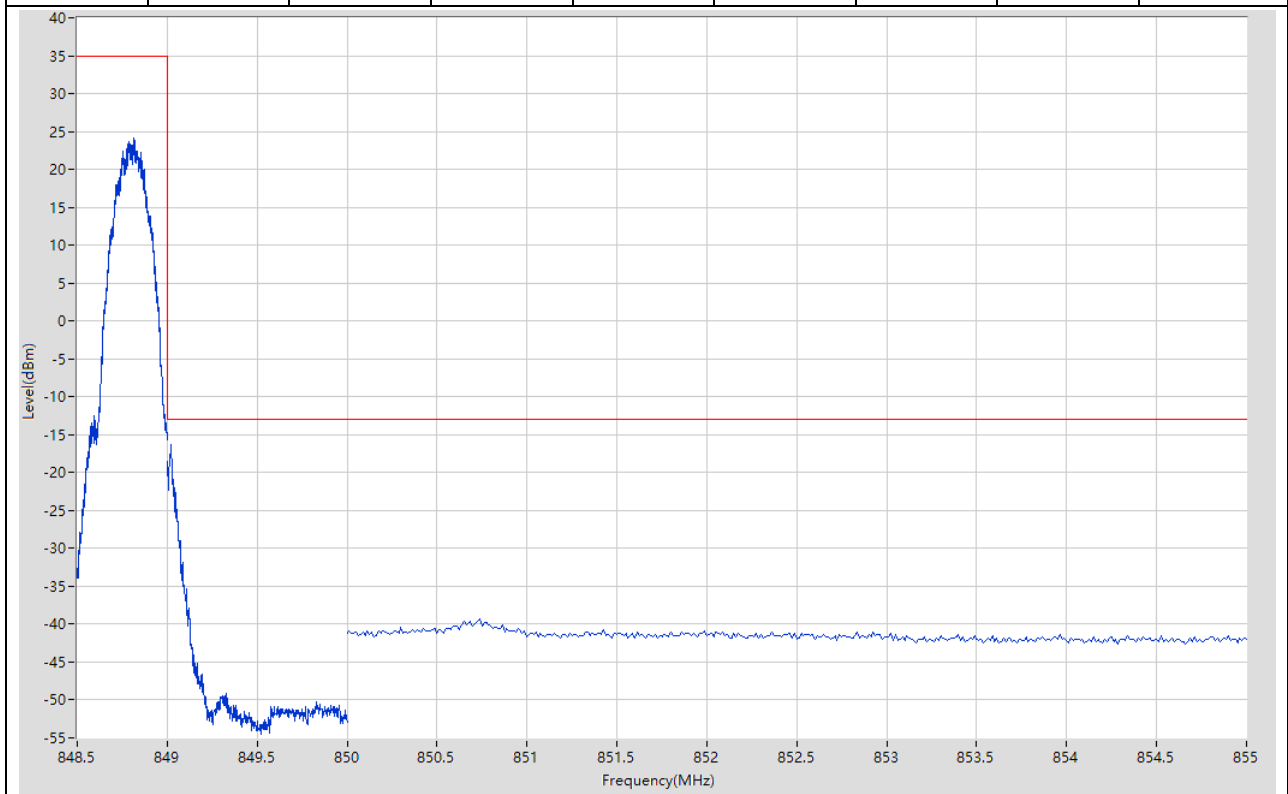
## 1.1. GSM Band Edge\_Part22-24(NTNV)(Channel:128)

Start Frequency (MHz)	Stop Frequency (MHz)	RBW (MHz)	Detector	Frequency (MHz)	Power (dBm)	Limit (dBm)	Verdict	Sweep Point
820	823	0.1	RMS	822.213	-40.31	-13	Pass	401
823	824	0.003	RMS	823.995	-18.1	-13	Pass	401
824	824.5	0.01	RMS	824.184	23.54	35	Pass	401



## 1.2. GSM Band Edge\_Part22-24(NTNV)(Channel:251)

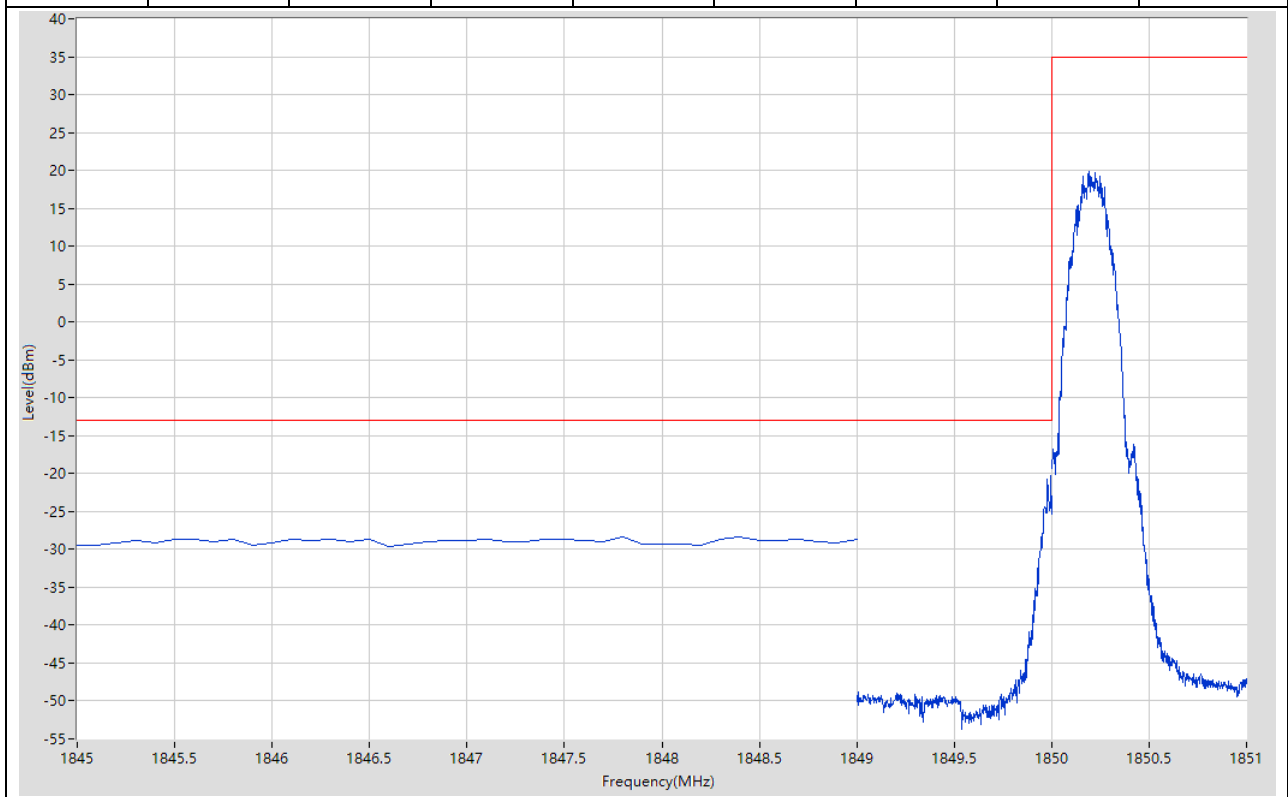
Start Frequency (MHz)	Stop Frequency (MHz)	RBW (MHz)	Detector	Frequency (MHz)	Power (dBm)	Limit (dBm)	Verdict	Sweep Point
848.5	849	0.01	RMS	848.815	24.11	35	Pass	401
849	850	0.003	RMS	849.02	-16.28	-13	Pass	401
850	855	0.1	RMS	850.738	-39.28	-13	Pass	401



## 2. GSM\_PCS

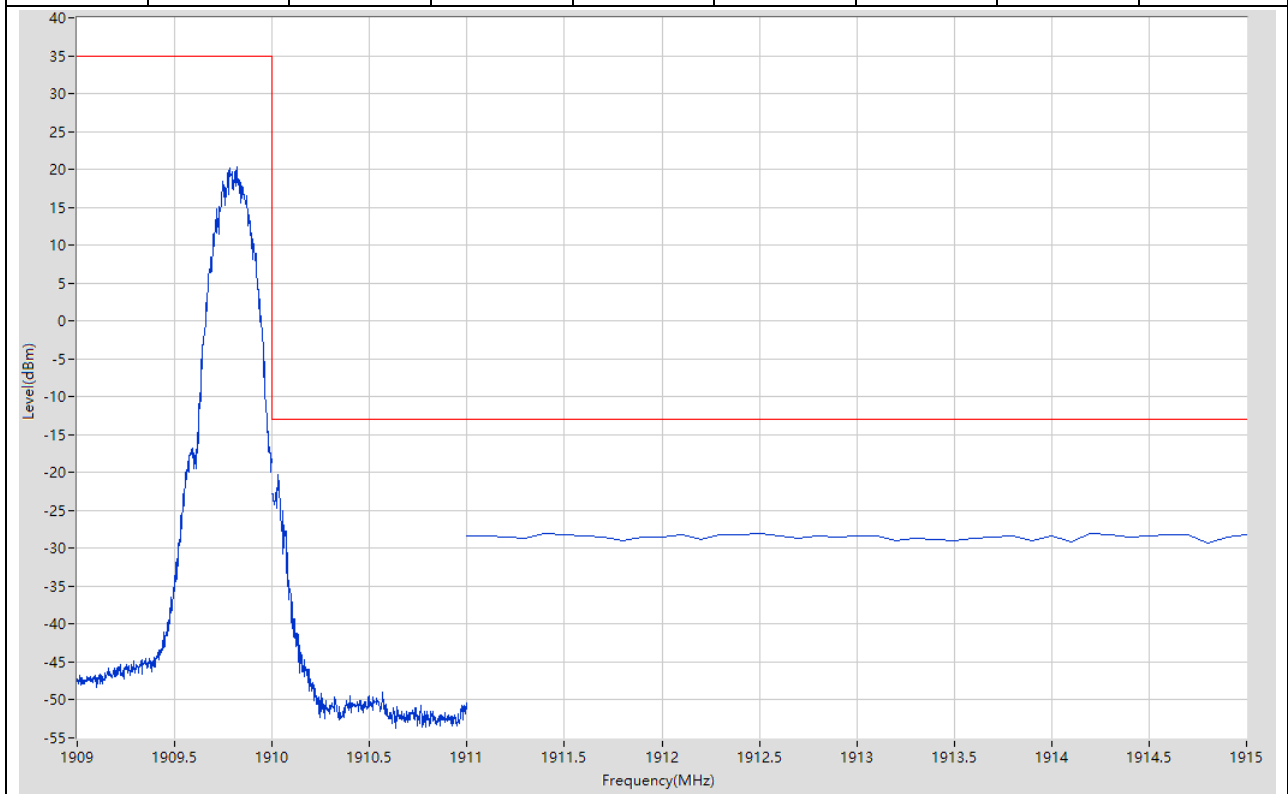
### 2.1. GSM Band Edge\_Part22-24(NTNV)(Channel:512)

Start Frequency (MHz)	Stop Frequency (MHz)	RBW (MHz)	Detector	Frequency (MHz)	Power (dBm)	Limit (dBm)	Verdict	Sweep Point
1845	1849	1	RMS	1847.8	-28.42	-13	Pass	41
1849	1850	0.003	RMS	1849.998	-20.28	-13	Pass	401
1850	1851	0.01	RMS	1850.19	19.92	35	Pass	401



## 2.2. GSM Band Edge\_Part22-24(NTNV)(Channel:810)

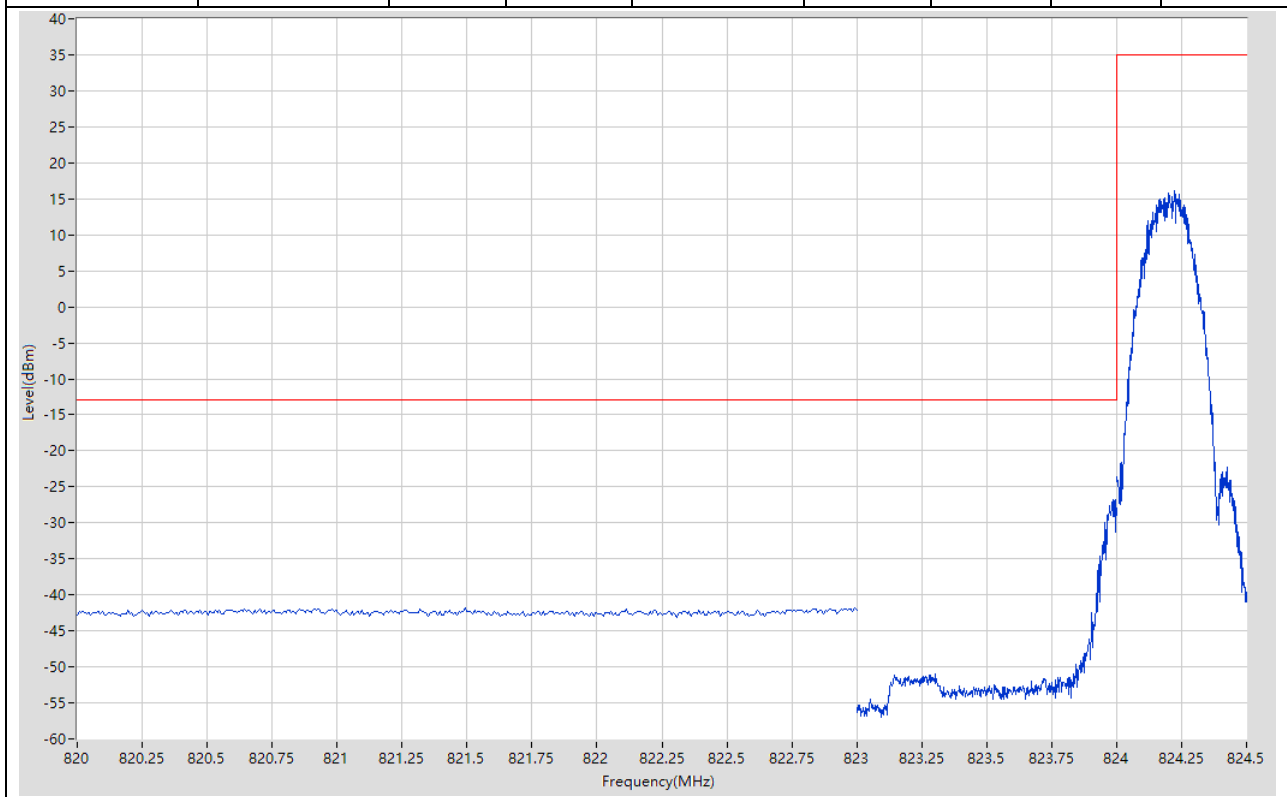
Start Frequency (MHz)	Stop Frequency (MHz)	RBW (MHz)	Detector	Frequency (MHz)	Power (dBm)	Limit (dBm)	Verdict	Sweep Point
1909	1910	0.01	RMS	1909.818	20.36	35	Pass	401
1910	1911	0.003	RMS	1910.028	-20.32	-13	Pass	401
1911	1915	1	RMS	1914.2	-28.04	-13	Pass	41



### 3. EGPRS\_GSM850

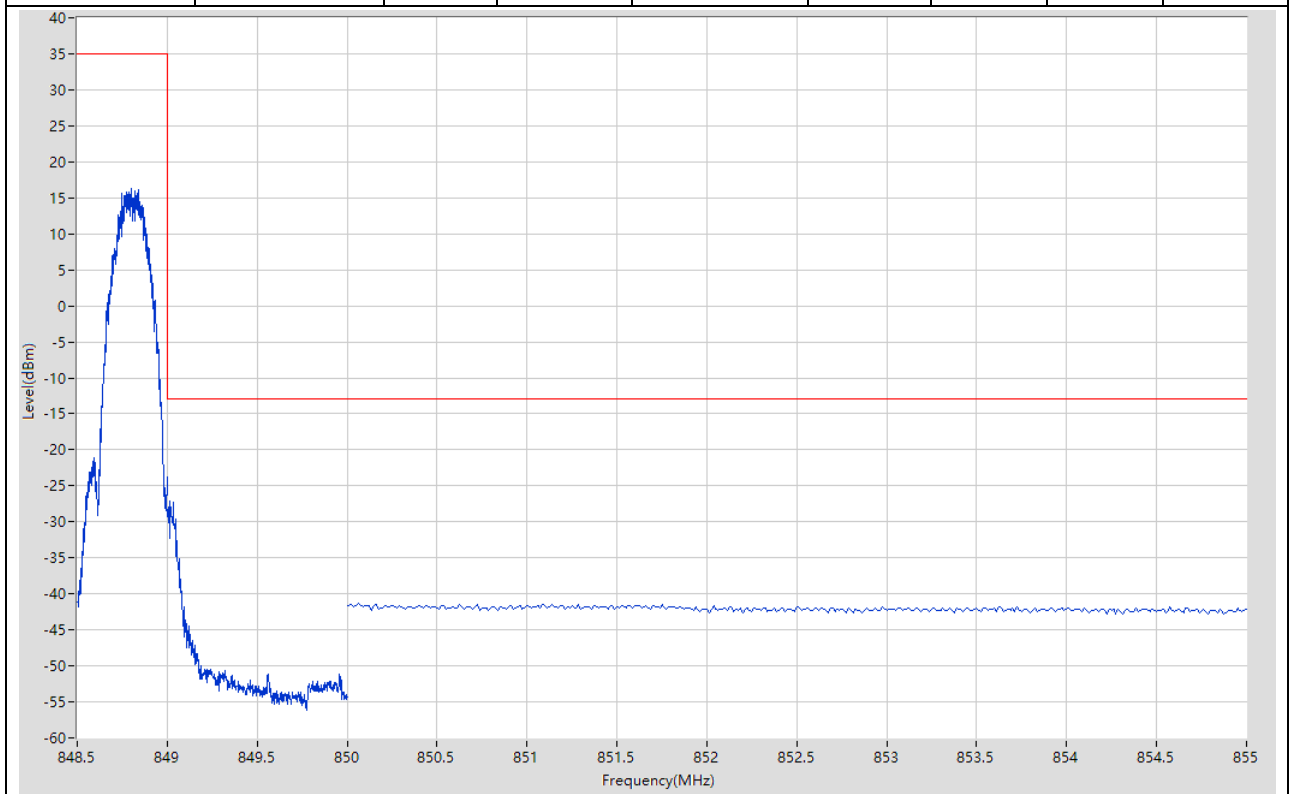
#### 3.1. EGPRS Band Edge\_Part22-24(NTNV)(Channel:128)

Start Frequency (MHz)	Stop Frequency (MHz)	RBW (MHz)	Detector	Frequency (MHz)	Power (dBm)	Limit (dBm)	Verdict	Sweep Point
820	823	0.1	RMS	822.993	-41.78	-13	Pass	401
823	824	0.003	RMS	823.998	-26.72	-13	Pass	401
824	824.5	0.01	RMS	824.224	16.14	35	Pass	401



### 3.2. EGPRS Band Edge\_Part22-24(NTNV)(Channel:251)

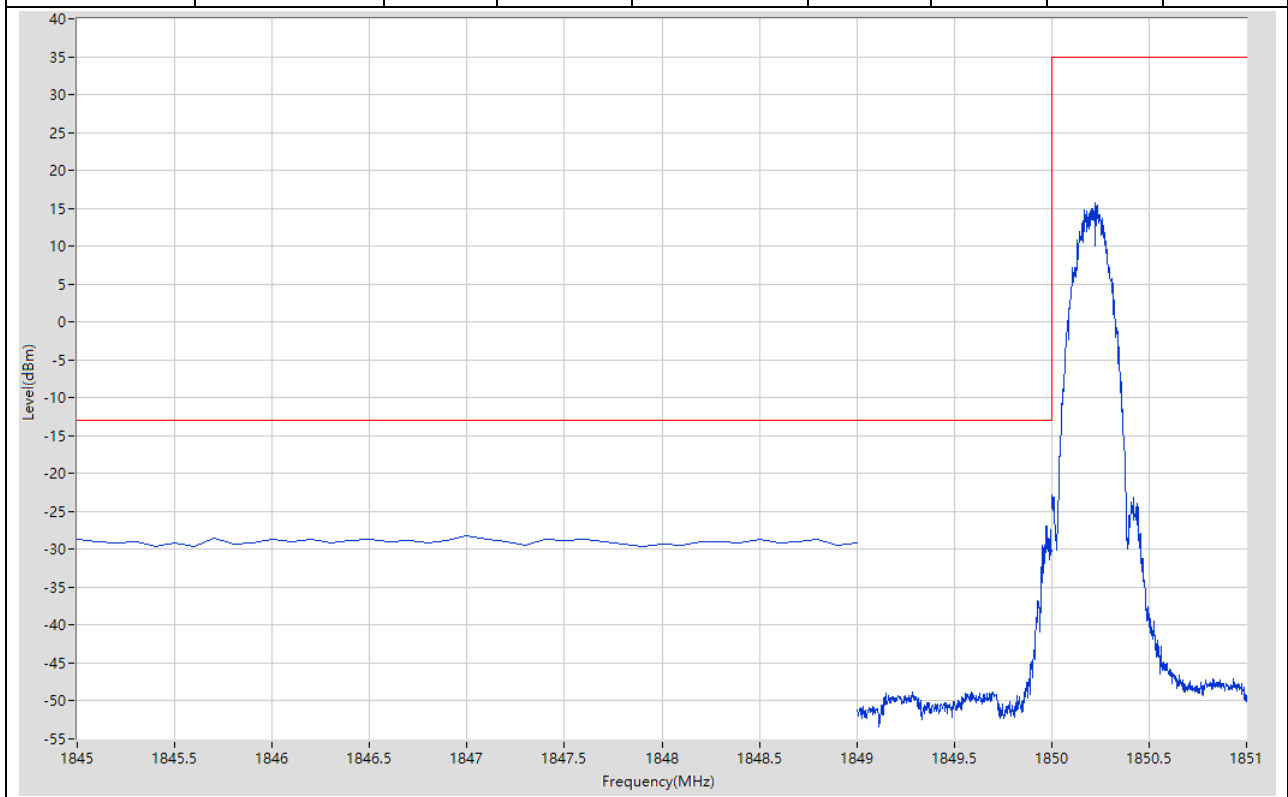
Start Frequency (MHz)	Stop Frequency (MHz)	RBW (MHz)	Detector	Frequency (MHz)	Power (dBm)	Limit (dBm)	Verdict	Sweep Point
848.5	849	0.01	RMS	848.803	16.27	35	Pass	401
849	850	0.003	RMS	849.018	-27.19	-13	Pass	401
850	855	0.1	RMS	850.063	-41.29	-13	Pass	401



## 4. EGPRS\_PCS

### 4.1. EGPRS Band Edge\_Part22-24(NTNV)(Channel:512)

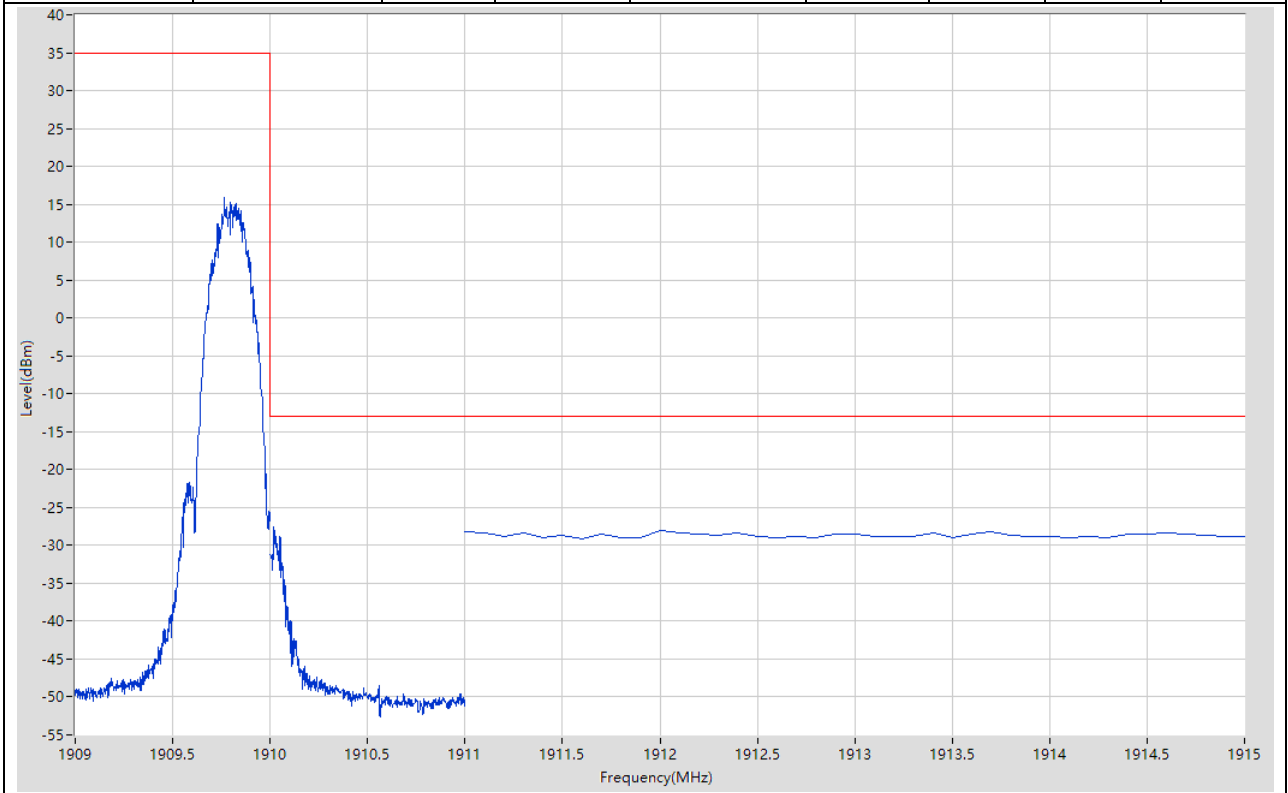
Start Frequency (MHz)	Stop Frequency (MHz)	RBW (MHz)	Detector	Frequency (MHz)	Power (dBm)	Limit (dBm)	Verdict	Sweep Point
1845	1849	1	RMS	1847	-28.26	-13	Pass	41
1849	1850	0.003	RMS	1849.978	-26.91	-13	Pass	401
1850	1851	0.01	RMS	1850.225	15.68	35	Pass	401





#### 4.2. EGPRS Band Edge\_Part22-24(NTNV)(Channel:810)

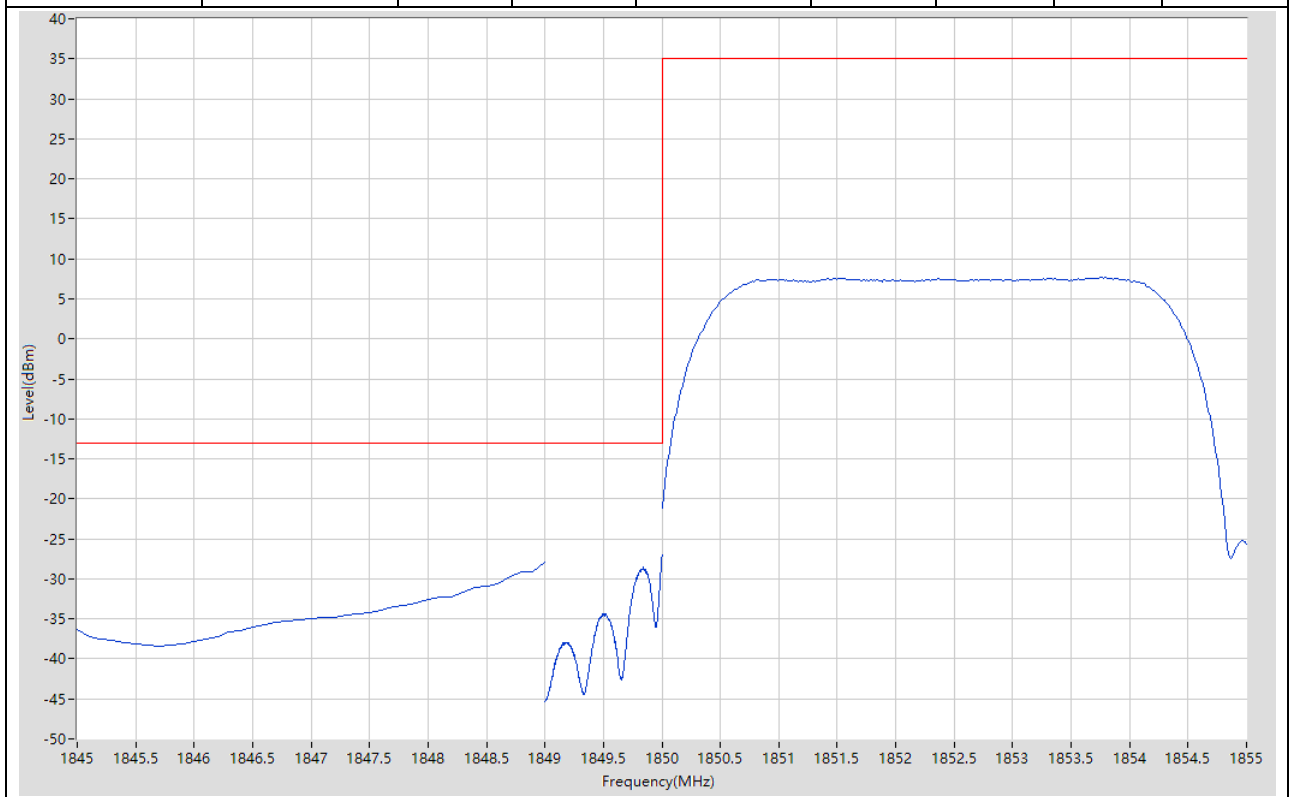
Start Frequency (MHz)	Stop Frequency (MHz)	RBW (MHz)	Detector	Frequency (MHz)	Power (dBm)	Limit (dBm)	Verdict	Sweep Point
1909	1910	0.01	RMS	1909.765	15.94	35	Pass	401
1910	1911	0.003	RMS	1910.018	-27.6	-13	Pass	401
1911	1915	1	RMS	1912	-28.06	-13	Pass	41



## 5. WCDMA\_Band2

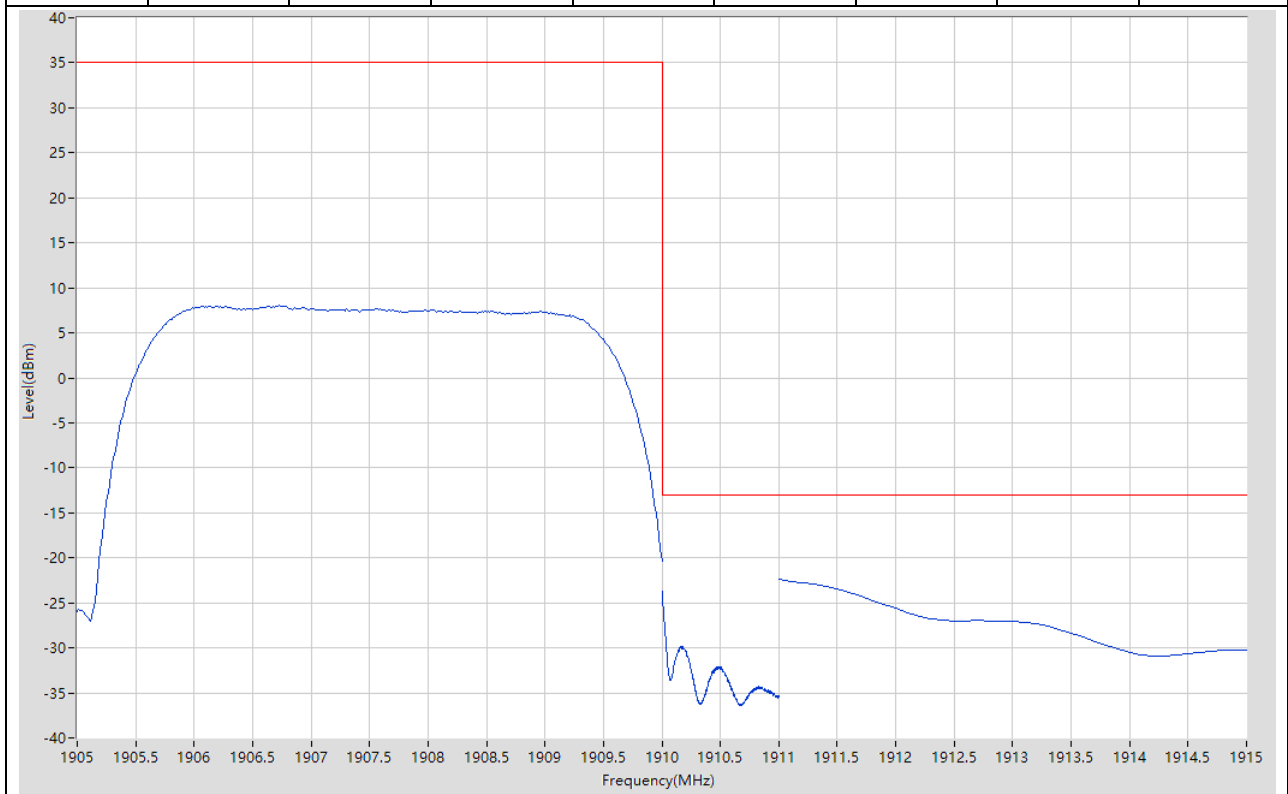
### 5.1. WCDMA Band Edge\_Part22-24-27(NTNV)(Channel:9262)

Start Frequency (MHz)	Stop Frequency (MHz)	RBW (MHz)	Detect or	Frequency (MHz)	Power (dBm)	Limit (dBm)	Verdict	Sweep Point
1845	1849	1	RMS	1849	-27.87	-13	Pass	41
1849	1850	0.051	RMS	1850	-27.06	-13	Pass	401
1850	1855	0.1	RMS	1853.788	7.69	35	Pass	401



## 5.2. WCDMA Band Edge\_Part22-24-27(NTNV)(Channel:9538)

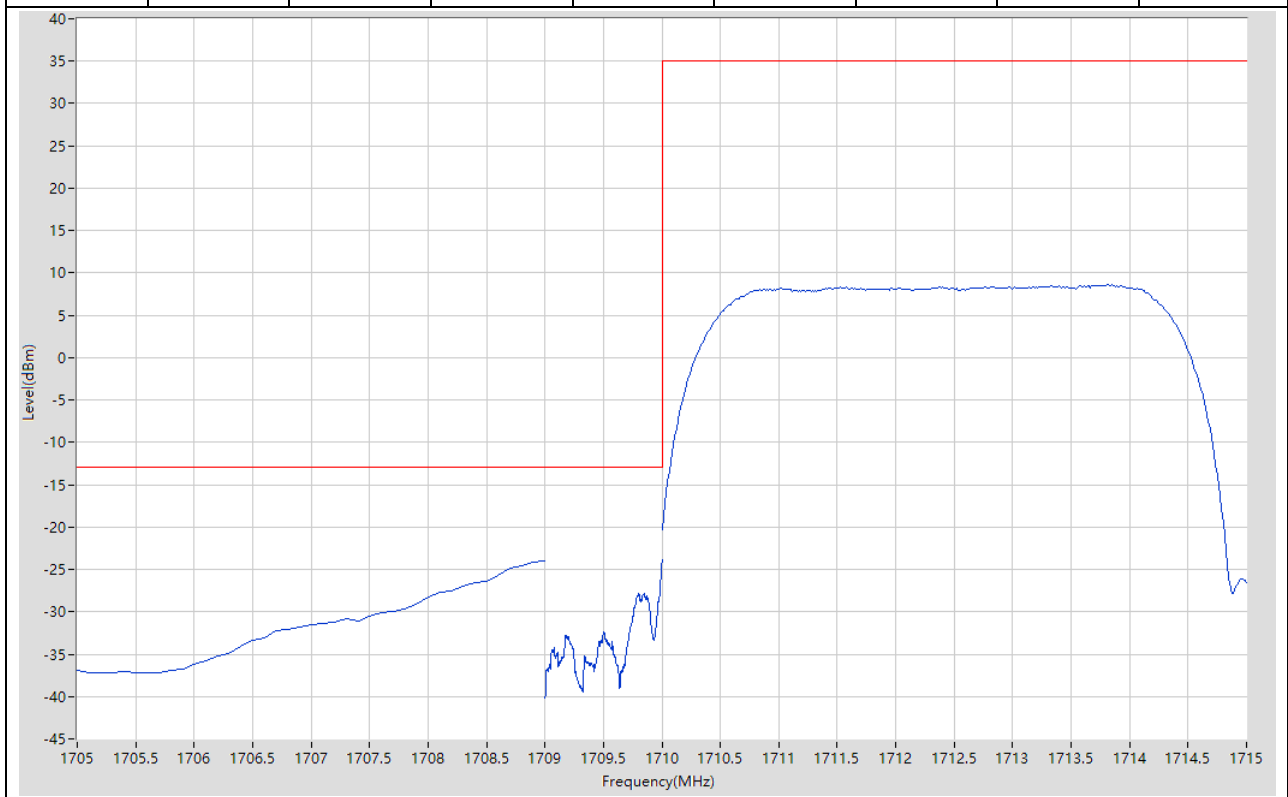
Start Frequency (MHz)	Stop Frequency (MHz)	RBW (MHz)	Detector	Frequency (MHz)	Power (dBm)	Limit (dBm)	Verdict	Sweep Point
1905	1910	0.1	RMS	1906.725	8.09	35	Pass	401
1910	1911	0.051	RMS	1910	-23.74	-13	Pass	401
1911	1915	1	RMS	1911	-22.32	-13	Pass	41



## 6. WCDMA\_Band4

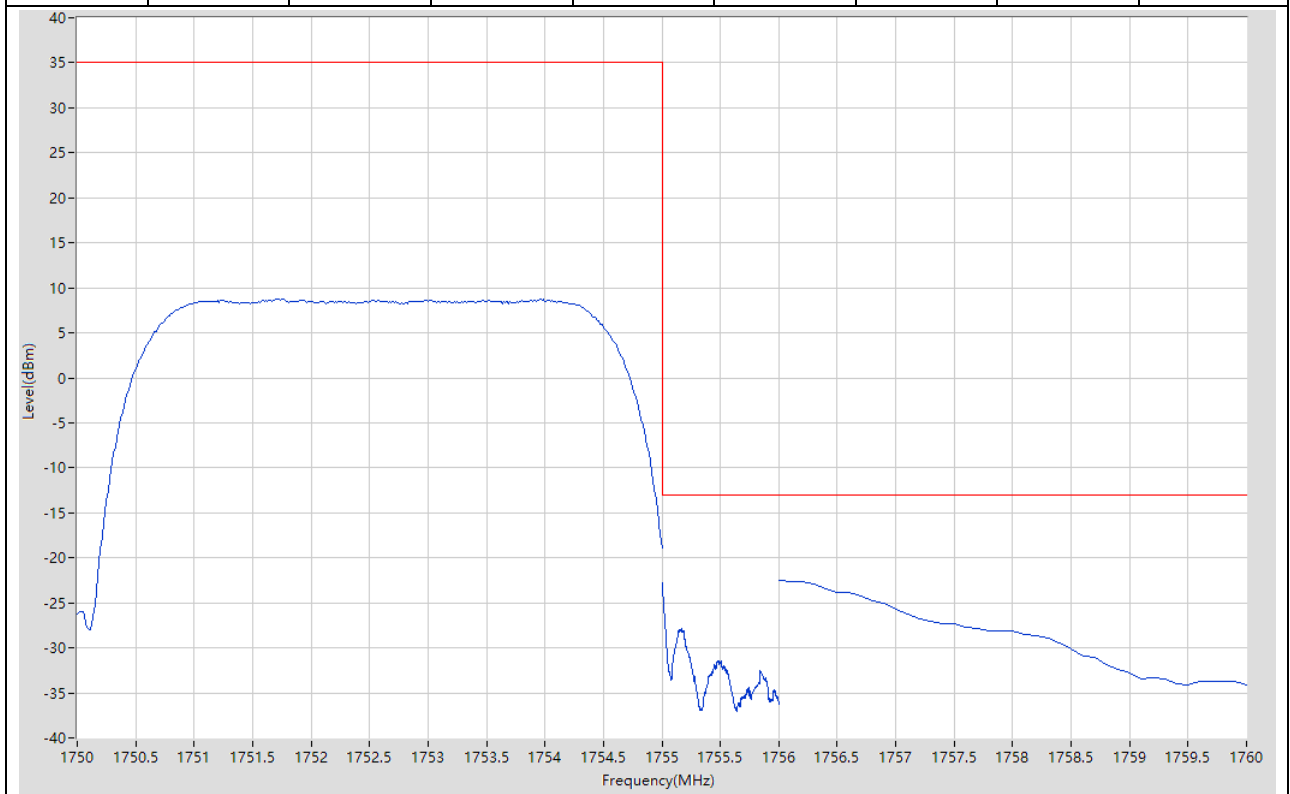
### 6.1. WCDMA Band Edge\_Part22-24-27(NTNV)(Channel:1312)

Start Frequency (MHz)	Stop Frequency (MHz)	RBW (MHz)	Detector	Frequency (MHz)	Power (dBm)	Limit (dBm)	Verdict	Sweep Point
1705	1709	1	RMS	1709	-23.97	-13	Pass	41
1709	1710	0.051	RMS	1710	-23.89	-13	Pass	401
1710	1715	0.1	RMS	1713.813	8.64	35	Pass	401



## 6.2. WCDMA Band Edge\_Part22-24-27(NTNV)(Channel:1513)

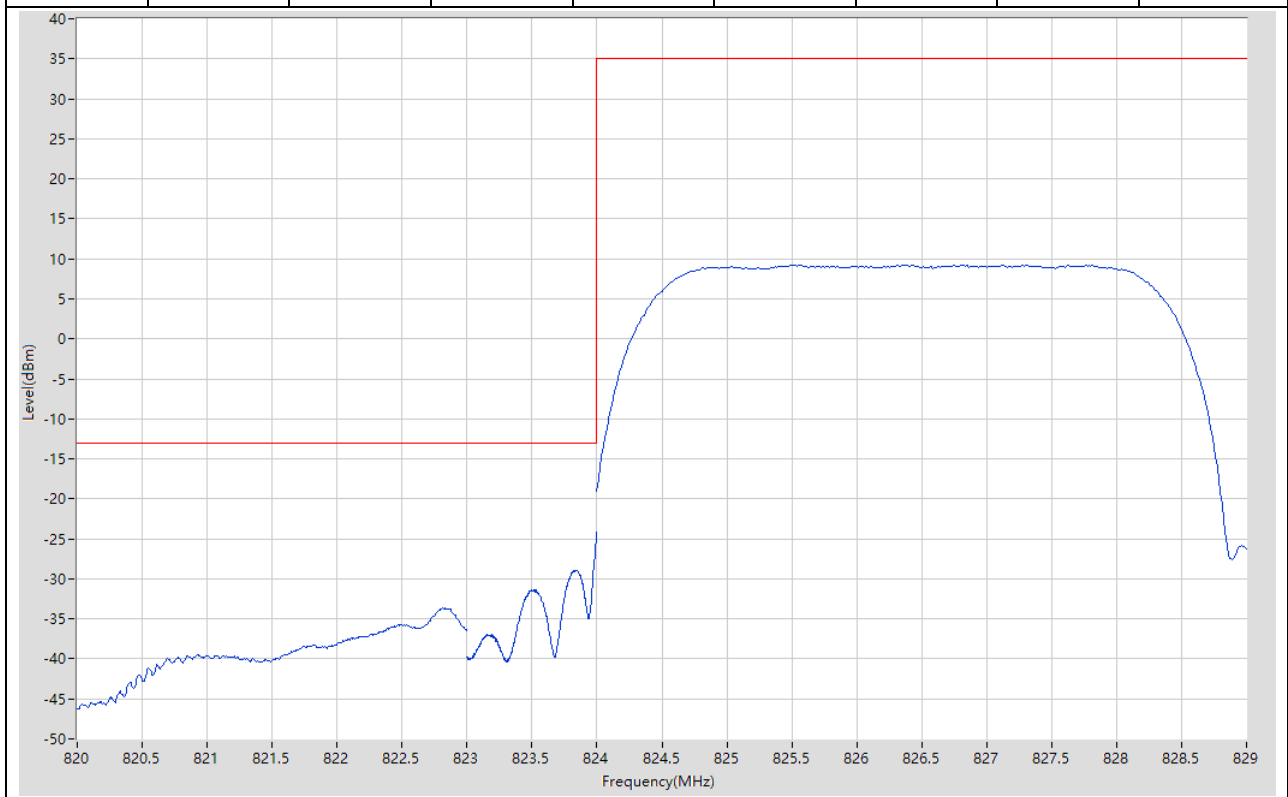
Start Frequency (MHz)	Stop Frequency (MHz)	RBW (MHz)	Detector	Frequency (MHz)	Power (dBm)	Limit (dBm)	Verdict	Sweep Point
1750	1755	0.1	RMS	1751.75	8.8	35	Pass	401
1755	1756	0.051	RMS	1755	-22.81	-13	Pass	401
1756	1760	1	RMS	1756	-22.54	-13	Pass	41



## 7. WCDMA\_Band5

### 7.1. WCDMA Band Edge\_Part22-24-27(NTNV)(Channel:4132)

Start Frequency (MHz)	Stop Frequency (MHz)	RBW (MHz)	Detector	Frequency (MHz)	Power (dBm)	Limit (dBm)	Verdict	Sweep Point
820	823	0.1	RMS	822.828	-33.61	-13	Pass	401
823	824	0.051	RMS	824	-24.22	-13	Pass	401
824	829	0.1	RMS	827.313	9.27	35	Pass	401



## 7.2. WCDMA Band Edge\_Part22-24-27(NTNV)(Channel:4233)

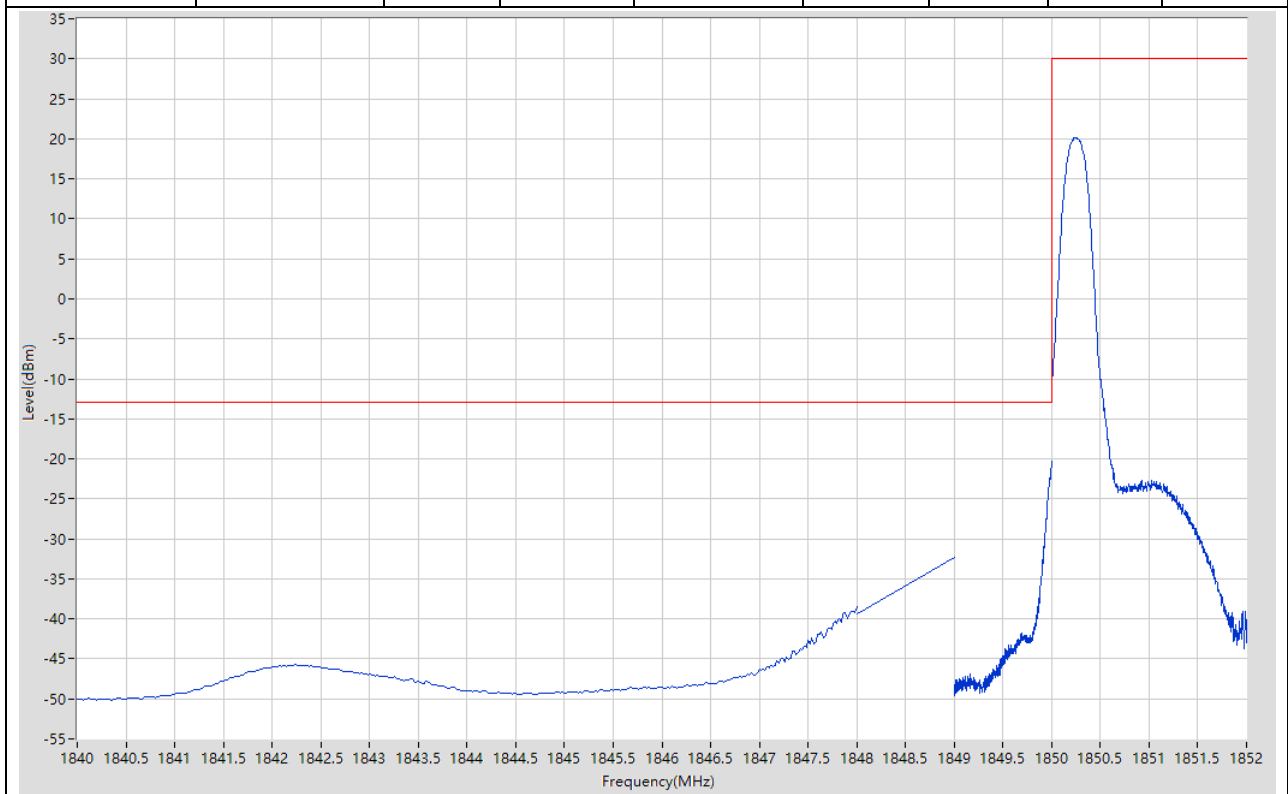
Start Frequency (MHz)	Stop Frequency (MHz)	RBW (MHz)	Detector	Frequency (MHz)	Power (dBm)	Limit (dBm)	Verdict	Sweep Point
844	849	0.1	RMS	845.713	9.43	35	Pass	401
849	850	0.051	RMS	849	-25.04	-13	Pass	401
850	855	0.1	RMS	850.175	-35.47	-13	Pass	401



## 8. LTE\_Band2

### 8.1. LTE Band Edge\_Part22-24-27(NTNV)(Subtest:1, Channel:18607, Bandwidth:1.4, Modulation:QPSK, RB Number: 1, RB Position:LOW)

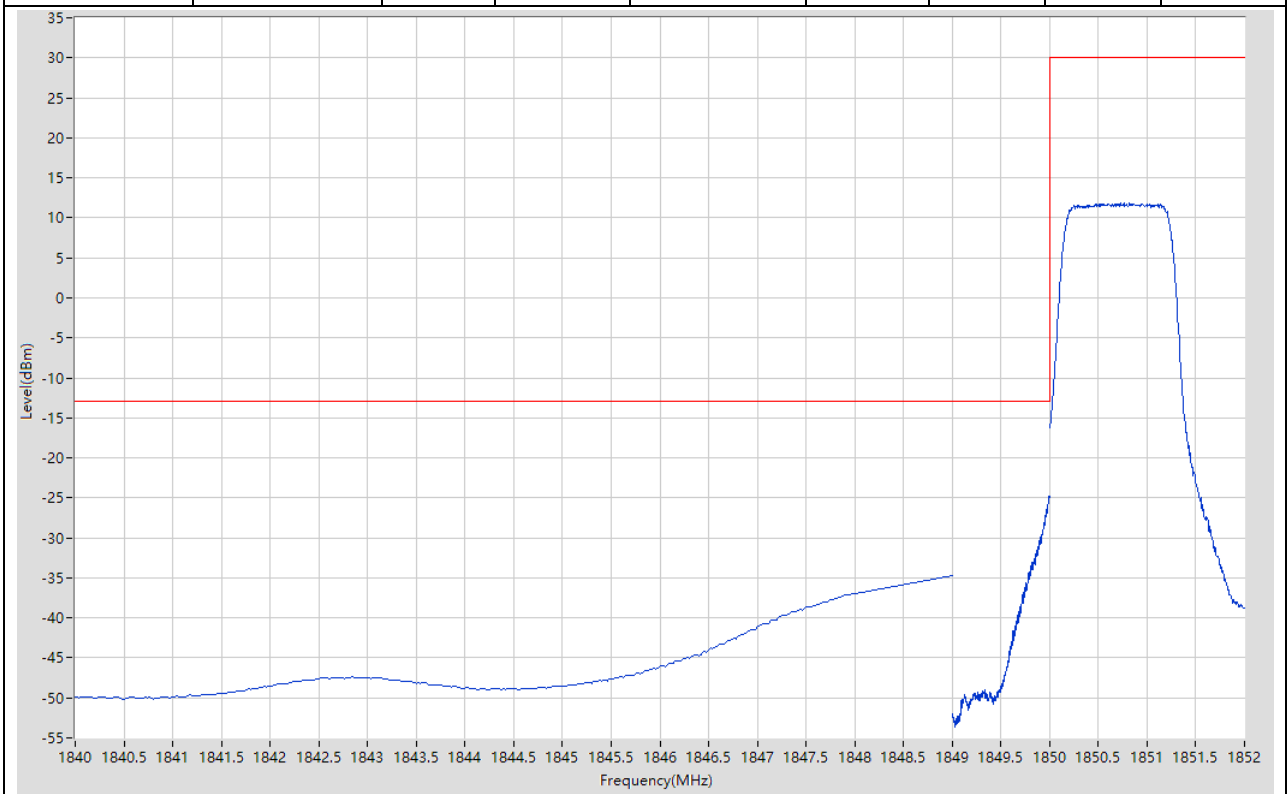
Start Frequency (MHz)	Stop Frequency (MHz)	RBW (MHz)	Detector	Frequency (MHz)	Power (dBm)	Limit (dBm)	Verdict	Sweep Point
1840	1848	1	RMS	1848	-38.5	-13	Pass	401
1848	1849	1	RMS	1849	-32.38	-13	Pass	2
1849	1850	0.02	RMS	1850	-20.28	-13	Pass	401
1850	1852	0.1	RMS	1850.235	20.19	30	Pass	401





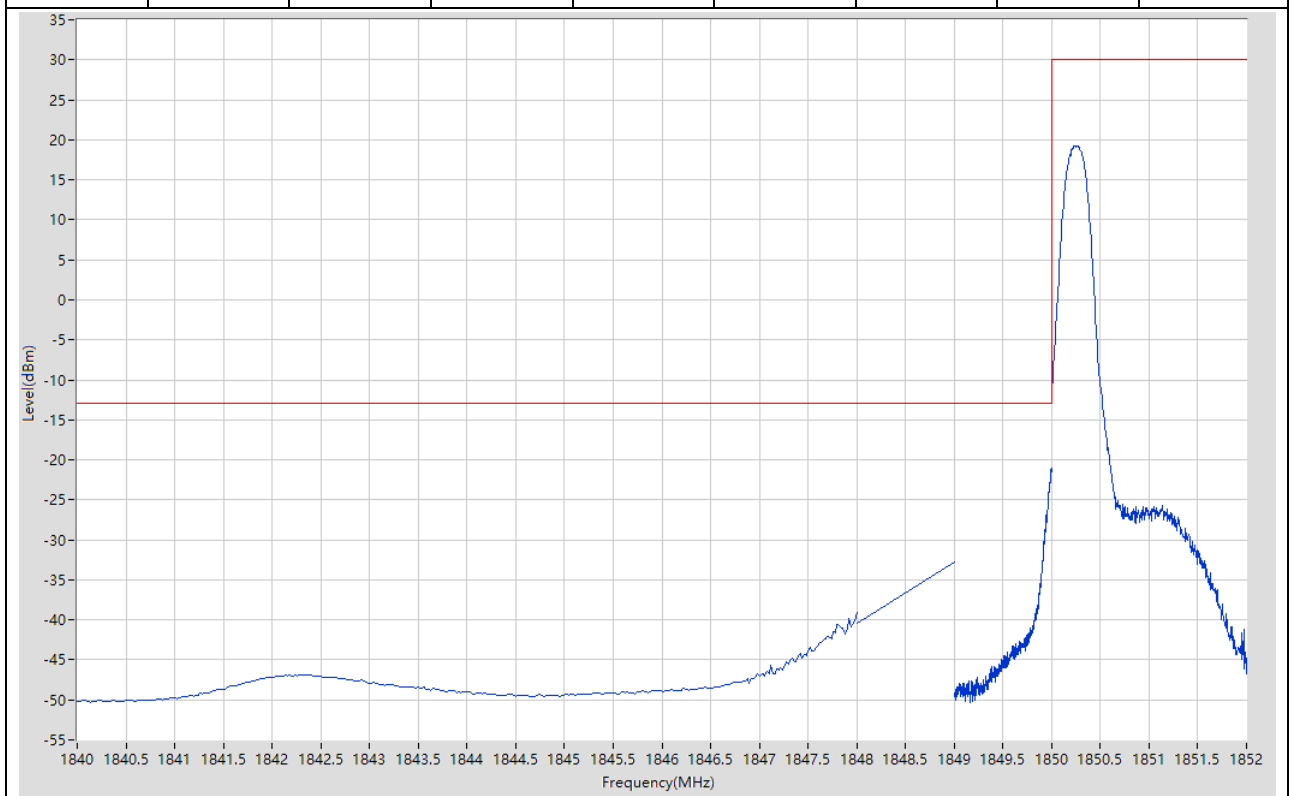
**8.2. LTE Band Edge\_Part22-24-27(NTNV)(Subtest:2, Channel:18607, Bandwidth:1.4, Modulation:QPSK, RB Number: 6, RB Position:LOW)**

Start Frequency (MHz)	Stop Frequency (MHz)	RBW (MHz)	Detector	Frequency (MHz)	Power (dBm)	Limit (dBm)	Verdict	Sweep Point
1840	1848	1	RMS	1847.98	-36.94	-13	Pass	401
1848	1849	1	RMS	1849	-34.74	-13	Pass	2
1849	1850	0.02	RMS	1850	-24.84	-13	Pass	401
1850	1852	0.1	RMS	1850.725	11.88	30	Pass	401



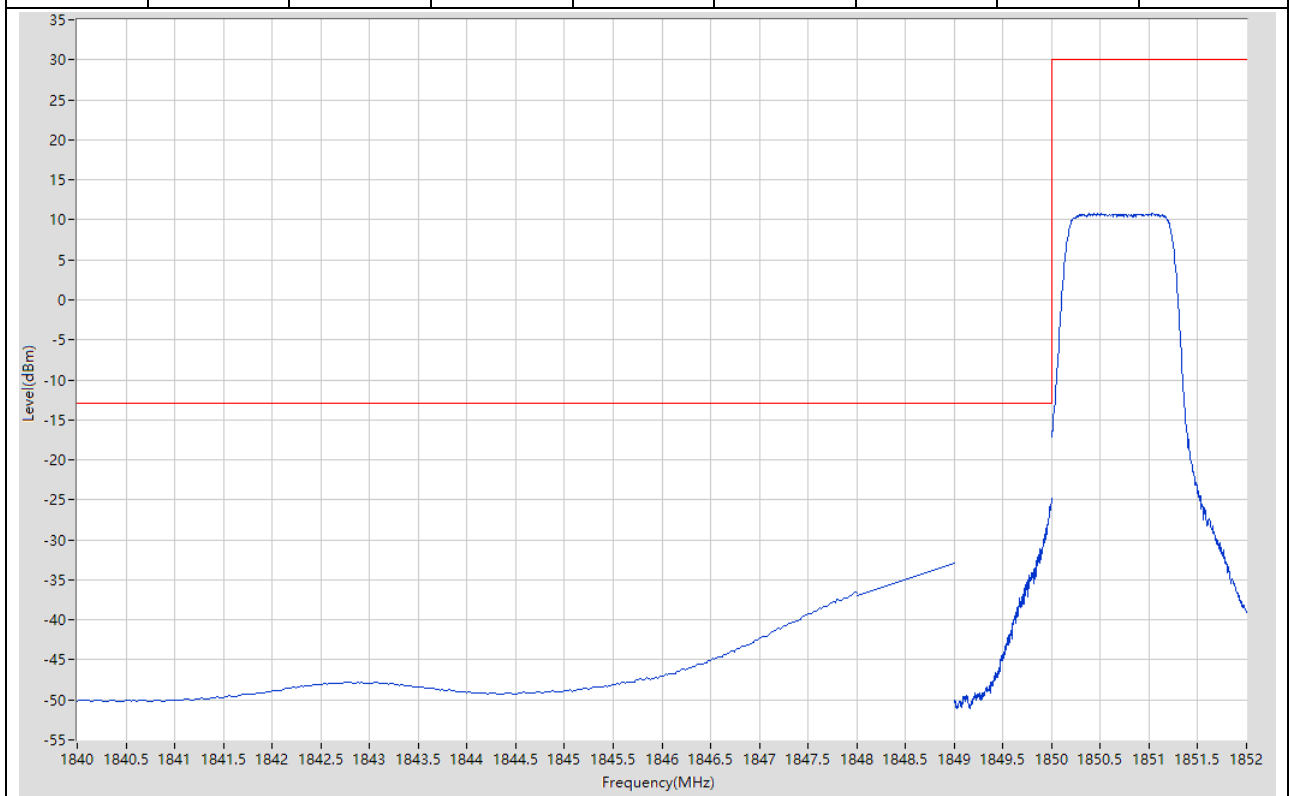
**8.3. LTE Band Edge\_Part22-24-27(NTNV)(Subtest:3, Channel:18607, Bandwidth:1.4, Modulation:Q16, RB Number: 1, RB Position:LOW)**

Start Frequency (MHz)	Stop Frequency (MHz)	RBW (MHz)	Detector	Frequency (MHz)	Power (dBm)	Limit (dBm)	Verdict	Sweep Point
1840	1848	1	RMS	1848	-39.03	-13	Pass	401
1848	1849	1	RMS	1849	-32.79	-13	Pass	2
1849	1850	0.02	RMS	1849.998	-21.03	-13	Pass	401
1850	1852	0.1	RMS	1850.23	19.22	30	Pass	401



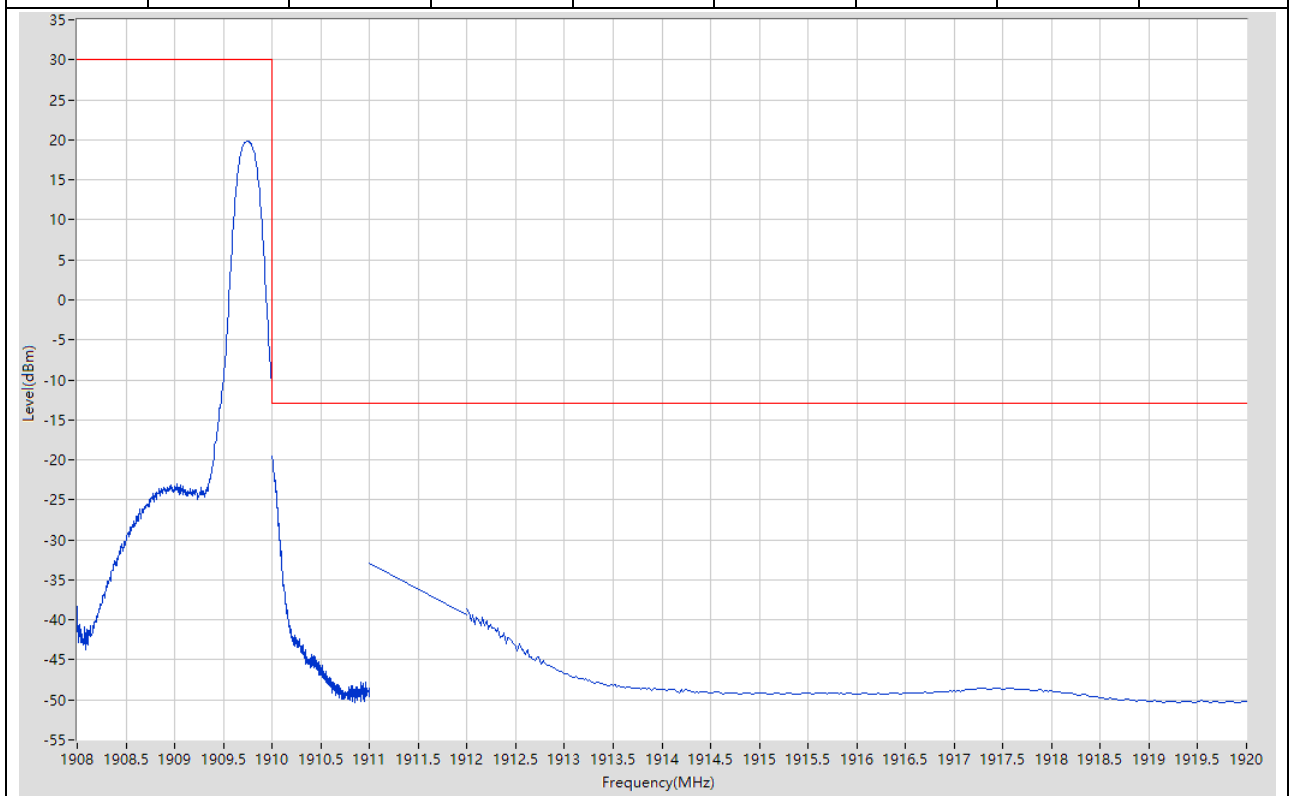
**8.4. LTE Band Edge\_Part22-24-27(NTNV)(Subtest:4, Channel:18607, Bandwidth:1.4, Modulation:Q16, RB Number: 6, RB Position:LOW)**

Start Frequency (MHz)	Stop Frequency (MHz)	RBW (MHz)	Detector	Frequency (MHz)	Power (dBm)	Limit (dBm)	Verdict	Sweep Point
1840	1848	1	RMS	1847.98	-36.52	-13	Pass	401
1848	1849	1	RMS	1849	-32.99	-13	Pass	2
1849	1850	0.02	RMS	1850	-24.73	-13	Pass	401
1850	1852	0.1	RMS	1851.04	10.88	30	Pass	401



**8.5. LTE Band Edge\_Part22-24-27(NTNV)(Subtest:5, Channel:19193, Bandwidth:1.4, Modulation:QPSK, RB Number: 1, RB Position:HIGH)**

Start Frequency (MHz)	Stop Frequency (MHz)	RBW (MHz)	Detector	Frequency (MHz)	Power (dBm)	Limit (dBm)	Verdict	Sweep Point
1908	1910	0.1	RMS	1909.76	19.83	30	Pass	401
1910	1911	0.02	RMS	1910	-19.53	-13	Pass	401
1911	1912	1	RMS	1911	-32.96	-13	Pass	2
1912	1920	1	RMS	1912	-38.57	-13	Pass	401



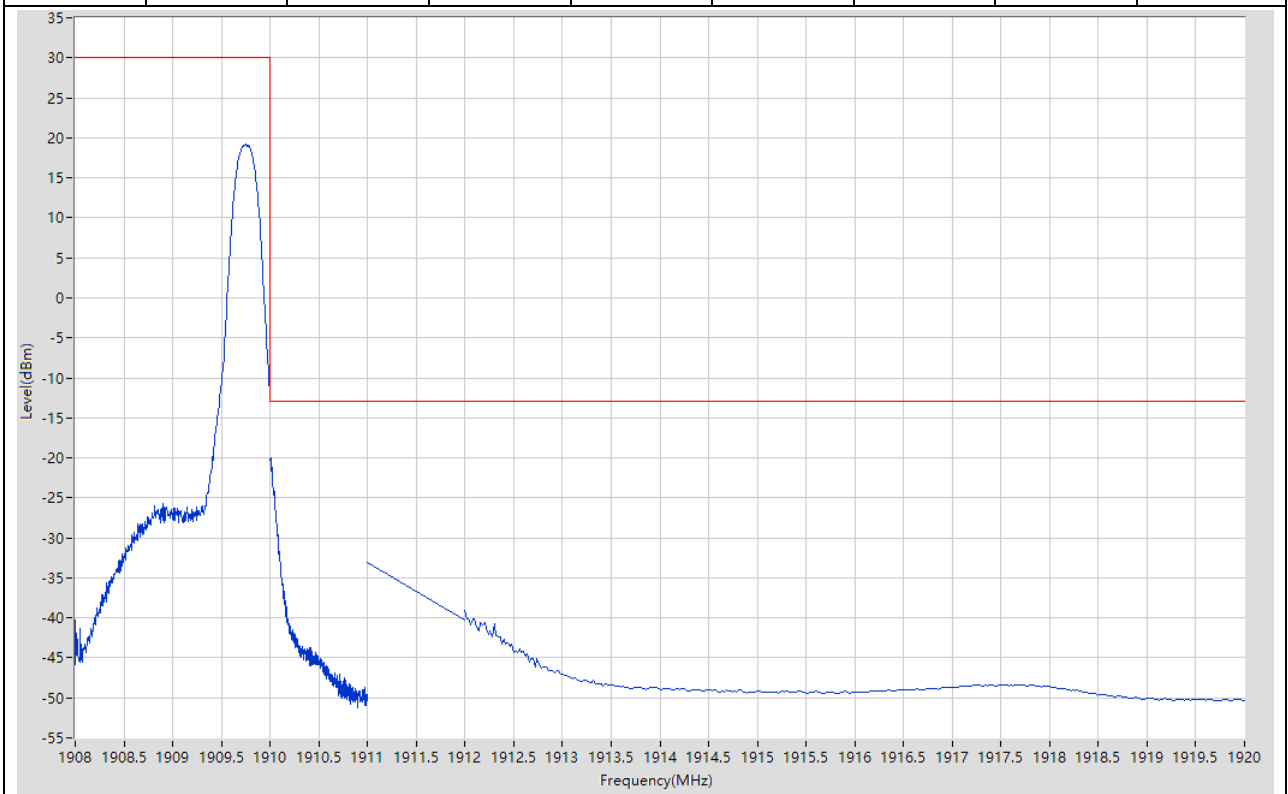
**8.6. LTE Band Edge\_Part22-24-27(NTNV)(Subtest:6, Channel:19193, Bandwidth:1.4, Modulation:QPSK, RB Number: 6, RB Position:HIGH)**

Start Frequency (MHz)	Stop Frequency (MHz)	RBW (MHz)	Detector	Frequency (MHz)	Power (dBm)	Limit (dBm)	Verdict	Sweep Point
1908	1910	0.1	RMS	1909.15	11.8	30	Pass	401
1910	1911	0.02	RMS	1910.003	-22.99	-13	Pass	401
1911	1912	1	RMS	1911	-26.49	-13	Pass	2
1912	1920	1	RMS	1912	-38.53	-13	Pass	401



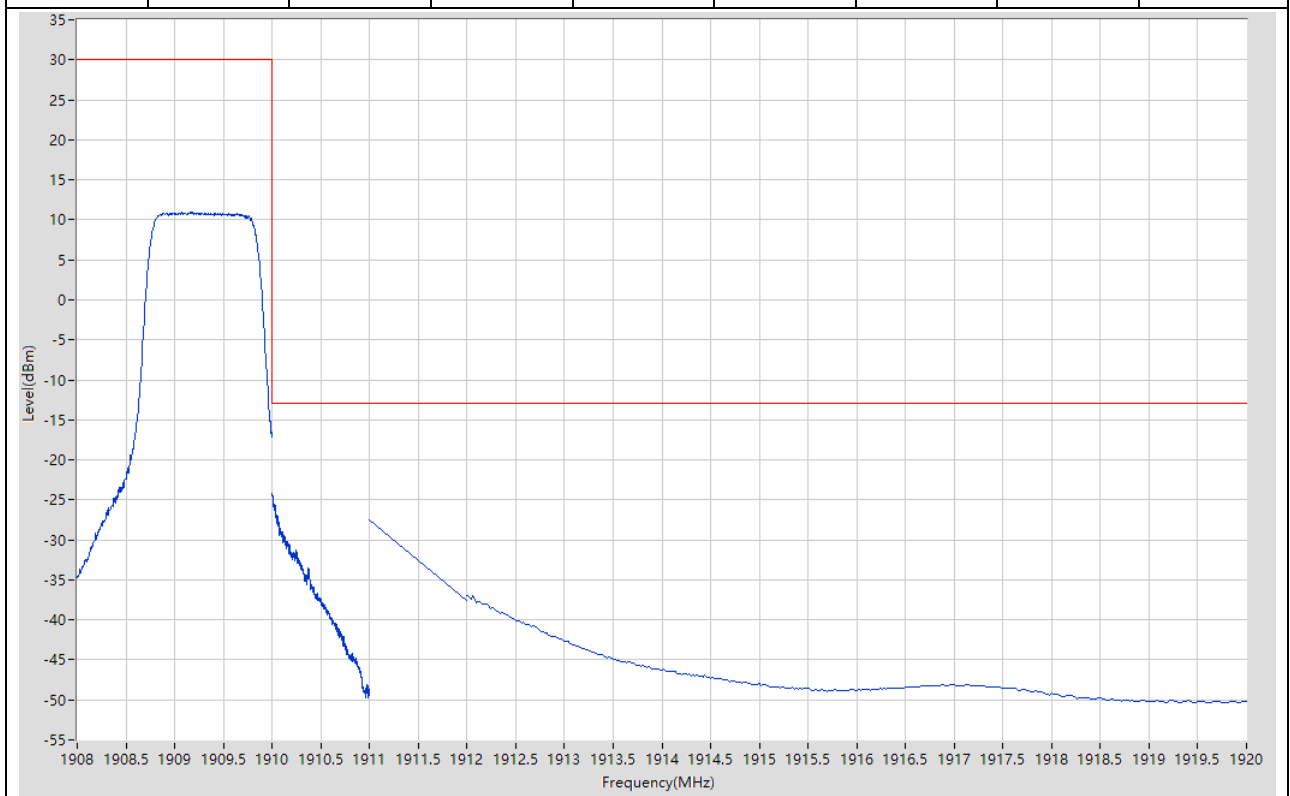
**8.7. LTE Band Edge\_Part22-24-27(NTNV)(Subtest:7, Channel:19193, Bandwidth:1.4, Modulation:Q16, RB Number: 1, RB Position:HIGH)**

Start Frequency (MHz)	Stop Frequency (MHz)	RBW (MHz)	Detector	Frequency (MHz)	Power (dBm)	Limit (dBm)	Verdict	Sweep Point
1908	1910	0.1	RMS	1909.755	19.17	30	Pass	401
1910	1911	0.02	RMS	1910.005	-20.06	-13	Pass	401
1911	1912	1	RMS	1911	-33.06	-13	Pass	2
1912	1920	1	RMS	1912	-39.12	-13	Pass	401



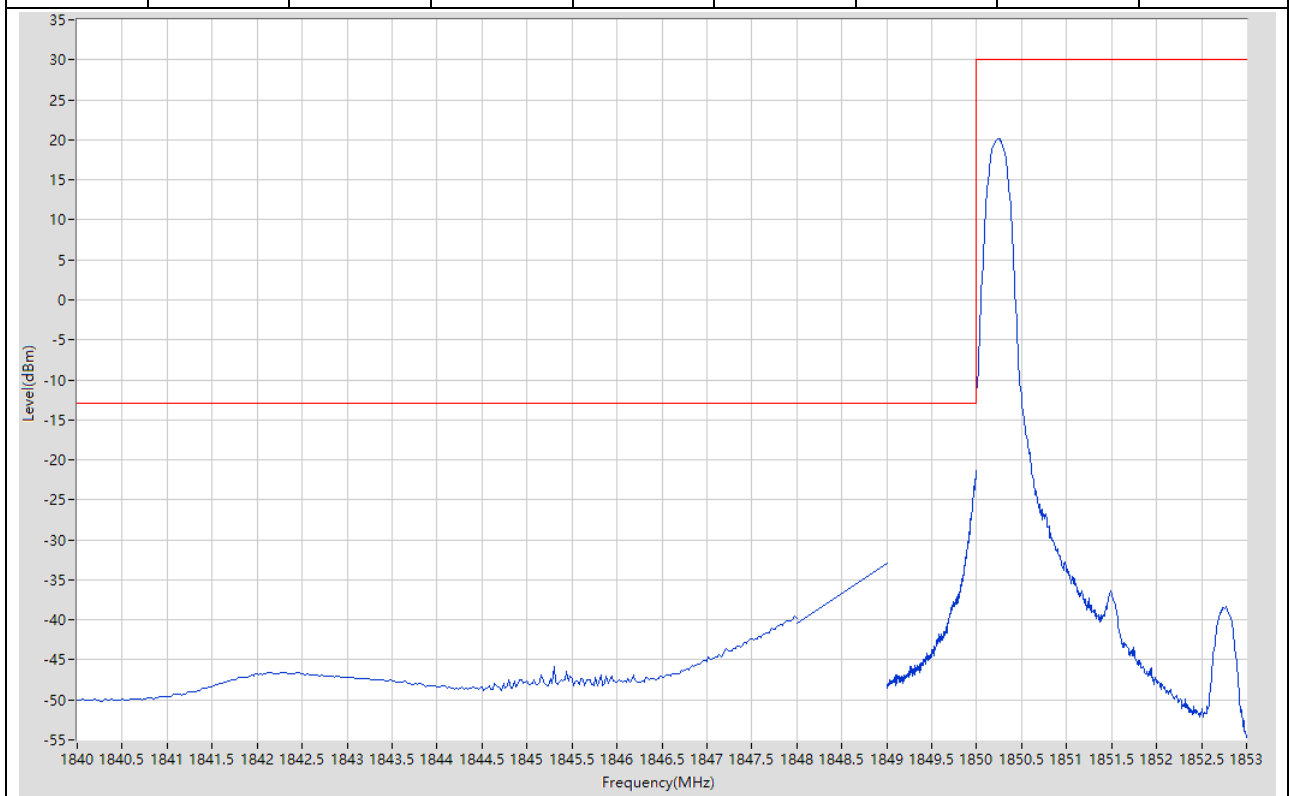
**8.8. LTE Band Edge\_Part22-24-27(NTNV)(Subtest:8, Channel:19193, Bandwidth:1.4, Modulation:Q16, RB Number: 6, RB Position:HIGH)**

Start Frequency (MHz)	Stop Frequency (MHz)	RBW (MHz)	Detector	Frequency (MHz)	Power (dBm)	Limit (dBm)	Verdict	Sweep Point
1908	1910	0.1	RMS	1909.175	10.97	30	Pass	401
1910	1911	0.02	RMS	1910	-24.16	-13	Pass	401
1911	1912	1	RMS	1911	-27.44	-13	Pass	2
1912	1920	1	RMS	1912.06	-36.93	-13	Pass	401



**8.9. LTE Band Edge\_Part22-24-27(NTNV)(Subtest:9, Channel:18615, Bandwidth:3, Modulation:QPSK, RB Number: 1, RB Position:LOW)**

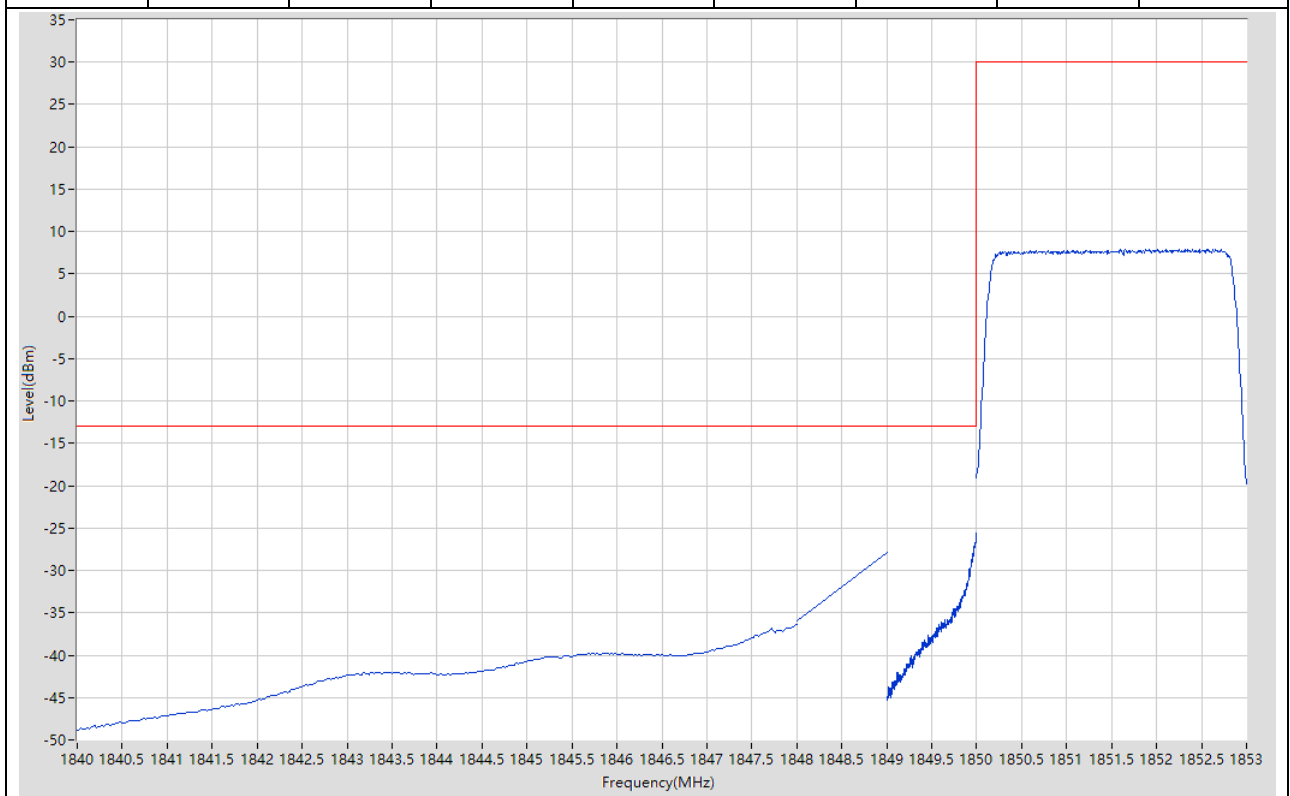
Start Frequency (MHz)	Stop Frequency (MHz)	RBW (MHz)	Detector	Frequency (MHz)	Power (dBm)	Limit (dBm)	Verdict	Sweep Point
1840	1848	1	RMS	1847.98	-39.47	-13	Pass	401
1848	1849	1	RMS	1849	-32.94	-13	Pass	2
1849	1850	0.03	RMS	1850	-21.32	-13	Pass	401
1850	1853	0.1	RMS	1850.248	20.13	30	Pass	401





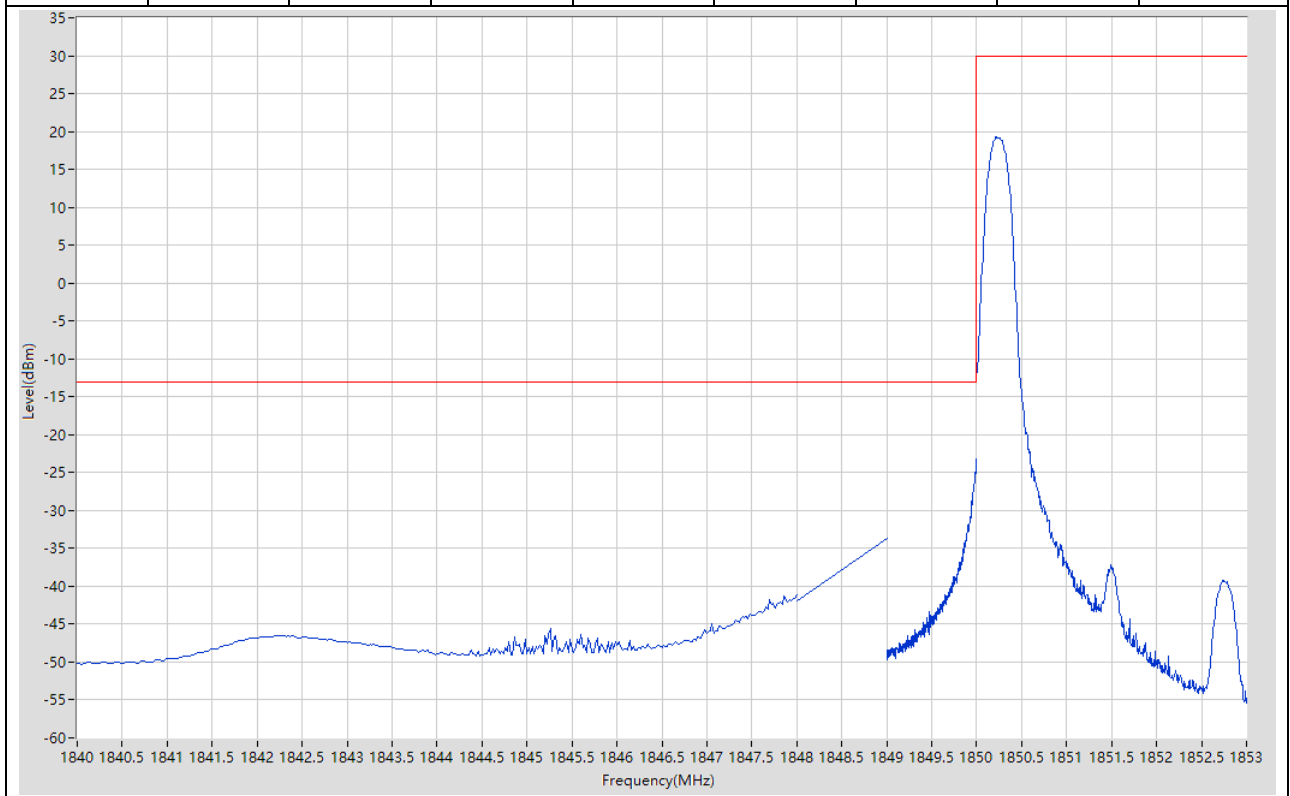
**8.10. LTE Band Edge\_Part22-24-27(NTNV)(Subtest:10, Channel:18615, Bandwidth:3, Modulation:QPSK, RB Number: 15, RB Position:LOW)**

Start Frequency (MHz)	Stop Frequency (MHz)	RBW (MHz)	Detector	Frequency (MHz)	Power (dBm)	Limit (dBm)	Verdict	Sweep Point
1840	1848	1	RMS	1848	-36.44	-13	Pass	401
1848	1849	1	RMS	1849	-27.84	-13	Pass	2
1849	1850	0.03	RMS	1849.998	-25.6	-13	Pass	401
1850	1853	0.1	RMS	1851.598	7.97	30	Pass	401



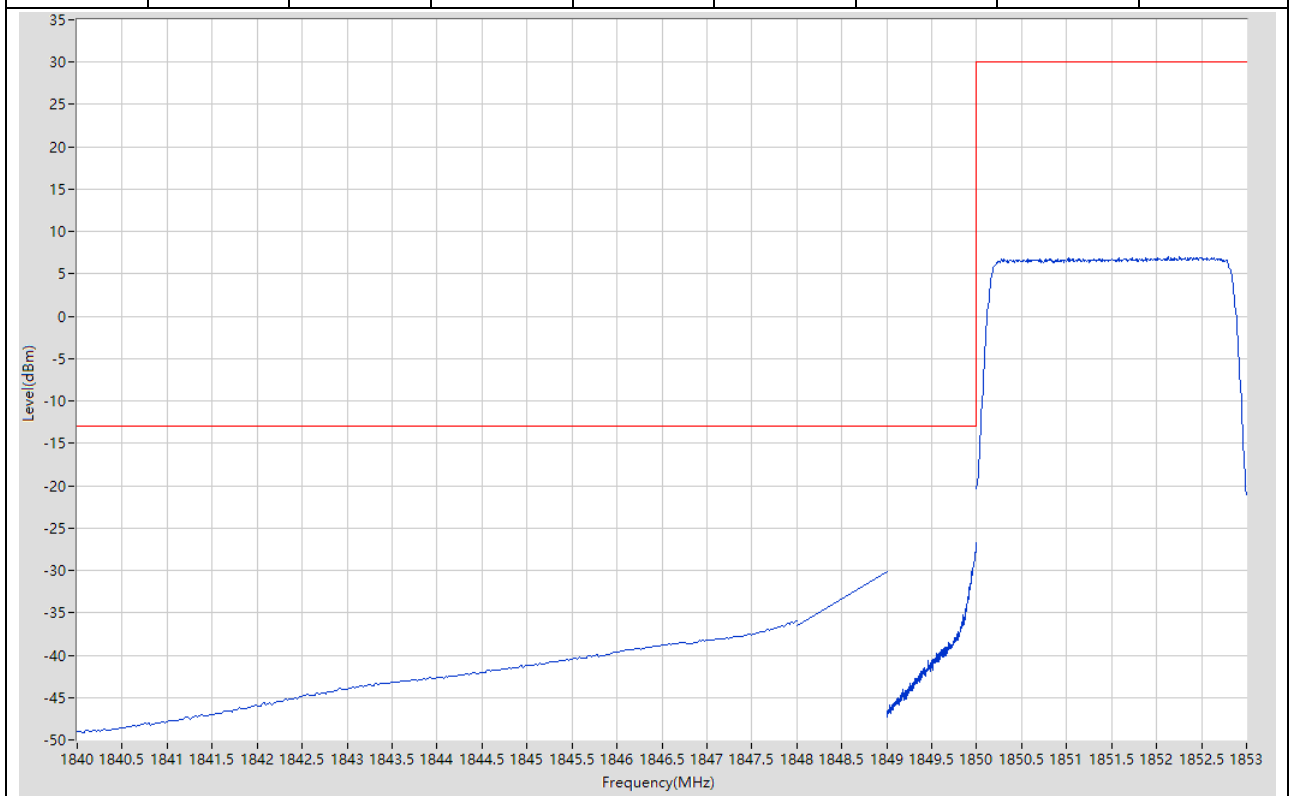
**8.11. LTE Band Edge\_Part22-24-27(NTNV)(Subtest:11, Channel:18615, Bandwidth:3, Modulation:Q16, RB Number: 1, RB Position:LOW)**

Start Frequency (MHz)	Stop Frequency (MHz)	RBW (MHz)	Detector	Frequency (MHz)	Power (dBm)	Limit (dBm)	Verdict	Sweep Point
1840	1848	1	RMS	1848	-41.18	-13	Pass	401
1848	1849	1	RMS	1849	-33.6	-13	Pass	2
1849	1850	0.03	RMS	1849.998	-23.14	-13	Pass	401
1850	1853	0.1	RMS	1850.21	19.27	30	Pass	401



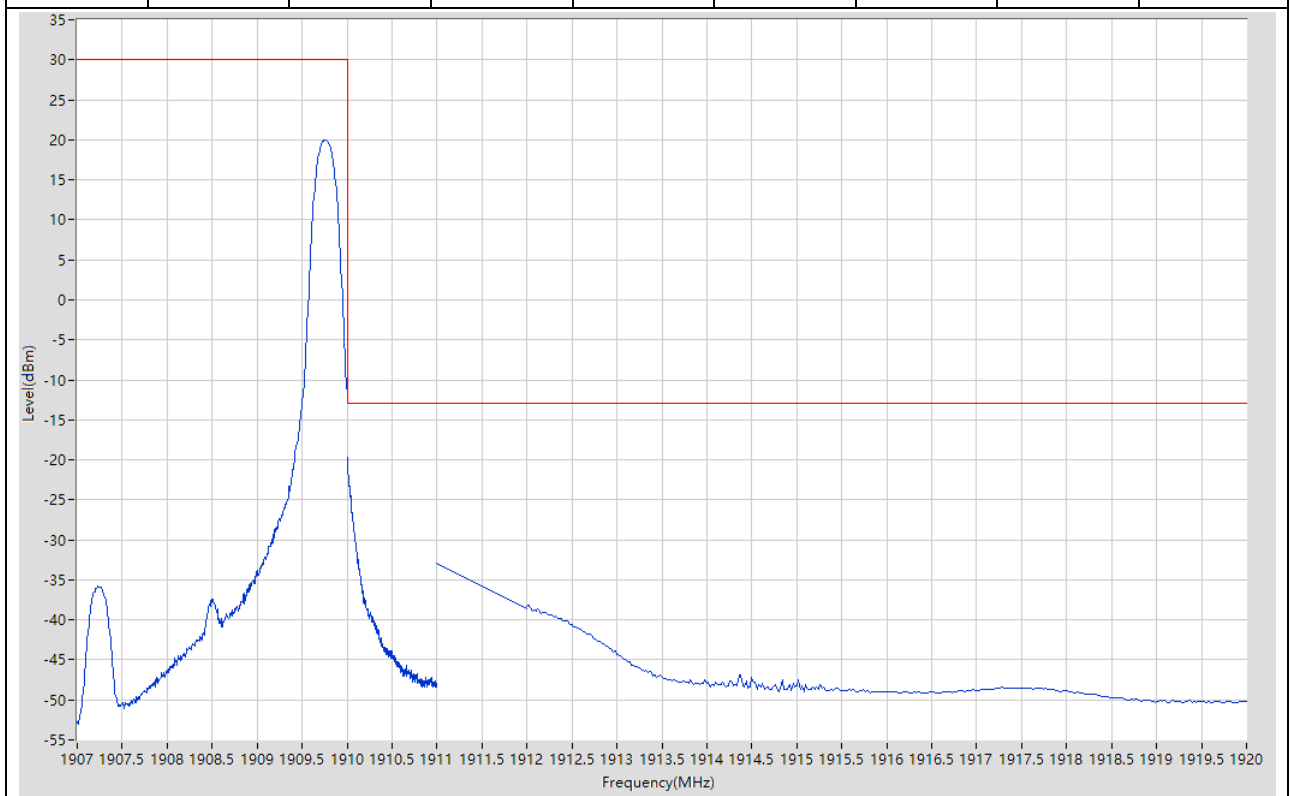
**8.12. LTE Band Edge\_Part22-24-27(NTNV)(Subtest:12, Channel:18615, Bandwidth:3, Modulation:Q16, RB Number: 15, RB Position:LOW)**

Start Frequency (MHz)	Stop Frequency (MHz)	RBW (MHz)	Detector	Frequency (MHz)	Power (dBm)	Limit (dBm)	Verdict	Sweep Point
1840	1848	1	RMS	1848	-36.02	-13	Pass	401
1848	1849	1	RMS	1849	-30.2	-13	Pass	2
1849	1850	0.03	RMS	1849.998	-26.67	-13	Pass	401
1850	1853	0.1	RMS	1852.258	7	30	Pass	401



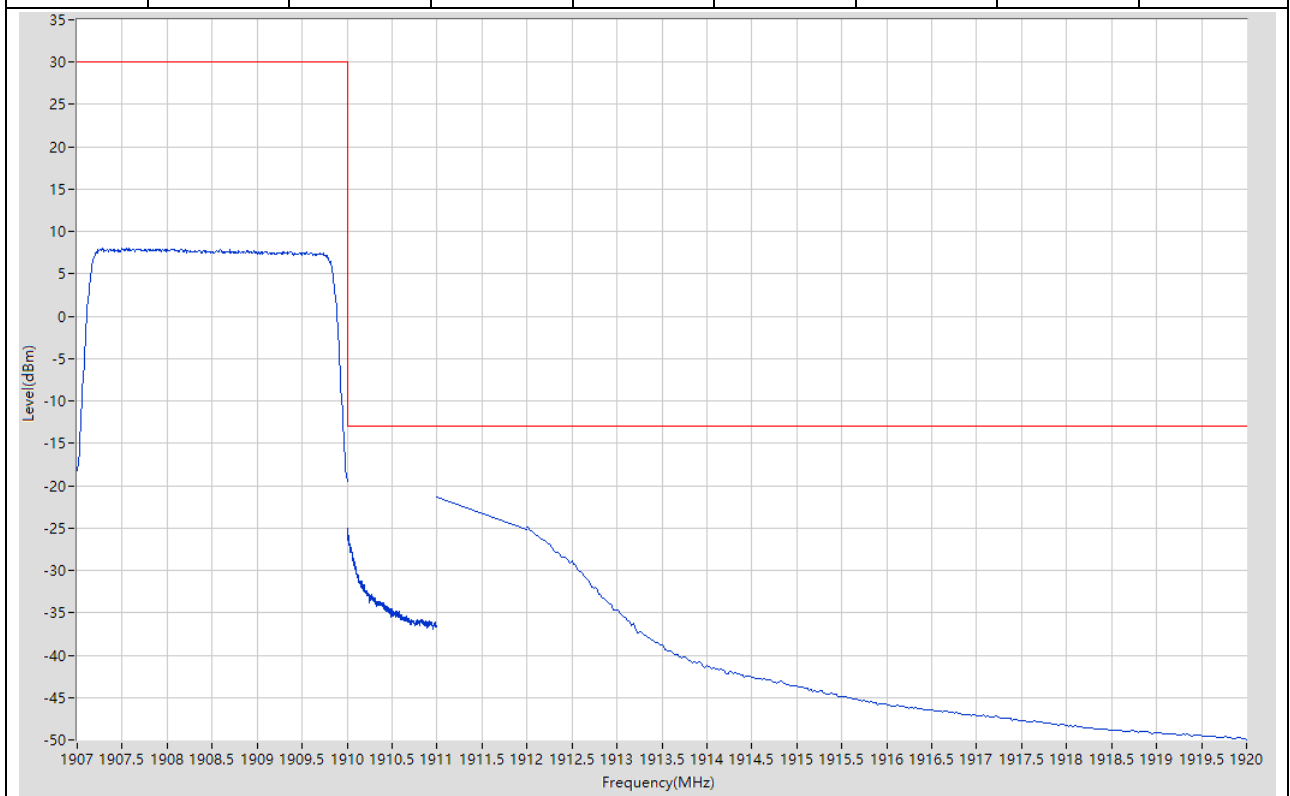
**8.13. LTE Band Edge\_Part22-24-27(NTNV)(Subtest:13, Channel:19185, Bandwidth:3, Modulation:QPSK, RB Number: 1, RB Position:HIGH)**

Start Frequency (MHz)	Stop Frequency (MHz)	RBW (MHz)	Detector	Frequency (MHz)	Power (dBm)	Limit (dBm)	Verdict	Sweep Point
1907	1910	0.1	RMS	1909.753	20	30	Pass	401
1910	1911	0.03	RMS	1910	-19.76	-13	Pass	401
1911	1912	1	RMS	1911	-32.96	-13	Pass	2
1912	1920	1	RMS	1912.02	-38.2	-13	Pass	401



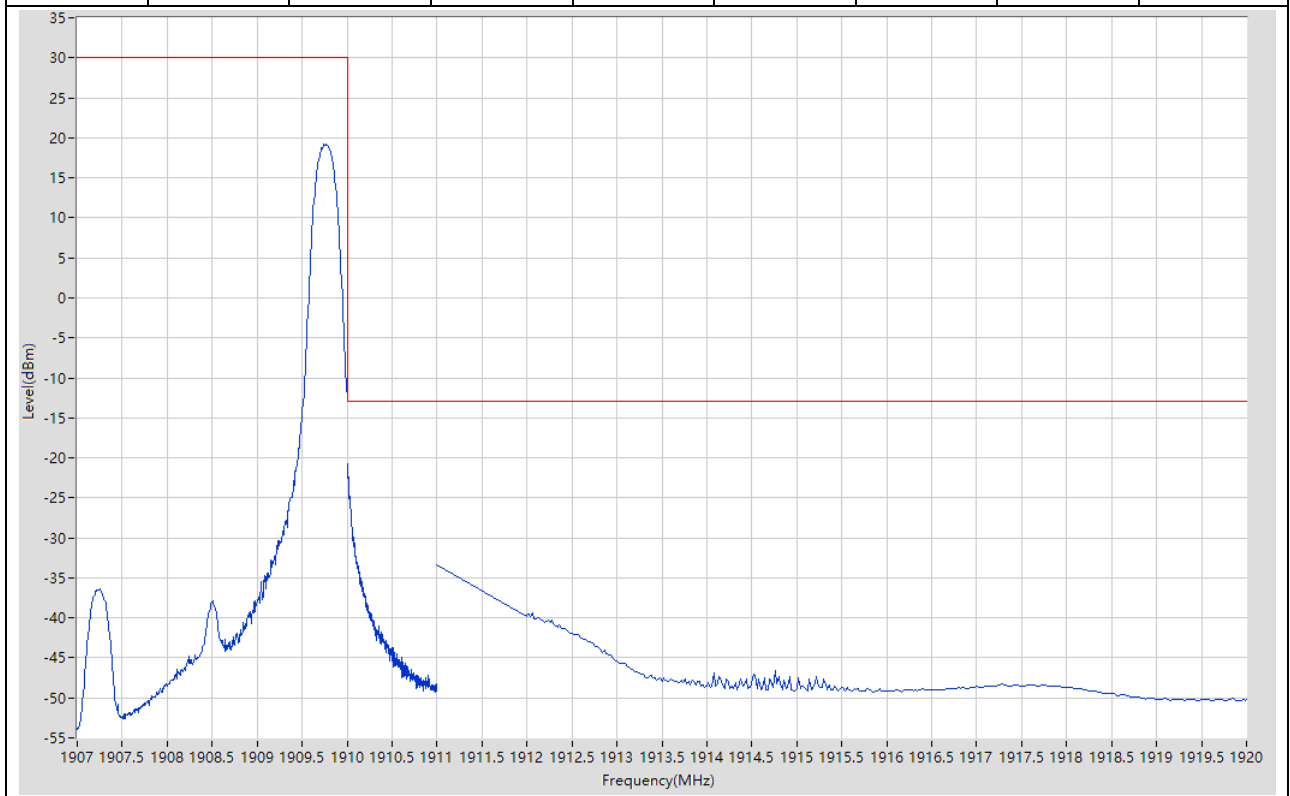
**8.14. LTE Band Edge\_Part22-24-27(NTNV)(Subtest:14, Channel:19185, Bandwidth:3, Modulation:QPSK, RB Number: 15, RB Position:HIGH)**

Start Frequency (MHz)	Stop Frequency (MHz)	RBW (MHz)	Detector	Frequency (MHz)	Power (dBm)	Limit (dBm)	Verdict	Sweep Point
1907	1910	0.1	RMS	1907.57	8	30	Pass	401
1910	1911	0.03	RMS	1910.005	-25	-13	Pass	401
1911	1912	1	RMS	1911	-21.33	-13	Pass	2
1912	1920	1	RMS	1912	-24.84	-13	Pass	401



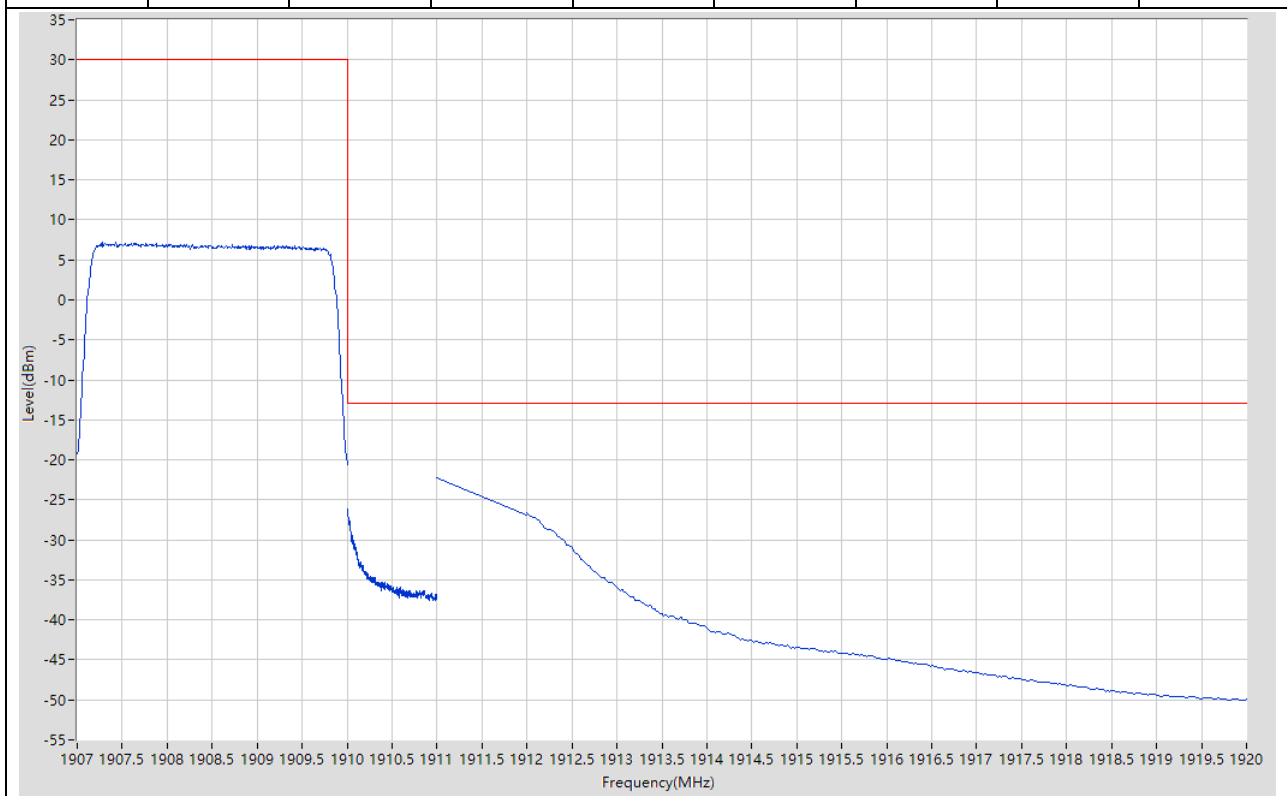
**8.15. LTE Band Edge\_Part22-24-27(NTNV)(Subtest:15, Channel:19185, Bandwidth:3, Modulation:Q16, RB Number: 1, RB Position:HIGH)**

Start Frequency (MHz)	Stop Frequency (MHz)	RBW (MHz)	Detector	Frequency (MHz)	Power (dBm)	Limit (dBm)	Verdict	Sweep Point
1907	1910	0.1	RMS	1909.745	19.21	30	Pass	401
1910	1911	0.03	RMS	1910	-20.67	-13	Pass	401
1911	1912	1	RMS	1911	-33.42	-13	Pass	2
1912	1920	1	RMS	1912.06	-39.38	-13	Pass	401



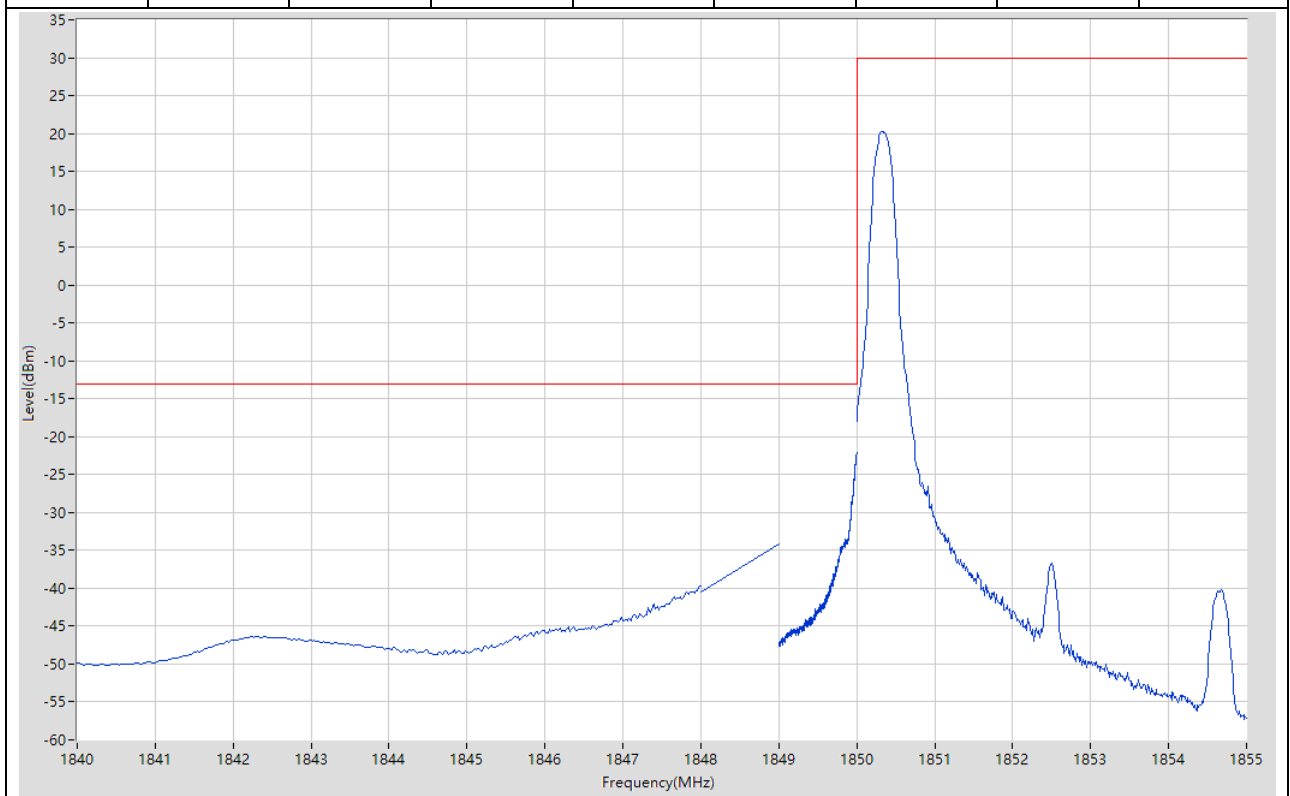
**8.16. LTE Band Edge\_Part22-24-27(NTNV)(Subtest:16, Channel:19185, Bandwidth:3, Modulation:Q16, RB Number: 15, RB Position:HIGH)**

Start Frequency (MHz)	Stop Frequency (MHz)	RBW (MHz)	Detector	Frequency (MHz)	Power (dBm)	Limit (dBm)	Verdict	Sweep Point
1907	1910	0.1	RMS	1907.278	7.21	30	Pass	401
1910	1911	0.03	RMS	1910	-26.09	-13	Pass	401
1911	1912	1	RMS	1911	-22.3	-13	Pass	2
1912	1920	1	RMS	1912	-26.66	-13	Pass	401



**8.17. LTE Band Edge\_Part22-24-27(NTNV)(Subtest:17, Channel:18625, Bandwidth:5, Modulation:QPSK, RB Number: 1, RB Position:LOW)**

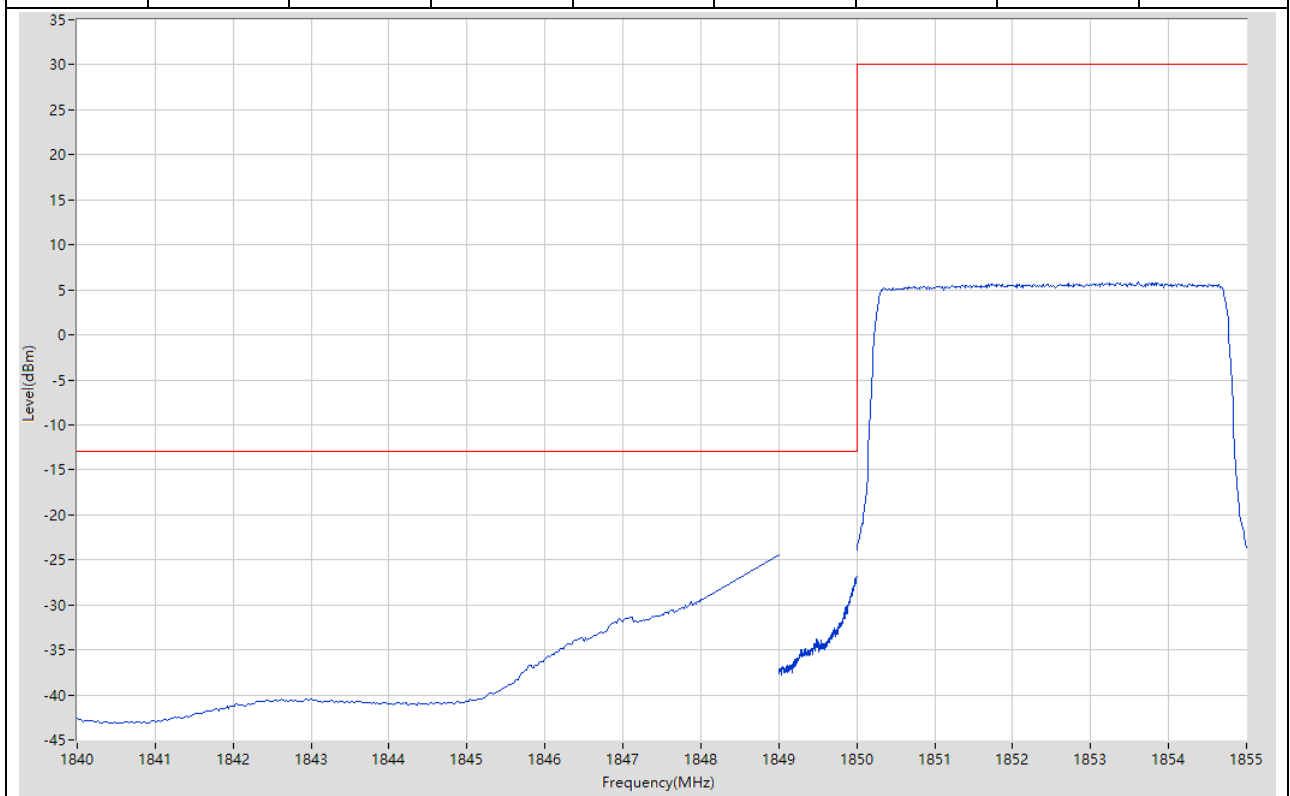
Start Frequency (MHz)	Stop Frequency (MHz)	RBW (MHz)	Detector	Frequency (MHz)	Power (dBm)	Limit (dBm)	Verdict	Sweep Point
1840	1848	1	RMS	1848	-39.69	-13	Pass	401
1848	1849	1	RMS	1849	-34.17	-13	Pass	2
1849	1850	0.051	RMS	1849.998	-22.04	-13	Pass	401
1850	1855	0.1	RMS	1850.35	20.29	30	Pass	401





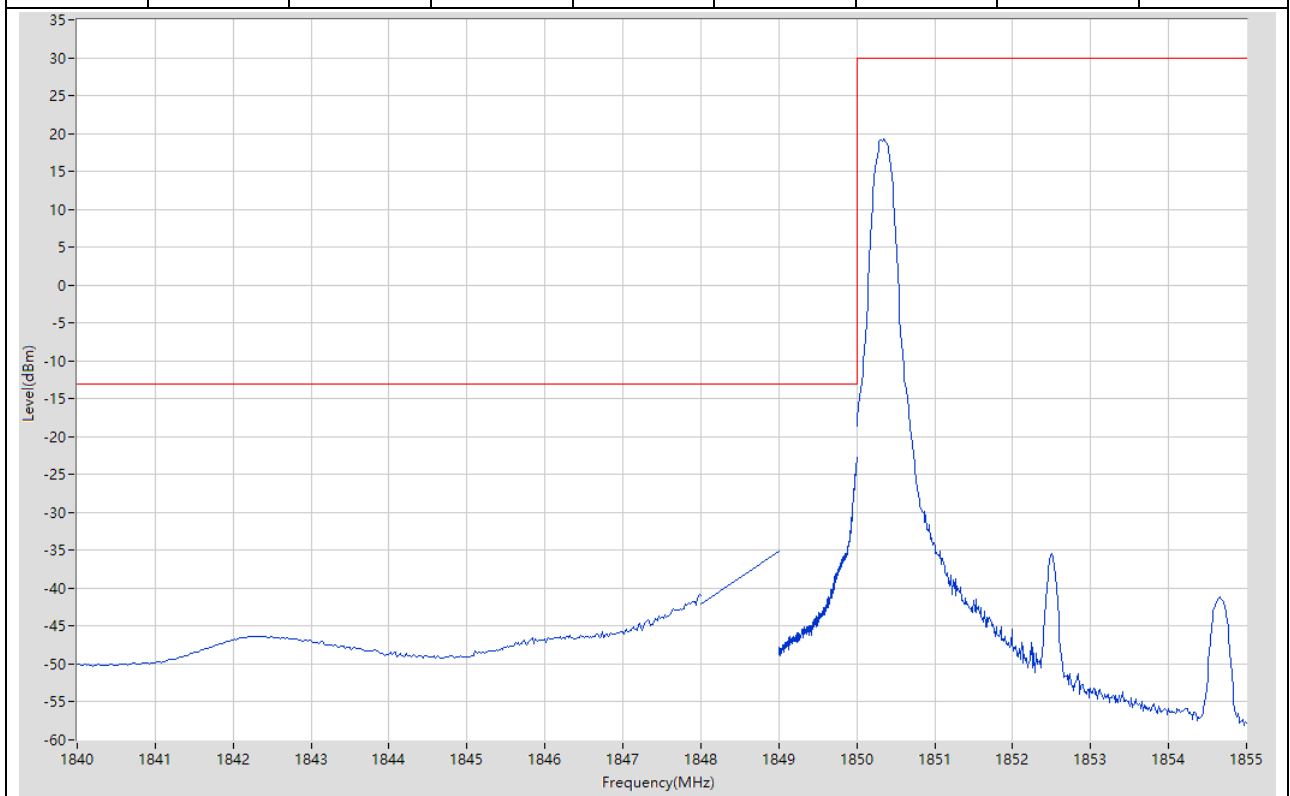
**8.18. LTE Band Edge\_Part22-24-27(NTNV)(Subtest:18, Channel:18625, Bandwidth:5, Modulation:QPSK, RB Number: 25, RB Position:LOW)**

Start Frequency (MHz)	Stop Frequency (MHz)	RBW (MHz)	Detector	Frequency (MHz)	Power (dBm)	Limit (dBm)	Verdict	Sweep Point
1840	1848	1	RMS	1848	-29.41	-13	Pass	401
1848	1849	1	RMS	1849	-24.45	-13	Pass	2
1849	1850	0.051	RMS	1849.998	-26.82	-13	Pass	401
1850	1855	0.1	RMS	1853.613	5.86	30	Pass	401



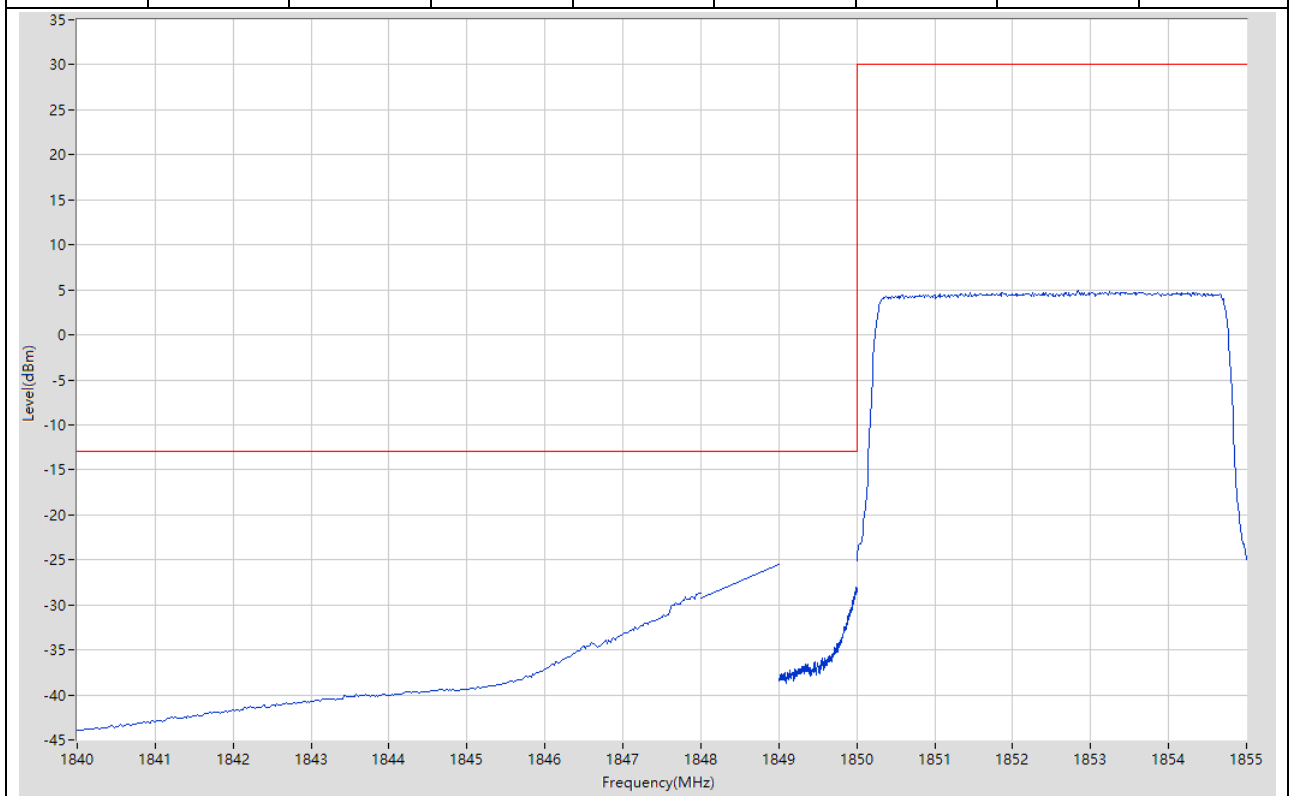
**8.19. LTE Band Edge\_Part22-24-27(NTNV)(Subtest:19, Channel:18625, Bandwidth:5, Modulation:Q16, RB Number: 1, RB Position:LOW)**

Start Frequency (MHz)	Stop Frequency (MHz)	RBW (MHz)	Detector	Frequency (MHz)	Power (dBm)	Limit (dBm)	Verdict	Sweep Point
1840	1848	1	RMS	1847.98	-40.83	-13	Pass	401
1848	1849	1	RMS	1849	-35.09	-13	Pass	2
1849	1850	0.051	RMS	1850	-22.78	-13	Pass	401
1850	1855	0.1	RMS	1850.35	19.36	30	Pass	401



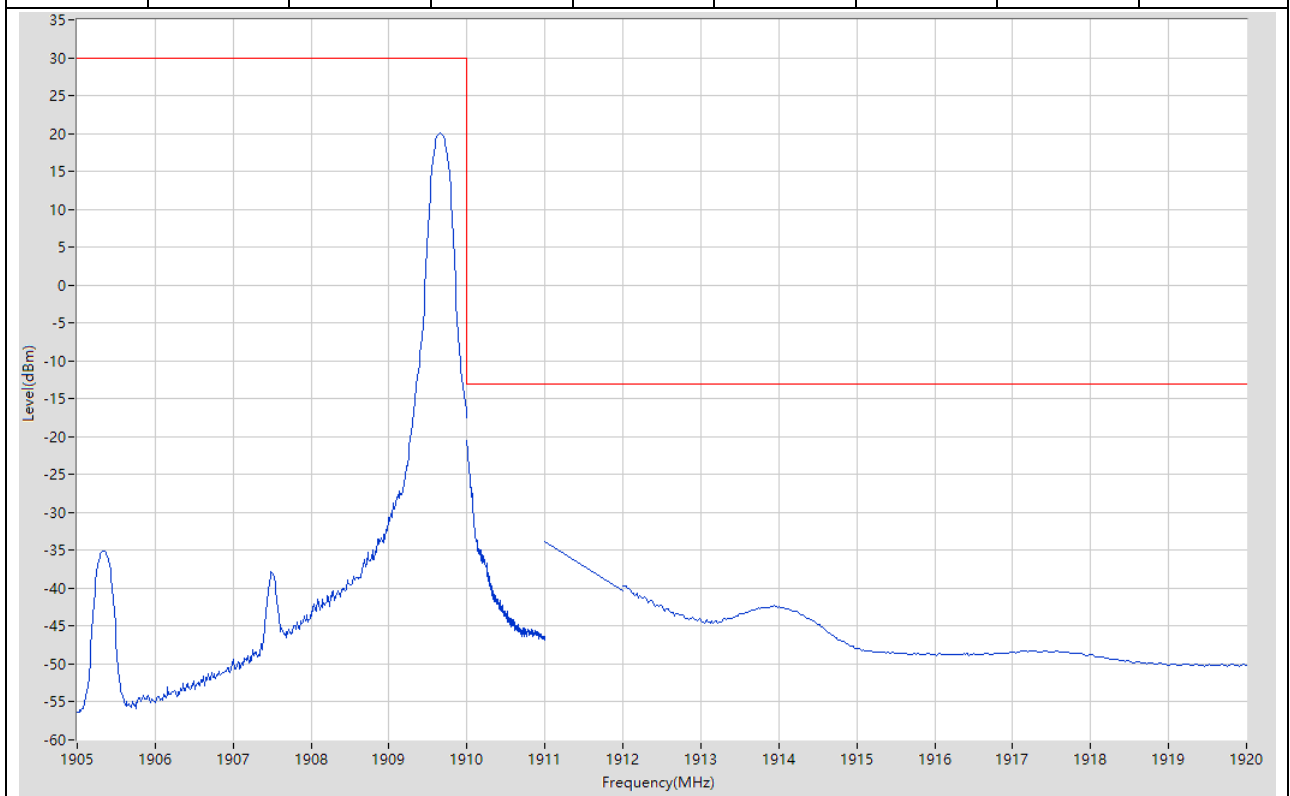
**8.20. LTE Band Edge\_Part22-24-27(NTNV)(Subtest:20, Channel:18625, Bandwidth:5, Modulation:Q16, RB Number: 25, RB Position:LOW)**

Start Frequency (MHz)	Stop Frequency (MHz)	RBW (MHz)	Detector	Frequency (MHz)	Power (dBm)	Limit (dBm)	Verdict	Sweep Point
1840	1848	1	RMS	1848	-28.72	-13	Pass	401
1848	1849	1	RMS	1849	-25.52	-13	Pass	2
1849	1850	0.051	RMS	1849.995	-28.1	-13	Pass	401
1850	1855	0.1	RMS	1852.838	4.9	30	Pass	401



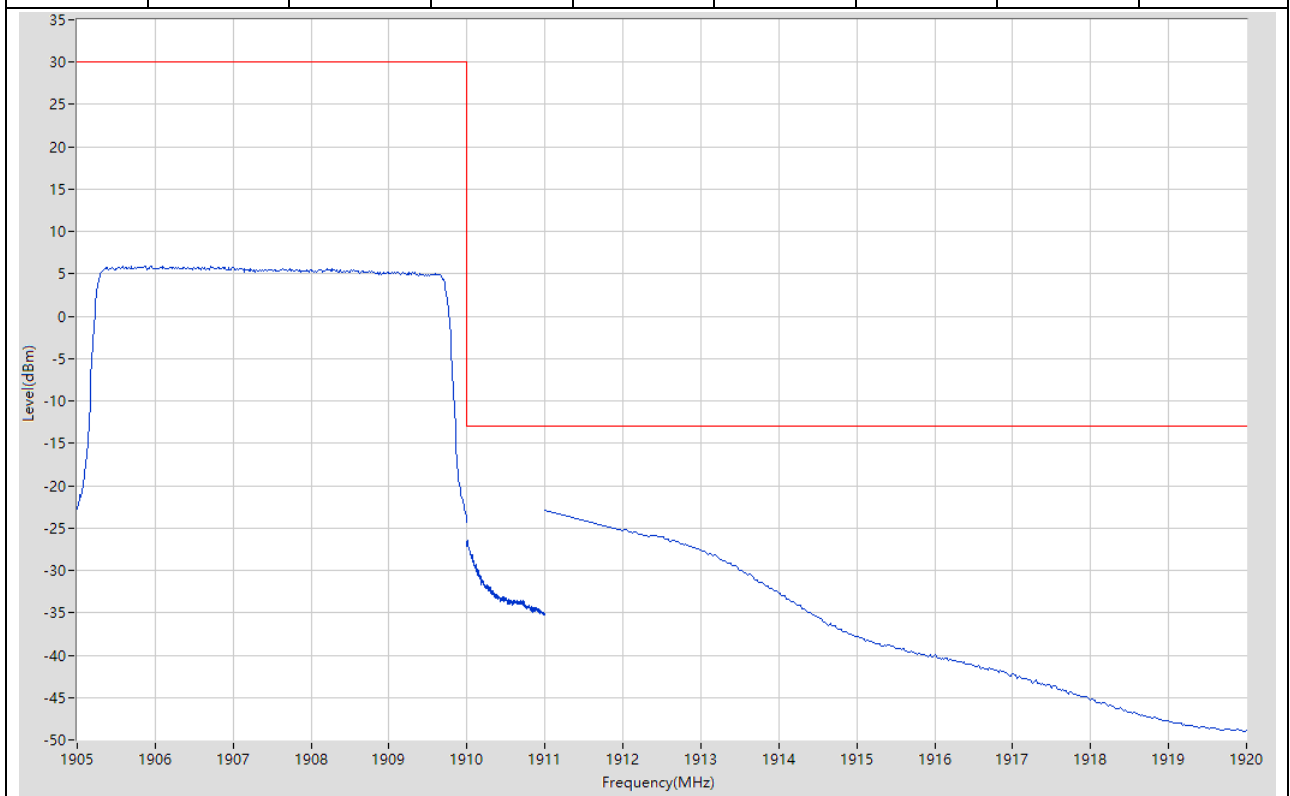
**8.21. LTE Band Edge\_Part22-24-27(NTNV)(Subtest:21, Channel:19175, Bandwidth:5, Modulation:QPSK, RB Number: 1, RB Position:HIGH)**

Start Frequency (MHz)	Stop Frequency (MHz)	RBW (MHz)	Detector	Frequency (MHz)	Power (dBm)	Limit (dBm)	Verdict	Sweep Point
1905	1910	0.1	RMS	1909.65	20.08	30	Pass	401
1910	1911	0.051	RMS	1910	-20.48	-13	Pass	401
1911	1912	1	RMS	1911	-33.9	-13	Pass	2
1912	1920	1	RMS	1912	-39.65	-13	Pass	401



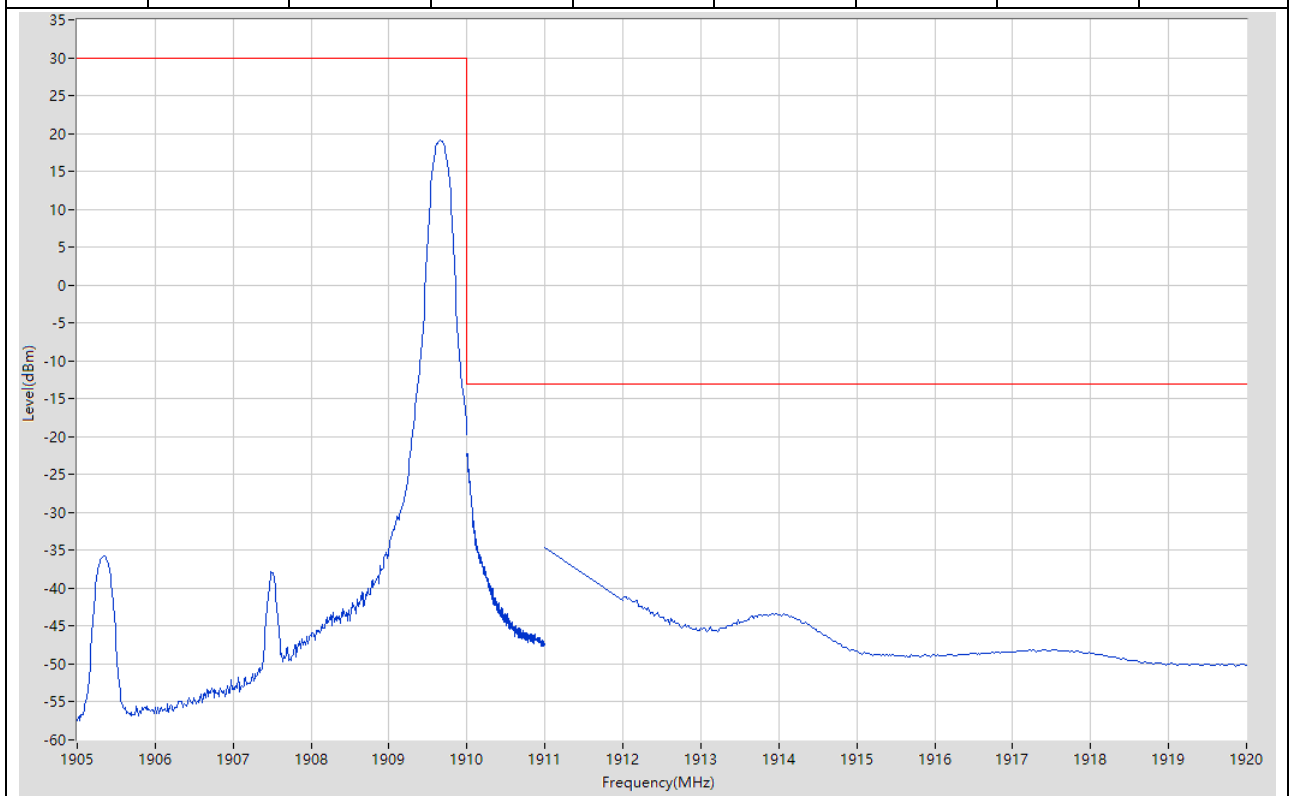
**8.22. LTE Band Edge\_Part22-24-27(NTNV)(Subtest:22, Channel:19175, Bandwidth:5, Modulation:QPSK, RB Number: 25, RB Position:HIGH)**

Start Frequency (MHz)	Stop Frequency (MHz)	RBW (MHz)	Detector	Frequency (MHz)	Power (dBm)	Limit (dBm)	Verdict	Sweep Point
1905	1910	0.1	RMS	1905.875	5.89	30	Pass	401
1910	1911	0.051	RMS	1910.005	-26.38	-13	Pass	401
1911	1912	1	RMS	1911	-22.91	-13	Pass	2
1912	1920	1	RMS	1912.02	-25.17	-13	Pass	401



**8.23. LTE Band Edge\_Part22-24-27(NTNV)(Subtest:23, Channel:19175, Bandwidth:5, Modulation:Q16, RB Number: 1, RB Position:HIGH)**

Start Frequency (MHz)	Stop Frequency (MHz)	RBW (MHz)	Detector	Frequency (MHz)	Power (dBm)	Limit (dBm)	Verdict	Sweep Point
1905	1910	0.1	RMS	1909.663	19.12	30	Pass	401
1910	1911	0.051	RMS	1910.005	-22.21	-13	Pass	401
1911	1912	1	RMS	1911	-34.63	-13	Pass	2
1912	1920	1	RMS	1912.02	-41.06	-13	Pass	401



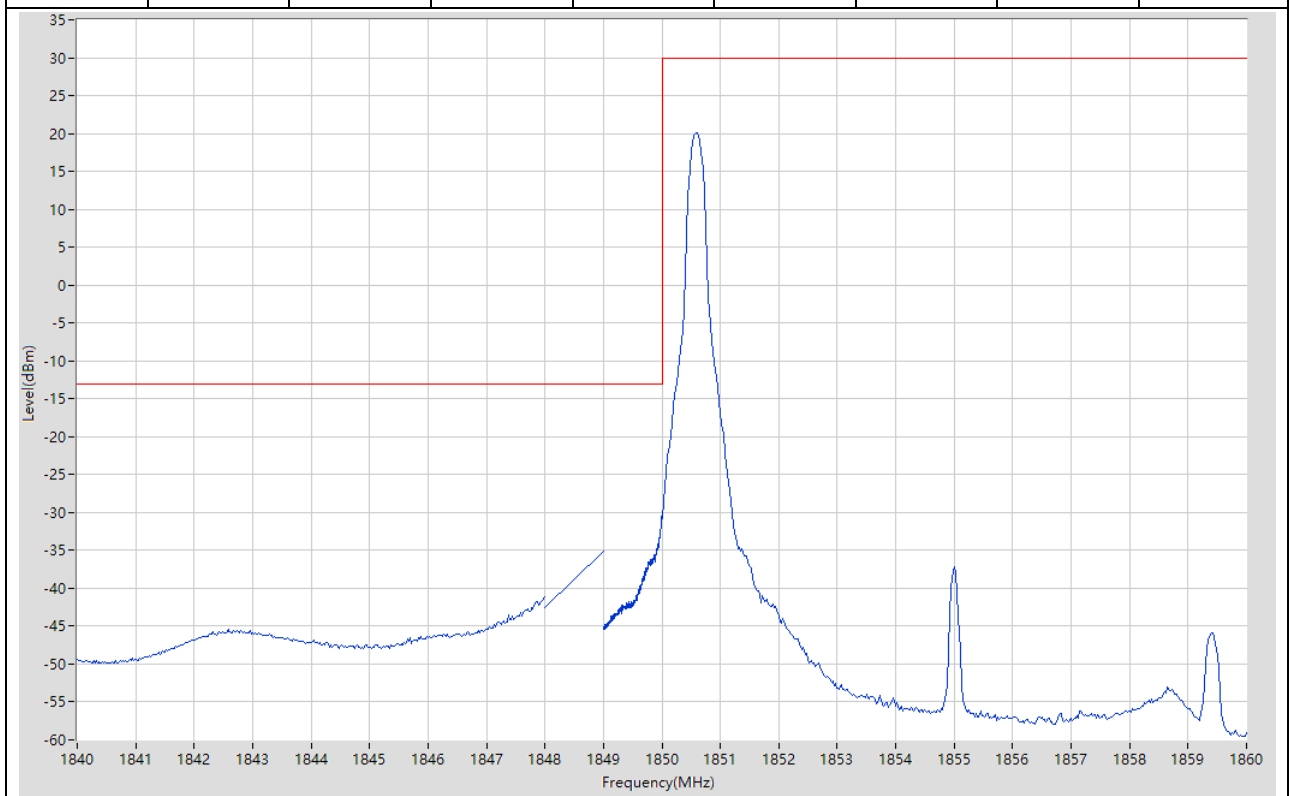
**8.24. LTE Band Edge\_Part22-24-27(NTNV)(Subtest:24, Channel:19175, Bandwidth:5, Modulation:Q16, RB Number: 25, RB Position:HIGH)**

Start Frequency (MHz)	Stop Frequency (MHz)	RBW (MHz)	Detector	Frequency (MHz)	Power (dBm)	Limit (dBm)	Verdict	Sweep Point
1905	1910	0.1	RMS	1906.213	4.98	30	Pass	401
1910	1911	0.051	RMS	1910	-27.33	-13	Pass	401
1911	1912	1	RMS	1911	-23.66	-13	Pass	2
1912	1920	1	RMS	1912	-26.25	-13	Pass	401



**8.25. LTE Band Edge\_Part22-24-27(NTNV)(Subtest:25, Channel:18650, Bandwidth:10, Modulation:QPSK, RB Number: 1, RB Position:LOW)**

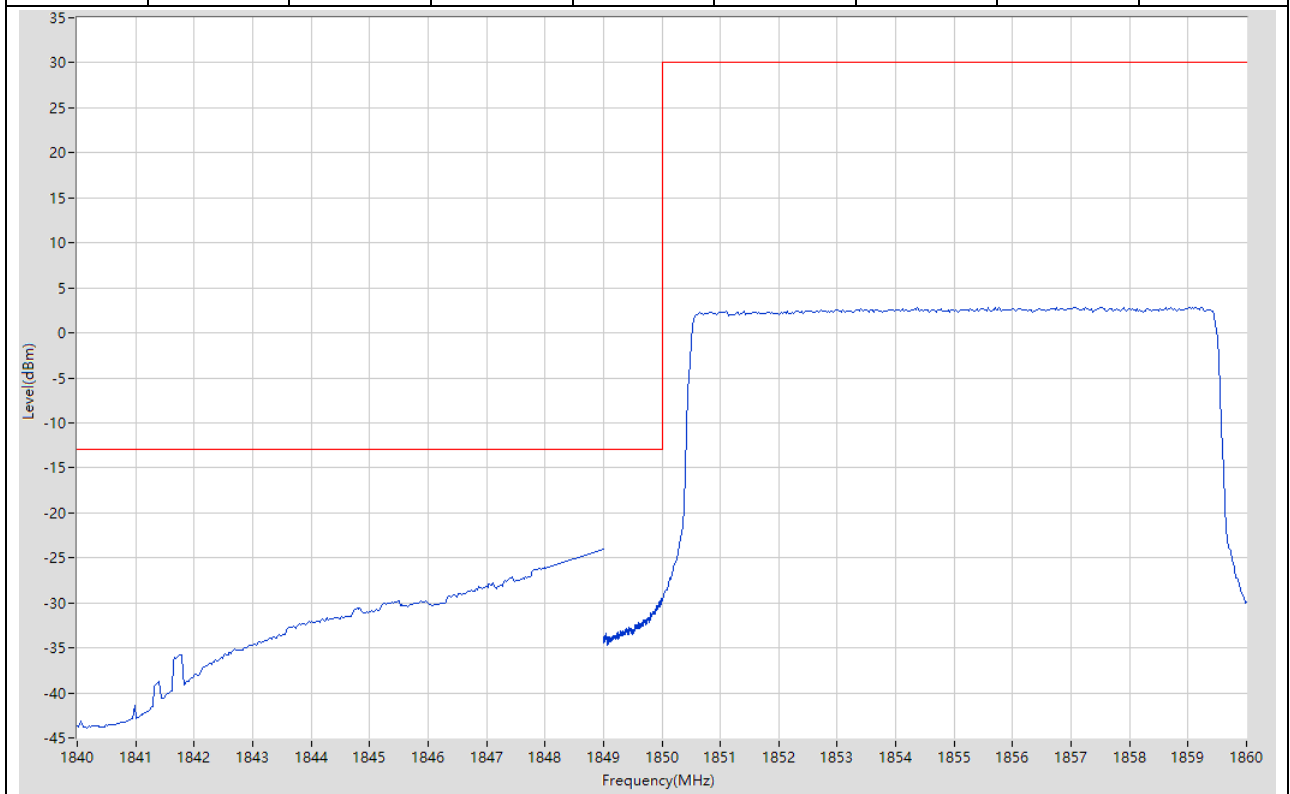
Start Frequency (MHz)	Stop Frequency (MHz)	RBW (MHz)	Detector	Frequency (MHz)	Power (dBm)	Limit (dBm)	Verdict	Sweep Point
1840	1848	1	RMS	1848	-41.2	-13	Pass	401
1848	1849	1	RMS	1849	-35.08	-13	Pass	2
1849	1850	0.1	RMS	1849.998	-30.45	-13	Pass	401
1850	1860	0.1	RMS	1850.6	20.17	30	Pass	401





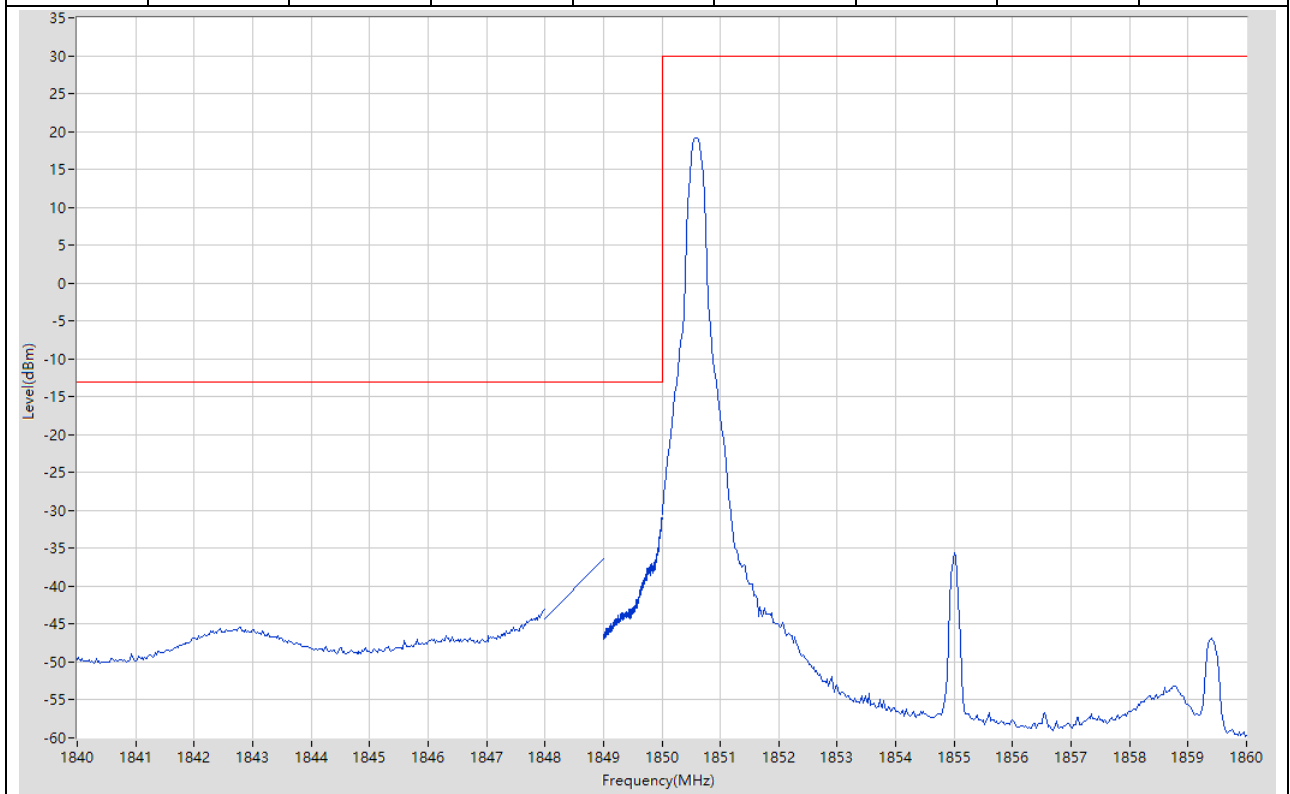
**8.26. LTE Band Edge\_Part22-24-27(NTNV)(Subtest:26, Channel:18650, Bandwidth:10, Modulation:QPSK, RB Number: 50, RB Position:LOW)**

Start Frequency (MHz)	Stop Frequency (MHz)	RBW (MHz)	Detector	Frequency (MHz)	Power (dBm)	Limit (dBm)	Verdict	Sweep Point
1840	1848	1	RMS	1848	-26.05	-13	Pass	401
1848	1849	1	RMS	1849	-24.04	-13	Pass	2
1849	1850	0.1	RMS	1849.995	-29.54	-13	Pass	401
1850	1860	0.1	RMS	1857.05	2.86	30	Pass	401



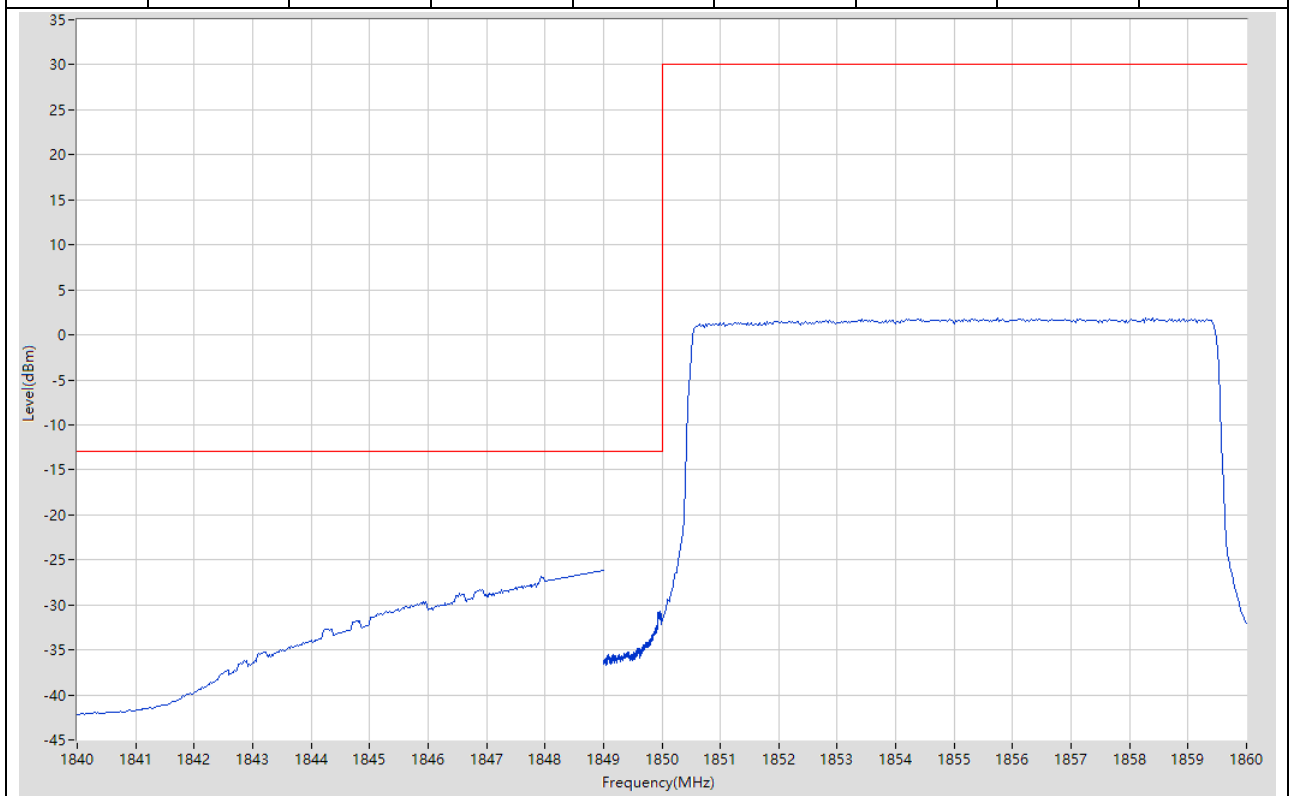
**8.27. LTE Band Edge\_Part22-24-27(NTNV)(Subtest:27, Channel:18650, Bandwidth:10, Modulation:Q16, RB Number: 1, RB Position:LOW)**

Start Frequency (MHz)	Stop Frequency (MHz)	RBW (MHz)	Detector	Frequency (MHz)	Power (dBm)	Limit (dBm)	Verdict	Sweep Point
1840	1848	1	RMS	1848	-42.99	-13	Pass	401
1848	1849	1	RMS	1849	-36.39	-13	Pass	2
1849	1850	0.1	RMS	1850	-31	-13	Pass	401
1850	1860	0.1	RMS	1850.575	19.15	30	Pass	401



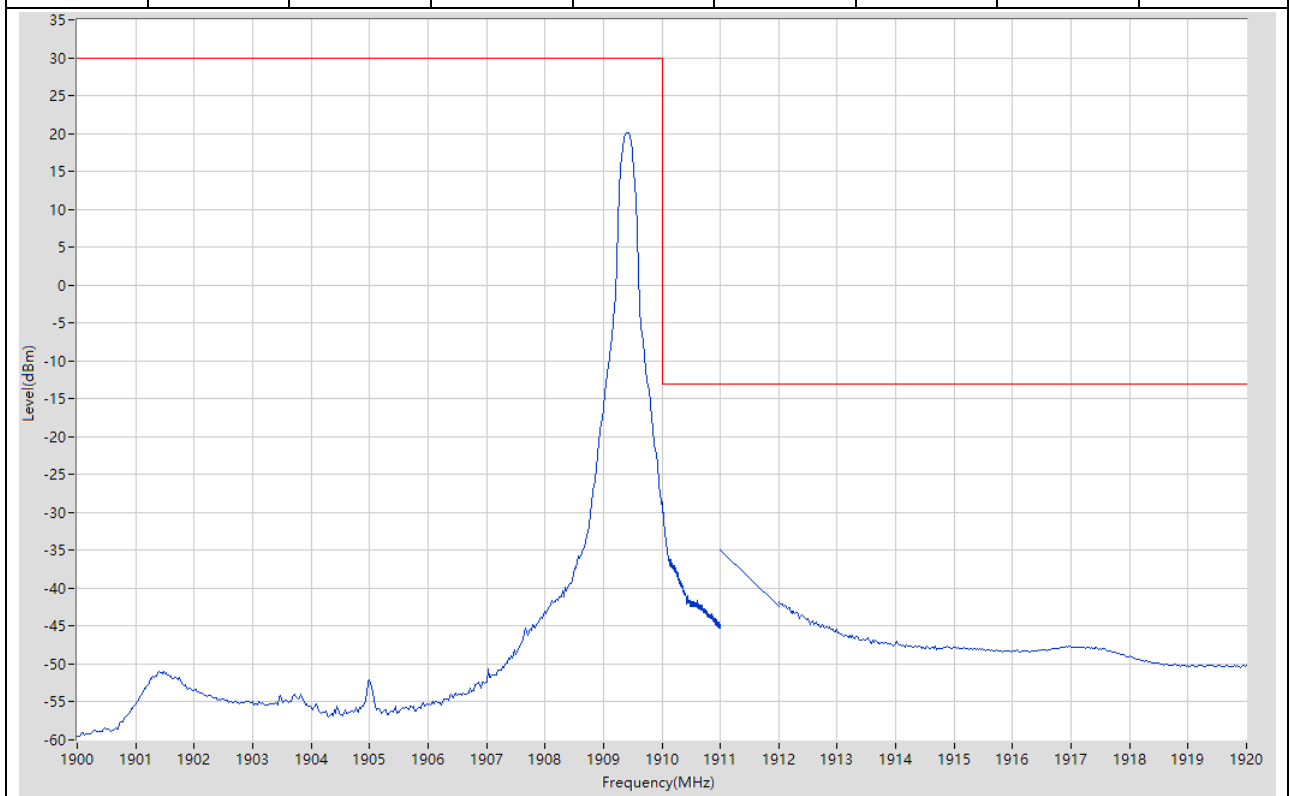
**8.28. LTE Band Edge\_Part22-24-27(NTNV)(Subtest:28, Channel:18650, Bandwidth:10, Modulation:Q16, RB Number: 50, RB Position:LOW)**

Start Frequency (MHz)	Stop Frequency (MHz)	RBW (MHz)	Detector	Frequency (MHz)	Power (dBm)	Limit (dBm)	Verdict	Sweep Point
1840	1848	1	RMS	1847.94	-26.84	-13	Pass	401
1848	1849	1	RMS	1849	-26.18	-13	Pass	2
1849	1850	0.1	RMS	1849.968	-30.7	-13	Pass	401
1850	1860	0.1	RMS	1855.75	1.89	30	Pass	401



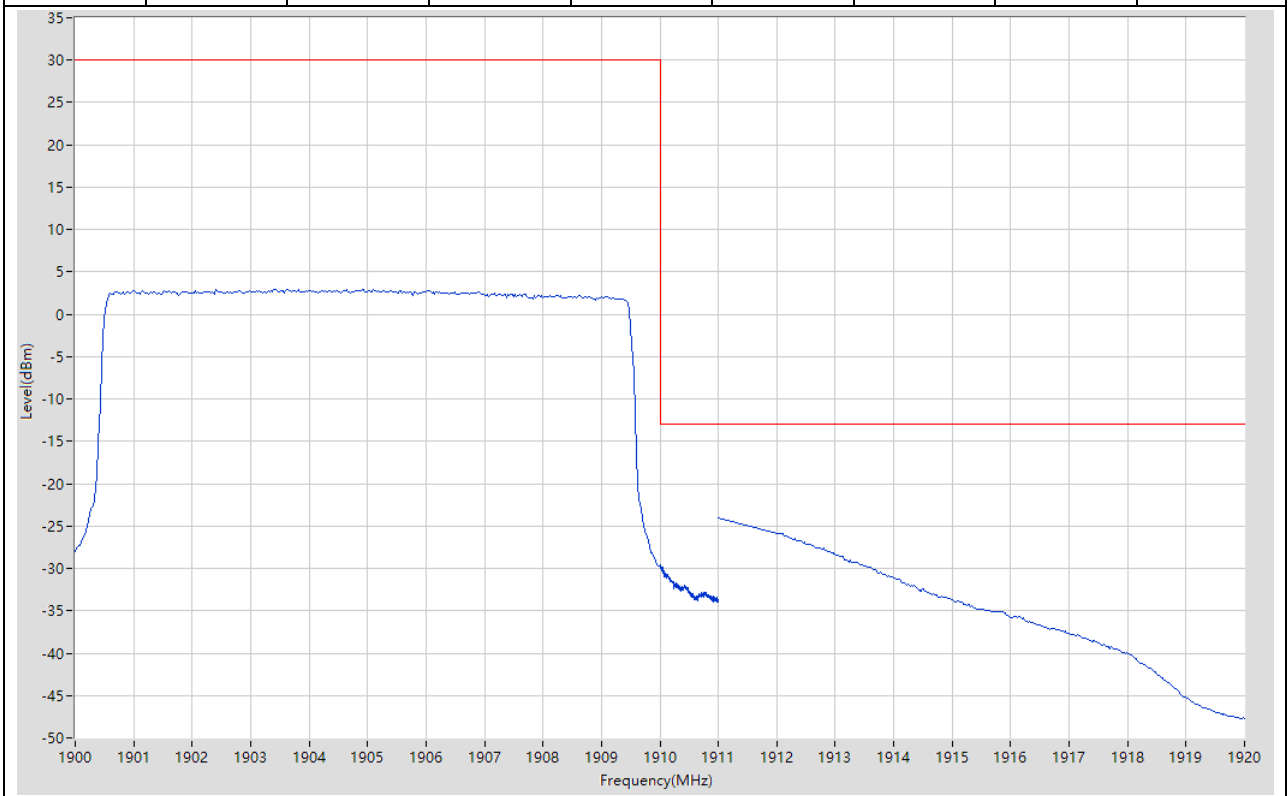
**8.29. LTE Band Edge\_Part22-24-27(NTNV)(Subtest:29, Channel:19150, Bandwidth:10, Modulation:QPSK, RB Number: 1, RB Position:HIGH)**

Start Frequency (MHz)	Stop Frequency (MHz)	RBW (MHz)	Detector	Frequency (MHz)	Power (dBm)	Limit (dBm)	Verdict	Sweep Point
1900	1910	0.1	RMS	1909.4	20.08	30	Pass	401
1910	1911	0.1	RMS	1910.003	-28.6	-13	Pass	401
1911	1912	1	RMS	1911	-34.96	-13	Pass	2
1912	1920	1	RMS	1912	-41.78	-13	Pass	401



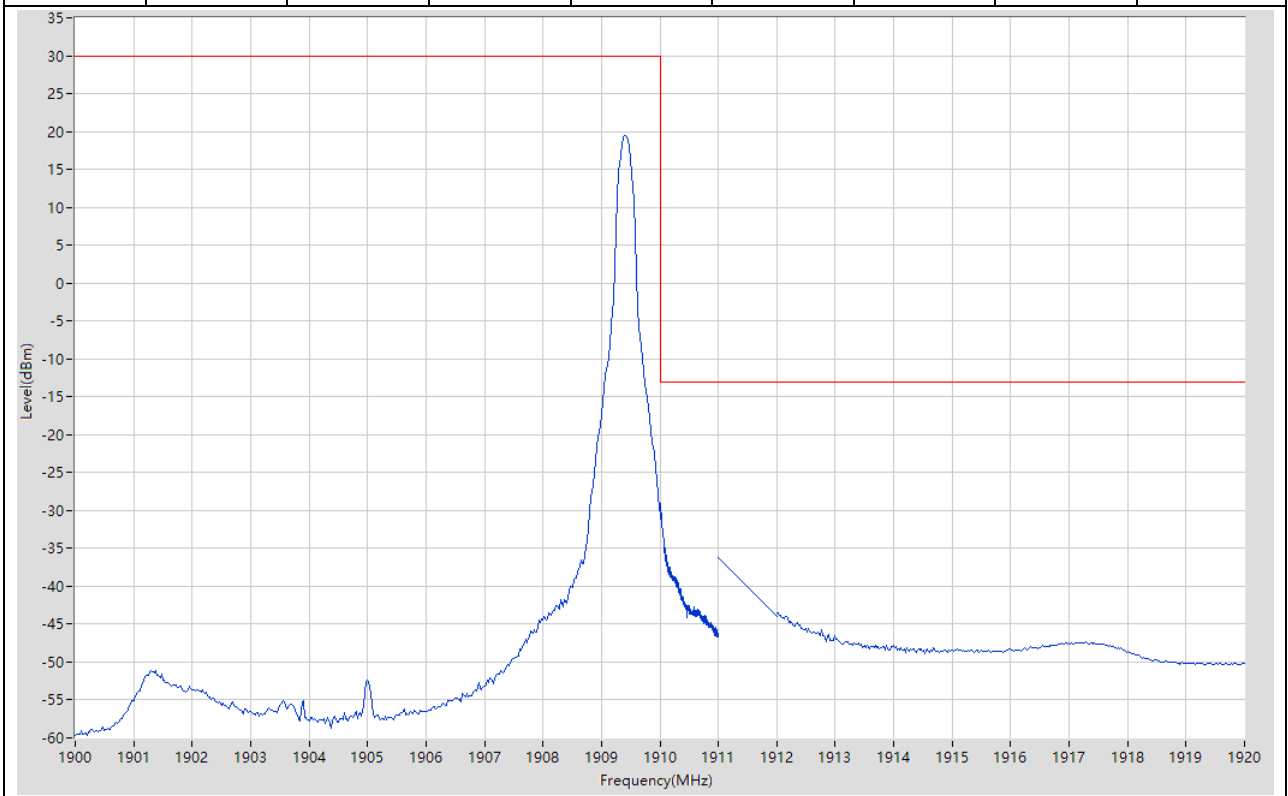
**8.30. LTE Band Edge\_Part22-24-27(NTNV)(Subtest:30, Channel:19150, Bandwidth:10, Modulation:QPSK, RB Number: 50, RB Position:HIGH)**

Start Frequency (MHz)	Stop Frequency (MHz)	RBW (MHz)	Detector	Frequency (MHz)	Power (dBm)	Limit (dBm)	Verdict	Sweep Point
1900	1910	0.1	RMS	1903.625	2.93	30	Pass	401
1910	1911	0.1	RMS	1910	-29.53	-13	Pass	401
1911	1912	1	RMS	1911	-24.06	-13	Pass	2
1912	1920	1	RMS	1912	-25.85	-13	Pass	401



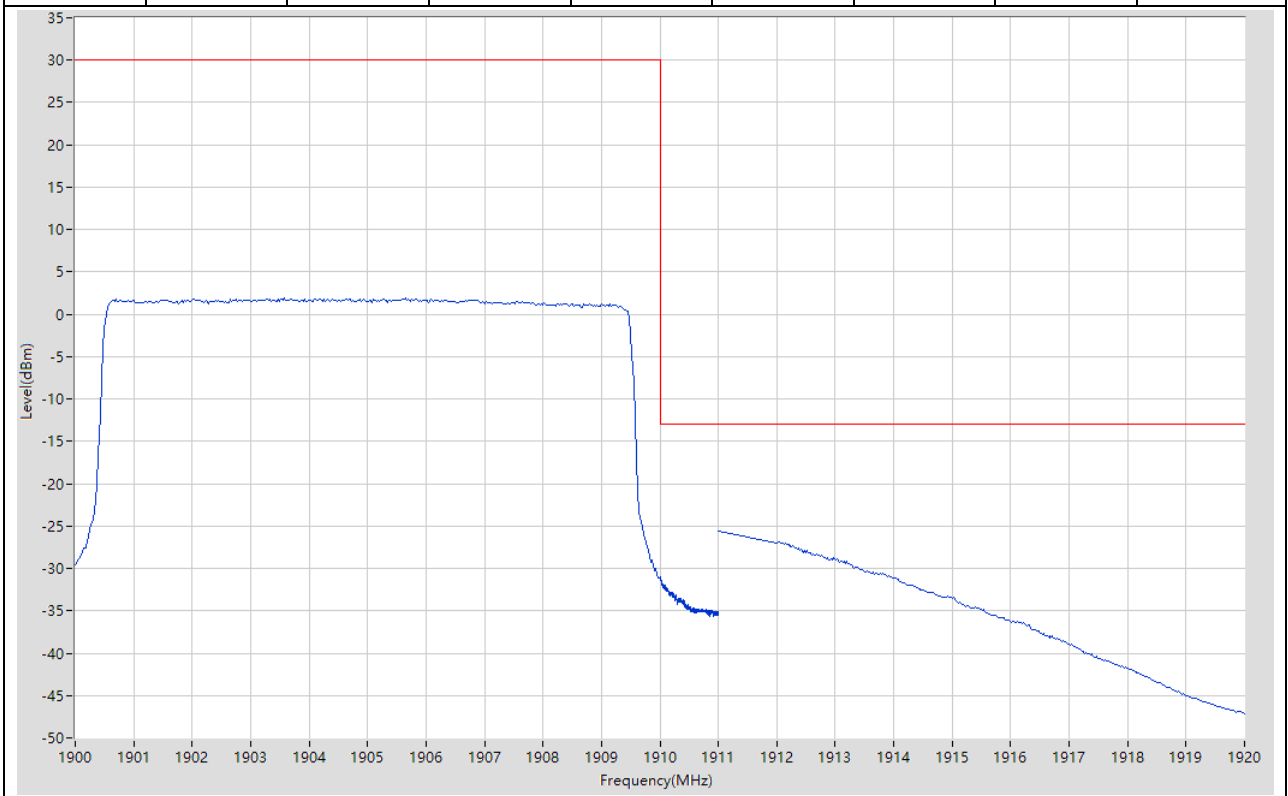
**8.31. LTE Band Edge\_Part22-24-27(NTNV)(Subtest:31, Channel:19150, Bandwidth:10, Modulation:Q16, RB Number: 1, RB Position:HIGH)**

Start Frequency (MHz)	Stop Frequency (MHz)	RBW (MHz)	Detector	Frequency (MHz)	Power (dBm)	Limit (dBm)	Verdict	Sweep Point
1900	1910	0.1	RMS	1909.4	19.41	30	Pass	401
1910	1911	0.1	RMS	1910	-29.03	-13	Pass	401
1911	1912	1	RMS	1911	-36.27	-13	Pass	2
1912	1920	1	RMS	1912.02	-43.44	-13	Pass	401



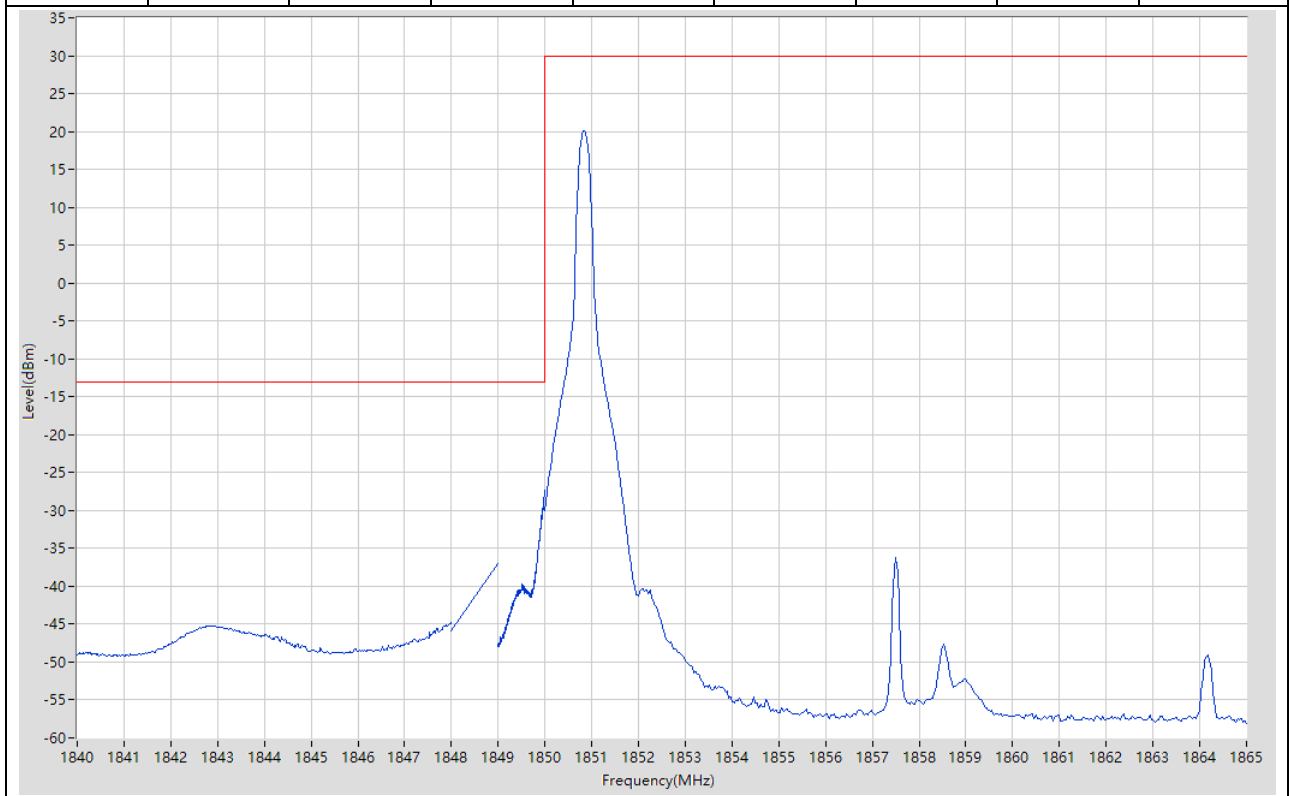
**8.32. LTE Band Edge\_Part22-24-27(NTNV)(Subtest:32, Channel:19150, Bandwidth:10, Modulation:Q16, RB Number: 50, RB Position:HIGH)**

Start Frequency (MHz)	Stop Frequency (MHz)	RBW (MHz)	Detector	Frequency (MHz)	Power (dBm)	Limit (dBm)	Verdict	Sweep Point
1900	1910	0.1	RMS	1903.575	1.9	30	Pass	401
1910	1911	0.1	RMS	1910.003	-31	-13	Pass	401
1911	1912	1	RMS	1911	-25.59	-13	Pass	2
1912	1920	1	RMS	1912.04	-26.82	-13	Pass	401



**8.33. LTE Band Edge\_Part22-24-27(NTNV)(Subtest:33, Channel:18675, Bandwidth:15, Modulation:QPSK, RB Number: 1, RB Position:LOW)**

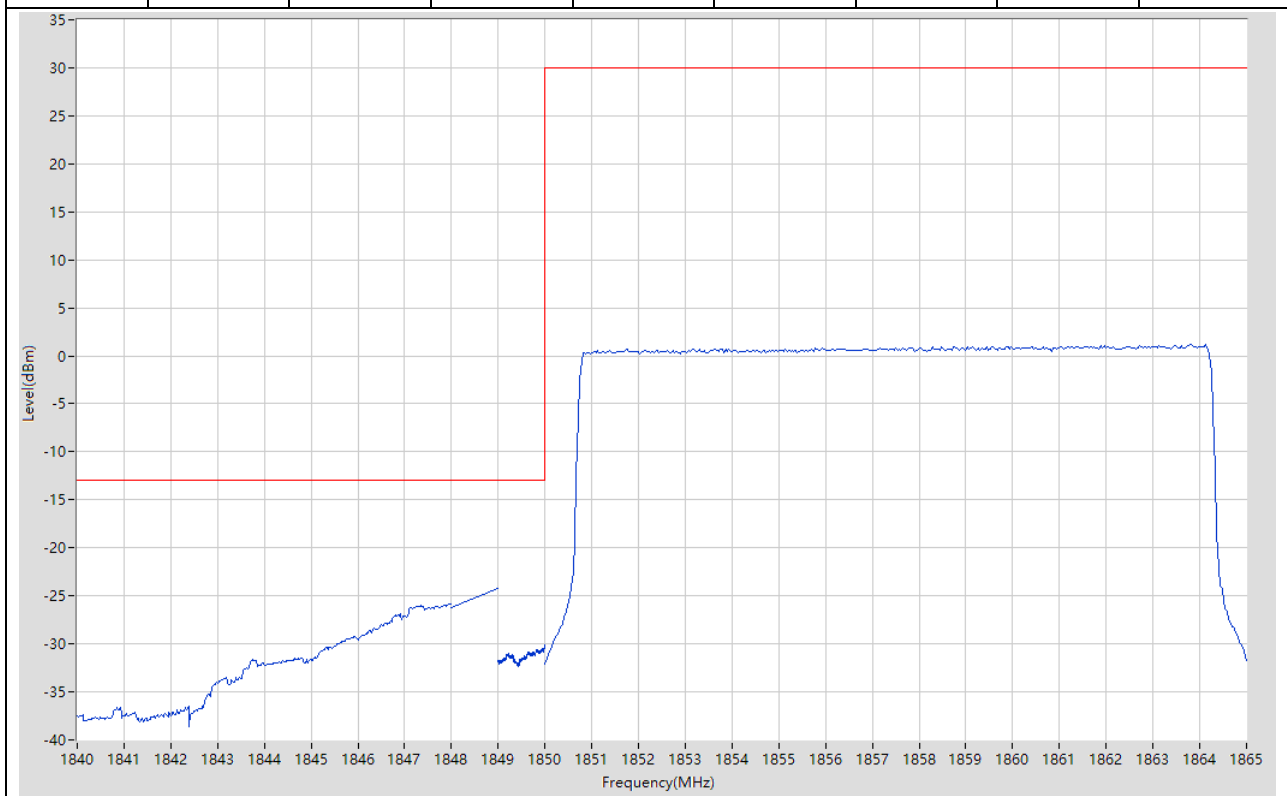
Start Frequency (MHz)	Stop Frequency (MHz)	RBW (MHz)	Detector	Frequency (MHz)	Power (dBm)	Limit (dBm)	Verdict	Sweep Point
1840	1848	1	RMS	1848	-44.79	-13	Pass	401
1848	1849	1	RMS	1849	-37.08	-13	Pass	2
1849	1850	0.15	RMS	1849.995	-27.41	-13	Pass	401
1850	1865	0.1	RMS	1850.825	20.06	30	Pass	401





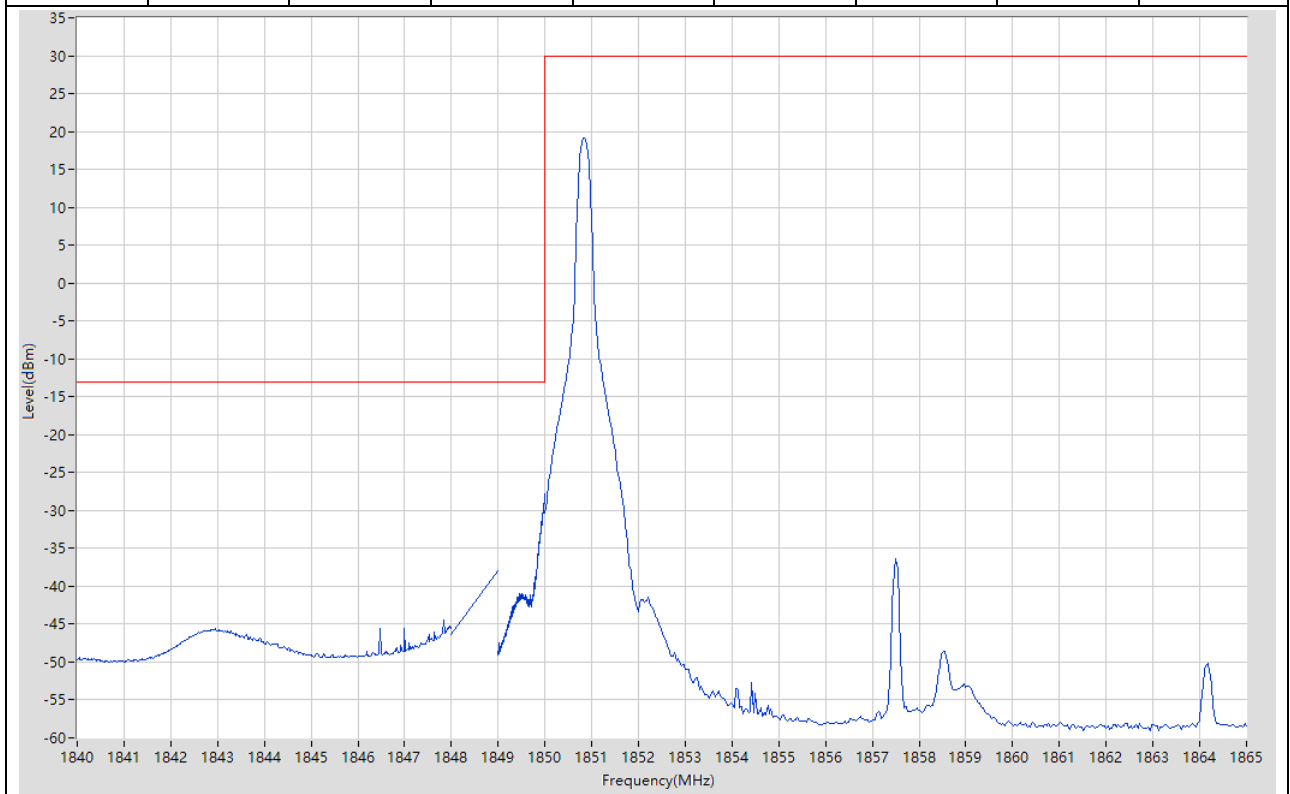
**8.34. LTE Band Edge\_Part22-24-27(NTNV)(Subtest:34, Channel:18675, Bandwidth:15, Modulation:QPSK, RB Number: 75, RB Position:LOW)**

Start Frequency (MHz)	Stop Frequency (MHz)	RBW (MHz)	Detector	Frequency (MHz)	Power (dBm)	Limit (dBm)	Verdict	Sweep Point
1840	1848	1	RMS	1848	-25.84	-13	Pass	401
1848	1849	1	RMS	1849	-24.23	-13	Pass	2
1849	1850	0.15	RMS	1849.993	-30.15	-13	Pass	401
1850	1865	0.1	RMS	1863.8	1.23	30	Pass	401



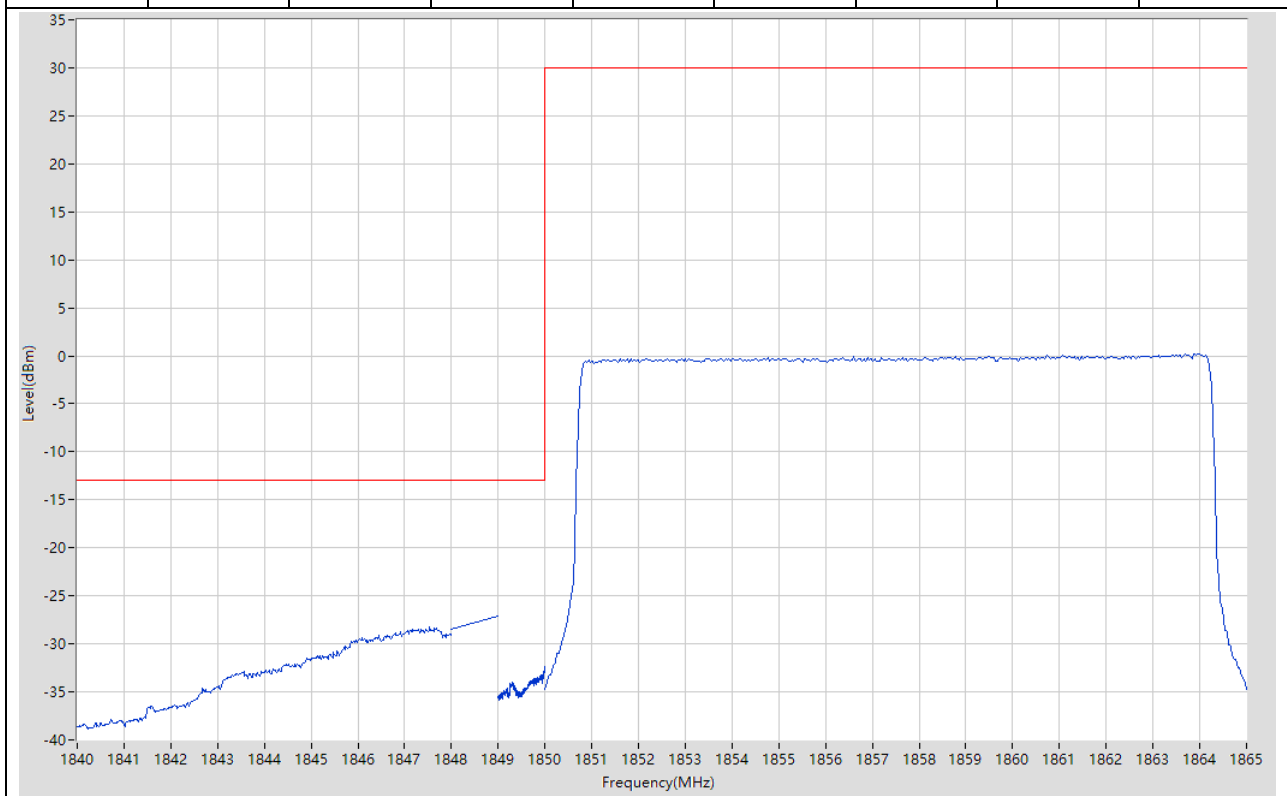
**8.35. LTE Band Edge\_Part22-24-27(NTNV)(Subtest:35, Channel:18675, Bandwidth:15, Modulation:Q16, RB Number: 1, RB Position:LOW)**

Start Frequency (MHz)	Stop Frequency (MHz)	RBW (MHz)	Detector	Frequency (MHz)	Power (dBm)	Limit (dBm)	Verdict	Sweep Point
1840	1848	1	RMS	1847.84	-44.45	-13	Pass	401
1848	1849	1	RMS	1849	-37.96	-13	Pass	2
1849	1850	0.15	RMS	1849.998	-27.84	-13	Pass	401
1850	1865	0.1	RMS	1850.825	19.15	30	Pass	401



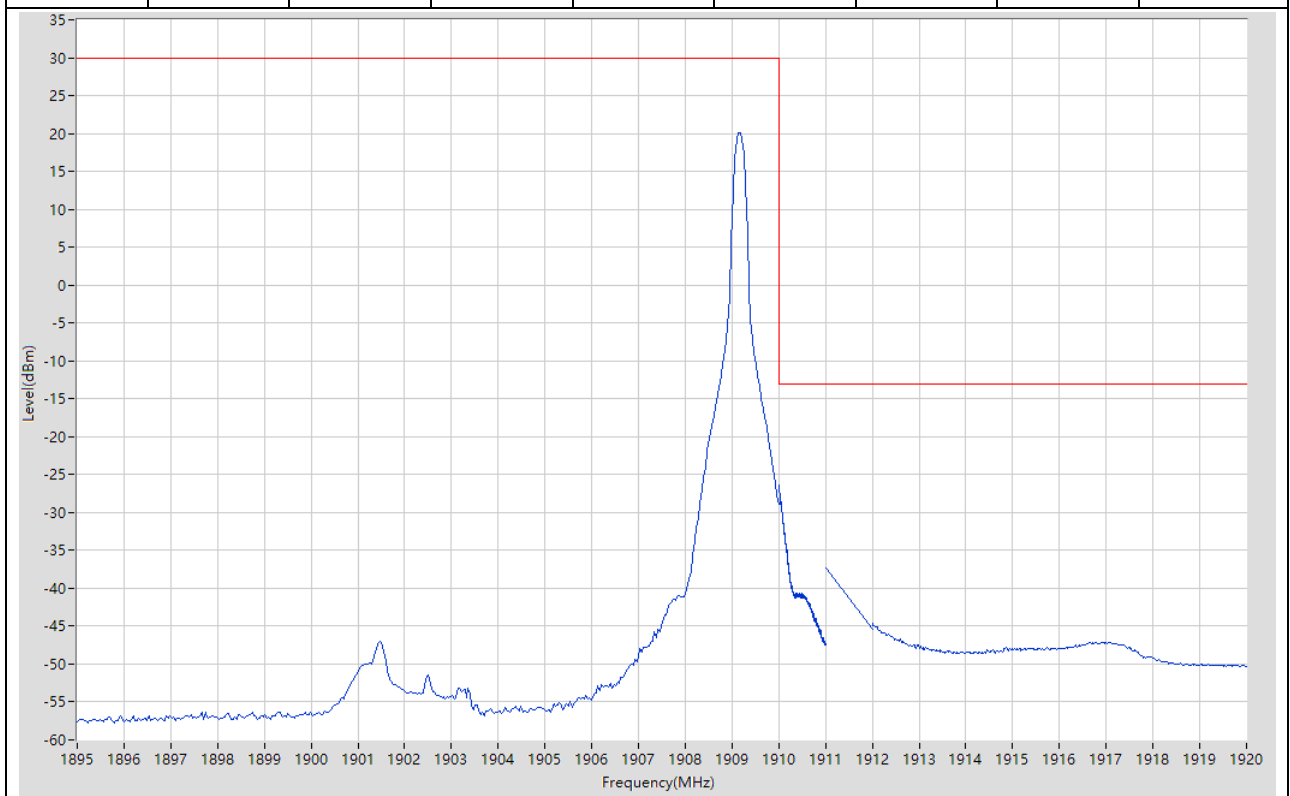
**8.36. LTE Band Edge\_Part22-24-27(NTNV)(Subtest:36, Channel:18675, Bandwidth:15, Modulation:Q16, RB Number: 75, RB Position:LOW)**

Start Frequency (MHz)	Stop Frequency (MHz)	RBW (MHz)	Detector	Frequency (MHz)	Power (dBm)	Limit (dBm)	Verdict	Sweep Point
1840	1848	1	RMS	1847.54	-28.24	-13	Pass	401
1848	1849	1	RMS	1849	-27.15	-13	Pass	2
1849	1850	0.15	RMS	1850	-32.36	-13	Pass	401
1850	1865	0.1	RMS	1863.95	0.18	30	Pass	401



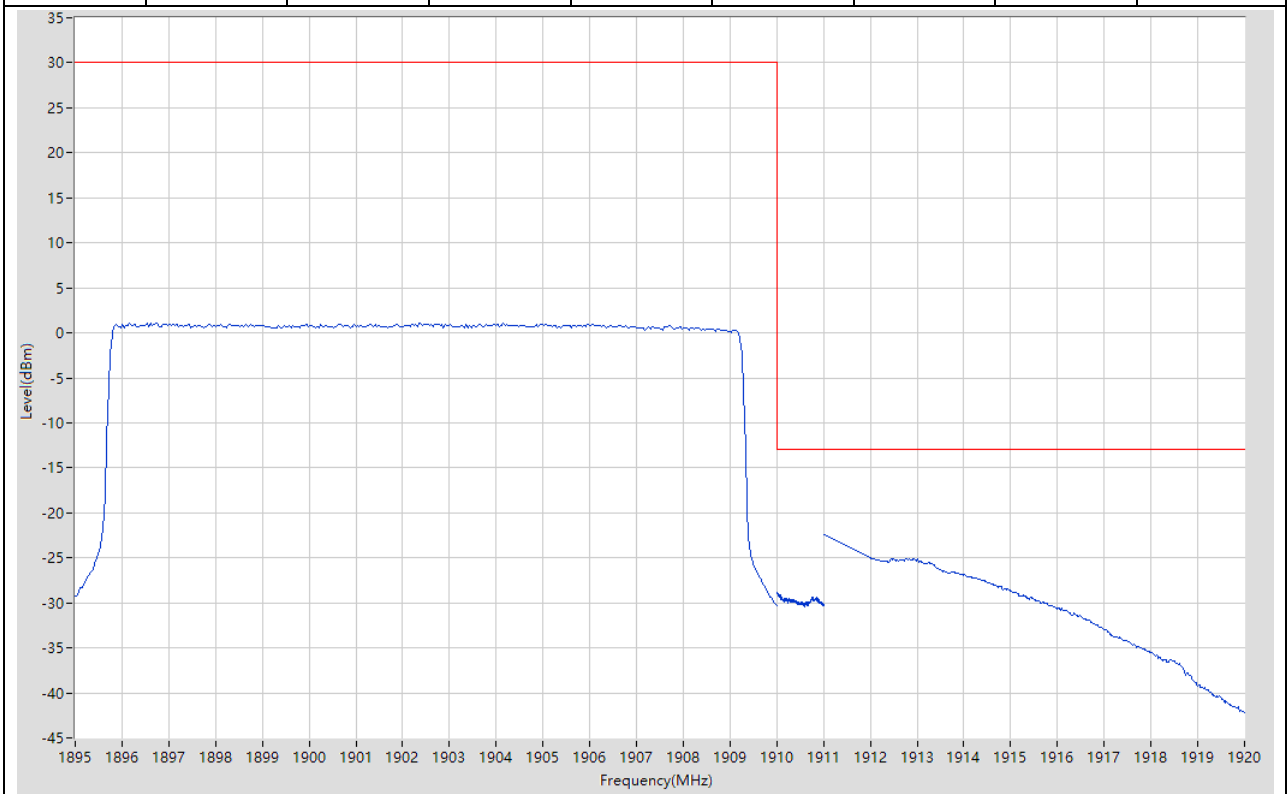
**8.37. LTE Band Edge\_Part22-24-27(NTNV)(Subtest:37, Channel:19125, Bandwidth:15, Modulation:QPSK, RB Number: 1, RB Position:HIGH)**

Start Frequency (MHz)	Stop Frequency (MHz)	RBW (MHz)	Detector	Frequency (MHz)	Power (dBm)	Limit (dBm)	Verdict	Sweep Point
1895	1910	0.1	RMS	1909.138	20.08	30	Pass	401
1910	1911	0.15	RMS	1910	-26.4	-13	Pass	401
1911	1912	1	RMS	1911	-37.25	-13	Pass	2
1912	1920	1	RMS	1912	-44.66	-13	Pass	401



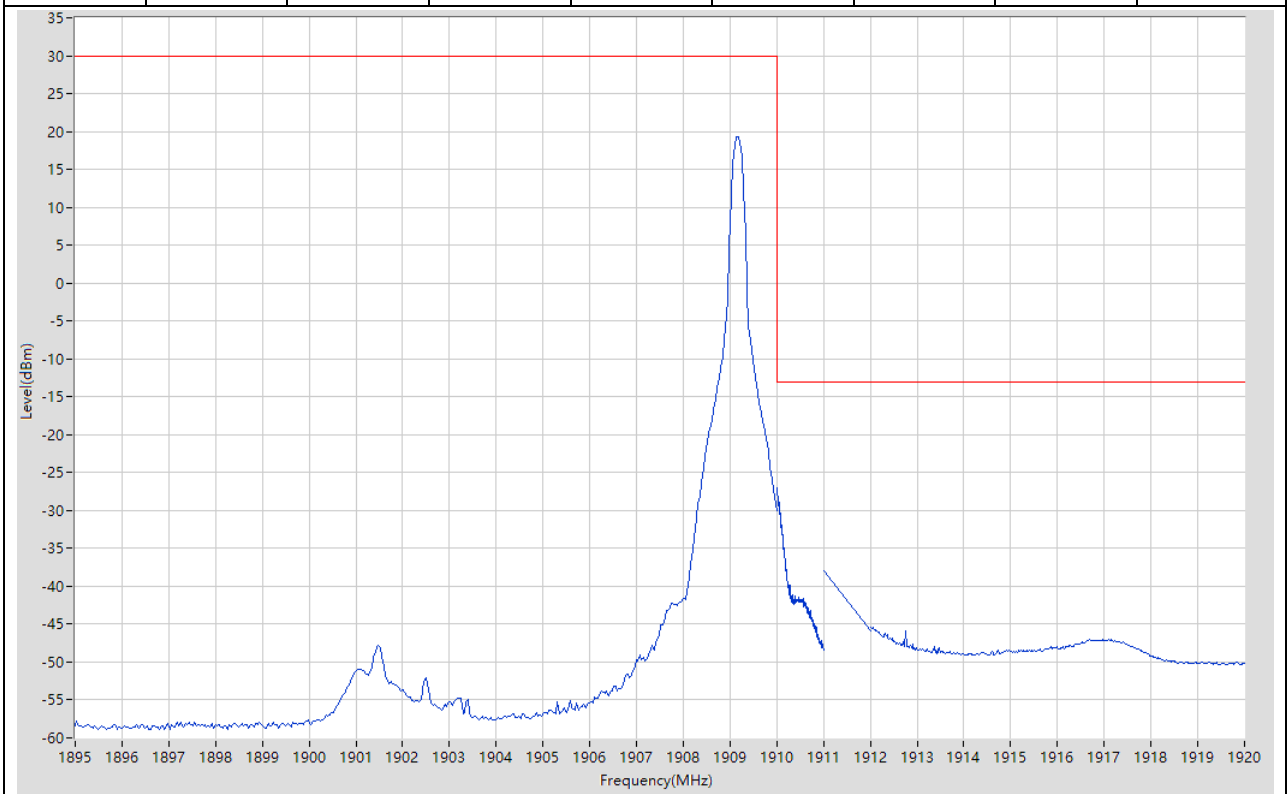
**8.38. LTE Band Edge\_Part22-24-27(NTNV)(Subtest:38, Channel:19125, Bandwidth:15, Modulation:QPSK, RB Number: 75, RB Position:HIGH)**

Start Frequency (MHz)	Stop Frequency (MHz)	RBW (MHz)	Detector	Frequency (MHz)	Power (dBm)	Limit (dBm)	Verdict	Sweep Point
1895	1910	0.1	RMS	1902.35	1.1	30	Pass	401
1910	1911	0.15	RMS	1910.013	-28.9	-13	Pass	401
1911	1912	1	RMS	1911	-22.4	-13	Pass	2
1912	1920	1	RMS	1912.92	-25.06	-13	Pass	401



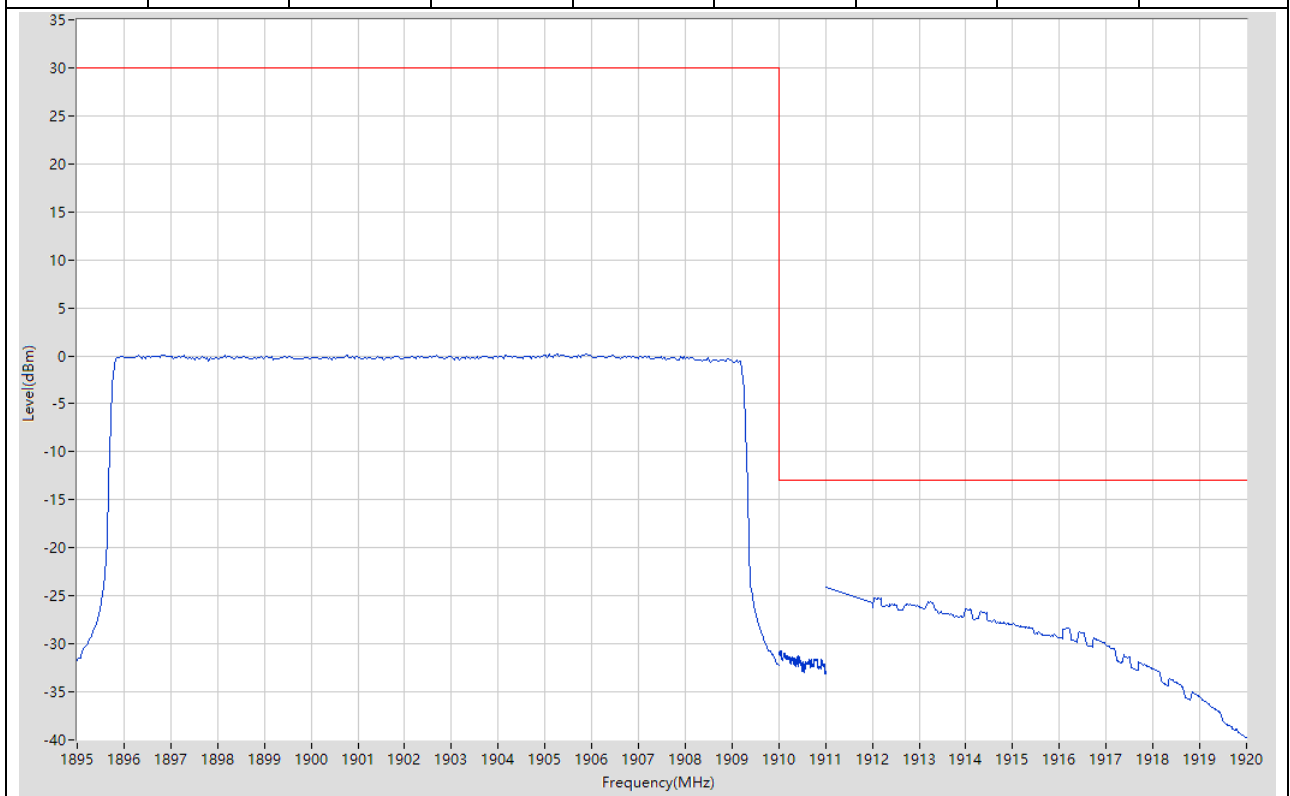
**8.39. LTE Band Edge\_Part22-24-27(NTNV)(Subtest:39, Channel:19125, Bandwidth:15, Modulation:Q16, RB Number: 1, RB Position:HIGH)**

Start Frequency (MHz)	Stop Frequency (MHz)	RBW (MHz)	Detector	Frequency (MHz)	Power (dBm)	Limit (dBm)	Verdict	Sweep Point
1895	1910	0.1	RMS	1909.175	19.24	30	Pass	401
1910	1911	0.15	RMS	1910.003	-27.08	-13	Pass	401
1911	1912	1	RMS	1911	-38.03	-13	Pass	2
1912	1920	1	RMS	1912	-45.38	-13	Pass	401



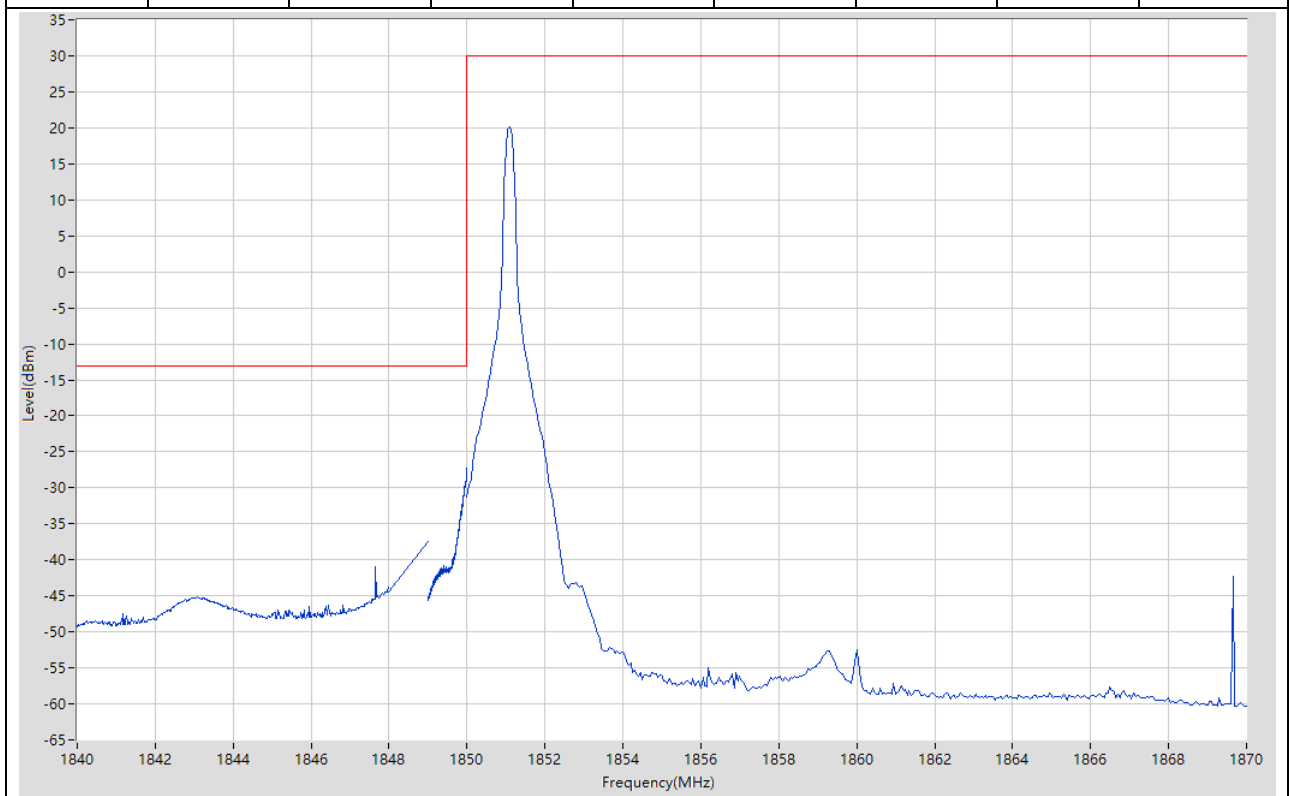
**8.40. LTE Band Edge\_Part22-24-27(NTNV)(Subtest:40, Channel:19125, Bandwidth:15, Modulation:Q16, RB Number: 75, RB Position:HIGH)**

Start Frequency (MHz)	Stop Frequency (MHz)	RBW (MHz)	Detector	Frequency (MHz)	Power (dBm)	Limit (dBm)	Verdict	Sweep Point
1895	1910	0.1	RMS	1905.088	0.2	30	Pass	401
1910	1911	0.15	RMS	1910.043	-30.76	-13	Pass	401
1911	1912	1	RMS	1911	-24.1	-13	Pass	2
1912	1920	1	RMS	1912.04	-25.22	-13	Pass	401



**8.41. LTE Band Edge\_Part22-24-27(NTNV)(Subtest:41, Channel:18700, Bandwidth:20, Modulation:QPSK, RB Number: 1, RB Position:LOW)**

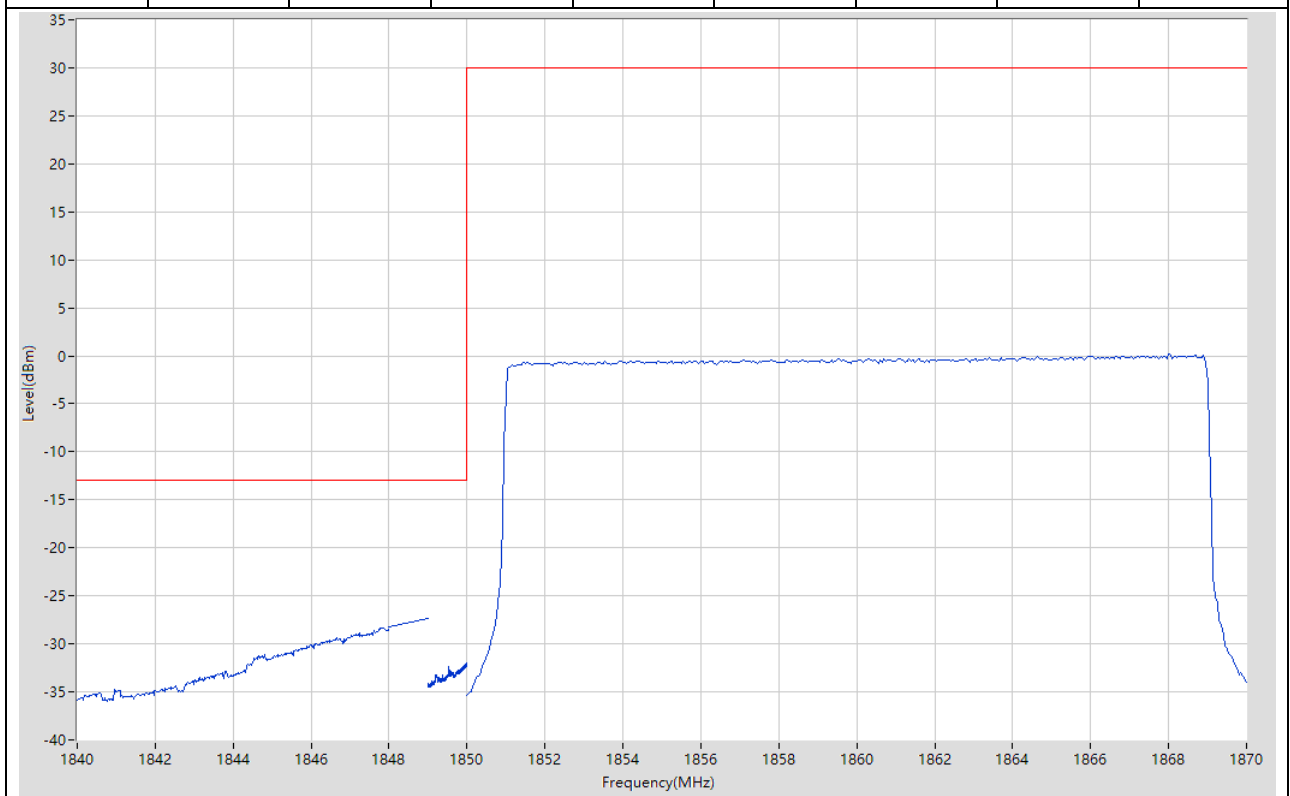
Start Frequency (MHz)	Stop Frequency (MHz)	RBW (MHz)	Detector	Frequency (MHz)	Power (dBm)	Limit (dBm)	Verdict	Sweep Point
1840	1848	1	RMS	1847.66	-40.93	-13	Pass	401
1848	1849	1	RMS	1849	-37.38	-13	Pass	2
1849	1850	0.2	RMS	1850	-27.33	-13	Pass	401
1850	1870	0.1	RMS	1851.1	20.14	30	Pass	401





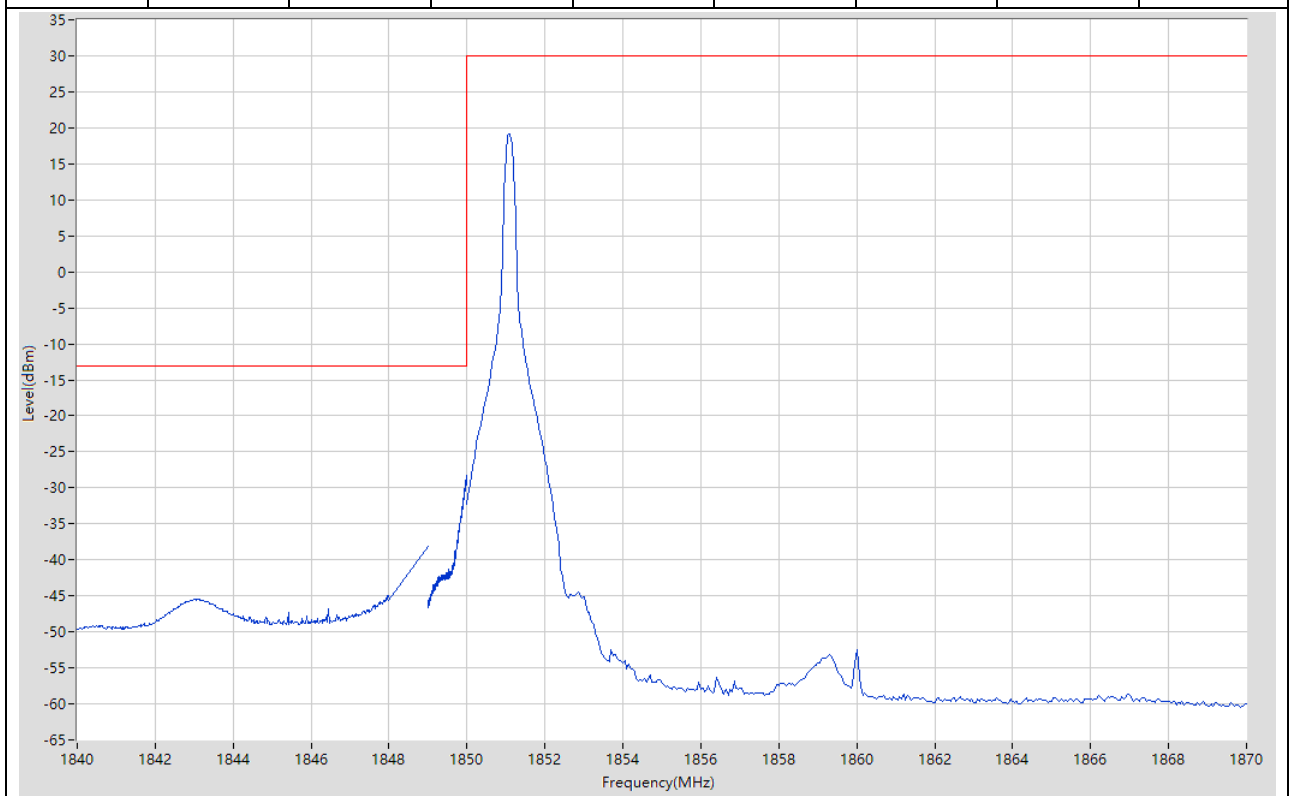
**8.42. LTE Band Edge\_Part22-24-27(NTNV)(Subtest:42, Channel:18700, Bandwidth:20, Modulation:QPSK, RB Number: 100, RB Position:LOW)**

Start Frequency (MHz)	Stop Frequency (MHz)	RBW (MHz)	Detector	Frequency (MHz)	Power (dBm)	Limit (dBm)	Verdict	Sweep Point
1840	1848	1	RMS	1847.76	-28.32	-13	Pass	401
1848	1849	1	RMS	1849	-27.32	-13	Pass	2
1849	1850	0.2	RMS	1850	-32.04	-13	Pass	401
1850	1870	0.1	RMS	1868	0.14	30	Pass	401



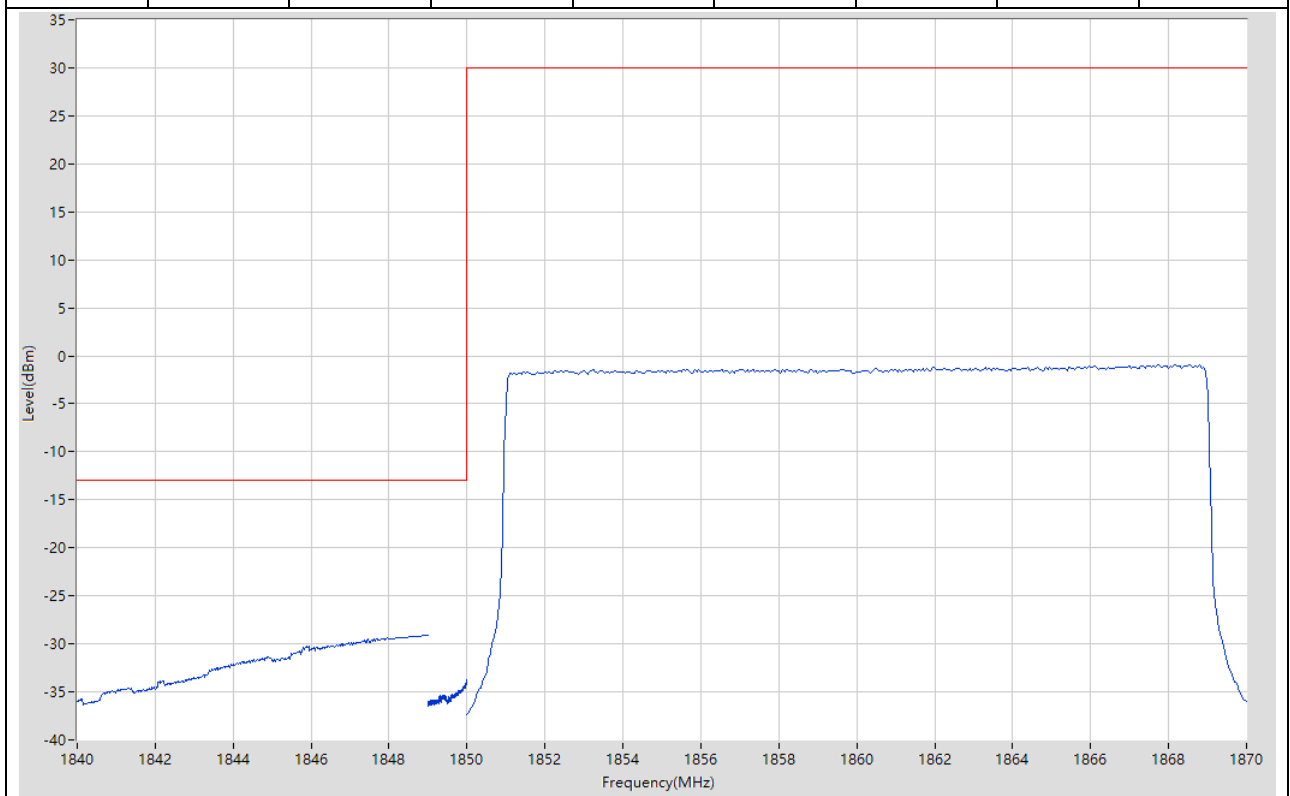
**8.43. LTE Band Edge\_Part22-24-27(NTNV)(Subtest:43, Channel:18700, Bandwidth:20, Modulation:Q16, RB Number: 1, RB Position:LOW)**

Start Frequency (MHz)	Stop Frequency (MHz)	RBW (MHz)	Detector	Frequency (MHz)	Power (dBm)	Limit (dBm)	Verdict	Sweep Point
1840	1848	1	RMS	1847.94	-44.93	-13	Pass	401
1848	1849	1	RMS	1849	-38.19	-13	Pass	2
1849	1850	0.2	RMS	1850	-28.24	-13	Pass	401
1850	1870	0.1	RMS	1851.1	19.18	30	Pass	401



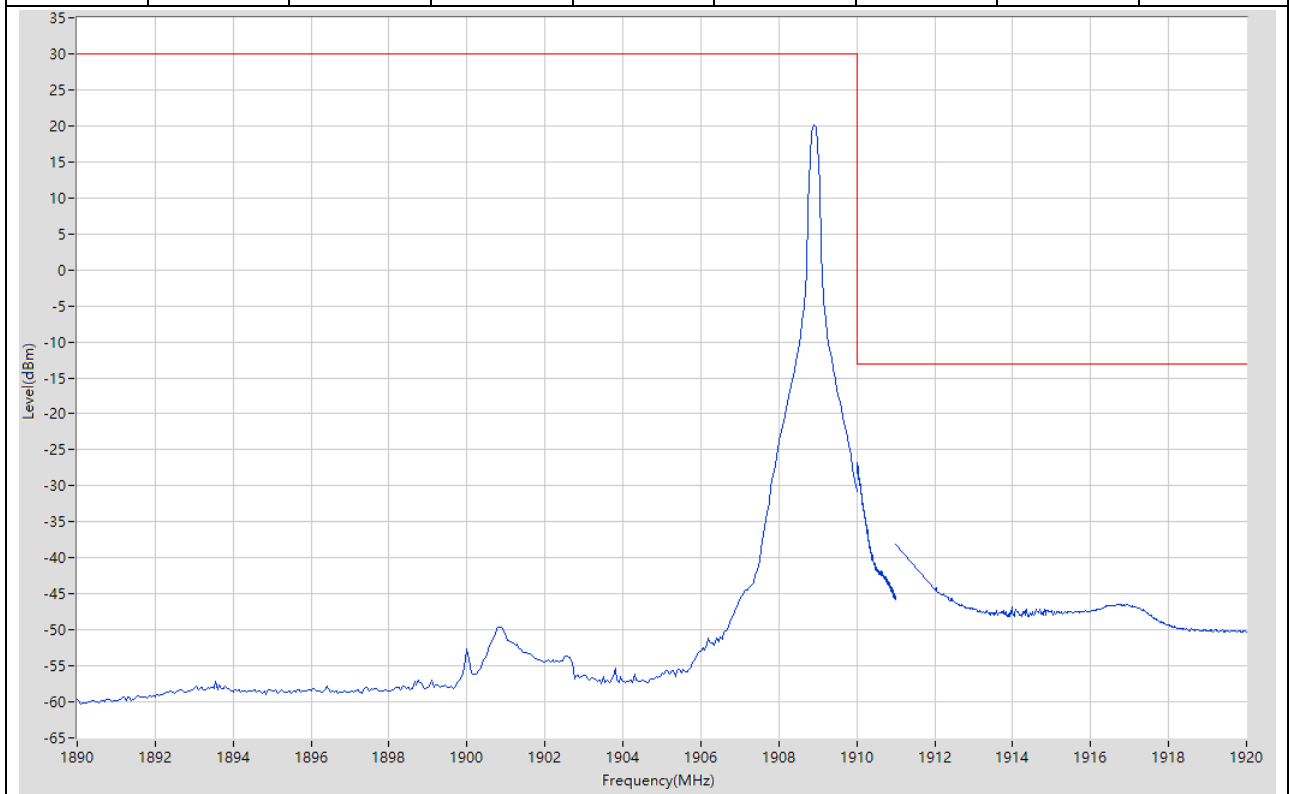
**8.44. LTE Band Edge\_Part22-24-27(NTNV)(Subtest:44, Channel:18700, Bandwidth:20, Modulation:Q16, RB Number: 100, RB Position:LOW)**

Start Frequency (MHz)	Stop Frequency (MHz)	RBW (MHz)	Detector	Frequency (MHz)	Power (dBm)	Limit (dBm)	Verdict	Sweep Point
1840	1848	1	RMS	1847.96	-29.35	-13	Pass	401
1848	1849	1	RMS	1849	-29.11	-13	Pass	2
1849	1850	0.2	RMS	1849.998	-33.71	-13	Pass	401
1850	1870	0.1	RMS	1868.55	-0.89	30	Pass	401



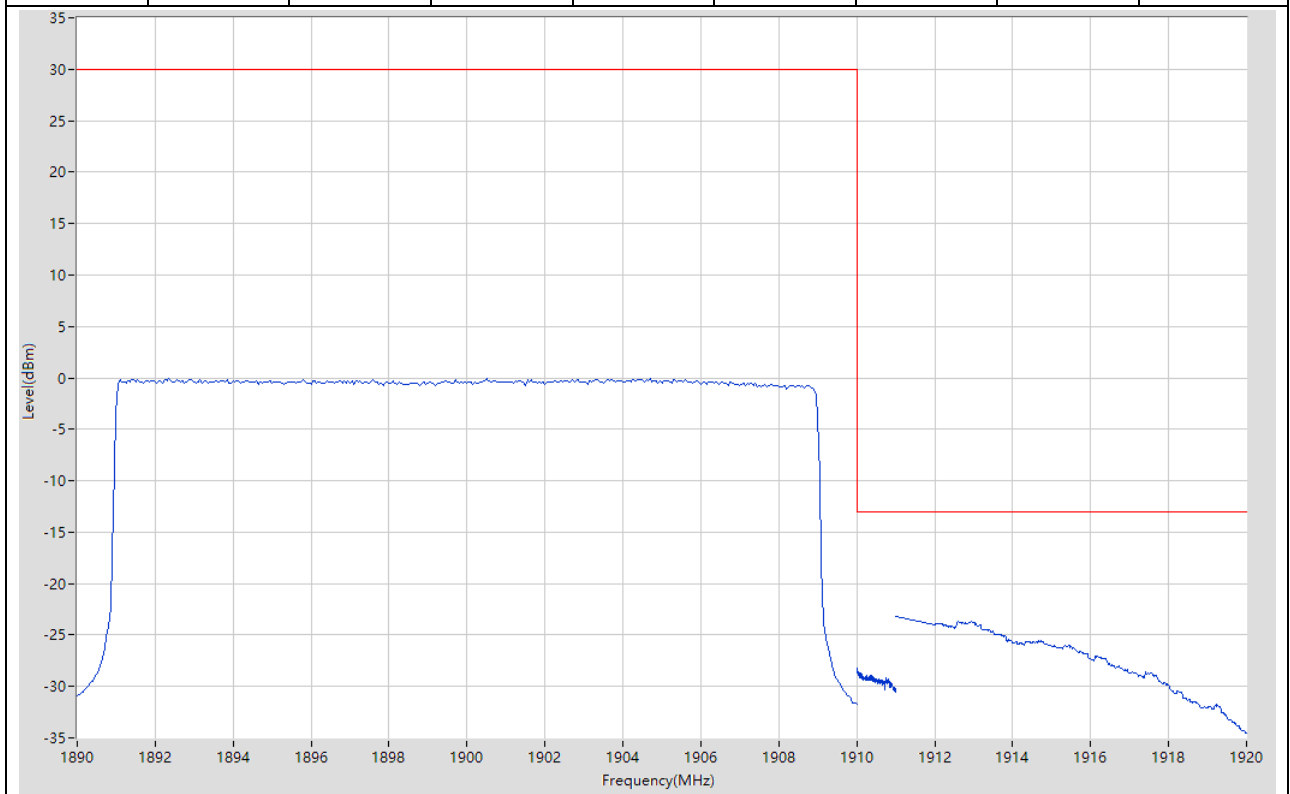
**8.45. LTE Band Edge\_Part22-24-27(NTNV)(Subtest:45, Channel:19100, Bandwidth:20, Modulation:QPSK, RB Number: 1, RB Position:HIGH)**

Start Frequency (MHz)	Stop Frequency (MHz)	RBW (MHz)	Detector	Frequency (MHz)	Power (dBm)	Limit (dBm)	Verdict	Sweep Point
1890	1910	0.1	RMS	1908.9	20.17	30	Pass	401
1910	1911	0.2	RMS	1910.003	-26.71	-13	Pass	401
1911	1912	1	RMS	1911	-38.16	-13	Pass	2
1912	1920	1	RMS	1912.04	-44.14	-13	Pass	401



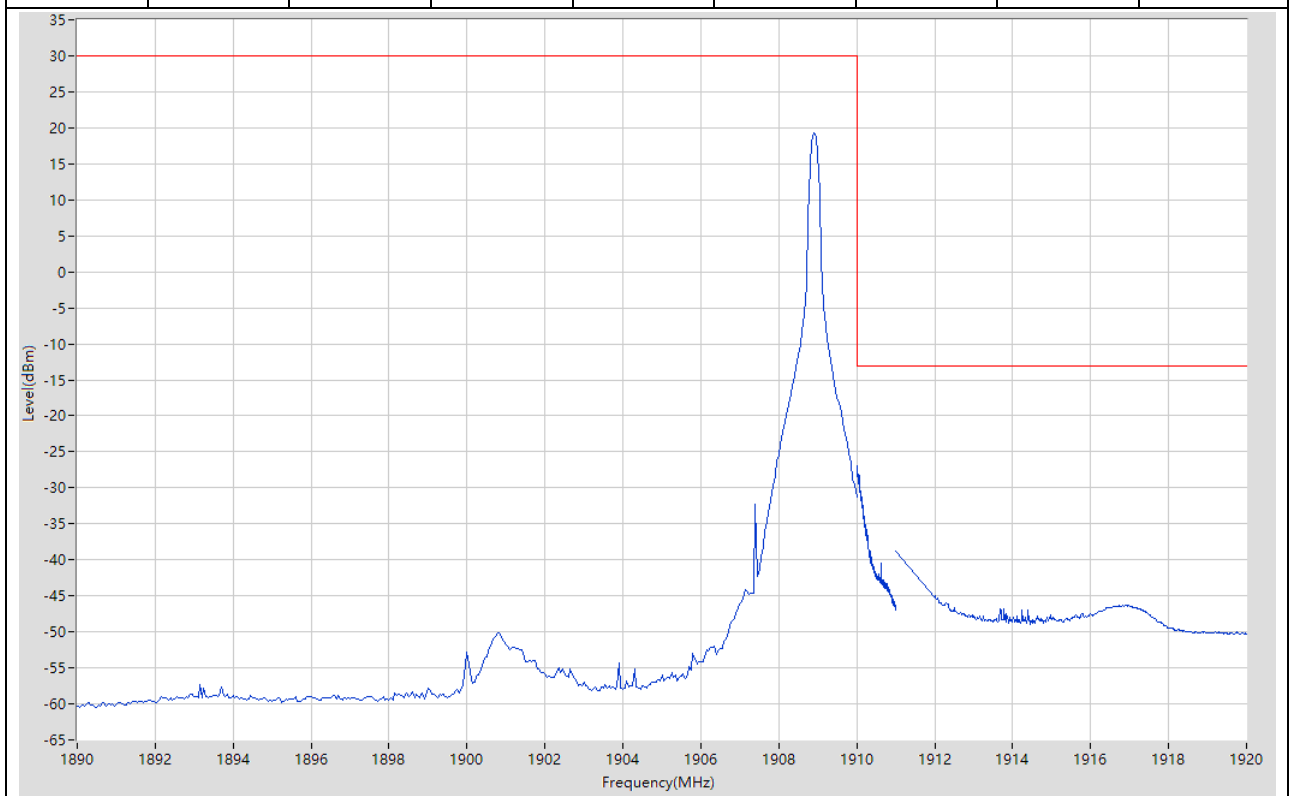
**8.46. LTE Band Edge\_Part22-24-27(NTNV)(Subtest:46, Channel:19100, Bandwidth:20, Modulation:QPSK, RB Number: 100, RB Position:HIGH)**

Start Frequency (MHz)	Stop Frequency (MHz)	RBW (MHz)	Detector	Frequency (MHz)	Power (dBm)	Limit (dBm)	Verdict	Sweep Point
1890	1910	0.1	RMS	1892.35	-0.04	30	Pass	401
1910	1911	0.2	RMS	1910.003	-28.2	-13	Pass	401
1911	1912	1	RMS	1911	-23.18	-13	Pass	2
1912	1920	1	RMS	1912.94	-23.71	-13	Pass	401



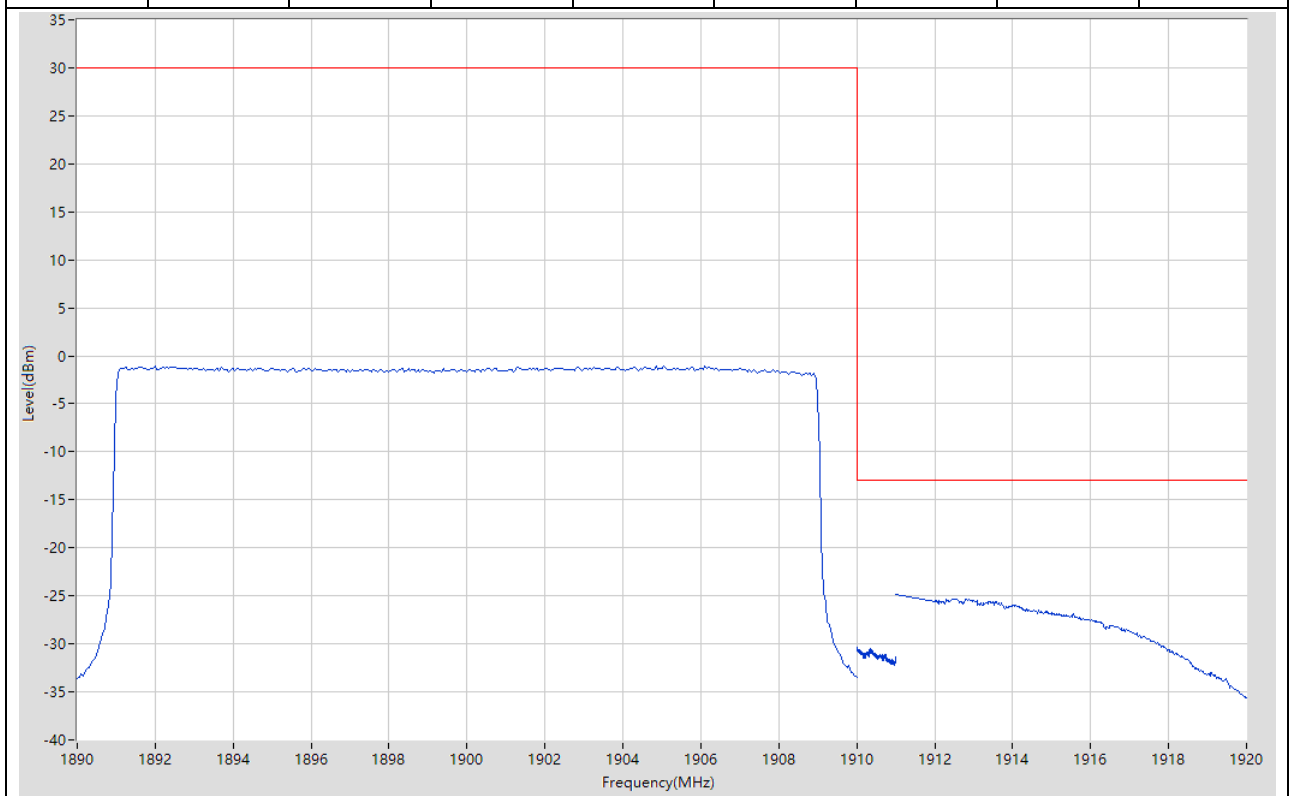
**8.47. LTE Band Edge\_Part22-24-27(NTNV)(Subtest:47, Channel:19100, Bandwidth:20, Modulation:Q16, RB Number: 1, RB Position:HIGH)**

Start Frequency (MHz)	Stop Frequency (MHz)	RBW (MHz)	Detector	Frequency (MHz)	Power (dBm)	Limit (dBm)	Verdict	Sweep Point
1890	1910	0.1	RMS	1908.9	19.24	30	Pass	401
1910	1911	0.2	RMS	1910.003	-26.97	-13	Pass	401
1911	1912	1	RMS	1911	-38.83	-13	Pass	2
1912	1920	1	RMS	1912	-44.9	-13	Pass	401



**8.48. LTE Band Edge\_Part22-24-27(NTNV)(Subtest:48, Channel:19100, Bandwidth:20, Modulation:Q16, RB Number: 100, RB Position:HIGH)**

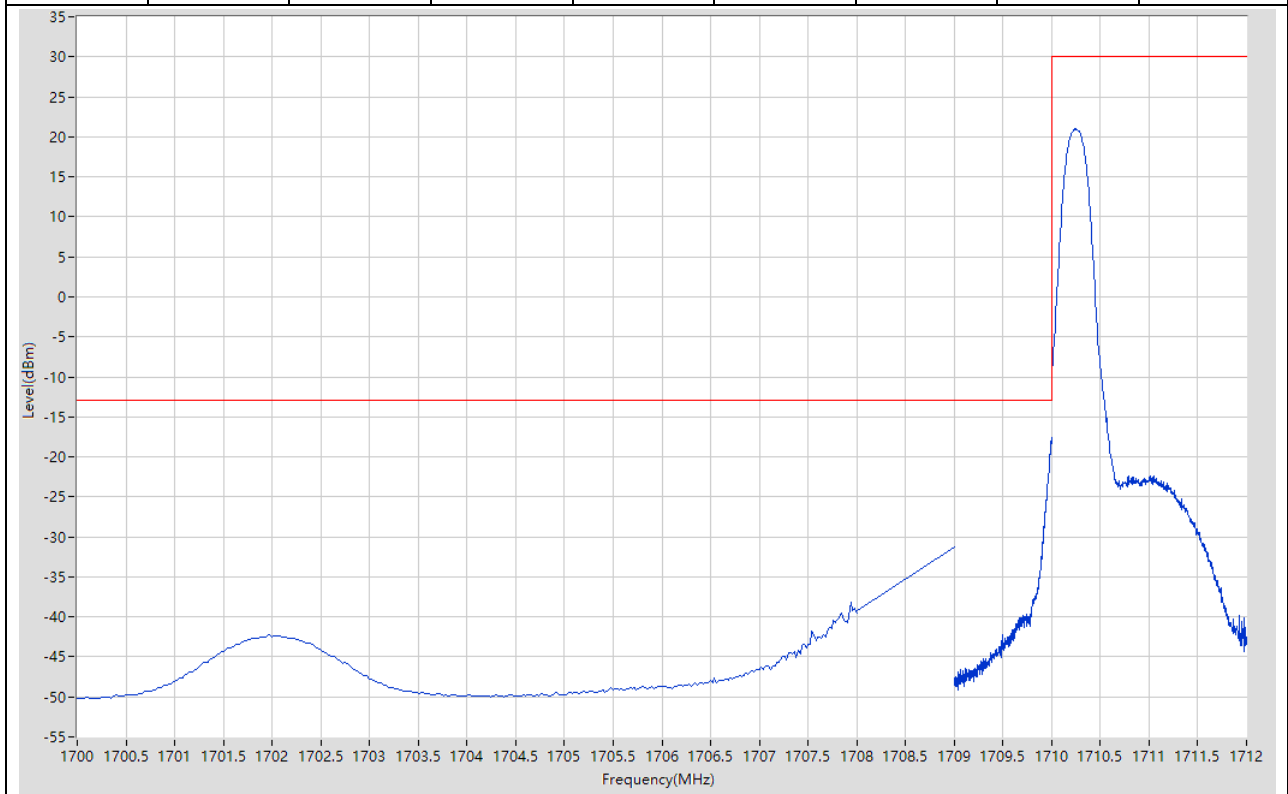
Start Frequency (MHz)	Stop Frequency (MHz)	RBW (MHz)	Detector	Frequency (MHz)	Power (dBm)	Limit (dBm)	Verdict	Sweep Point
1890	1910	0.1	RMS	1904.85	-1.09	30	Pass	401
1910	1911	0.2	RMS	1910.008	-30.32	-13	Pass	401
1911	1912	1	RMS	1911	-24.89	-13	Pass	2
1912	1920	1	RMS	1912.82	-25.29	-13	Pass	401



## 9. LTE\_Band4

### 9.1. LTE Band Edge\_Part22-24-27(NTNV)(Subtest:1, Channel:19957, Bandwidth:1.4, Modulation:QPSK, RB Number: 1, RB Position:LOW)

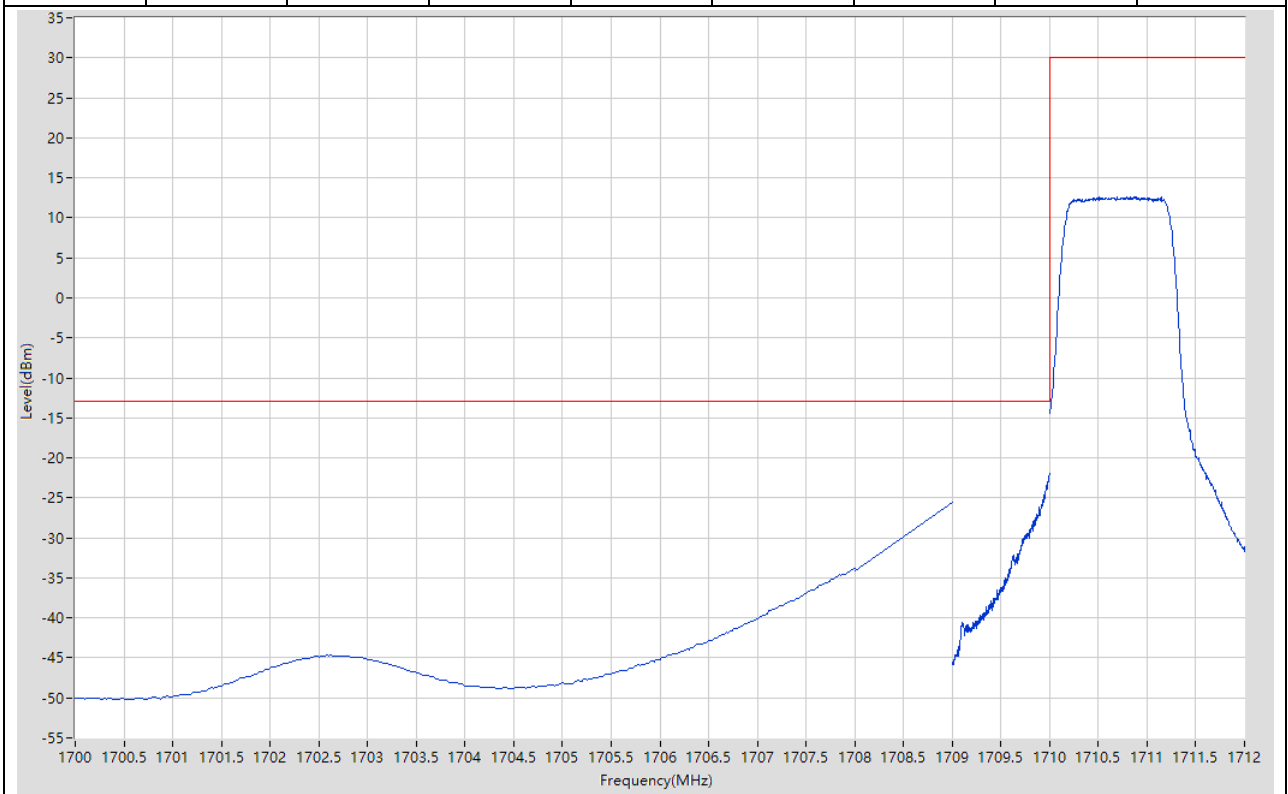
Start Frequency (MHz)	Stop Frequency (MHz)	RBW (MHz)	Detector	Frequency (MHz)	Power (dBm)	Limit (dBm)	Verdict	Sweep Point
1700	1708	1	RMS	1707.94	-38.21	-13	Pass	401
1708	1709	1	RMS	1709	-31.19	-13	Pass	2
1709	1710	0.02	RMS	1710	-17.54	-13	Pass	401
1710	1712	0.1	RMS	1710.245	21.02	30	Pass	401





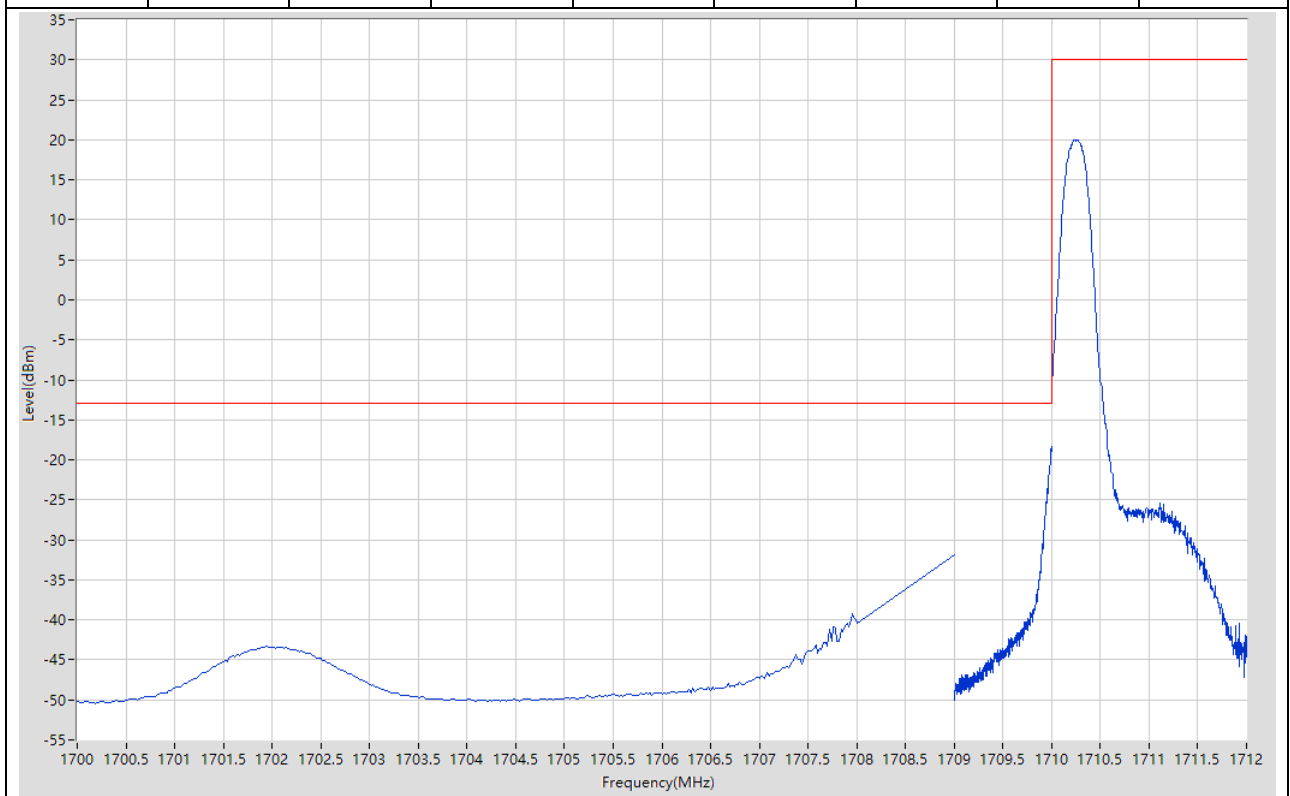
**9.2. LTE Band Edge\_Part22-24-27(NTNV)(Subtest:2, Channel:19957, Bandwidth:1.4, Modulation:QPSK, RB Number: 6, RB Position:LOW)**

Start Frequency (MHz)	Stop Frequency (MHz)	RBW (MHz)	Detector	Frequency (MHz)	Power (dBm)	Limit (dBm)	Verdict	Sweep Point
1700	1708	1	RMS	1708	-33.84	-13	Pass	401
1708	1709	1	RMS	1709	-25.54	-13	Pass	2
1709	1710	0.02	RMS	1710	-21.92	-13	Pass	401
1710	1712	0.1	RMS	1710.875	12.65	30	Pass	401



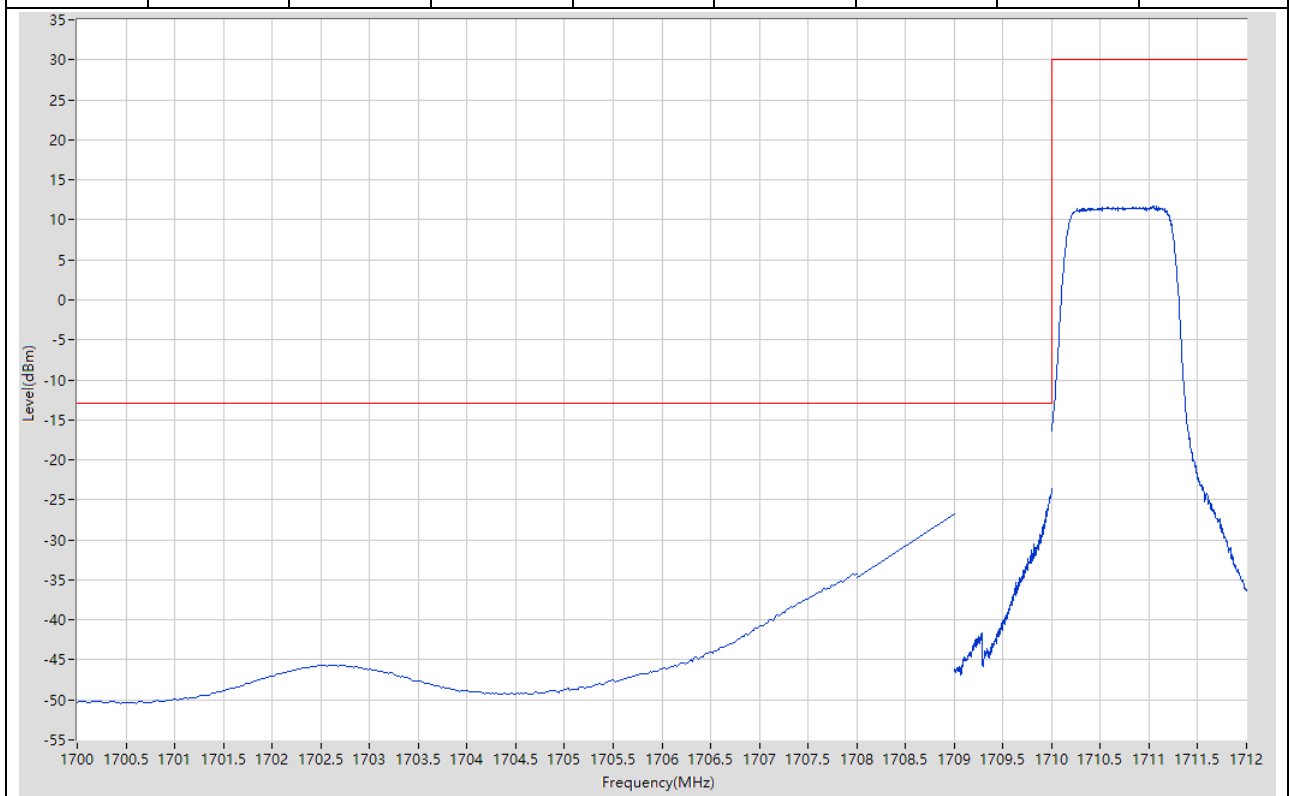
**9.3. LTE Band Edge\_Part22-24-27(NTNV)(Subtest:3, Channel:19957, Bandwidth:1.4, Modulation:Q16, RB Number: 1, RB Position:LOW)**

Start Frequency (MHz)	Stop Frequency (MHz)	RBW (MHz)	Detector	Frequency (MHz)	Power (dBm)	Limit (dBm)	Verdict	Sweep Point
1700	1708	1	RMS	1707.96	-39.27	-13	Pass	401
1708	1709	1	RMS	1709	-31.82	-13	Pass	2
1709	1710	0.02	RMS	1710	-18.37	-13	Pass	401
1710	1712	0.1	RMS	1710.245	20.02	30	Pass	401



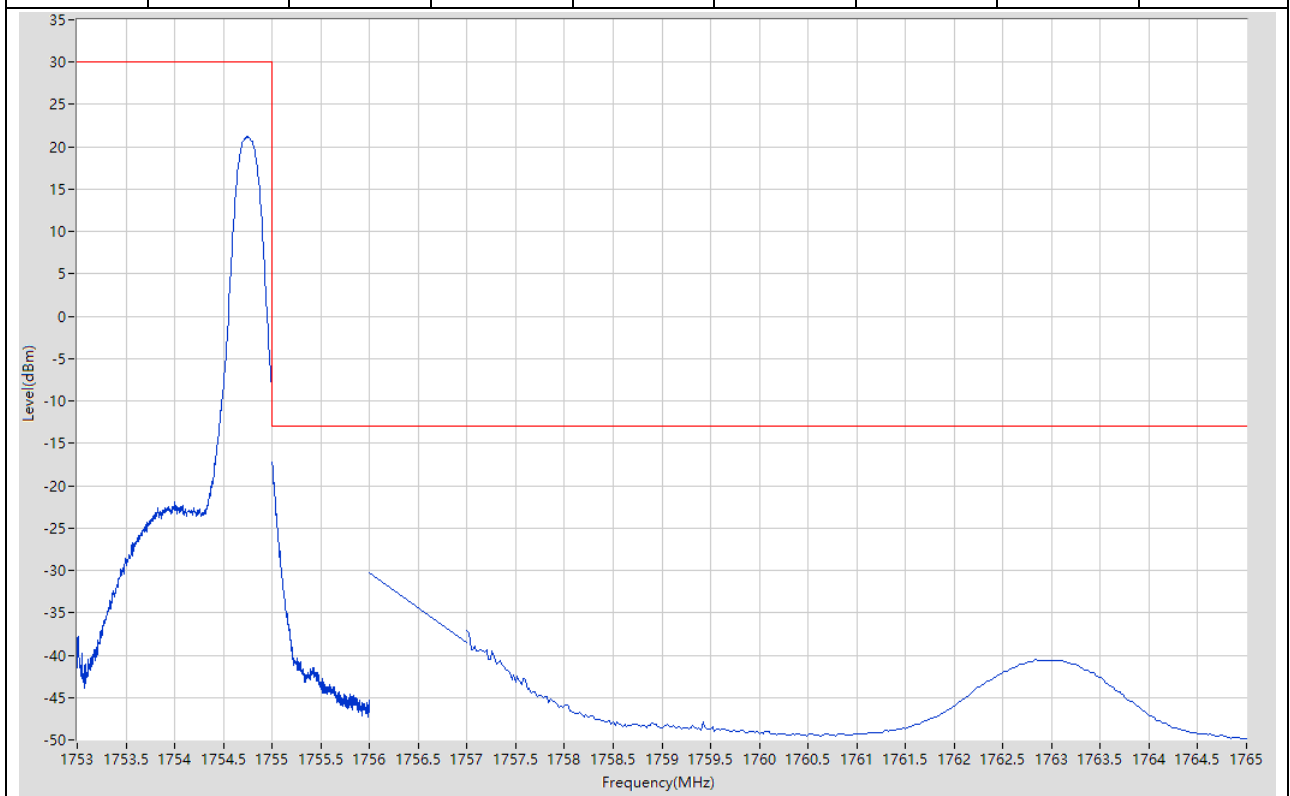
**9.4. LTE Band Edge\_Part22-24-27(NTNV)(Subtest:4, Channel:19957, Bandwidth:1.4, Modulation:Q16, RB Number: 6, RB Position:LOW)**

Start Frequency (MHz)	Stop Frequency (MHz)	RBW (MHz)	Detector	Frequency (MHz)	Power (dBm)	Limit (dBm)	Verdict	Sweep Point
1700	1708	1	RMS	1708	-34.3	-13	Pass	401
1708	1709	1	RMS	1709	-26.74	-13	Pass	2
1709	1710	0.02	RMS	1710	-23.57	-13	Pass	401
1710	1712	0.1	RMS	1711.05	11.74	30	Pass	401



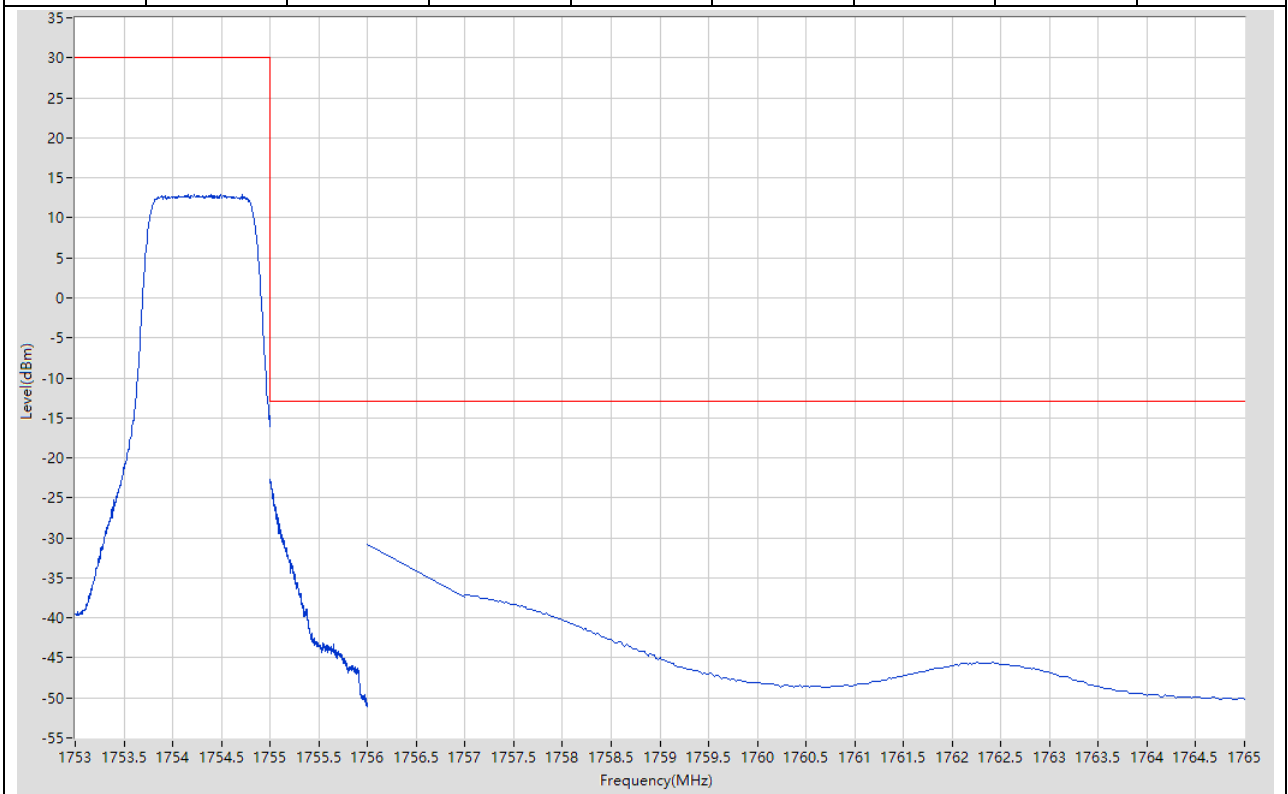
**9.5. LTE Band Edge\_Part22-24-27(NTNV)(Subtest:5, Channel:20393, Bandwidth:1.4, Modulation:QPSK, RB Number: 1, RB Position:HIGH)**

Start Frequency (MHz)	Stop Frequency (MHz)	RBW (MHz)	Detector	Frequency (MHz)	Power (dBm)	Limit (dBm)	Verdict	Sweep Point
1753	1755	0.1	RMS	1754.745	21.2	30	Pass	401
1755	1756	0.02	RMS	1755.003	-17.29	-13	Pass	401
1756	1757	1	RMS	1756	-30.32	-13	Pass	2
1757	1765	1	RMS	1757	-37.13	-13	Pass	401



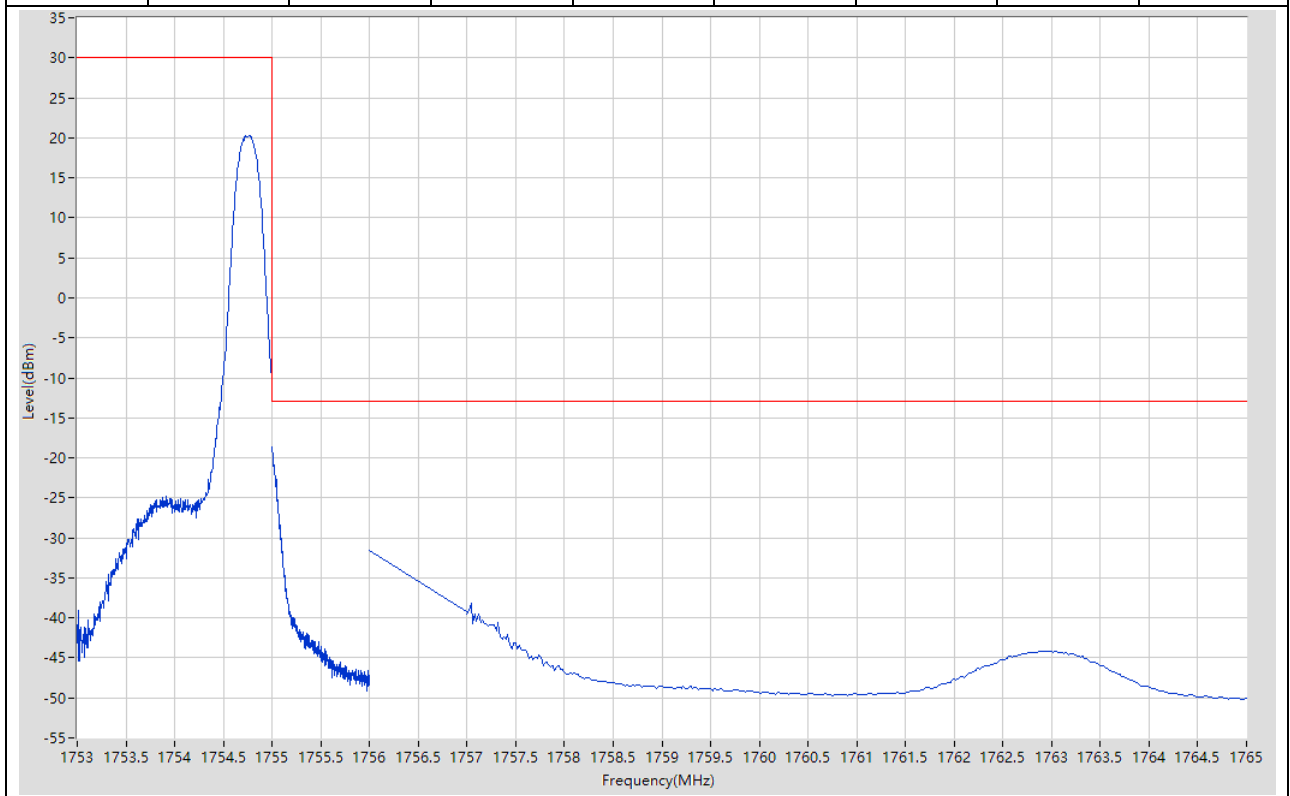
**9.6. LTE Band Edge\_Part22-24-27(NTNV)(Subtest:6, Channel:20393, Bandwidth:1.4, Modulation:QPSK, RB Number: 6, RB Position:HIGH)**

Start Frequency (MHz)	Stop Frequency (MHz)	RBW (MHz)	Detector	Frequency (MHz)	Power (dBm)	Limit (dBm)	Verdict	Sweep Point
1753	1755	0.1	RMS	1754.22	12.89	30	Pass	401
1755	1756	0.02	RMS	1755	-22.63	-13	Pass	401
1756	1757	1	RMS	1756	-30.81	-13	Pass	2
1757	1765	1	RMS	1757.02	-37.06	-13	Pass	401



**9.7. LTE Band Edge\_Part22-24-27(NTNV)(Subtest:7, Channel:20393, Bandwidth:1.4, Modulation:Q16, RB Number: 1, RB Position:HIGH)**

Start Frequency (MHz)	Stop Frequency (MHz)	RBW (MHz)	Detector	Frequency (MHz)	Power (dBm)	Limit (dBm)	Verdict	Sweep Point
1753	1755	0.1	RMS	1754.76	20.31	30	Pass	401
1755	1756	0.02	RMS	1755	-18.67	-13	Pass	401
1756	1757	1	RMS	1756	-31.49	-13	Pass	2
1757	1765	1	RMS	1757.04	-38.2	-13	Pass	401



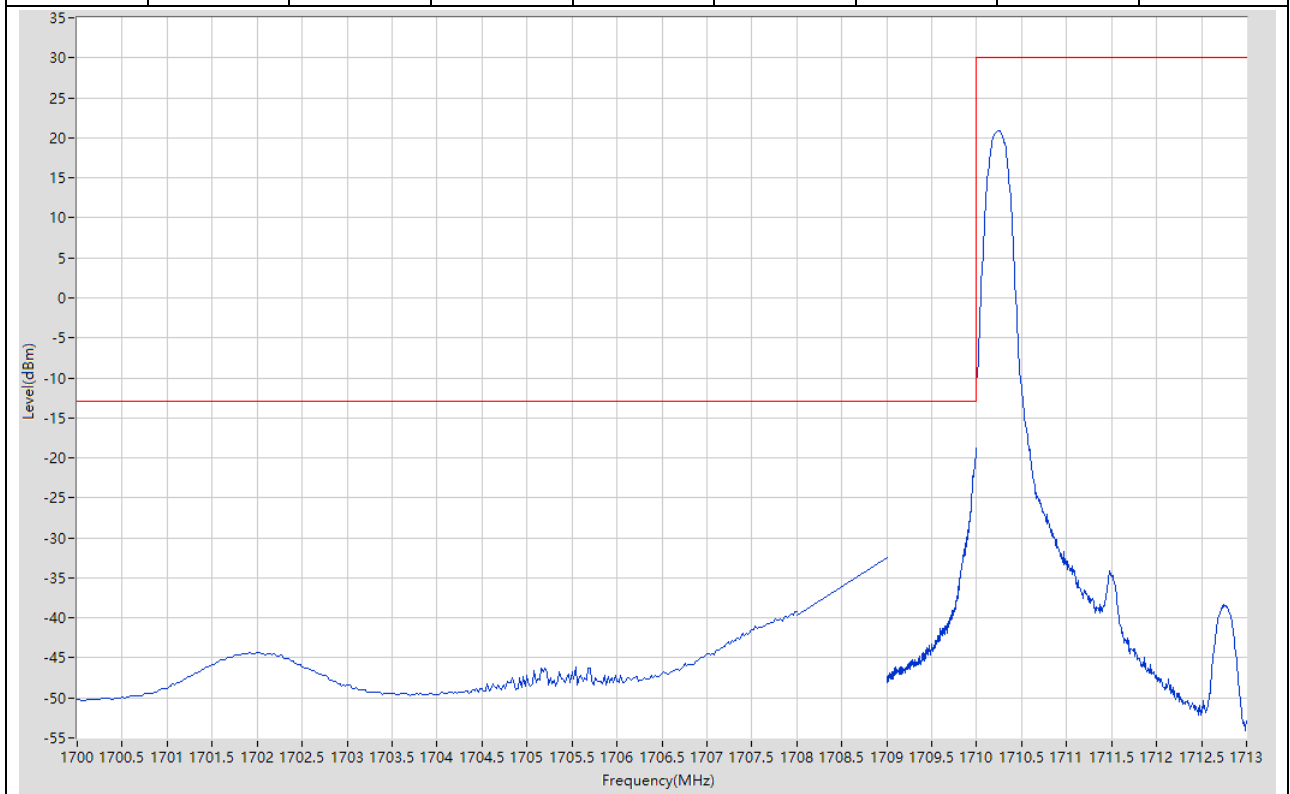
**9.8. LTE Band Edge\_Part22-24-27(NTNV)(Subtest:8, Channel:20393, Bandwidth:1.4, Modulation:Q16, RB Number: 6, RB Position:HIGH)**

Start Frequency (MHz)	Stop Frequency (MHz)	RBW (MHz)	Detector	Frequency (MHz)	Power (dBm)	Limit (dBm)	Verdict	Sweep Point
1753	1755	0.1	RMS	1754.405	11.89	30	Pass	401
1755	1756	0.02	RMS	1755.003	-24.14	-13	Pass	401
1756	1757	1	RMS	1756	-30.35	-13	Pass	2
1757	1765	1	RMS	1757	-36.02	-13	Pass	401



**9.9. LTE Band Edge\_Part22-24-27(NTNV)(Subtest:9, Channel:19965, Bandwidth:3, Modulation:QPSK, RB Number: 1, RB Position:LOW)**

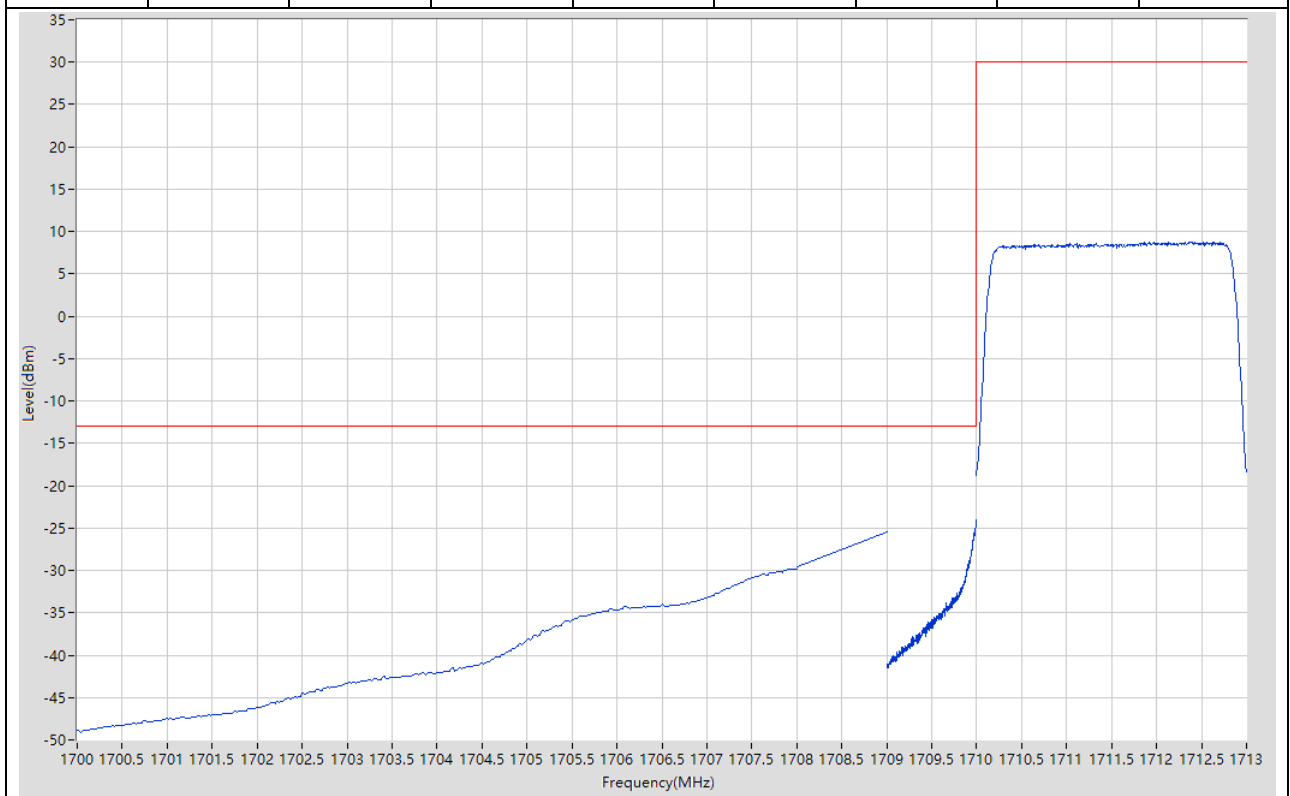
Start Frequency (MHz)	Stop Frequency (MHz)	RBW (MHz)	Detector	Frequency (MHz)	Power (dBm)	Limit (dBm)	Verdict	Sweep Point
1700	1708	1	RMS	1708	-39.2	-13	Pass	401
1708	1709	1	RMS	1709	-32.39	-13	Pass	2
1709	1710	0.03	RMS	1710	-18.82	-13	Pass	401
1710	1713	0.1	RMS	1710.248	20.95	30	Pass	401





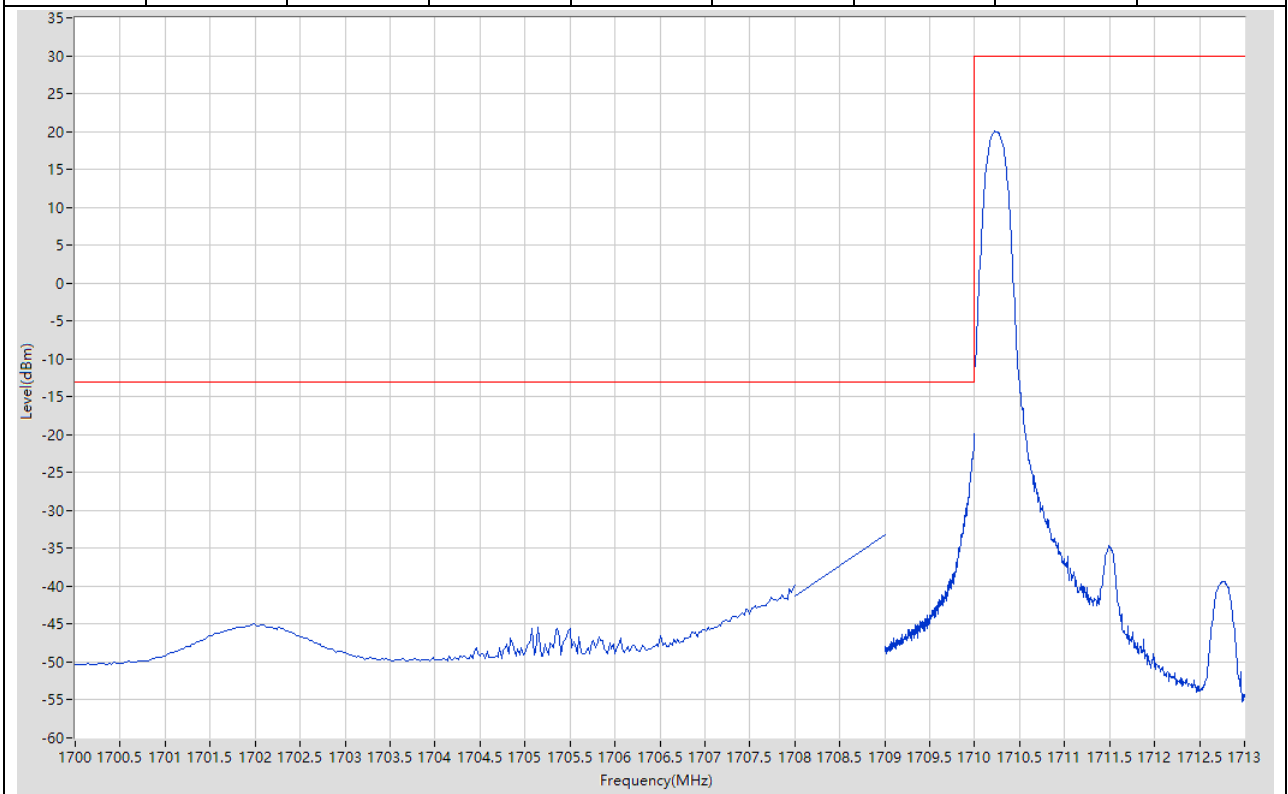
**9.10. LTE Band Edge\_Part22-24-27(NTNV)(Subtest:10, Channel:19965, Bandwidth:3, Modulation:QPSK, RB Number: 15, RB Position:LOW)**

Start Frequency (MHz)	Stop Frequency (MHz)	RBW (MHz)	Detector	Frequency (MHz)	Power (dBm)	Limit (dBm)	Verdict	Sweep Point
1700	1708	1	RMS	1708	-29.8	-13	Pass	401
1708	1709	1	RMS	1709	-25.45	-13	Pass	2
1709	1710	0.03	RMS	1709.998	-23.99	-13	Pass	401
1710	1713	0.1	RMS	1712.423	8.81	30	Pass	401



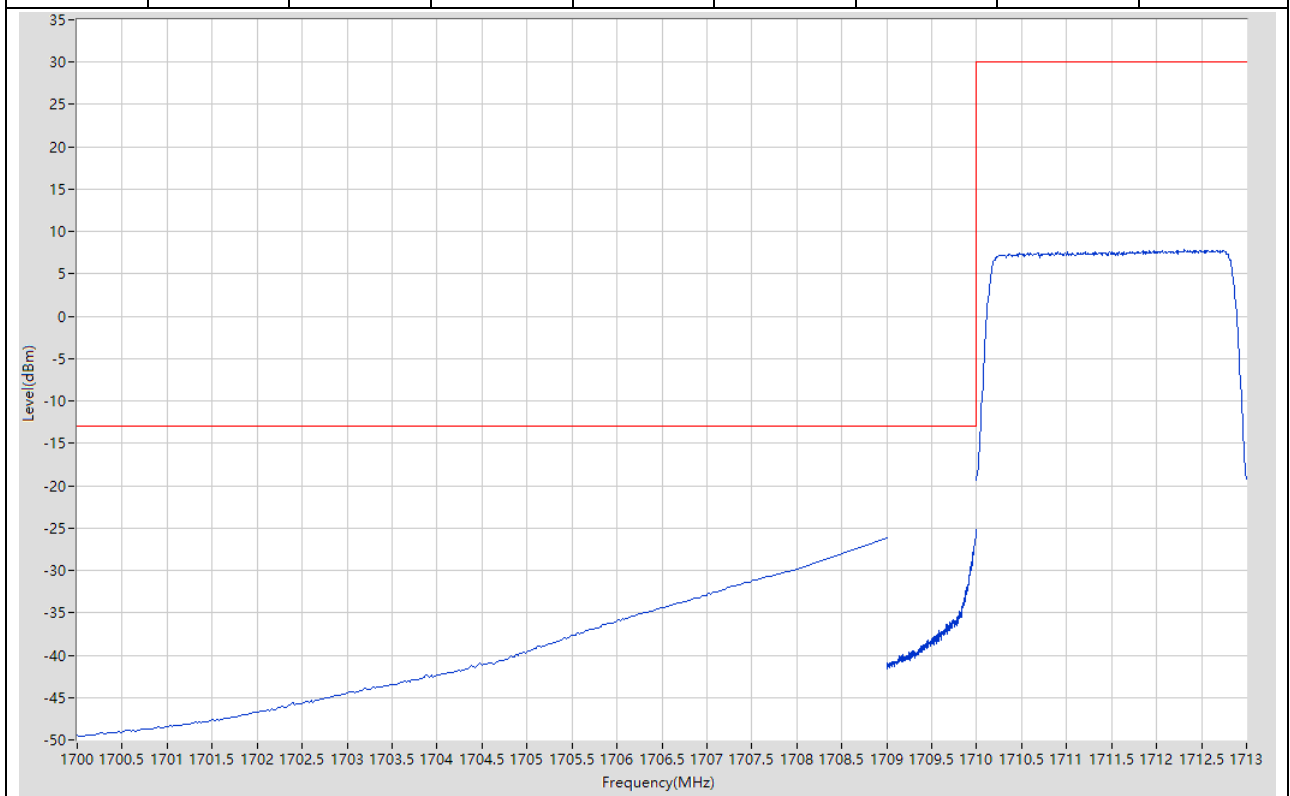
**9.11. LTE Band Edge\_Part22-24-27(NTNV)(Subtest:11, Channel:19965, Bandwidth:3, Modulation:Q16, RB Number: 1, RB Position:LOW)**

Start Frequency (MHz)	Stop Frequency (MHz)	RBW (MHz)	Detector	Frequency (MHz)	Power (dBm)	Limit (dBm)	Verdict	Sweep Point
1700	1708	1	RMS	1708	-39.85	-13	Pass	401
1708	1709	1	RMS	1709	-33.13	-13	Pass	2
1709	1710	0.03	RMS	1710	-19.87	-13	Pass	401
1710	1713	0.1	RMS	1710.225	20.05	30	Pass	401



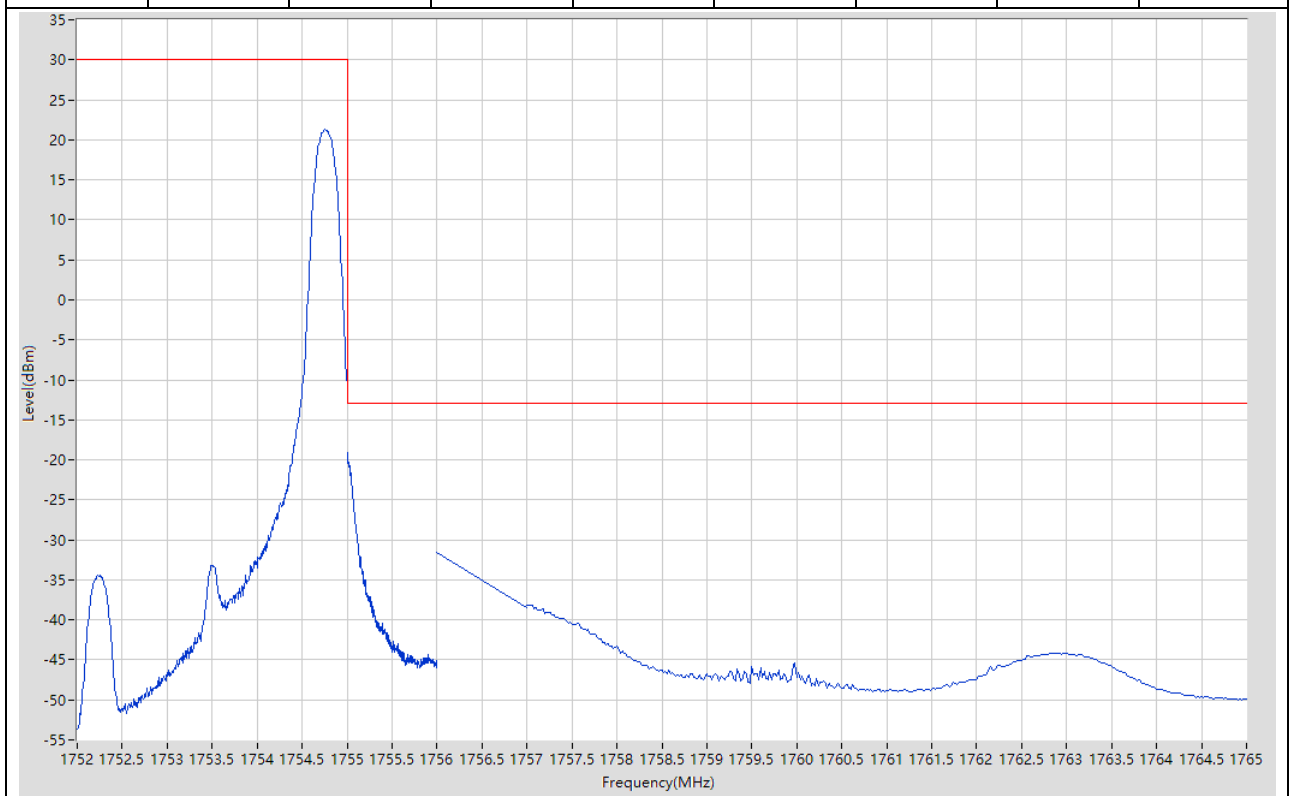
**9.12. LTE Band Edge\_Part22-24-27(NTNV)(Subtest:12, Channel:19965, Bandwidth:3, Modulation:Q16, RB Number: 15, RB Position:LOW)**

Start Frequency (MHz)	Stop Frequency (MHz)	RBW (MHz)	Detector	Frequency (MHz)	Power (dBm)	Limit (dBm)	Verdict	Sweep Point
1700	1708	1	RMS	1708	-29.9	-13	Pass	401
1708	1709	1	RMS	1709	-26.19	-13	Pass	2
1709	1710	0.03	RMS	1710	-25.12	-13	Pass	401
1710	1713	0.1	RMS	1712.31	7.91	30	Pass	401



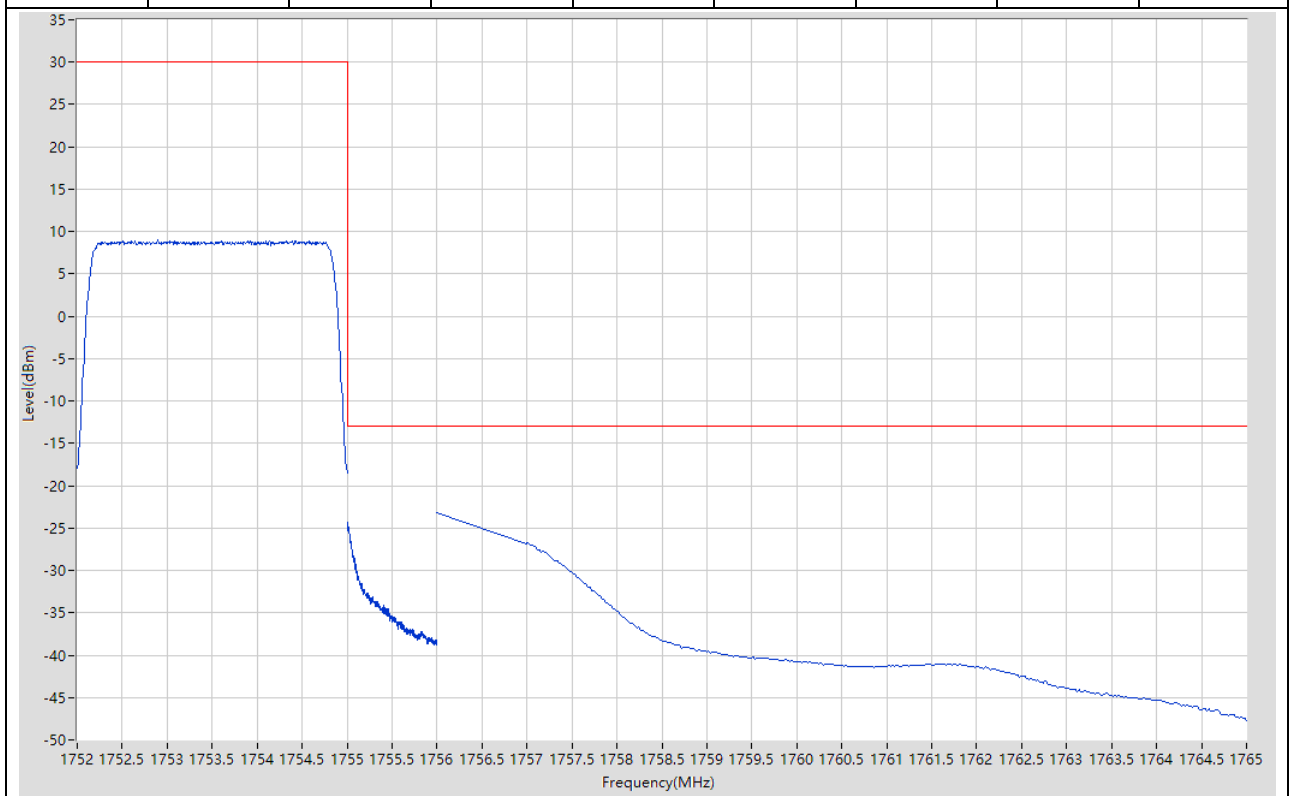
**9.13. LTE Band Edge\_Part22-24-27(NTNV)(Subtest:13, Channel:20385, Bandwidth:3, Modulation:QPSK, RB Number: 1, RB Position:HIGH)**

Start Frequency (MHz)	Stop Frequency (MHz)	RBW (MHz)	Detector	Frequency (MHz)	Power (dBm)	Limit (dBm)	Verdict	Sweep Point
1752	1755	0.1	RMS	1754.753	21.29	30	Pass	401
1755	1756	0.03	RMS	1755	-19.06	-13	Pass	401
1756	1757	1	RMS	1756	-31.49	-13	Pass	2
1757	1765	1	RMS	1757.04	-38.17	-13	Pass	401



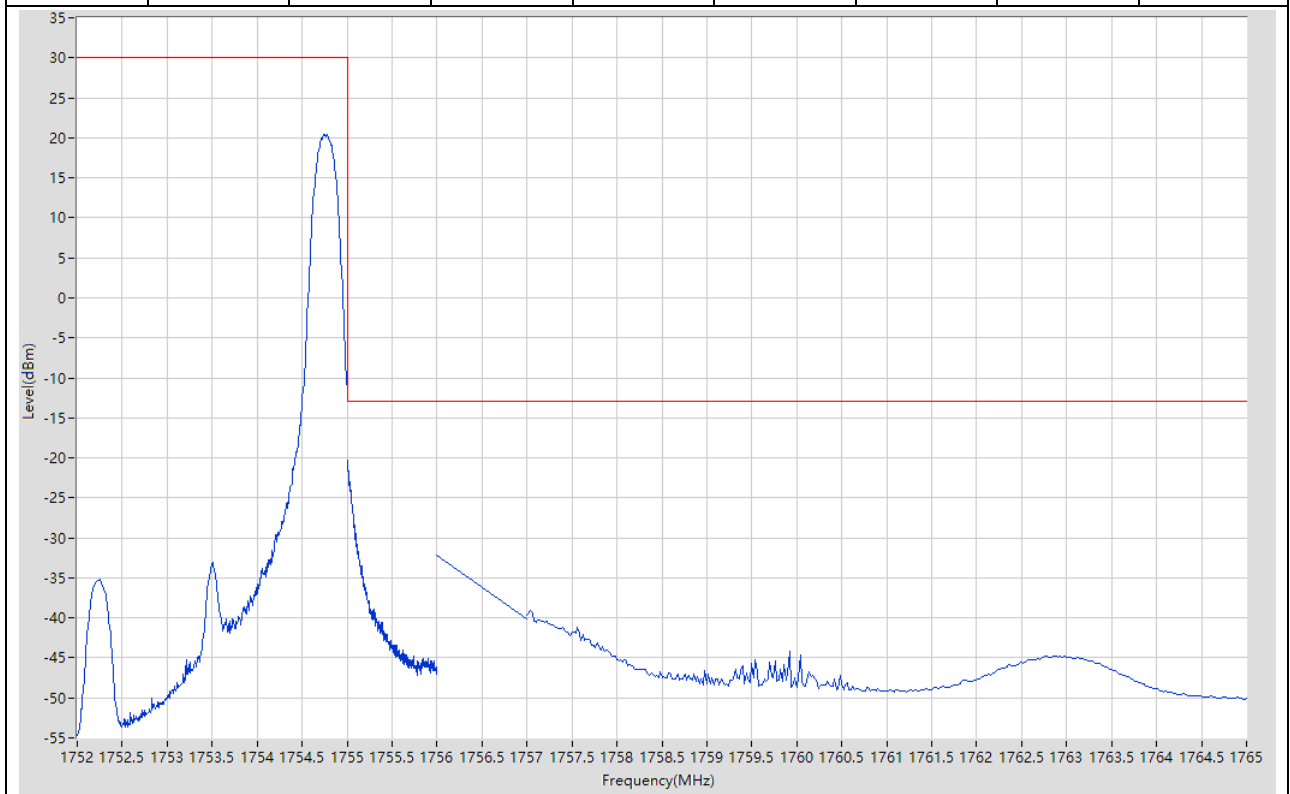
**9.14. LTE Band Edge\_Part22-24-27(NTNV)(Subtest:14, Channel:20385, Bandwidth:3, Modulation:QPSK, RB Number: 15, RB Position:HIGH)**

Start Frequency (MHz)	Stop Frequency (MHz)	RBW (MHz)	Detector	Frequency (MHz)	Power (dBm)	Limit (dBm)	Verdict	Sweep Point
1752	1755	0.1	RMS	1752.9	9.03	30	Pass	401
1755	1756	0.03	RMS	1755.005	-24.31	-13	Pass	401
1756	1757	1	RMS	1756	-23.13	-13	Pass	2
1757	1765	1	RMS	1757	-26.75	-13	Pass	401



**9.15. LTE Band Edge\_Part22-24-27(NTNV)(Subtest:15, Channel:20385, Bandwidth:3, Modulation:Q16, RB Number: 1, RB Position:HIGH)**

Start Frequency (MHz)	Stop Frequency (MHz)	RBW (MHz)	Detector	Frequency (MHz)	Power (dBm)	Limit (dBm)	Verdict	Sweep Point
1752	1755	0.1	RMS	1754.753	20.45	30	Pass	401
1755	1756	0.03	RMS	1755	-20.23	-13	Pass	401
1756	1757	1	RMS	1756	-32.11	-13	Pass	2
1757	1765	1	RMS	1757.04	-39.15	-13	Pass	401



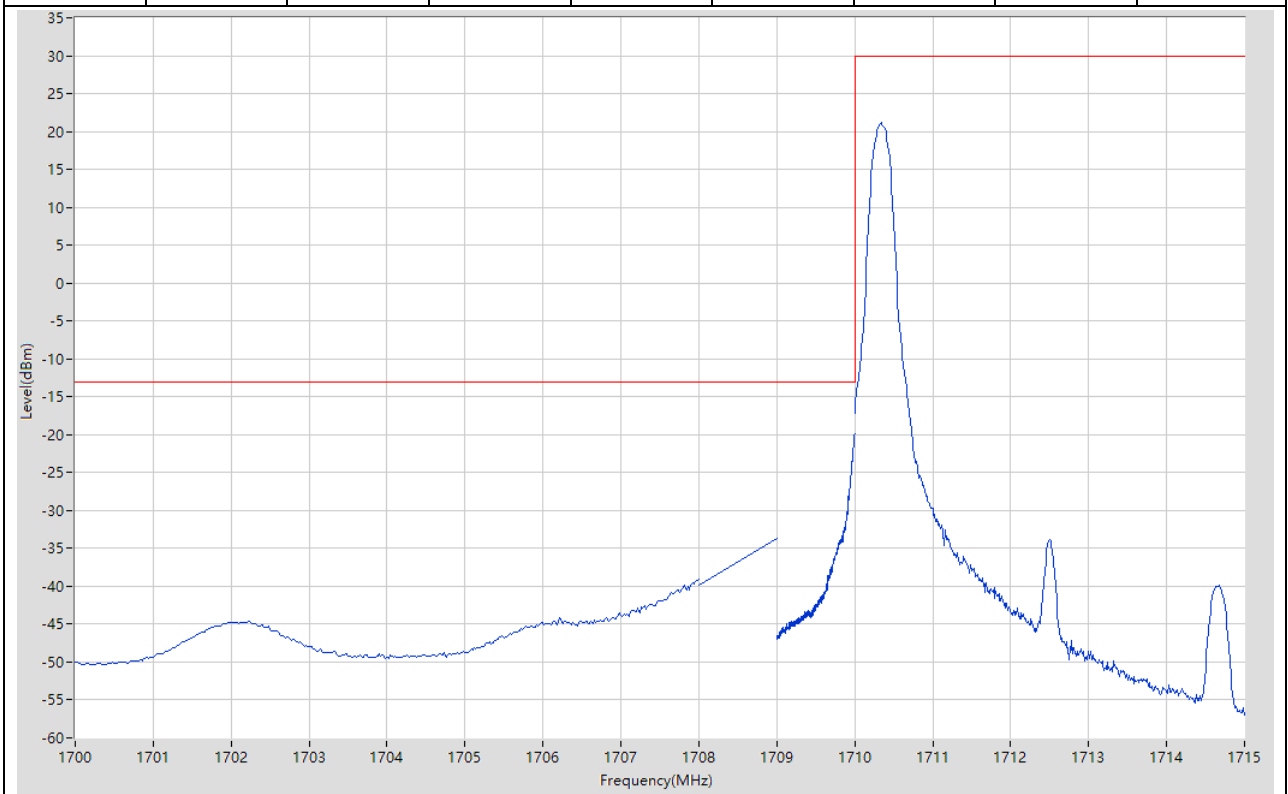
**9.16. LTE Band Edge\_Part22-24-27(NTNV)(Subtest:16, Channel:20385, Bandwidth:3, Modulation:Q16, RB Number: 15, RB Position:HIGH)**

Start Frequency (MHz)	Stop Frequency (MHz)	RBW (MHz)	Detector	Frequency (MHz)	Power (dBm)	Limit (dBm)	Verdict	Sweep Point
1752	1755	0.1	RMS	1753.838	8.04	30	Pass	401
1755	1756	0.03	RMS	1755	-25.15	-13	Pass	401
1756	1757	1	RMS	1756	-23.44	-13	Pass	2
1757	1765	1	RMS	1757	-27.91	-13	Pass	401



**9.17. LTE Band Edge\_Part22-24-27(NTNV)(Subtest:17, Channel:19975, Bandwidth:5, Modulation:QPSK, RB Number: 1, RB Position:LOW)**

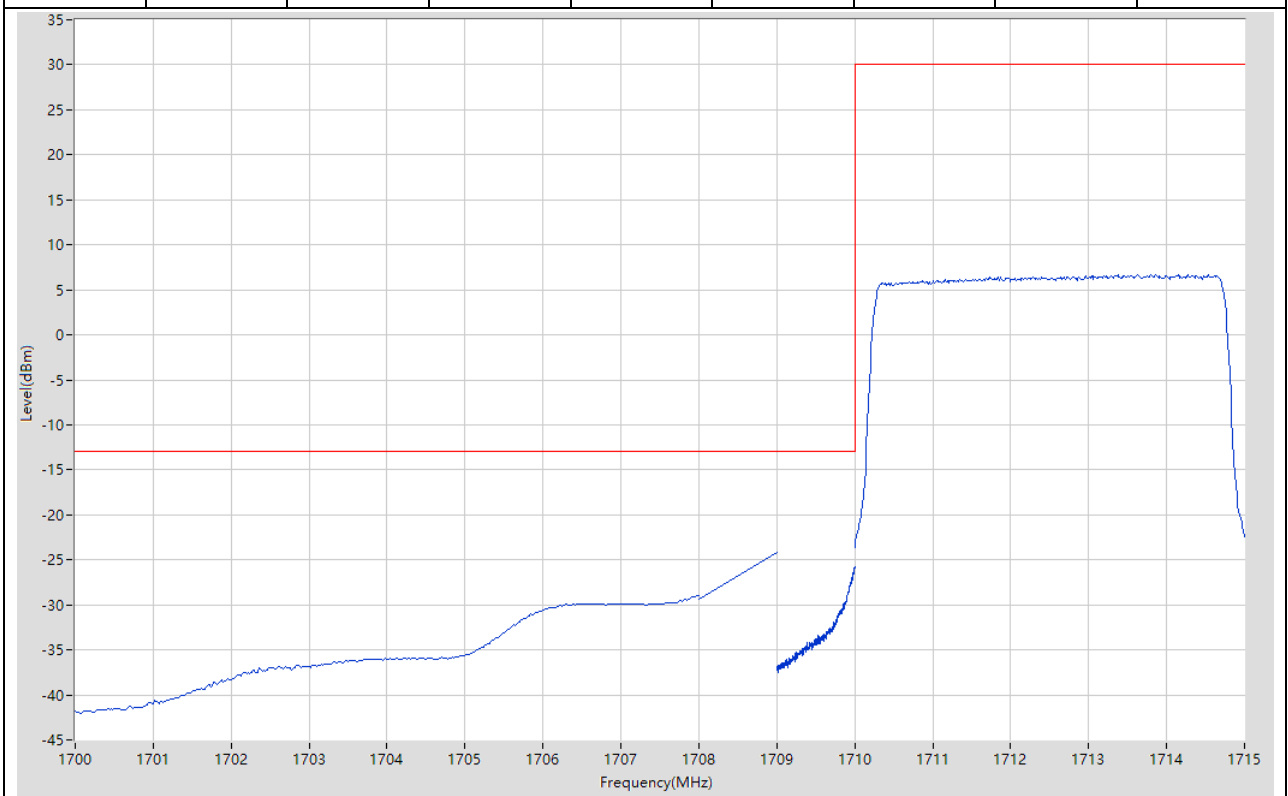
Start Frequency (MHz)	Stop Frequency (MHz)	RBW (MHz)	Detector	Frequency (MHz)	Power (dBm)	Limit (dBm)	Verdict	Sweep Point
1700	1708	1	RMS	1708	-39.02	-13	Pass	401
1708	1709	1	RMS	1709	-33.63	-13	Pass	2
1709	1710	0.051	RMS	1709.998	-19.86	-13	Pass	401
1710	1715	0.1	RMS	1710.338	21.22	30	Pass	401





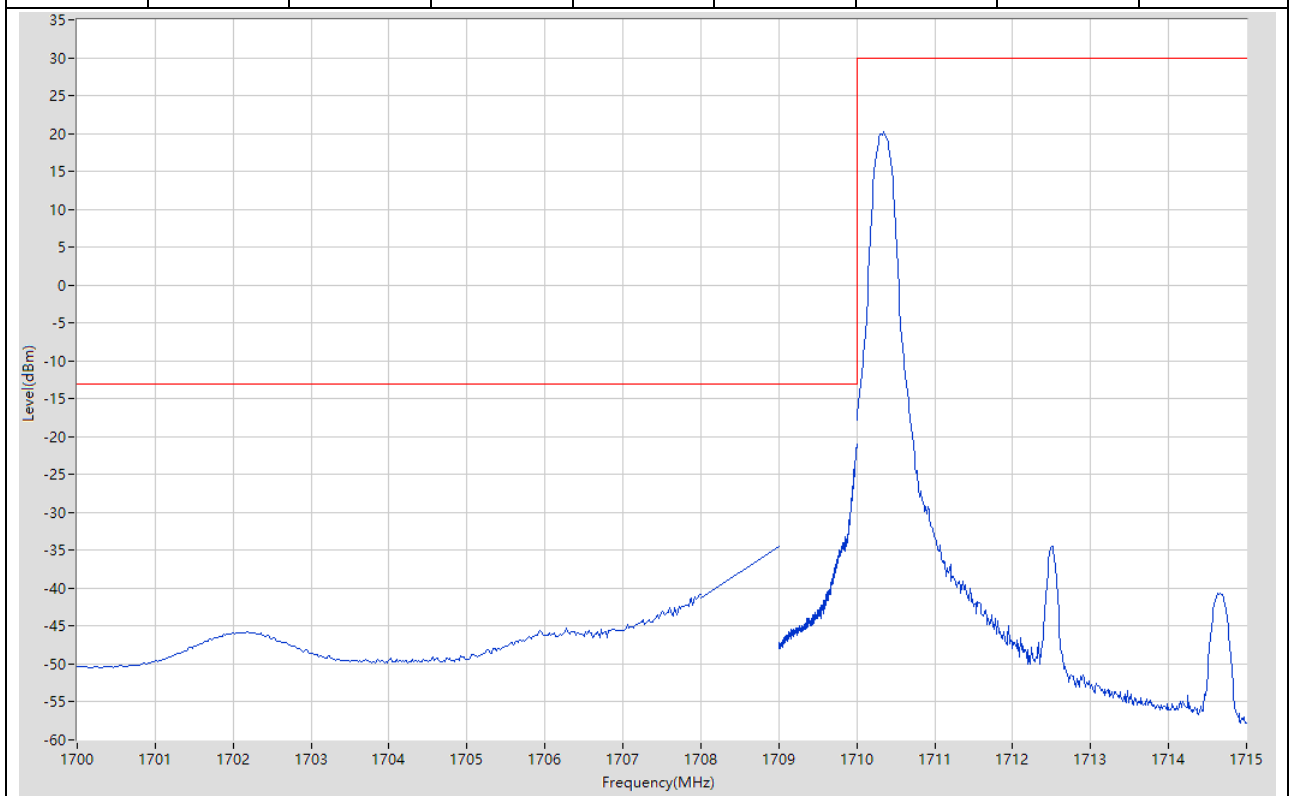
**9.18. LTE Band Edge\_Part22-24-27(NTNV)(Subtest:18, Channel:19975, Bandwidth:5, Modulation:QPSK, RB Number: 25, RB Position:LOW)**

Start Frequency (MHz)	Stop Frequency (MHz)	RBW (MHz)	Detector	Frequency (MHz)	Power (dBm)	Limit (dBm)	Verdict	Sweep Point
1700	1708	1	RMS	1708	-28.94	-13	Pass	401
1708	1709	1	RMS	1709	-24.17	-13	Pass	2
1709	1710	0.051	RMS	1709.998	-25.77	-13	Pass	401
1710	1715	0.1	RMS	1713.863	6.75	30	Pass	401



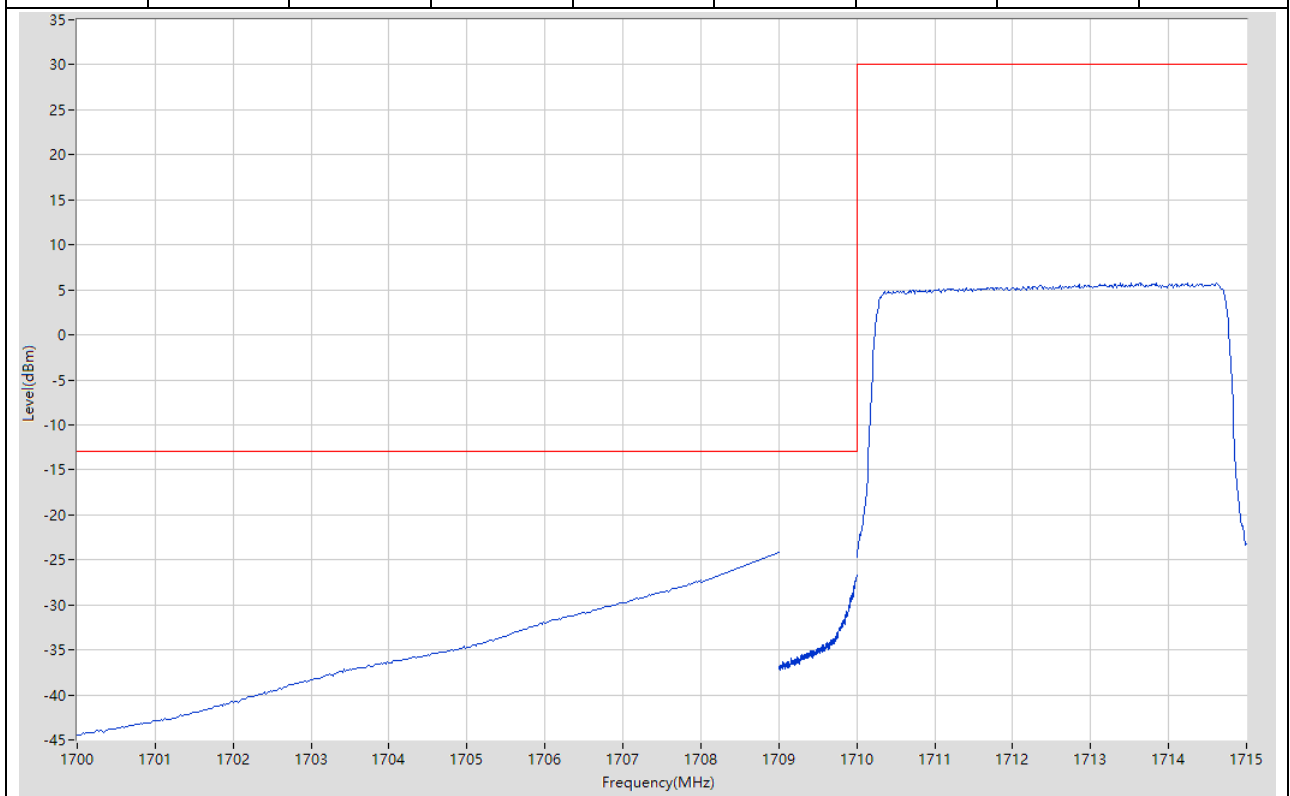
**9.19. LTE Band Edge\_Part22-24-27(NTNV)(Subtest:19, Channel:19975, Bandwidth:5, Modulation:Q16, RB Number: 1, RB Position:LOW)**

Start Frequency (MHz)	Stop Frequency (MHz)	RBW (MHz)	Detector	Frequency (MHz)	Power (dBm)	Limit (dBm)	Verdict	Sweep Point
1700	1708	1	RMS	1708	-40.75	-13	Pass	401
1708	1709	1	RMS	1709	-34.53	-13	Pass	2
1709	1710	0.051	RMS	1710	-20.95	-13	Pass	401
1710	1715	0.1	RMS	1710.35	20.18	30	Pass	401



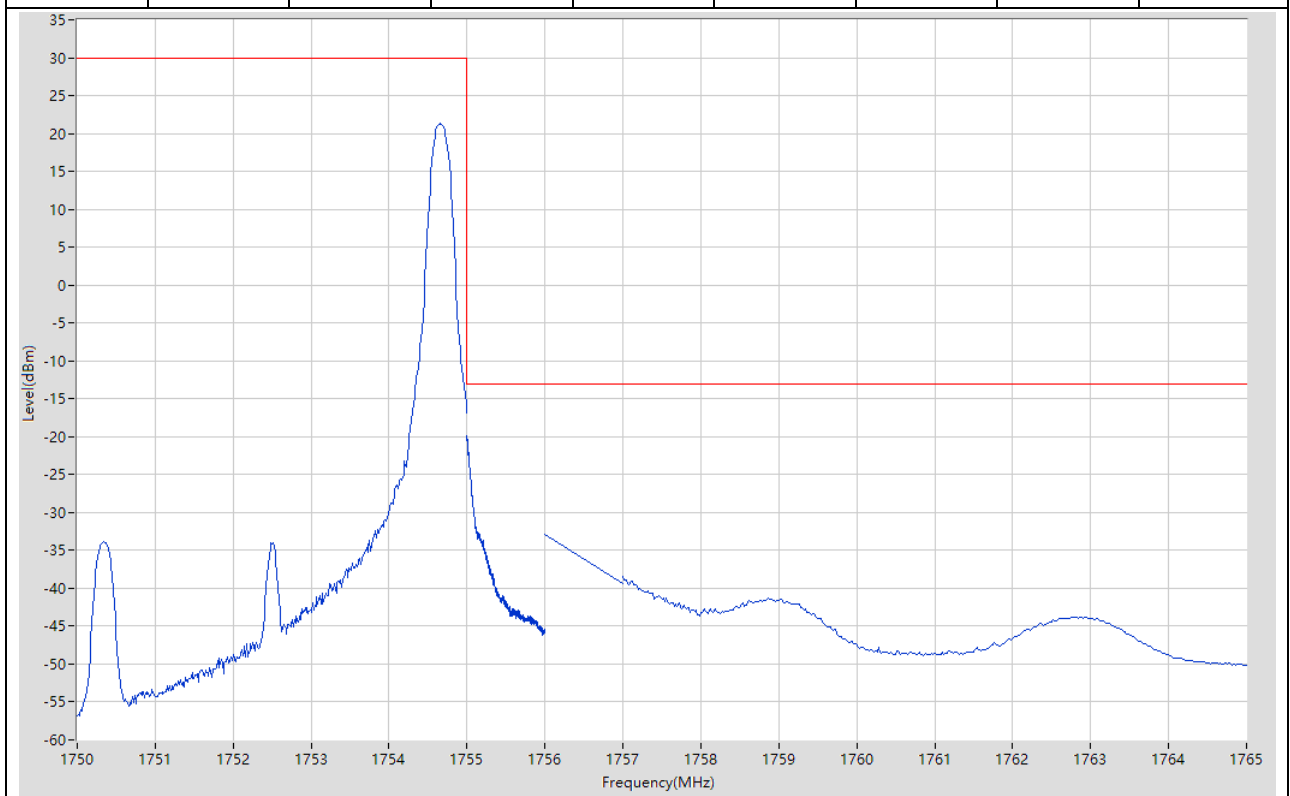
**9.20. LTE Band Edge\_Part22-24-27(NTNV)(Subtest:20, Channel:19975, Bandwidth:5, Modulation:Q16, RB Number: 25, RB Position:LOW)**

Start Frequency (MHz)	Stop Frequency (MHz)	RBW (MHz)	Detector	Frequency (MHz)	Power (dBm)	Limit (dBm)	Verdict	Sweep Point
1700	1708	1	RMS	1708	-27.23	-13	Pass	401
1708	1709	1	RMS	1709	-24.21	-13	Pass	2
1709	1710	0.051	RMS	1709.998	-26.76	-13	Pass	401
1710	1715	0.1	RMS	1713.388	5.74	30	Pass	401



**9.21. LTE Band Edge\_Part22-24-27(NTNV)(Subtest:21, Channel:20375, Bandwidth:5, Modulation:QPSK, RB Number: 1, RB Position:HIGH)**

Start Frequency (MHz)	Stop Frequency (MHz)	RBW (MHz)	Detector	Frequency (MHz)	Power (dBm)	Limit (dBm)	Verdict	Sweep Point
1750	1755	0.1	RMS	1754.65	21.33	30	Pass	401
1755	1756	0.051	RMS	1755	-19.89	-13	Pass	401
1756	1757	1	RMS	1756	-32.9	-13	Pass	2
1757	1765	1	RMS	1757	-38.49	-13	Pass	401



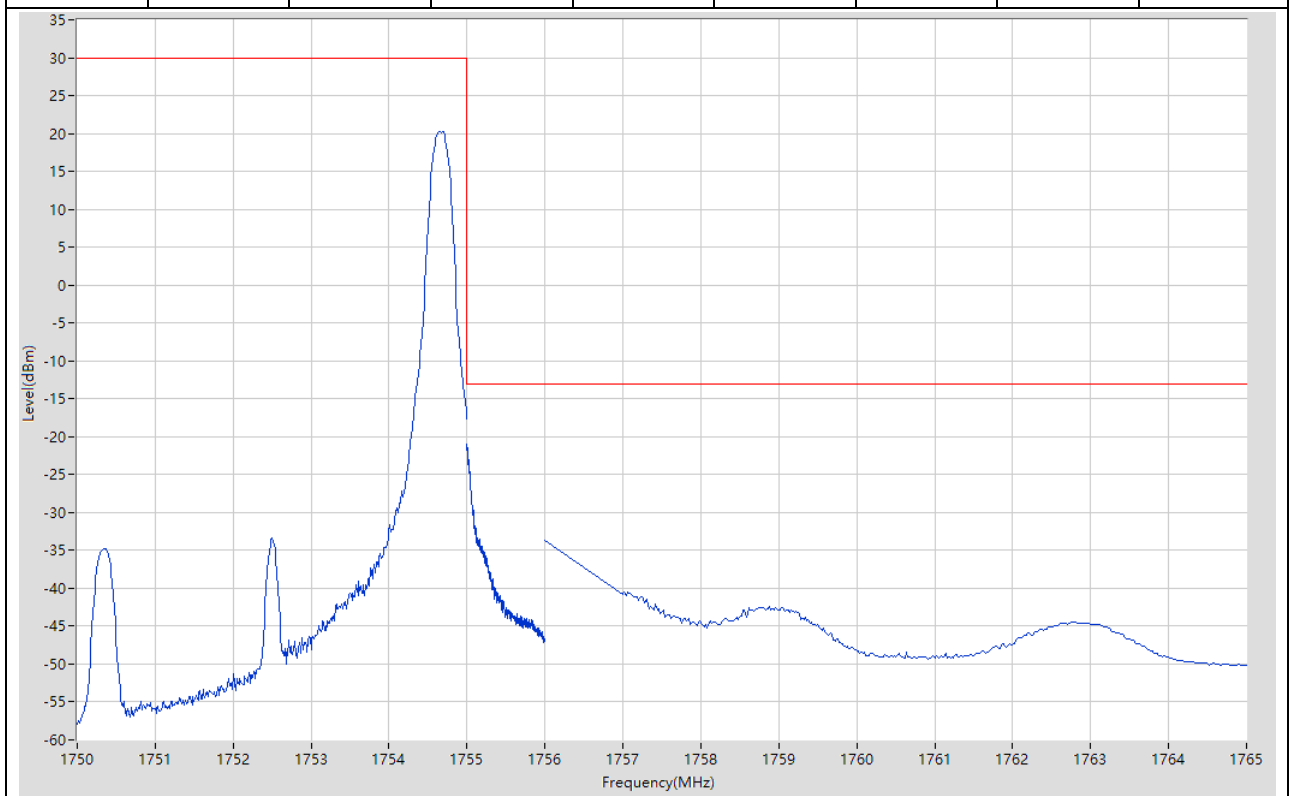
**9.22. LTE Band Edge\_Part22-24-27(NTNV)(Subtest:22, Channel:20375, Bandwidth:5, Modulation:QPSK, RB Number: 25, RB Position:HIGH)**

Start Frequency (MHz)	Stop Frequency (MHz)	RBW (MHz)	Detector	Frequency (MHz)	Power (dBm)	Limit (dBm)	Verdict	Sweep Point
1750	1755	0.1	RMS	1751.038	6.66	30	Pass	401
1755	1756	0.051	RMS	1755.015	-25.68	-13	Pass	401
1756	1757	1	RMS	1756	-24.43	-13	Pass	2
1757	1765	1	RMS	1757.02	-28.9	-13	Pass	401



**9.23. LTE Band Edge\_Part22-24-27(NTNV)(Subtest:23, Channel:20375, Bandwidth:5, Modulation:Q16, RB Number: 1, RB Position:HIGH)**

Start Frequency (MHz)	Stop Frequency (MHz)	RBW (MHz)	Detector	Frequency (MHz)	Power (dBm)	Limit (dBm)	Verdict	Sweep Point
1750	1755	0.1	RMS	1754.65	20.32	30	Pass	401
1755	1756	0.051	RMS	1755	-21.02	-13	Pass	401
1756	1757	1	RMS	1756	-33.67	-13	Pass	2
1757	1765	1	RMS	1757.06	-40.44	-13	Pass	401



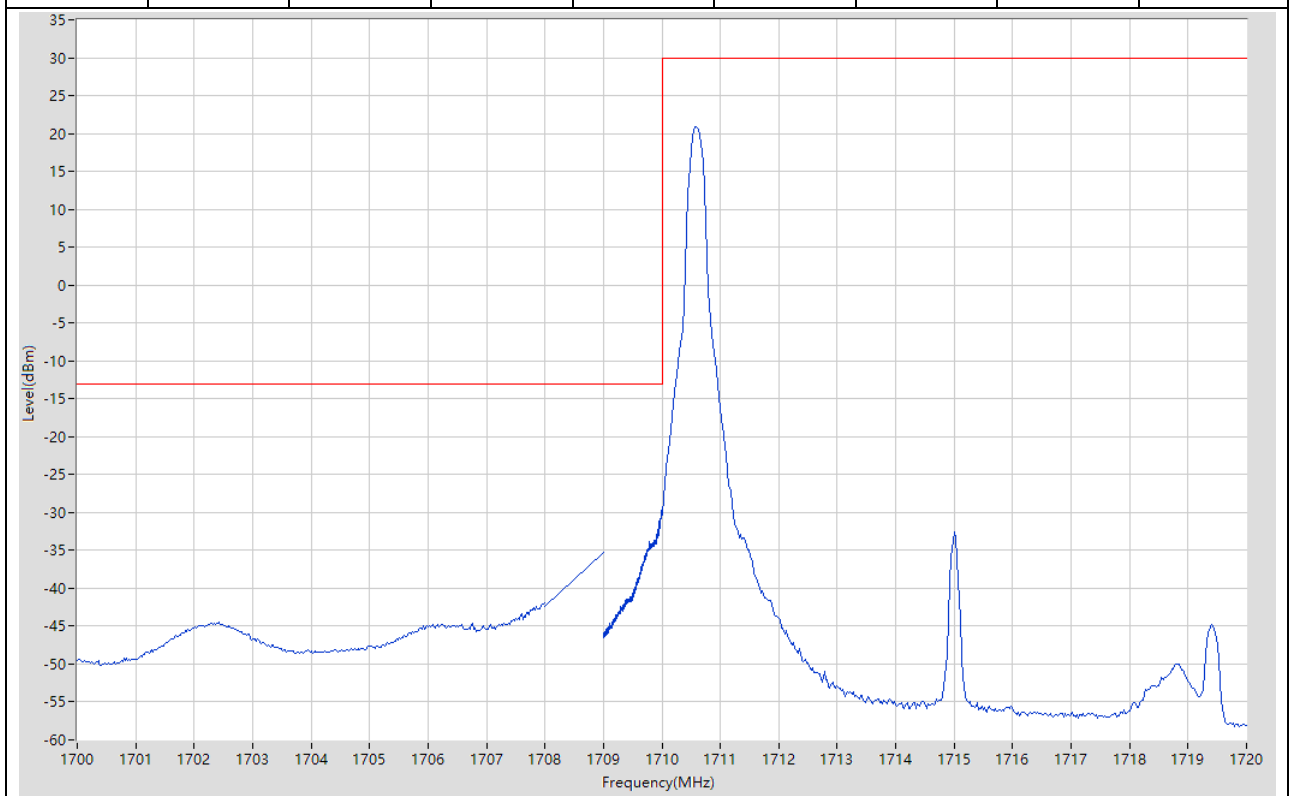
**9.24. LTE Band Edge\_Part22-24-27(NTNV)(Subtest:24, Channel:20375, Bandwidth:5, Modulation:Q16, RB Number: 25, RB Position:HIGH)**

Start Frequency (MHz)	Stop Frequency (MHz)	RBW (MHz)	Detector	Frequency (MHz)	Power (dBm)	Limit (dBm)	Verdict	Sweep Point
1750	1755	0.1	RMS	1752.575	5.67	30	Pass	401
1755	1756	0.051	RMS	1755.005	-26.39	-13	Pass	401
1756	1757	1	RMS	1756	-24.52	-13	Pass	2
1757	1765	1	RMS	1757.02	-27.79	-13	Pass	401



**9.25. LTE Band Edge\_Part22-24-27(NTNV)(Subtest:25, Channel:20000, Bandwidth:10, Modulation:QPSK, RB Number: 1, RB Position:LOW)**

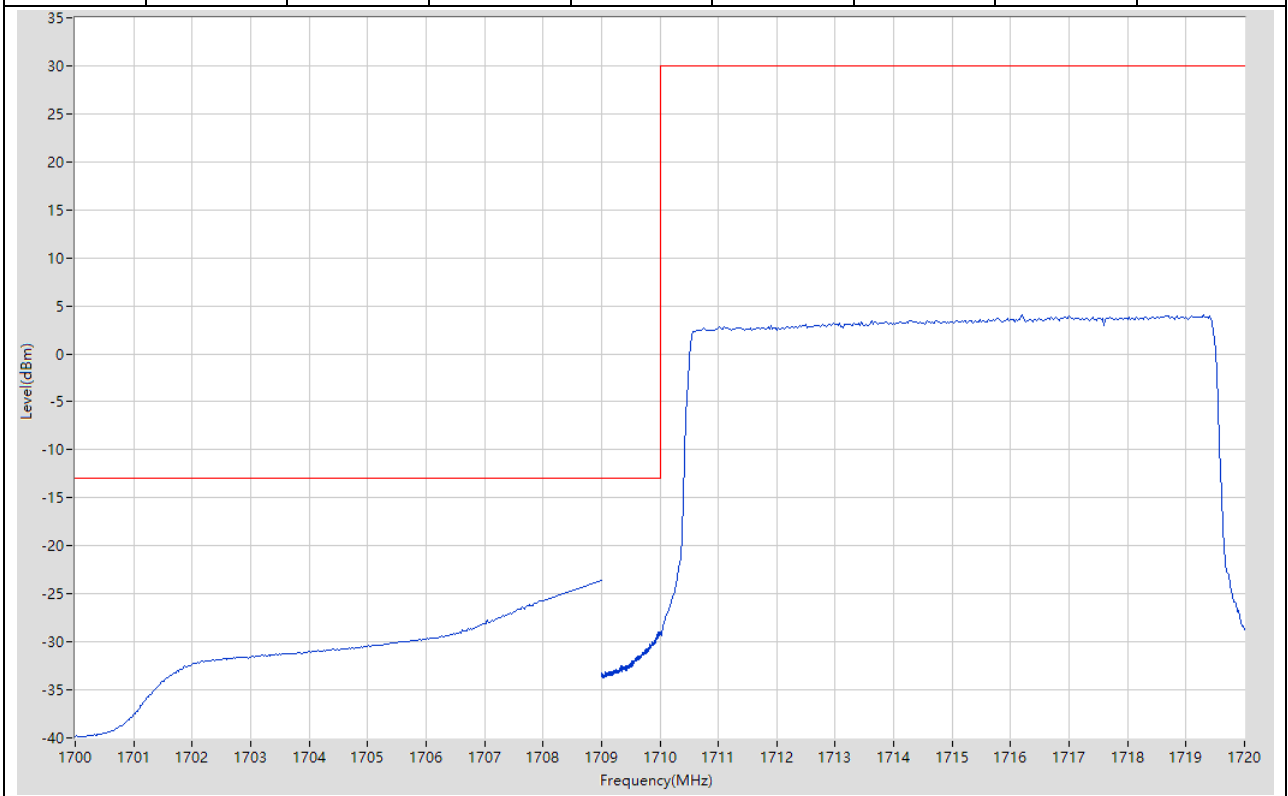
Start Frequency (MHz)	Stop Frequency (MHz)	RBW (MHz)	Detector	Frequency (MHz)	Power (dBm)	Limit (dBm)	Verdict	Sweep Point
1700	1708	1	RMS	1708	-41.91	-13	Pass	401
1708	1709	1	RMS	1709	-35.24	-13	Pass	2
1709	1710	0.1	RMS	1710	-29.56	-13	Pass	401
1710	1720	0.1	RMS	1710.575	20.93	30	Pass	401





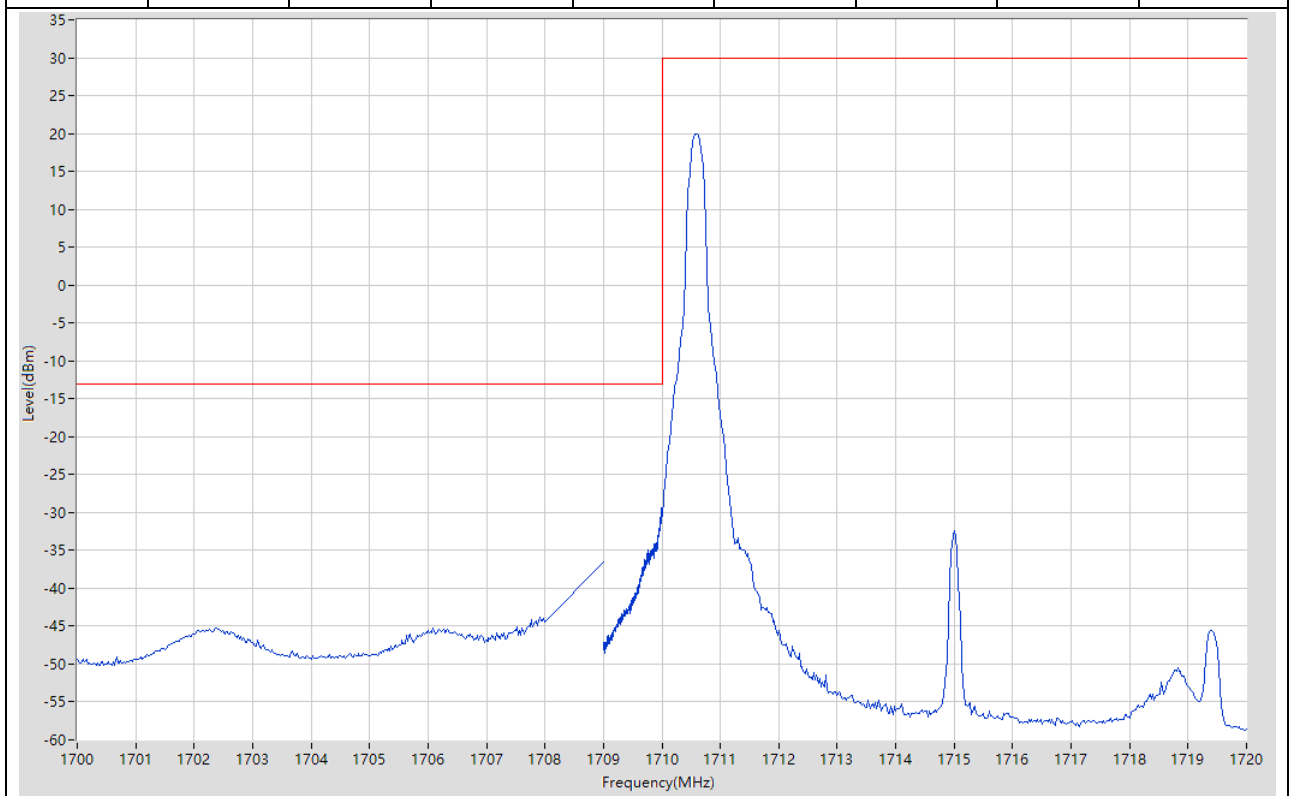
**9.26. LTE Band Edge\_Part22-24-27(NTNV)(Subtest:26, Channel:20000, Bandwidth:10, Modulation:QPSK, RB Number: 50, RB Position:LOW)**

Start Frequency (MHz)	Stop Frequency (MHz)	RBW (MHz)	Detector	Frequency (MHz)	Power (dBm)	Limit (dBm)	Verdict	Sweep Point
1700	1708	1	RMS	1708	-25.69	-13	Pass	401
1708	1709	1	RMS	1709	-23.59	-13	Pass	2
1709	1710	0.1	RMS	1709.99	-28.93	-13	Pass	401
1710	1720	0.1	RMS	1716.2	4.09	30	Pass	401



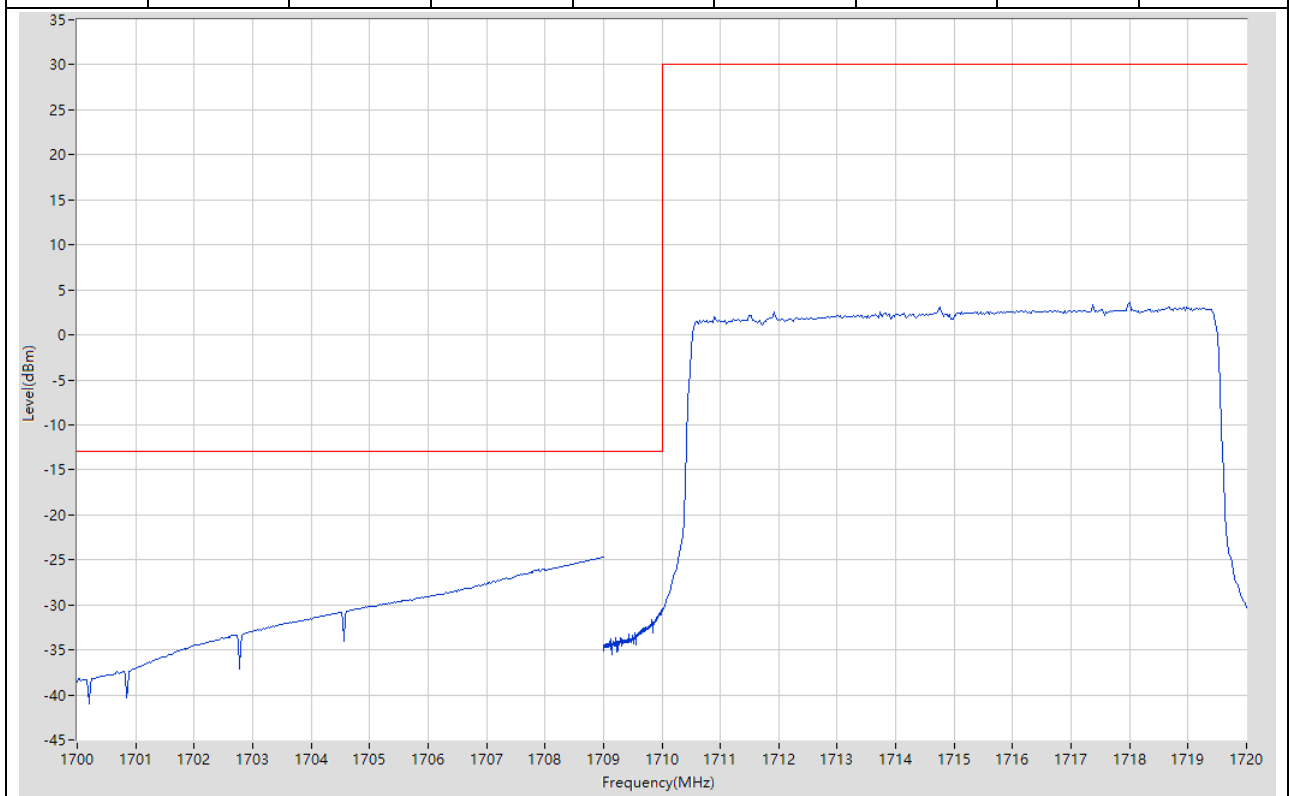
**9.27. LTE Band Edge\_Part22-24-27(NTNV)(Subtest:27, Channel:20000, Bandwidth:10, Modulation:Q16, RB Number: 1, RB Position:LOW)**

Start Frequency (MHz)	Stop Frequency (MHz)	RBW (MHz)	Detector	Frequency (MHz)	Power (dBm)	Limit (dBm)	Verdict	Sweep Point
1700	1708	1	RMS	1707.92	-43.75	-13	Pass	401
1708	1709	1	RMS	1709	-36.6	-13	Pass	2
1709	1710	0.1	RMS	1709.993	-29.46	-13	Pass	401
1710	1720	0.1	RMS	1710.6	19.99	30	Pass	401



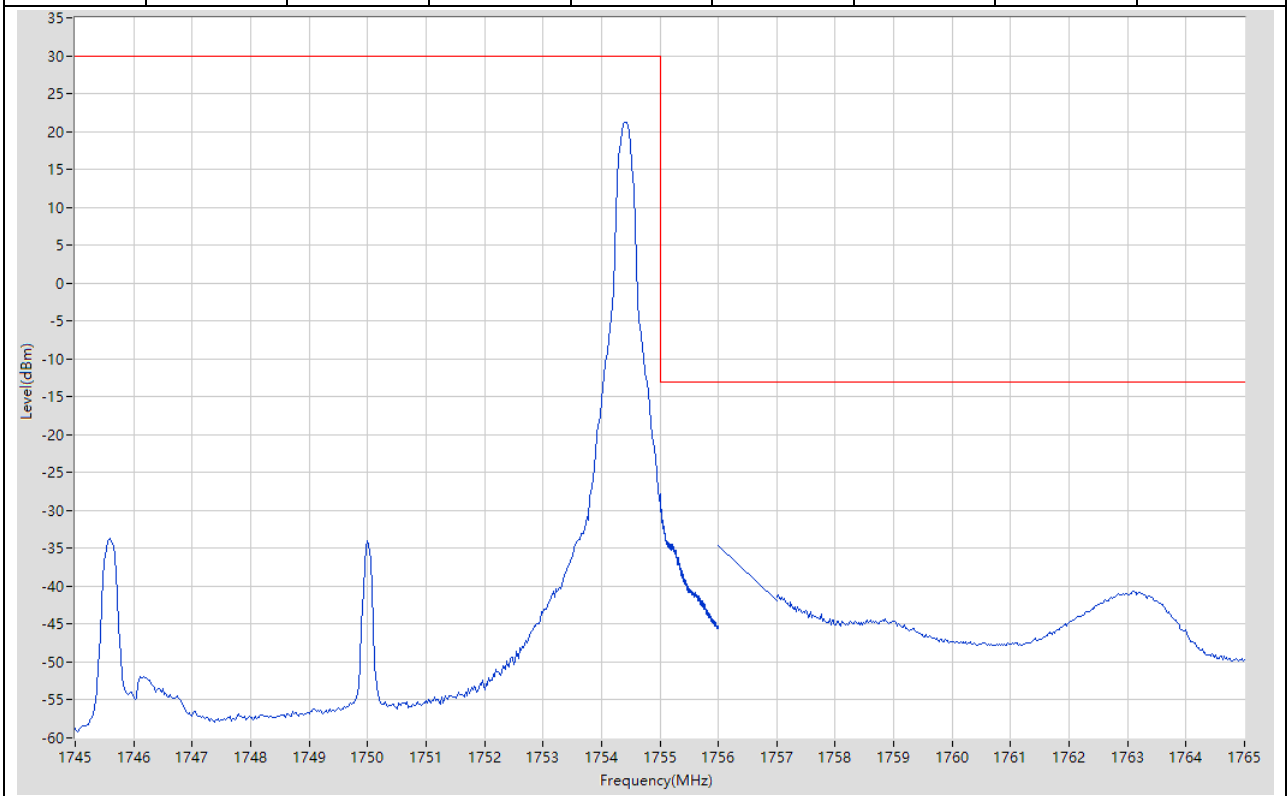
**9.28. LTE Band Edge\_Part22-24-27(NTNV)(Subtest:28, Channel:20000, Bandwidth:10, Modulation:Q16, RB Number: 50, RB Position:LOW)**

Start Frequency (MHz)	Stop Frequency (MHz)	RBW (MHz)	Detector	Frequency (MHz)	Power (dBm)	Limit (dBm)	Verdict	Sweep Point
1700	1708	1	RMS	1708	-25.99	-13	Pass	401
1708	1709	1	RMS	1709	-24.64	-13	Pass	2
1709	1710	0.1	RMS	1710	-30.47	-13	Pass	401
1710	1720	0.1	RMS	1718	3.56	30	Pass	401



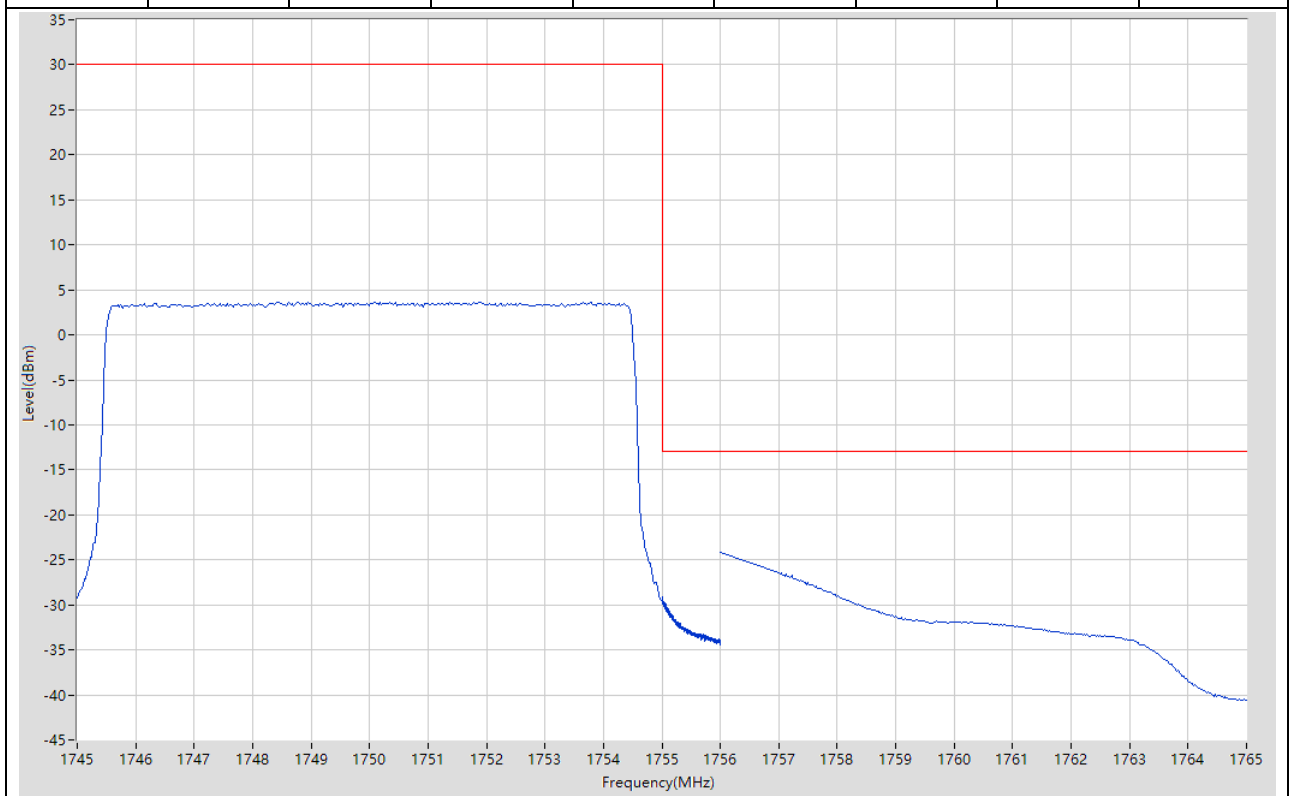
**9.29. LTE Band Edge\_Part22-24-27(NTNV)(Subtest:29, Channel:20350, Bandwidth:10, Modulation:QPSK, RB Number: 1, RB Position:HIGH)**

Start Frequency (MHz)	Stop Frequency (MHz)	RBW (MHz)	Detector	Frequency (MHz)	Power (dBm)	Limit (dBm)	Verdict	Sweep Point
1745	1755	0.1	RMS	1754.4	21.27	30	Pass	401
1755	1756	0.1	RMS	1755	-27.84	-13	Pass	401
1756	1757	1	RMS	1756	-34.59	-13	Pass	2
1757	1765	1	RMS	1763.1	-40.57	-13	Pass	401



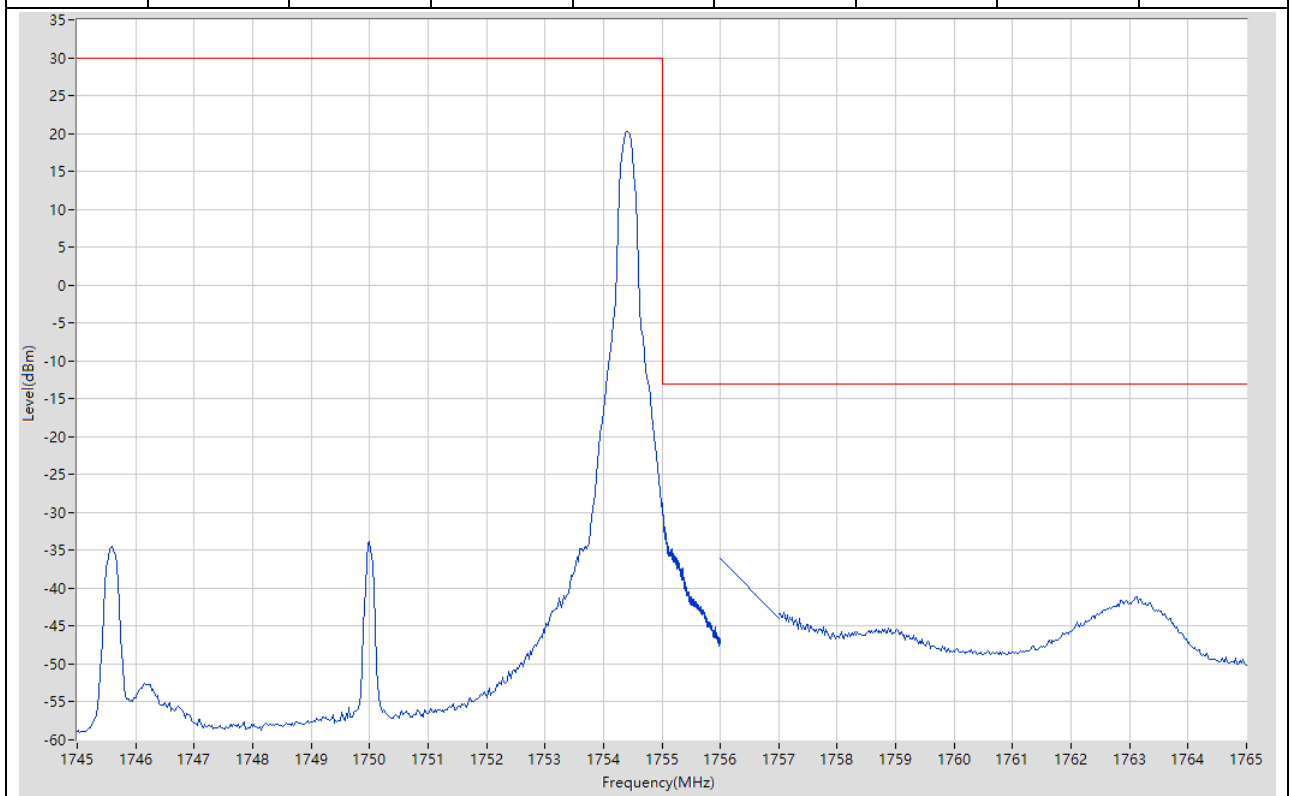
**9.30. LTE Band Edge\_Part22-24-27(NTNV)(Subtest:30, Channel:20350, Bandwidth:10, Modulation:QPSK, RB Number: 50, RB Position:HIGH)**

Start Frequency (MHz)	Stop Frequency (MHz)	RBW (MHz)	Detector	Frequency (MHz)	Power (dBm)	Limit (dBm)	Verdict	Sweep Point
1745	1755	0.1	RMS	1750.1	3.66	30	Pass	401
1755	1756	0.1	RMS	1755.005	-29.08	-13	Pass	401
1756	1757	1	RMS	1756	-24.19	-13	Pass	2
1757	1765	1	RMS	1757.04	-26.4	-13	Pass	401



**9.31. LTE Band Edge\_Part22-24-27(NTNV)(Subtest:31, Channel:20350, Bandwidth:10, Modulation:Q16, RB Number: 1, RB Position:HIGH)**

Start Frequency (MHz)	Stop Frequency (MHz)	RBW (MHz)	Detector	Frequency (MHz)	Power (dBm)	Limit (dBm)	Verdict	Sweep Point
1745	1755	0.1	RMS	1754.4	20.22	30	Pass	401
1755	1756	0.1	RMS	1755.005	-28.69	-13	Pass	401
1756	1757	1	RMS	1756	-35.98	-13	Pass	2
1757	1765	1	RMS	1763.1	-41.08	-13	Pass	401



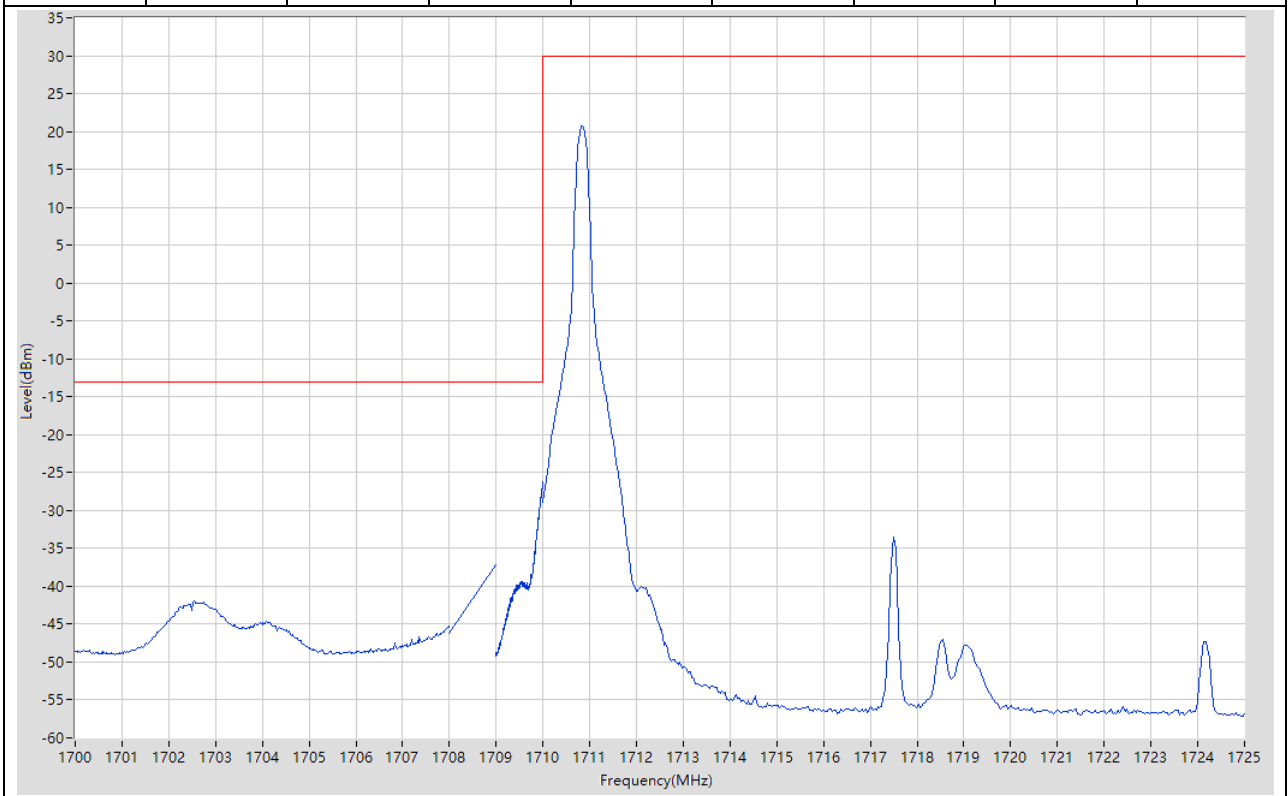
**9.32. LTE Band Edge\_Part22-24-27(NTNV)(Subtest:32, Channel:20350, Bandwidth:10, Modulation:Q16, RB Number: 50, RB Position:HIGH)**

Start Frequency (MHz)	Stop Frequency (MHz)	RBW (MHz)	Detector	Frequency (MHz)	Power (dBm)	Limit (dBm)	Verdict	Sweep Point
1745	1755	0.1	RMS	1750.525	2.71	30	Pass	401
1755	1756	0.1	RMS	1755.008	-30.78	-13	Pass	401
1756	1757	1	RMS	1756	-25.17	-13	Pass	2
1757	1765	1	RMS	1757	-26.32	-13	Pass	401



**9.33. LTE Band Edge\_Part22-24-27(NTNV)(Subtest:33, Channel:20025, Bandwidth:15, Modulation:QPSK, RB Number: 1, RB Position:LOW)**

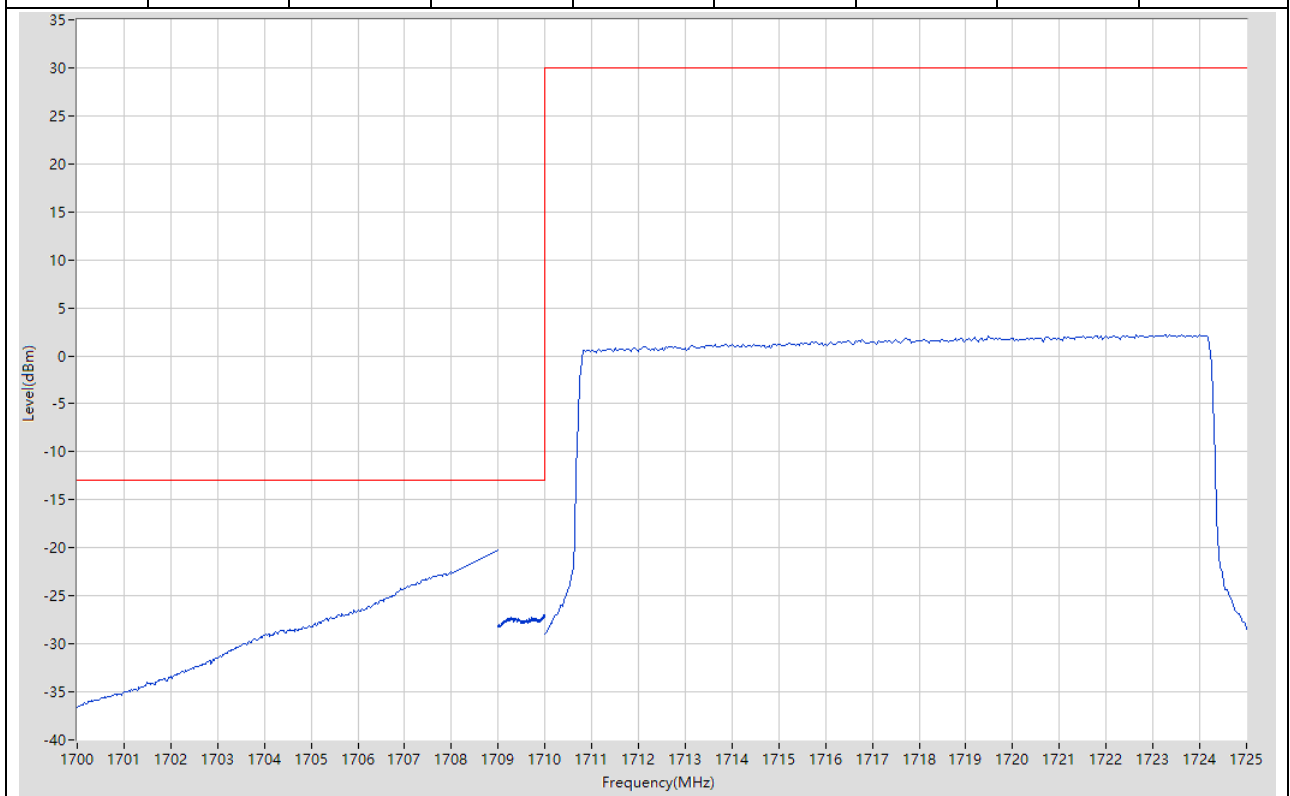
Start Frequency (MHz)	Stop Frequency (MHz)	RBW (MHz)	Detector	Frequency (MHz)	Power (dBm)	Limit (dBm)	Verdict	Sweep Point
1700	1708	1	RMS	1702.54	-41.91	-13	Pass	401
1708	1709	1	RMS	1709	-37.24	-13	Pass	2
1709	1710	0.15	RMS	1709.998	-26.19	-13	Pass	401
1710	1725	0.1	RMS	1710.825	20.77	30	Pass	401





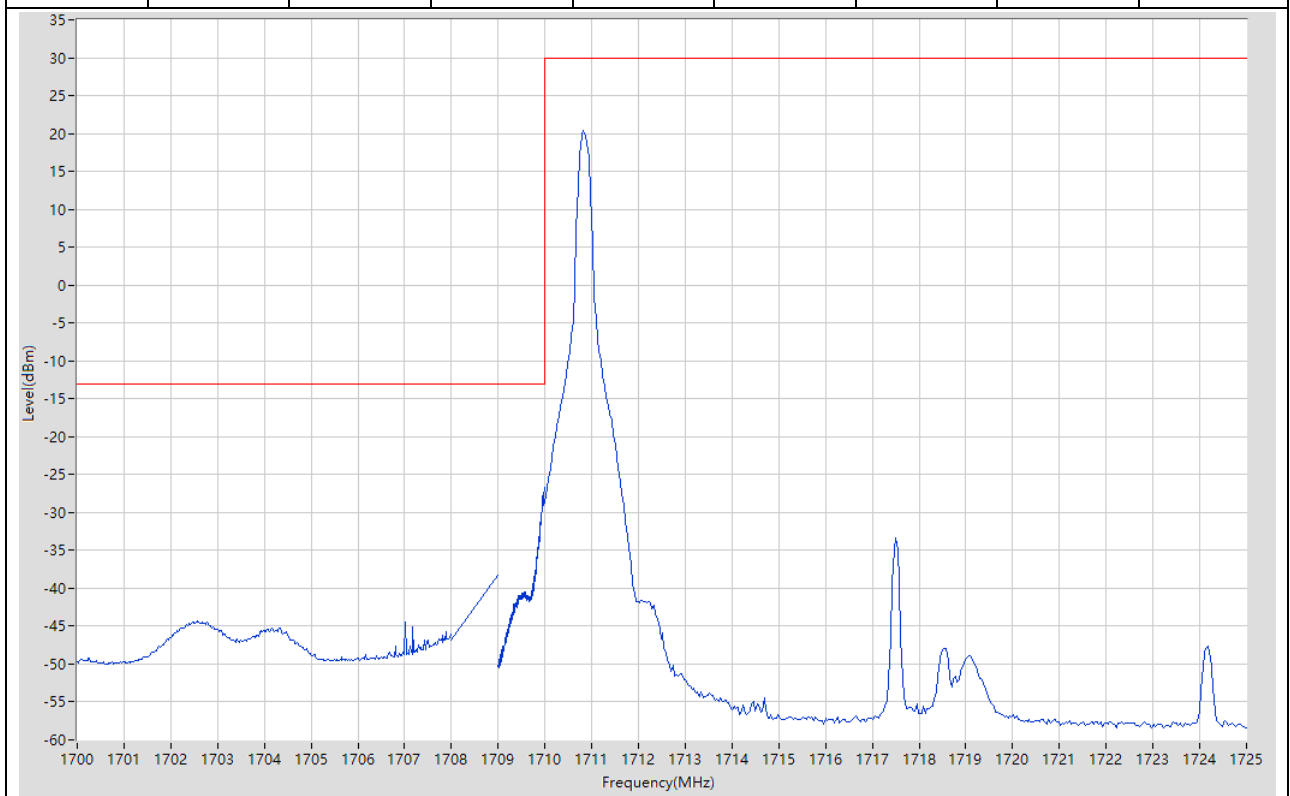
**9.34. LTE Band Edge\_Part22-24-27(NTNV)(Subtest:34, Channel:20025, Bandwidth:15, Modulation:QPSK, RB Number: 75, RB Position:LOW)**

Start Frequency (MHz)	Stop Frequency (MHz)	RBW (MHz)	Detector	Frequency (MHz)	Power (dBm)	Limit (dBm)	Verdict	Sweep Point
1700	1708	1	RMS	1708	-22.45	-13	Pass	401
1708	1709	1	RMS	1709	-20.26	-13	Pass	2
1709	1710	0.15	RMS	1709.993	-27.02	-13	Pass	401
1710	1725	0.1	RMS	1723.35	2.2	30	Pass	401



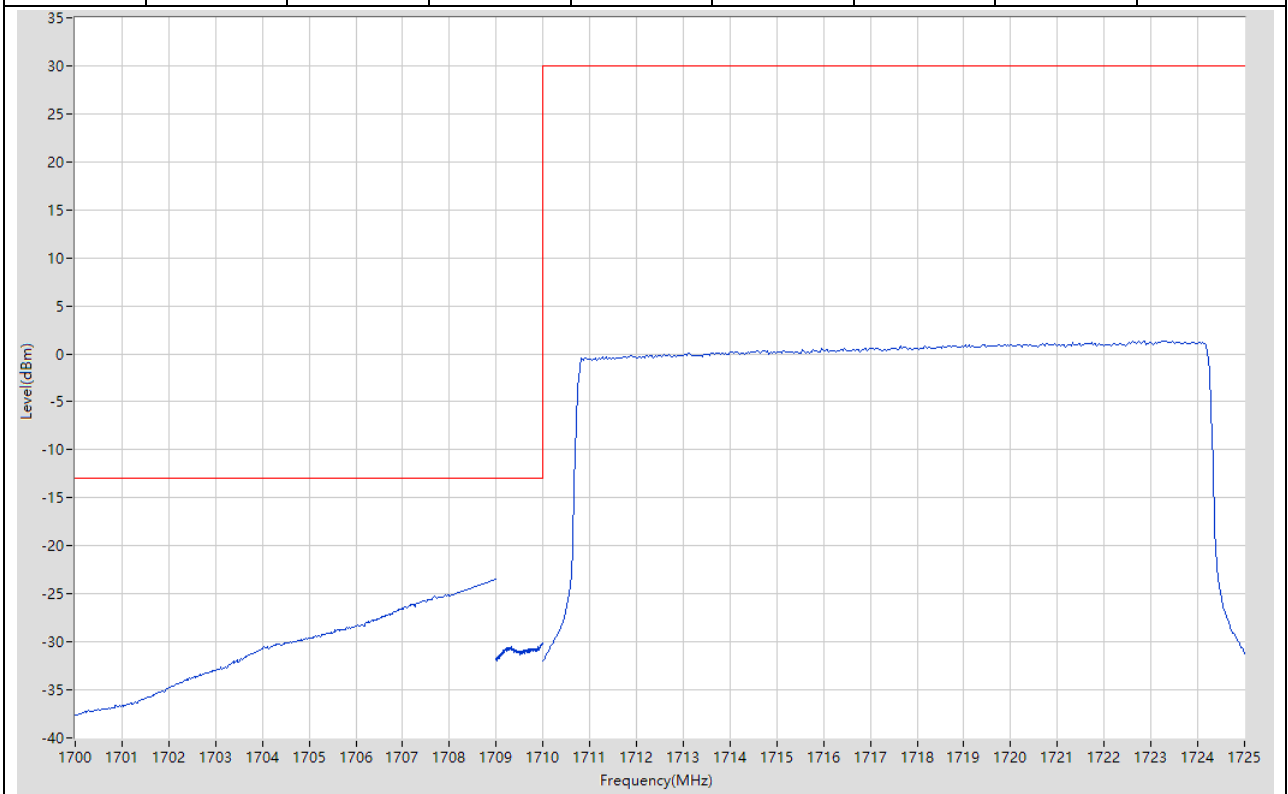
**9.35. LTE Band Edge\_Part22-24-27(NTNV)(Subtest:35, Channel:20025, Bandwidth:15, Modulation:Q16, RB Number: 1, RB Position:LOW)**

Start Frequency (MHz)	Stop Frequency (MHz)	RBW (MHz)	Detector	Frequency (MHz)	Power (dBm)	Limit (dBm)	Verdict	Sweep Point
1700	1708	1	RMS	1702.58	-44.31	-13	Pass	401
1708	1709	1	RMS	1709	-38.26	-13	Pass	2
1709	1710	0.15	RMS	1709.988	-26.63	-13	Pass	401
1710	1725	0.1	RMS	1710.825	20.34	30	Pass	401



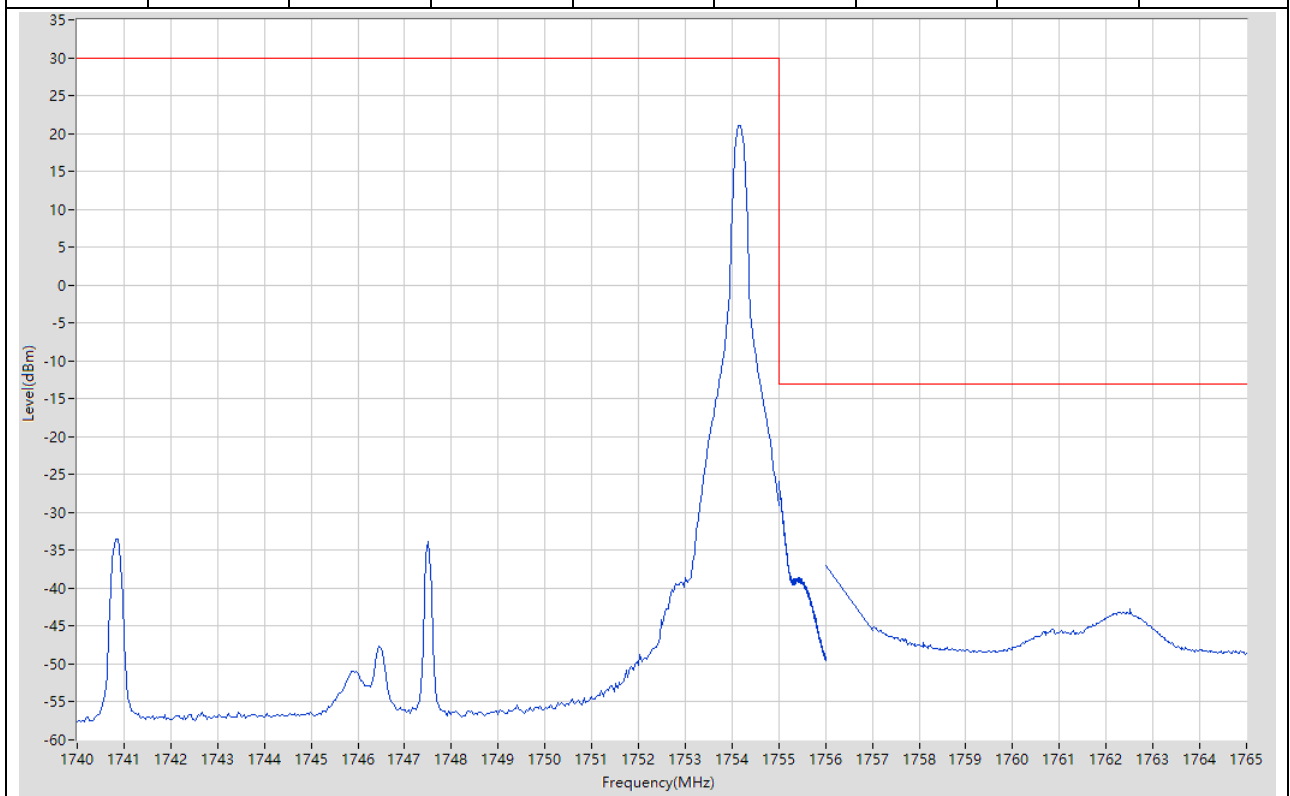
**9.36. LTE Band Edge\_Part22-24-27(NTNV)(Subtest:36, Channel:20025, Bandwidth:15, Modulation:Q16, RB Number: 75, RB Position:LOW)**

Start Frequency (MHz)	Stop Frequency (MHz)	RBW (MHz)	Detector	Frequency (MHz)	Power (dBm)	Limit (dBm)	Verdict	Sweep Point
1700	1708	1	RMS	1707.96	-25.07	-13	Pass	401
1708	1709	1	RMS	1709	-23.42	-13	Pass	2
1709	1710	0.15	RMS	1709.995	-30.11	-13	Pass	401
1710	1725	0.1	RMS	1723.313	1.36	30	Pass	401



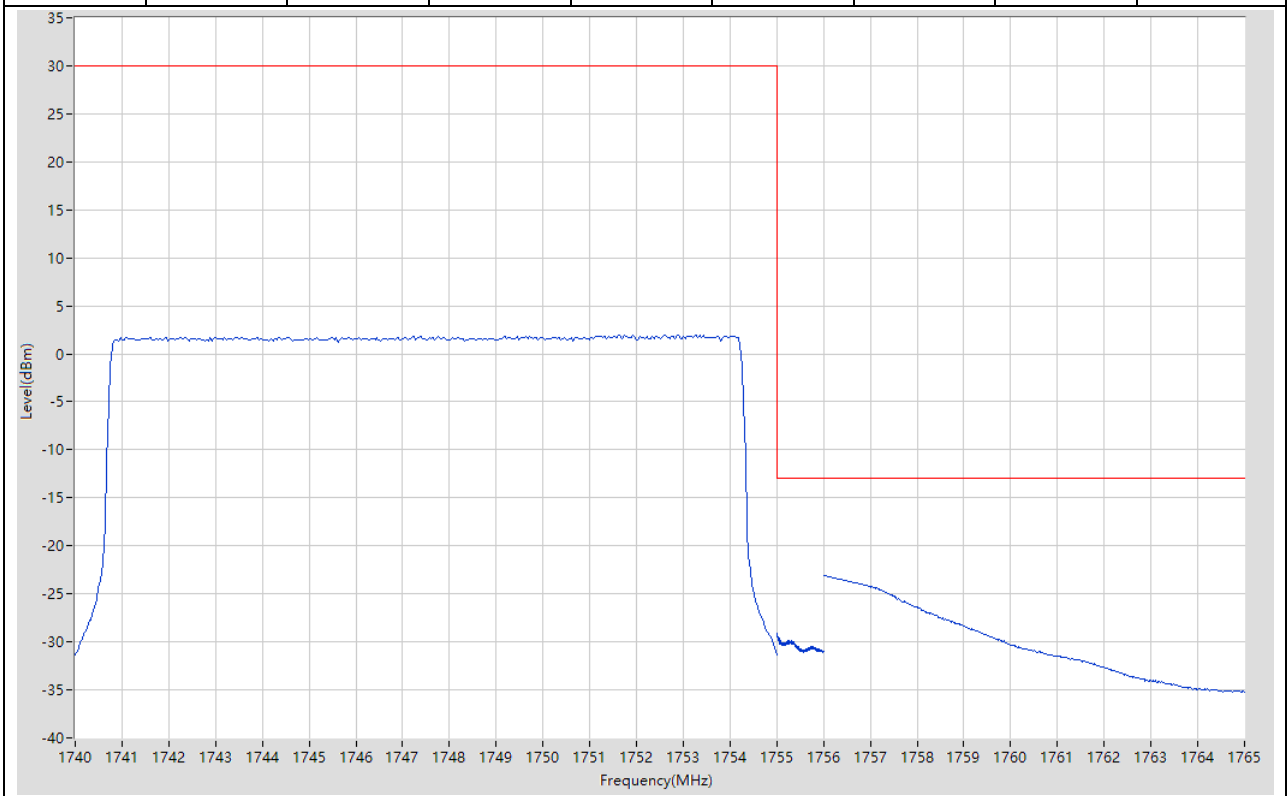
**9.37. LTE Band Edge\_Part22-24-27(NTNV)(Subtest:37, Channel:20325, Bandwidth:15, Modulation:QPSK, RB Number: 1, RB Position:HIGH)**

Start Frequency (MHz)	Stop Frequency (MHz)	RBW (MHz)	Detector	Frequency (MHz)	Power (dBm)	Limit (dBm)	Verdict	Sweep Point
1740	1755	0.1	RMS	1754.175	21.06	30	Pass	401
1755	1756	0.15	RMS	1755	-25.87	-13	Pass	401
1756	1757	1	RMS	1756	-37.02	-13	Pass	2
1757	1765	1	RMS	1762.52	-42.68	-13	Pass	401



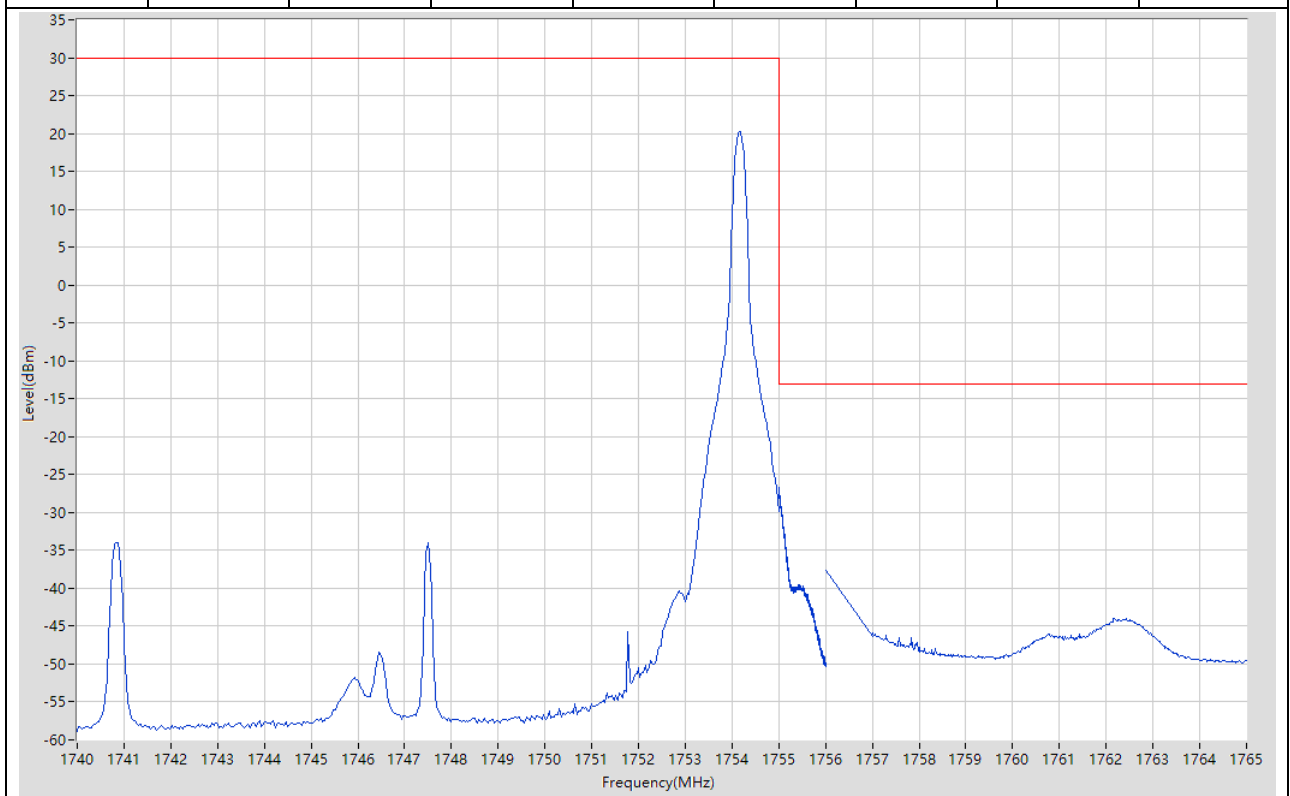
**9.38. LTE Band Edge\_Part22-24-27(NTNV)(Subtest:38, Channel:20325, Bandwidth:15, Modulation:QPSK, RB Number: 75, RB Position:HIGH)**

Start Frequency (MHz)	Stop Frequency (MHz)	RBW (MHz)	Detector	Frequency (MHz)	Power (dBm)	Limit (dBm)	Verdict	Sweep Point
1740	1755	0.1	RMS	1752.863	1.97	30	Pass	401
1755	1756	0.15	RMS	1755.005	-29.08	-13	Pass	401
1756	1757	1	RMS	1756	-23.14	-13	Pass	2
1757	1765	1	RMS	1757.02	-24.23	-13	Pass	401



**9.39. LTE Band Edge\_Part22-24-27(NTNV)(Subtest:39, Channel:20325, Bandwidth:15, Modulation:Q16, RB Number: 1, RB Position:HIGH)**

Start Frequency (MHz)	Stop Frequency (MHz)	RBW (MHz)	Detector	Frequency (MHz)	Power (dBm)	Limit (dBm)	Verdict	Sweep Point
1740	1755	0.1	RMS	1754.175	20.28	30	Pass	401
1755	1756	0.15	RMS	1755.005	-26.74	-13	Pass	401
1756	1757	1	RMS	1756	-37.67	-13	Pass	2
1757	1765	1	RMS	1762.18	-43.92	-13	Pass	401



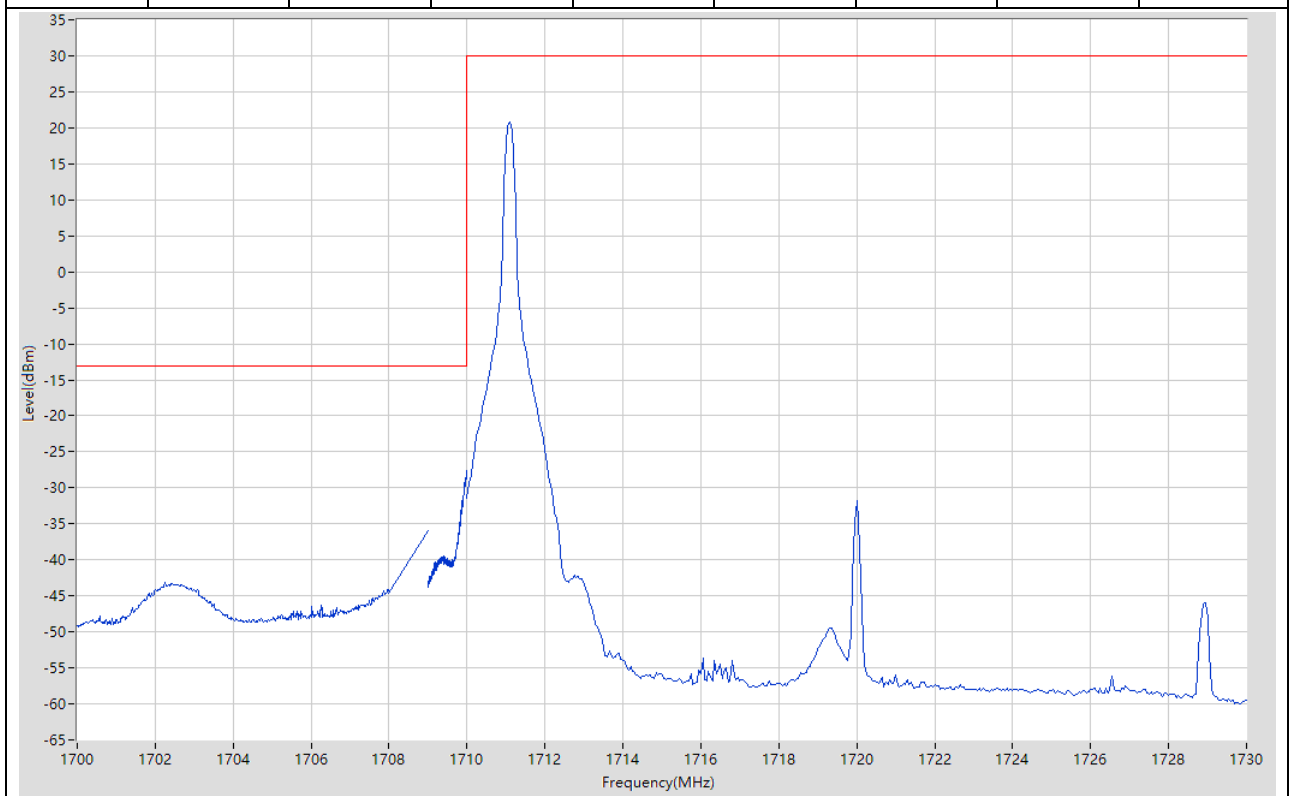
**9.40. LTE Band Edge\_Part22-24-27(NTNV)(Subtest:40, Channel:20325, Bandwidth:15, Modulation:Q16, RB Number: 75, RB Position:HIGH)**

Start Frequency (MHz)	Stop Frequency (MHz)	RBW (MHz)	Detector	Frequency (MHz)	Power (dBm)	Limit (dBm)	Verdict	Sweep Point
1740	1755	0.1	RMS	1753.125	1.05	30	Pass	401
1755	1756	0.15	RMS	1755.005	-31.05	-13	Pass	401
1756	1757	1	RMS	1756	-25.31	-13	Pass	2
1757	1765	1	RMS	1757.02	-25.49	-13	Pass	401



**9.41. LTE Band Edge\_Part22-24-27(NTNV)(Subtest:41, Channel:20050, Bandwidth:20, Modulation:QPSK, RB Number: 1, RB Position:LOW)**

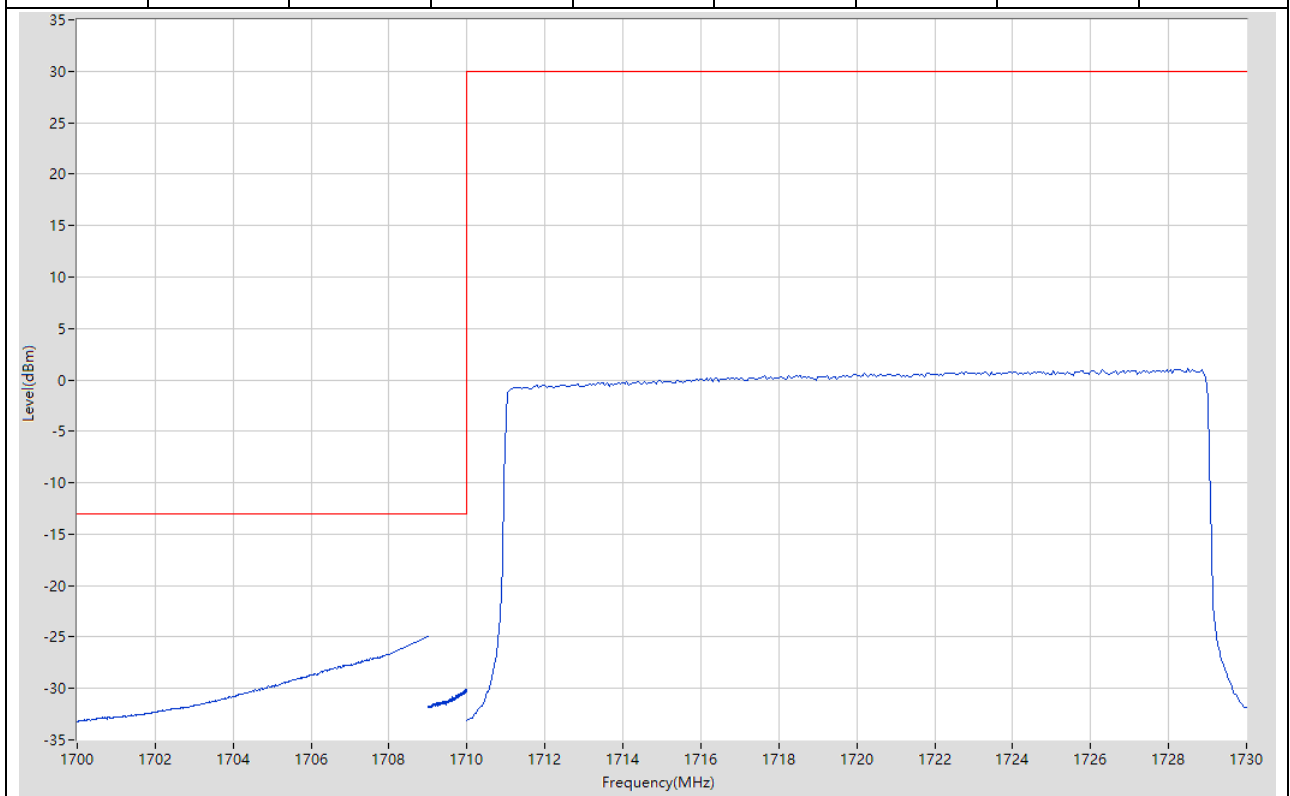
Start Frequency (MHz)	Stop Frequency (MHz)	RBW (MHz)	Detector	Frequency (MHz)	Power (dBm)	Limit (dBm)	Verdict	Sweep Point
1700	1708	1	RMS	1702.26	-43.19	-13	Pass	401
1708	1709	1	RMS	1709	-35.98	-13	Pass	2
1709	1710	0.2	RMS	1710	-27.52	-13	Pass	401
1710	1730	0.1	RMS	1711.1	20.87	30	Pass	401





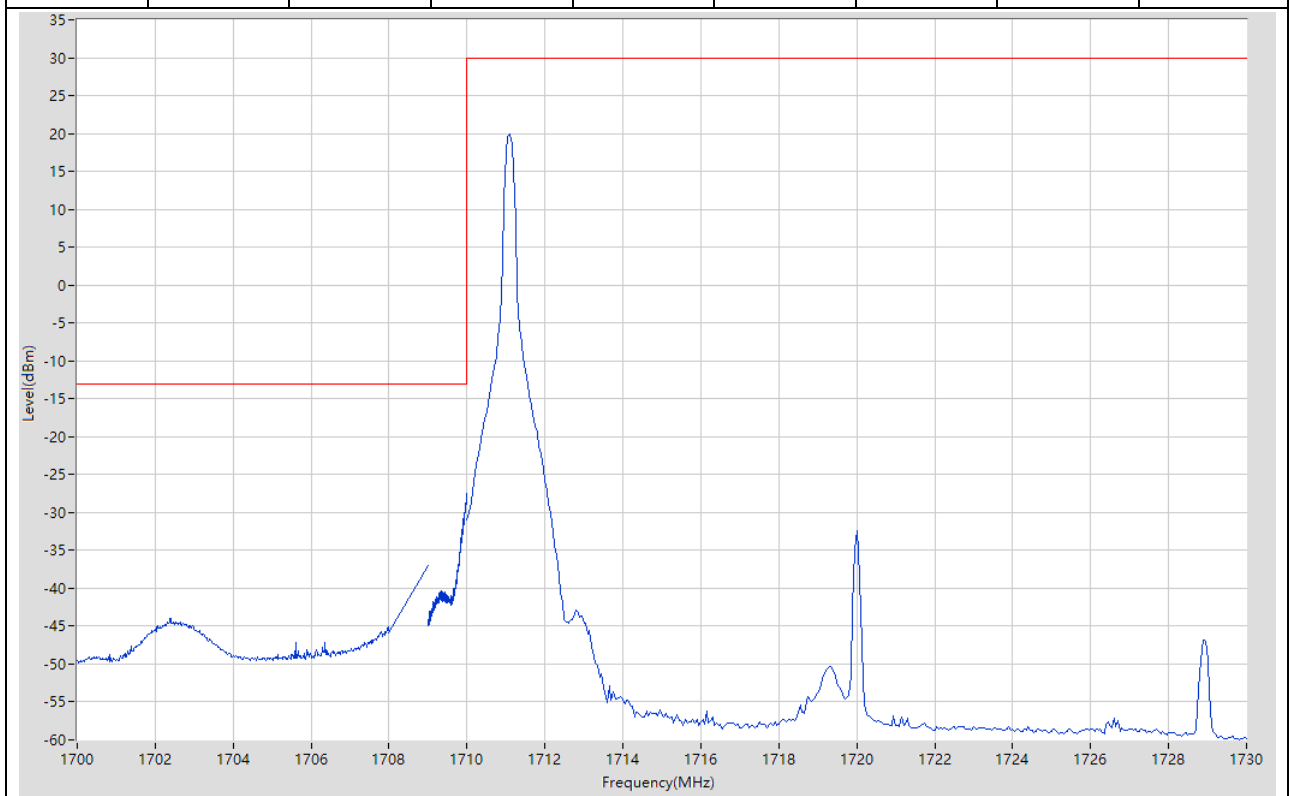
**9.42. LTE Band Edge\_Part22-24-27(NTNV)(Subtest:42, Channel:20050, Bandwidth:20, Modulation:QPSK, RB Number: 100, RB Position:LOW)**

Start Frequency (MHz)	Stop Frequency (MHz)	RBW (MHz)	Detector	Frequency (MHz)	Power (dBm)	Limit (dBm)	Verdict	Sweep Point
1700	1708	1	RMS	1707.94	-26.65	-13	Pass	401
1708	1709	1	RMS	1709	-24.98	-13	Pass	2
1709	1710	0.2	RMS	1709.978	-30.1	-13	Pass	401
1710	1730	0.1	RMS	1728.5	1.15	30	Pass	401



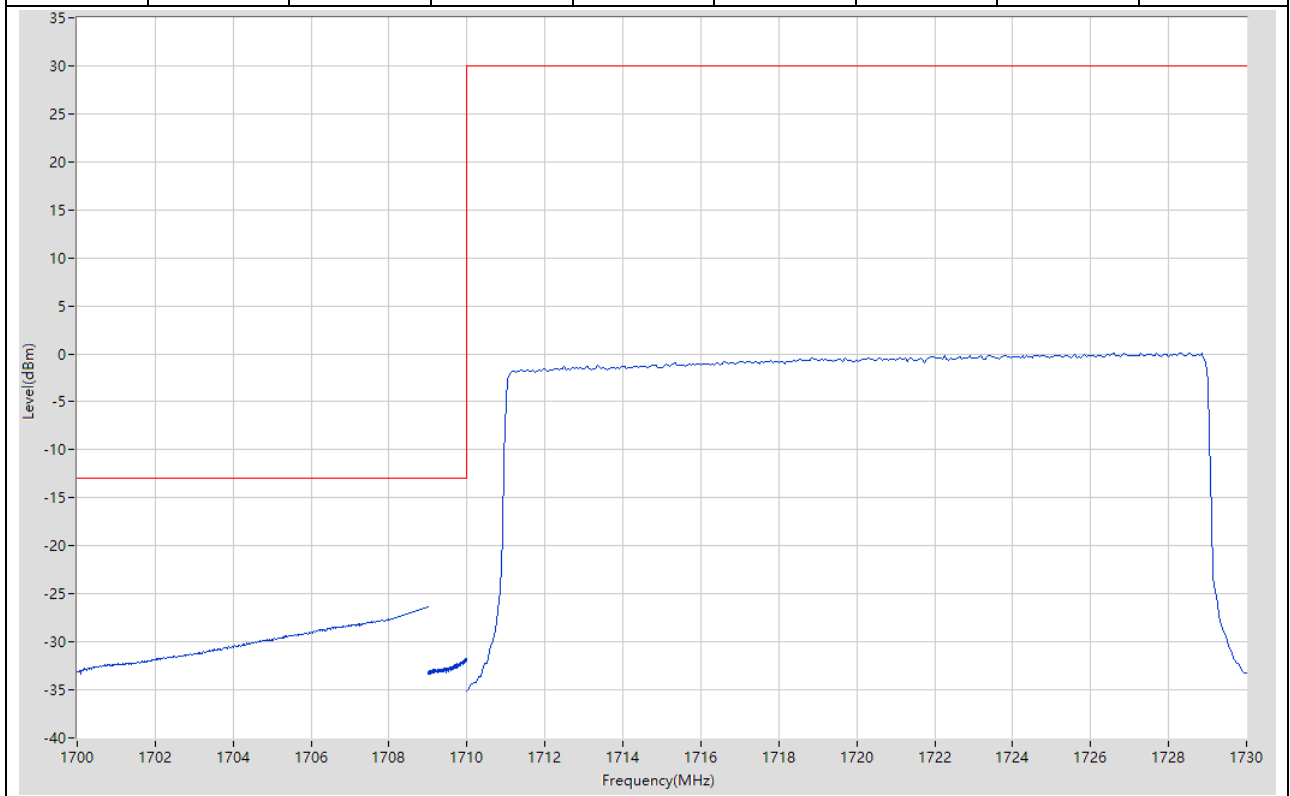
**9.43. LTE Band Edge\_Part22-24-27(NTNV)(Subtest:43, Channel:20050, Bandwidth:20, Modulation:Q16, RB Number: 1, RB Position:LOW)**

Start Frequency (MHz)	Stop Frequency (MHz)	RBW (MHz)	Detector	Frequency (MHz)	Power (dBm)	Limit (dBm)	Verdict	Sweep Point
1700	1708	1	RMS	1702.38	-44.02	-13	Pass	401
1708	1709	1	RMS	1709	-36.96	-13	Pass	2
1709	1710	0.2	RMS	1710	-27.42	-13	Pass	401
1710	1730	0.1	RMS	1711.1	19.89	30	Pass	401



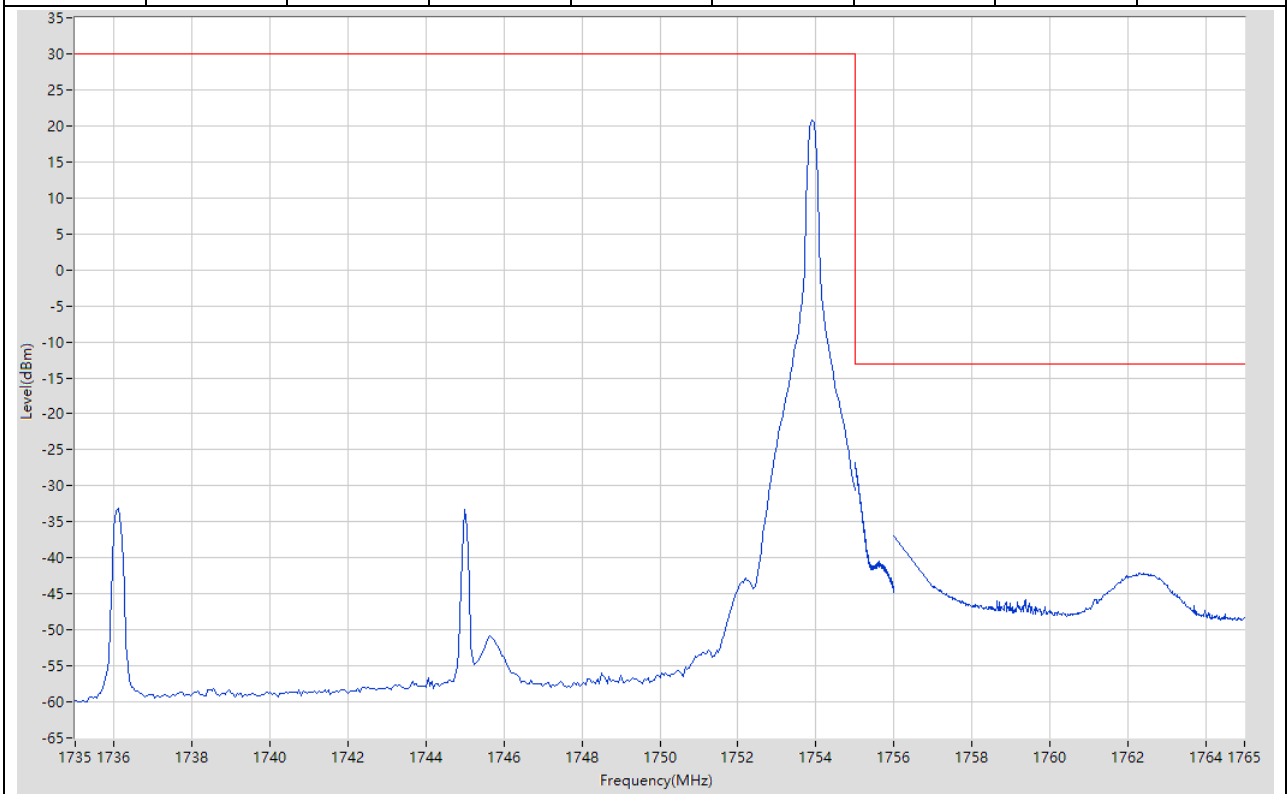
**9.44. LTE Band Edge\_Part22-24-27(NTNV)(Subtest:44, Channel:20050, Bandwidth:20, Modulation:Q16, RB Number: 100, RB Position:LOW)**

Start Frequency (MHz)	Stop Frequency (MHz)	RBW (MHz)	Detector	Frequency (MHz)	Power (dBm)	Limit (dBm)	Verdict	Sweep Point
1700	1708	1	RMS	1708	-27.62	-13	Pass	401
1708	1709	1	RMS	1709	-26.29	-13	Pass	2
1709	1710	0.2	RMS	1709.998	-31.73	-13	Pass	401
1710	1730	0.1	RMS	1728.35	0.12	30	Pass	401



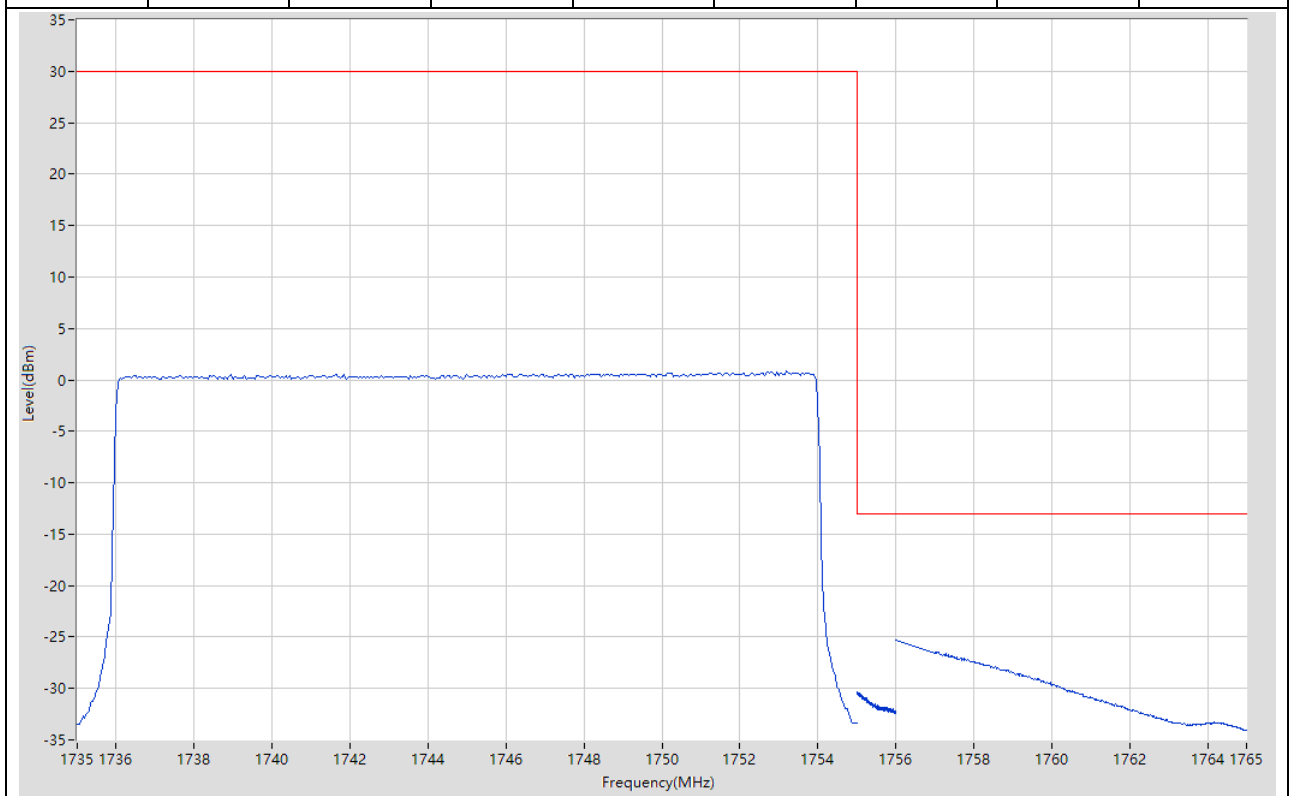
**9.45. LTE Band Edge\_Part22-24-27(NTNV)(Subtest:45, Channel:20300, Bandwidth:20, Modulation:QPSK, RB Number: 1, RB Position:HIGH)**

Start Frequency (MHz)	Stop Frequency (MHz)	RBW (MHz)	Detector	Frequency (MHz)	Power (dBm)	Limit (dBm)	Verdict	Sweep Point
1735	1755	0.1	RMS	1753.9	20.88	30	Pass	401
1755	1756	0.2	RMS	1755	-26.8	-13	Pass	401
1756	1757	1	RMS	1756	-36.89	-13	Pass	2
1757	1765	1	RMS	1762.42	-42.09	-13	Pass	401



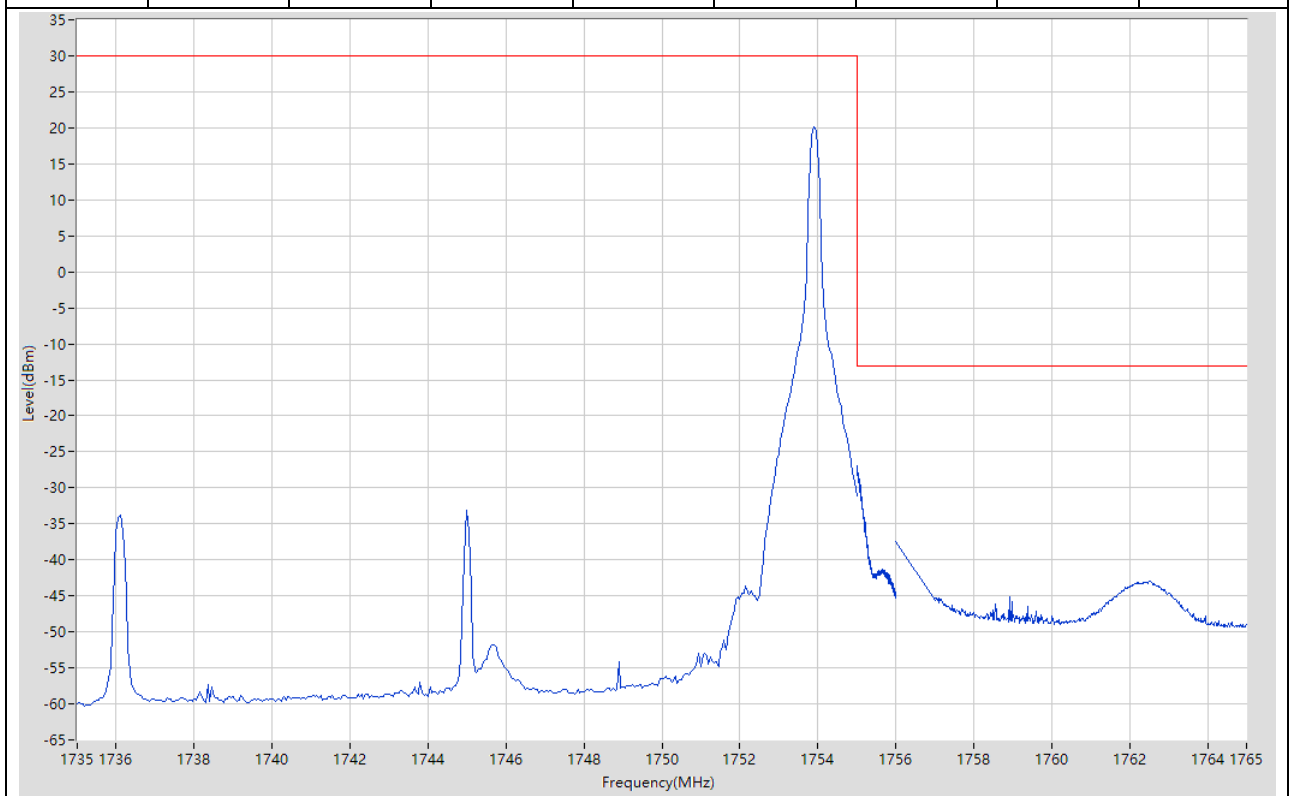
**9.46. LTE Band Edge\_Part22-24-27(NTNV)(Subtest:46, Channel:20300, Bandwidth:20, Modulation:QPSK, RB Number: 100, RB Position:HIGH)**

Start Frequency (MHz)	Stop Frequency (MHz)	RBW (MHz)	Detector	Frequency (MHz)	Power (dBm)	Limit (dBm)	Verdict	Sweep Point
1735	1755	0.1	RMS	1753.2	0.83	30	Pass	401
1755	1756	0.2	RMS	1755.013	-30.35	-13	Pass	401
1756	1757	1	RMS	1756	-25.32	-13	Pass	2
1757	1765	1	RMS	1757	-26.45	-13	Pass	401



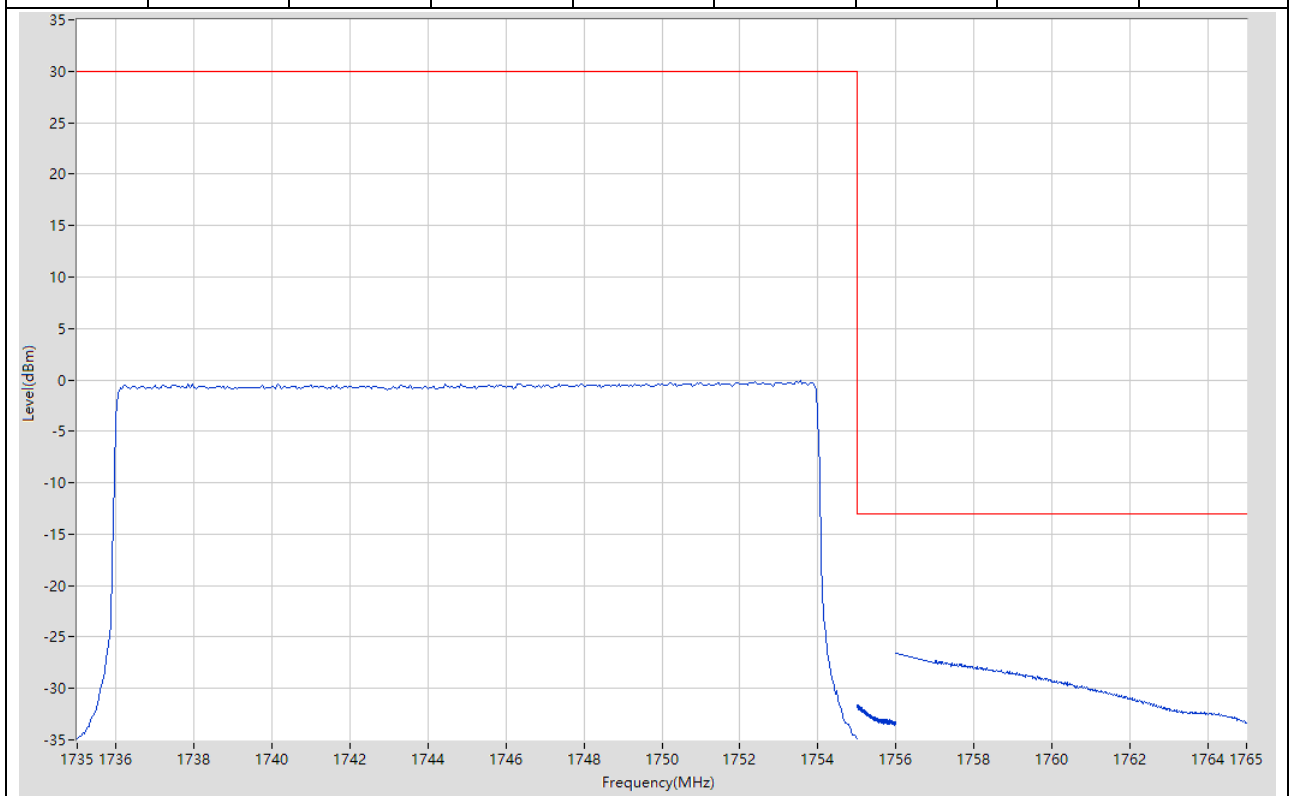
**9.47. LTE Band Edge\_Part22-24-27(NTNV)(Subtest:47, Channel:20300, Bandwidth:20, Modulation:Q16, RB Number: 1, RB Position:HIGH)**

Start Frequency (MHz)	Stop Frequency (MHz)	RBW (MHz)	Detector	Frequency (MHz)	Power (dBm)	Limit (dBm)	Verdict	Sweep Point
1735	1755	0.1	RMS	1753.9	20.08	30	Pass	401
1755	1756	0.2	RMS	1755.003	-26.98	-13	Pass	401
1756	1757	1	RMS	1756	-37.51	-13	Pass	2
1757	1765	1	RMS	1762.52	-42.95	-13	Pass	401



**9.48. LTE Band Edge\_Part22-24-27(NTNV)(Subtest:48, Channel:20300, Bandwidth:20, Modulation:Q16, RB Number: 100, RB Position:HIGH)**

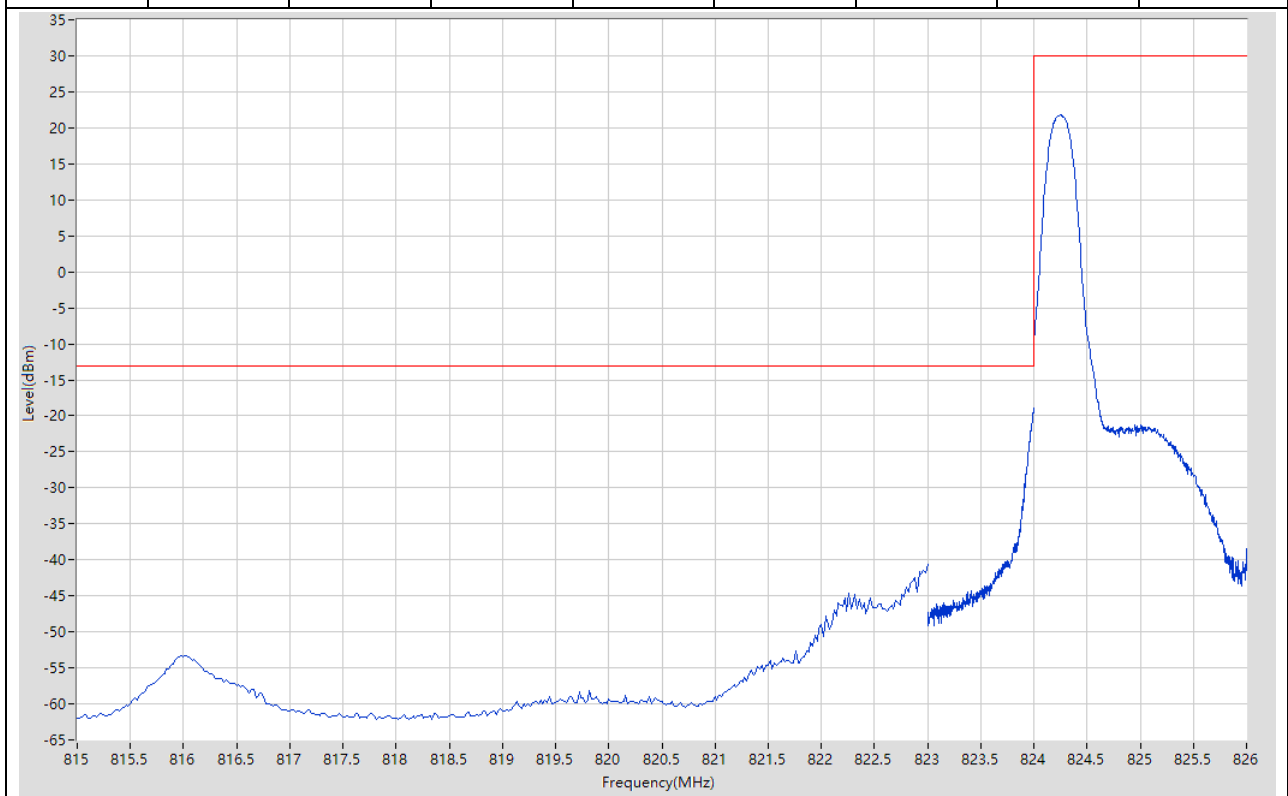
Start Frequency (MHz)	Stop Frequency (MHz)	RBW (MHz)	Detector	Frequency (MHz)	Power (dBm)	Limit (dBm)	Verdict	Sweep Point
1735	1755	0.1	RMS	1753.55	-0.06	30	Pass	401
1755	1756	0.2	RMS	1755.013	-31.56	-13	Pass	401
1756	1757	1	RMS	1756	-26.53	-13	Pass	2
1757	1765	1	RMS	1757.06	-27.3	-13	Pass	401



## 10. LTE\_Band5

### 10.1. LTE Band Edge\_Part22-24-27(NTNV)(Subtest:1, Channel:20407, Bandwidth:1.4, Modulation:QPSK, RB Number: 1, RB Position:LOW)

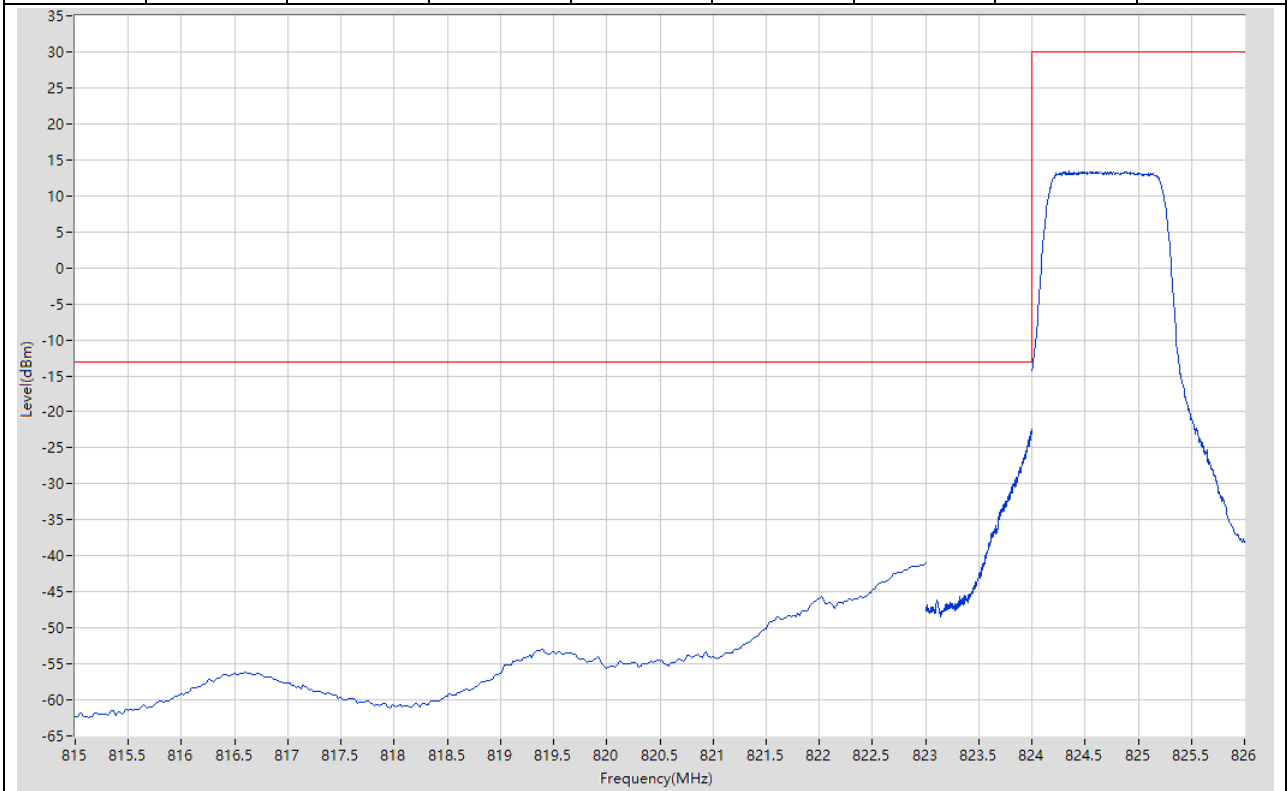
Start Frequency (MHz)	Stop Frequency (MHz)	RBW (MHz)	Detector	Frequency (MHz)	Power (dBm)	Limit (dBm)	Verdict	Sweep Point
815	823	0.1	RMS	823	-40.61	-13	Pass	401
823	824	0.02	RMS	824	-18.91	-13	Pass	401
824	826	0.1	RMS	824.25	21.78	30	Pass	401





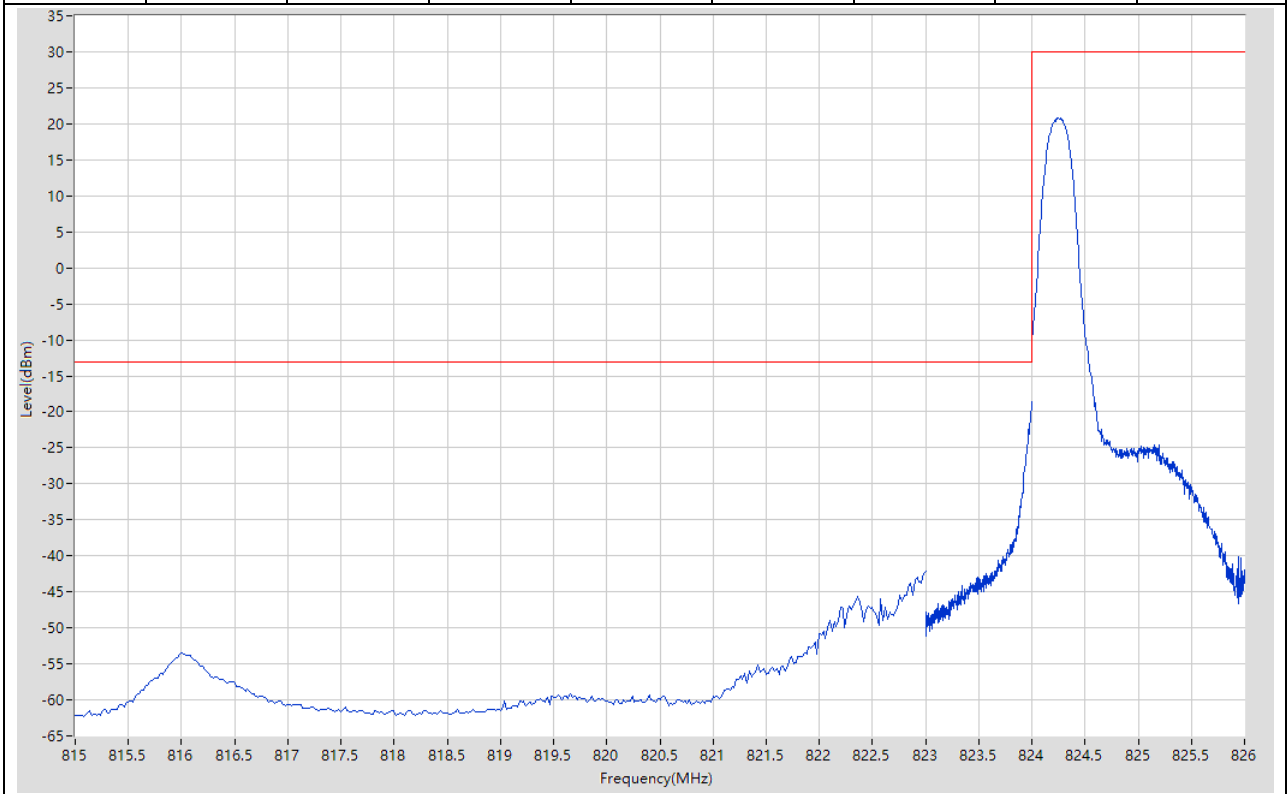
**10.2. LTE Band Edge\_Part22-24-27(NTNV)(Subtest:2, Channel:20407, Bandwidth:1.4, Modulation:QPSK, RB Number: 6, RB Position:LOW)**

Start Frequency (MHz)	Stop Frequency (MHz)	RBW (MHz)	Detector	Frequency (MHz)	Power (dBm)	Limit (dBm)	Verdict	Sweep Point
815	823	0.1	RMS	823	-40.97	-13	Pass	401
823	824	0.02	RMS	824	-22.46	-13	Pass	401
824	826	0.1	RMS	824.355	13.45	30	Pass	401



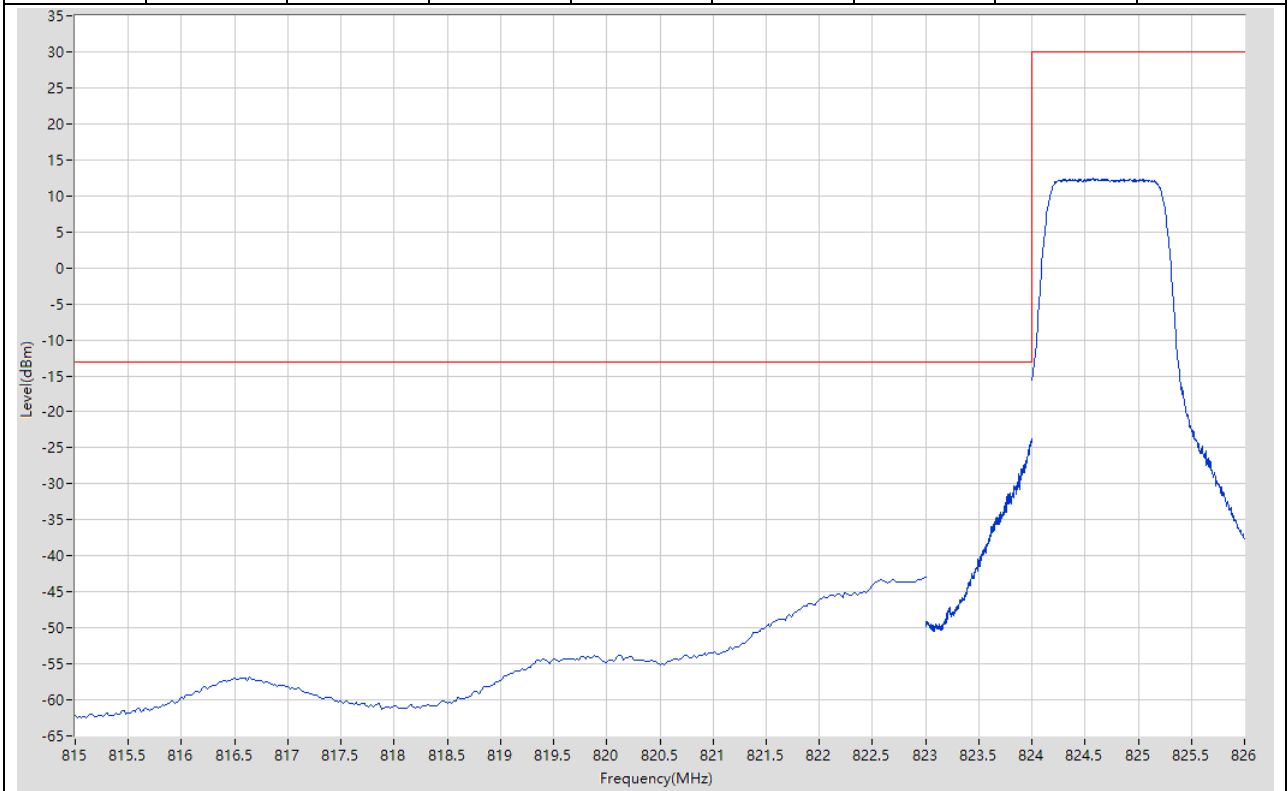
**10.3. LTE Band Edge\_Part22-24-27(NTNV)(Subtest:3, Channel:20407, Bandwidth:1.4, Modulation:Q16, RB Number: 1, RB Position:LOW)**

Start Frequency (MHz)	Stop Frequency (MHz)	RBW (MHz)	Detector	Frequency (MHz)	Power (dBm)	Limit (dBm)	Verdict	Sweep Point
815	823	0.1	RMS	823	-42.12	-13	Pass	401
823	824	0.02	RMS	824	-18.59	-13	Pass	401
824	826	0.1	RMS	824.27	20.78	30	Pass	401



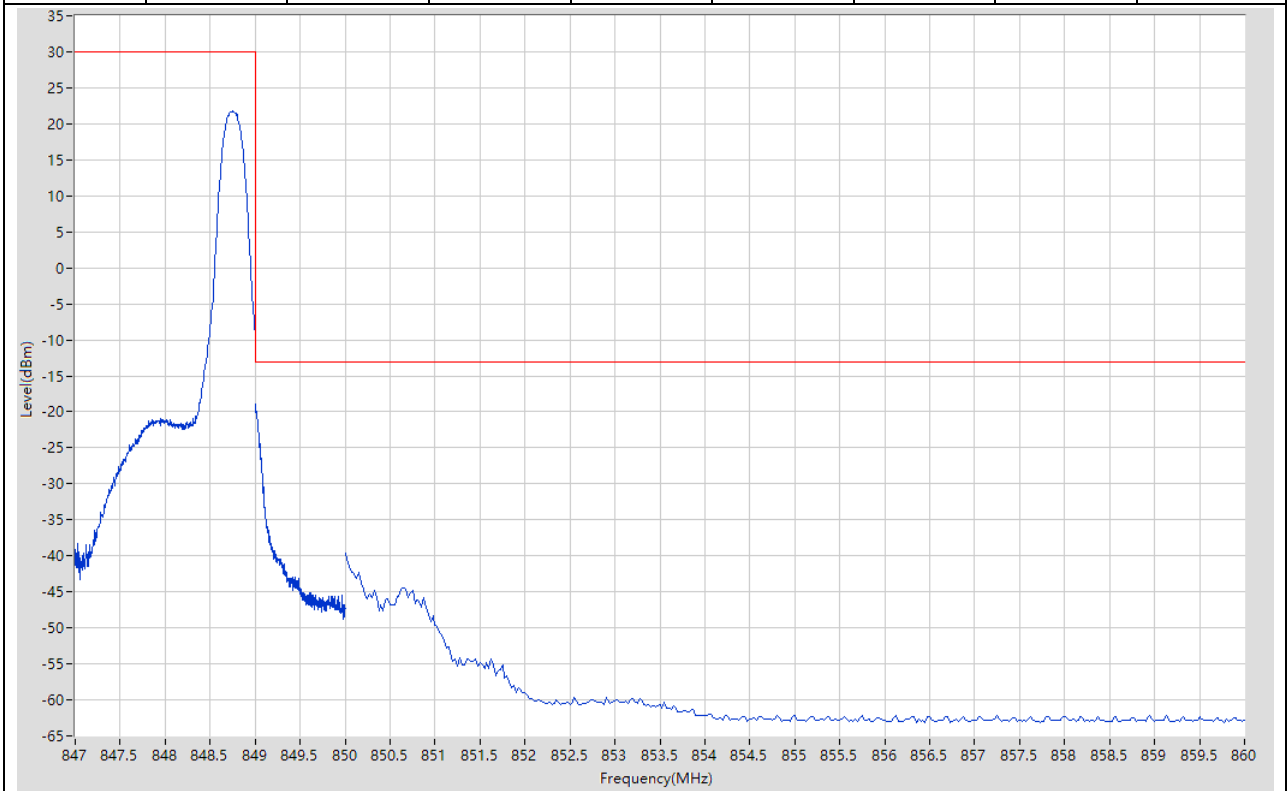
**10.4. LTE Band Edge\_Part22-24-27(NTNV)(Subtest:4, Channel:20407, Bandwidth:1.4, Modulation:Q16, RB Number: 6, RB Position:LOW)**

Start Frequency (MHz)	Stop Frequency (MHz)	RBW (MHz)	Detector	Frequency (MHz)	Power (dBm)	Limit (dBm)	Verdict	Sweep Point
815	823	0.1	RMS	823	-43.02	-13	Pass	401
823	824	0.02	RMS	823.998	-23.74	-13	Pass	401
824	826	0.1	RMS	824.575	12.43	30	Pass	401



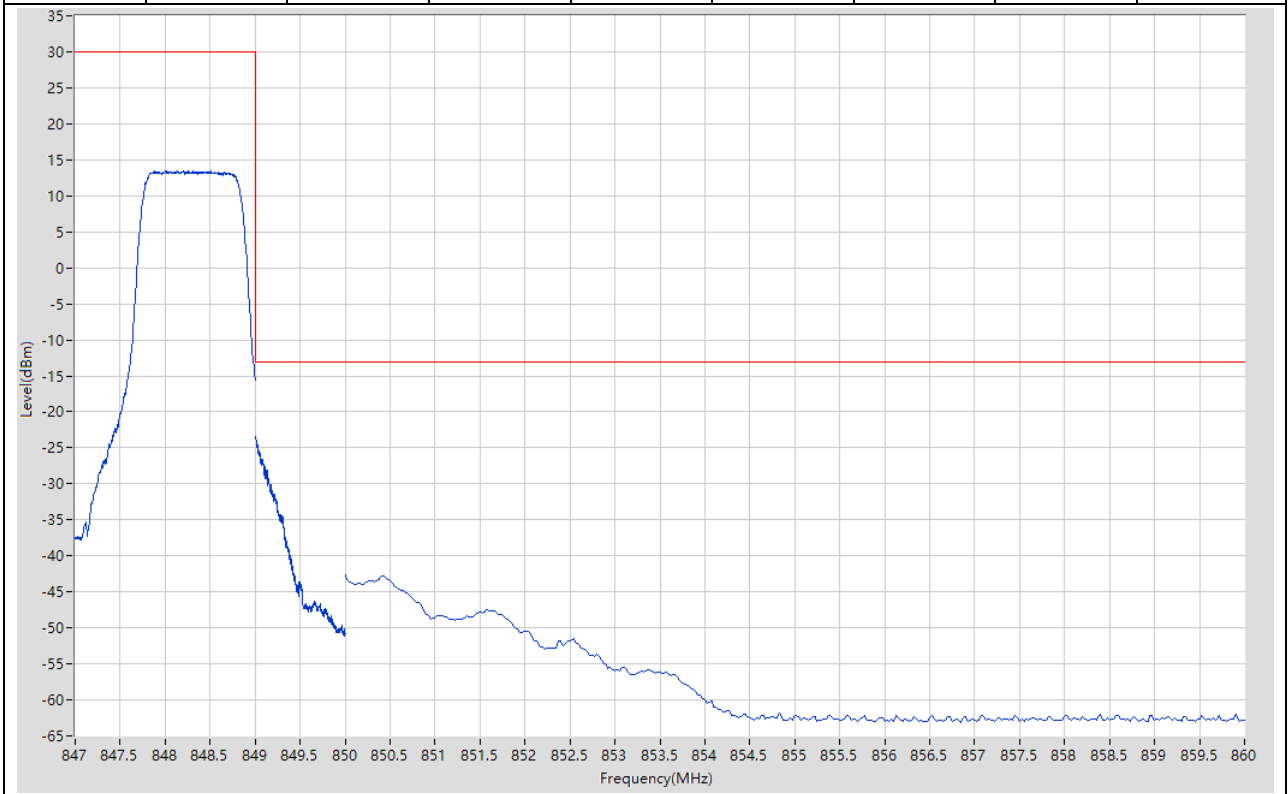
**10.5. LTE Band Edge\_Part22-24-27(NTNV)(Subtest:5, Channel:20643, Bandwidth:1.4, Modulation:QPSK, RB Number: 1, RB Position:HIGH)**

Start Frequency (MHz)	Stop Frequency (MHz)	RBW (MHz)	Detector	Frequency (MHz)	Power (dBm)	Limit (dBm)	Verdict	Sweep Point
847	849	0.1	RMS	848.745	21.78	30	Pass	401
849	850	0.02	RMS	849	-18.89	-13	Pass	401
850	860	0.1	RMS	850	-39.56	-13	Pass	401



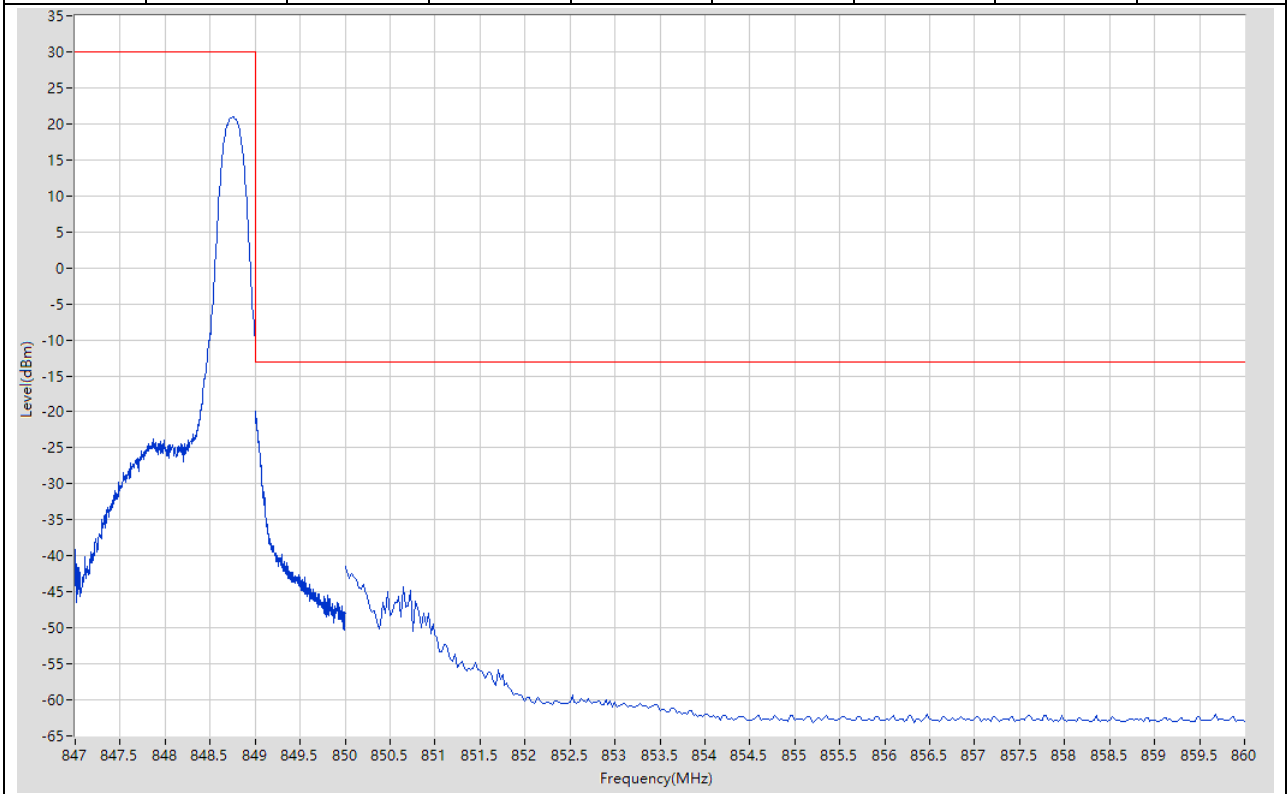
**10.6. LTE Band Edge\_Part22-24-27(NTNV)(Subtest:6, Channel:20643, Bandwidth:1.4, Modulation:QPSK, RB Number: 6, RB Position:HIGH)**

Start Frequency (MHz)	Stop Frequency (MHz)	RBW (MHz)	Detector	Frequency (MHz)	Power (dBm)	Limit (dBm)	Verdict	Sweep Point
847	849	0.1	RMS	848.13	13.47	30	Pass	401
849	850	0.02	RMS	849.005	-23.38	-13	Pass	401
850	860	0.1	RMS	850	-42.66	-13	Pass	401



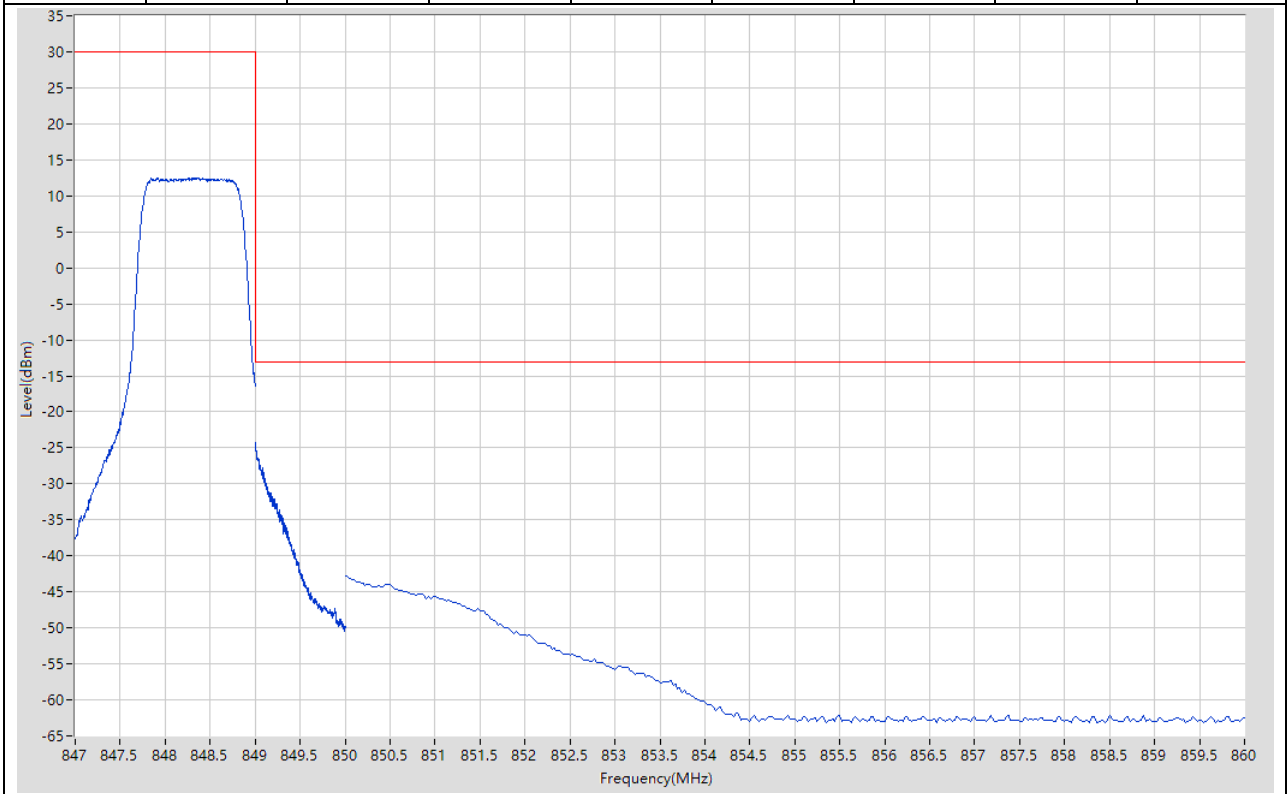
**10.7. LTE Band Edge\_Part22-24-27(NTNV)(Subtest:7, Channel:20643, Bandwidth:1.4, Modulation:Q16, RB Number: 1, RB Position:HIGH)**

Start Frequency (MHz)	Stop Frequency (MHz)	RBW (MHz)	Detector	Frequency (MHz)	Power (dBm)	Limit (dBm)	Verdict	Sweep Point
847	849	0.1	RMS	848.75	21.03	30	Pass	401
849	850	0.02	RMS	849	-20	-13	Pass	401
850	860	0.1	RMS	850	-41.43	-13	Pass	401



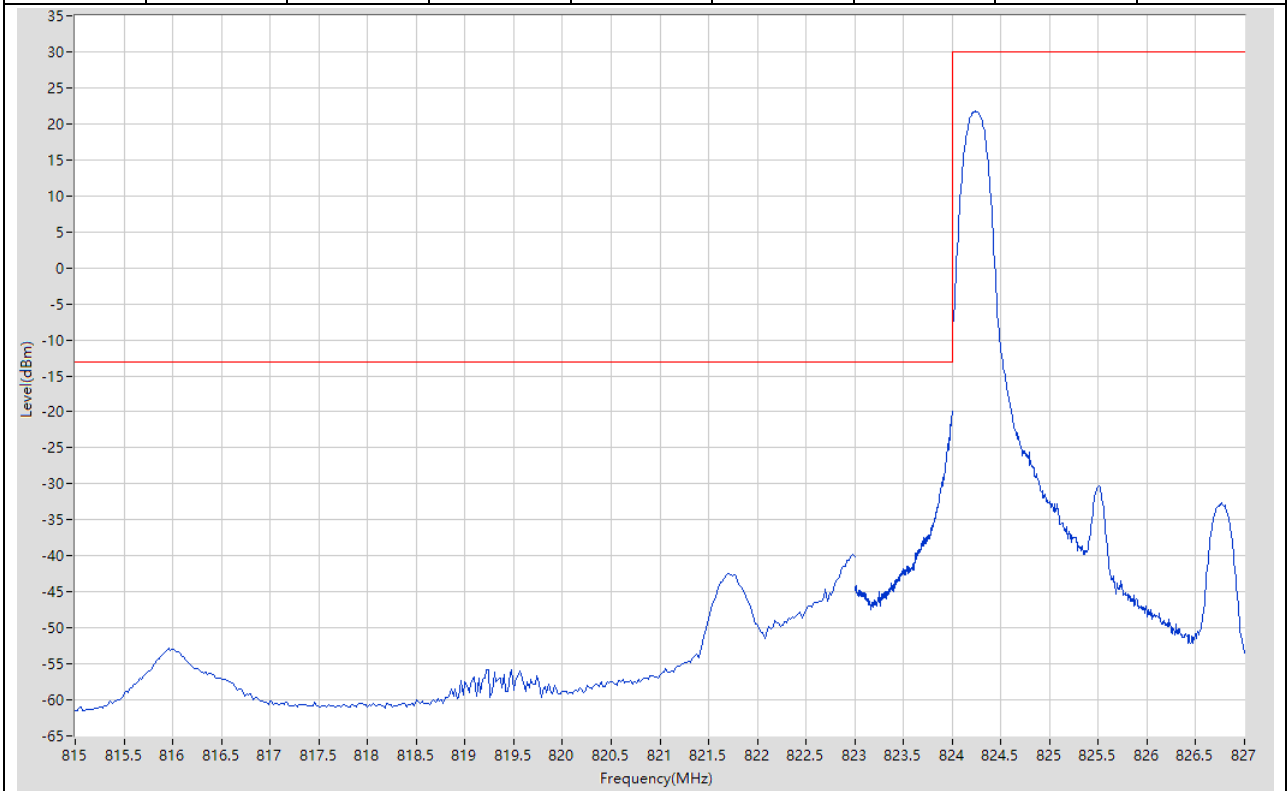
**10.8. LTE Band Edge\_Part22-24-27(NTNV)(Subtest:8, Channel:20643, Bandwidth:1.4, Modulation:Q16, RB Number: 6, RB Position:HIGH)**

Start Frequency (MHz)	Stop Frequency (MHz)	RBW (MHz)	Detector	Frequency (MHz)	Power (dBm)	Limit (dBm)	Verdict	Sweep Point
847	849	0.1	RMS	848.365	12.52	30	Pass	401
849	850	0.02	RMS	849	-24.19	-13	Pass	401
850	860	0.1	RMS	850	-42.73	-13	Pass	401



**10.9. LTE Band Edge\_Part22-24-27(NTNV)(Subtest:9, Channel:20415, Bandwidth:3, Modulation:QPSK, RB Number: 1, RB Position:LOW)**

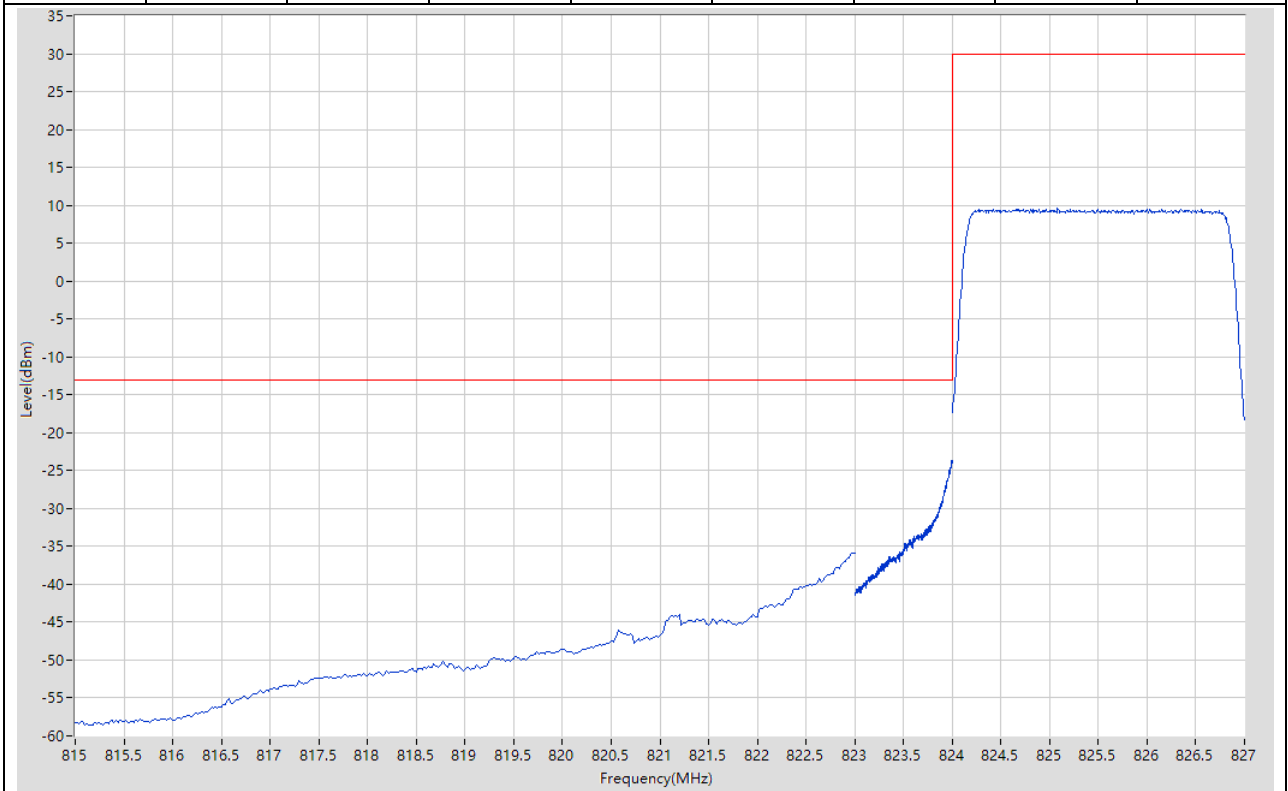
Start Frequency (MHz)	Stop Frequency (MHz)	RBW (MHz)	Detector	Frequency (MHz)	Power (dBm)	Limit (dBm)	Verdict	Sweep Point
815	823	0.1	RMS	822.98	-39.76	-13	Pass	401
823	824	0.03	RMS	824	-19.9	-13	Pass	401
824	827	0.1	RMS	824.24	21.77	30	Pass	401





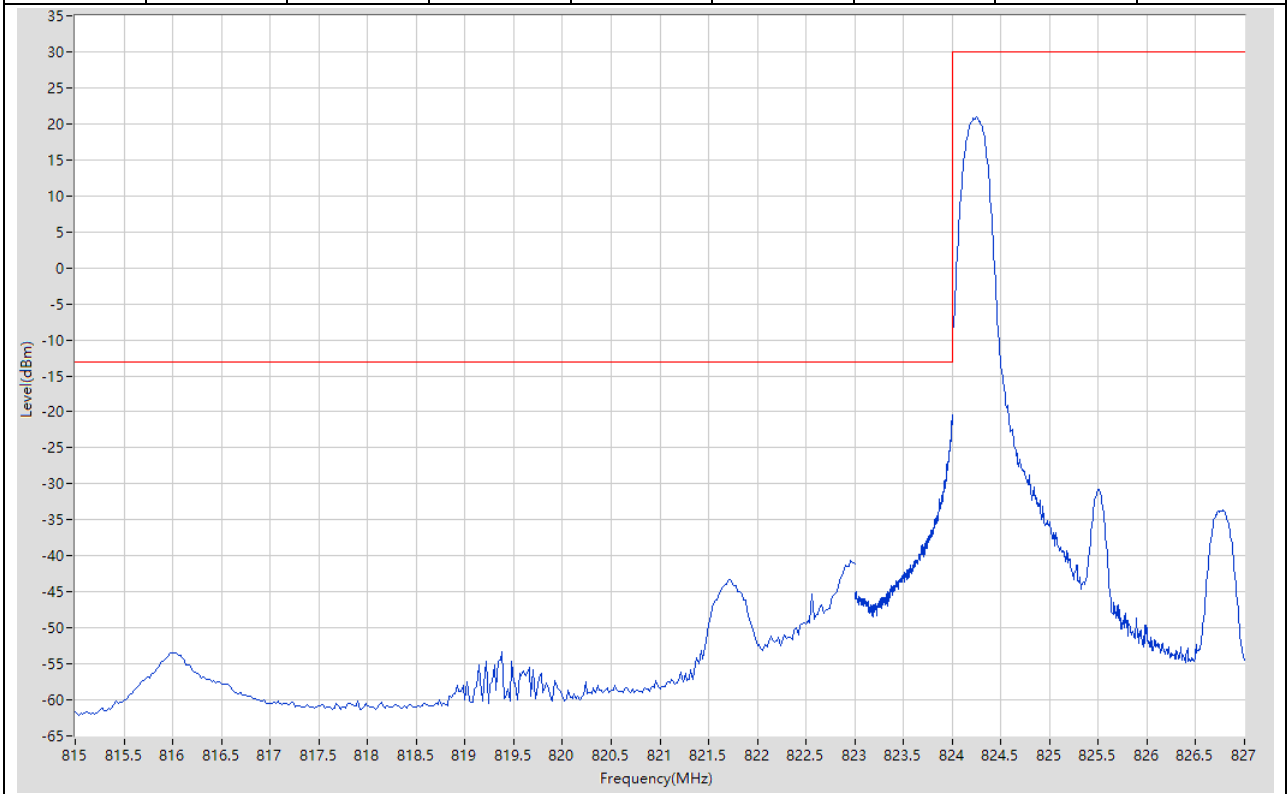
**10.10. LTE Band Edge\_Part22-24-27(NTNV)(Subtest:10, Channel:20415, Bandwidth:3, Modulation:QPSK, RB Number: 15, RB Position:LOW)**

Start Frequency (MHz)	Stop Frequency (MHz)	RBW (MHz)	Detector	Frequency (MHz)	Power (dBm)	Limit (dBm)	Verdict	Sweep Point
815	823	0.1	RMS	823	-35.85	-13	Pass	401
823	824	0.03	RMS	824	-23.64	-13	Pass	401
824	827	0.1	RMS	825.08	9.55	30	Pass	401



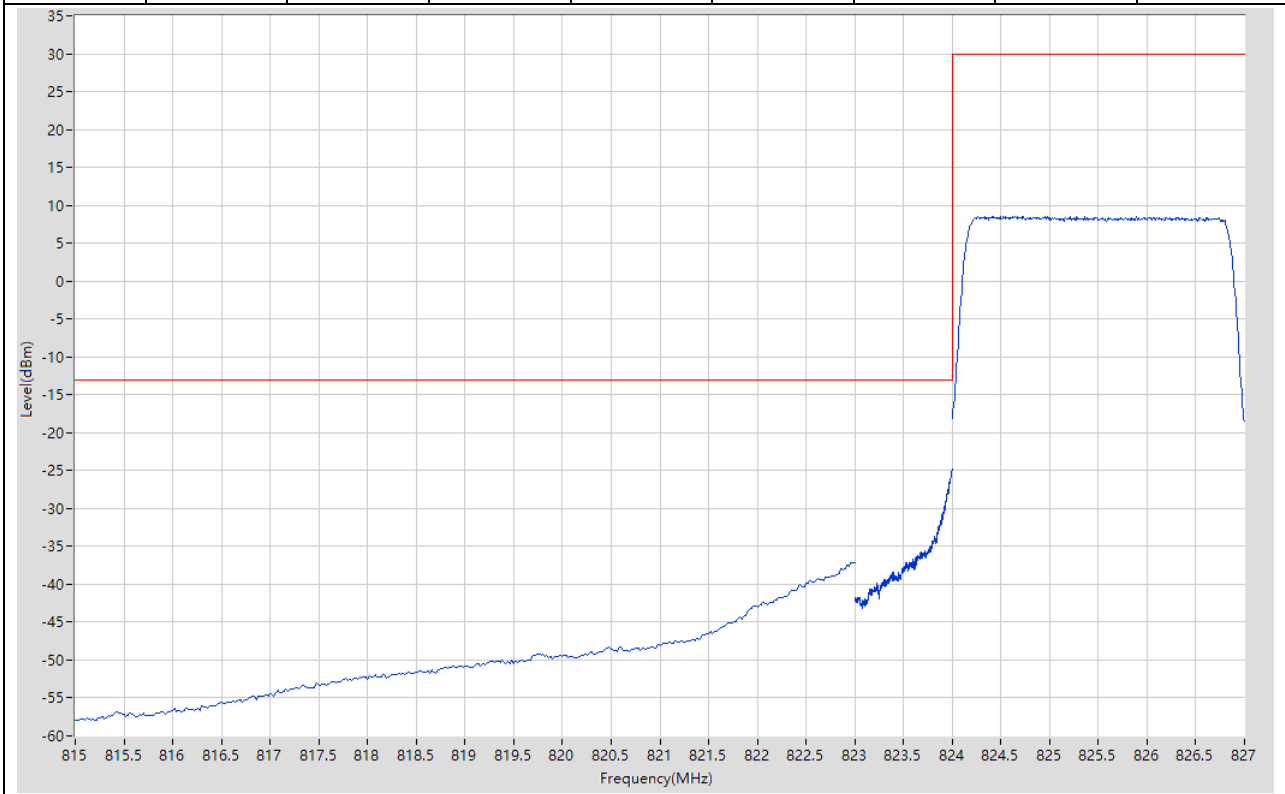
**10.11. LTE Band Edge\_Part22-24-27(NTNV)(Subtest:11, Channel:20415, Bandwidth:3, Modulation:Q16, RB Number: 1, RB Position:LOW)**

Start Frequency (MHz)	Stop Frequency (MHz)	RBW (MHz)	Detector	Frequency (MHz)	Power (dBm)	Limit (dBm)	Verdict	Sweep Point
815	823	0.1	RMS	822.96	-40.68	-13	Pass	401
823	824	0.03	RMS	824	-20.5	-13	Pass	401
824	827	0.1	RMS	824.255	21.06	30	Pass	401



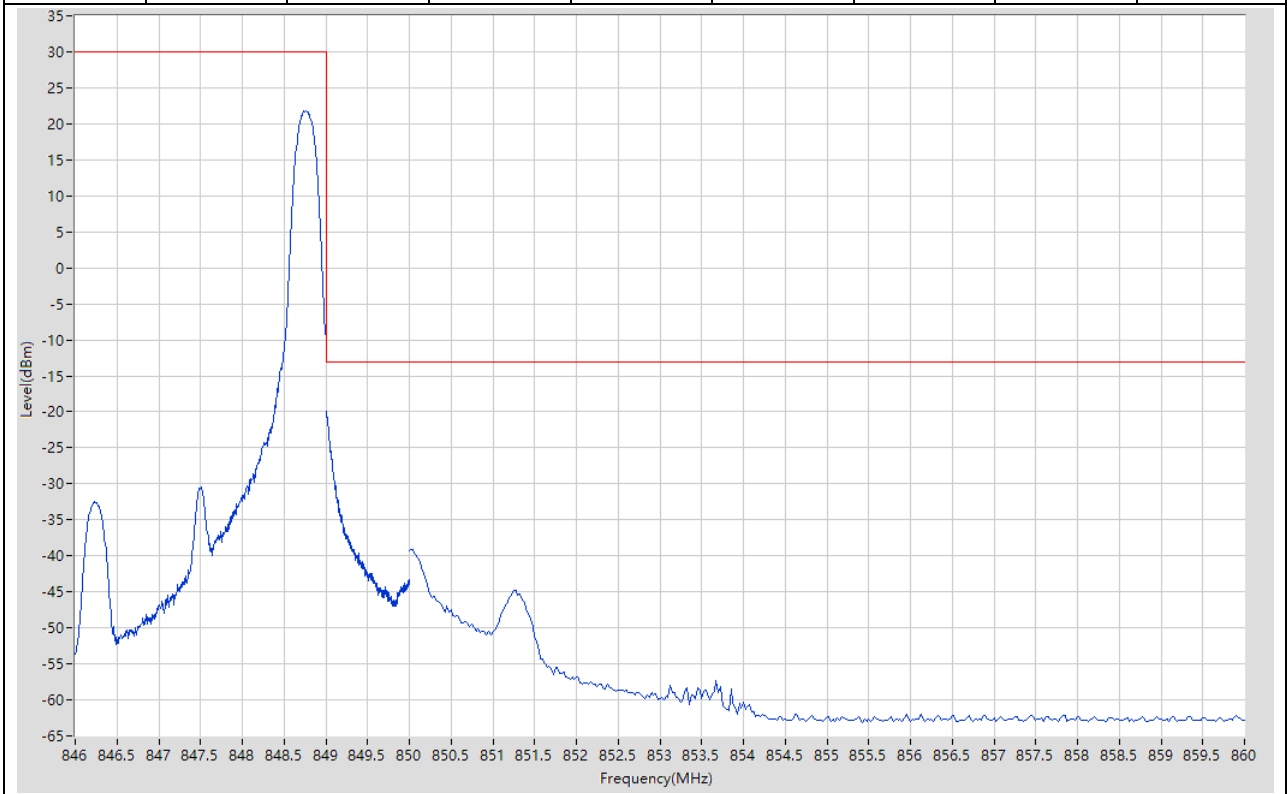
**10.12. LTE Band Edge\_Part22-24-27(NTNV)(Subtest:12, Channel:20415, Bandwidth:3, Modulation:Q16, RB Number: 15, RB Position:LOW)**

Start Frequency (MHz)	Stop Frequency (MHz)	RBW (MHz)	Detector	Frequency (MHz)	Power (dBm)	Limit (dBm)	Verdict	Sweep Point
815	823	0.1	RMS	823	-37.16	-13	Pass	401
823	824	0.03	RMS	824	-24.75	-13	Pass	401
824	827	0.1	RMS	824.728	8.52	30	Pass	401



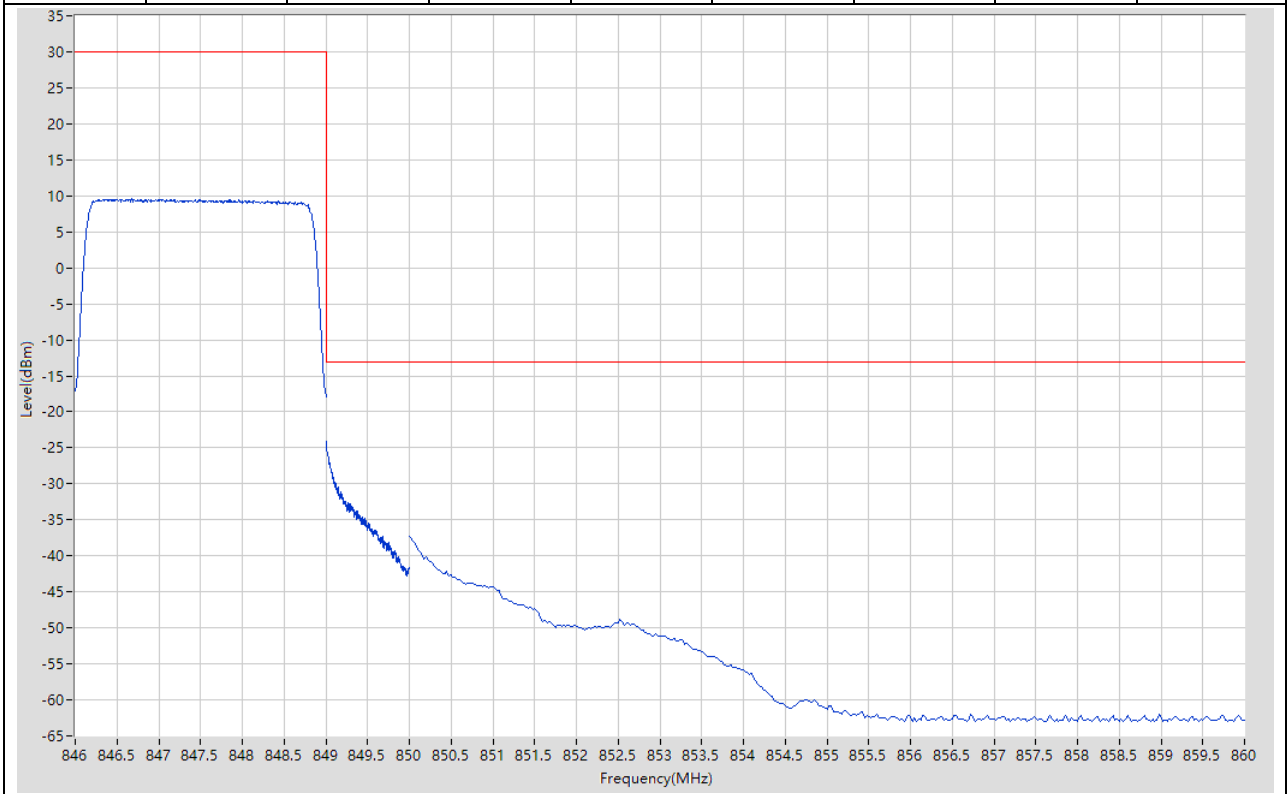
**10.13. LTE Band Edge\_Part22-24-27(NTNV)(Subtest:13, Channel:20635, Bandwidth:3, Modulation:QPSK, RB Number: 1, RB Position:HIGH)**

Start Frequency (MHz)	Stop Frequency (MHz)	RBW (MHz)	Detector	Frequency (MHz)	Power (dBm)	Limit (dBm)	Verdict	Sweep Point
846	849	0.1	RMS	848.738	21.76	30	Pass	401
849	850	0.03	RMS	849	-19.98	-13	Pass	401
850	860	0.1	RMS	850.025	-39.09	-13	Pass	401



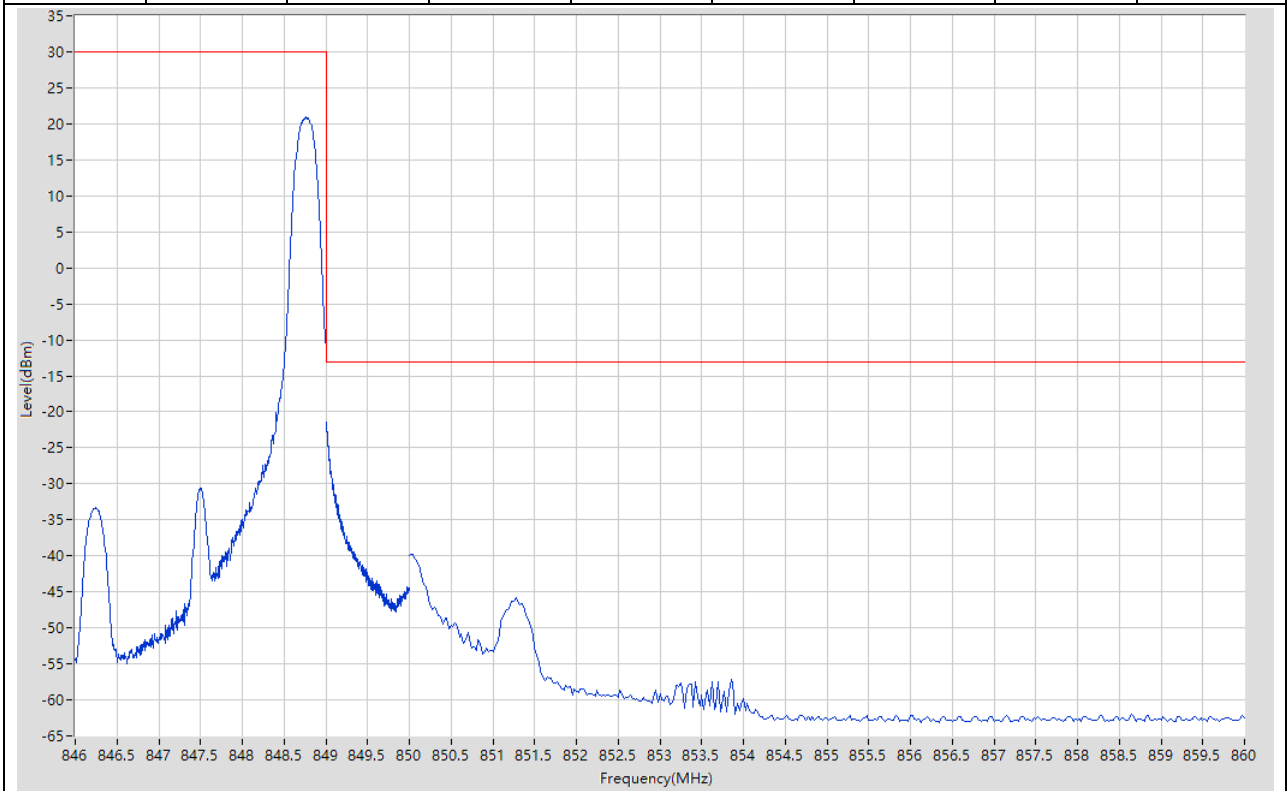
**10.14. LTE Band Edge\_Part22-24-27(NTNV)(Subtest:14, Channel:20635, Bandwidth:3, Modulation:QPSK, RB Number: 15, RB Position:HIGH)**

Start Frequency (MHz)	Stop Frequency (MHz)	RBW (MHz)	Detector	Frequency (MHz)	Power (dBm)	Limit (dBm)	Verdict	Sweep Point
846	849	0.1	RMS	846.683	9.54	30	Pass	401
849	850	0.03	RMS	849.003	-24.06	-13	Pass	401
850	860	0.1	RMS	850	-37.31	-13	Pass	401



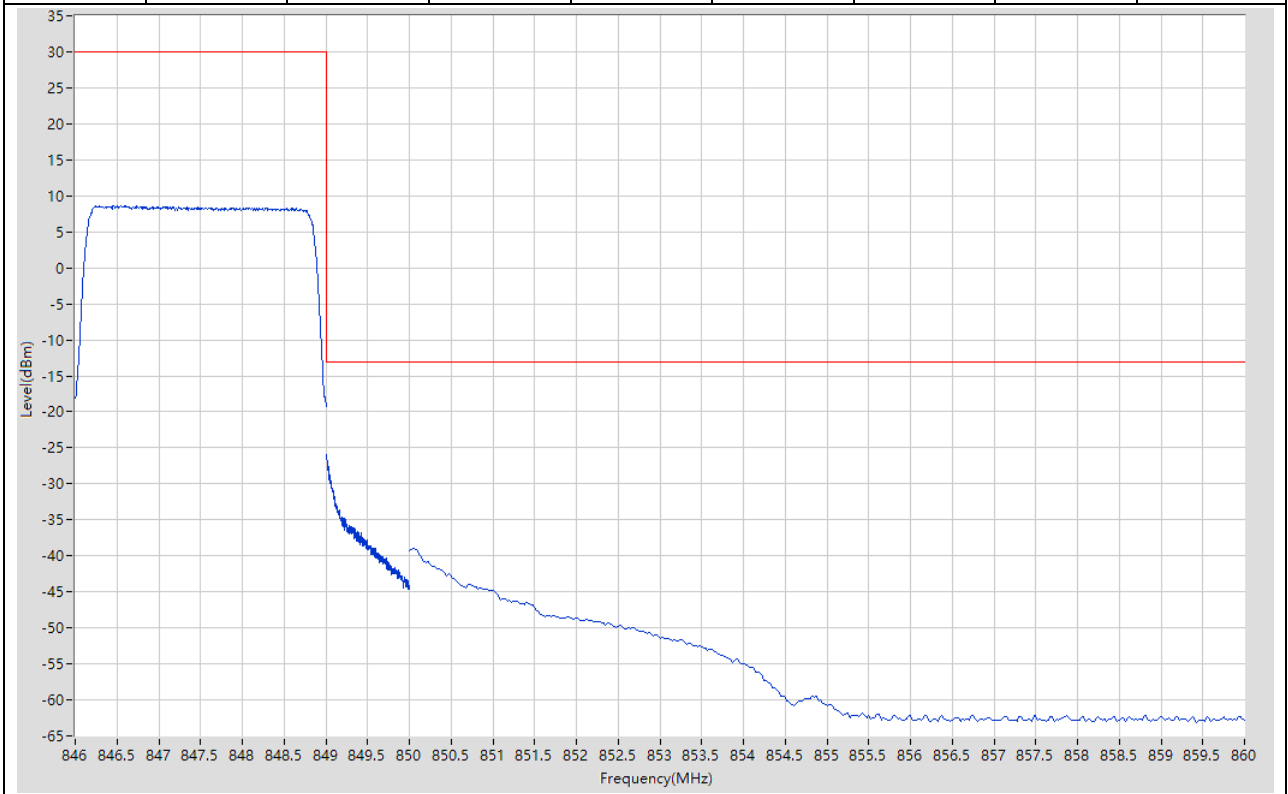
**10.15. LTE Band Edge\_Part22-24-27(NTNV)(Subtest:15, Channel:20635, Bandwidth:3, Modulation:Q16, RB Number: 1, RB Position:HIGH)**

Start Frequency (MHz)	Stop Frequency (MHz)	RBW (MHz)	Detector	Frequency (MHz)	Power (dBm)	Limit (dBm)	Verdict	Sweep Point
846	849	0.1	RMS	848.768	21	30	Pass	401
849	850	0.03	RMS	849	-21.4	-13	Pass	401
850	860	0.1	RMS	850.05	-39.73	-13	Pass	401



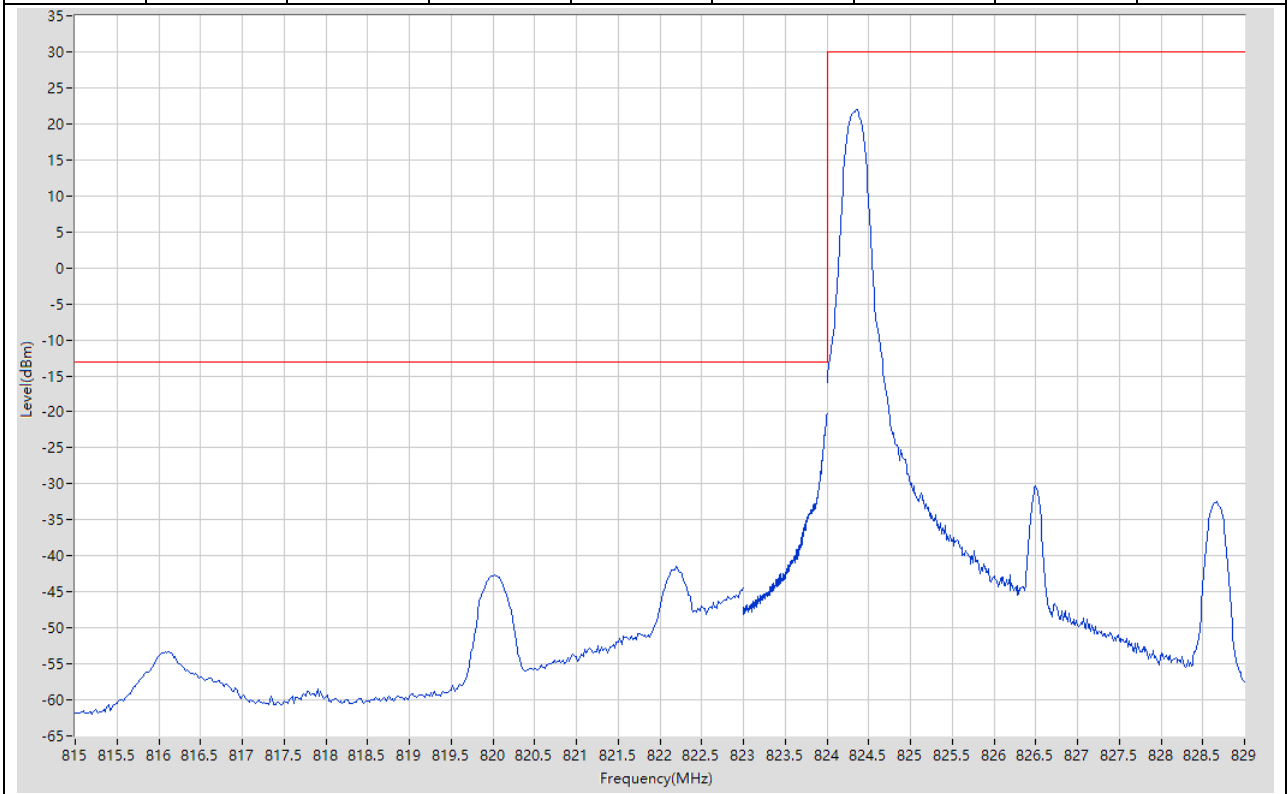
**10.16. LTE Band Edge\_Part22-24-27(NTNV)(Subtest:16, Channel:20635, Bandwidth:3, Modulation:Q16, RB Number: 15, RB Position:HIGH)**

Start Frequency (MHz)	Stop Frequency (MHz)	RBW (MHz)	Detector	Frequency (MHz)	Power (dBm)	Limit (dBm)	Verdict	Sweep Point
846	849	0.1	RMS	846.728	8.68	30	Pass	401
849	850	0.03	RMS	849	-25.86	-13	Pass	401
850	860	0.1	RMS	850.05	-38.96	-13	Pass	401



**10.17. LTE Band Edge\_Part22-24-27(NTNV)(Subtest:17, Channel:20425, Bandwidth:5, Modulation:QPSK, RB Number: 1, RB Position:LOW)**

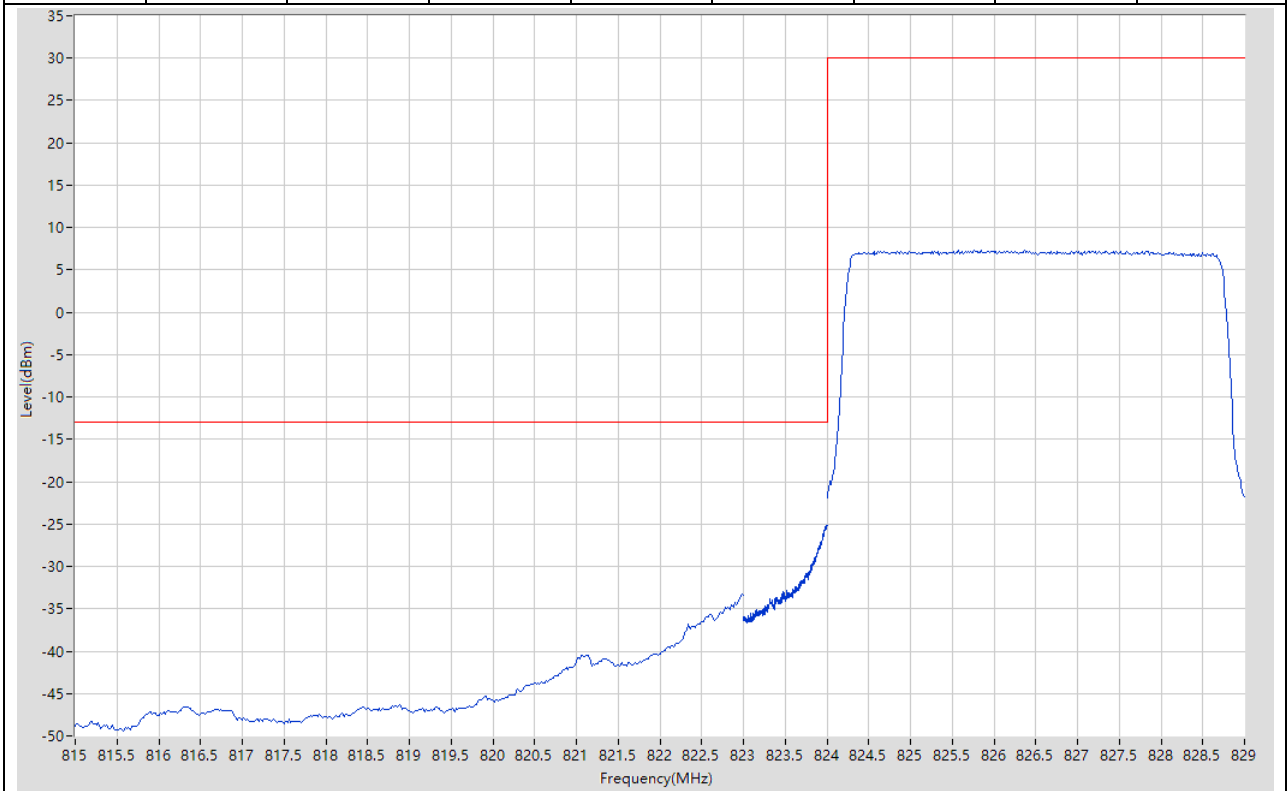
Start Frequency (MHz)	Stop Frequency (MHz)	RBW (MHz)	Detector	Frequency (MHz)	Power (dBm)	Limit (dBm)	Verdict	Sweep Point
815	823	0.1	RMS	822.2	-41.52	-13	Pass	401
823	824	0.051	RMS	824	-20.22	-13	Pass	401
824	829	0.1	RMS	824.35	21.92	30	Pass	401





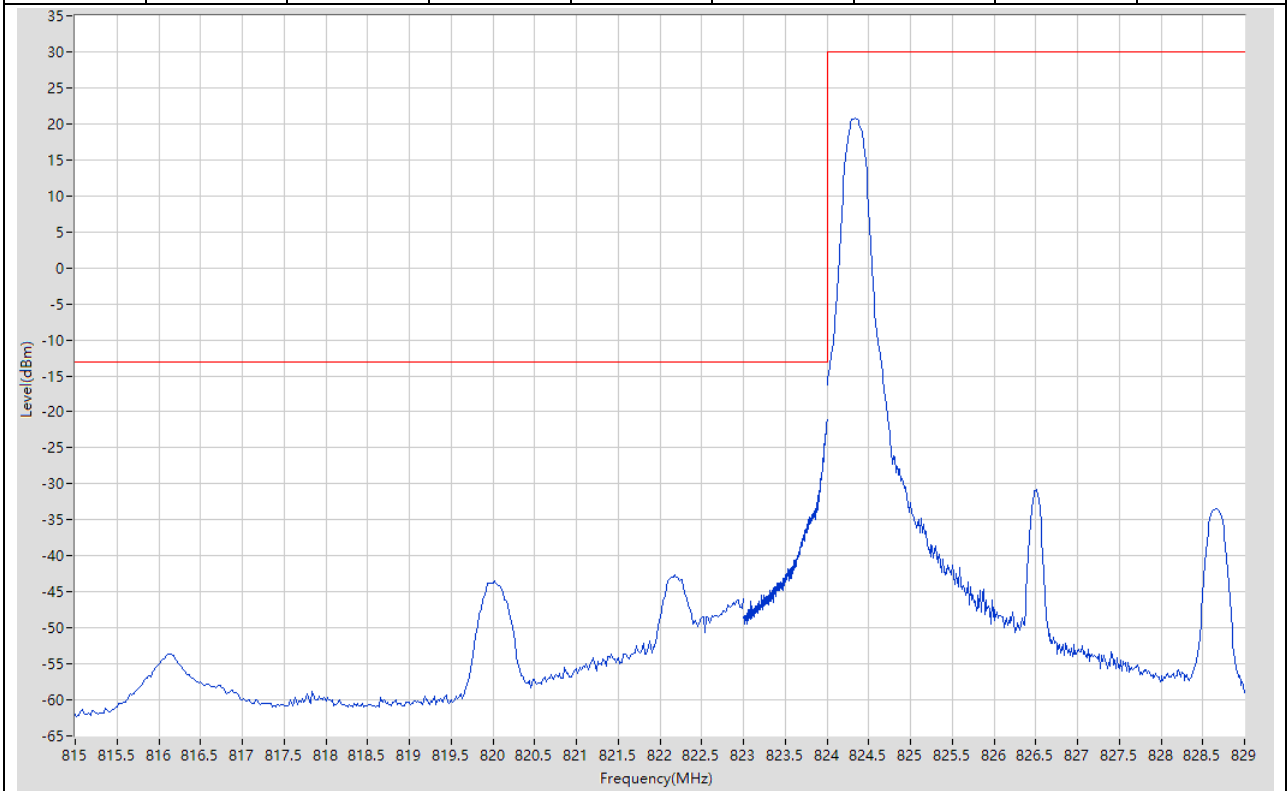
**10.18. LTE Band Edge\_Part22-24-27(NTNV)(Subtest:18, Channel:20425, Bandwidth:5, Modulation:QPSK, RB Number: 25, RB Position:LOW)**

Start Frequency (MHz)	Stop Frequency (MHz)	RBW (MHz)	Detector	Frequency (MHz)	Power (dBm)	Limit (dBm)	Verdict	Sweep Point
815	823	0.1	RMS	822.98	-33.26	-13	Pass	401
823	824	0.051	RMS	823.998	-25.1	-13	Pass	401
824	829	0.1	RMS	826.363	7.3	30	Pass	401



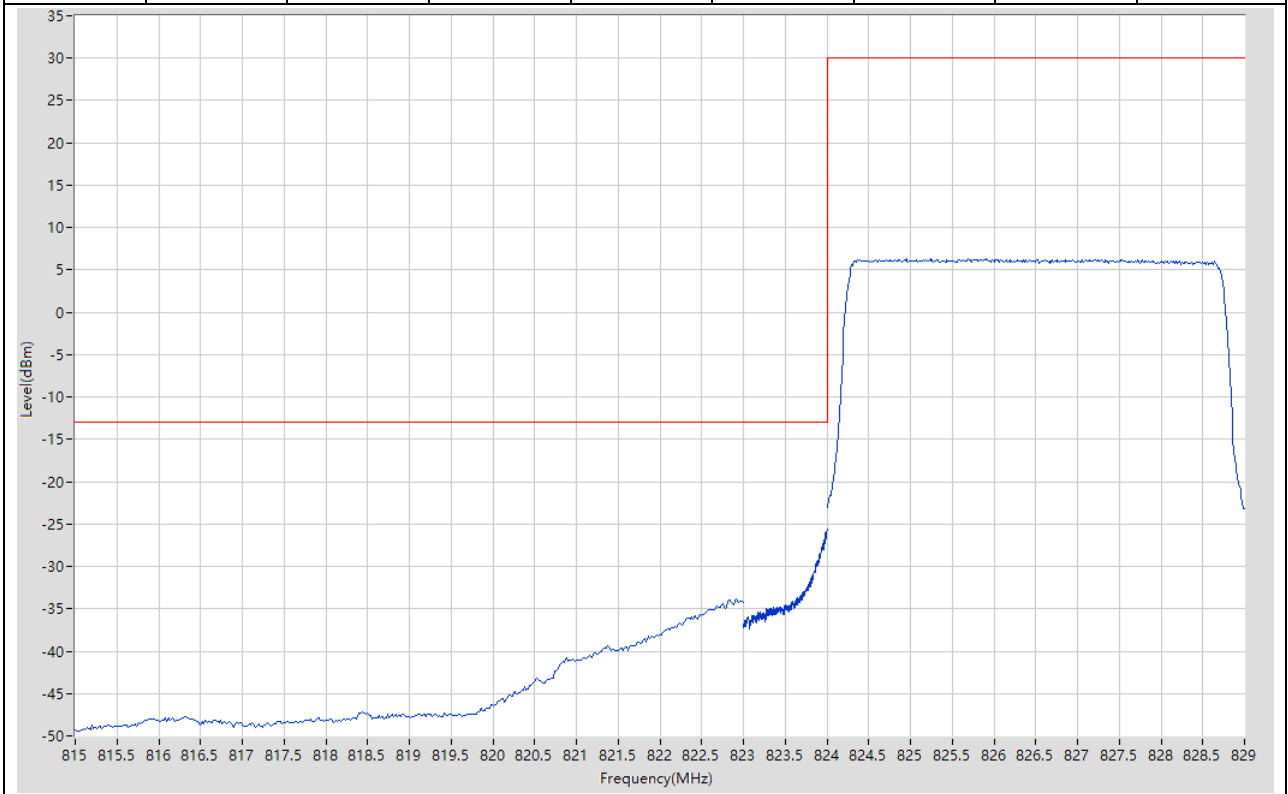
**10.19. LTE Band Edge\_Part22-24-27(NTNV)(Subtest:19, Channel:20425, Bandwidth:5, Modulation:Q16, RB Number: 1, RB Position:LOW)**

Start Frequency (MHz)	Stop Frequency (MHz)	RBW (MHz)	Detector	Frequency (MHz)	Power (dBm)	Limit (dBm)	Verdict	Sweep Point
815	823	0.1	RMS	822.18	-42.56	-13	Pass	401
823	824	0.051	RMS	824	-21.1	-13	Pass	401
824	829	0.1	RMS	824.338	20.75	30	Pass	401



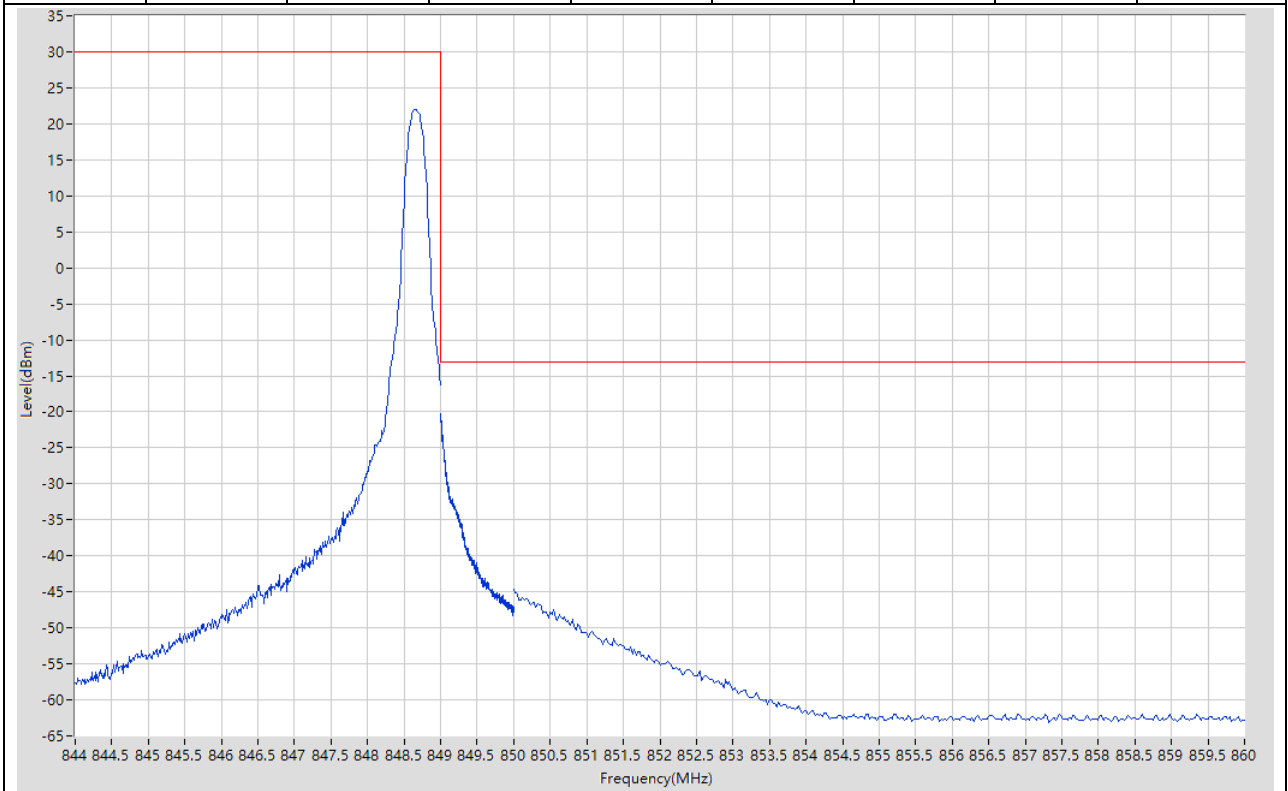
**10.20. LTE Band Edge\_Part22-24-27(NTNV)(Subtest:20, Channel:20425, Bandwidth:5, Modulation:Q16, RB Number: 25, RB Position:LOW)**

Start Frequency (MHz)	Stop Frequency (MHz)	RBW (MHz)	Detector	Frequency (MHz)	Power (dBm)	Limit (dBm)	Verdict	Sweep Point
815	823	0.1	RMS	822.92	-33.89	-13	Pass	401
823	824	0.051	RMS	824	-25.56	-13	Pass	401
824	829	0.1	RMS	825.688	6.34	30	Pass	401



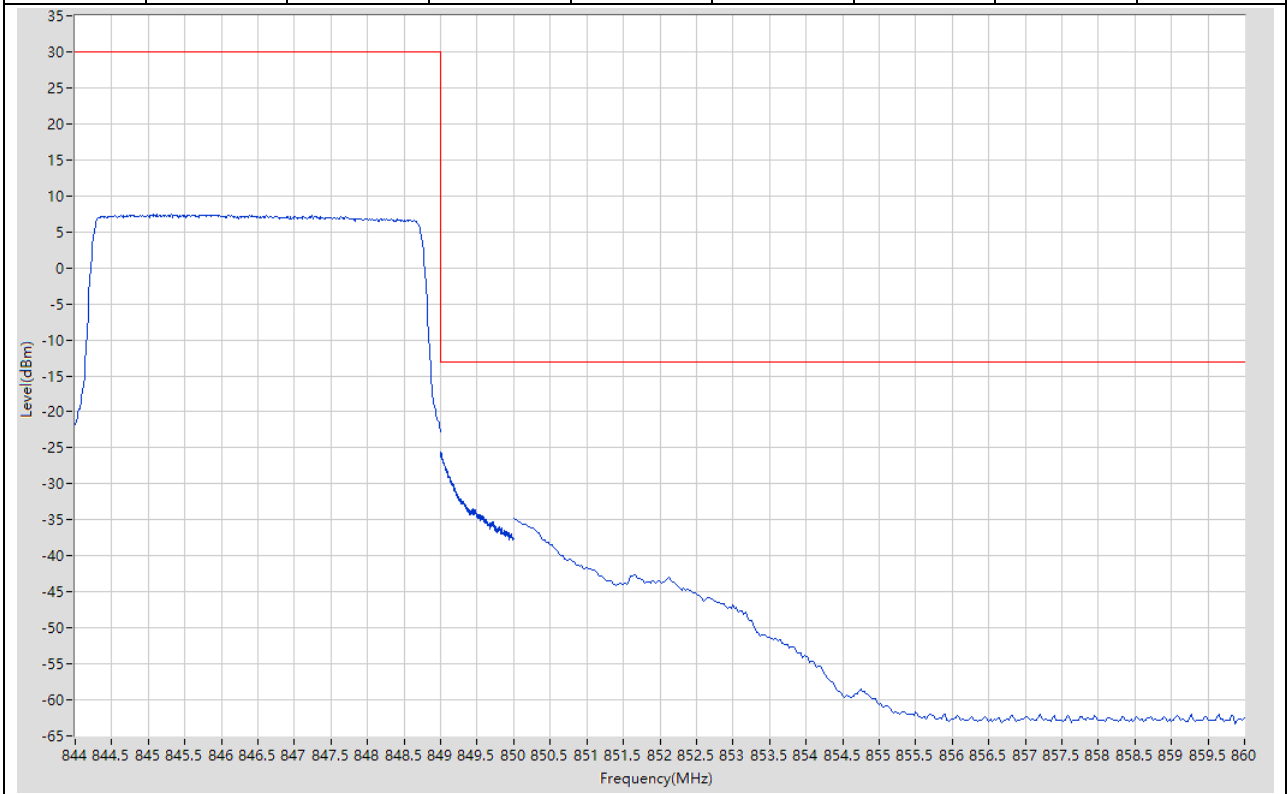
**10.21. LTE Band Edge\_Part22-24-27(NTNV)(Subtest:21, Channel:20625, Bandwidth:5, Modulation:QPSK, RB Number: 1, RB Position:HIGH)**

Start Frequency (MHz)	Stop Frequency (MHz)	RBW (MHz)	Detector	Frequency (MHz)	Power (dBm)	Limit (dBm)	Verdict	Sweep Point
844	849	0.1	RMS	848.65	21.97	30	Pass	401
849	850	0.051	RMS	849	-20.31	-13	Pass	401
850	860	0.1	RMS	850	-44.68	-13	Pass	401



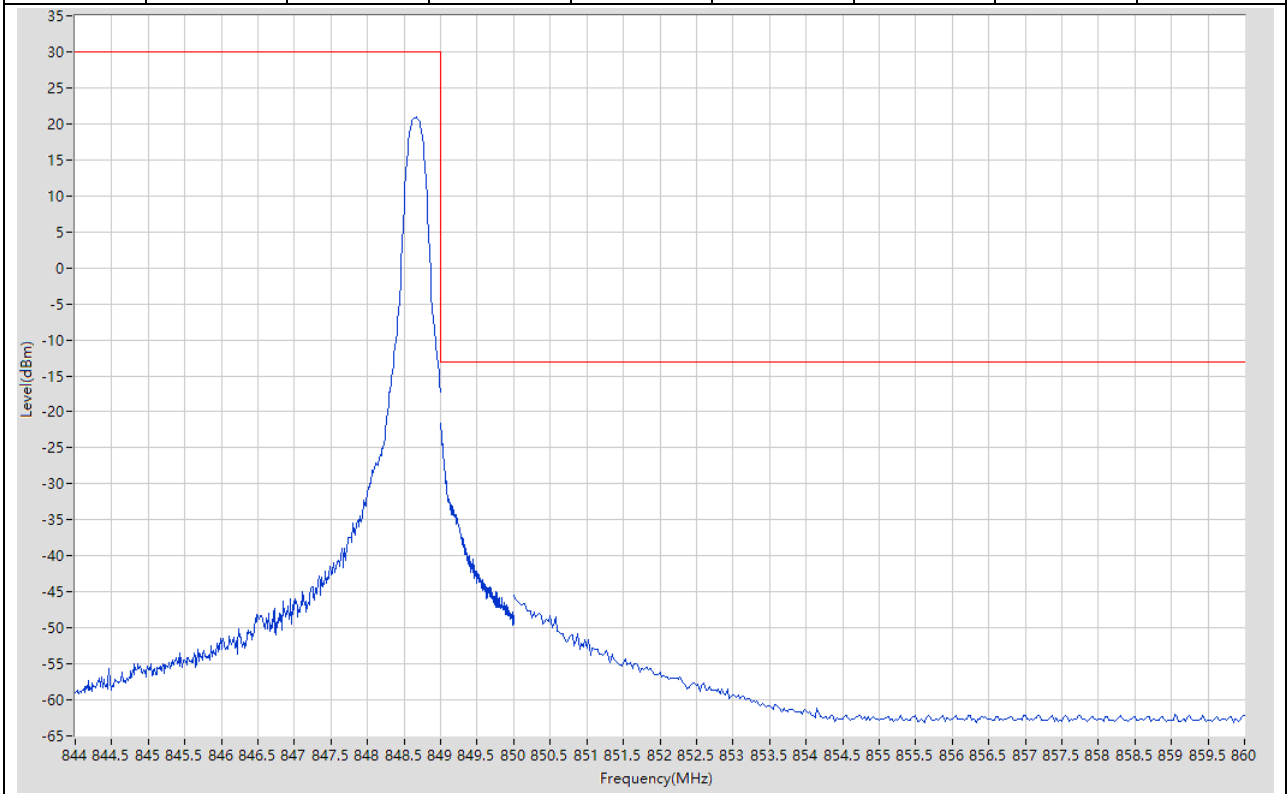
**10.22. LTE Band Edge\_Part22-24-27(NTNV)(Subtest:22, Channel:20625, Bandwidth:5, Modulation:QPSK, RB Number: 25, RB Position:HIGH)**

Start Frequency (MHz)	Stop Frequency (MHz)	RBW (MHz)	Detector	Frequency (MHz)	Power (dBm)	Limit (dBm)	Verdict	Sweep Point
844	849	0.1	RMS	845.113	7.46	30	Pass	401
849	850	0.051	RMS	849	-25.57	-13	Pass	401
850	860	0.1	RMS	850	-34.73	-13	Pass	401



**10.23. LTE Band Edge\_Part22-24-27(NTNV)(Subtest:23, Channel:20625, Bandwidth:5, Modulation:Q16, RB Number: 1, RB Position:HIGH)**

Start Frequency (MHz)	Stop Frequency (MHz)	RBW (MHz)	Detector	Frequency (MHz)	Power (dBm)	Limit (dBm)	Verdict	Sweep Point
844	849	0.1	RMS	848.675	21	30	Pass	401
849	850	0.051	RMS	849.003	-21.63	-13	Pass	401
850	860	0.1	RMS	850	-45.39	-13	Pass	401



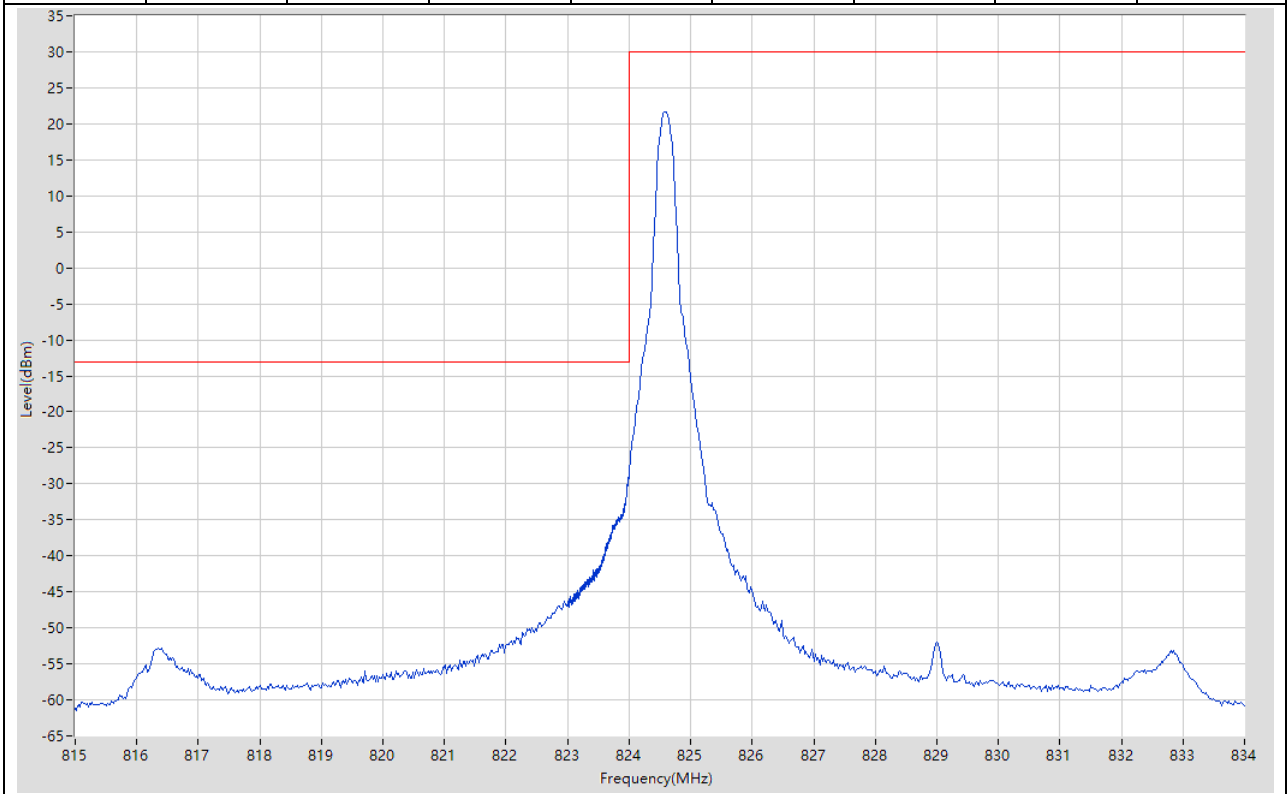
**10.24. LTE Band Edge\_Part22-24-27(NTNV)(Subtest:24, Channel:20625, Bandwidth:5, Modulation:Q16, RB Number: 25, RB Position:HIGH)**

Start Frequency (MHz)	Stop Frequency (MHz)	RBW (MHz)	Detector	Frequency (MHz)	Power (dBm)	Limit (dBm)	Verdict	Sweep Point
844	849	0.1	RMS	845.725	6.46	30	Pass	401
849	850	0.051	RMS	849	-26.47	-13	Pass	401
850	860	0.1	RMS	850	-34.77	-13	Pass	401



**10.25. LTE Band Edge\_Part22-24-27(NTNV)(Subtest:25, Channel:20450, Bandwidth:10, Modulation:QPSK, RB Number: 1, RB Position:LOW)**

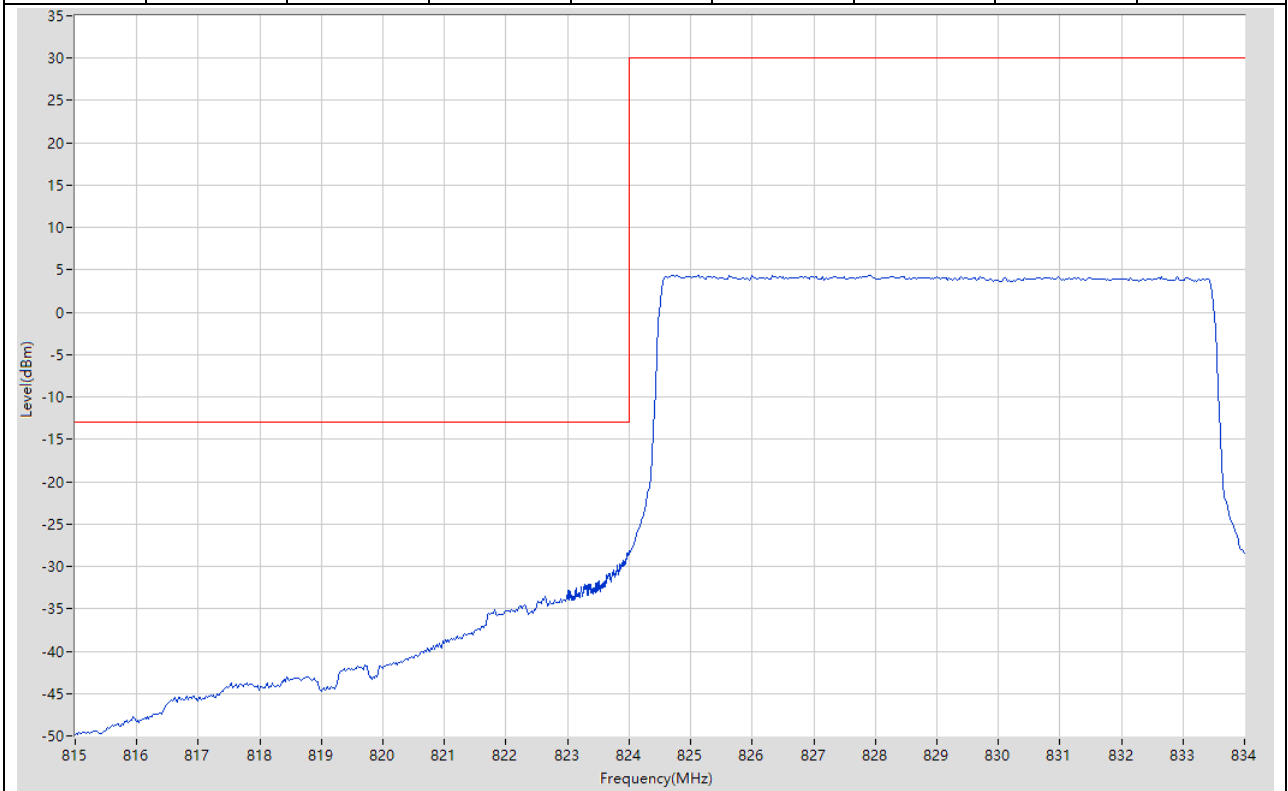
Start Frequency (MHz)	Stop Frequency (MHz)	RBW (MHz)	Detector	Frequency (MHz)	Power (dBm)	Limit (dBm)	Verdict	Sweep Point
815	823	0.1	RMS	822.94	-46.36	-13	Pass	401
823	824	0.1	RMS	824	-27.84	-13	Pass	401
824	834	0.1	RMS	824.575	21.63	30	Pass	401





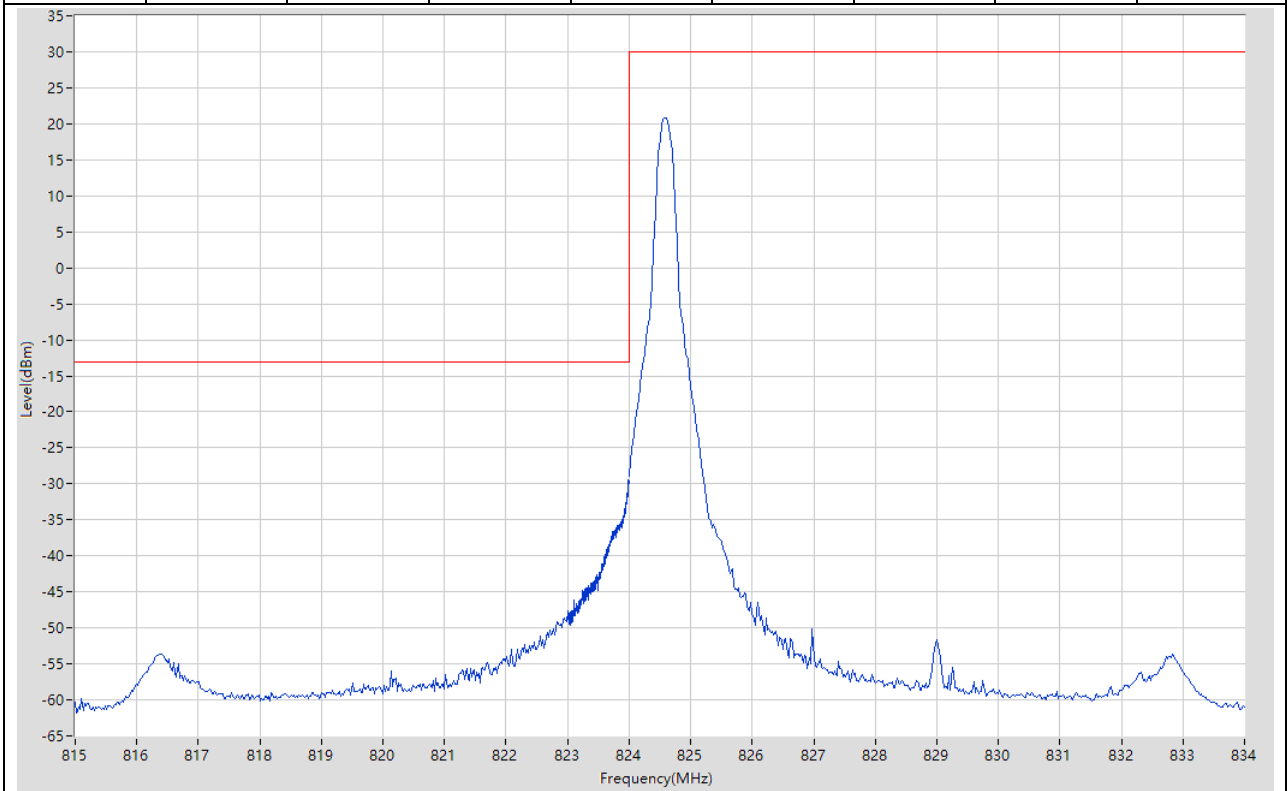
**10.26. LTE Band Edge\_Part22-24-27(NTNV)(Subtest:26, Channel:20450, Bandwidth:10, Modulation:QPSK, RB Number: 50, RB Position:LOW)**

Start Frequency (MHz)	Stop Frequency (MHz)	RBW (MHz)	Detector	Frequency (MHz)	Power (dBm)	Limit (dBm)	Verdict	Sweep Point
815	823	0.1	RMS	823	-33.05	-13	Pass	401
823	824	0.1	RMS	824	-28.18	-13	Pass	401
824	834	0.1	RMS	824.775	4.36	30	Pass	401



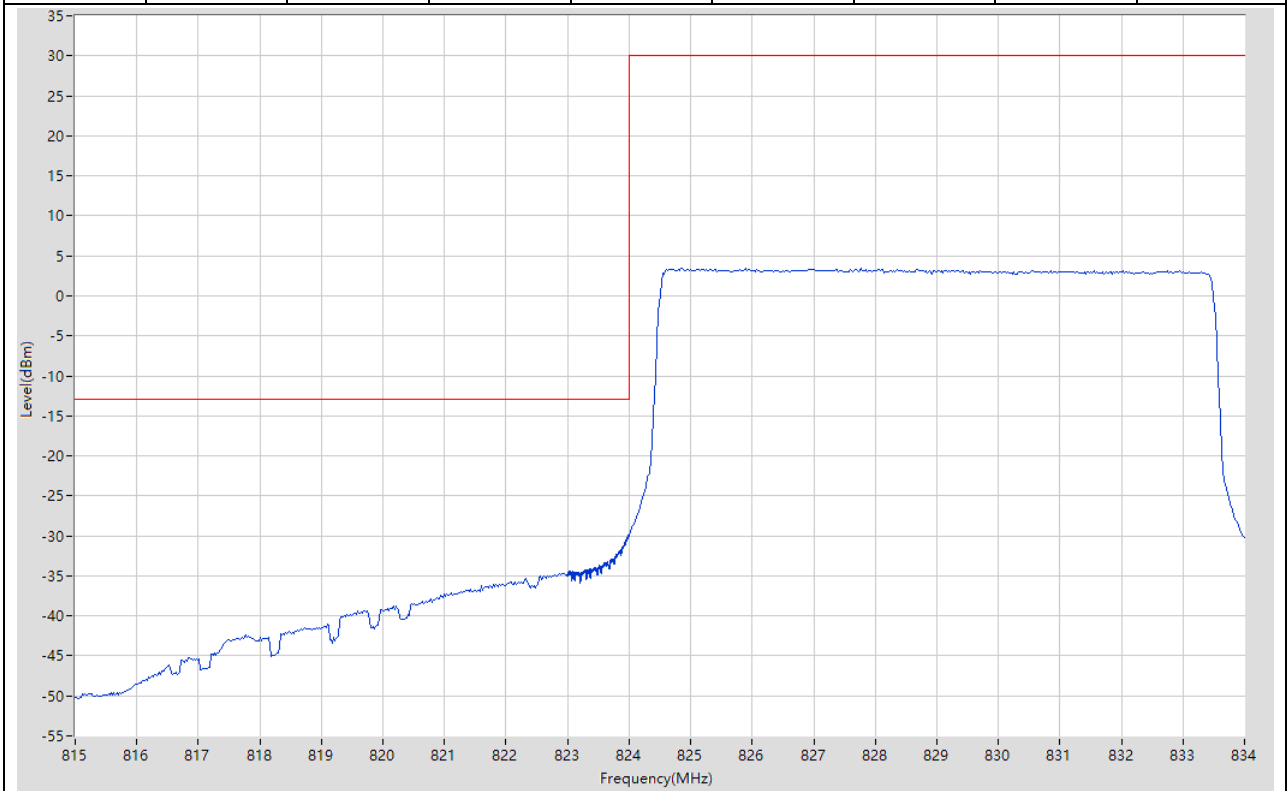
**10.27. LTE Band Edge\_Part22-24-27(NTNV)(Subtest:27, Channel:20450, Bandwidth:10, Modulation:Q16, RB Number: 1, RB Position:LOW)**

Start Frequency (MHz)	Stop Frequency (MHz)	RBW (MHz)	Detector	Frequency (MHz)	Power (dBm)	Limit (dBm)	Verdict	Sweep Point
815	823	0.1	RMS	823	-47.75	-13	Pass	401
823	824	0.1	RMS	823.99	-29.39	-13	Pass	401
824	834	0.1	RMS	824.6	20.85	30	Pass	401



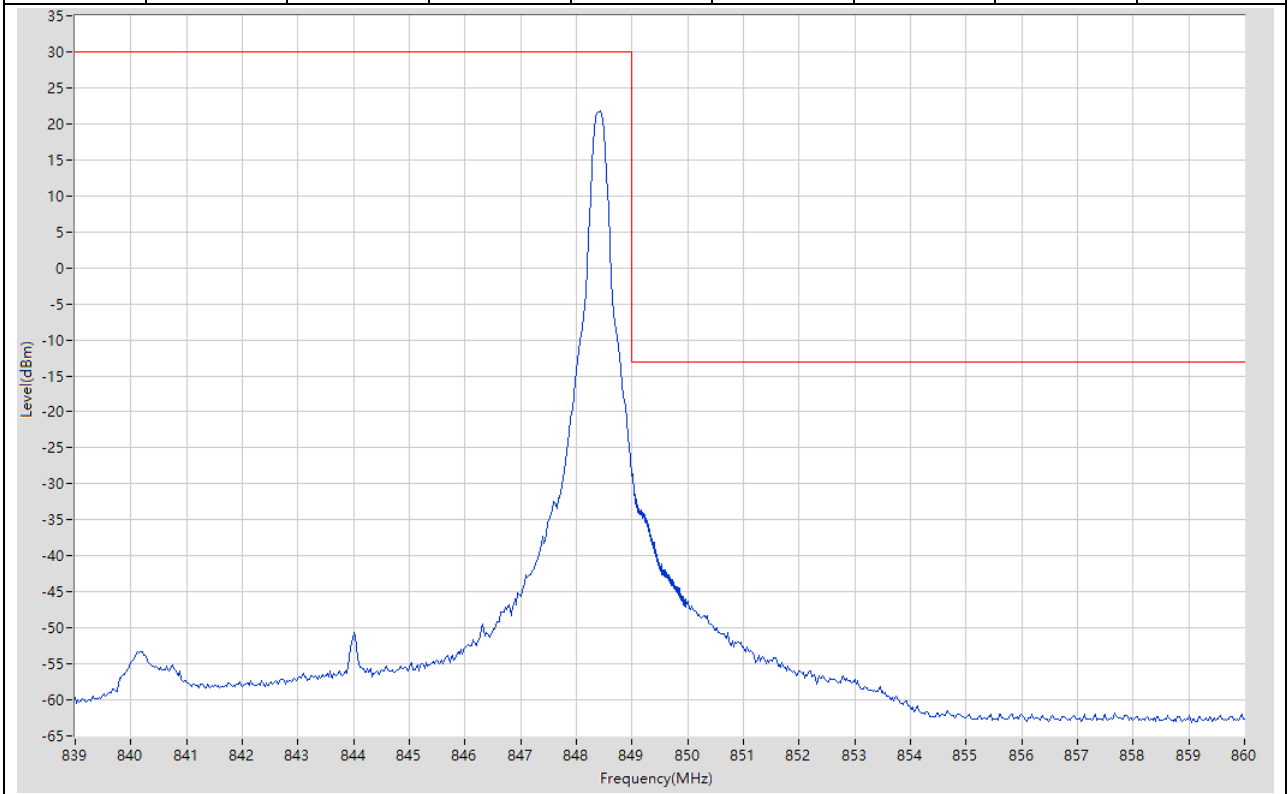
**10.28. LTE Band Edge\_Part22-24-27(NTNV)(Subtest:28, Channel:20450, Bandwidth:10, Modulation:Q16, RB Number: 50, RB Position:LOW)**

Start Frequency (MHz)	Stop Frequency (MHz)	RBW (MHz)	Detector	Frequency (MHz)	Power (dBm)	Limit (dBm)	Verdict	Sweep Point
815	823	0.1	RMS	822.94	-34.7	-13	Pass	401
823	824	0.1	RMS	824	-29.8	-13	Pass	401
824	834	0.1	RMS	824.85	3.45	30	Pass	401



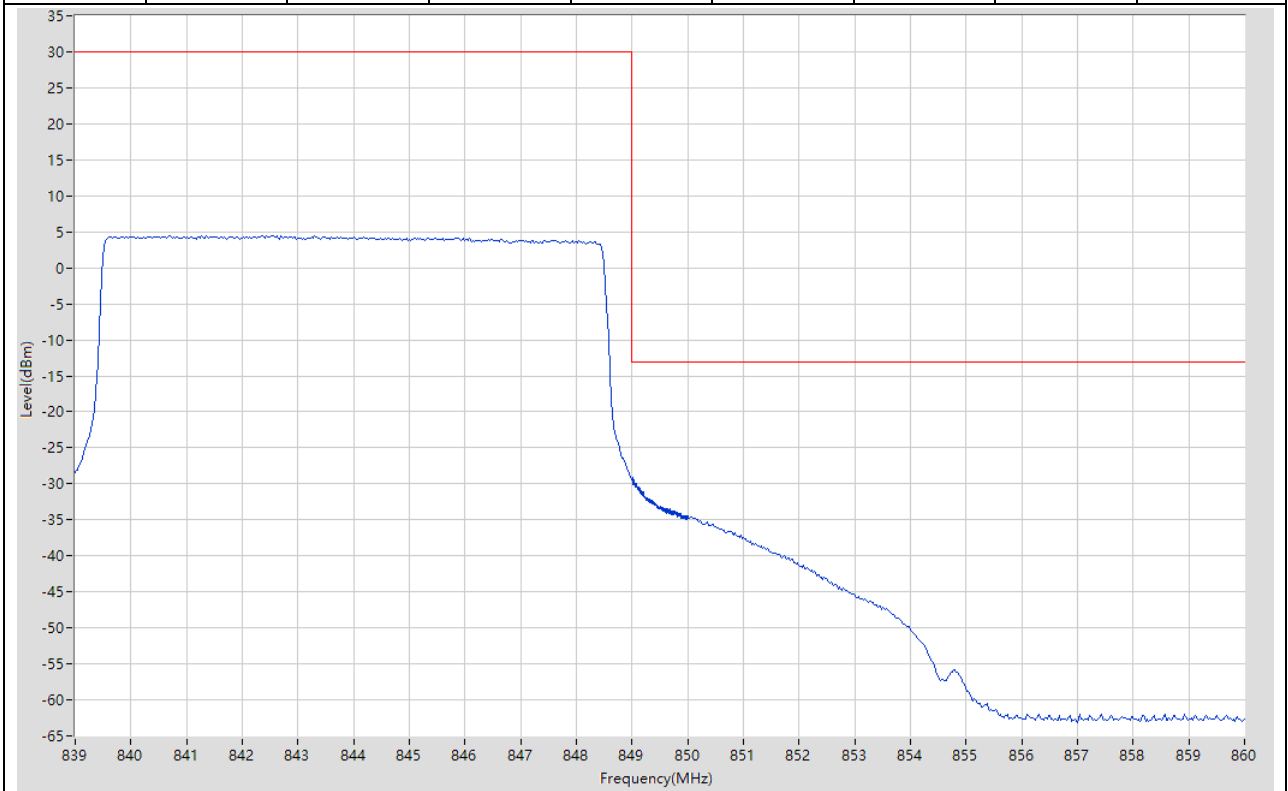
**10.29. LTE Band Edge\_Part22-24-27(NTNV)(Subtest:29, Channel:20600, Bandwidth:10, Modulation:QPSK, RB Number: 1, RB Position:HIGH)**

Start Frequency (MHz)	Stop Frequency (MHz)	RBW (MHz)	Detector	Frequency (MHz)	Power (dBm)	Limit (dBm)	Verdict	Sweep Point
839	849	0.1	RMS	848.425	21.74	30	Pass	401
849	850	0.1	RMS	849	-28.51	-13	Pass	401
850	860	0.1	RMS	850	-46.32	-13	Pass	401



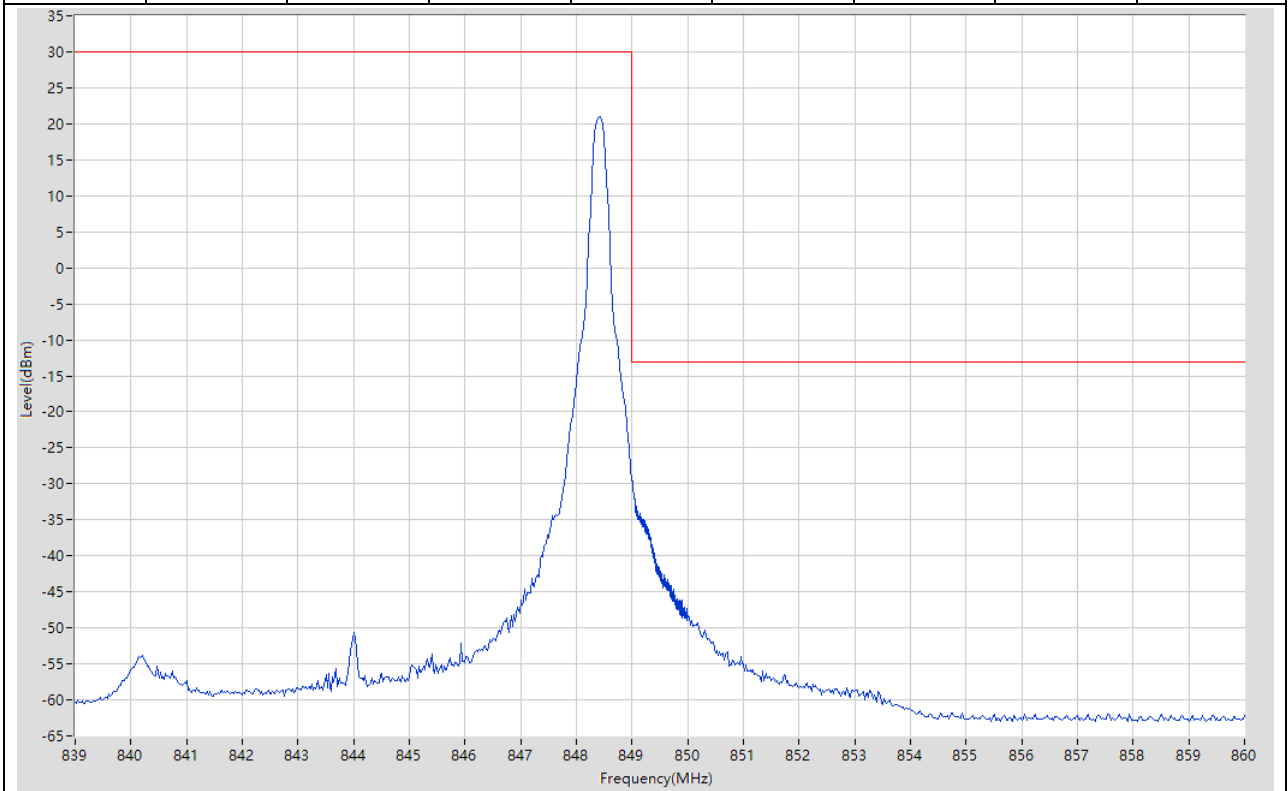
**10.30. LTE Band Edge\_Part22-24-27(NTNV)(Subtest:30, Channel:20600, Bandwidth:10, Modulation:QPSK, RB Number: 50, RB Position:HIGH)**

Start Frequency (MHz)	Stop Frequency (MHz)	RBW (MHz)	Detector	Frequency (MHz)	Power (dBm)	Limit (dBm)	Verdict	Sweep Point
839	849	0.1	RMS	842.625	4.43	30	Pass	401
849	850	0.1	RMS	849.013	-29.05	-13	Pass	401
850	860	0.1	RMS	850.05	-34.66	-13	Pass	401



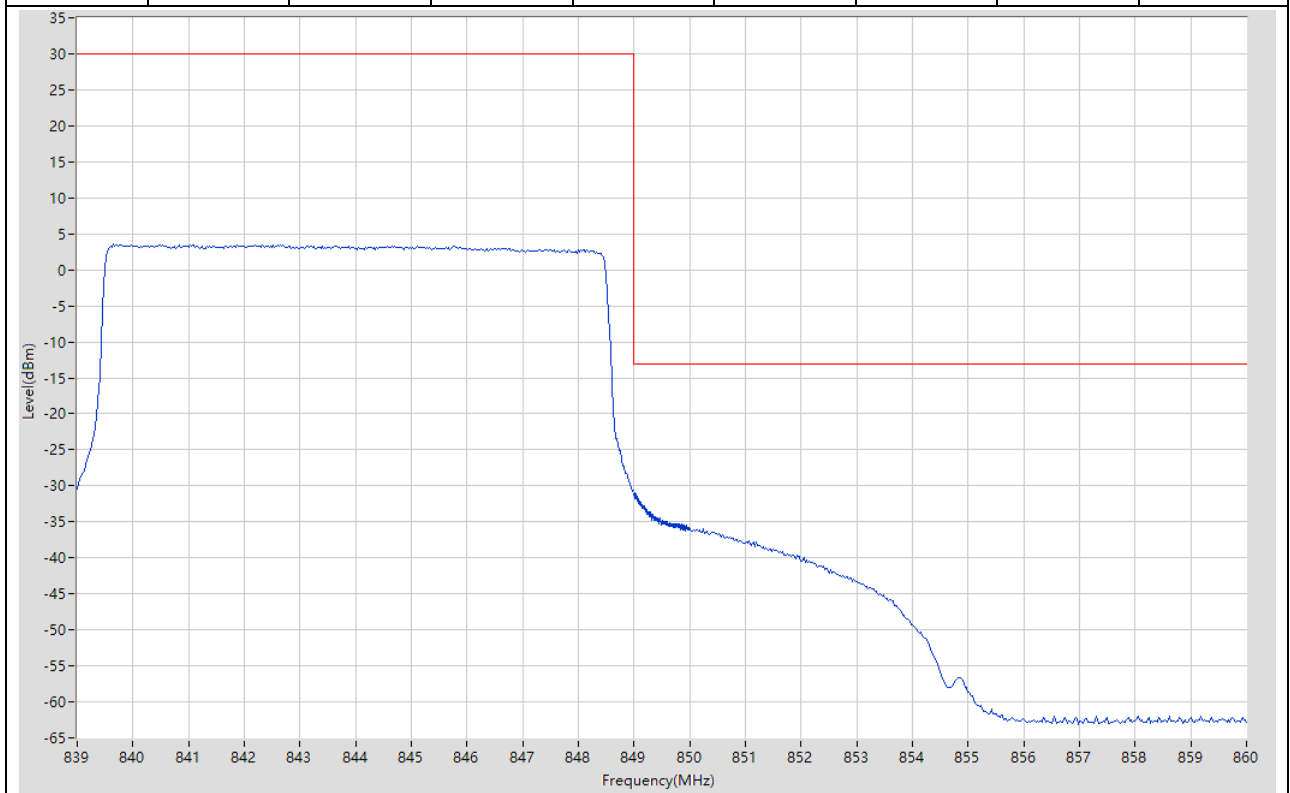
**10.31. LTE Band Edge\_Part22-24-27(NTNV)(Subtest:31, Channel:20600, Bandwidth:10, Modulation:Q16, RB Number: 1, RB Position:HIGH)**

Start Frequency (MHz)	Stop Frequency (MHz)	RBW (MHz)	Detector	Frequency (MHz)	Power (dBm)	Limit (dBm)	Verdict	Sweep Point
839	849	0.1	RMS	848.425	21.01	30	Pass	401
849	850	0.1	RMS	849.003	-29.27	-13	Pass	401
850	860	0.1	RMS	850	-48.29	-13	Pass	401



**10.32. LTE Band Edge\_Part22-24-27(NTNV)(Subtest:32, Channel:20600, Bandwidth:10, Modulation:Q16, RB Number: 50, RB Position:HIGH)**

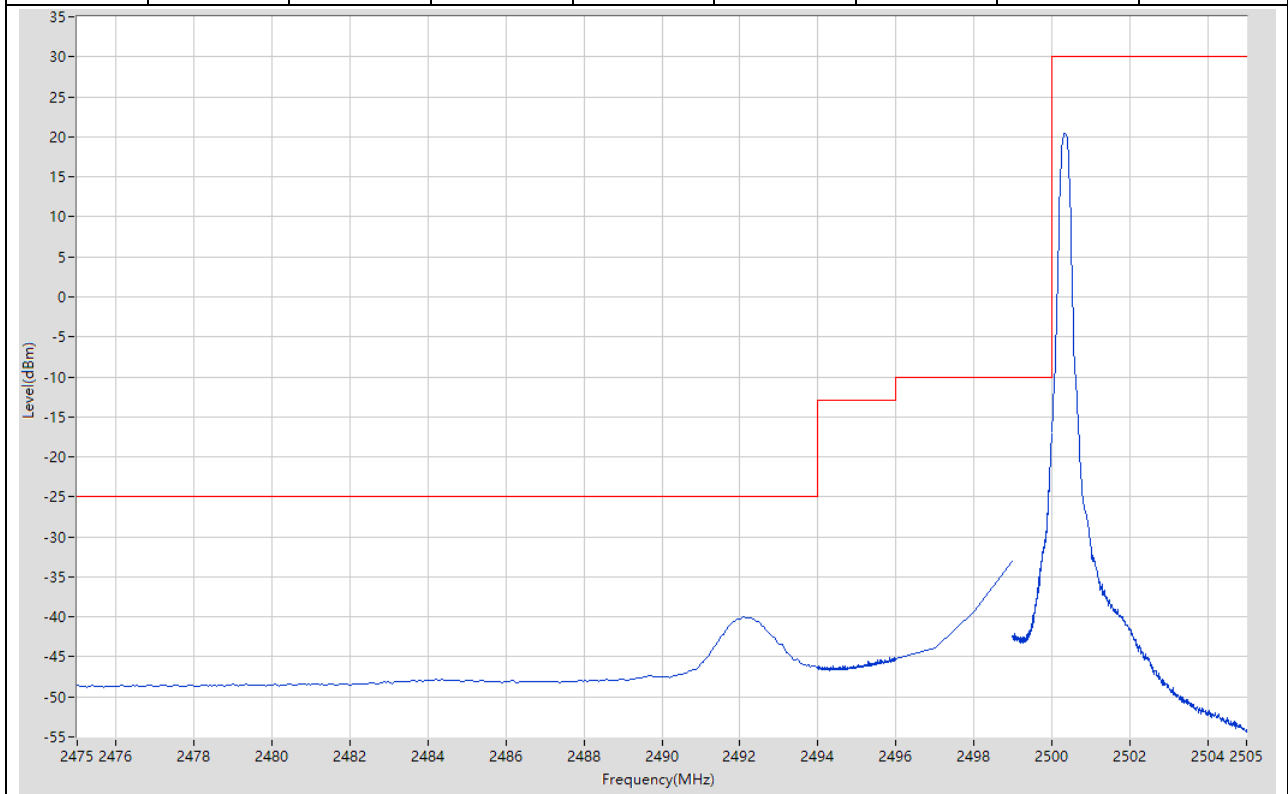
Start Frequency (MHz)	Stop Frequency (MHz)	RBW (MHz)	Detector	Frequency (MHz)	Power (dBm)	Limit (dBm)	Verdict	Sweep Point
839	849	0.1	RMS	839.65	3.55	30	Pass	401
849	850	0.1	RMS	849.005	-30.95	-13	Pass	401
850	860	0.1	RMS	850	-35.89	-13	Pass	401



## 11. LTE\_Band7

### 11.1. LTE Band Edge\_Part22-24-27(NTNV)(Subtest:1, Channel:20775, Bandwidth:5, Modulation:QPSK, RB Number: 1, RB Position:LOW)

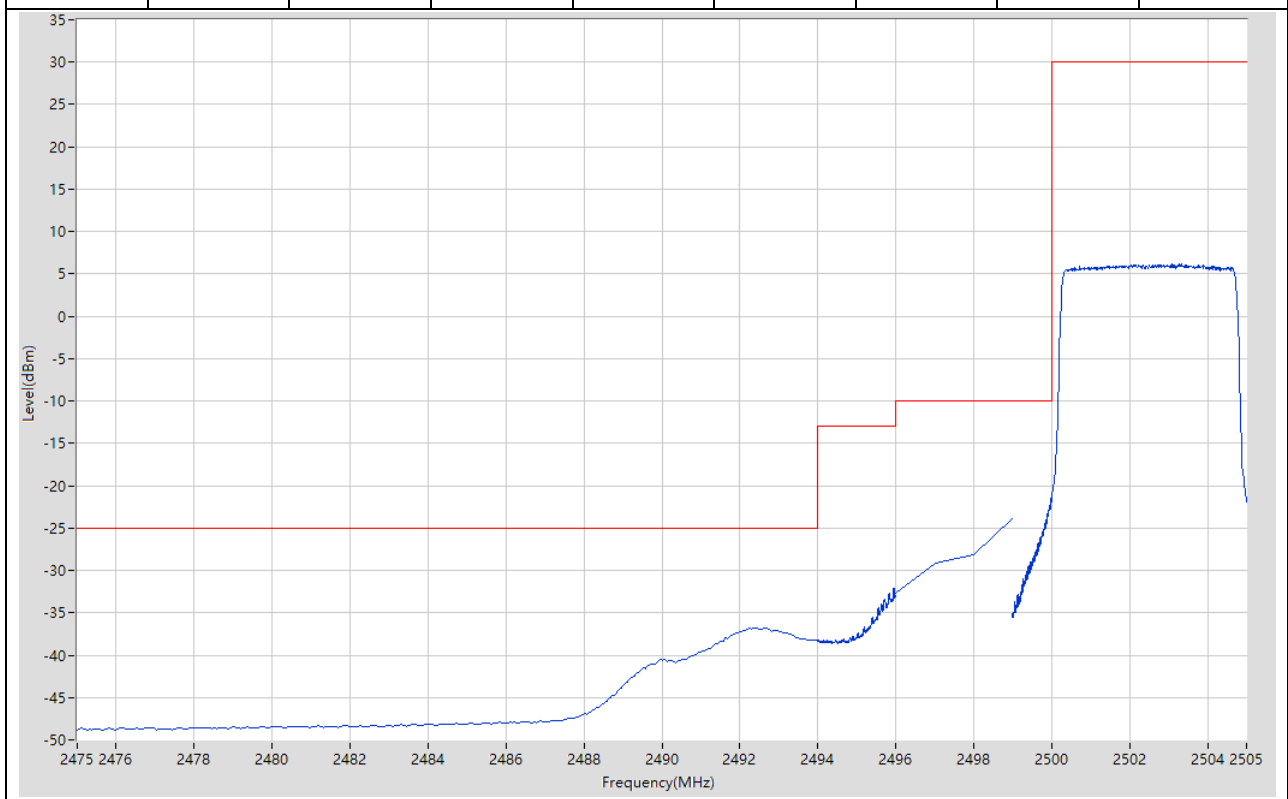
Start Frequency (MHz)	Stop Frequency (MHz)	RBW (MHz)	Detector	Frequency (MHz)	Power (dBm)	Limit (dBm)	Verdict	Sweep Point
2475	2494	1	RMS	2492.1	-40.03	-25	Pass	401
2494	2496	1	RMS	2495.85	-45.09	-13	Pass	401
2496	2499	1	RMS	2499	-33.12	-10	Pass	4
2499	2500	0.1	RMS	2500	-17.09	-10	Pass	401
2500	2505	0.1	RMS	2500.338	20.49	30	Pass	401





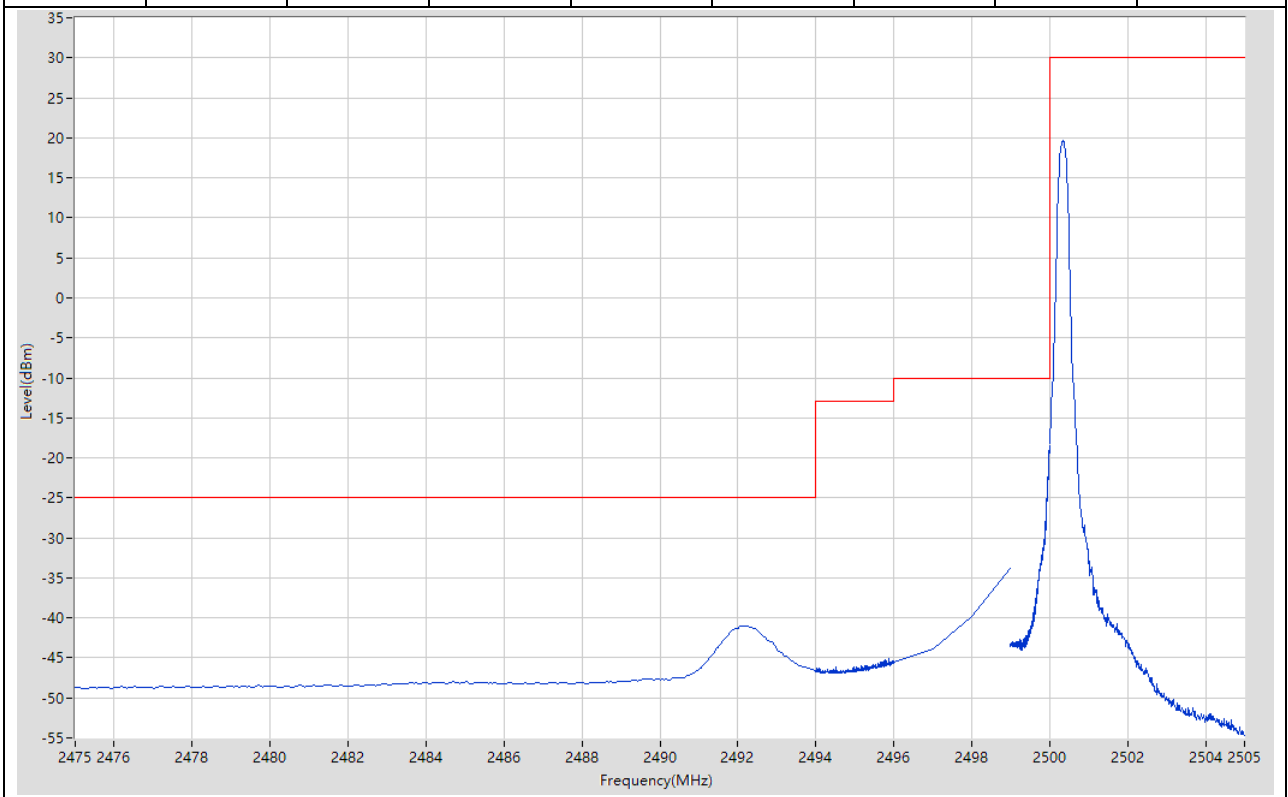
**11.2. LTE Band Edge\_Part22-24-27(NTNV)(Subtest:2, Channel:20775, Bandwidth:5, Modulation:QPSK, RB Number: 25, RB Position:LOW)**

Start Frequency (MHz)	Stop Frequency (MHz)	RBW (MHz)	Detector	Frequency (MHz)	Power (dBm)	Limit (dBm)	Verdict	Sweep Point
2475	2494	1	RMS	2492.433	-36.75	-25	Pass	401
2494	2496	1	RMS	2495.95	-32.14	-13	Pass	401
2496	2499	1	RMS	2499	-23.86	-10	Pass	4
2499	2500	0.1	RMS	2499.995	-21.26	-10	Pass	401
2500	2505	0.1	RMS	2503.275	6.22	30	Pass	401



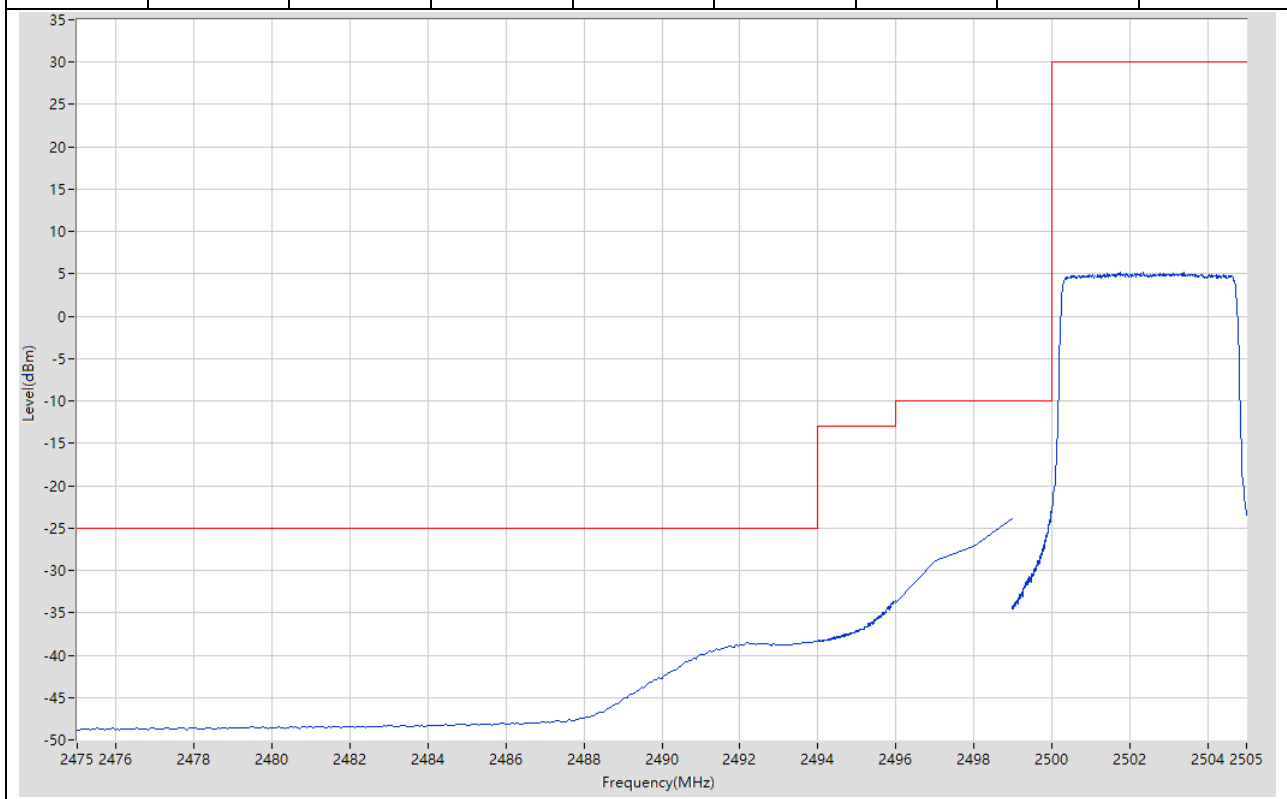
**11.3. LTE Band Edge\_Part22-24-27(NTNV)(Subtest:3, Channel:20775, Bandwidth:5, Modulation:Q16, RB Number: 1, RB Position:LOW)**

Start Frequency (MHz)	Stop Frequency (MHz)	RBW (MHz)	Detector	Frequency (MHz)	Power (dBm)	Limit (dBm)	Verdict	Sweep Point
2475	2494	1	RMS	2492.1	-41.05	-25	Pass	401
2494	2496	1	RMS	2495.885	-45.01	-13	Pass	401
2496	2499	1	RMS	2499	-33.8	-10	Pass	4
2499	2500	0.1	RMS	2499.995	-18.47	-10	Pass	401
2500	2505	0.1	RMS	2500.338	19.63	30	Pass	401



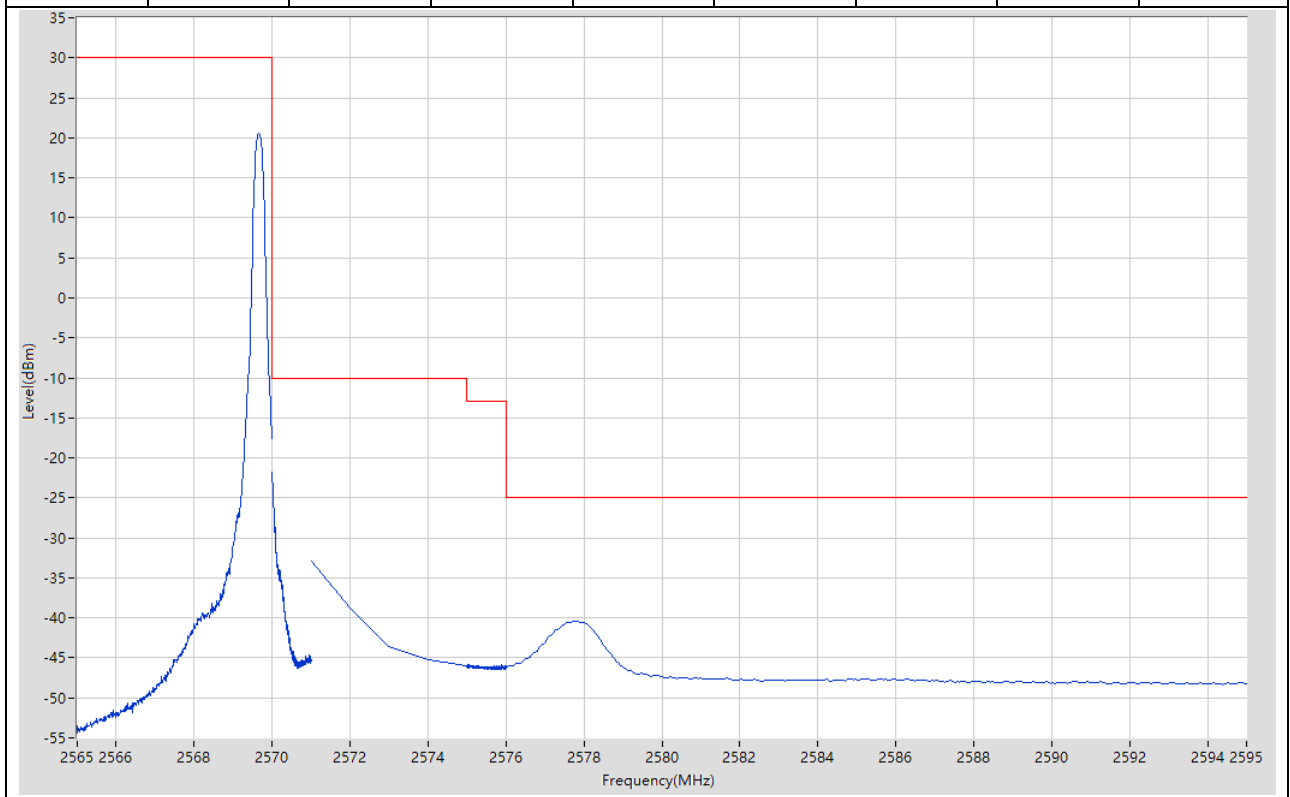
**11.4. LTE Band Edge\_Part22-24-27(NTNV)(Subtest:4, Channel:20775, Bandwidth:5, Modulation:Q16, RB Number: 25, RB Position:LOW)**

Start Frequency (MHz)	Stop Frequency (MHz)	RBW (MHz)	Detector	Frequency (MHz)	Power (dBm)	Limit (dBm)	Verdict	Sweep Point
2475	2494	1	RMS	2494	-38.31	-25	Pass	401
2494	2496	1	RMS	2496	-33.5	-13	Pass	401
2496	2499	1	RMS	2499	-23.93	-10	Pass	4
2499	2500	0.1	RMS	2499.99	-22.75	-10	Pass	401
2500	2505	0.1	RMS	2501.75	5.14	30	Pass	401



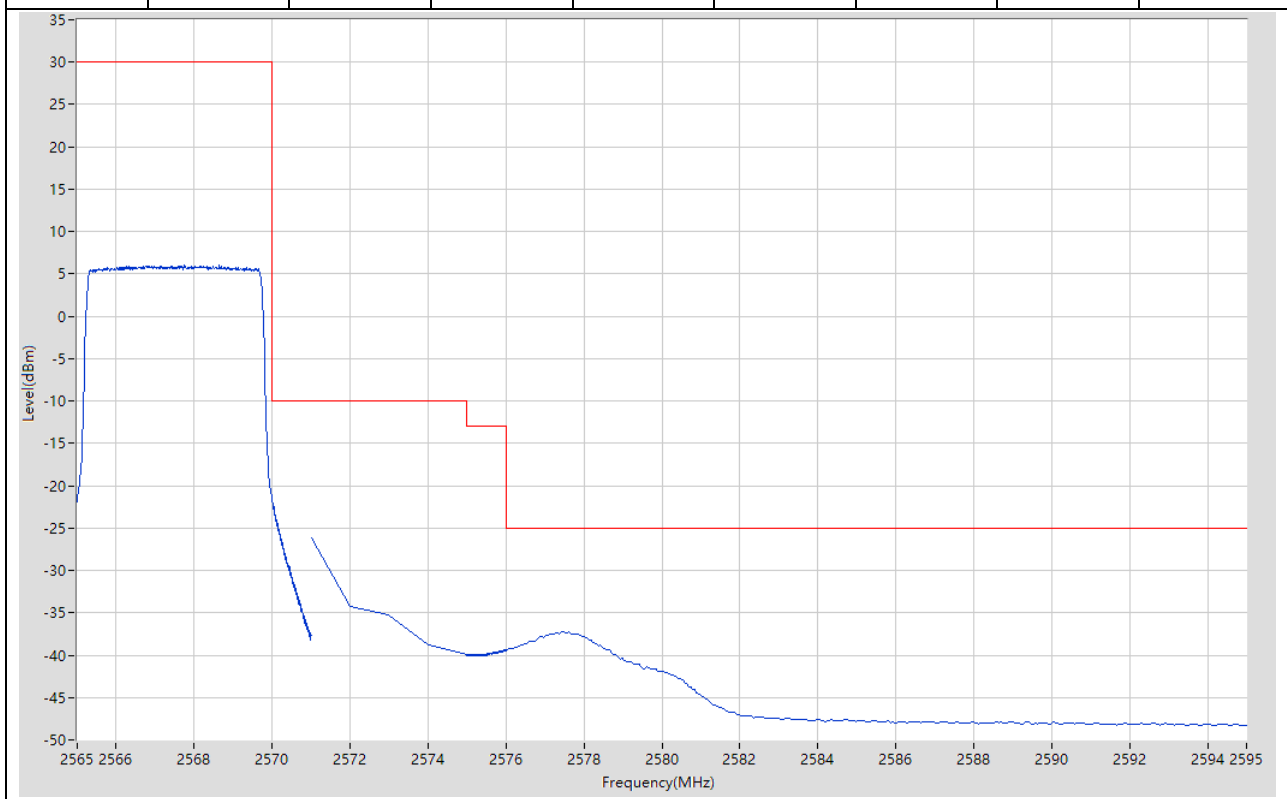
**11.5. LTE Band Edge\_Part22-24-27(NTNV)(Subtest:5, Channel:21425, Bandwidth:5, Modulation:QPSK, RB Number: 1, RB Position:HIGH)**

Start Frequency (MHz)	Stop Frequency (MHz)	RBW (MHz)	Detector	Frequency (MHz)	Power (dBm)	Limit (dBm)	Verdict	Sweep Point
2565	2570	0.1	RMS	2569.663	20.63	30	Pass	401
2570	2571	0.051	RMS	2570	-21.85	-10	Pass	401
2571	2575	1	RMS	2571	-32.92	-10	Pass	5
2575	2576	1	RMS	2575.043	-45.83	-13	Pass	401
2576	2595	1	RMS	2577.805	-40.41	-25	Pass	401



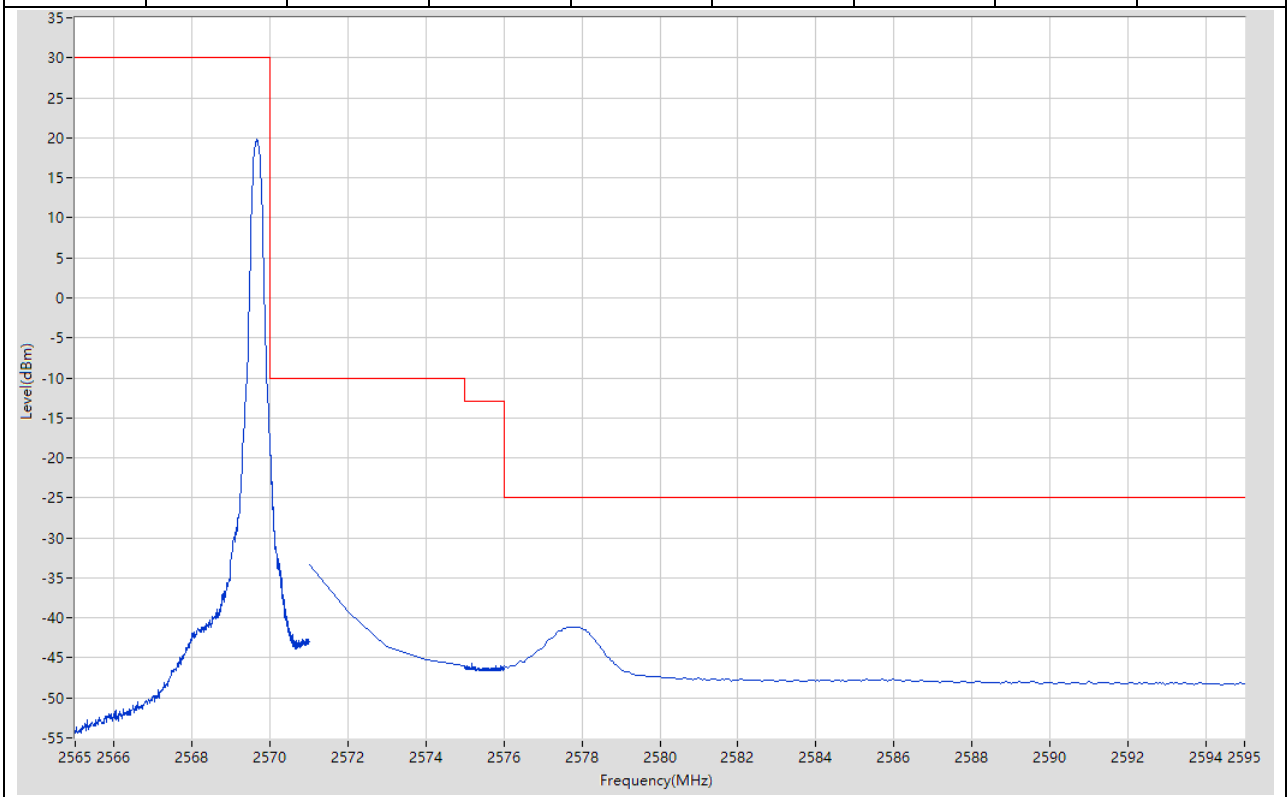
**11.6. LTE Band Edge\_Part22-24-27(NTNV)(Subtest:6, Channel:21425, Bandwidth:5, Modulation:QPSK, RB Number: 25, RB Position:HIGH)**

Start Frequency (MHz)	Stop Frequency (MHz)	RBW (MHz)	Detector	Frequency (MHz)	Power (dBm)	Limit (dBm)	Verdict	Sweep Point
2565	2570	0.1	RMS	2568.65	6	30	Pass	401
2570	2571	0.1	RMS	2570.003	-21.38	-10	Pass	401
2571	2575	1	RMS	2571	-26.18	-10	Pass	5
2575	2576	1	RMS	2575.985	-39.37	-13	Pass	401
2576	2595	1	RMS	2577.615	-37.25	-25	Pass	401



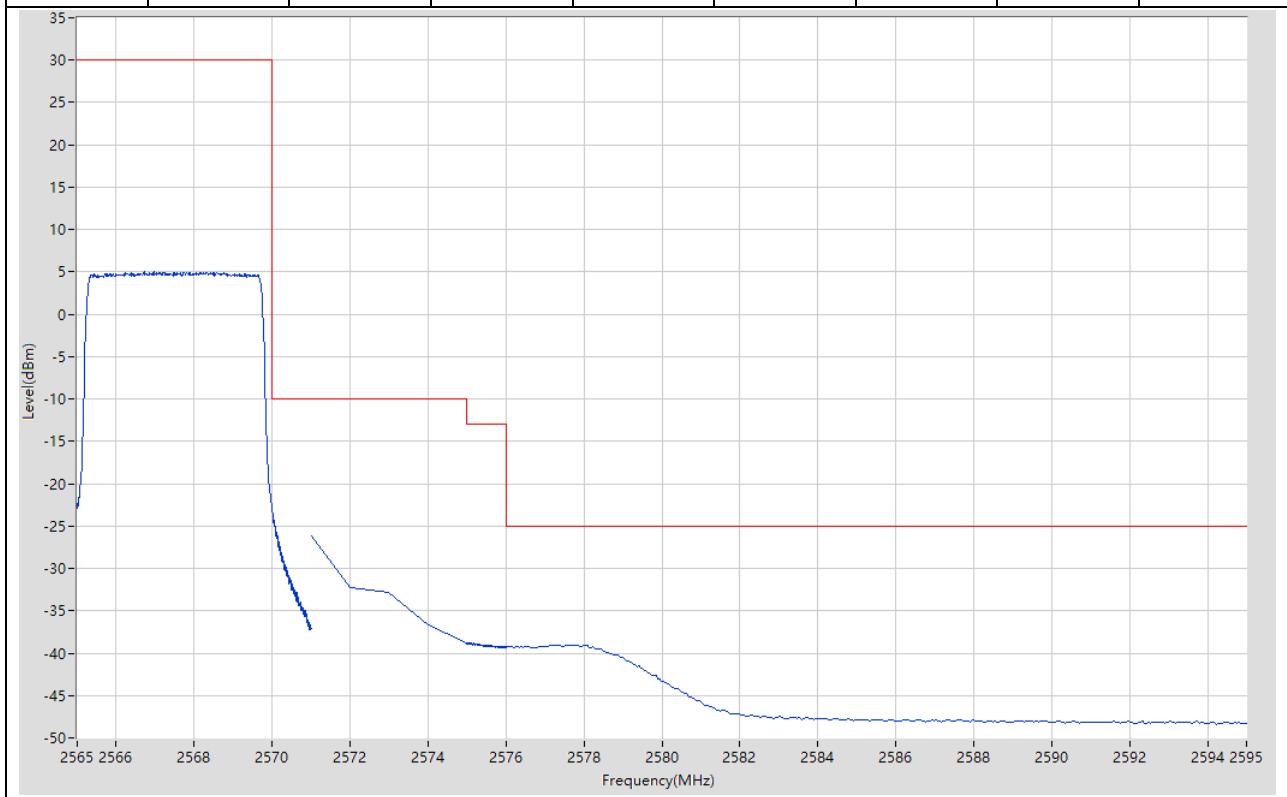
**11.7. LTE Band Edge\_Part22-24-27(NTNV)(Subtest:7, Channel:21425, Bandwidth:5, Modulation:Q16, RB Number: 1, RB Position:HIGH)**

Start Frequency (MHz)	Stop Frequency (MHz)	RBW (MHz)	Detector	Frequency (MHz)	Power (dBm)	Limit (dBm)	Verdict	Sweep Point
2565	2570	0.1	RMS	2569.663	19.75	30	Pass	401
2570	2571	0.1	RMS	2570	-18.65	-10	Pass	401
2571	2575	1	RMS	2571	-33.39	-10	Pass	5
2575	2576	1	RMS	2575.165	-45.63	-13	Pass	401
2576	2595	1	RMS	2577.805	-41.11	-25	Pass	401



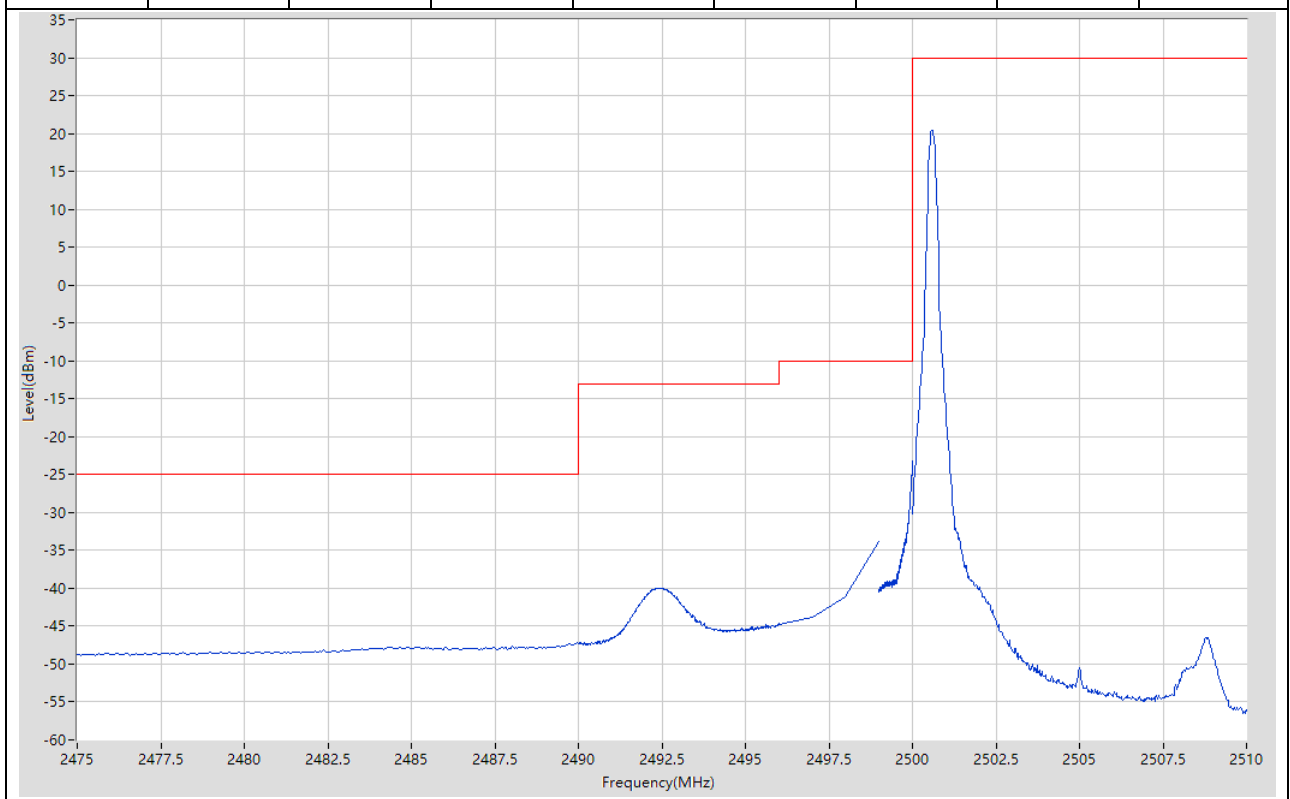
**11.8. LTE Band Edge\_Part22-24-27(NTNV)(Subtest:8, Channel:21425, Bandwidth:5, Modulation:Q16, RB Number: 25, RB Position:HIGH)**

Start Frequency (MHz)	Stop Frequency (MHz)	RBW (MHz)	Detector	Frequency (MHz)	Power (dBm)	Limit (dBm)	Verdict	Sweep Point
2565	2570	0.1	RMS	2566.988	5	30	Pass	401
2570	2571	0.1	RMS	2570.008	-23.01	-10	Pass	401
2571	2575	1	RMS	2571	-26.2	-10	Pass	5
2575	2576	1	RMS	2575.045	-38.73	-13	Pass	401
2576	2595	1	RMS	2577.663	-39.03	-25	Pass	401



**11.9. LTE Band Edge\_Part22-24-27(NTNV)(Subtest:9, Channel:20800, Bandwidth:10, Modulation:QPSK, RB Number: 1, RB Position:LOW)**

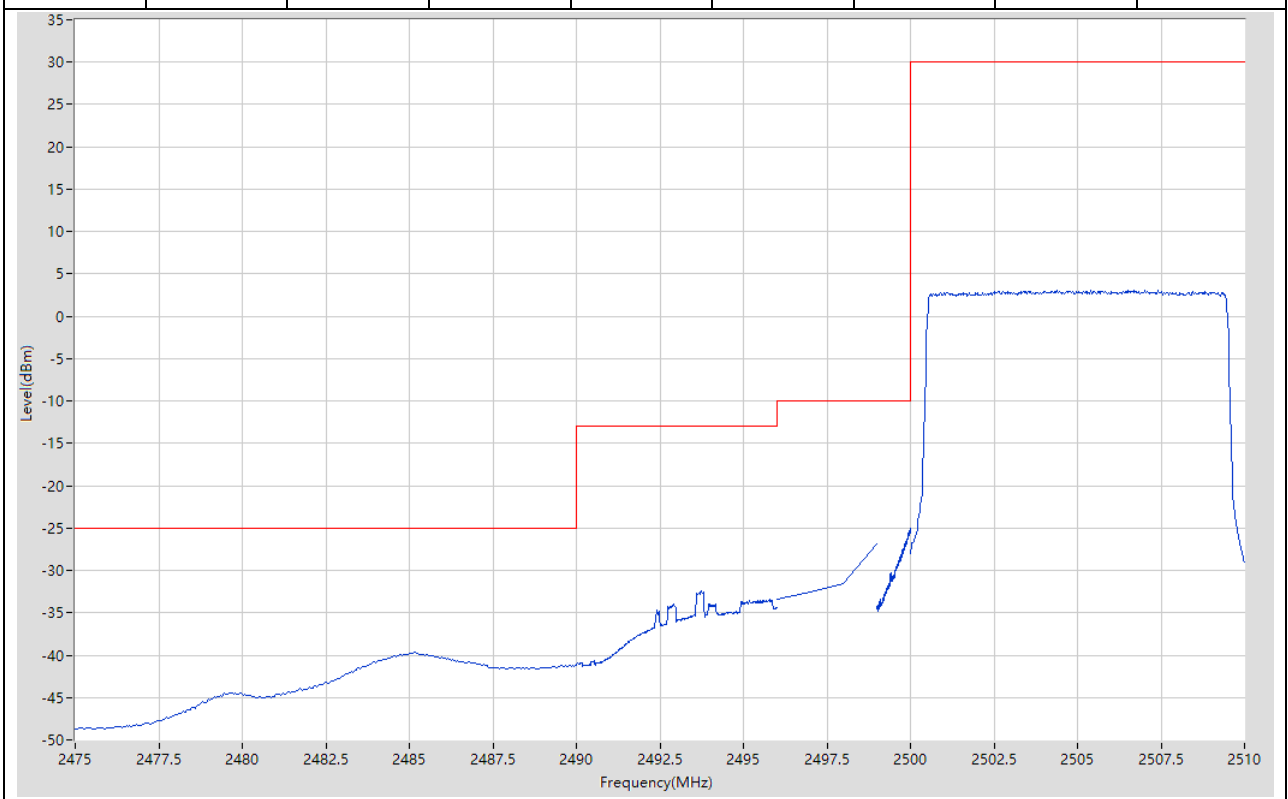
Start Frequency (MHz)	Stop Frequency (MHz)	RBW (MHz)	Detector	Frequency (MHz)	Power (dBm)	Limit (dBm)	Verdict	Sweep Point
2475	2490	1	RMS	2489.963	-47.22	-25	Pass	401
2490	2496	1	RMS	2492.43	-39.95	-13	Pass	401
2496	2499	1	RMS	2499	-33.88	-10	Pass	4
2499	2500	0.2	RMS	2500	-23.16	-10	Pass	401
2500	2510	0.1	RMS	2500.6	20.46	30	Pass	401





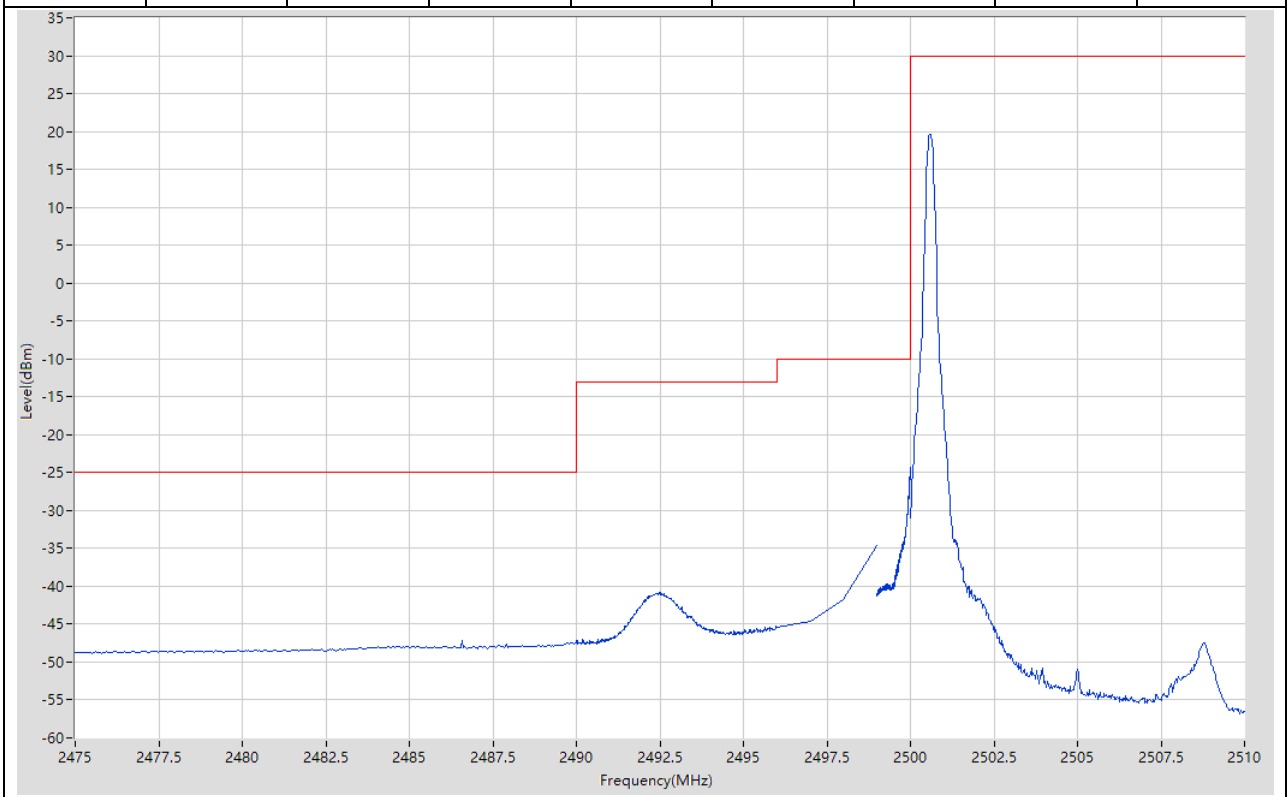
**11.10. LTE Band Edge\_Part22-24-27(NTNV)(Subtest:10, Channel:20800, Bandwidth:10, Modulation:QPSK, RB Number: 50, RB Position:LOW)**

Start Frequency (MHz)	Stop Frequency (MHz)	RBW (MHz)	Detector	Frequency (MHz)	Power (dBm)	Limit (dBm)	Verdict	Sweep Point
2475	2490	1	RMS	2485.163	-39.69	-25	Pass	401
2490	2496	1	RMS	2493.735	-32.4	-13	Pass	401
2496	2499	1	RMS	2499	-26.93	-10	Pass	4
2499	2500	0.2	RMS	2499.993	-25.09	-10	Pass	401
2500	2510	0.1	RMS	2504.4	3.07	30	Pass	401



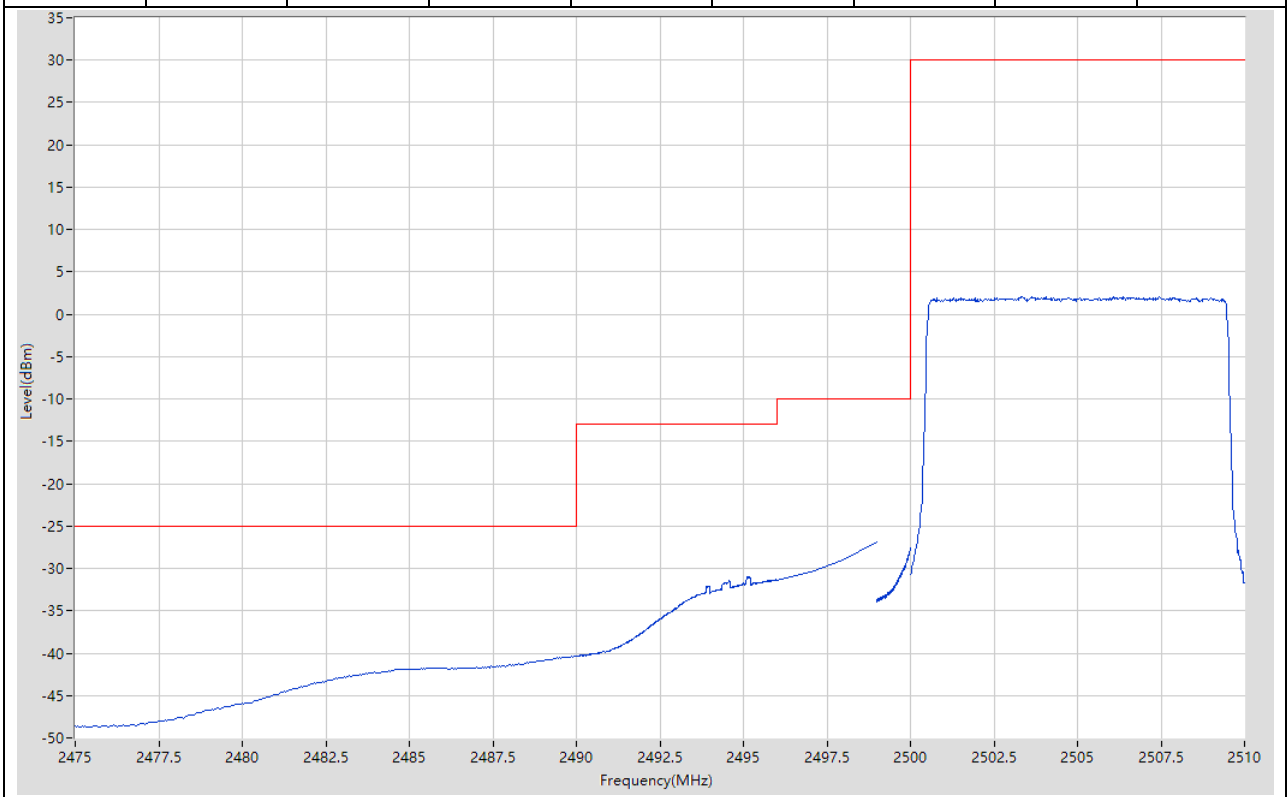
**11.11. LTE Band Edge\_Part22-24-27(NTNV)(Subtest:11, Channel:20800, Bandwidth:10, Modulation:Q16, RB Number: 1, RB Position:LOW)**

Start Frequency (MHz)	Stop Frequency (MHz)	RBW (MHz)	Detector	Frequency (MHz)	Power (dBm)	Limit (dBm)	Verdict	Sweep Point
2475	2490	1	RMS	2486.588	-47.1	-25	Pass	401
2490	2496	1	RMS	2492.52	-40.81	-13	Pass	401
2496	2499	1	RMS	2499	-34.62	-10	Pass	4
2499	2500	0.2	RMS	2499.998	-24.3	-10	Pass	401
2500	2510	0.1	RMS	2500.575	19.63	30	Pass	401



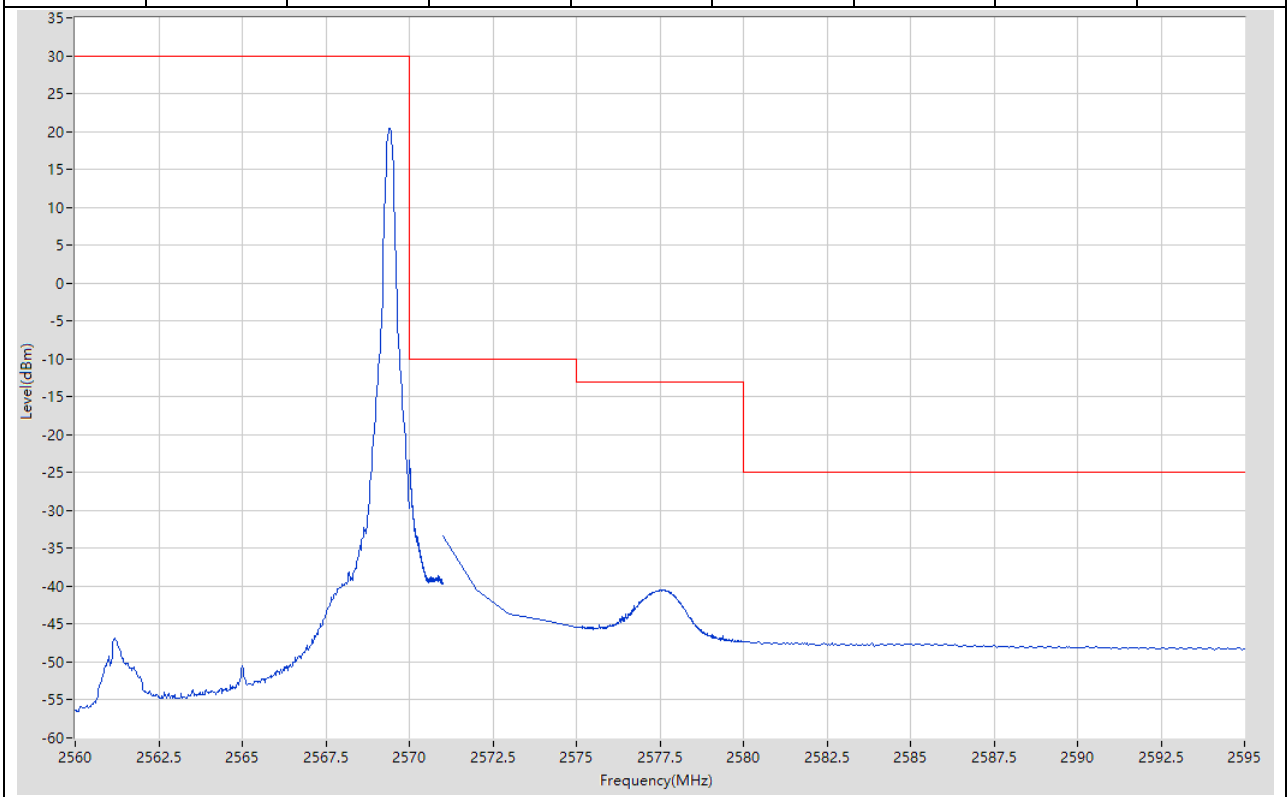
**11.12. LTE Band Edge\_Part22-24-27(NTNV)(Subtest:12, Channel:20800, Bandwidth:10, Modulation:Q16, RB Number: 50, RB Position:LOW)**

Start Frequency (MHz)	Stop Frequency (MHz)	RBW (MHz)	Detector	Frequency (MHz)	Power (dBm)	Limit (dBm)	Verdict	Sweep Point
2475	2490	1	RMS	2489.963	-40.37	-25	Pass	401
2490	2496	1	RMS	2495.1	-31	-13	Pass	401
2496	2499	1	RMS	2499	-26.83	-10	Pass	4
2499	2500	0.2	RMS	2500	-27.58	-10	Pass	401
2500	2510	0.1	RMS	2507.45	2.1	30	Pass	401



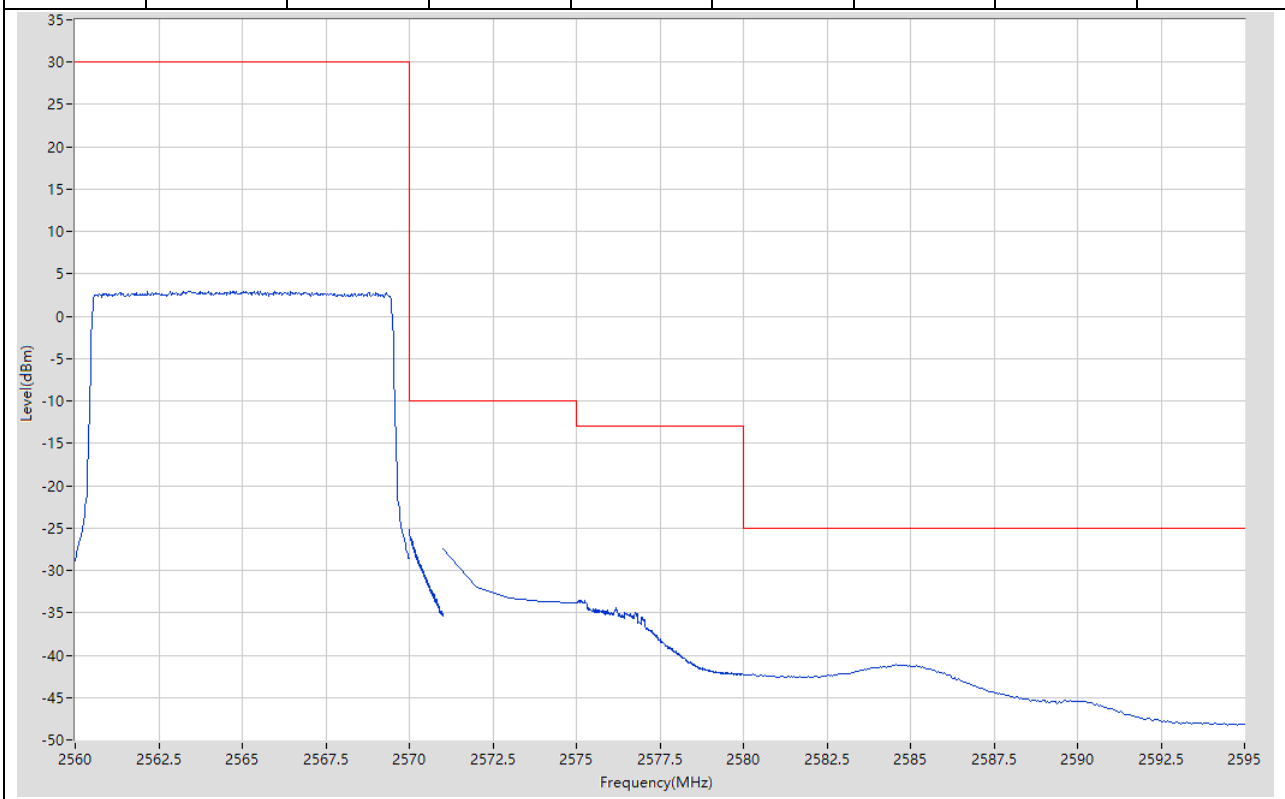
**11.13. LTE Band Edge\_Part22-24-27(NTNV)(Subtest:13, Channel:21400, Bandwidth:10, Modulation:QPSK, RB Number: 1, RB Position:HIGH)**

Start Frequency (MHz)	Stop Frequency (MHz)	RBW (MHz)	Detector	Frequency (MHz)	Power (dBm)	Limit (dBm)	Verdict	Sweep Point
2560	2570	0.1	RMS	2569.425	20.43	30	Pass	401
2570	2571	0.2	RMS	2570	-23.39	-10	Pass	401
2571	2575	1	RMS	2571	-33.41	-10	Pass	5
2575	2580	1	RMS	2577.575	-40.45	-13	Pass	401
2580	2595	1	RMS	2580.113	-47.25	-25	Pass	401



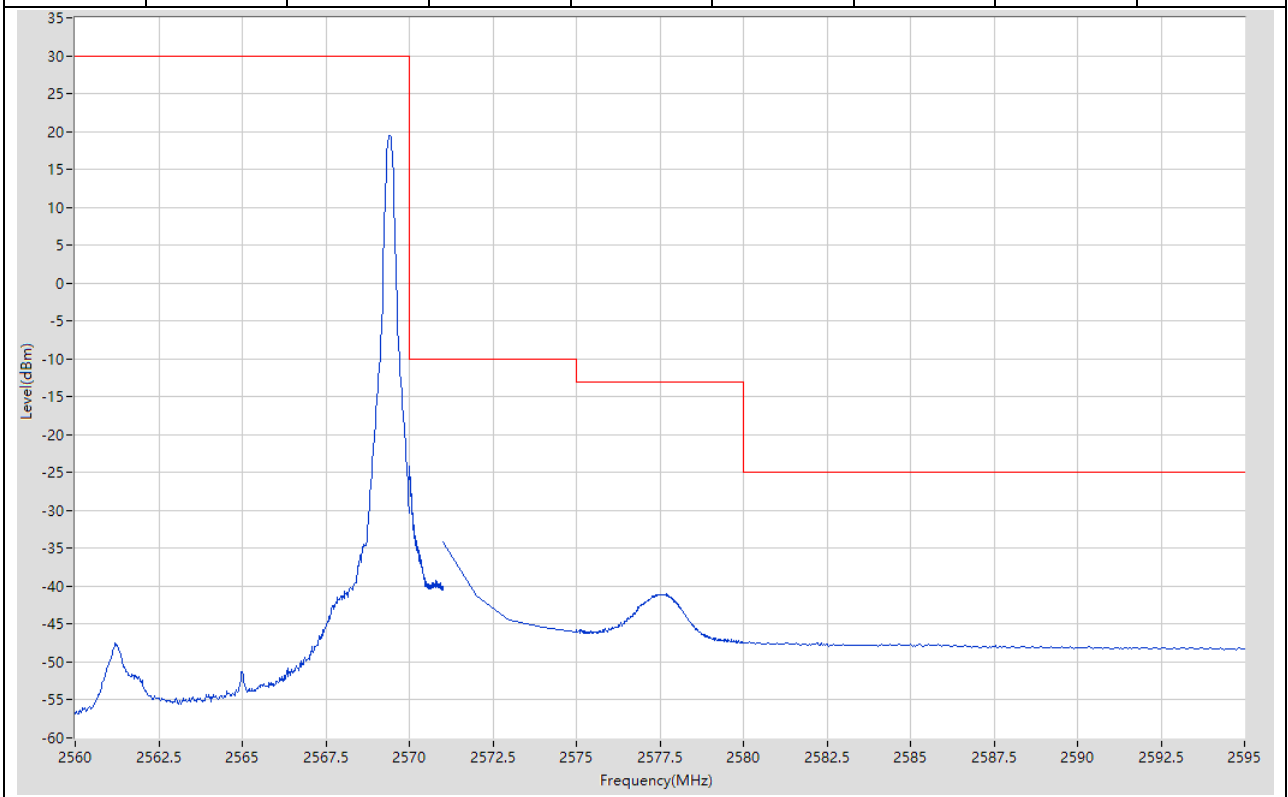
**11.14. LTE Band Edge\_Part22-24-27(NTNV)(Subtest:14, Channel:21400, Bandwidth:10, Modulation:QPSK, RB Number: 50, RB Position:HIGH)**

Start Frequency (MHz)	Stop Frequency (MHz)	RBW (MHz)	Detector	Frequency (MHz)	Power (dBm)	Limit (dBm)	Verdict	Sweep Point
2560	2570	0.1	RMS	2565.35	3	30	Pass	401
2570	2571	0.2	RMS	2570.003	-25.23	-10	Pass	401
2571	2575	1	RMS	2571	-27.47	-10	Pass	5
2575	2580	1	RMS	2575.15	-33.54	-13	Pass	401
2580	2595	1	RMS	2584.575	-41.09	-25	Pass	401



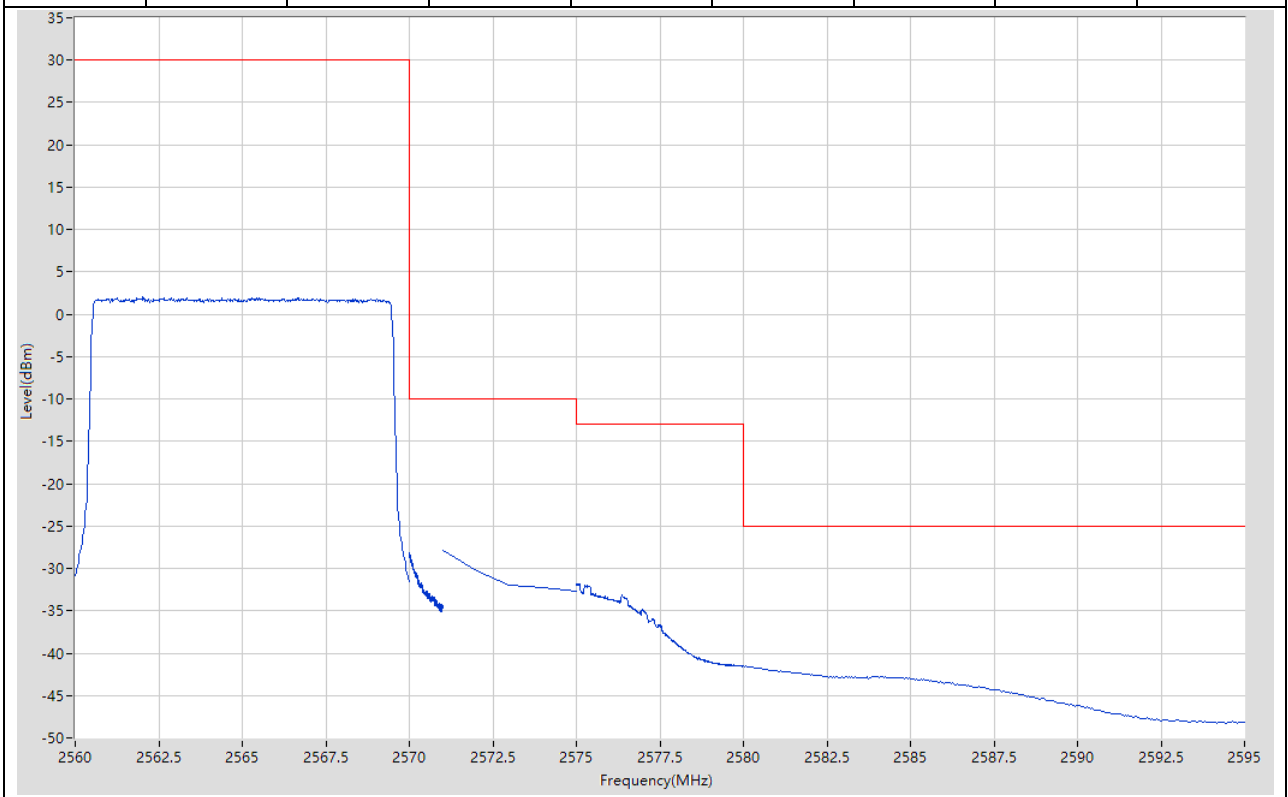
**11.15. LTE Band Edge\_Part22-24-27(NTNV)(Subtest:15, Channel:21400, Bandwidth:10, Modulation:Q16, RB Number: 1, RB Position:HIGH)**

Start Frequency (MHz)	Stop Frequency (MHz)	RBW (MHz)	Detector	Frequency (MHz)	Power (dBm)	Limit (dBm)	Verdict	Sweep Point
2560	2570	0.1	RMS	2569.4	19.51	30	Pass	401
2570	2571	0.2	RMS	2570.005	-24.14	-10	Pass	401
2571	2575	1	RMS	2571	-34.15	-10	Pass	5
2575	2580	1	RMS	2577.688	-41.03	-13	Pass	401
2580	2595	1	RMS	2580.188	-47.3	-25	Pass	401



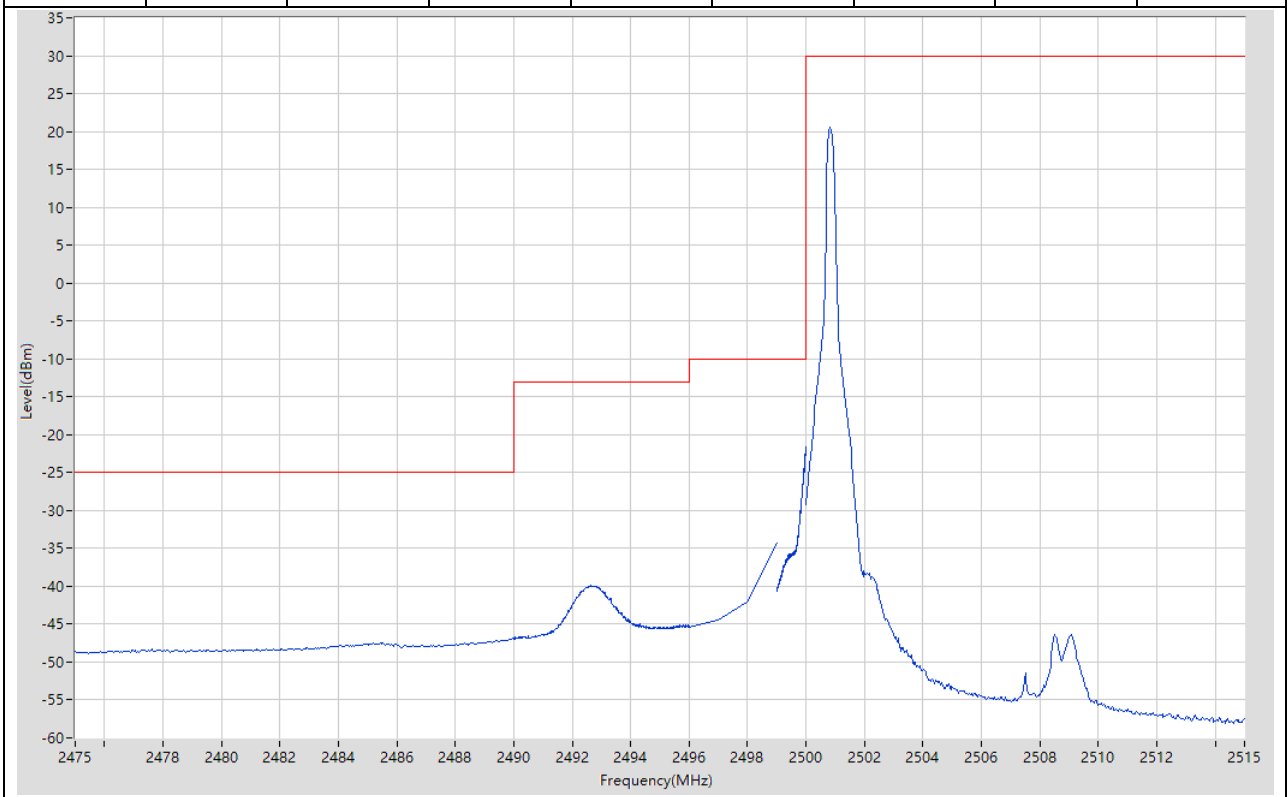
**11.16. LTE Band Edge\_Part22-24-27(NTNV)(Subtest:16, Channel:21400, Bandwidth:10, Modulation:Q16, RB Number: 50, RB Position:HIGH)**

Start Frequency (MHz)	Stop Frequency (MHz)	RBW (MHz)	Detector	Frequency (MHz)	Power (dBm)	Limit (dBm)	Verdict	Sweep Point
2560	2570	0.1	RMS	2562.025	2.04	30	Pass	401
2570	2571	0.2	RMS	2570	-28.11	-10	Pass	401
2571	2575	1	RMS	2571	-27.88	-10	Pass	5
2575	2580	1	RMS	2575.063	-31.83	-13	Pass	401
2580	2595	1	RMS	2580.075	-41.55	-25	Pass	401



**11.17. LTE Band Edge\_Part22-24-27(NTNV)(Subtest:17, Channel:20825, Bandwidth:15, Modulation:QPSK, RB Number: 1, RB Position:LOW)**

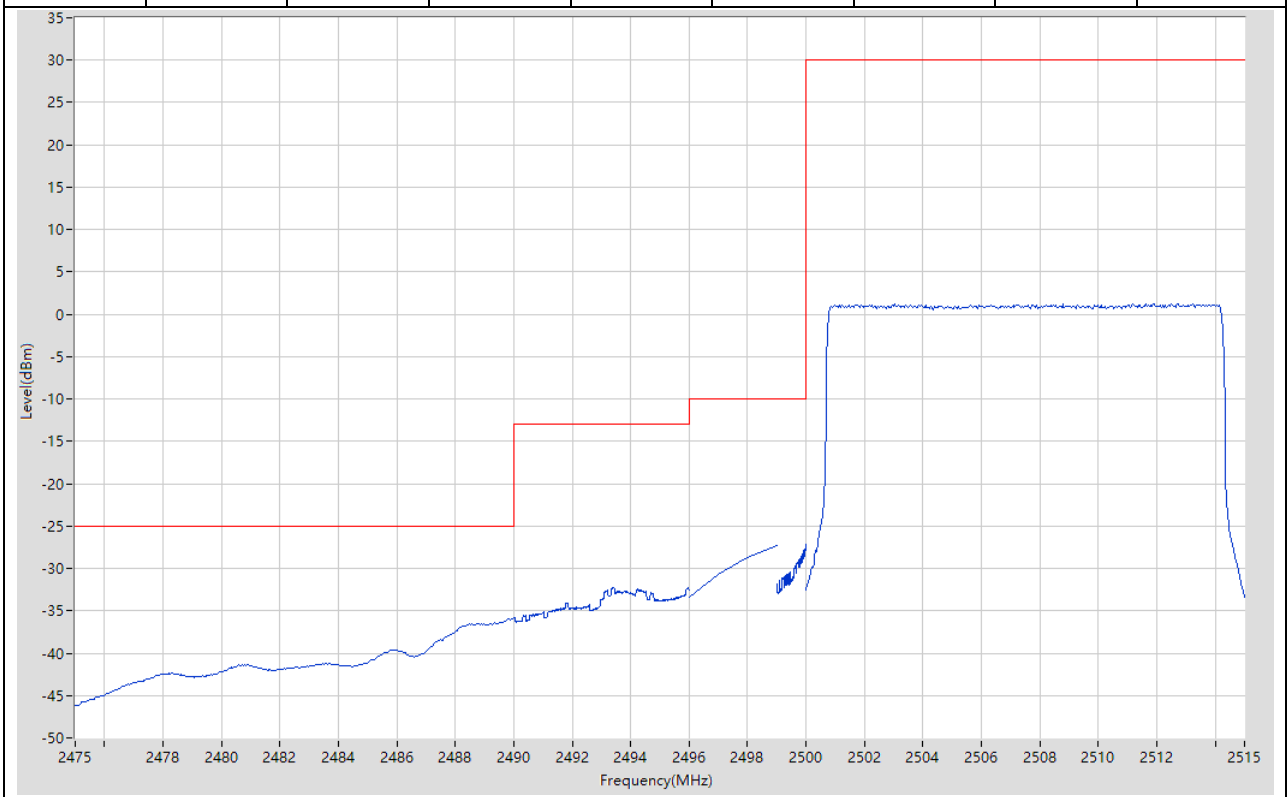
Start Frequency (MHz)	Stop Frequency (MHz)	RBW (MHz)	Detector	Frequency (MHz)	Power (dBm)	Limit (dBm)	Verdict	Sweep Point
2475	2490	1	RMS	2490	-46.79	-25	Pass	401
2490	2496	1	RMS	2492.655	-39.94	-13	Pass	401
2496	2499	1	RMS	2499	-34.23	-10	Pass	4
2499	2500	0.3	RMS	2499.998	-21.57	-10	Pass	401
2500	2515	0.1	RMS	2500.825	20.51	30	Pass	401





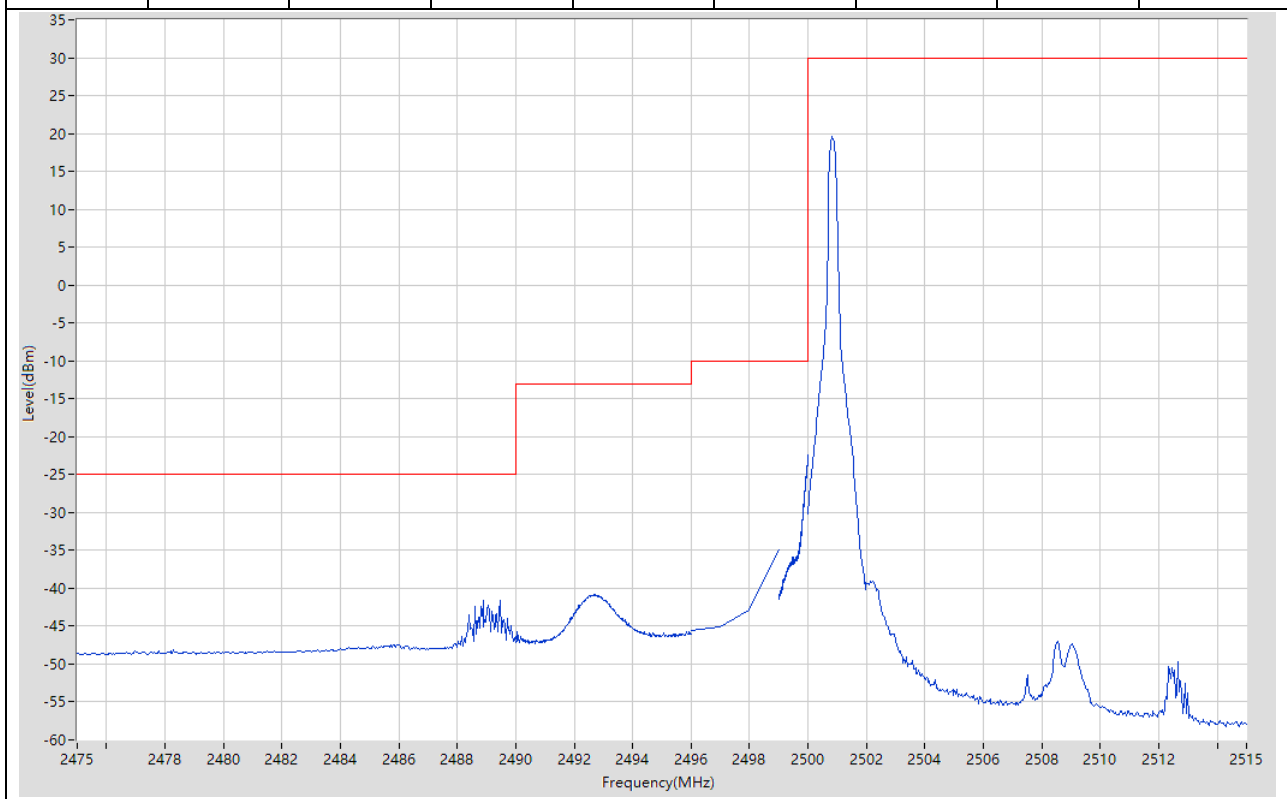
**11.18. LTE Band Edge\_Part22-24-27(NTNV)(Subtest:18, Channel:20825, Bandwidth:15, Modulation:QPSK, RB Number: 75, RB Position:LOW)**

Start Frequency (MHz)	Stop Frequency (MHz)	RBW (MHz)	Detector	Frequency (MHz)	Power (dBm)	Limit (dBm)	Verdict	Sweep Point
2475	2490	1	RMS	2490	-35.87	-25	Pass	401
2490	2496	1	RMS	2493.435	-32.24	-13	Pass	401
2496	2499	1	RMS	2499	-27.27	-10	Pass	4
2499	2500	0.3	RMS	2499.998	-27.18	-10	Pass	401
2500	2515	0.1	RMS	2508.775	1.27	30	Pass	401



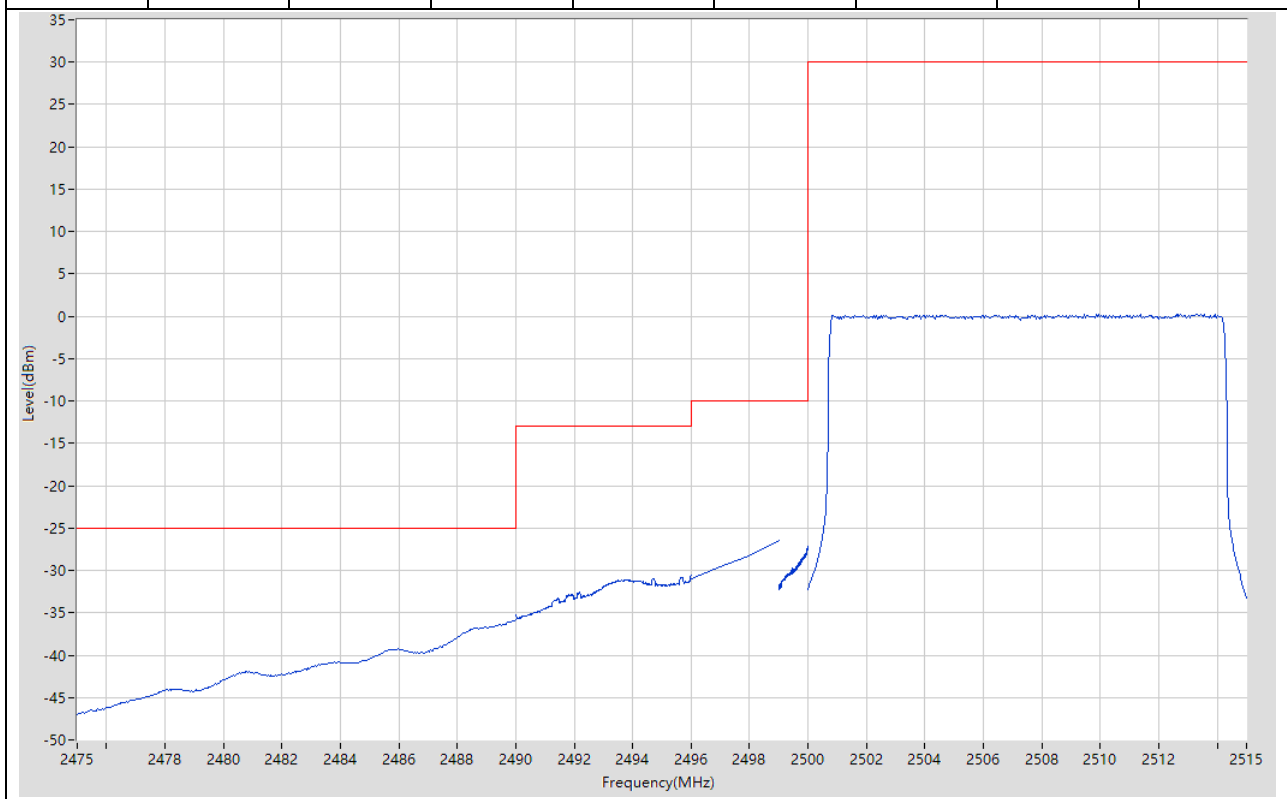
**11.19. LTE Band Edge\_Part22-24-27(NTNV)(Subtest:19, Channel:20825, Bandwidth:15, Modulation:Q16, RB Number: 1, RB Position:LOW)**

Start Frequency (MHz)	Stop Frequency (MHz)	RBW (MHz)	Detector	Frequency (MHz)	Power (dBm)	Limit (dBm)	Verdict	Sweep Point
2475	2490	1	RMS	2489.475	-41.55	-25	Pass	401
2490	2496	1	RMS	2492.7	-40.87	-13	Pass	401
2496	2499	1	RMS	2499	-34.88	-10	Pass	4
2499	2500	0.3	RMS	2499.995	-22.35	-10	Pass	401
2500	2515	0.1	RMS	2500.825	19.59	30	Pass	401



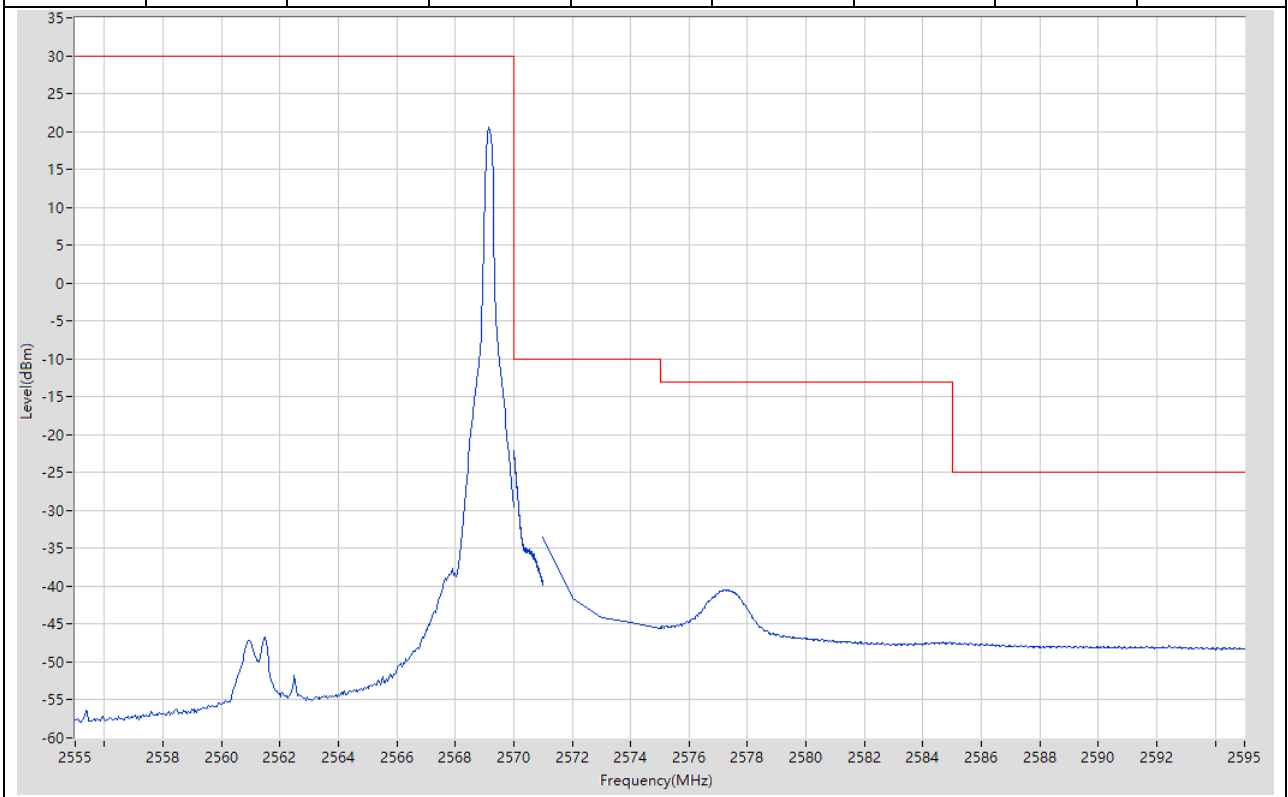
**11.20. LTE Band Edge\_Part22-24-27(NTNV)(Subtest:20, Channel:20825, Bandwidth:15, Modulation:Q16, RB Number: 75, RB Position:LOW)**

Start Frequency (MHz)	Stop Frequency (MHz)	RBW (MHz)	Detector	Frequency (MHz)	Power (dBm)	Limit (dBm)	Verdict	Sweep Point
2475	2490	1	RMS	2490	-35.83	-25	Pass	401
2490	2496	1	RMS	2496	-30.57	-13	Pass	401
2496	2499	1	RMS	2499	-26.45	-10	Pass	4
2499	2500	0.3	RMS	2499.998	-27.11	-10	Pass	401
2500	2515	0.1	RMS	2509.45	0.29	30	Pass	401



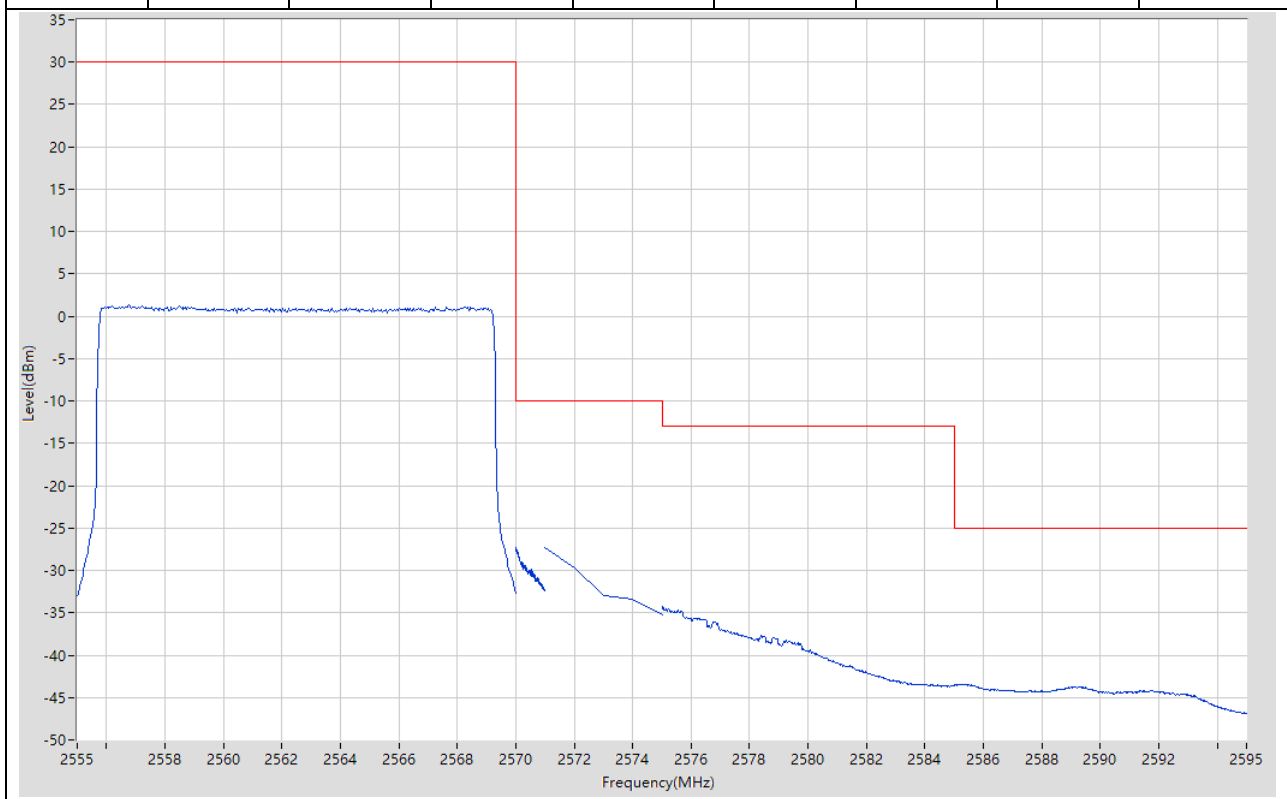
**11.21. LTE Band Edge\_Part22-24-27(NTNV)(Subtest:21, Channel:21375, Bandwidth:15, Modulation:QPSK, RB Number: 1, RB Position:HIGH)**

Start Frequency (MHz)	Stop Frequency (MHz)	RBW (MHz)	Detector	Frequency (MHz)	Power (dBm)	Limit (dBm)	Verdict	Sweep Point
2555	2570	0.1	RMS	2569.138	20.56	30	Pass	401
2570	2571	0.3	RMS	2570.008	-22.03	-10	Pass	401
2571	2575	1	RMS	2571	-33.57	-10	Pass	5
2575	2585	1	RMS	2577.3	-40.48	-13	Pass	401
2585	2595	1	RMS	2585.075	-47.45	-25	Pass	401



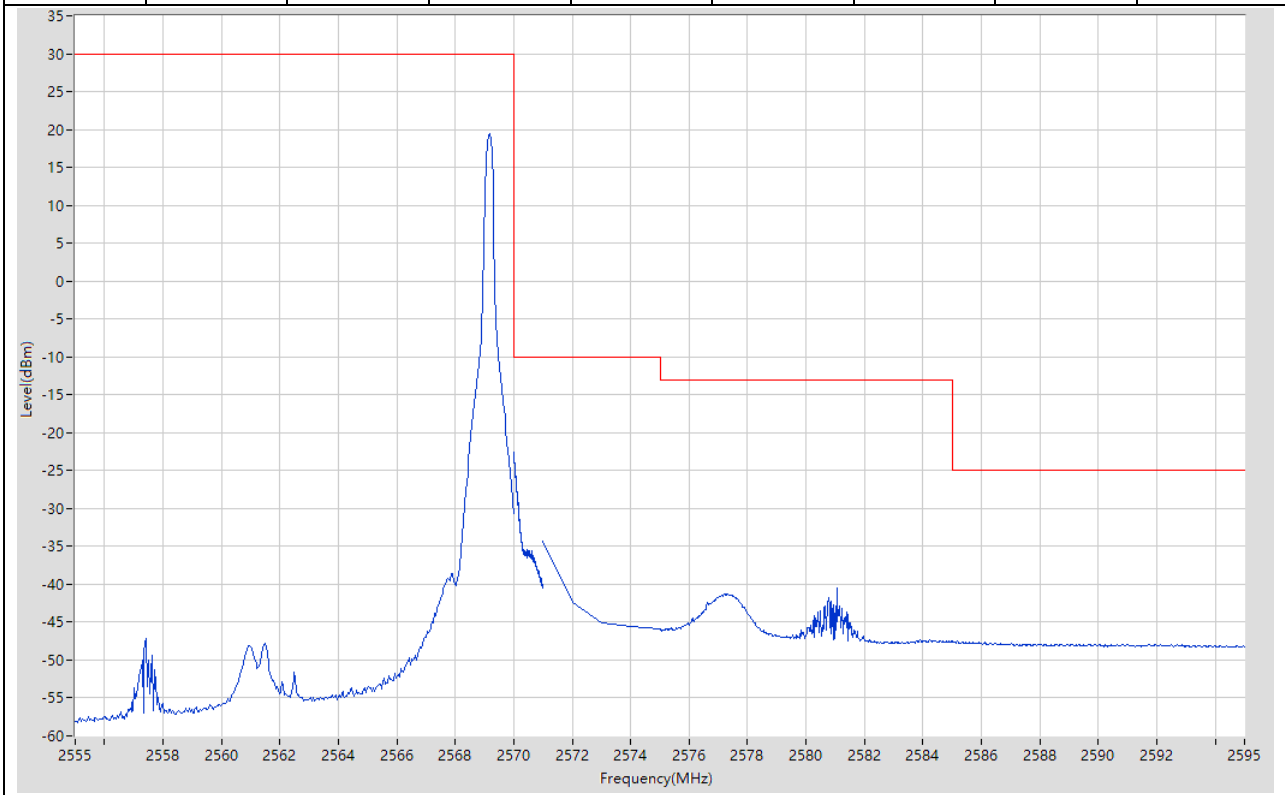
**11.22. LTE Band Edge\_Part22-24-27(NTNV)(Subtest:22, Channel:21375, Bandwidth:15, Modulation:QPSK, RB Number: 75, RB Position:HIGH)**

Start Frequency (MHz)	Stop Frequency (MHz)	RBW (MHz)	Detector	Frequency (MHz)	Power (dBm)	Limit (dBm)	Verdict	Sweep Point
2555	2570	0.1	RMS	2556.763	1.33	30	Pass	401
2570	2571	0.3	RMS	2570.003	-27.26	-10	Pass	401
2571	2575	1	RMS	2571	-27.36	-10	Pass	5
2575	2585	1	RMS	2575.025	-34.23	-13	Pass	401
2585	2595	1	RMS	2585.15	-43.42	-25	Pass	401



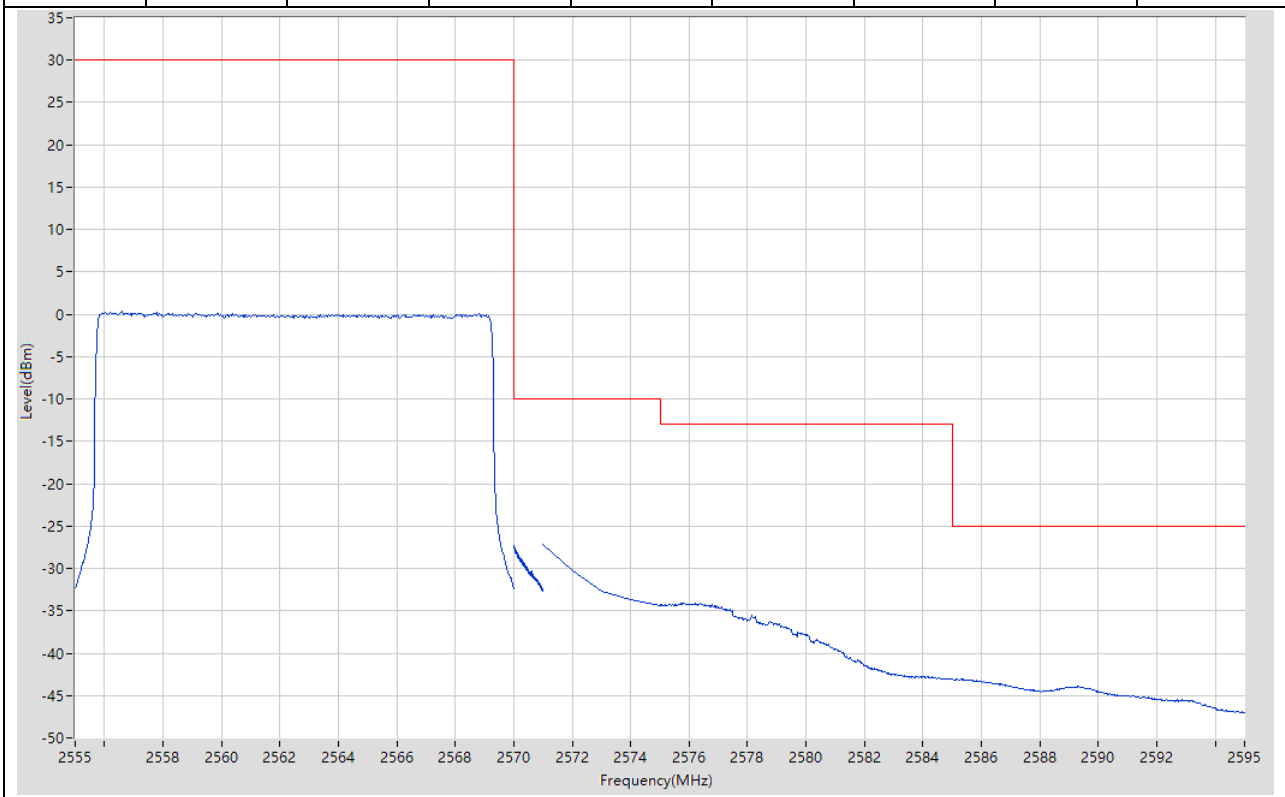
**11.23. LTE Band Edge\_Part22-24-27(NTNV)(Subtest:23, Channel:21375, Bandwidth:15, Modulation:Q16, RB Number: 1, RB Position:HIGH)**

Start Frequency (MHz)	Stop Frequency (MHz)	RBW (MHz)	Detector	Frequency (MHz)	Power (dBm)	Limit (dBm)	Verdict	Sweep Point
2555	2570	0.1	RMS	2569.175	19.38	30	Pass	401
2570	2571	0.3	RMS	2570	-22.51	-10	Pass	401
2571	2575	1	RMS	2571	-34.26	-10	Pass	5
2575	2585	1	RMS	2581.05	-40.51	-13	Pass	401
2585	2595	1	RMS	2585	-47.49	-25	Pass	401



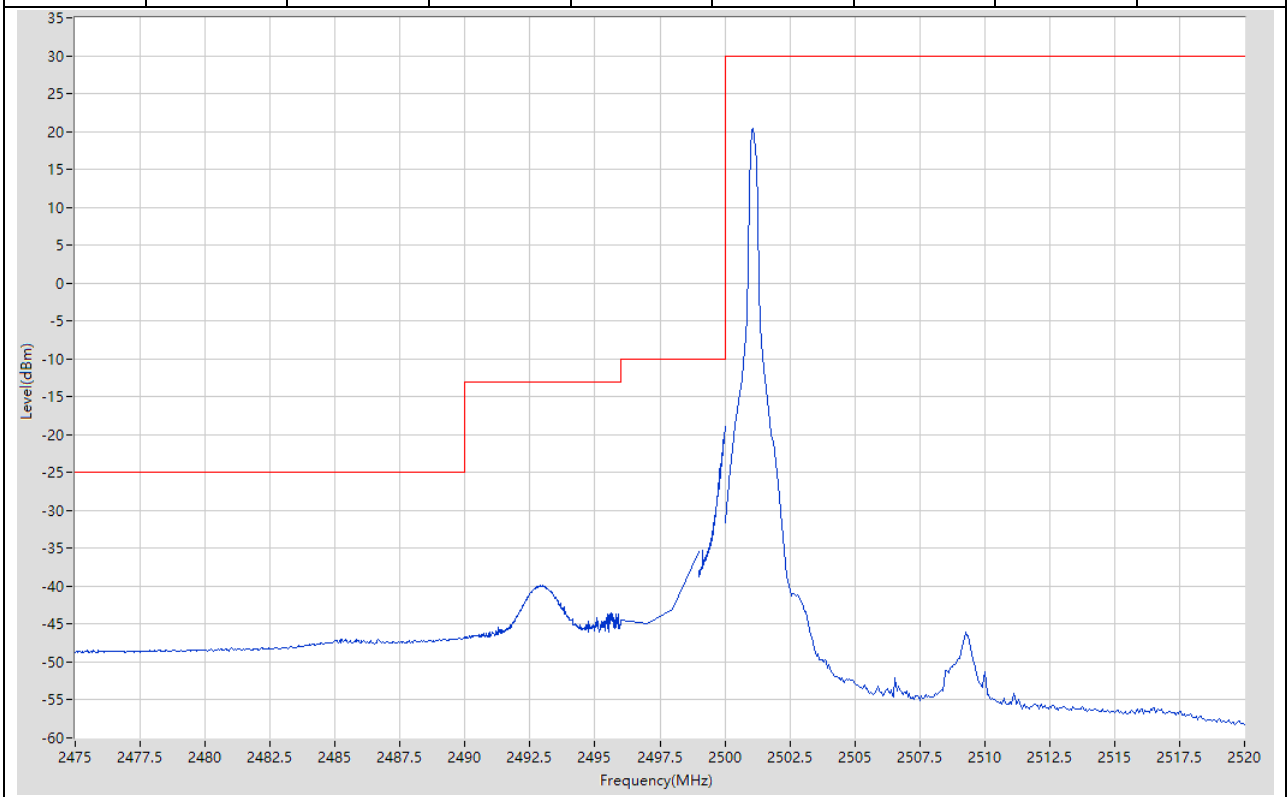
**11.24. LTE Band Edge\_Part22-24-27(NTNV)(Subtest:24, Channel:21375, Bandwidth:15, Modulation:Q16, RB Number: 75, RB Position:HIGH)**

Start Frequency (MHz)	Stop Frequency (MHz)	RBW (MHz)	Detector	Frequency (MHz)	Power (dBm)	Limit (dBm)	Verdict	Sweep Point
2555	2570	0.1	RMS	2556.613	0.41	30	Pass	401
2570	2571	0.3	RMS	2570.008	-27.24	-10	Pass	401
2571	2575	1	RMS	2571	-27.1	-10	Pass	5
2575	2585	1	RMS	2575.85	-34.05	-13	Pass	401
2585	2595	1	RMS	2585	-43.07	-25	Pass	401



**11.25. LTE Band Edge\_Part22-24-27(NTNV)(Subtest:25, Channel:20850, Bandwidth:20, Modulation:QPSK, RB Number: 1, RB Position:LOW)**

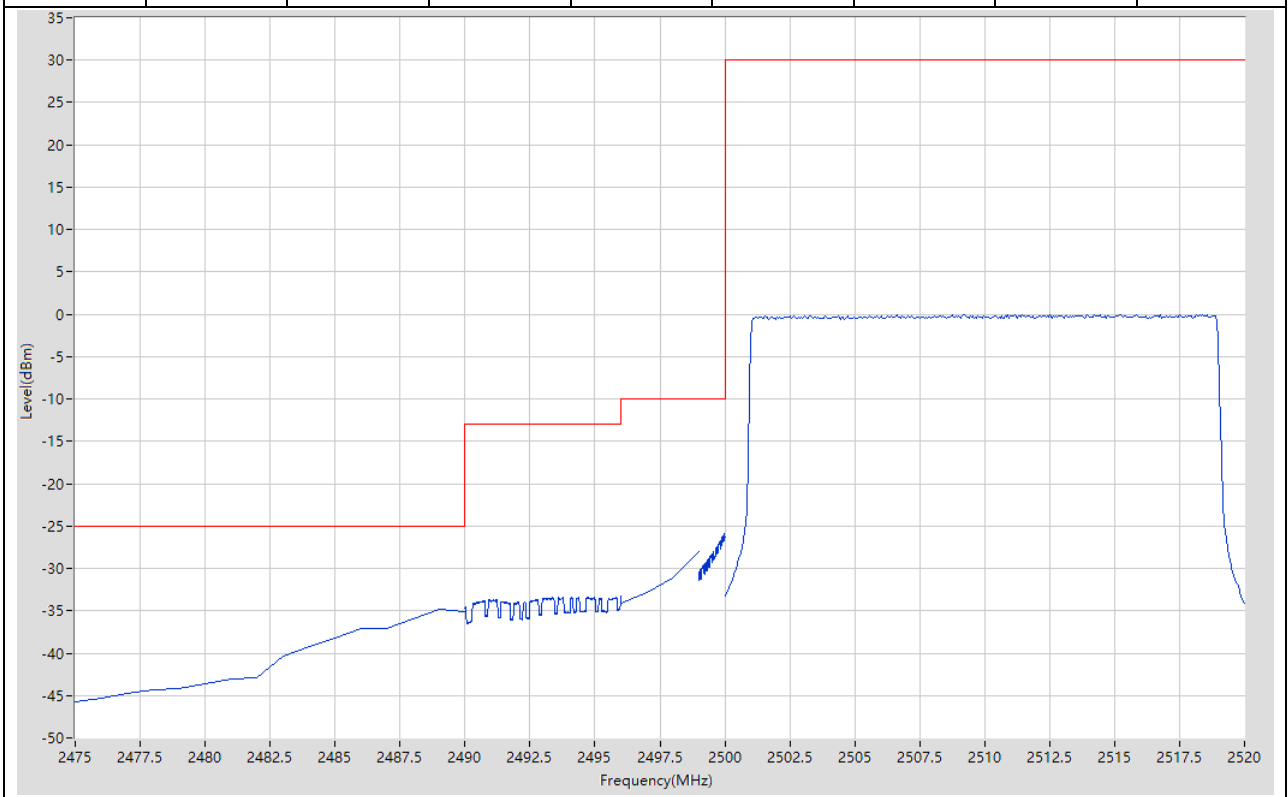
Start Frequency (MHz)	Stop Frequency (MHz)	RBW (MHz)	Detector	Frequency (MHz)	Power (dBm)	Limit (dBm)	Verdict	Sweep Point
2475	2490	1	RMS	2490	-46.7	-25	Pass	401
2490	2496	1	RMS	2492.895	-39.92	-13	Pass	401
2496	2499	1	RMS	2499	-35.42	-10	Pass	4
2499	2500	0.51	RMS	2500	-18.91	-10	Pass	401
2500	2520	0.1	RMS	2501.1	20.41	30	Pass	401





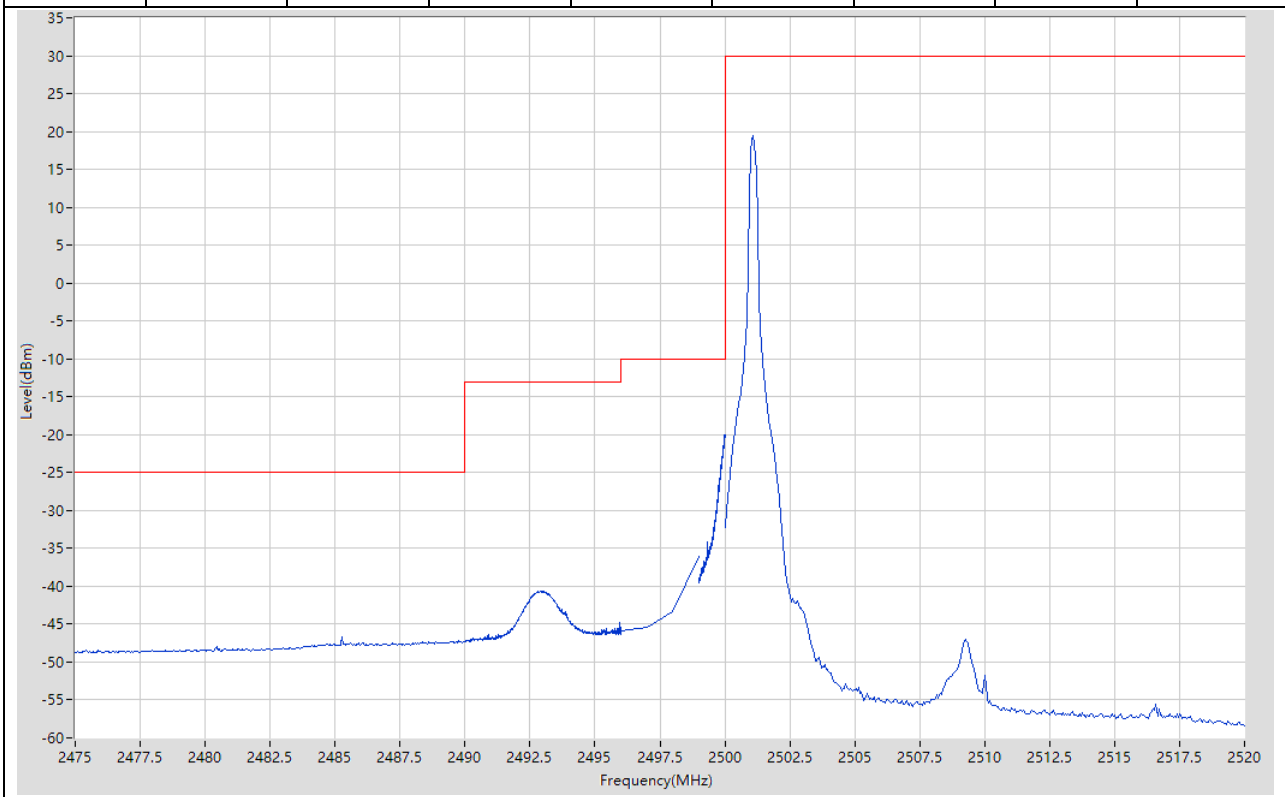
**11.26. LTE Band Edge\_Part22-24-27(NTNV)(Subtest:26, Channel:20850, Bandwidth:20, Modulation:QPSK, RB Number: 100, RB Position:LOW)**

Start Frequency (MHz)	Stop Frequency (MHz)	RBW (MHz)	Detector	Frequency (MHz)	Power (dBm)	Limit (dBm)	Verdict	Sweep Point
2475	2490	1	RMS	2489	-34.78	-25	Pass	16
2490	2496	1	RMS	2496	-33.22	-13	Pass	401
2496	2499	1	RMS	2499	-27.96	-10	Pass	4
2499	2500	0.51	RMS	2499.983	-25.86	-10	Pass	401
2500	2520	0.1	RMS	2518.15	0.01	30	Pass	401



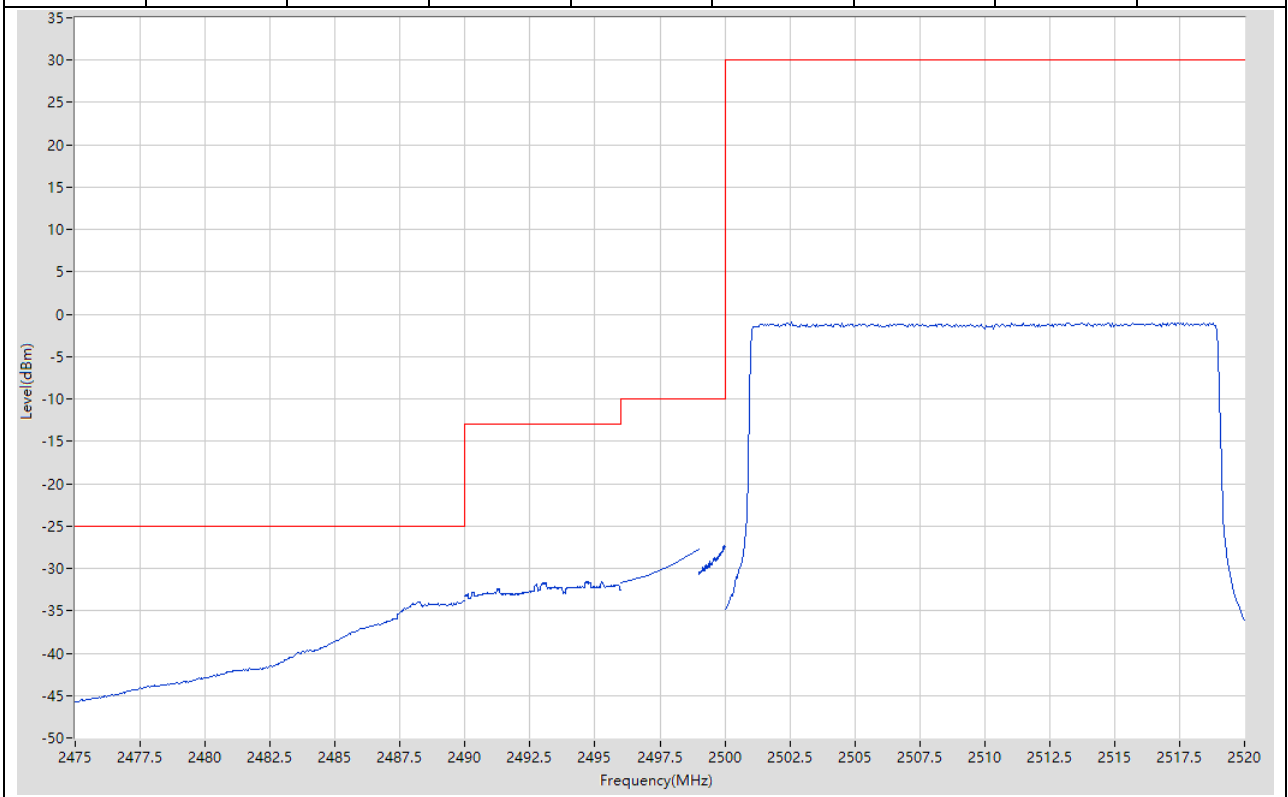
**11.27. LTE Band Edge\_Part22-24-27(NTNV)(Subtest:27, Channel:20850, Bandwidth:20, Modulation:Q16, RB Number: 1, RB Position:LOW)**

Start Frequency (MHz)	Stop Frequency (MHz)	RBW (MHz)	Detector	Frequency (MHz)	Power (dBm)	Limit (dBm)	Verdict	Sweep Point
2475	2490	1	RMS	2485.275	-46.73	-25	Pass	401
2490	2496	1	RMS	2492.94	-40.64	-13	Pass	401
2496	2499	1	RMS	2499	-36.06	-10	Pass	4
2499	2500	0.51	RMS	2500	-19.99	-10	Pass	401
2500	2520	0.1	RMS	2501.1	19.47	30	Pass	401



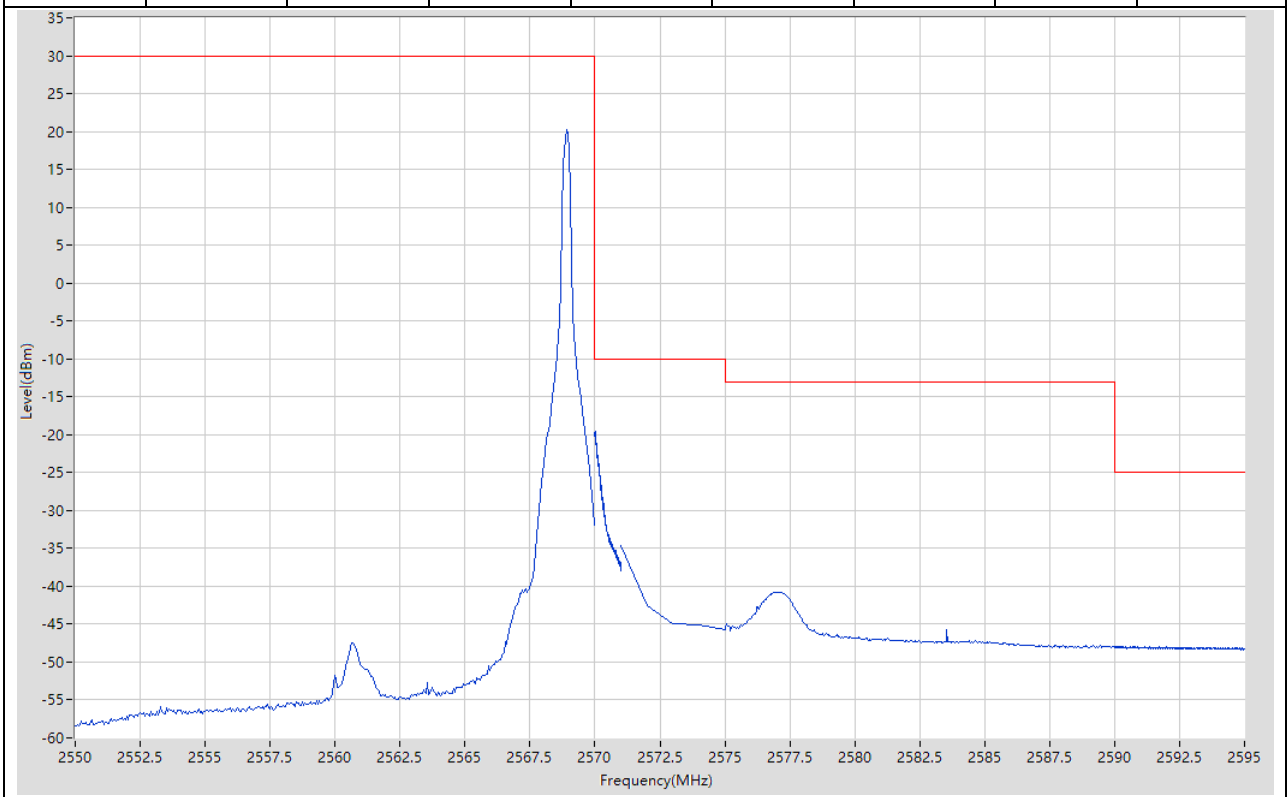
**11.28. LTE Band Edge\_Part22-24-27(NTNV)(Subtest:28, Channel:20850, Bandwidth:20, Modulation:Q16, RB Number: 100, RB Position:LOW)**

Start Frequency (MHz)	Stop Frequency (MHz)	RBW (MHz)	Detector	Frequency (MHz)	Power (dBm)	Limit (dBm)	Verdict	Sweep Point
2475	2490	1	RMS	2489.963	-33.77	-25	Pass	401
2490	2496	1	RMS	2495.25	-31.51	-13	Pass	401
2496	2499	1	RMS	2499	-27.7	-10	Pass	4
2499	2500	0.51	RMS	2499.97	-27.25	-10	Pass	401
2500	2520	0.1	RMS	2502.55	-0.96	30	Pass	401



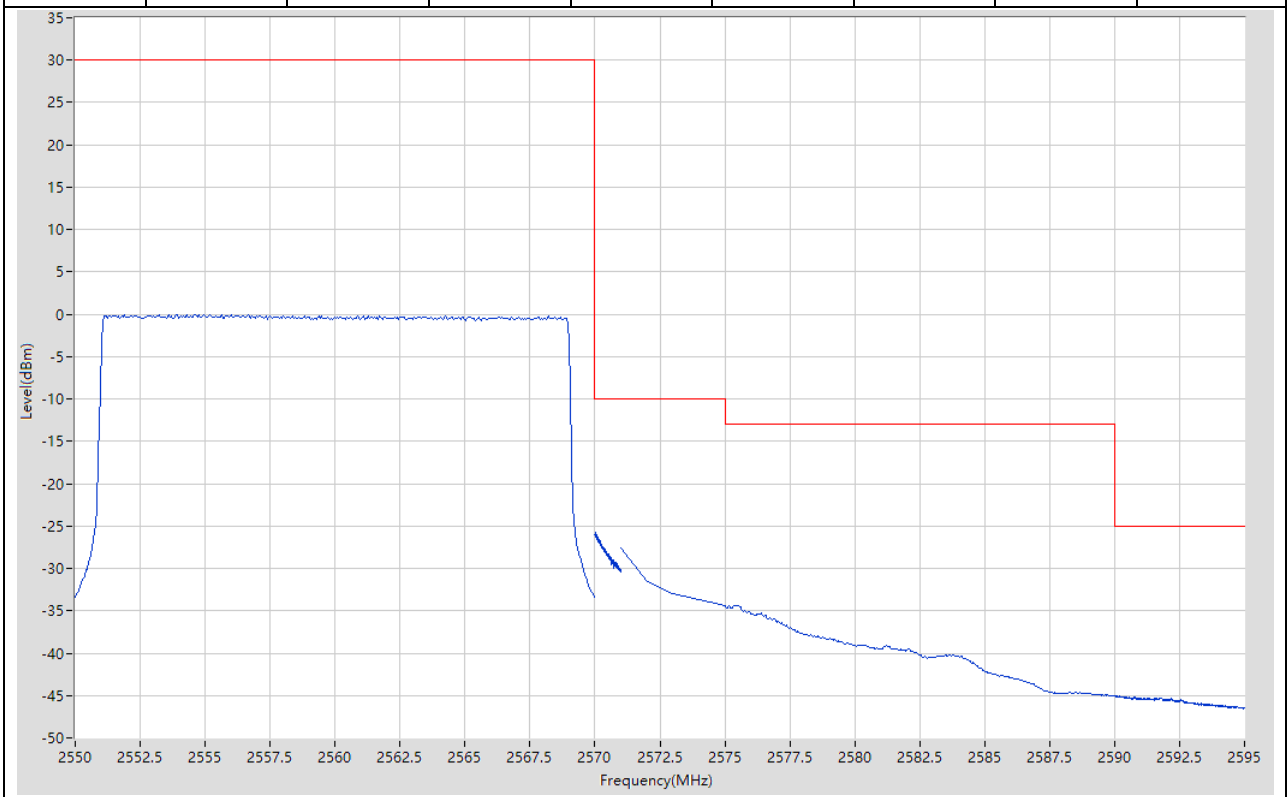
**11.29. LTE Band Edge\_Part22-24-27(NTNV)(Subtest:29, Channel:21350, Bandwidth:20, Modulation:QPSK, RB Number: 1, RB Position:HIGH)**

Start Frequency (MHz)	Stop Frequency (MHz)	RBW (MHz)	Detector	Frequency (MHz)	Power (dBm)	Limit (dBm)	Verdict	Sweep Point
2550	2570	0.1	RMS	2568.9	20.19	30	Pass	401
2570	2571	0.51	RMS	2570.005	-19.51	-10	Pass	401
2571	2575	1	RMS	2571	-34.57	-10	Pass	5
2575	2590	1	RMS	2576.988	-40.78	-13	Pass	401
2590	2595	1	RMS	2590.038	-47.96	-25	Pass	401



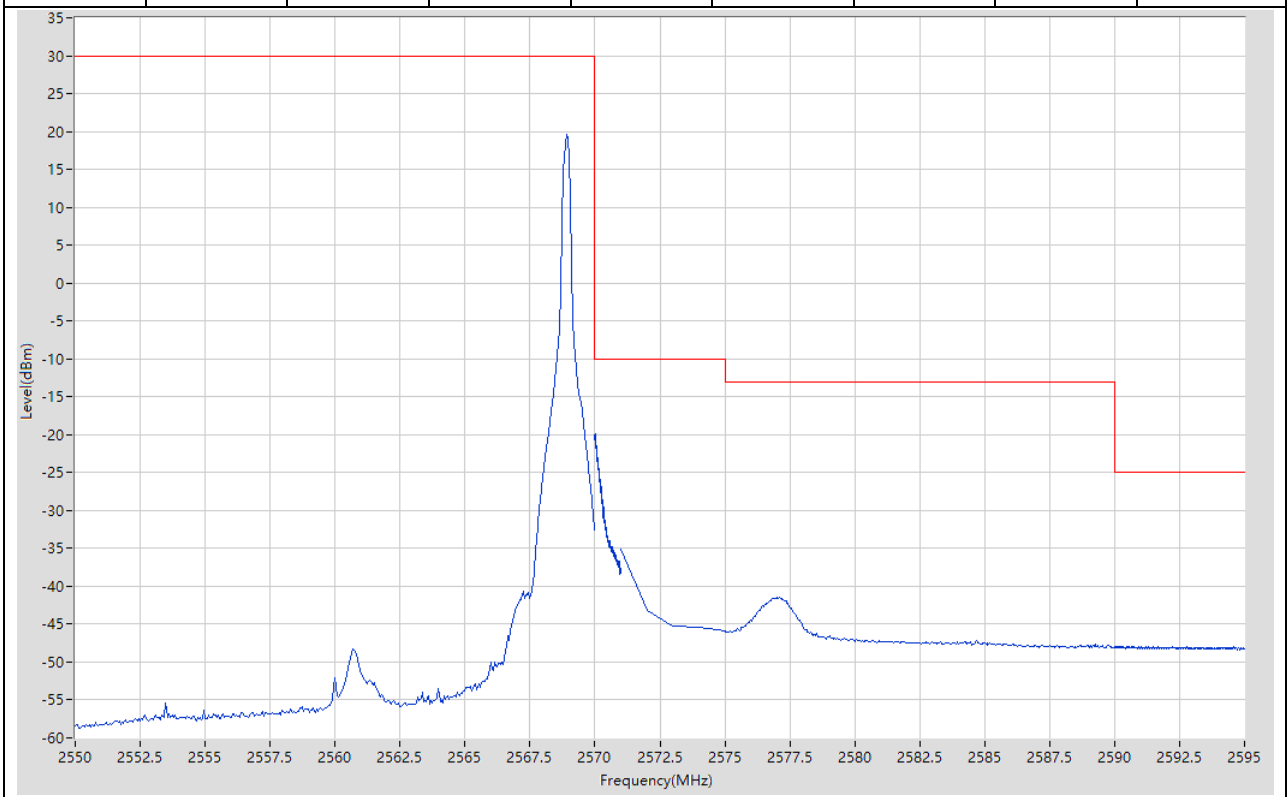
**11.30. LTE Band Edge\_Part22-24-27(NTNV)(Subtest:30, Channel:21350, Bandwidth:20, Modulation:QPSK, RB Number: 100, RB Position:HIGH)**

Start Frequency (MHz)	Stop Frequency (MHz)	RBW (MHz)	Detector	Frequency (MHz)	Power (dBm)	Limit (dBm)	Verdict	Sweep Point
2550	2570	0.1	RMS	2553.6	0.01	30	Pass	401
2570	2571	0.51	RMS	2570.008	-25.79	-10	Pass	401
2571	2575	1	RMS	2571	-27.55	-10	Pass	5
2575	2590	1	RMS	2575.45	-34.33	-13	Pass	401
2590	2595	1	RMS	2590.013	-44.98	-25	Pass	401



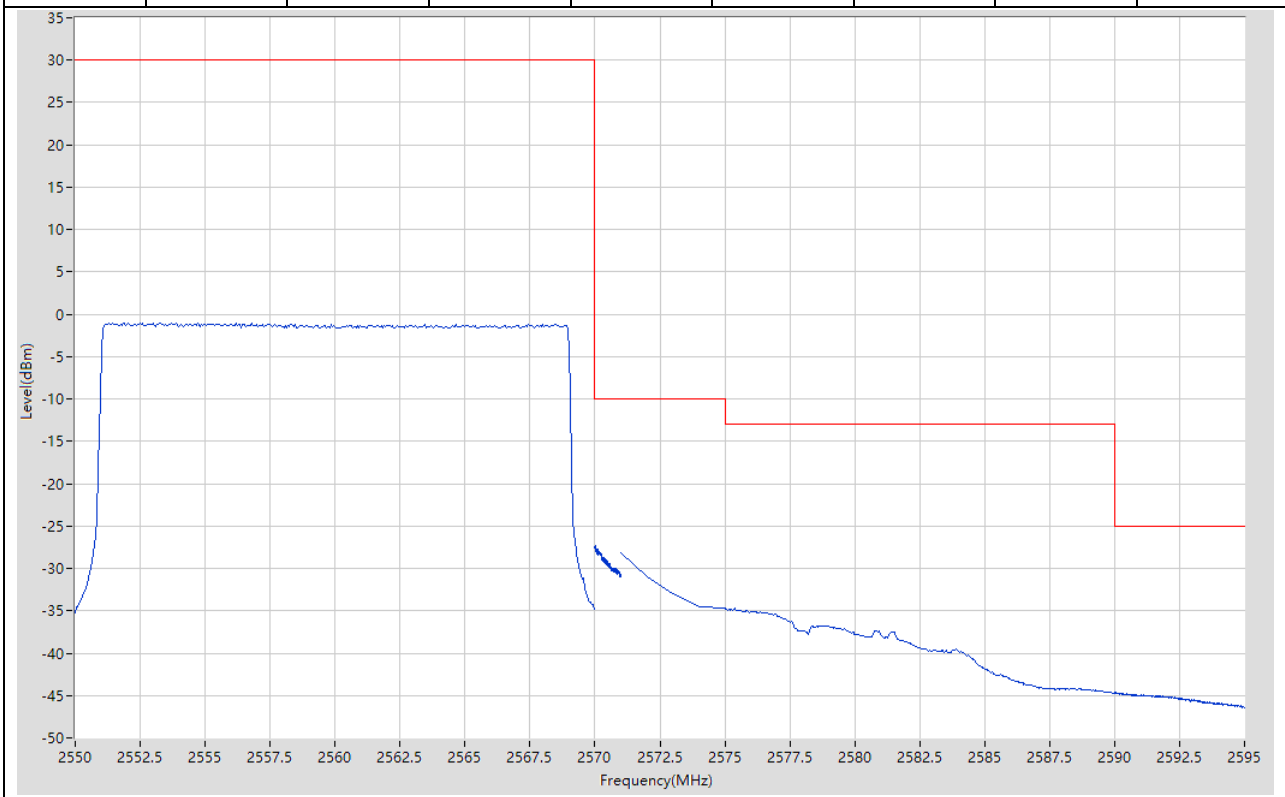
**11.31. LTE Band Edge\_Part22-24-27(NTNV)(Subtest:31, Channel:21350, Bandwidth:20, Modulation:Q16, RB Number: 1, RB Position:HIGH)**

Start Frequency (MHz)	Stop Frequency (MHz)	RBW (MHz)	Detector	Frequency (MHz)	Power (dBm)	Limit (dBm)	Verdict	Sweep Point
2550	2570	0.1	RMS	2568.9	19.62	30	Pass	401
2570	2571	0.51	RMS	2570.008	-19.86	-10	Pass	401
2571	2575	1	RMS	2571	-35.14	-10	Pass	5
2575	2590	1	RMS	2577.1	-41.52	-13	Pass	401
2590	2595	1	RMS	2590.263	-47.88	-25	Pass	401



**11.32. LTE Band Edge\_Part22-24-27(NTNV)(Subtest:32, Channel:21350, Bandwidth:20, Modulation:Q16, RB Number: 100, RB Position:HIGH)**

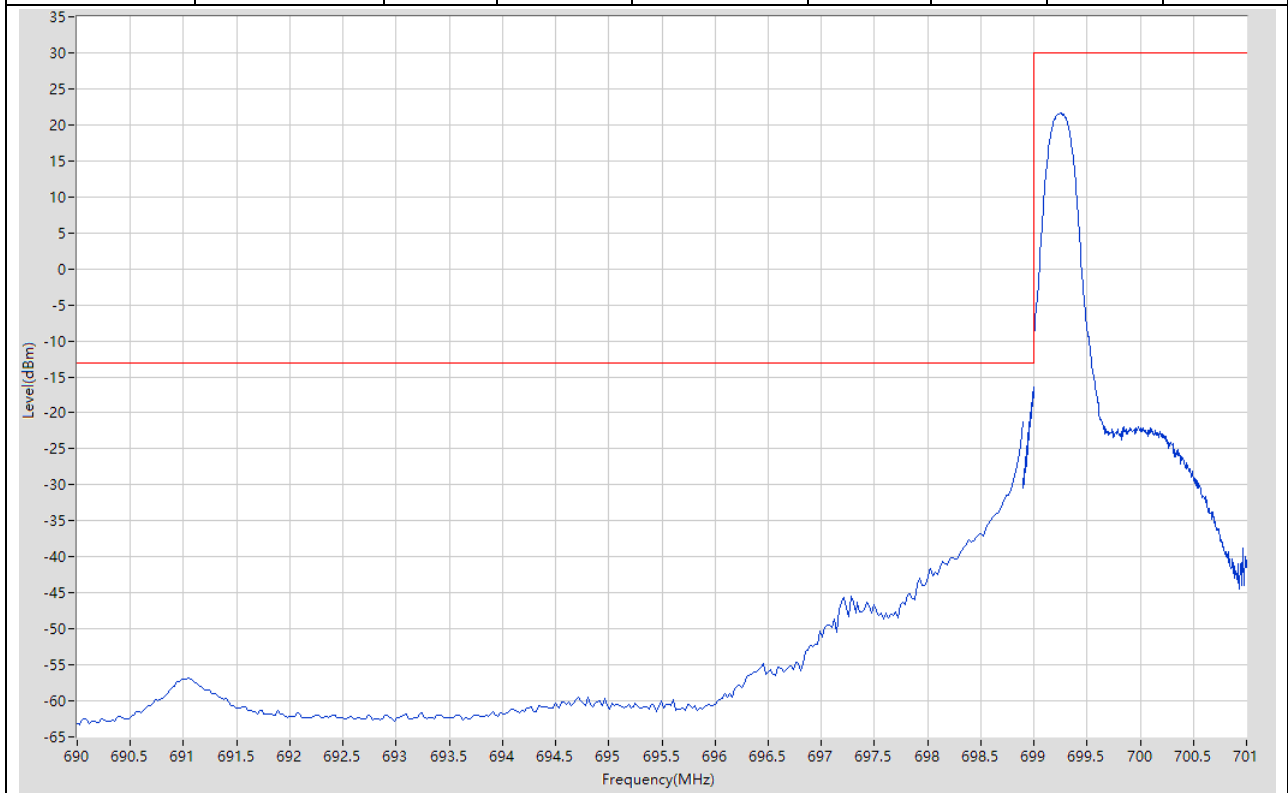
Start Frequency (MHz)	Stop Frequency (MHz)	RBW (MHz)	Detector	Frequency (MHz)	Power (dBm)	Limit (dBm)	Verdict	Sweep Point
2550	2570	0.1	RMS	2551.3	-0.97	30	Pass	401
2570	2571	0.51	RMS	2570.008	-27.25	-10	Pass	401
2571	2575	1	RMS	2571	-28.1	-10	Pass	5
2575	2590	1	RMS	2575.375	-34.73	-13	Pass	401
2590	2595	1	RMS	2590.063	-44.6	-25	Pass	401



## 12. LTE\_Band12

### 12.1. LTE Band Edge\_Part22-24-27(NTNV)(Subtest:1, Channel:23017, Bandwidth:1.4, Modulation:QPSK, RB Number: 1, RB Position:LOW)

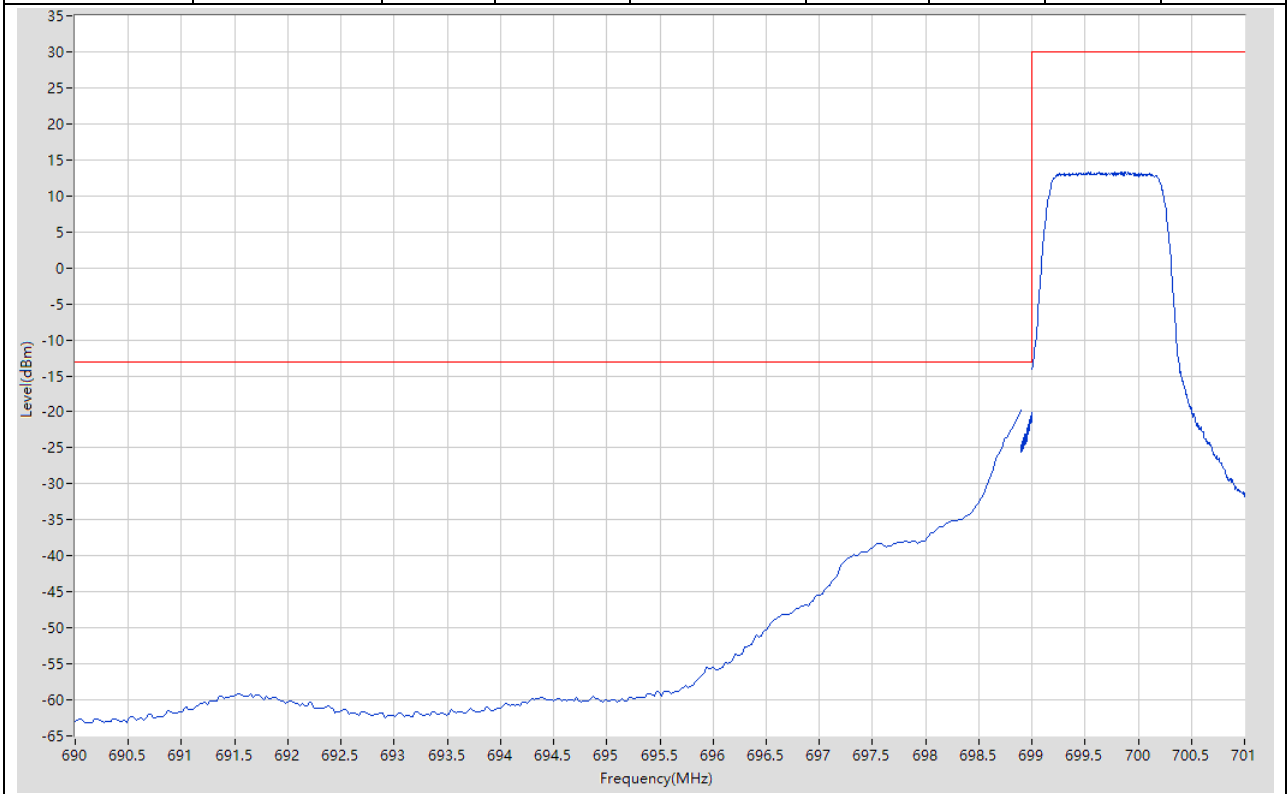
Start Frequency (MHz)	Stop Frequency (MHz)	RBW (MHz)	Detector	Frequency (MHz)	Power (dBm)	Limit (dBm)	Verdict	Sweep Point
690	698.9	0.1	RMS	698.9	-21.22	-13	Pass	401
698.9	699	0.03	RMS	699	-16.45	-13	Pass	401
699	701	0.1	RMS	699.26	21.64	30	Pass	401





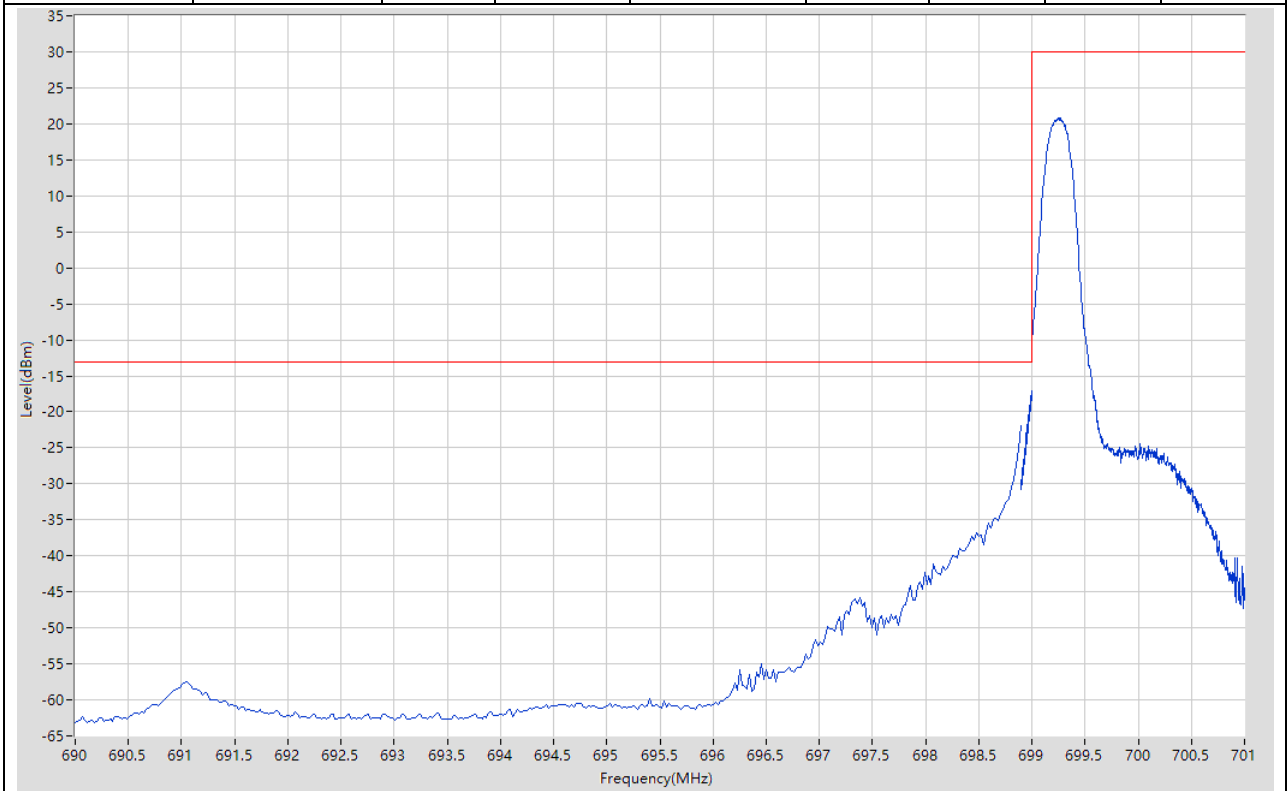
**12.2. LTE Band Edge\_Part22-24-27(NTNV)(Subtest:2, Channel:23017, Bandwidth:1.4, Modulation:QPSK, RB Number: 6, RB Position:LOW)**

Start Frequency (MHz)	Stop Frequency (MHz)	RBW (MHz)	Detector	Frequency (MHz)	Power (dBm)	Limit (dBm)	Verdict	Sweep Point
690	698.9	0.1	RMS	698.9	-19.82	-13	Pass	401
698.9	699	0.03	RMS	698.999	-20.08	-13	Pass	401
699	701	0.1	RMS	699.905	13.33	30	Pass	401



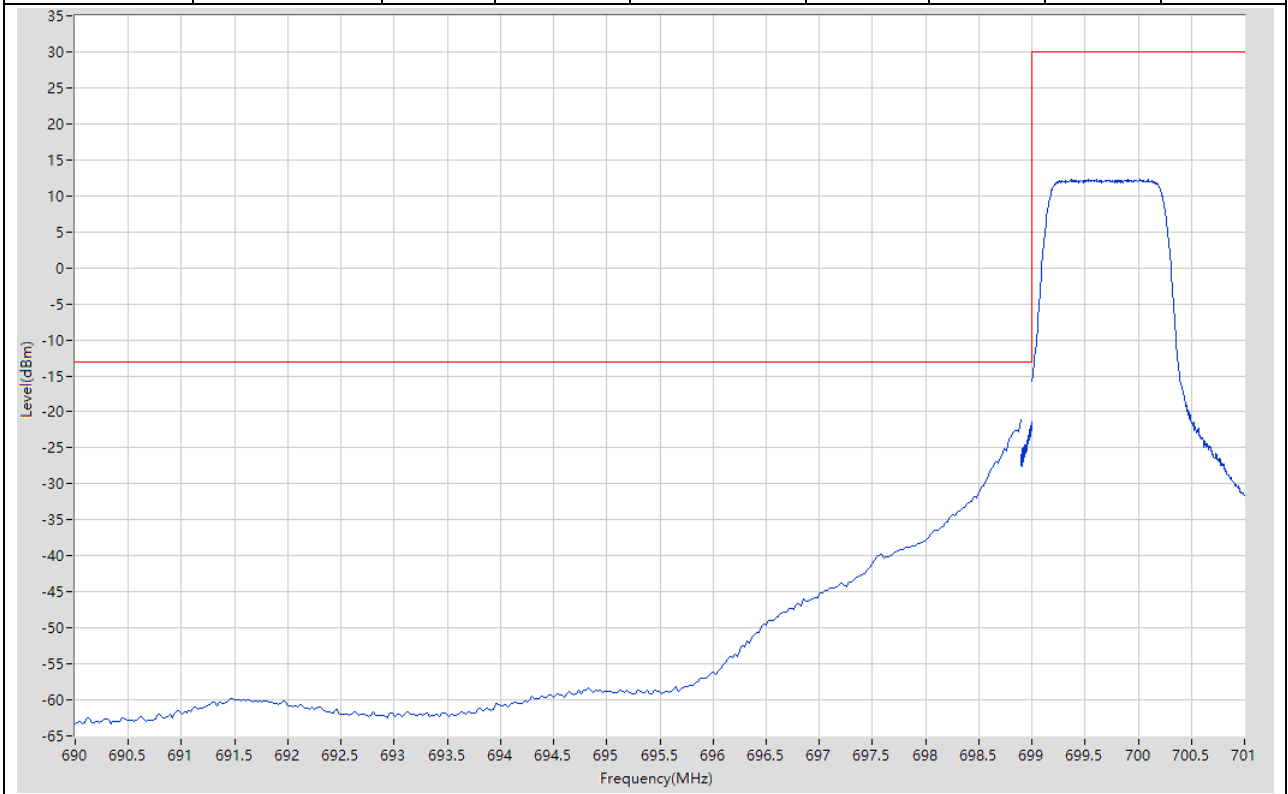
**12.3. LTE Band Edge\_Part22-24-27(NTNV)(Subtest:3, Channel:23017, Bandwidth:1.4, Modulation:Q16, RB Number: 1, RB Position:LOW)**

Start Frequency (MHz)	Stop Frequency (MHz)	RBW (MHz)	Detector	Frequency (MHz)	Power (dBm)	Limit (dBm)	Verdict	Sweep Point
690	698.9	0.1	RMS	698.9	-21.89	-13	Pass	401
698.9	699	0.03	RMS	698.999	-17.11	-13	Pass	401
699	701	0.1	RMS	699.25	20.78	30	Pass	401



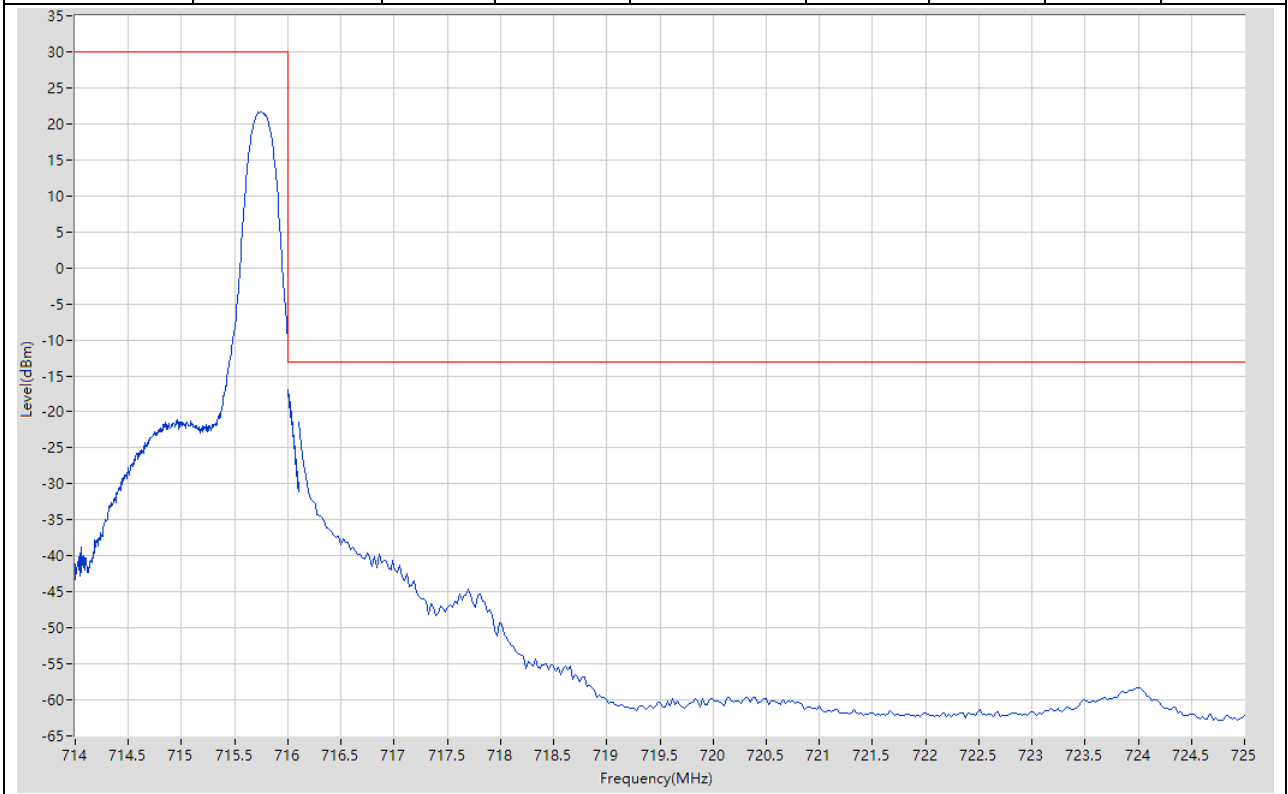
**12.4. LTE Band Edge\_Part22-24-27(NTNV)(Subtest:4, Channel:23017, Bandwidth:1.4, Modulation:Q16, RB Number: 6, RB Position:LOW)**

Start Frequency (MHz)	Stop Frequency (MHz)	RBW (MHz)	Detector	Frequency (MHz)	Power (dBm)	Limit (dBm)	Verdict	Sweep Point
690	698.9	0.1	RMS	698.9	-21.02	-13	Pass	401
698.9	699	0.03	RMS	698.999	-21.37	-13	Pass	401
699	701	0.1	RMS	699.905	12.28	30	Pass	401



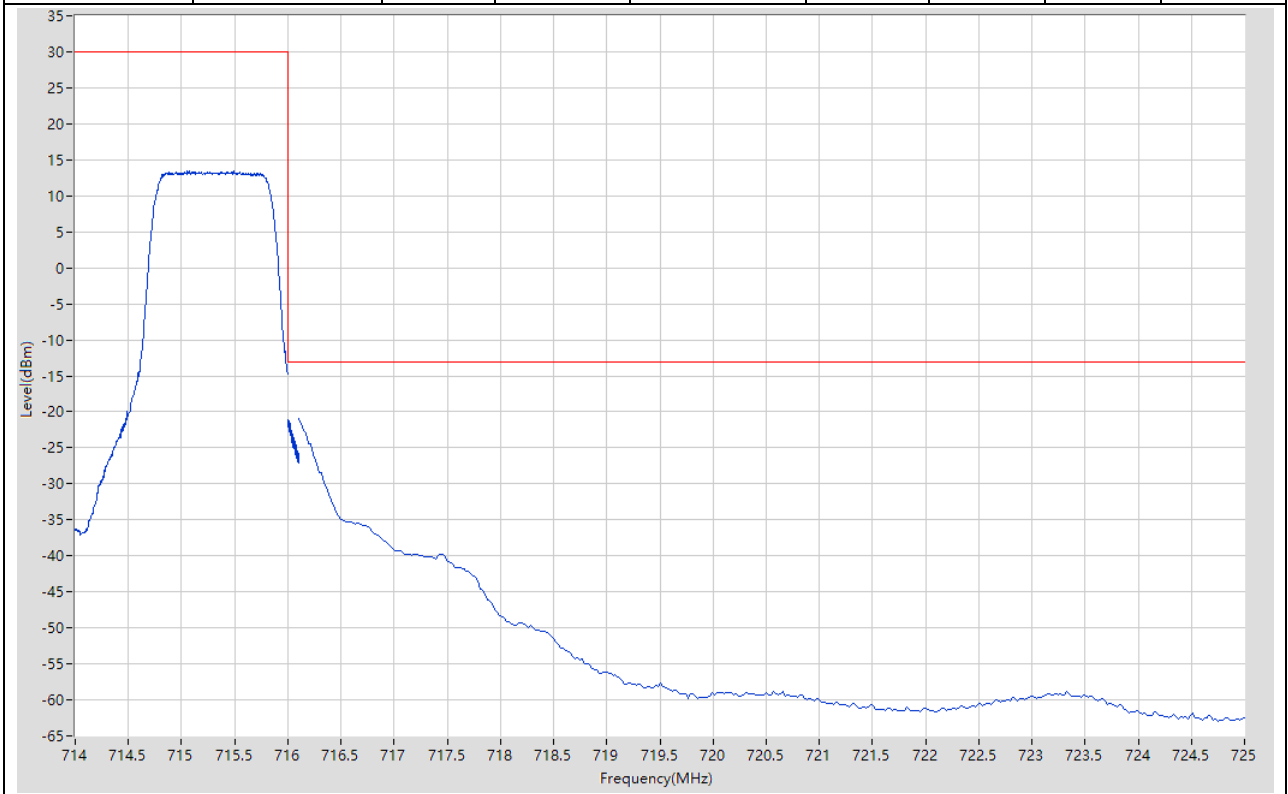
**12.5. LTE Band Edge\_Part22-24-27(NTNV)(Subtest:5, Channel:23173, Bandwidth:1.4, Modulation:QPSK, RB Number: 1, RB Position:HIGH)**

Start Frequency (MHz)	Stop Frequency (MHz)	RBW (MHz)	Detector	Frequency (MHz)	Power (dBm)	Limit (dBm)	Verdict	Sweep Point
714	716	0.1	RMS	715.74	21.66	30	Pass	401
716	716.1	0.03	RMS	716	-16.97	-13	Pass	401
716.1	725	0.1	RMS	716.1	-21.49	-13	Pass	401



**12.6. LTE Band Edge\_Part22-24-27(NTNV)(Subtest:6, Channel:23173, Bandwidth:1.4, Modulation:QPSK, RB Number: 6, RB Position:HIGH)**

Start Frequency (MHz)	Stop Frequency (MHz)	RBW (MHz)	Detector	Frequency (MHz)	Power (dBm)	Limit (dBm)	Verdict	Sweep Point
714	716	0.1	RMS	715.49	13.49	30	Pass	401
716	716.1	0.03	RMS	716	-21.09	-13	Pass	401
716.1	725	0.1	RMS	716.1	-20.94	-13	Pass	401



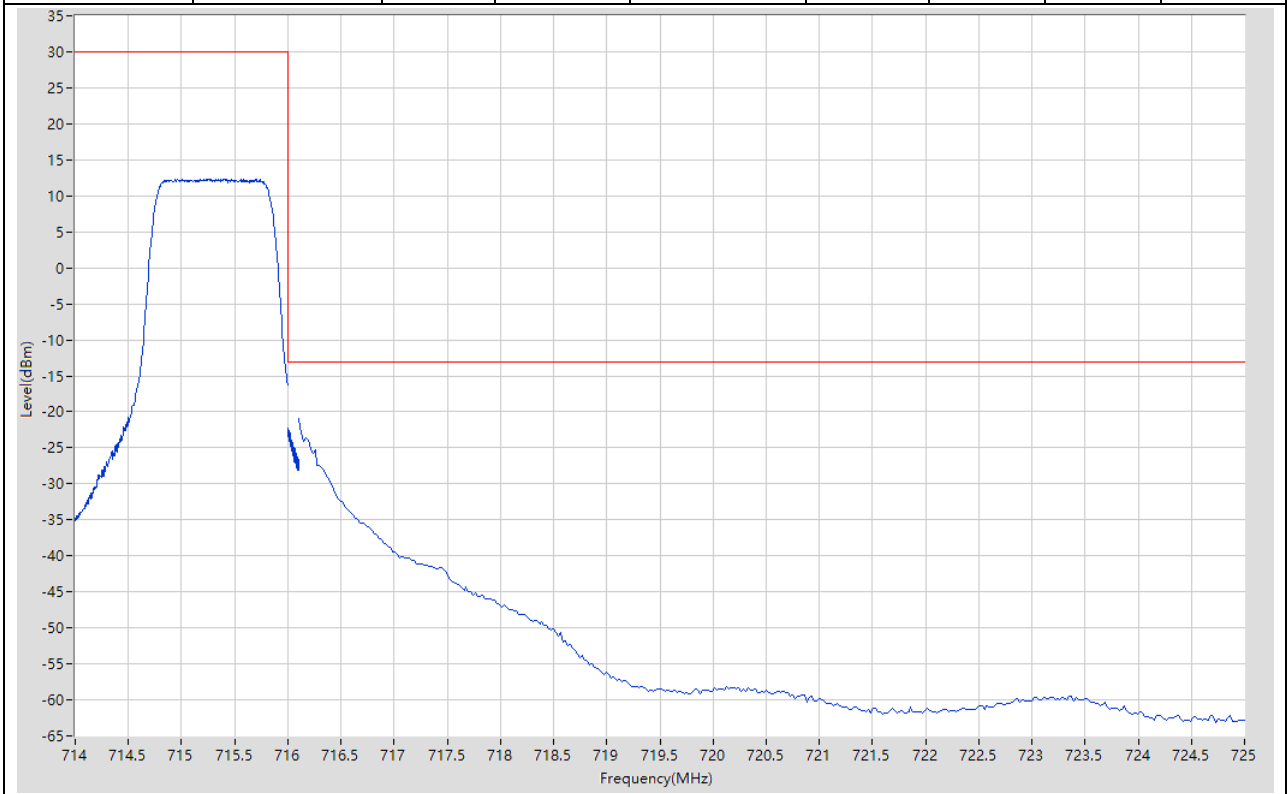
**12.7. LTE Band Edge\_Part22-24-27(NTNV)(Subtest:7, Channel:23173, Bandwidth:1.4, Modulation:Q16, RB Number: 1, RB Position:HIGH)**

Start Frequency (MHz)	Stop Frequency (MHz)	RBW (MHz)	Detector	Frequency (MHz)	Power (dBm)	Limit (dBm)	Verdict	Sweep Point
714	716	0.1	RMS	715.735	20.88	30	Pass	401
716	716.1	0.03	RMS	716.003	-17.73	-13	Pass	401
716.1	725	0.1	RMS	716.1	-22.12	-13	Pass	401



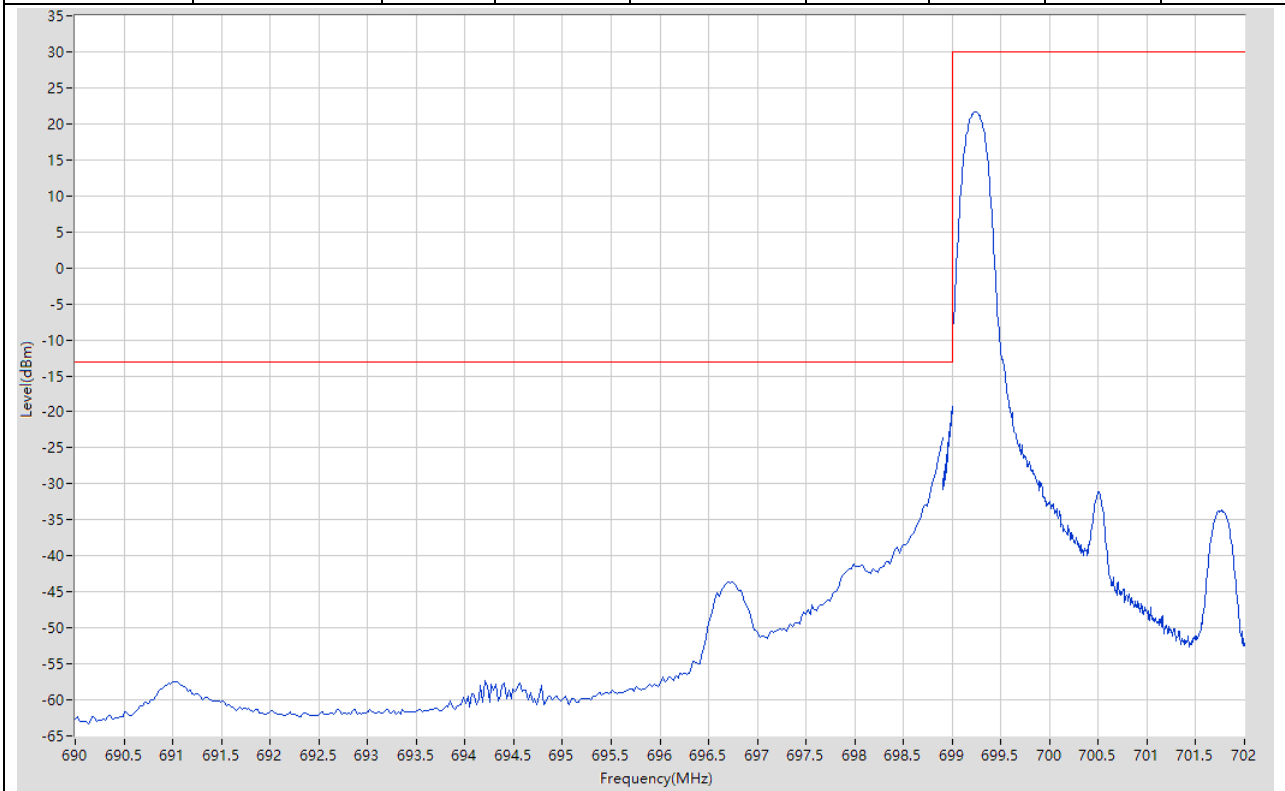
**12.8. LTE Band Edge\_Part22-24-27(NTNV)(Subtest:8, Channel:23173, Bandwidth:1.4, Modulation:Q16, RB Number: 6, RB Position:HIGH)**

Start Frequency (MHz)	Stop Frequency (MHz)	RBW (MHz)	Detector	Frequency (MHz)	Power (dBm)	Limit (dBm)	Verdict	Sweep Point
714	716	0.1	RMS	715.345	12.37	30	Pass	401
716	716.1	0.03	RMS	716.006	-22.29	-13	Pass	401
716.1	725	0.1	RMS	716.1	-20.91	-13	Pass	401



**12.9. LTE Band Edge\_Part22-24-27(NTNV)(Subtest:9, Channel:23025, Bandwidth:3, Modulation:QPSK, RB Number: 1, RB Position:LOW)**

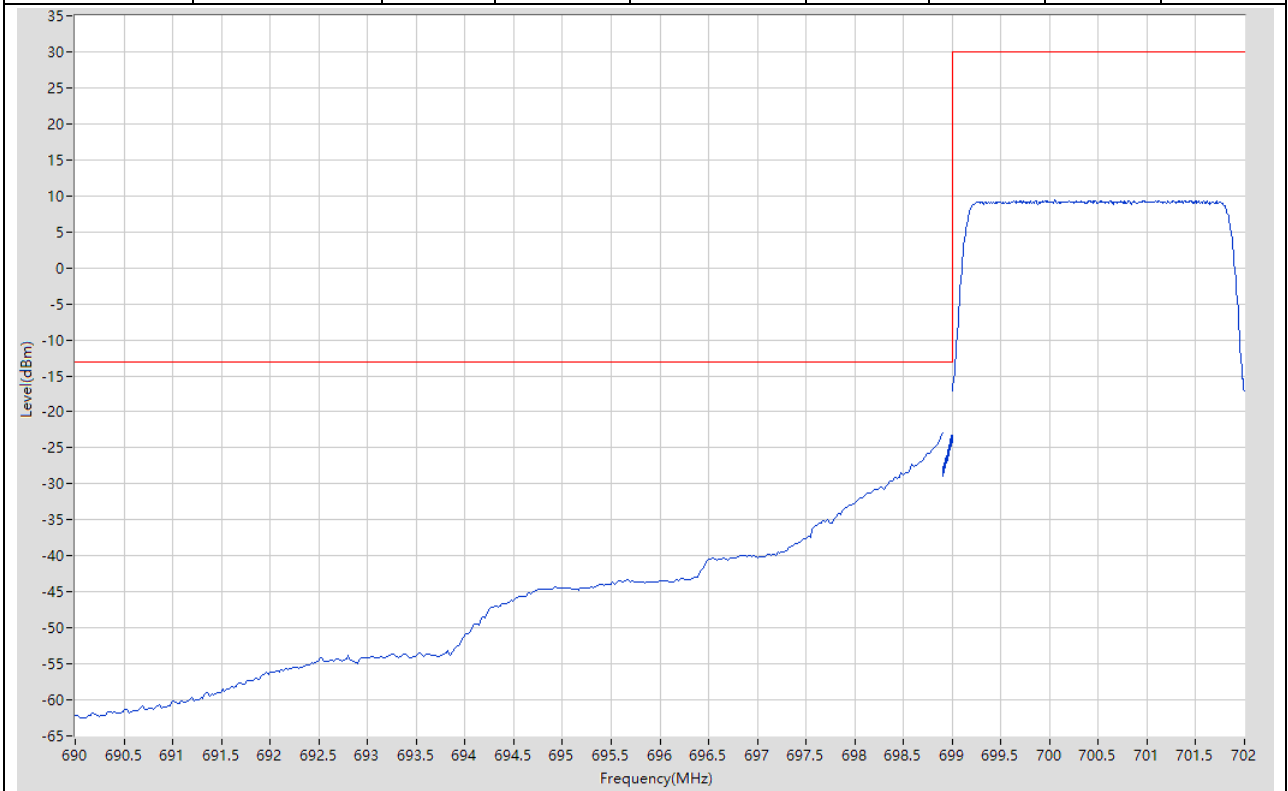
Start Frequency (MHz)	Stop Frequency (MHz)	RBW (MHz)	Detector	Frequency (MHz)	Power (dBm)	Limit (dBm)	Verdict	Sweep Point
690	698.9	0.1	RMS	698.9	-23.53	-13	Pass	401
698.9	699	0.03	RMS	698.999	-19.31	-13	Pass	401
699	702	0.1	RMS	699.248	21.62	30	Pass	401





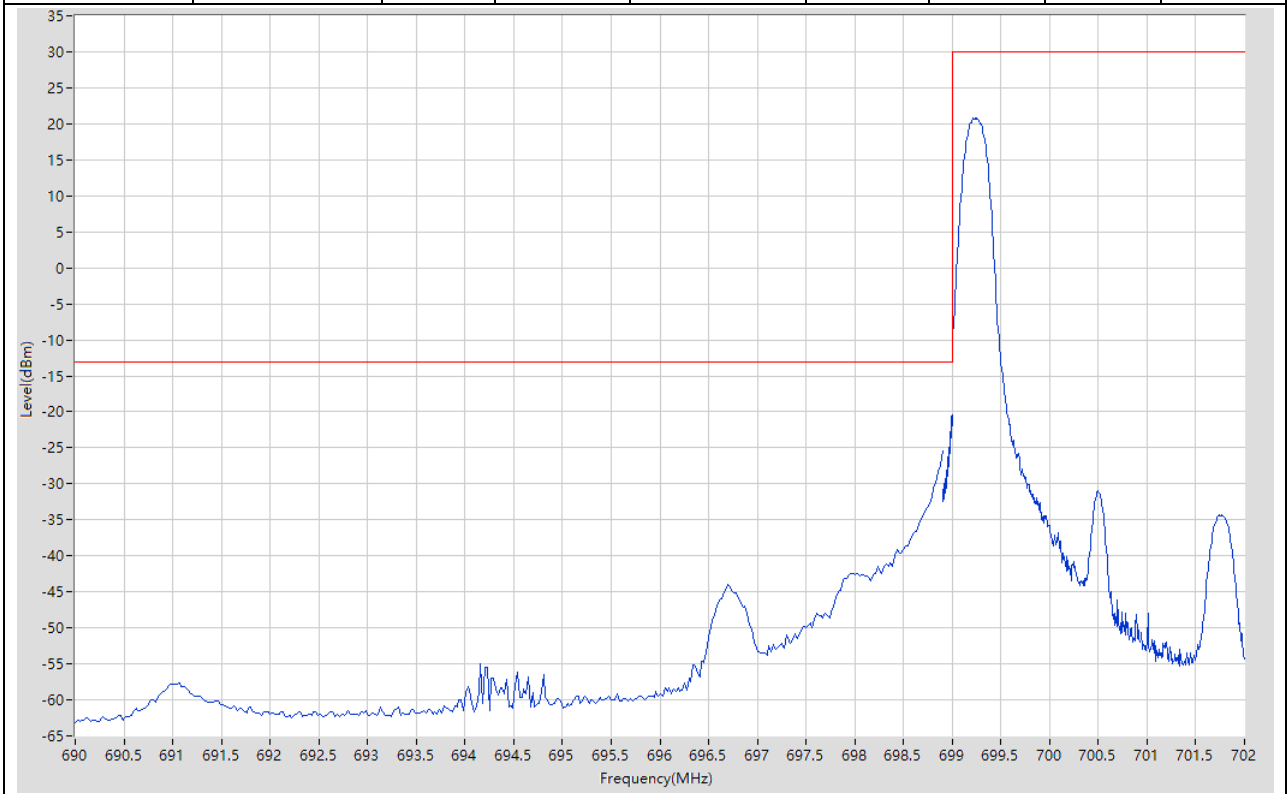
**12.10. LTE Band Edge\_Part22-24-27(NTNV)(Subtest:10, Channel:23025, Bandwidth:3, Modulation:QPSK, RB Number: 15, RB Position:LOW)**

Start Frequency (MHz)	Stop Frequency (MHz)	RBW (MHz)	Detector	Frequency (MHz)	Power (dBm)	Limit (dBm)	Verdict	Sweep Point
690	698.9	0.1	RMS	698.9	-22.96	-13	Pass	401
698.9	699	0.03	RMS	698.999	-23.23	-13	Pass	401
699	702	0.1	RMS	700.05	9.44	30	Pass	401



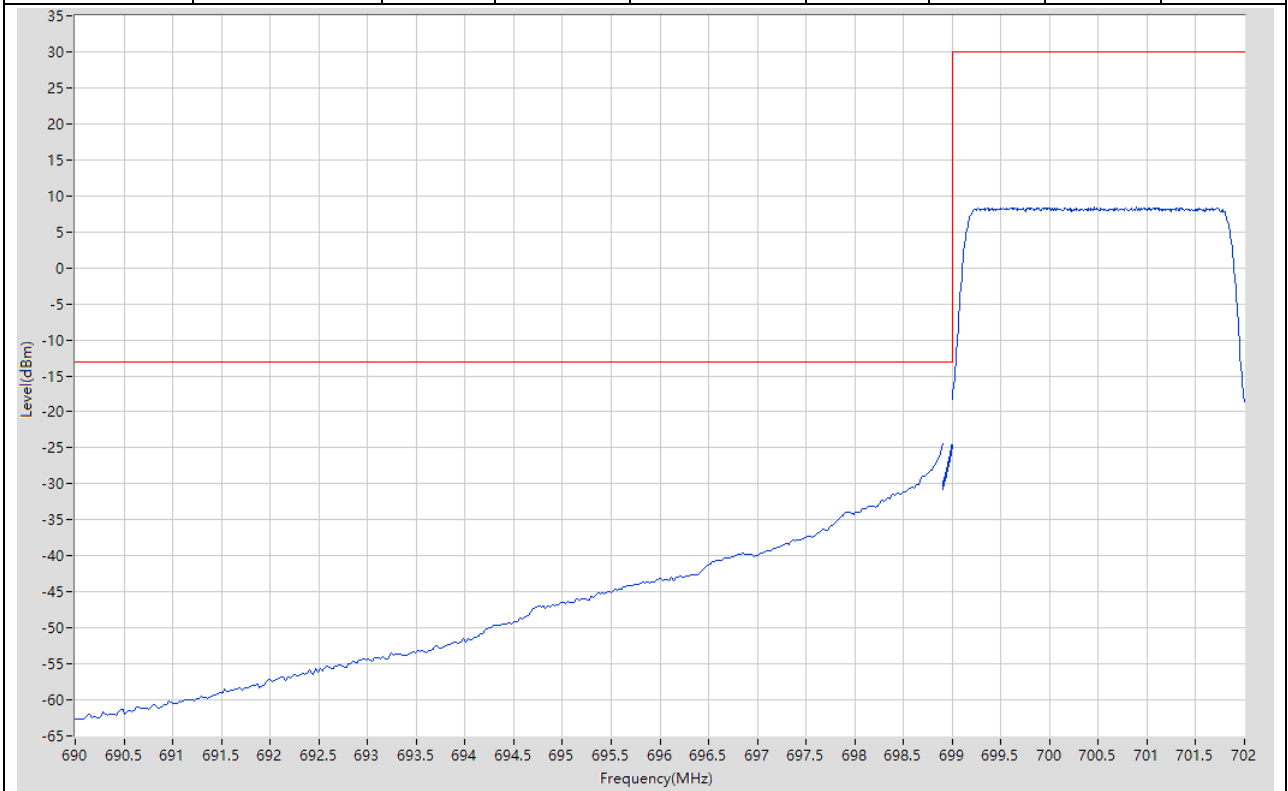
**12.11. LTE Band Edge\_Part22-24-27(NTNV)(Subtest:11, Channel:23025, Bandwidth:3, Modulation:Q16, RB Number: 1, RB Position:LOW)**

Start Frequency (MHz)	Stop Frequency (MHz)	RBW (MHz)	Detector	Frequency (MHz)	Power (dBm)	Limit (dBm)	Verdict	Sweep Point
690	698.9	0.1	RMS	698.9	-25.36	-13	Pass	401
698.9	699	0.03	RMS	699	-20.35	-13	Pass	401
699	702	0.1	RMS	699.248	20.81	30	Pass	401



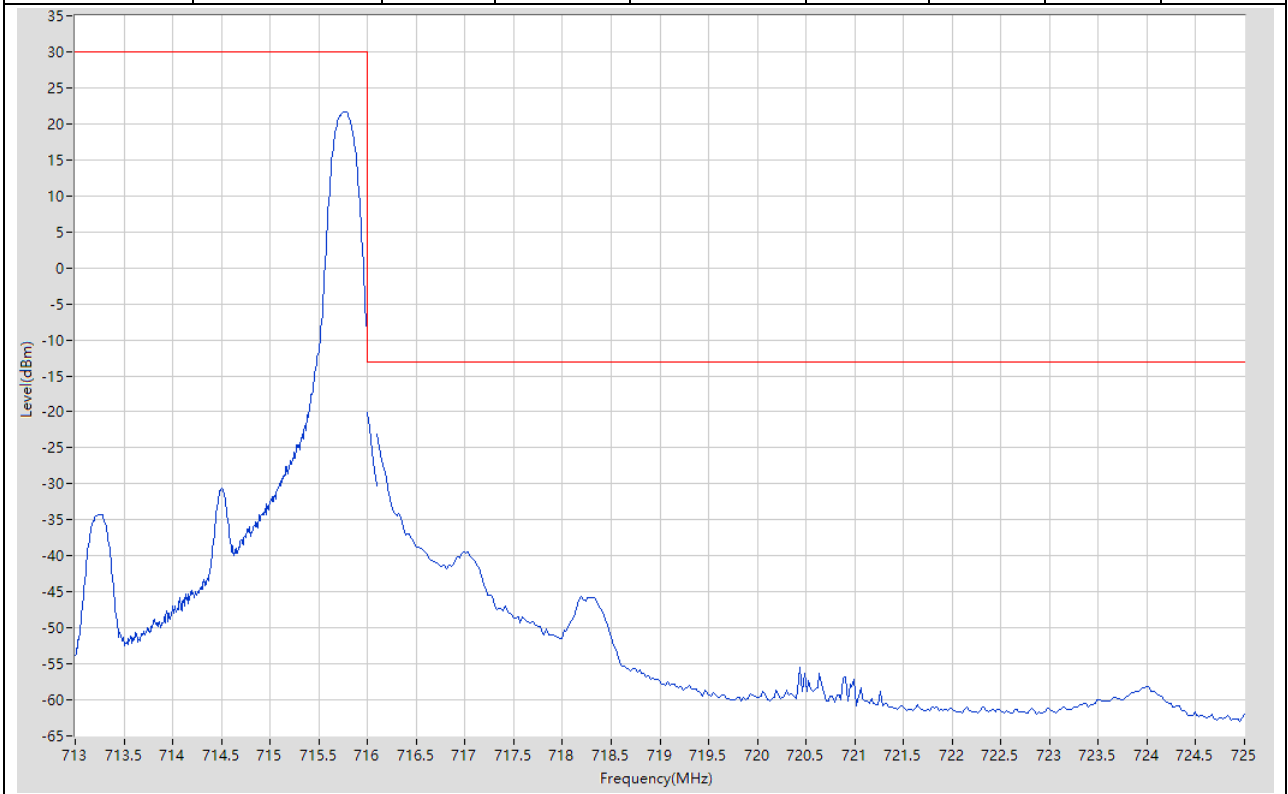
**12.12. LTE Band Edge\_Part22-24-27(NTNV)(Subtest:12, Channel:23025, Bandwidth:3, Modulation:Q16, RB Number: 15, RB Position:LOW)**

Start Frequency (MHz)	Stop Frequency (MHz)	RBW (MHz)	Detector	Frequency (MHz)	Power (dBm)	Limit (dBm)	Verdict	Sweep Point
690	698.9	0.1	RMS	698.9	-24.42	-13	Pass	401
698.9	699	0.03	RMS	698.996	-24.54	-13	Pass	401
699	702	0.1	RMS	700.463	8.4	30	Pass	401



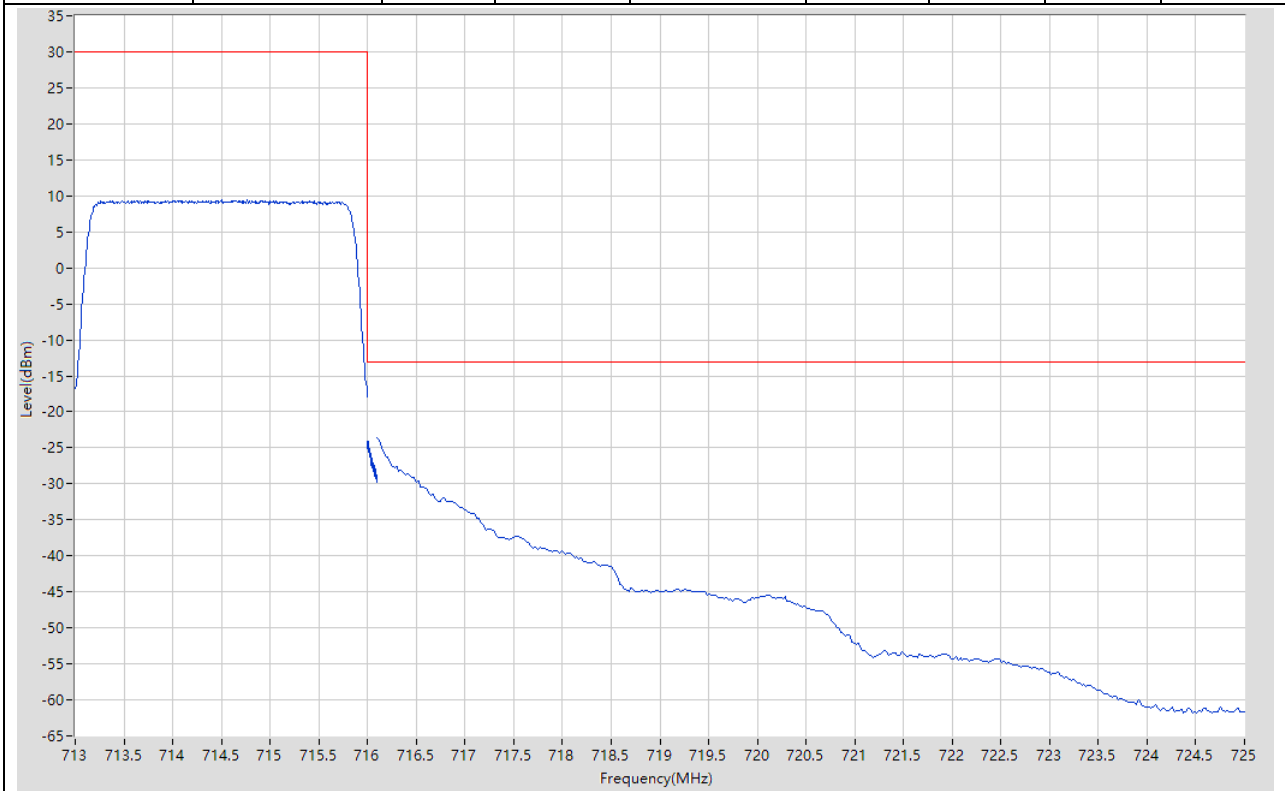
**12.13. LTE Band Edge\_Part22-24-27(NTNV)(Subtest:13, Channel:23165, Bandwidth:3, Modulation:QPSK, RB Number: 1, RB Position:HIGH)**

Start Frequency (MHz)	Stop Frequency (MHz)	RBW (MHz)	Detector	Frequency (MHz)	Power (dBm)	Limit (dBm)	Verdict	Sweep Point
713	716	0.1	RMS	715.783	21.72	30	Pass	401
716	716.1	0.03	RMS	716	-20.06	-13	Pass	5
716.1	725	0.1	RMS	716.1	-23.09	-13	Pass	401



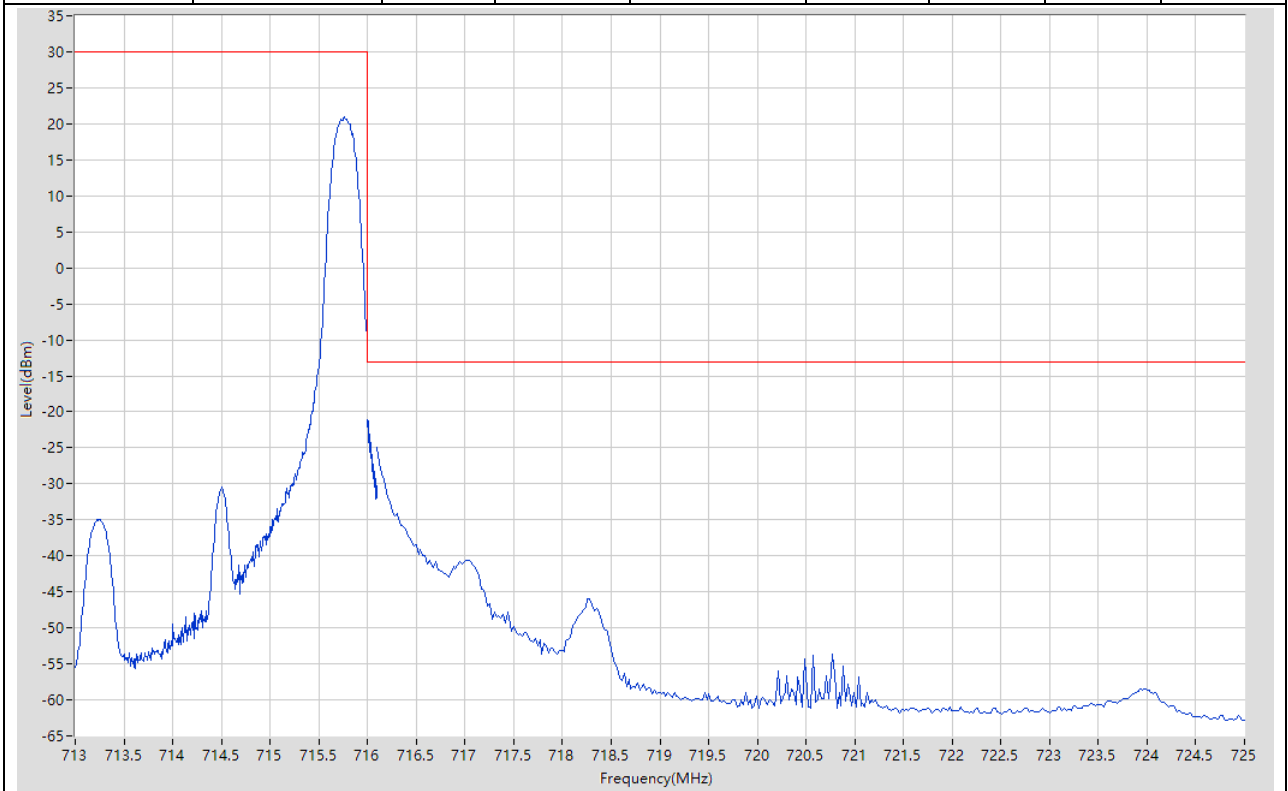
**12.14. LTE Band Edge\_Part22-24-27(NTNV)(Subtest:14, Channel:23165, Bandwidth:3, Modulation:QPSK, RB Number: 15, RB Position:HIGH)**

Start Frequency (MHz)	Stop Frequency (MHz)	RBW (MHz)	Detector	Frequency (MHz)	Power (dBm)	Limit (dBm)	Verdict	Sweep Point
713	716	0.1	RMS	714.5	9.41	30	Pass	401
716	716.1	0.03	RMS	716.003	-24.09	-13	Pass	401
716.1	725	0.1	RMS	716.1	-23.61	-13	Pass	401



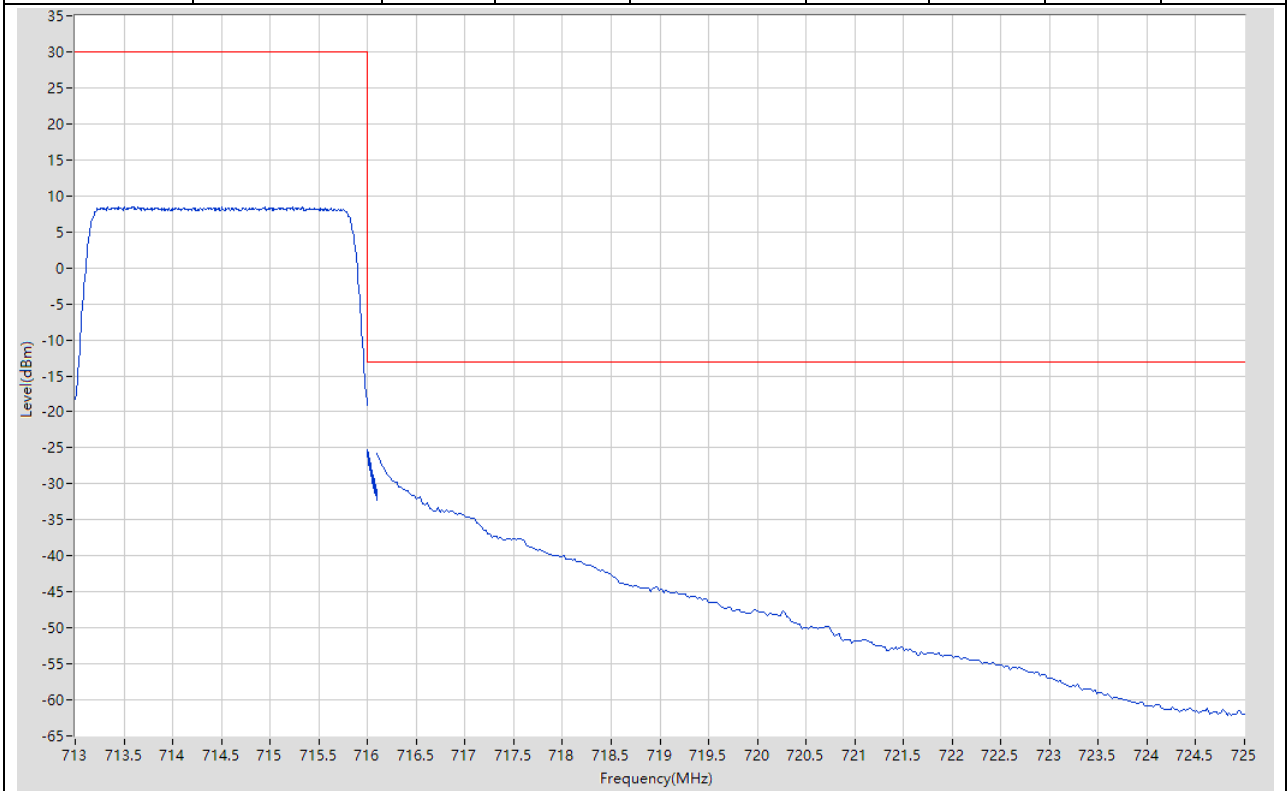
**12.15. LTE Band Edge\_Part22-24-27(NTNV)(Subtest:15, Channel:23165, Bandwidth:3, Modulation:Q16, RB Number: 1, RB Position:HIGH)**

Start Frequency (MHz)	Stop Frequency (MHz)	RBW (MHz)	Detector	Frequency (MHz)	Power (dBm)	Limit (dBm)	Verdict	Sweep Point
713	716	0.1	RMS	715.76	20.98	30	Pass	401
716	716.1	0.03	RMS	716.001	-21.07	-13	Pass	401
716.1	725	0.1	RMS	716.1	-24.87	-13	Pass	401



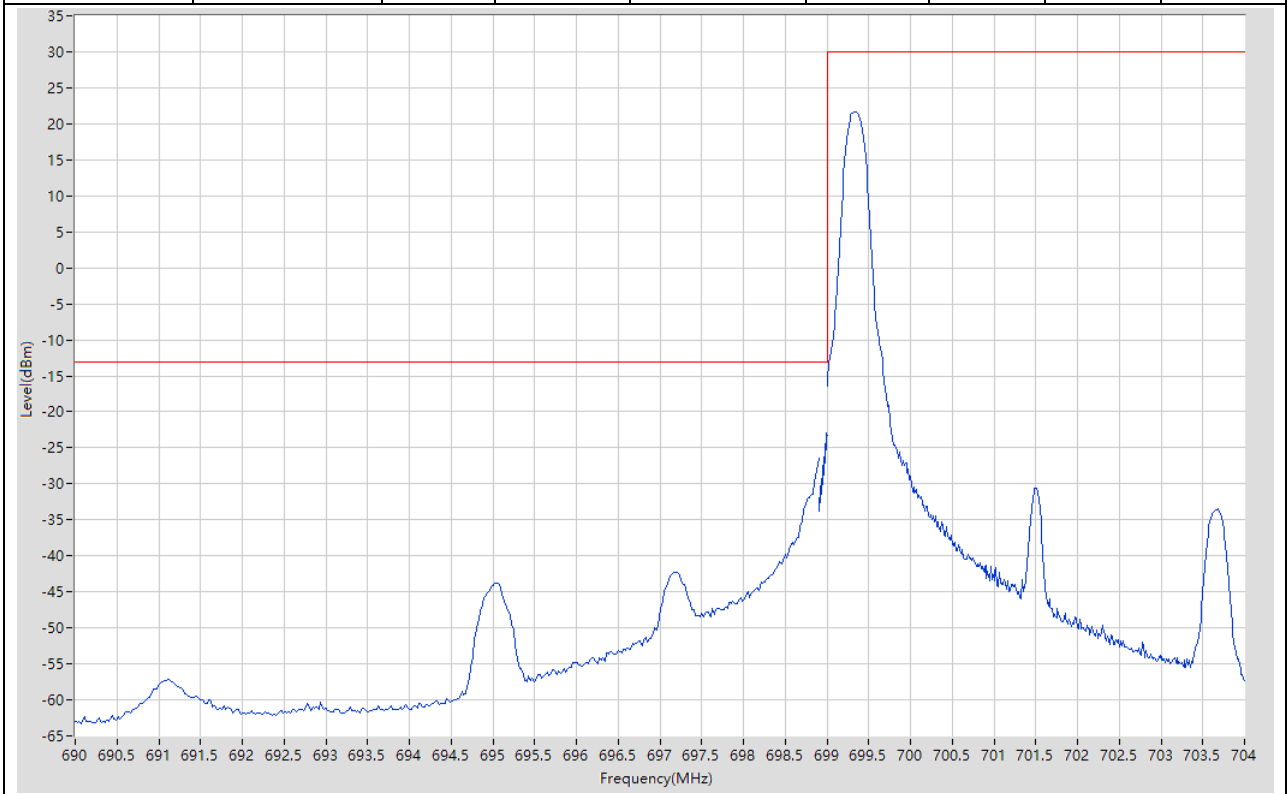
**12.16. LTE Band Edge\_Part22-24-27(NTNV)(Subtest:16, Channel:23165, Bandwidth:3, Modulation:Q16, RB Number: 15, RB Position:HIGH)**

Start Frequency (MHz)	Stop Frequency (MHz)	RBW (MHz)	Detector	Frequency (MHz)	Power (dBm)	Limit (dBm)	Verdict	Sweep Point
713	716	0.1	RMS	715.235	8.47	30	Pass	401
716	716.1	0.03	RMS	716.001	-25.21	-13	Pass	401
716.1	725	0.1	RMS	716.1	-25.7	-13	Pass	401



**12.17. LTE Band Edge\_Part22-24-27(NTNV)(Subtest:17, Channel:23035, Bandwidth:5, Modulation:QPSK, RB Number: 1, RB Position:LOW)**

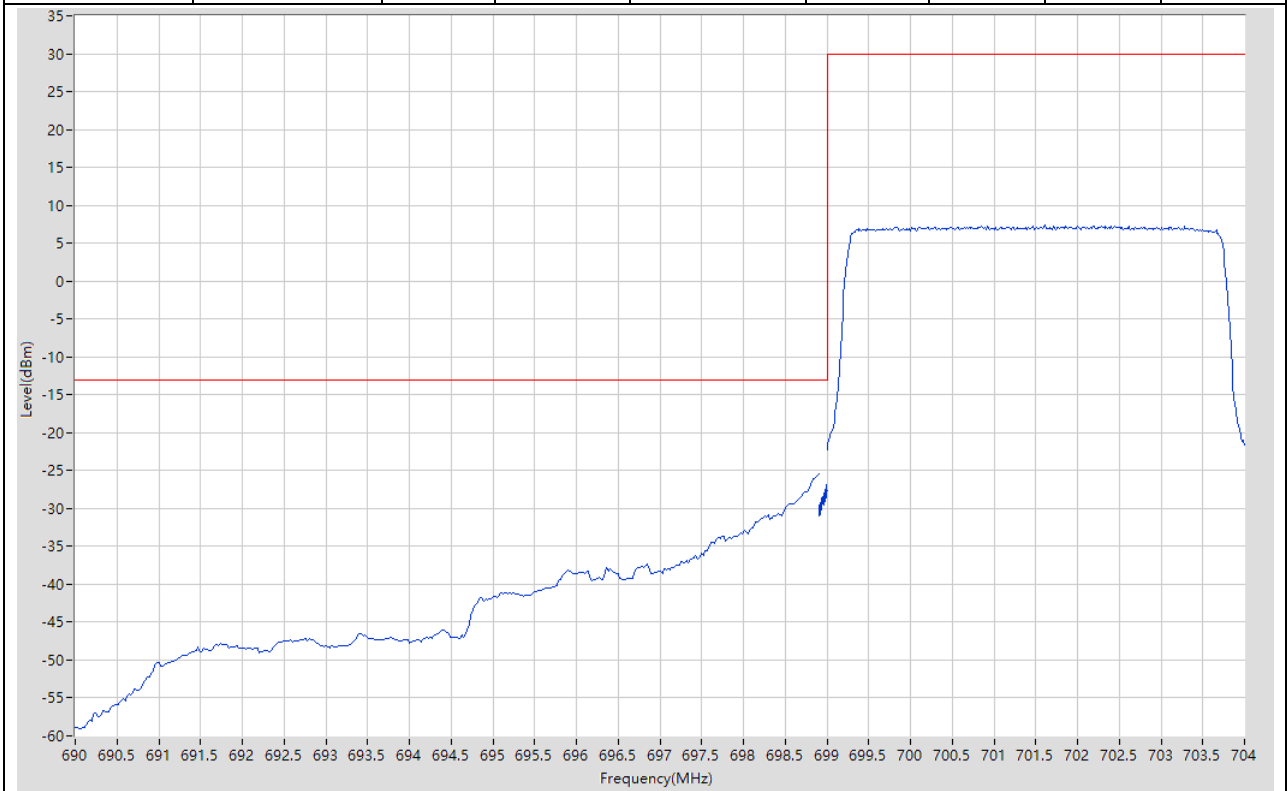
Start Frequency (MHz)	Stop Frequency (MHz)	RBW (MHz)	Detector	Frequency (MHz)	Power (dBm)	Limit (dBm)	Verdict	Sweep Point
690	698.9	0.1	RMS	698.9	-26.47	-13	Pass	401
698.9	699	0.03	RMS	698.999	-22.96	-13	Pass	401
699	704	0.1	RMS	699.35	21.63	30	Pass	401





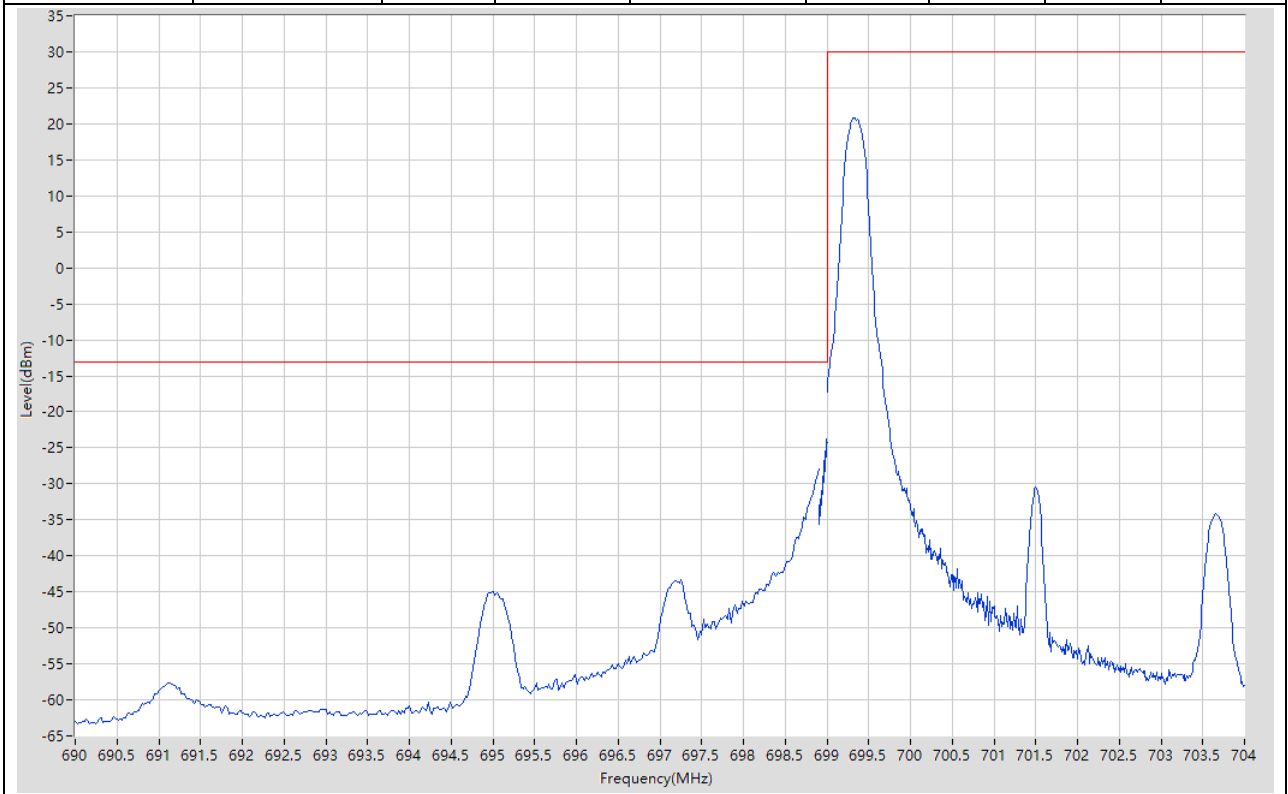
**12.18. LTE Band Edge\_Part22-24-27(NTNV)(Subtest:18, Channel:23035, Bandwidth:5, Modulation:QPSK, RB Number: 25, RB Position:LOW)**

Start Frequency (MHz)	Stop Frequency (MHz)	RBW (MHz)	Detector	Frequency (MHz)	Power (dBm)	Limit (dBm)	Verdict	Sweep Point
690	698.9	0.1	RMS	698.9	-25.41	-13	Pass	401
698.9	699	0.03	RMS	698.999	-26.85	-13	Pass	401
699	704	0.1	RMS	701.613	7.33	30	Pass	401



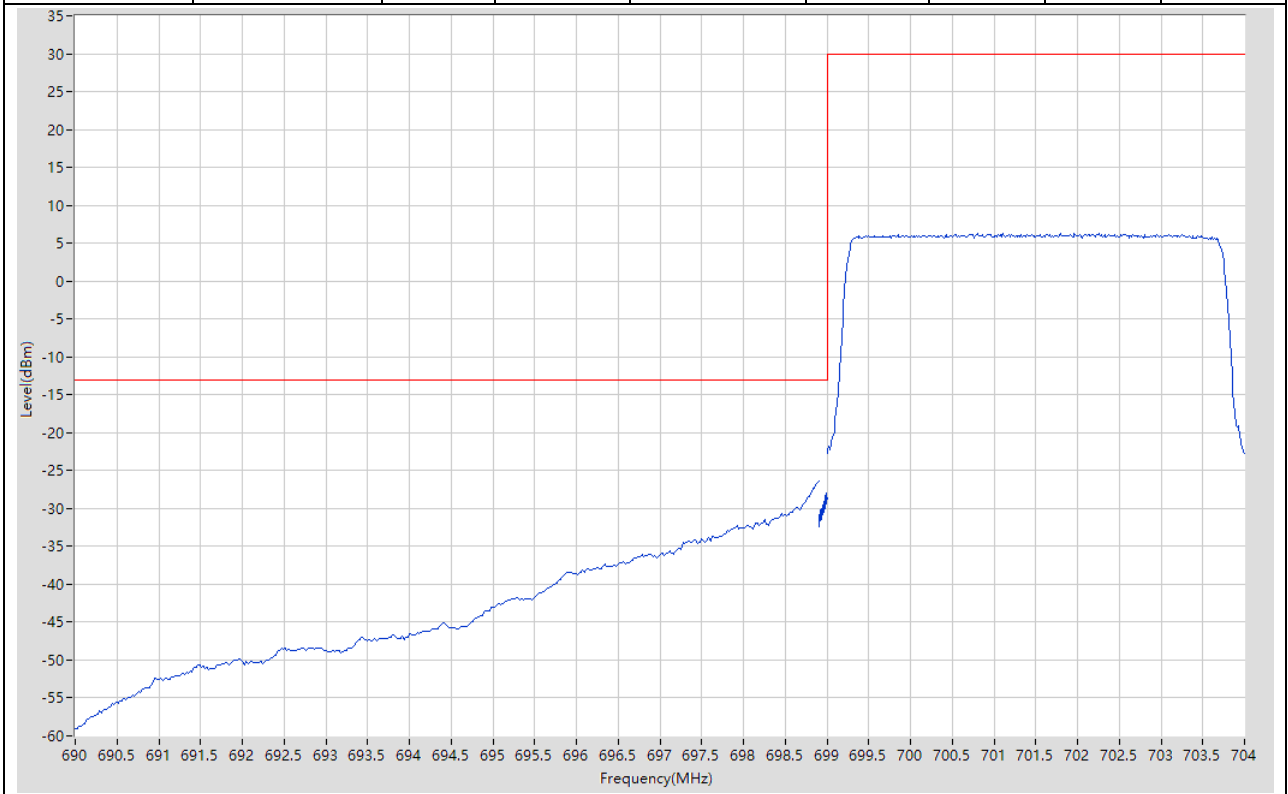
**12.19. LTE Band Edge\_Part22-24-27(NTNV)(Subtest:19, Channel:23035, Bandwidth:5, Modulation:Q16, RB Number: 1, RB Position:LOW)**

Start Frequency (MHz)	Stop Frequency (MHz)	RBW (MHz)	Detector	Frequency (MHz)	Power (dBm)	Limit (dBm)	Verdict	Sweep Point
690	698.9	0.1	RMS	698.9	-27.99	-13	Pass	401
698.9	699	0.03	RMS	699	-23.7	-13	Pass	401
699	704	0.1	RMS	699.313	20.85	30	Pass	401



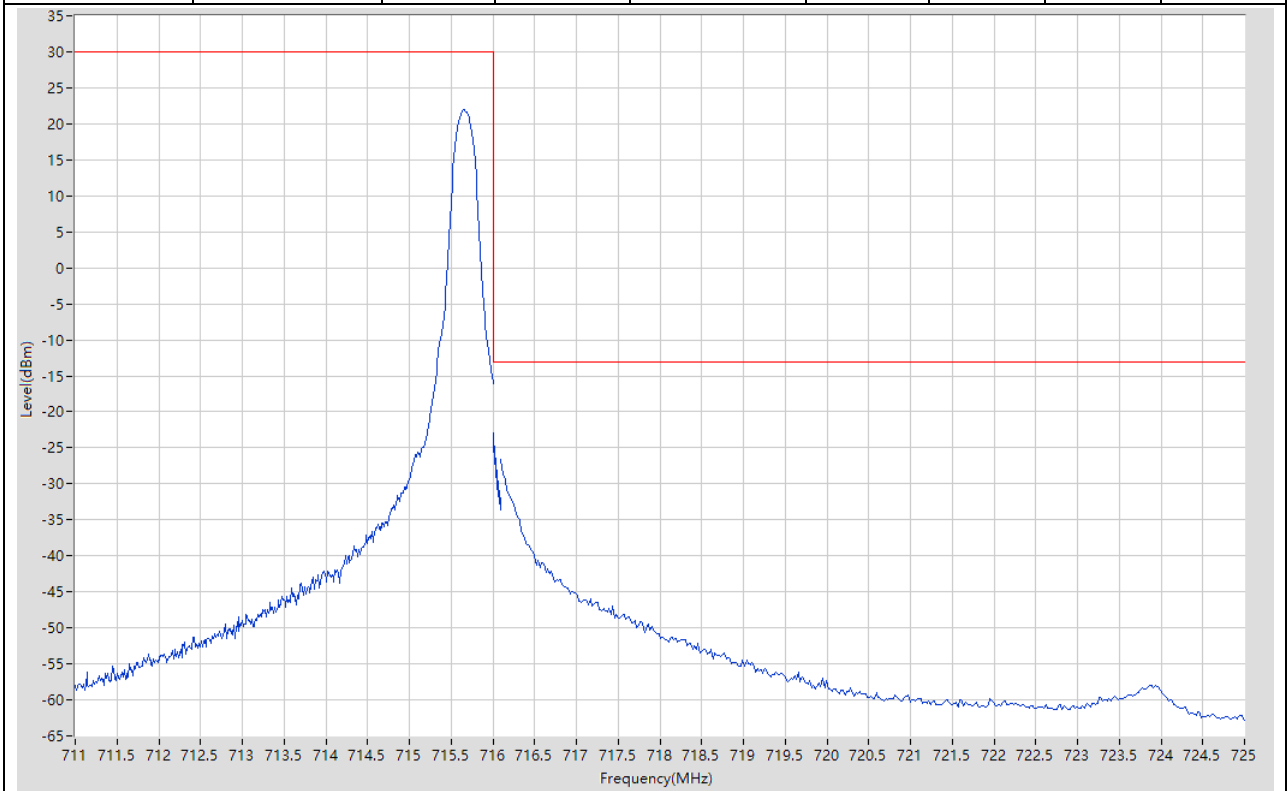
**12.20. LTE Band Edge\_Part22-24-27(NTNV)(Subtest:20, Channel:23035, Bandwidth:5, Modulation:Q16, RB Number: 25, RB Position:LOW)**

Start Frequency (MHz)	Stop Frequency (MHz)	RBW (MHz)	Detector	Frequency (MHz)	Power (dBm)	Limit (dBm)	Verdict	Sweep Point
690	698.9	0.1	RMS	698.9	-26.43	-13	Pass	401
698.9	699	0.03	RMS	698.998	-27.95	-13	Pass	401
699	704	0.1	RMS	700.813	6.28	30	Pass	401



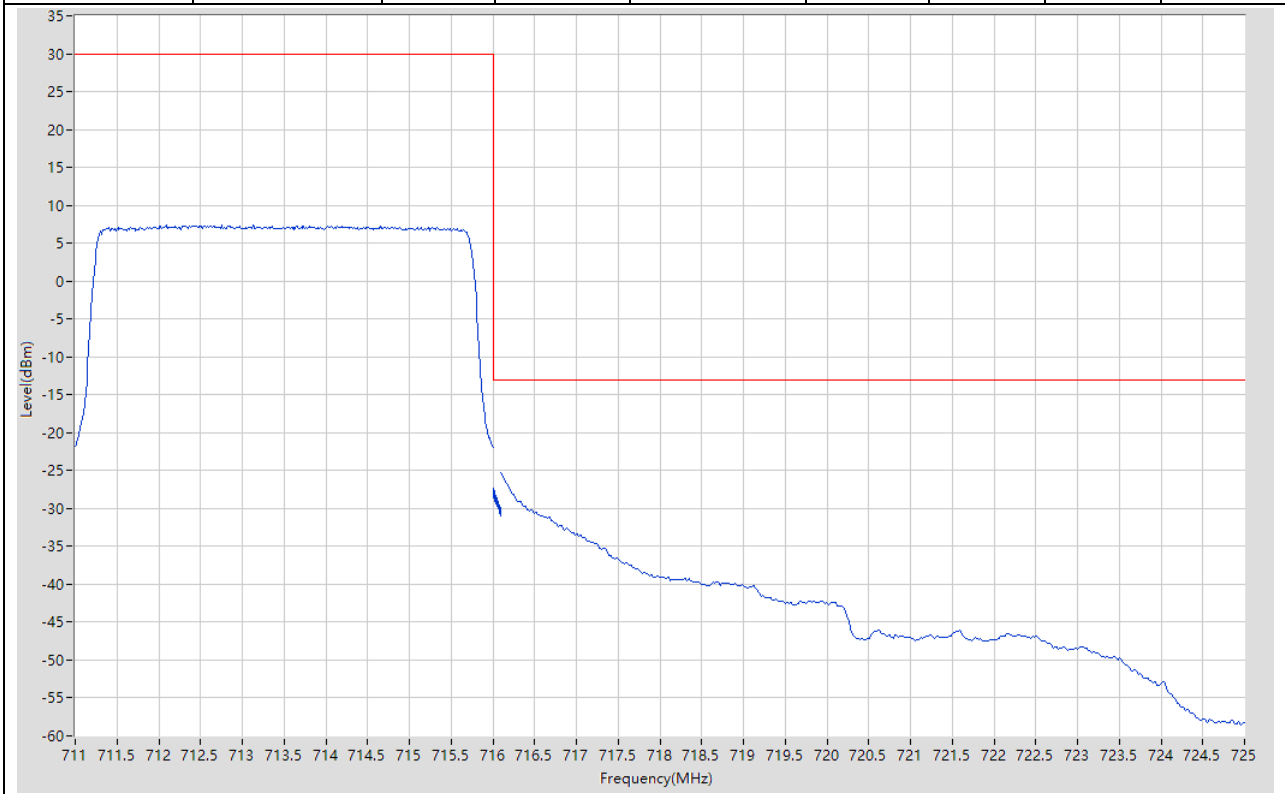
**12.21. LTE Band Edge\_Part22-24-27(NTNV)(Subtest:21, Channel:23155, Bandwidth:5, Modulation:QPSK, RB Number: 1, RB Position:HIGH)**

Start Frequency (MHz)	Stop Frequency (MHz)	RBW (MHz)	Detector	Frequency (MHz)	Power (dBm)	Limit (dBm)	Verdict	Sweep Point
711	716	0.1	RMS	715.663	21.99	30	Pass	401
716	716.1	0.03	RMS	716.002	-22.88	-13	Pass	401
716.1	725	0.1	RMS	716.1	-26.67	-13	Pass	401



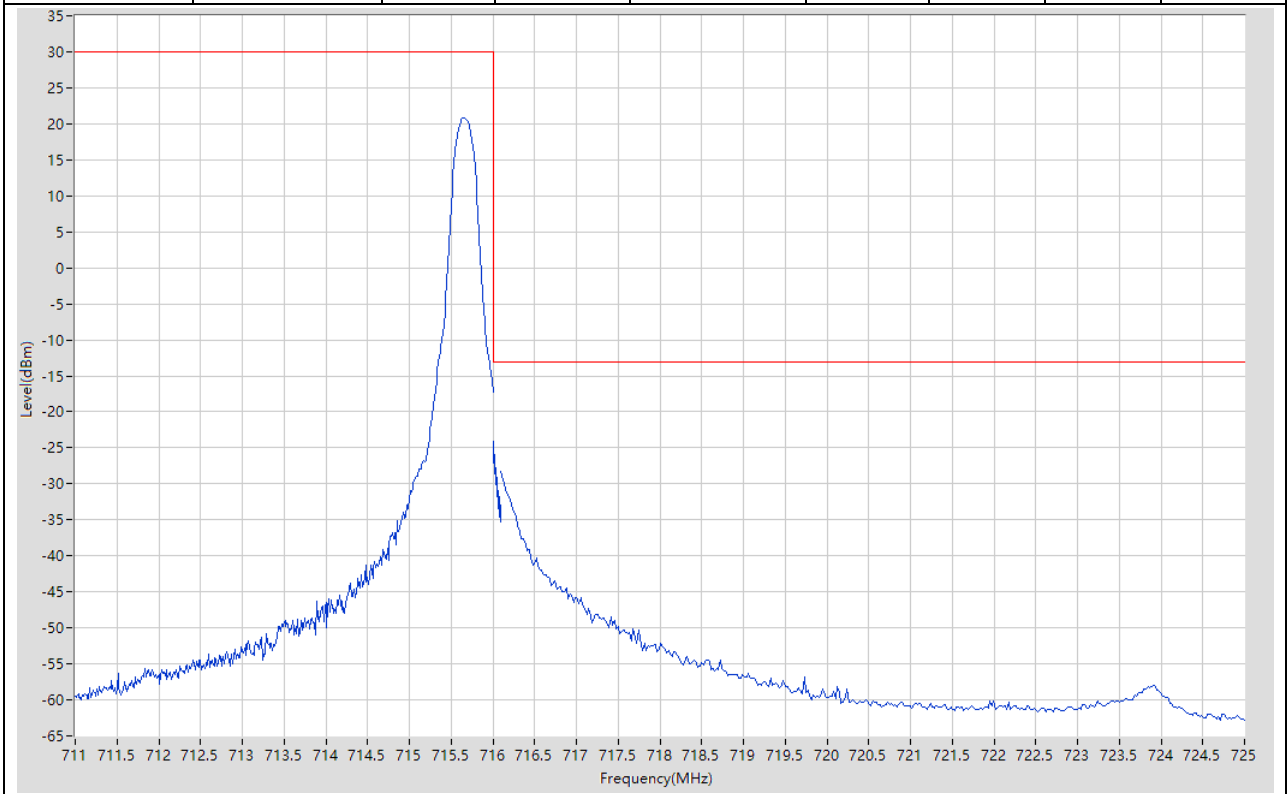
**12.22. LTE Band Edge\_Part22-24-27(NTNV)(Subtest:22, Channel:23155, Bandwidth:5, Modulation:QPSK, RB Number: 25, RB Position:HIGH)**

Start Frequency (MHz)	Stop Frequency (MHz)	RBW (MHz)	Detector	Frequency (MHz)	Power (dBm)	Limit (dBm)	Verdict	Sweep Point
711	716	0.1	RMS	712.75	7.4	30	Pass	401
716	716.1	0.03	RMS	716.005	-27.39	-13	Pass	401
716.1	725	0.1	RMS	716.1	-25.32	-13	Pass	401



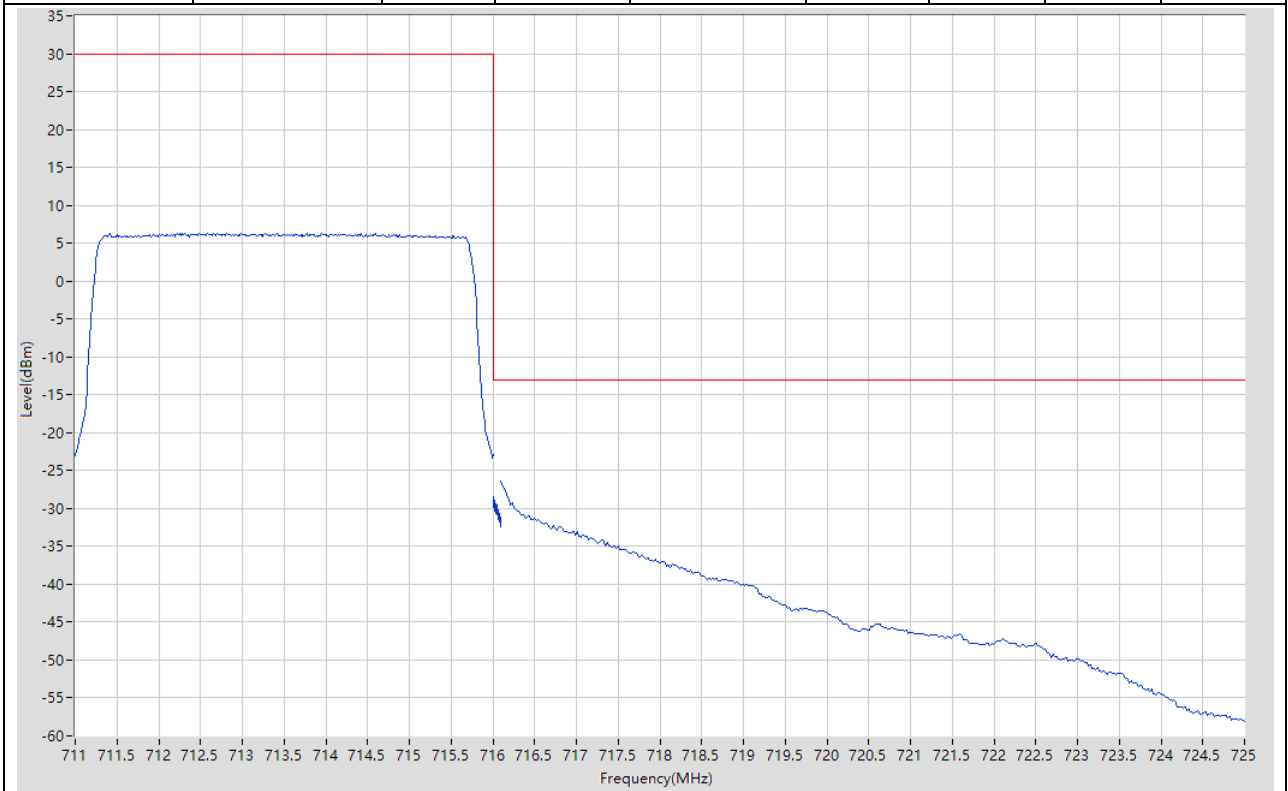
**12.23. LTE Band Edge\_Part22-24-27(NTNV)(Subtest:23, Channel:23155, Bandwidth:5, Modulation:Q16, RB Number: 1, RB Position:HIGH)**

Start Frequency (MHz)	Stop Frequency (MHz)	RBW (MHz)	Detector	Frequency (MHz)	Power (dBm)	Limit (dBm)	Verdict	Sweep Point
711	716	0.1	RMS	715.663	20.86	30	Pass	401
716	716.1	0.03	RMS	716.004	-24.15	-13	Pass	401
716.1	725	0.1	RMS	716.1	-28.22	-13	Pass	401



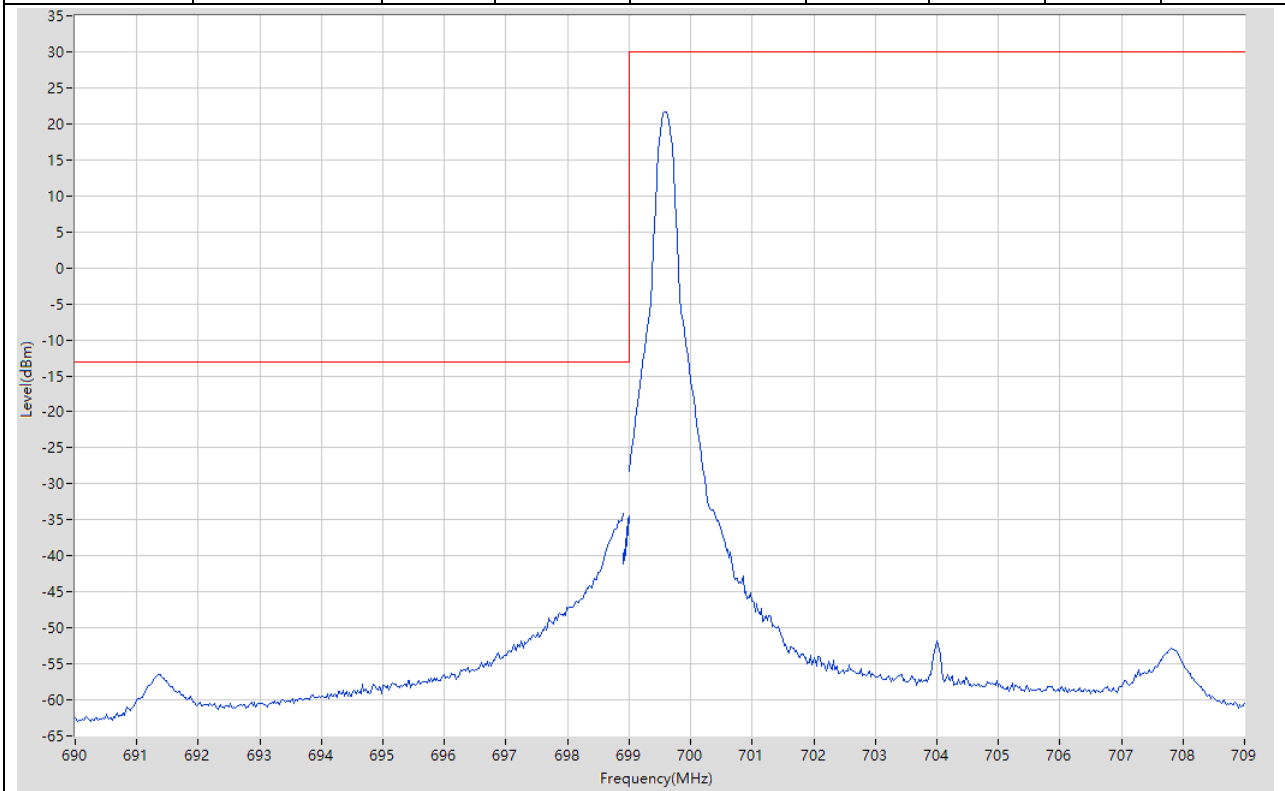
**12.24. LTE Band Edge\_Part22-24-27(NTNV)(Subtest:24, Channel:23155, Bandwidth:5, Modulation:Q16, RB Number: 25, RB Position:HIGH)**

Start Frequency (MHz)	Stop Frequency (MHz)	RBW (MHz)	Detector	Frequency (MHz)	Power (dBm)	Limit (dBm)	Verdict	Sweep Point
711	716	0.1	RMS	713.95	6.36	30	Pass	401
716	716.1	0.03	RMS	716.002	-28.36	-13	Pass	401
716.1	725	0.1	RMS	716.1	-26.45	-13	Pass	401



**12.25. LTE Band Edge\_Part22-24-27(NTNV)(Subtest:25, Channel:23060, Bandwidth:10, Modulation:QPSK, RB Number: 1, RB Position:LOW)**

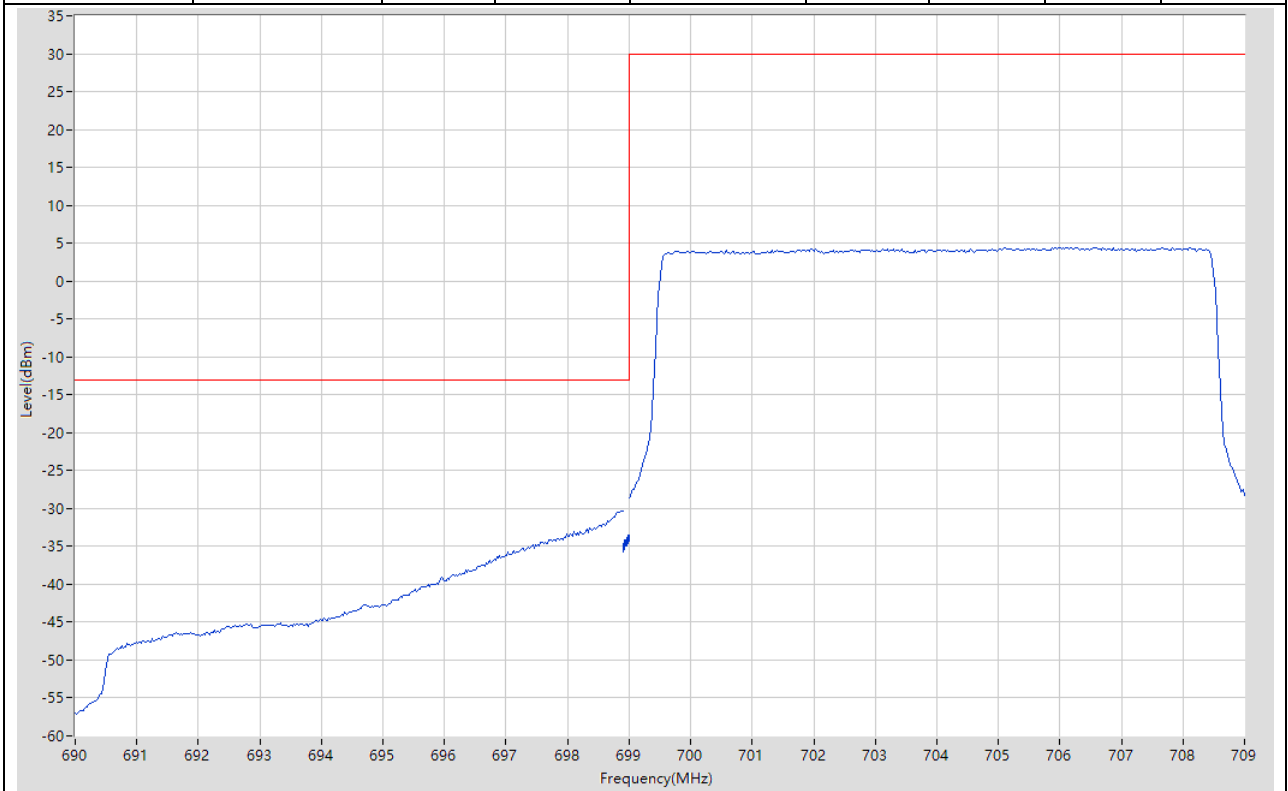
Start Frequency (MHz)	Stop Frequency (MHz)	RBW (MHz)	Detector	Frequency (MHz)	Power (dBm)	Limit (dBm)	Verdict	Sweep Point
690	698.9	0.1	RMS	698.9	-34.19	-13	Pass	401
698.9	699	0.03	RMS	698.998	-34.41	-13	Pass	401
699	709	0.1	RMS	699.575	21.66	30	Pass	401





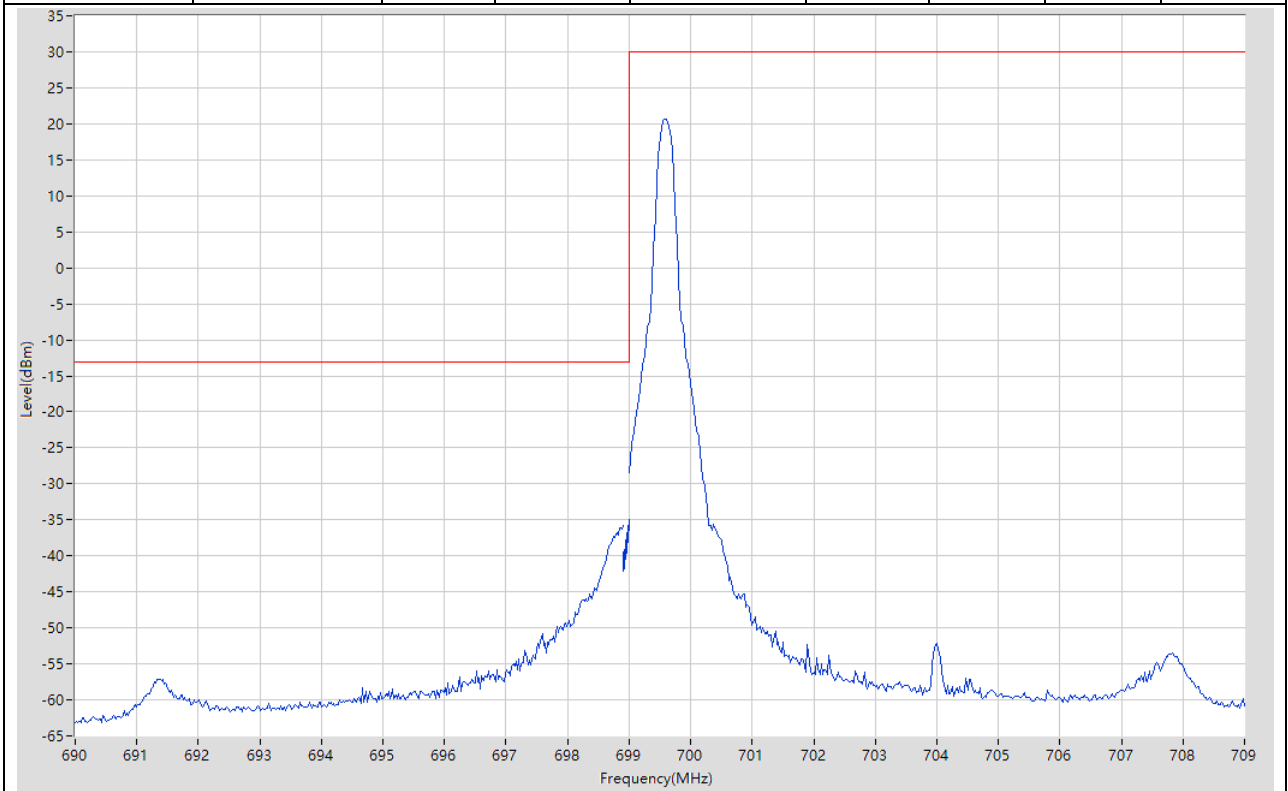
**12.26. LTE Band Edge\_Part22-24-27(NTNV)(Subtest:26, Channel:23060, Bandwidth:10, Modulation:QPSK, RB Number: 50, RB Position:LOW)**

Start Frequency (MHz)	Stop Frequency (MHz)	RBW (MHz)	Detector	Frequency (MHz)	Power (dBm)	Limit (dBm)	Verdict	Sweep Point
690	698.9	0.1	RMS	698.9	-30.27	-13	Pass	401
698.9	699	0.03	RMS	698.994	-33.54	-13	Pass	401
699	709	0.1	RMS	706.7	4.46	30	Pass	401



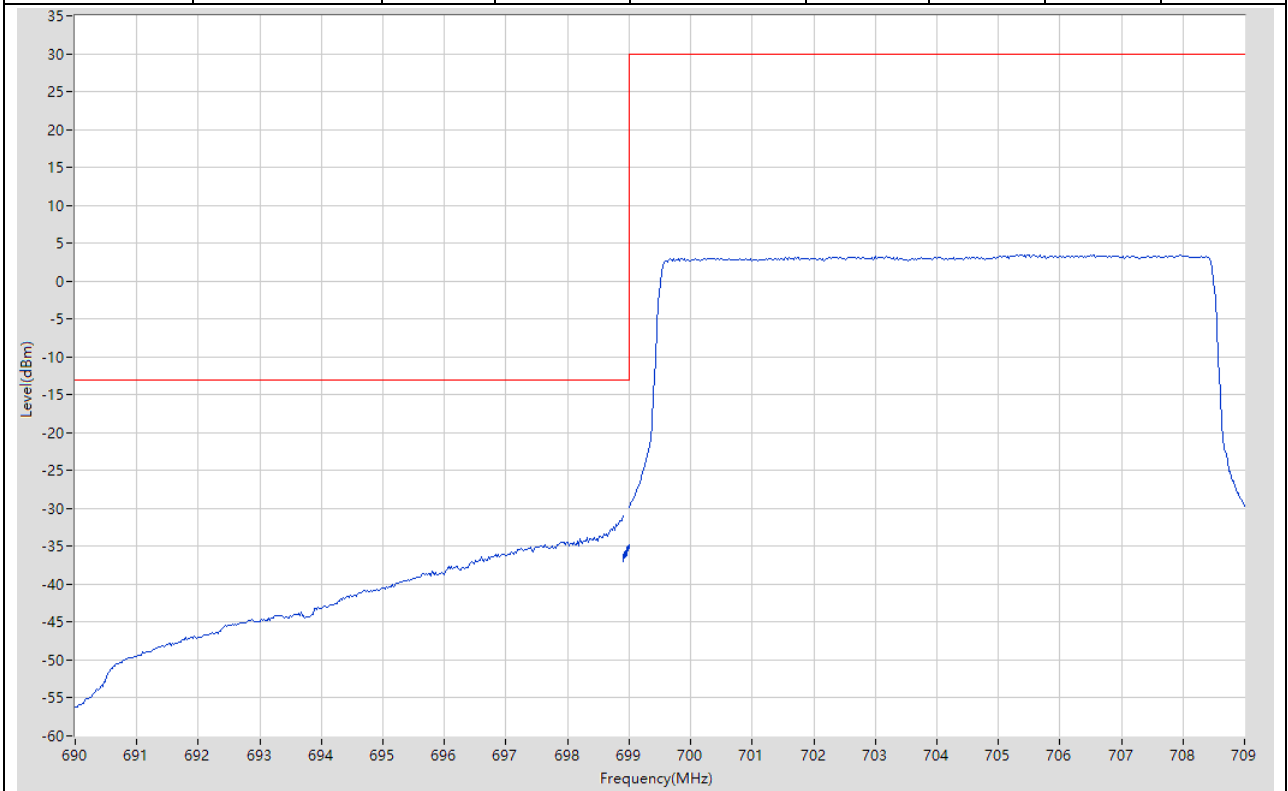
**12.27. LTE Band Edge\_Part22-24-27(NTNV)(Subtest:27, Channel:23060, Bandwidth:10, Modulation:Q16, RB Number: 1, RB Position:LOW)**

Start Frequency (MHz)	Stop Frequency (MHz)	RBW (MHz)	Detector	Frequency (MHz)	Power (dBm)	Limit (dBm)	Verdict	Sweep Point
690	698.9	0.1	RMS	698.9	-35.78	-13	Pass	401
698.9	699	0.03	RMS	699	-34.99	-13	Pass	401
699	709	0.1	RMS	699.575	20.69	30	Pass	401



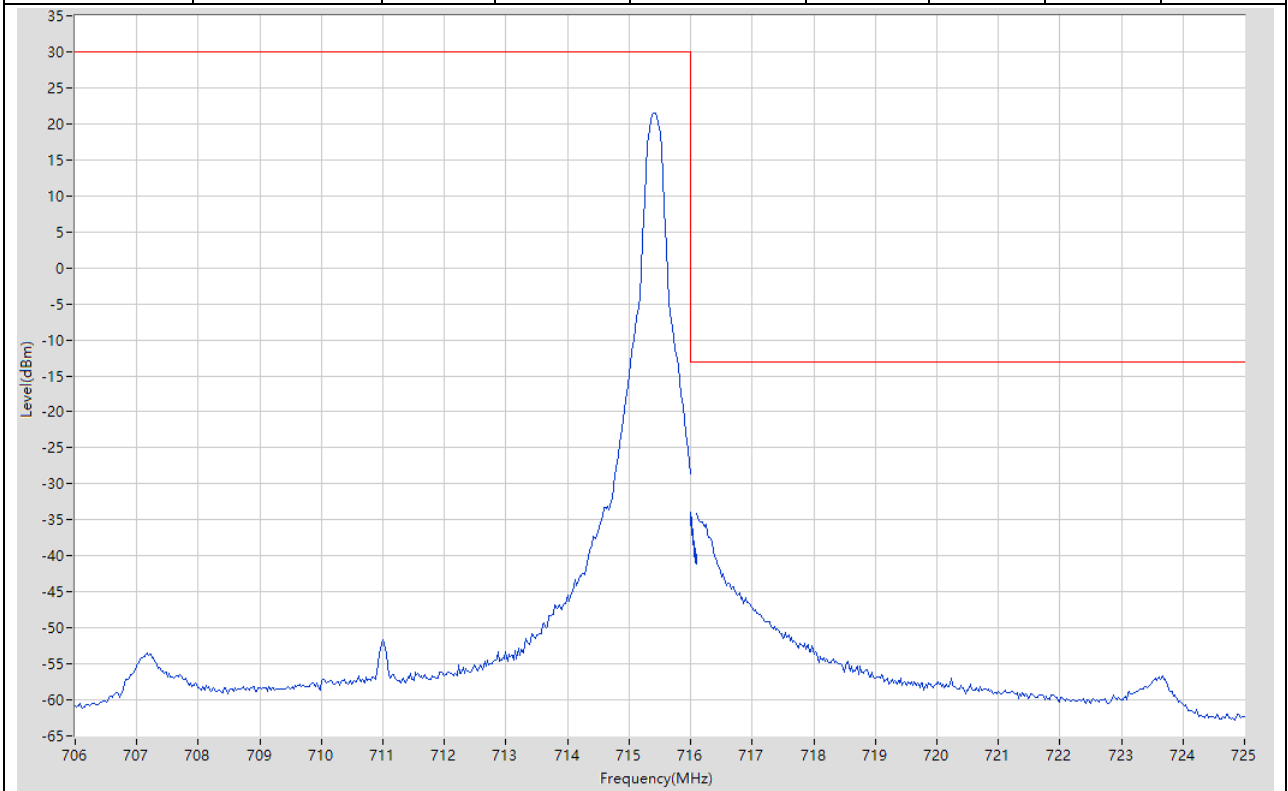
**12.28. LTE Band Edge\_Part22-24-27(NTNV)(Subtest:28, Channel:23060, Bandwidth:10, Modulation:Q16, RB Number: 50, RB Position:LOW)**

Start Frequency (MHz)	Stop Frequency (MHz)	RBW (MHz)	Detector	Frequency (MHz)	Power (dBm)	Limit (dBm)	Verdict	Sweep Point
690	698.9	0.1	RMS	698.9	-30.99	-13	Pass	401
698.9	699	0.03	RMS	698.999	-34.75	-13	Pass	401
699	709	0.1	RMS	705.5	3.48	30	Pass	401



**12.29. LTE Band Edge\_Part22-24-27(NTNV)(Subtest:29, Channel:23130, Bandwidth:10, Modulation:QPSK, RB Number: 1, RB Position:HIGH)**

Start Frequency (MHz)	Stop Frequency (MHz)	RBW (MHz)	Detector	Frequency (MHz)	Power (dBm)	Limit (dBm)	Verdict	Sweep Point
706	716	0.1	RMS	715.425	21.56	30	Pass	401
716	716.1	0.03	RMS	716.003	-34.02	-13	Pass	401
716.1	725	0.1	RMS	716.1	-34.19	-13	Pass	401



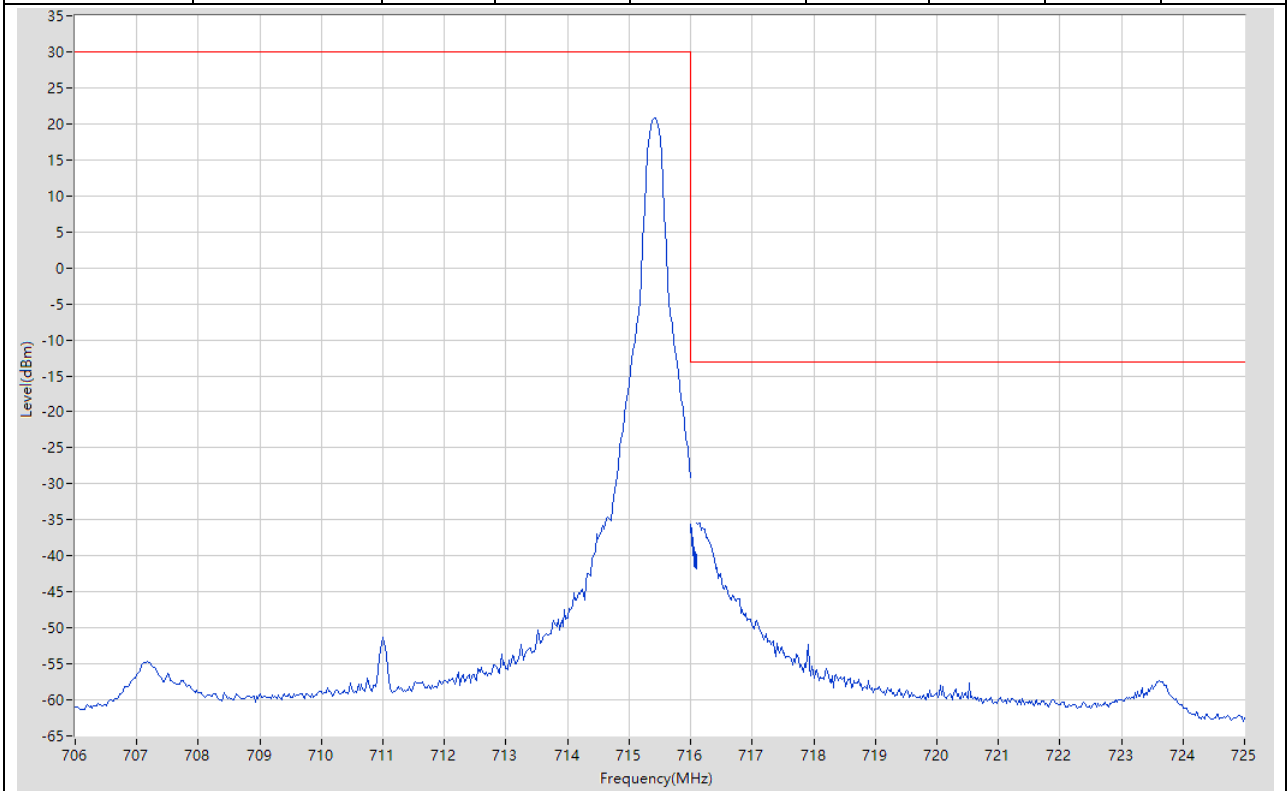
**12.30. LTE Band Edge\_Part22-24-27(NTNV)(Subtest:30, Channel:23130, Bandwidth:10, Modulation:QPSK, RB Number: 50, RB Position:HIGH)**

Start Frequency (MHz)	Stop Frequency (MHz)	RBW (MHz)	Detector	Frequency (MHz)	Power (dBm)	Limit (dBm)	Verdict	Sweep Point
706	716	0.1	RMS	709.8	4.43	30	Pass	401
716	716.1	0.03	RMS	716.002	-34.29	-13	Pass	401
716.1	725	0.1	RMS	716.1	-30.46	-13	Pass	401



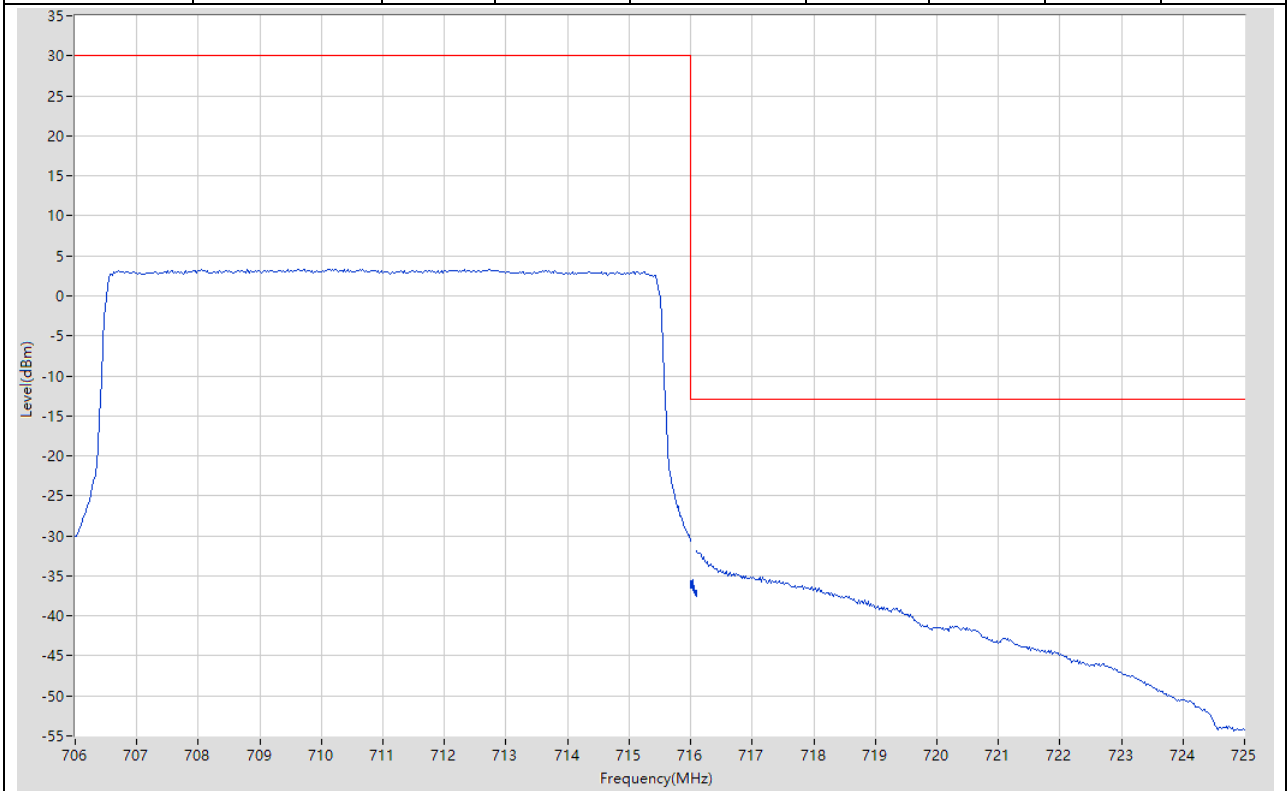
**12.31. LTE Band Edge\_Part22-24-27(NTNV)(Subtest:31, Channel:23130, Bandwidth:10, Modulation:Q16, RB Number: 1, RB Position:HIGH)**

Start Frequency (MHz)	Stop Frequency (MHz)	RBW (MHz)	Detector	Frequency (MHz)	Power (dBm)	Limit (dBm)	Verdict	Sweep Point
706	716	0.1	RMS	715.425	20.77	30	Pass	401
716	716.1	0.03	RMS	716.006	-35.57	-13	Pass	401
716.1	725	0.1	RMS	716.145	-35.49	-13	Pass	401



**12.32. LTE Band Edge\_Part22-24-27(NTNV)(Subtest:32, Channel:23130, Bandwidth:10, Modulation:Q16, RB Number: 50, RB Position:HIGH)**

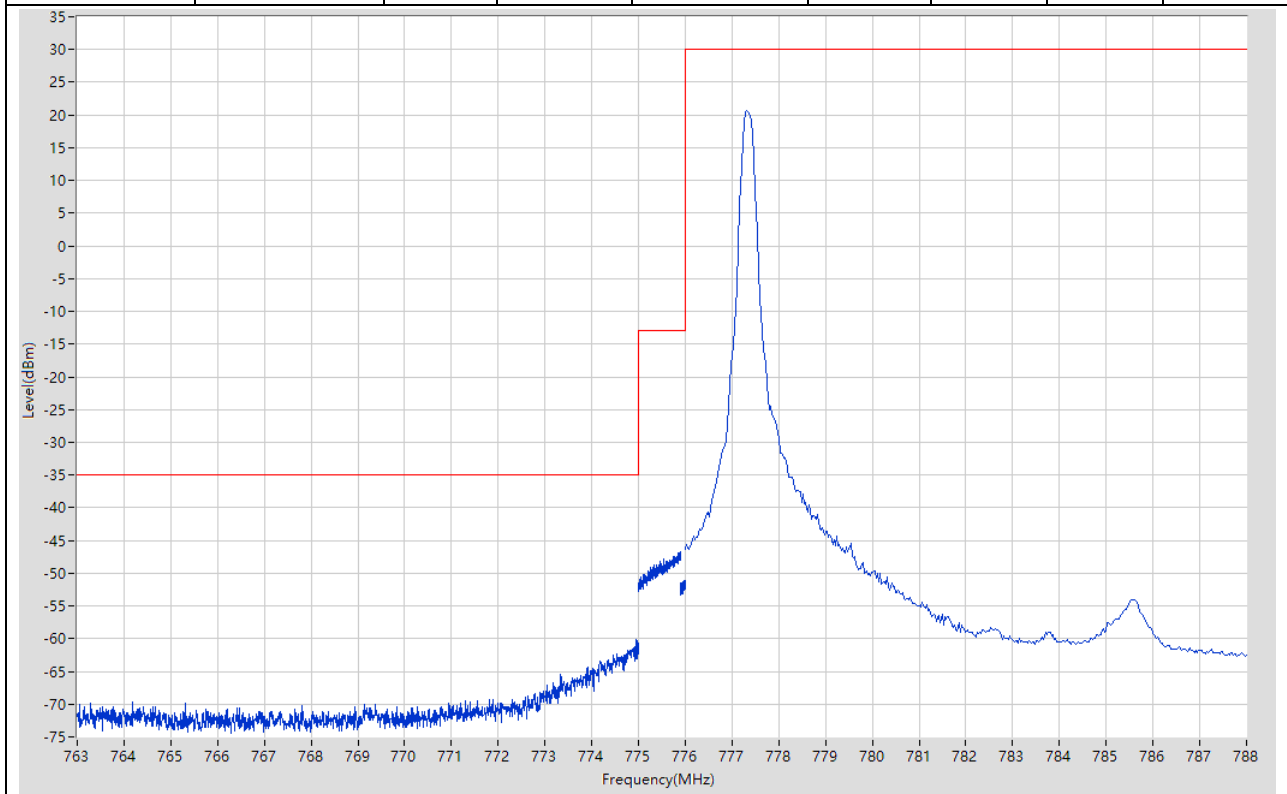
Start Frequency (MHz)	Stop Frequency (MHz)	RBW (MHz)	Detector	Frequency (MHz)	Power (dBm)	Limit (dBm)	Verdict	Sweep Point
706	716	0.1	RMS	710.375	3.33	30	Pass	401
716	716.1	0.03	RMS	716.031	-35.52	-13	Pass	401
716.1	725	0.1	RMS	716.1	-31.85	-13	Pass	401



### 13. LTE\_Band13

#### 13.1. LTE Band Edge\_Part22-24-27(NTNV)(Subtest:1, Channel:23205, Bandwidth:5, Modulation:QPSK, RB Number: 1, RB Position:LOW)

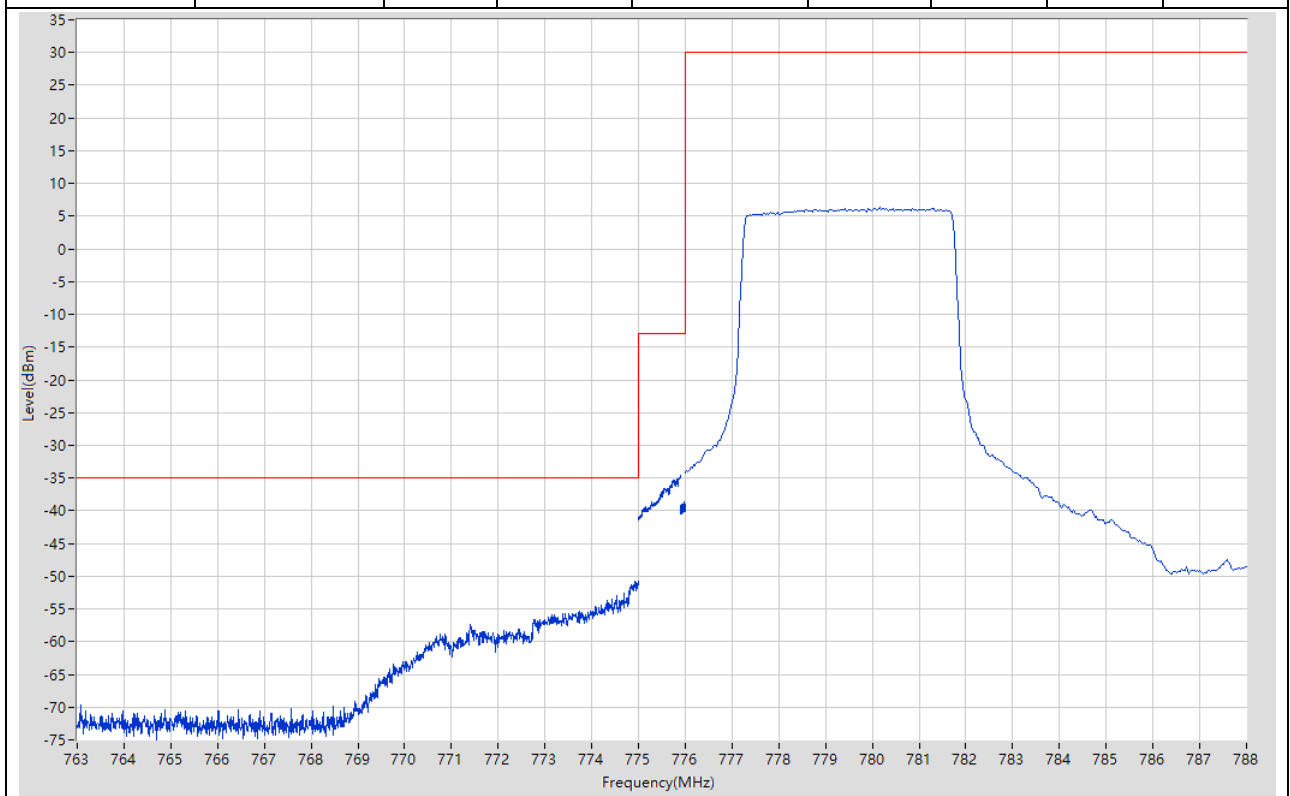
Start Frequency (MHz)	Stop Frequency (MHz)	RBW (MHz)	Detector	Frequency (MHz)	Power (dBm)	Limit (dBm)	Verdict	Sweep Point
763	775	0.01	RMS	774.94	-60.11	-35	Pass	1201
775	775.9	0.1	RMS	775.889	-46.76	-13	Pass	401
775.9	776	0.03	RMS	775.985	-51.19	-13	Pass	401
776	788	0.1	RMS	777.32	20.64	30	Pass	401





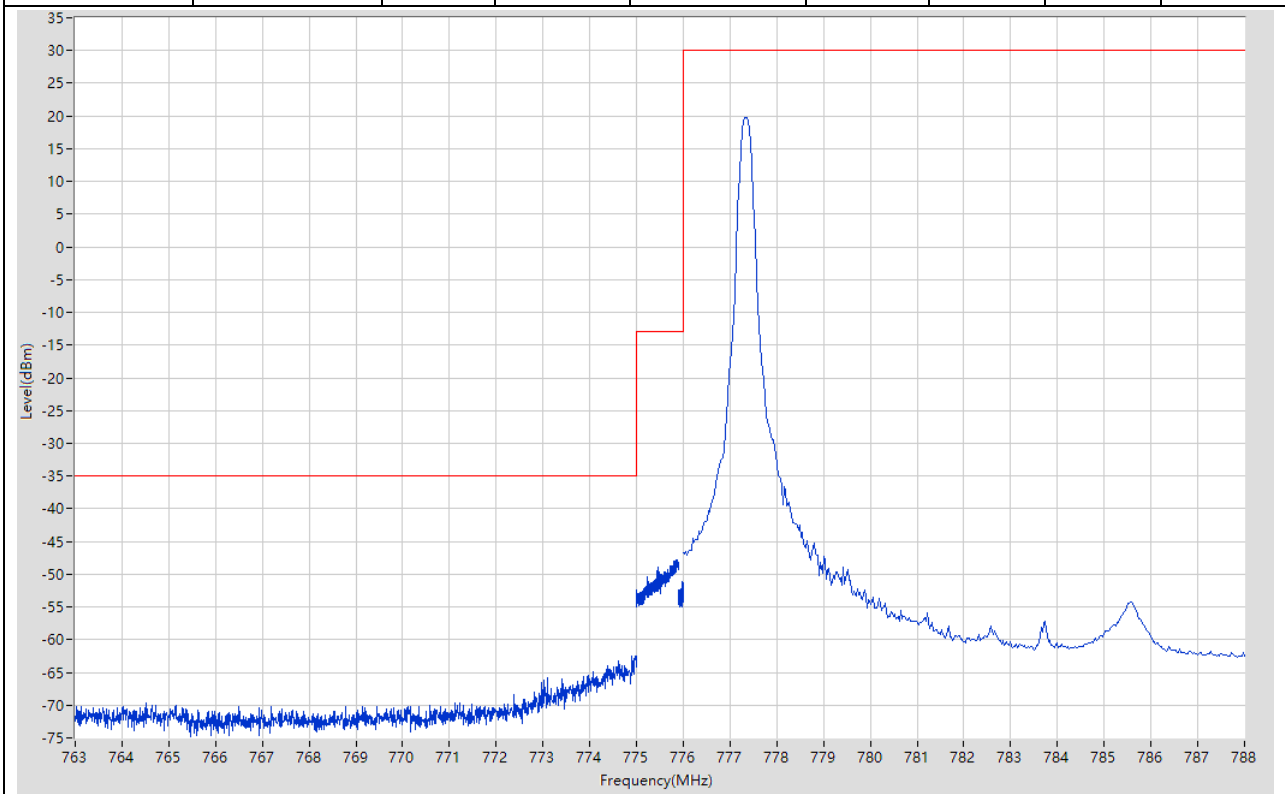
**13.2. LTE Band Edge\_Part22-24-27(NTNV)(Subtest:2, Channel:23205, Bandwidth:5, Modulation:QPSK, RB Number: 25, RB Position:LOW)**

Start Frequency (MHz)	Stop Frequency (MHz)	RBW (MHz)	Detector	Frequency (MHz)	Power (dBm)	Limit (dBm)	Verdict	Sweep Point
763	775	0.01	RMS	774.92	-50.69	-35	Pass	1201
775	775.9	0.1	RMS	775.9	-34.54	-13	Pass	401
775.9	776	0.03	RMS	775.978	-38.56	-13	Pass	401
776	788	0.1	RMS	780.17	6.33	30	Pass	401



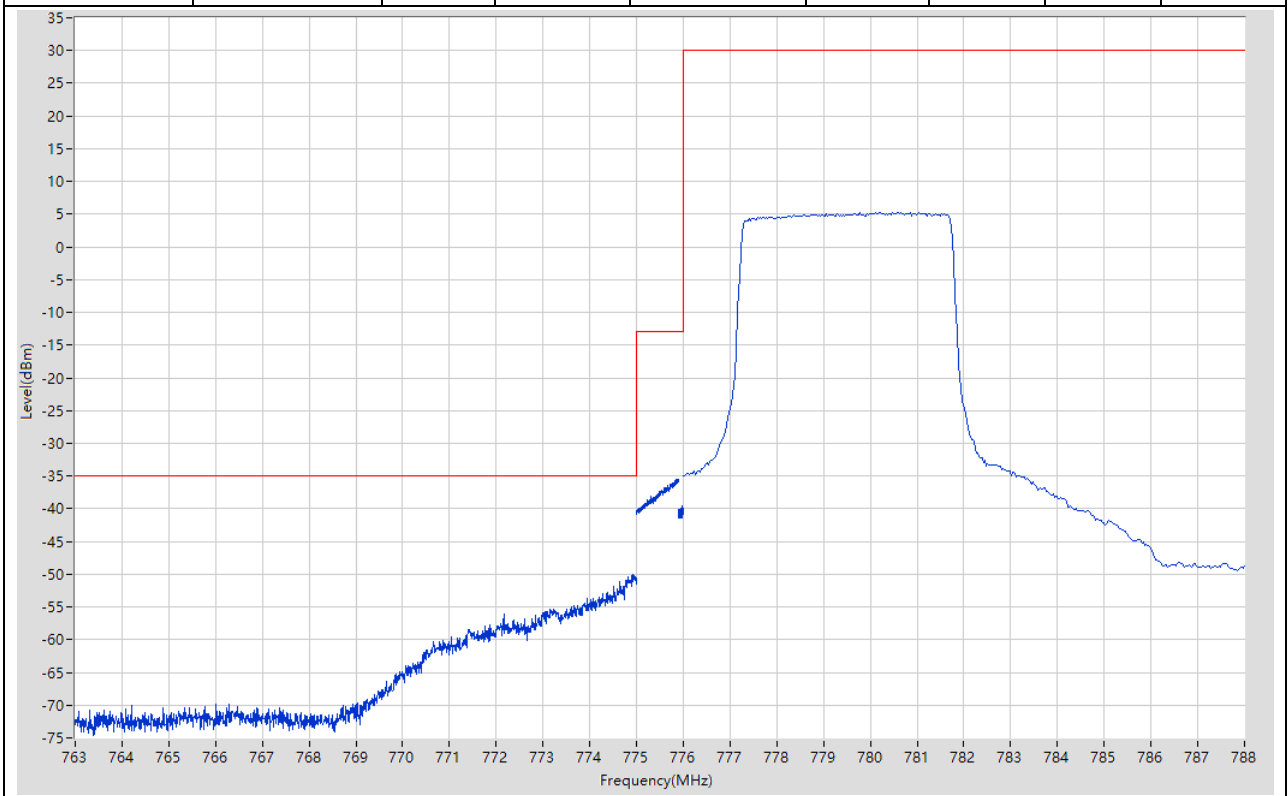
**13.3. LTE Band Edge\_Part22-24-27(NTNV)(Subtest:3, Channel:23205, Bandwidth:5, Modulation:Q16, RB Number: 1, RB Position:LOW)**

Start Frequency (MHz)	Stop Frequency (MHz)	RBW (MHz)	Detector	Frequency (MHz)	Power (dBm)	Limit (dBm)	Verdict	Sweep Point
763	775	0.01	RMS	774.97	-62.47	-35	Pass	1201
775	775.9	0.1	RMS	775.875	-47.77	-13	Pass	401
775.9	776	0.03	RMS	775.987	-51.1	-13	Pass	401
776	788	0.1	RMS	777.35	19.69	30	Pass	401



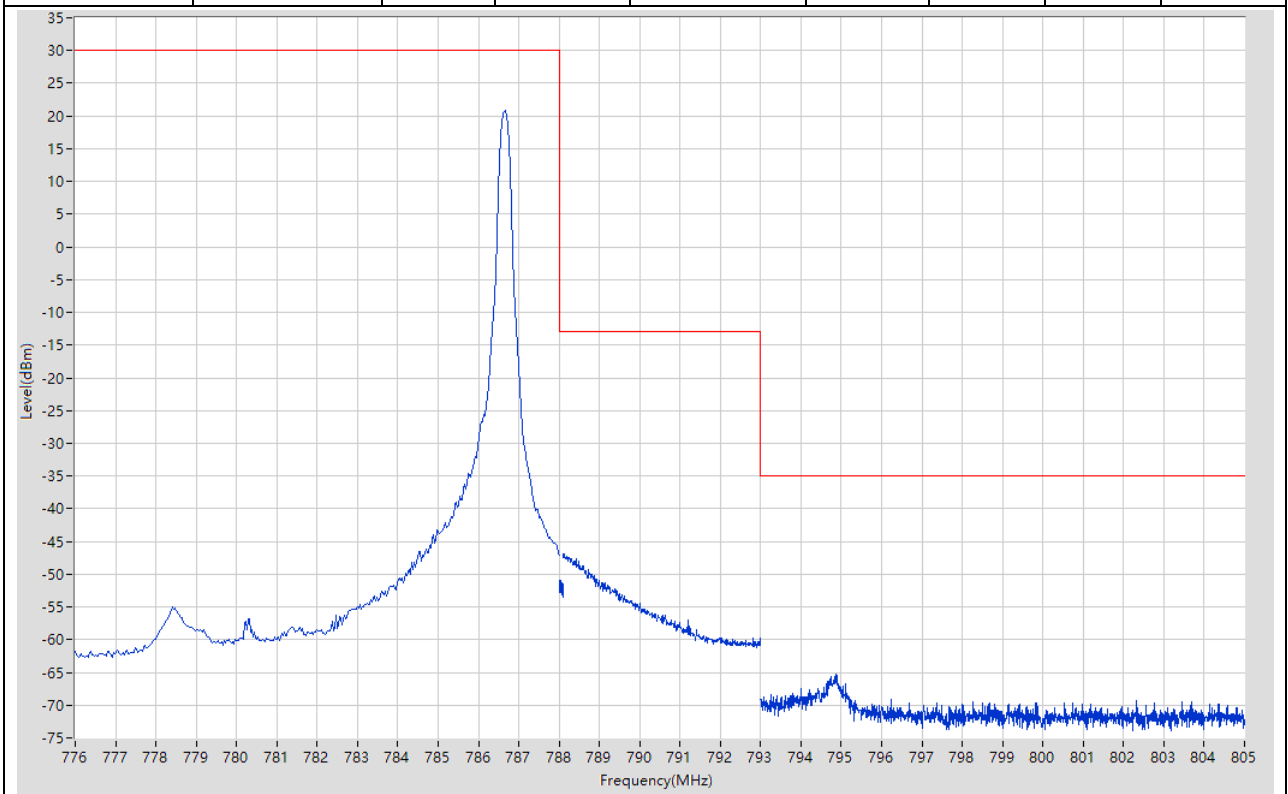
**13.4. LTE Band Edge\_Part22-24-27(NTNV)(Subtest:4, Channel:23205, Bandwidth:5, Modulation:Q16, RB Number: 25, RB Position:LOW)**

Start Frequency (MHz)	Stop Frequency (MHz)	RBW (MHz)	Detector	Frequency (MHz)	Power (dBm)	Limit (dBm)	Verdict	Sweep Point
763	775	0.01	RMS	774.92	-50.05	-35	Pass	1201
775	775.9	0.1	RMS	775.891	-35.45	-13	Pass	401
775.9	776	0.03	RMS	775.976	-39.65	-13	Pass	401
776	788	0.1	RMS	779.78	5.25	30	Pass	401



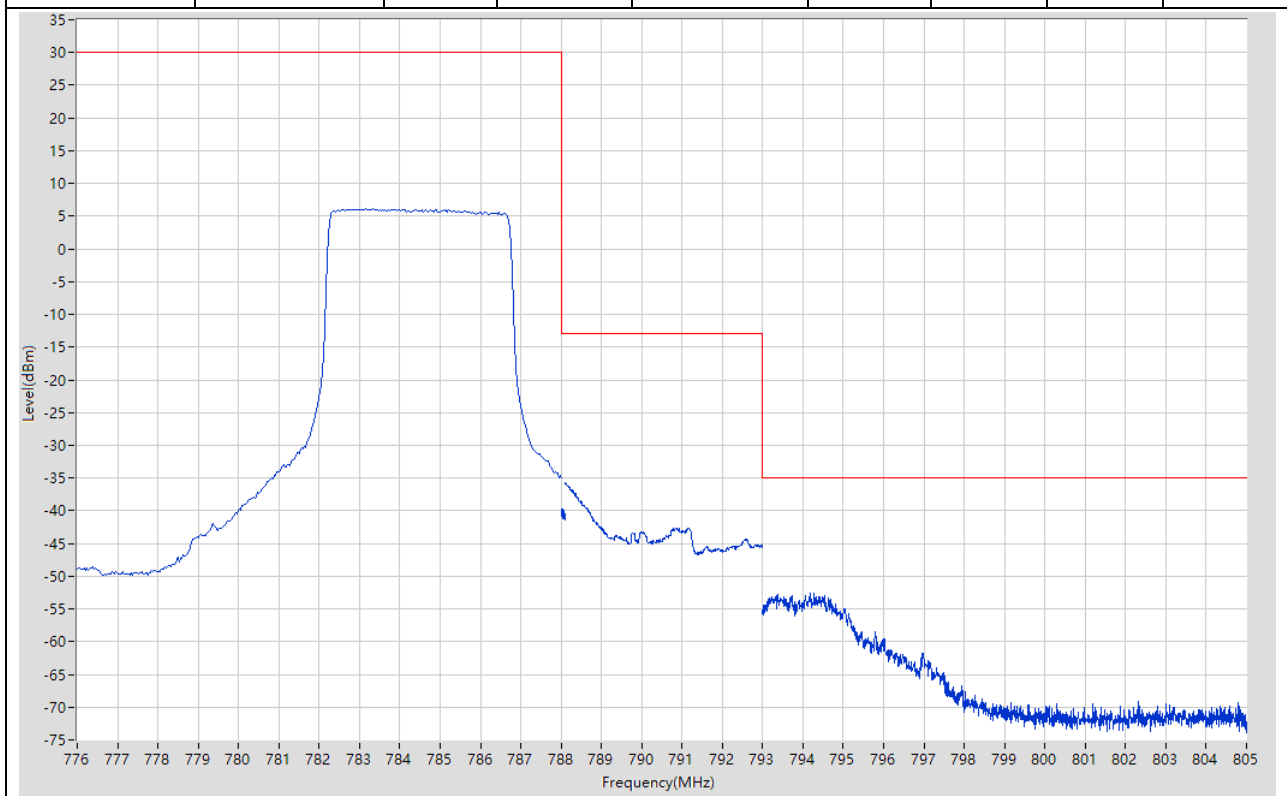
**13.5. LTE Band Edge\_Part22-24-27(NTNV)(Subtest:5, Channel:23255, Bandwidth:5, Modulation:QPSK, RB Number: 1, RB Position:HIGH)**

Start Frequency (MHz)	Stop Frequency (MHz)	RBW (MHz)	Detector	Frequency (MHz)	Power (dBm)	Limit (dBm)	Verdict	Sweep Point
776	788	0.1	RMS	786.68	20.79	30	Pass	401
788	788.1	0.03	RMS	788.012	-50.95	-13	Pass	401
788.1	793	0.1	RMS	788.125	-46.92	-13	Pass	401
793	805	0.01	RMS	794.86	-65.3	-35	Pass	1201



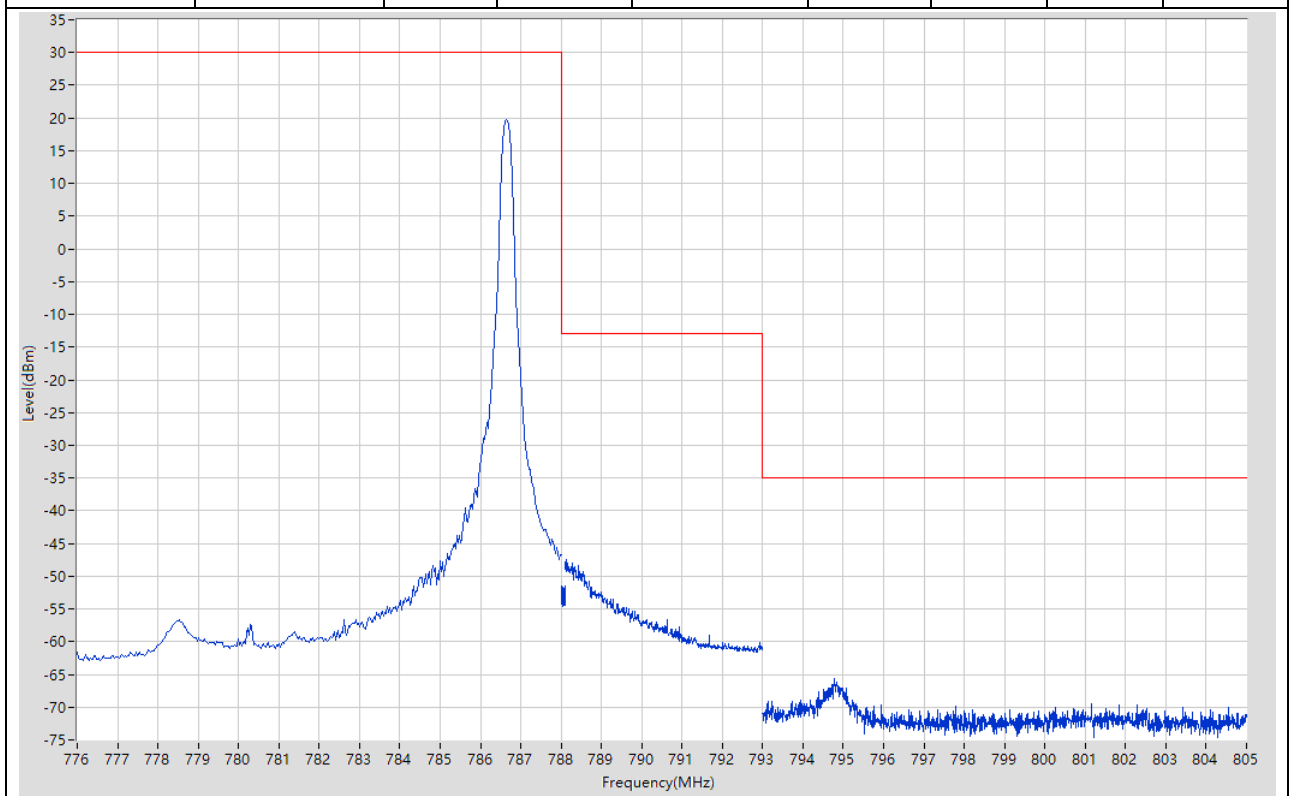
**13.6. LTE Band Edge\_Part22-24-27(NTNV)(Subtest:6, Channel:23255, Bandwidth:5, Modulation:QPSK, RB Number: 25, RB Position:LOW)**

Start Frequency (MHz)	Stop Frequency (MHz)	RBW (MHz)	Detector	Frequency (MHz)	Power (dBm)	Limit (dBm)	Verdict	Sweep Point
776	788	0.1	RMS	783.32	6.14	30	Pass	401
788	788.1	0.03	RMS	788.003	-39.72	-13	Pass	401
788.1	793	0.1	RMS	788.1	-35.63	-13	Pass	401
793	805	0.01	RMS	794.28	-52.61	-35	Pass	1201



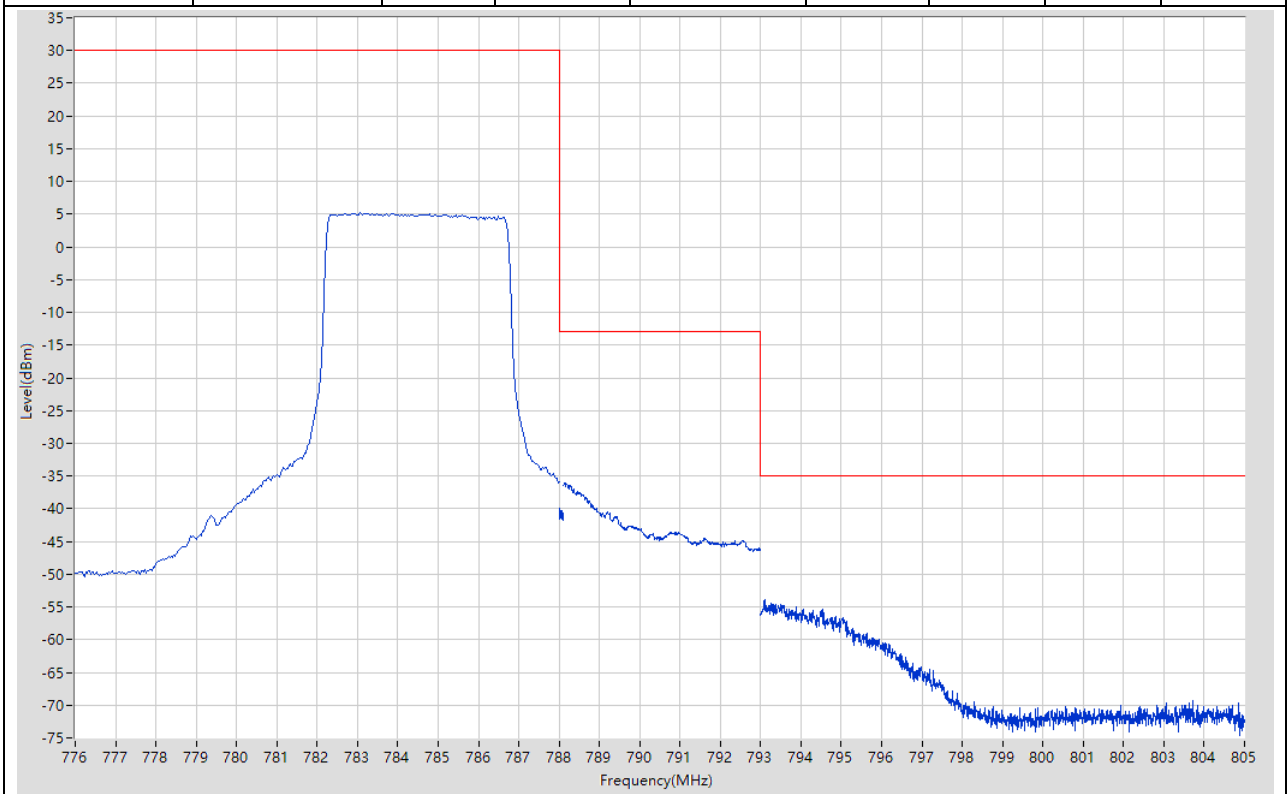
**13.7. LTE Band Edge\_Part22-24-27(NTNV)(Subtest:7, Channel:23255, Bandwidth:5, Modulation:Q16, RB Number: 1, RB Position:HIGH)**

Start Frequency (MHz)	Stop Frequency (MHz)	RBW (MHz)	Detector	Frequency (MHz)	Power (dBm)	Limit (dBm)	Verdict	Sweep Point
776	788	0.1	RMS	786.65	19.7	30	Pass	401
788	788.1	0.03	RMS	788	-51.47	-13	Pass	401
788.1	793	0.1	RMS	788.137	-47.54	-13	Pass	401
793	805	0.01	RMS	794.77	-65.57	-35	Pass	1201



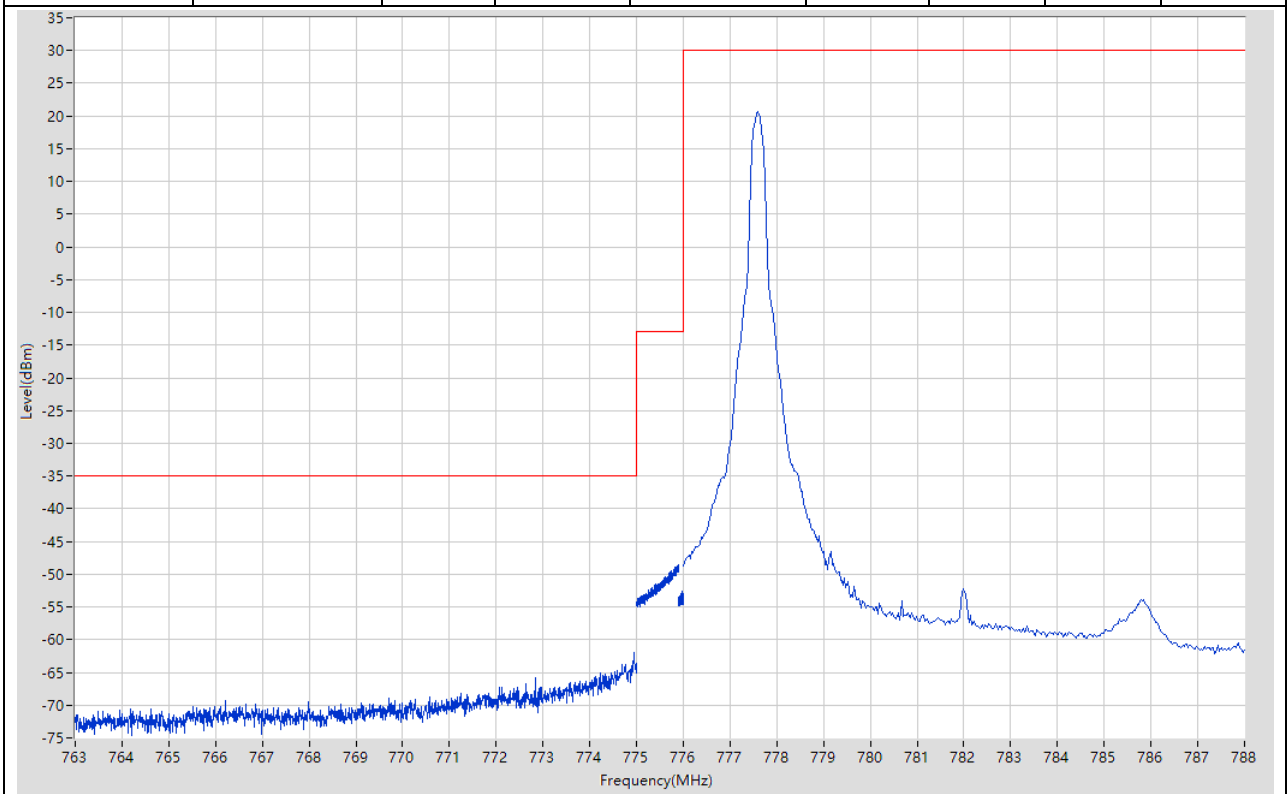
**13.8. LTE Band Edge\_Part22-24-27(NTNV)(Subtest:8, Channel:23255, Bandwidth:5, Modulation:Q16, RB Number: 25, RB Position:LOW)**

Start Frequency (MHz)	Stop Frequency (MHz)	RBW (MHz)	Detector	Frequency (MHz)	Power (dBm)	Limit (dBm)	Verdict	Sweep Point
776	788	0.1	RMS	783.05	5.16	30	Pass	401
788	788.1	0.03	RMS	788.004	-39.96	-13	Pass	401
788.1	793	0.1	RMS	788.149	-36.03	-13	Pass	401
793	805	0.01	RMS	793.12	-53.85	-35	Pass	1201



**13.9. LTE Band Edge\_Part22-24-27(NTNV)(Subtest:9, Channel:23230, Bandwidth:10, Modulation:QPSK, RB Number: 1, RB Position:LOW)**

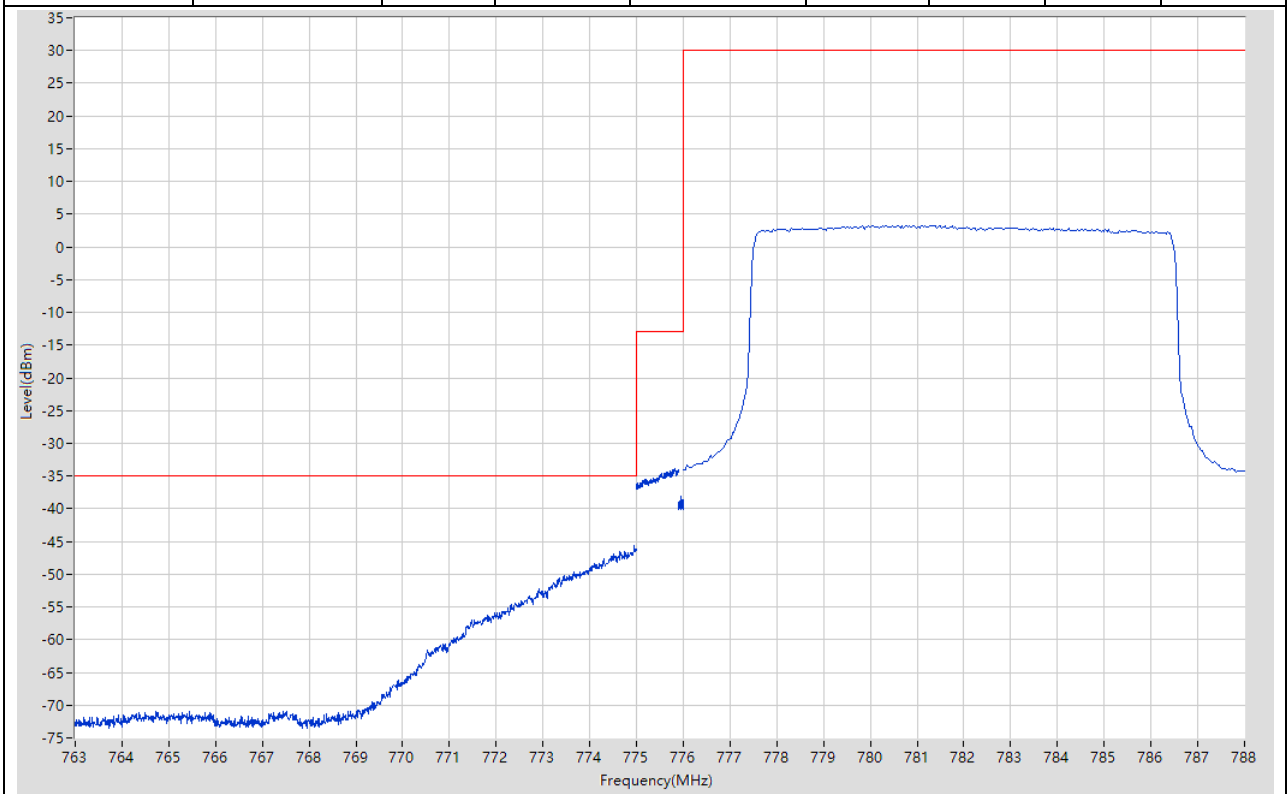
Start Frequency (MHz)	Stop Frequency (MHz)	RBW (MHz)	Detector	Frequency (MHz)	Power (dBm)	Limit (dBm)	Verdict	Sweep Point
763	775	0.01	RMS	774.95	-62.04	-35	Pass	1201
775	775.9	0.1	RMS	775.893	-48.61	-13	Pass	401
775.9	776	0.03	RMS	775.988	-52.53	-13	Pass	401
776	788	0.1	RMS	777.59	20.64	30	Pass	401





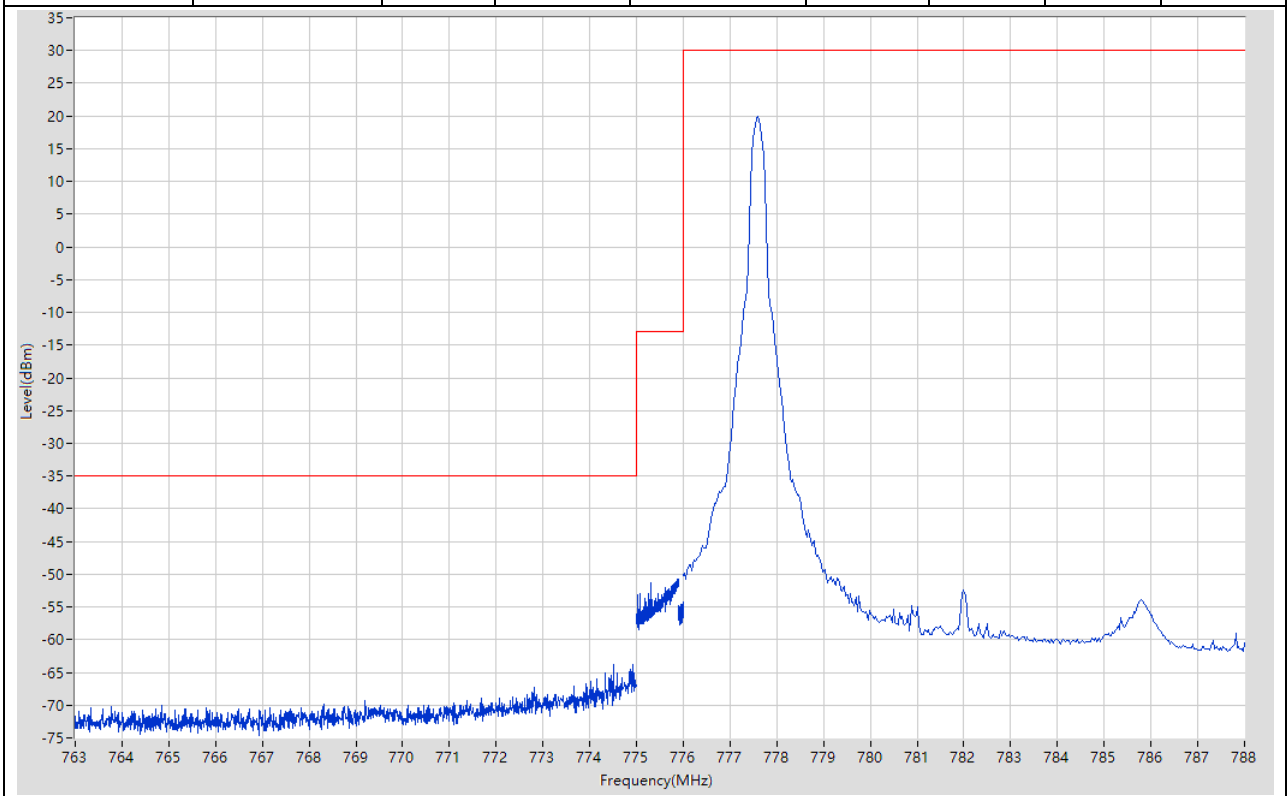
**13.10. LTE Band Edge\_Part22-24-27(NTNV)(Subtest:10, Channel:23230, Bandwidth:10, Modulation:QPSK, RB Number: 50, RB Position:LOW)**

Start Frequency (MHz)	Stop Frequency (MHz)	RBW (MHz)	Detector	Frequency (MHz)	Power (dBm)	Limit (dBm)	Verdict	Sweep Point
763	775	0.01	RMS	774.96	-45.63	-35	Pass	1201
775	775.9	0.1	RMS	775.83	-33.88	-13	Pass	401
775.9	776	0.03	RMS	775.952	-38.17	-13	Pass	401
776	788	0.1	RMS	781.34	3.27	30	Pass	401



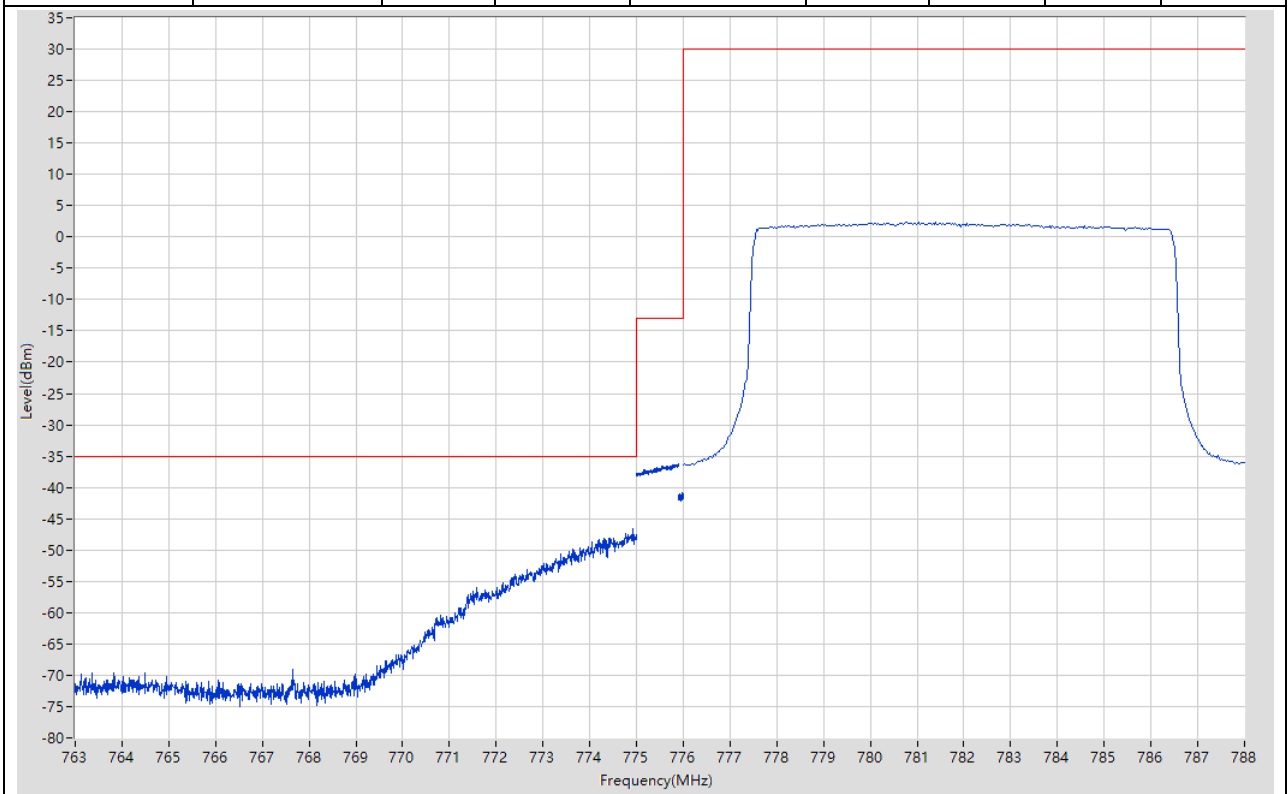
**13.11. LTE Band Edge\_Part22-24-27(NTNV)(Subtest:11, Channel:23230, Bandwidth:10, Modulation:Q16, RB Number: 1, RB Position:LOW)**

Start Frequency (MHz)	Stop Frequency (MHz)	RBW (MHz)	Detector	Frequency (MHz)	Power (dBm)	Limit (dBm)	Verdict	Sweep Point
763	775	0.01	RMS	774.91	-63.72	-35	Pass	1201
775	775.9	0.1	RMS	775.887	-50.69	-13	Pass	401
775.9	776	0.03	RMS	775.993	-54.3	-13	Pass	401
776	788	0.1	RMS	777.59	20	30	Pass	401



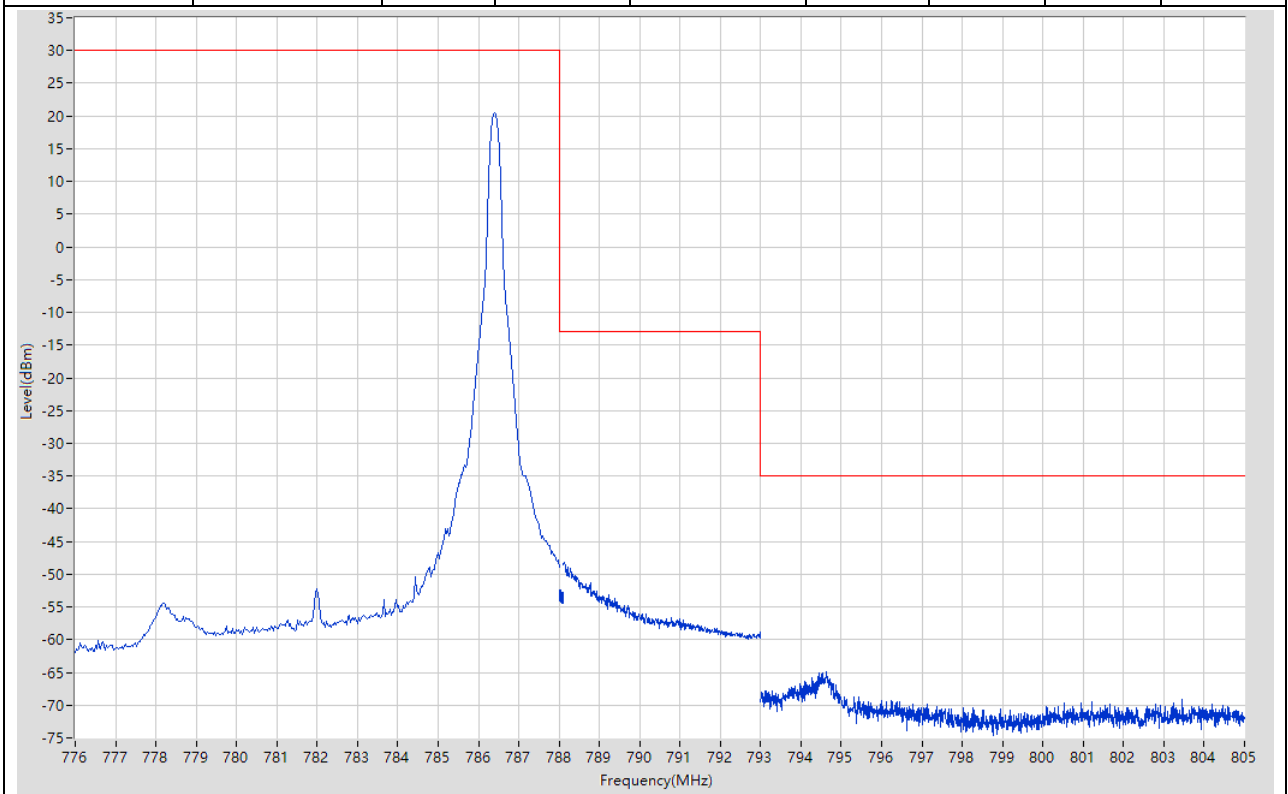
**13.12. LTE Band Edge\_Part22-24-27(NTNV)(Subtest:12, Channel:23230, Bandwidth:10, Modulation:Q16, RB Number: 50, RB Position:LOW)**

Start Frequency (MHz)	Stop Frequency (MHz)	RBW (MHz)	Detector	Frequency (MHz)	Power (dBm)	Limit (dBm)	Verdict	Sweep Point
763	775	0.01	RMS	774.91	-46.64	-35	Pass	1201
775	775.9	0.1	RMS	775.896	-36.32	-13	Pass	401
775.9	776	0.03	RMS	775.969	-40.87	-13	Pass	401
776	788	0.1	RMS	780.77	2.31	30	Pass	401



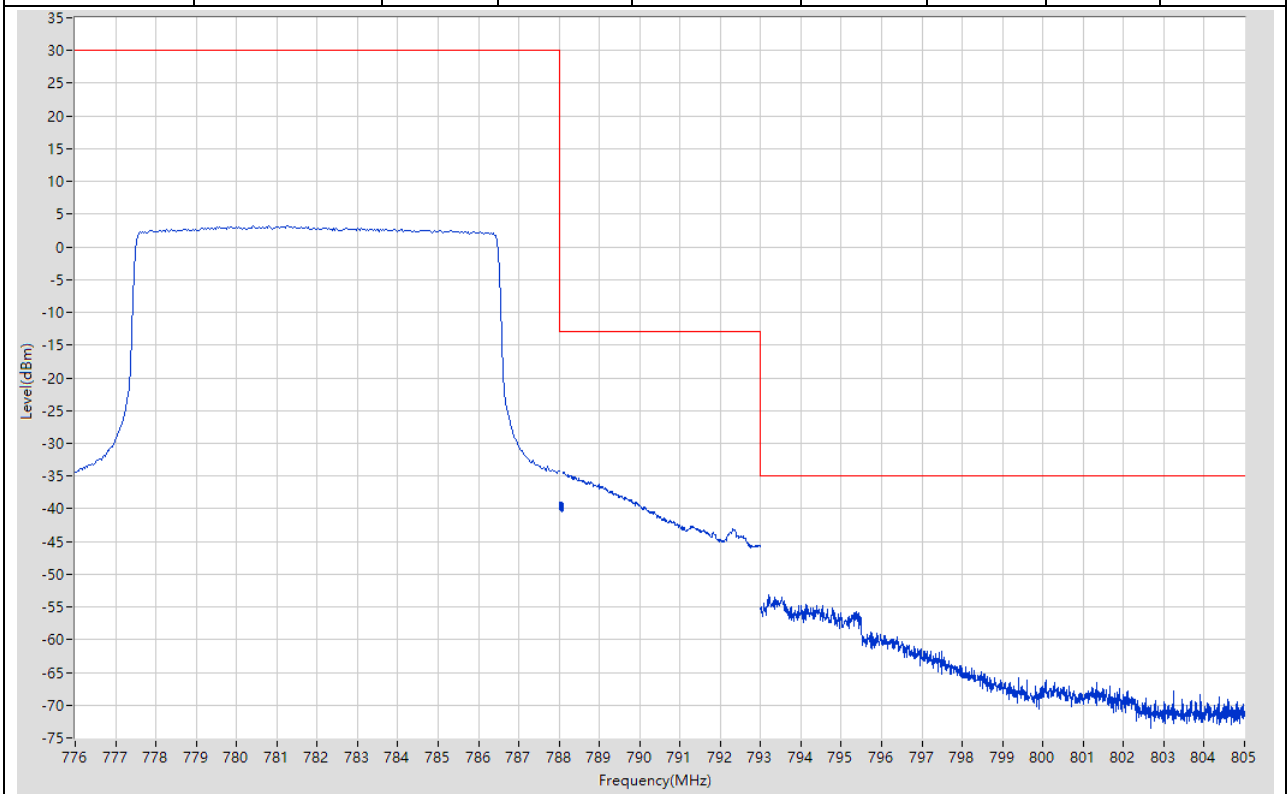
**13.13. LTE Band Edge\_Part22-24-27(NTNV)(Subtest:13, Channel:23230, Bandwidth:10, Modulation:QPSK, RB Number: 1, RB Position:HIGH)**

Start Frequency (MHz)	Stop Frequency (MHz)	RBW (MHz)	Detector	Frequency (MHz)	Power (dBm)	Limit (dBm)	Verdict	Sweep Point
776	788	0.1	RMS	786.41	20.45	30	Pass	401
788	788.1	0.03	RMS	788.055	-52.33	-13	Pass	401
788.1	793	0.1	RMS	788.125	-48.19	-13	Pass	401
793	805	0.01	RMS	794.62	-64.9	-35	Pass	1201



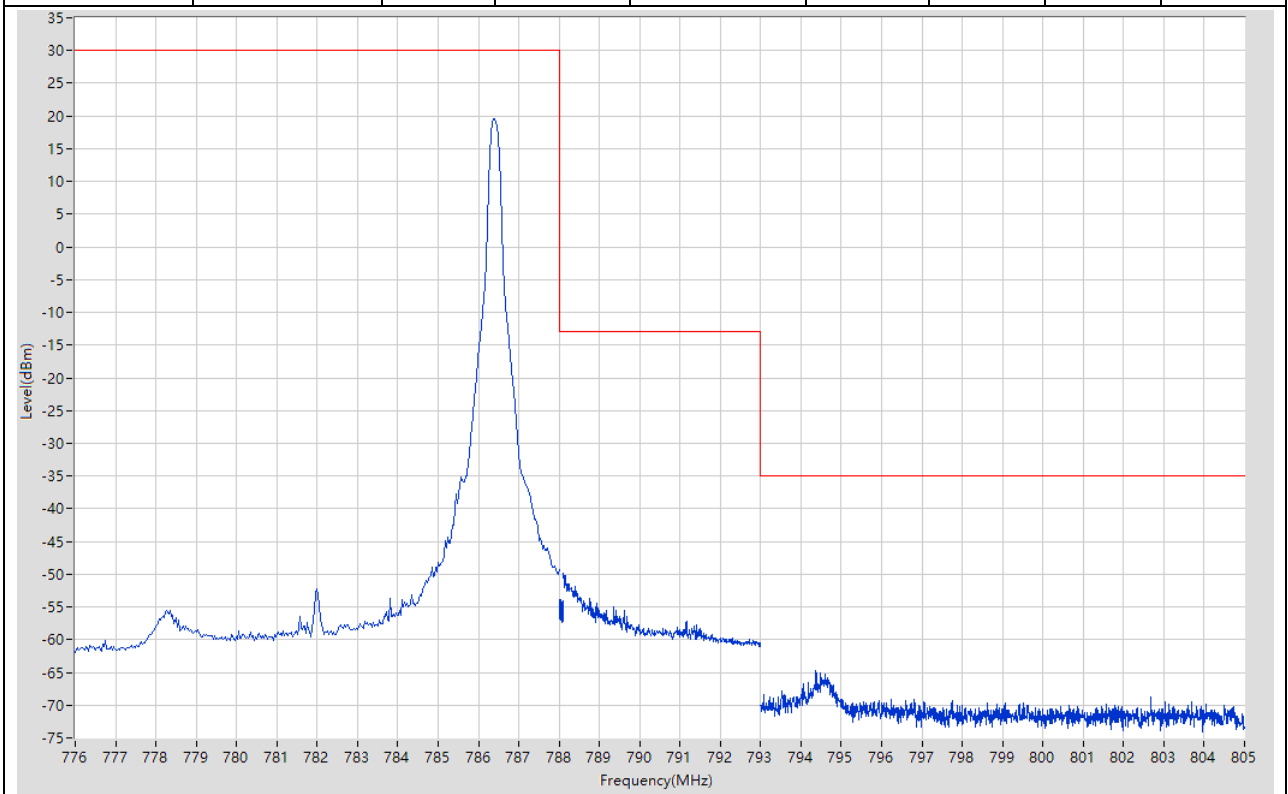
**13.14. LTE Band Edge\_Part22-24-27(NTNV)(Subtest:14, Channel:23230, Bandwidth:10, Modulation:QPSK, RB Number: 50, RB Position:LOW)**

Start Frequency (MHz)	Stop Frequency (MHz)	RBW (MHz)	Detector	Frequency (MHz)	Power (dBm)	Limit (dBm)	Verdict	Sweep Point
776	788	0.1	RMS	780.41	3.19	30	Pass	401
788	788.1	0.03	RMS	788.042	-38.92	-13	Pass	401
788.1	793	0.1	RMS	788.137	-34.38	-13	Pass	401
793	805	0.01	RMS	793.21	-53.13	-35	Pass	1201



**13.15. LTE Band Edge\_Part22-24-27(NTNV)(Subtest:15, Channel:23230, Bandwidth:10, Modulation:Q16, RB Number: 1, RB Position:HIGH)**

Start Frequency (MHz)	Stop Frequency (MHz)	RBW (MHz)	Detector	Frequency (MHz)	Power (dBm)	Limit (dBm)	Verdict	Sweep Point
776	788	0.1	RMS	786.41	19.54	30	Pass	401
788	788.1	0.03	RMS	788.04	-53.8	-13	Pass	401
788.1	793	0.1	RMS	788.112	-49.91	-13	Pass	401
793	805	0.01	RMS	794.37	-64.77	-35	Pass	1201



**13.16. LTE Band Edge\_Part22-24-27(NTNV)(Subtest:16, Channel:23230, Bandwidth:10, Modulation:Q16, RB Number: 50, RB Position:LOW)**

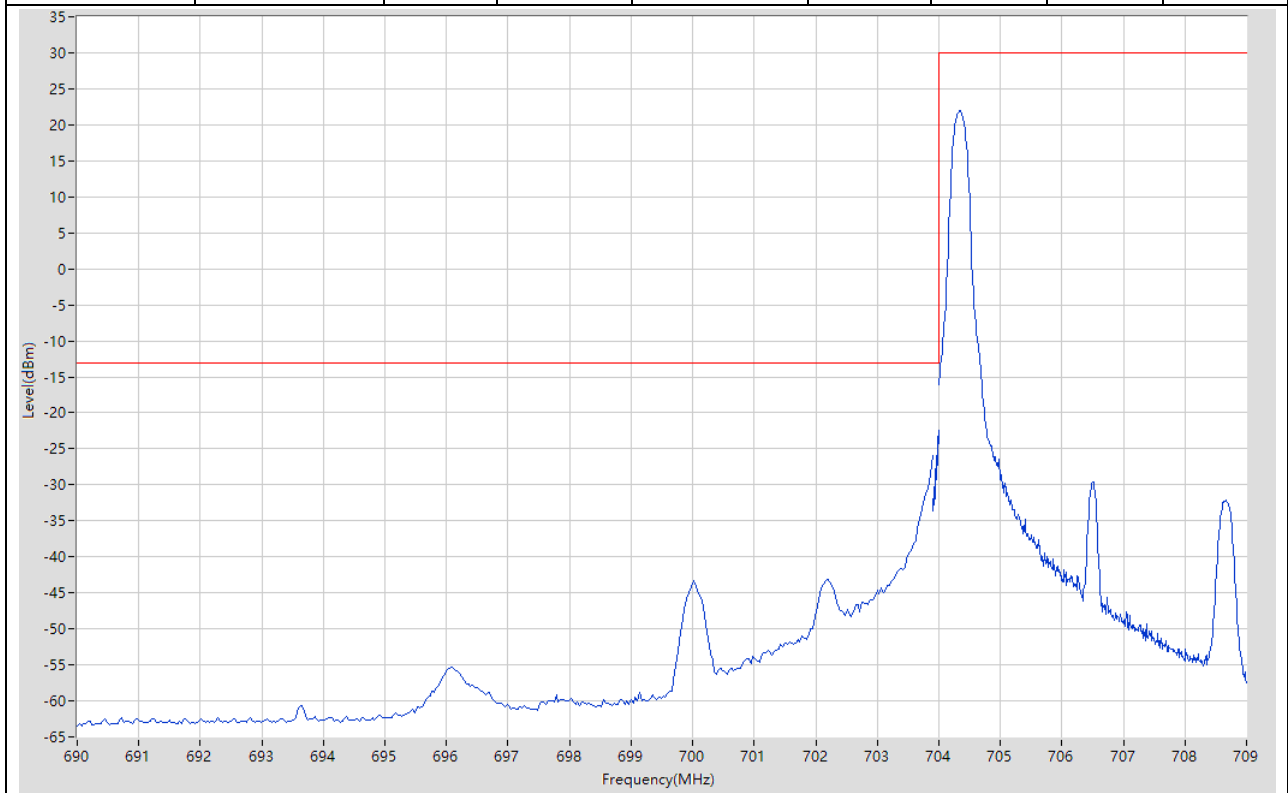
Start Frequency (MHz)	Stop Frequency (MHz)	RBW (MHz)	Detector	Frequency (MHz)	Power (dBm)	Limit (dBm)	Verdict	Sweep Point
776	788	0.1	RMS	781.19	2.22	30	Pass	401
788	788.1	0.03	RMS	788.008	-41.07	-13	Pass	401
788.1	793	0.1	RMS	788.223	-36.41	-13	Pass	401
793	805	0.01	RMS	793.24	-54.41	-35	Pass	1201



## 14. LTE\_Band17

### 14.1. LTE Band Edge\_Part22-24-27(NTNV)(Subtest:1, Channel:23755, Bandwidth:5, Modulation:QPSK, RB Number: 1, RB Position:LOW)

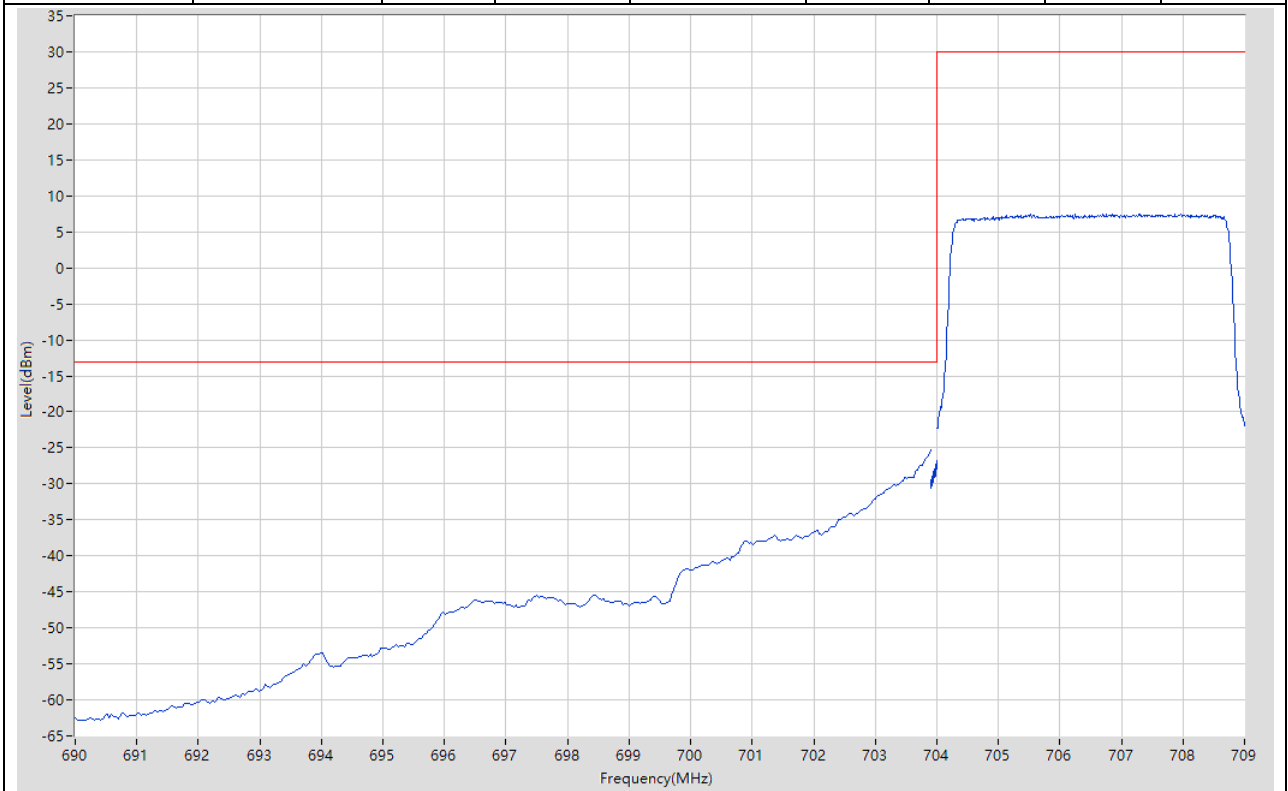
Start Frequency (MHz)	Stop Frequency (MHz)	RBW (MHz)	Detector	Frequency (MHz)	Power (dBm)	Limit (dBm)	Verdict	Sweep Point
690	703.9	0.1	RMS	703.9	-26.01	-13	Pass	401
703.9	704	0.03	RMS	703.999	-22.45	-13	Pass	401
704	709	0.1	RMS	704.35	22.05	30	Pass	401





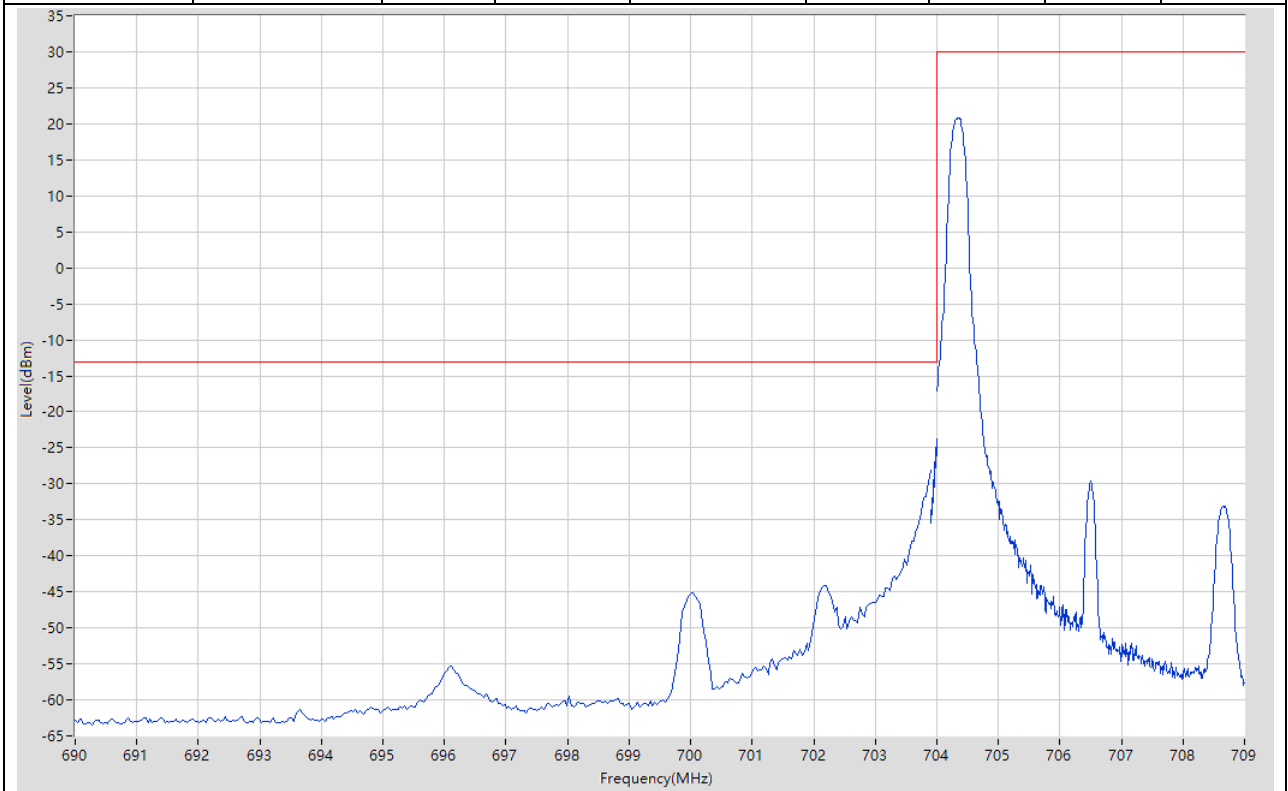
**14.2. LTE Band Edge\_Part22-24-27(NTNV)(Subtest:2, Channel:23755, Bandwidth:5, Modulation:QPSK, RB Number: 25, RB Position:LOW)**

Start Frequency (MHz)	Stop Frequency (MHz)	RBW (MHz)	Detector	Frequency (MHz)	Power (dBm)	Limit (dBm)	Verdict	Sweep Point
690	703.9	0.1	RMS	703.9	-25.18	-13	Pass	401
703.9	704	0.03	RMS	703.999	-26.76	-13	Pass	401
704	709	0.1	RMS	707.963	7.49	30	Pass	401



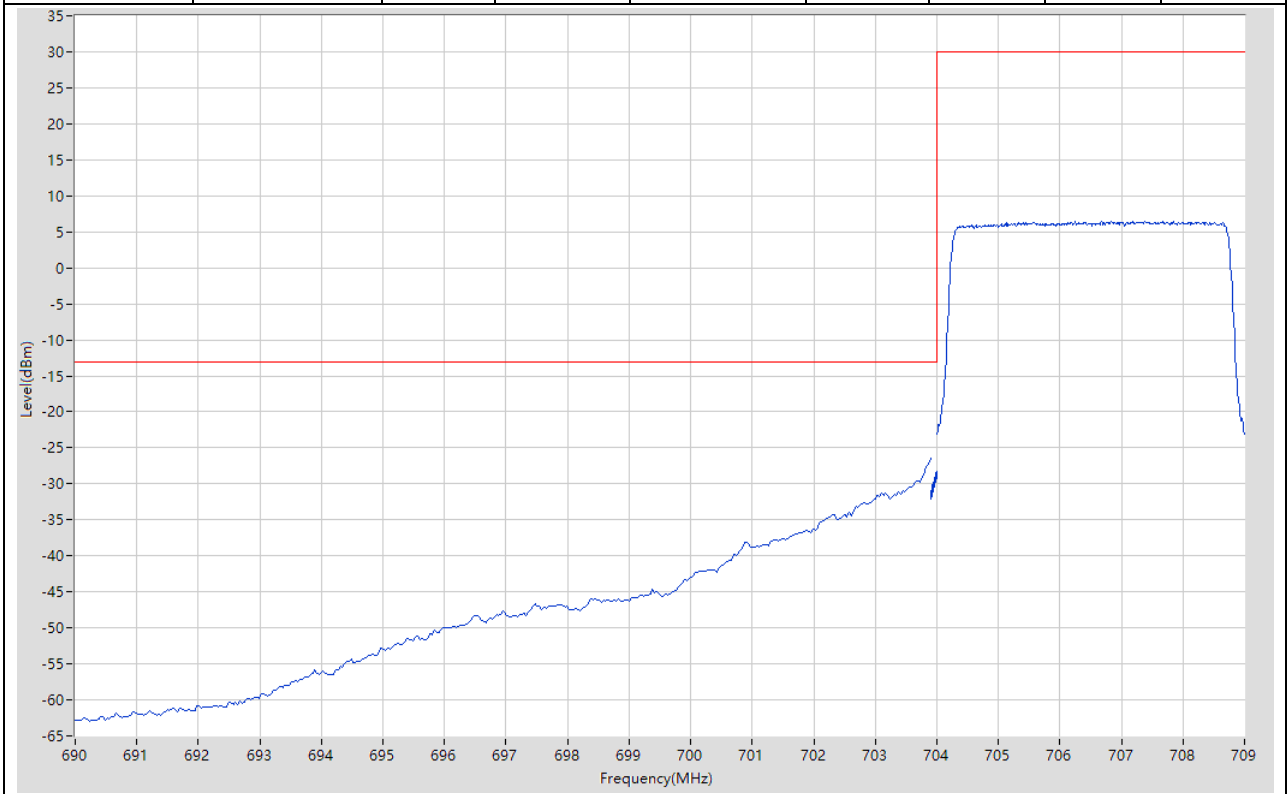
**14.3. LTE Band Edge\_Part22-24-27(NTNV)(Subtest:3, Channel:23755, Bandwidth:5, Modulation:Q16, RB Number: 1, RB Position:LOW)**

Start Frequency (MHz)	Stop Frequency (MHz)	RBW (MHz)	Detector	Frequency (MHz)	Power (dBm)	Limit (dBm)	Verdict	Sweep Point
690	703.9	0.1	RMS	703.9	-28.03	-13	Pass	401
703.9	704	0.03	RMS	704	-23.72	-13	Pass	401
704	709	0.1	RMS	704.338	20.87	30	Pass	401



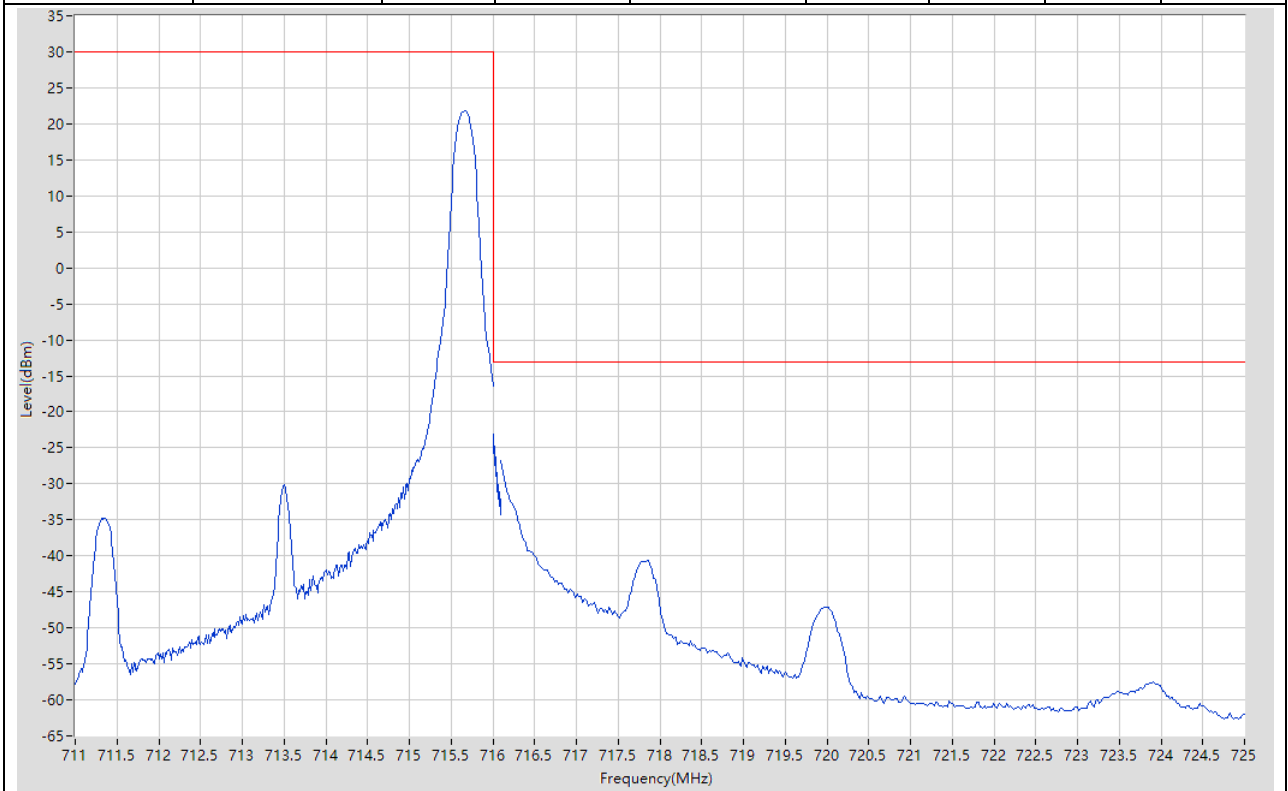
**14.4. LTE Band Edge\_Part22-24-27(NTNV)(Subtest:4, Channel:23755, Bandwidth:5, Modulation:Q16, RB Number: 25, RB Position:LOW)**

Start Frequency (MHz)	Stop Frequency (MHz)	RBW (MHz)	Detector	Frequency (MHz)	Power (dBm)	Limit (dBm)	Verdict	Sweep Point
690	703.9	0.1	RMS	703.9	-26.43	-13	Pass	401
703.9	704	0.03	RMS	703.993	-28.23	-13	Pass	401
704	709	0.1	RMS	707.663	6.48	30	Pass	401



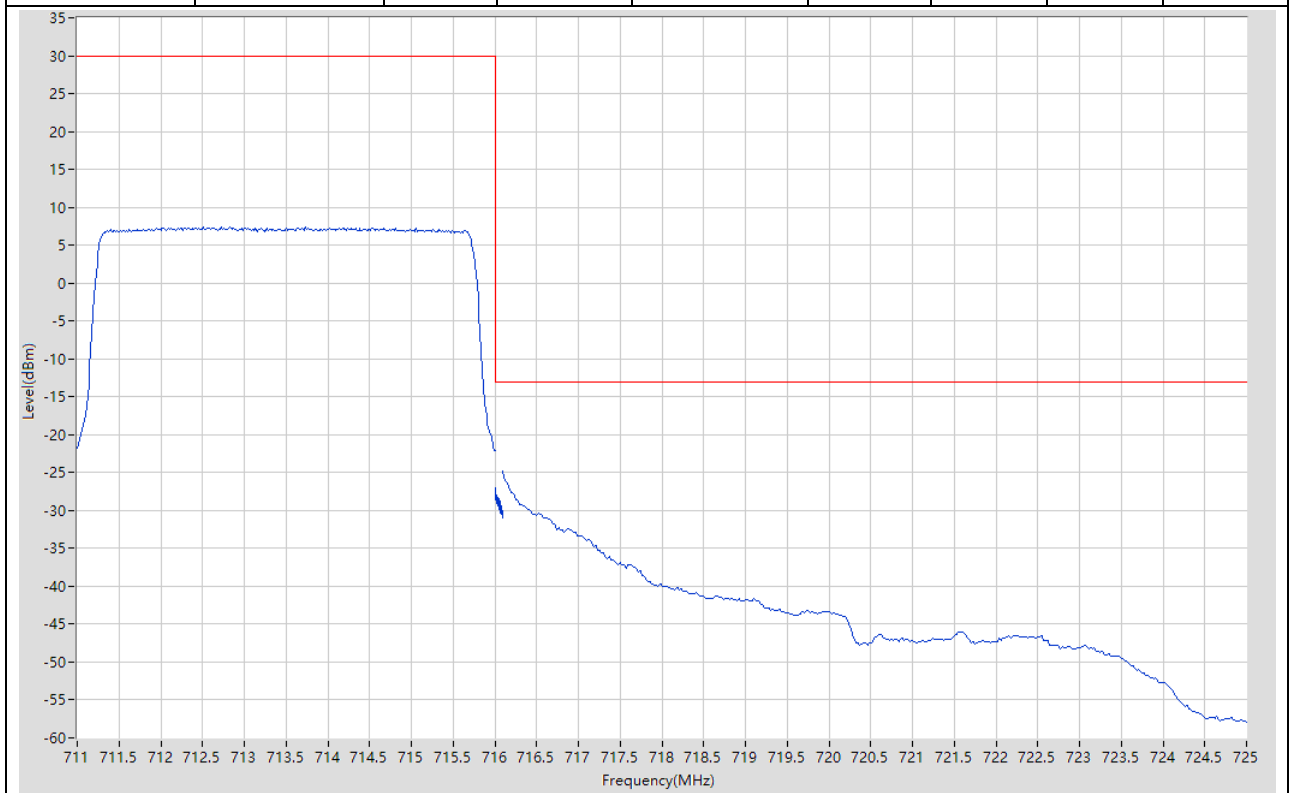
**14.5. LTE Band Edge\_Part22-24-27(NTNV)(Subtest:5, Channel:23825, Bandwidth:5, Modulation:QPSK, RB Number: 1, RB Position:HIGH)**

Start Frequency (MHz)	Stop Frequency (MHz)	RBW (MHz)	Detector	Frequency (MHz)	Power (dBm)	Limit (dBm)	Verdict	Sweep Point
711	716	0.1	RMS	715.663	21.81	30	Pass	401
716	716.1	0.03	RMS	716.001	-23.06	-13	Pass	401
716.1	725	0.1	RMS	716.1	-26.75	-13	Pass	401



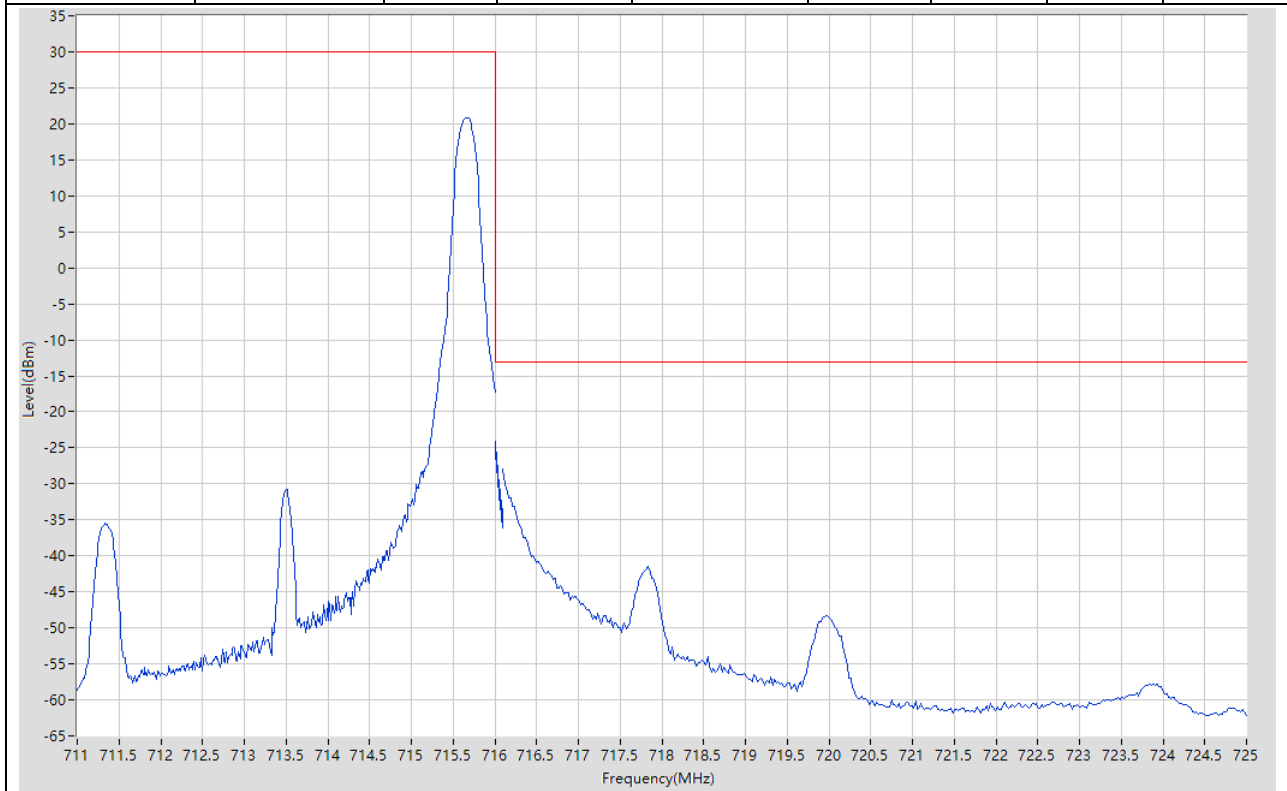
**14.6. LTE Band Edge\_Part22-24-27(NTNV)(Subtest:6, Channel:23825, Bandwidth:5, Modulation:QPSK, RB Number: 25, RB Position:HIGH)**

Start Frequency (MHz)	Stop Frequency (MHz)	RBW (MHz)	Detector	Frequency (MHz)	Power (dBm)	Limit (dBm)	Verdict	Sweep Point
711	716	0.1	RMS	713.738	7.42	30	Pass	401
716	716.1	0.03	RMS	716.001	-27.06	-13	Pass	401
716.1	725	0.1	RMS	716.1	-24.83	-13	Pass	401



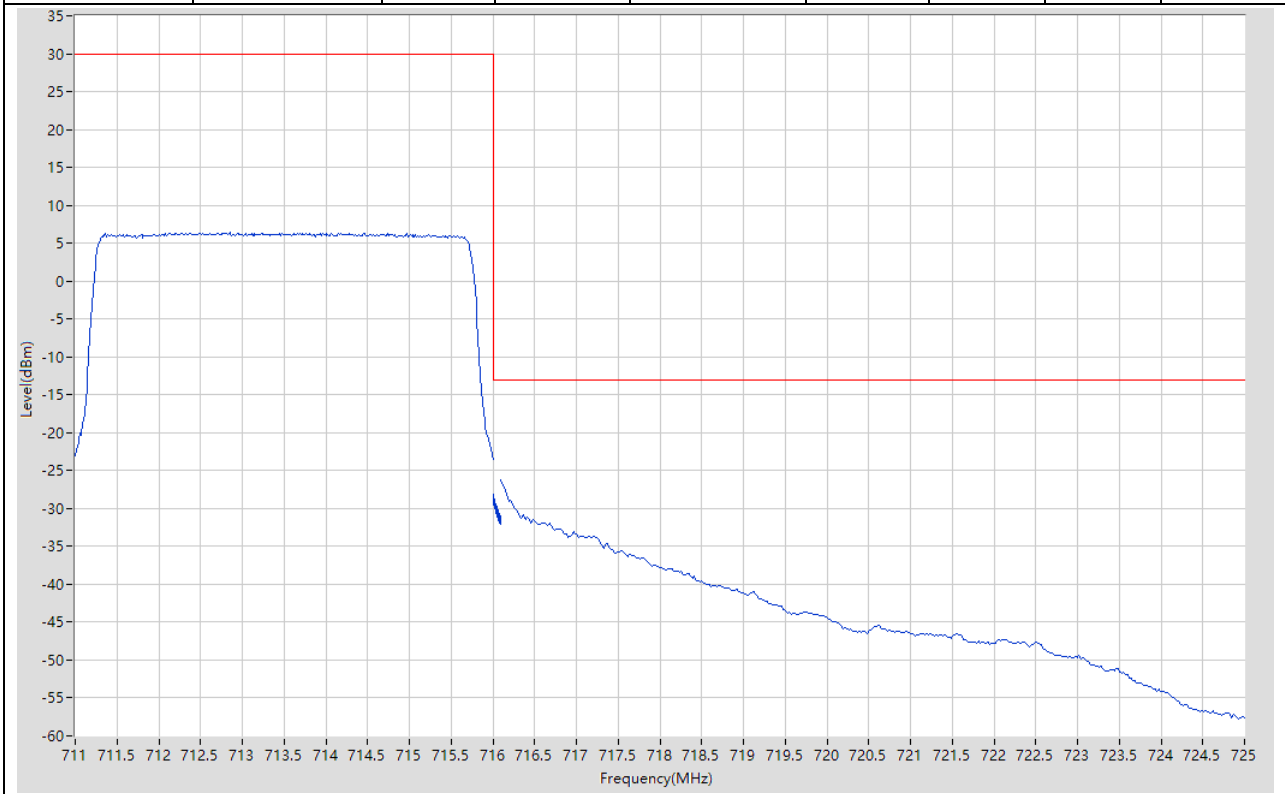
**14.7. LTE Band Edge\_Part22-24-27(NTNV)(Subtest:7, Channel:23825, Bandwidth:5, Modulation:Q16, RB Number: 1, RB Position:HIGH)**

Start Frequency (MHz)	Stop Frequency (MHz)	RBW (MHz)	Detector	Frequency (MHz)	Power (dBm)	Limit (dBm)	Verdict	Sweep Point
711	716	0.1	RMS	715.663	20.83	30	Pass	401
716	716.1	0.03	RMS	716	-24.08	-13	Pass	401
716.1	725	0.1	RMS	716.1	-27.92	-13	Pass	401



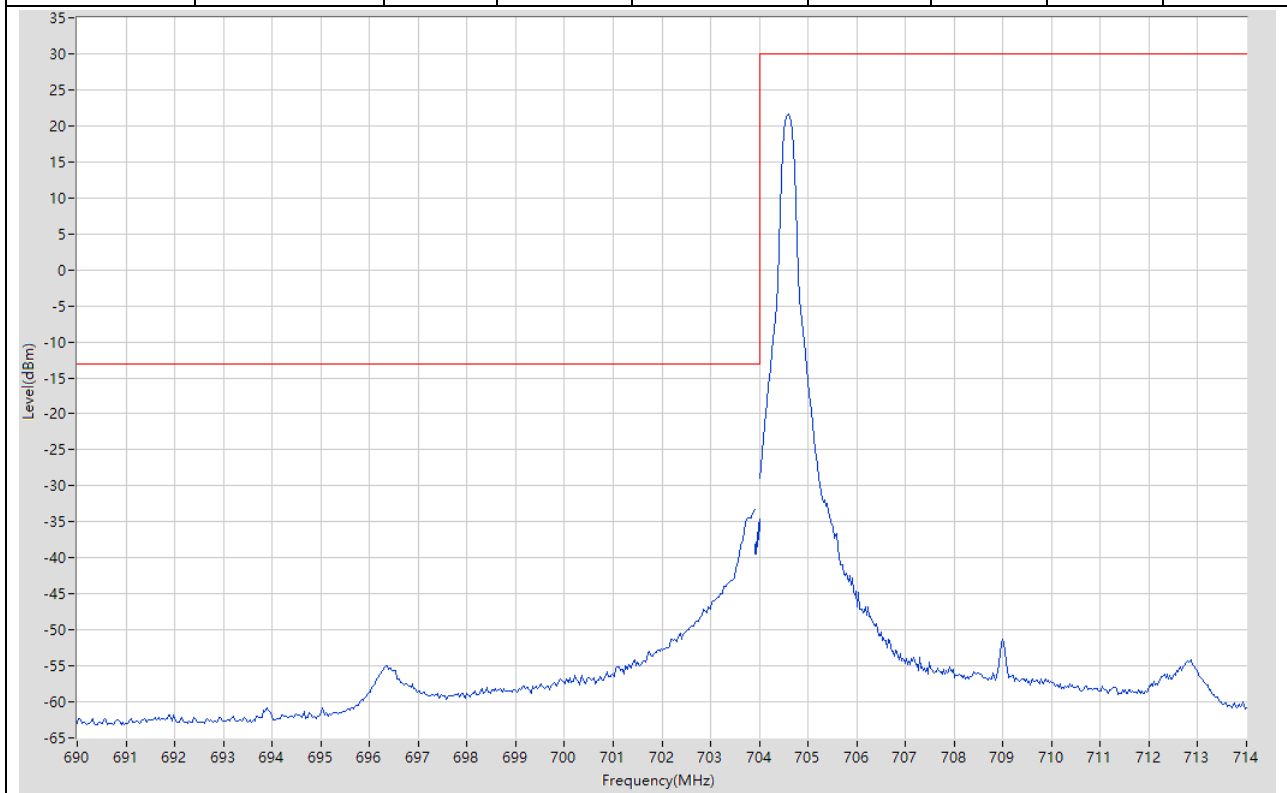
**14.8. LTE Band Edge\_Part22-24-27(NTNV)(Subtest:8, Channel:23825, Bandwidth:5, Modulation:Q16, RB Number: 25, RB Position:HIGH)**

Start Frequency (MHz)	Stop Frequency (MHz)	RBW (MHz)	Detector	Frequency (MHz)	Power (dBm)	Limit (dBm)	Verdict	Sweep Point
711	716	0.1	RMS	712.85	6.39	30	Pass	401
716	716.1	0.03	RMS	716.001	-28.18	-13	Pass	401
716.1	725	0.1	RMS	716.1	-26.22	-13	Pass	401



**14.9. LTE Band Edge\_Part22-24-27(NTNV)(Subtest:9, Channel:23780, Bandwidth:10, Modulation:QPSK, RB Number: 1, RB Position:LOW)**

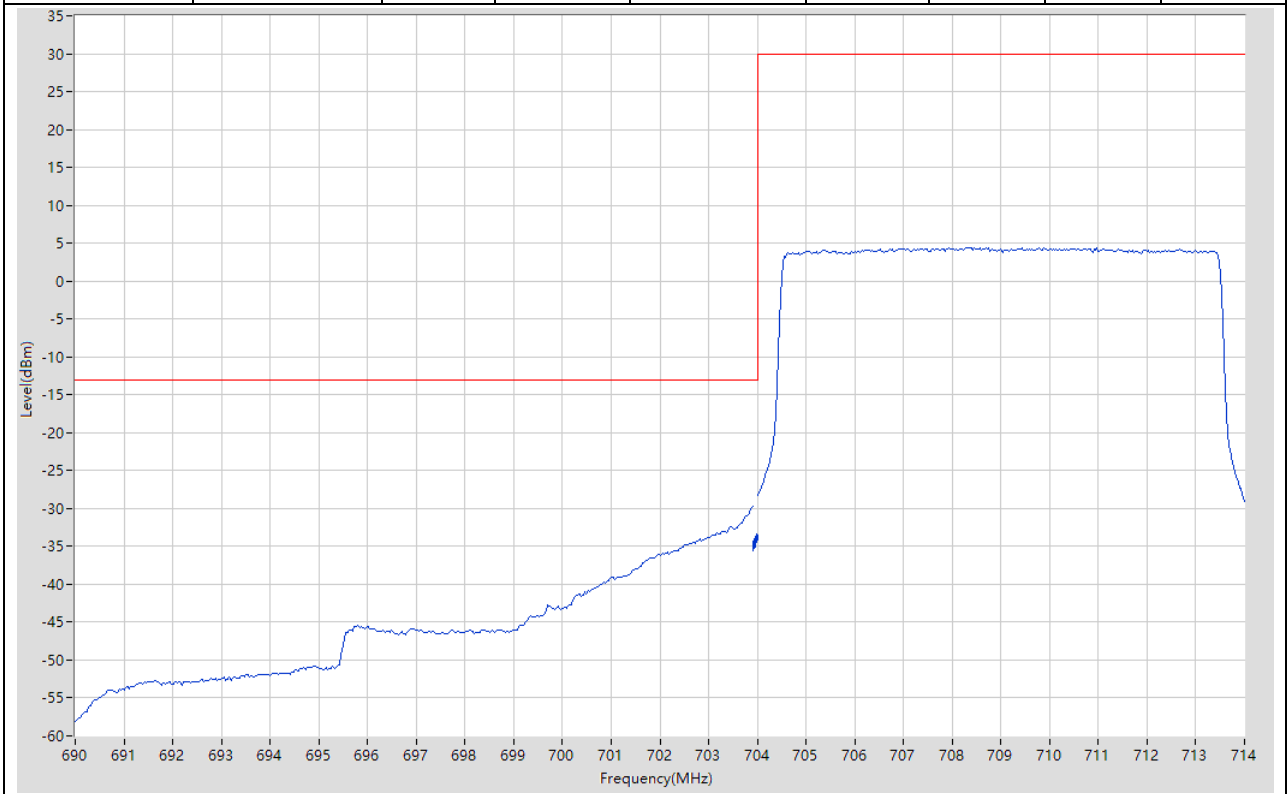
Start Frequency (MHz)	Stop Frequency (MHz)	RBW (MHz)	Detector	Frequency (MHz)	Power (dBm)	Limit (dBm)	Verdict	Sweep Point
690	703.9	0.1	RMS	703.9	-33.29	-13	Pass	401
703.9	704	0.03	RMS	704	-34.57	-13	Pass	401
704	714	0.1	RMS	704.6	21.57	30	Pass	401





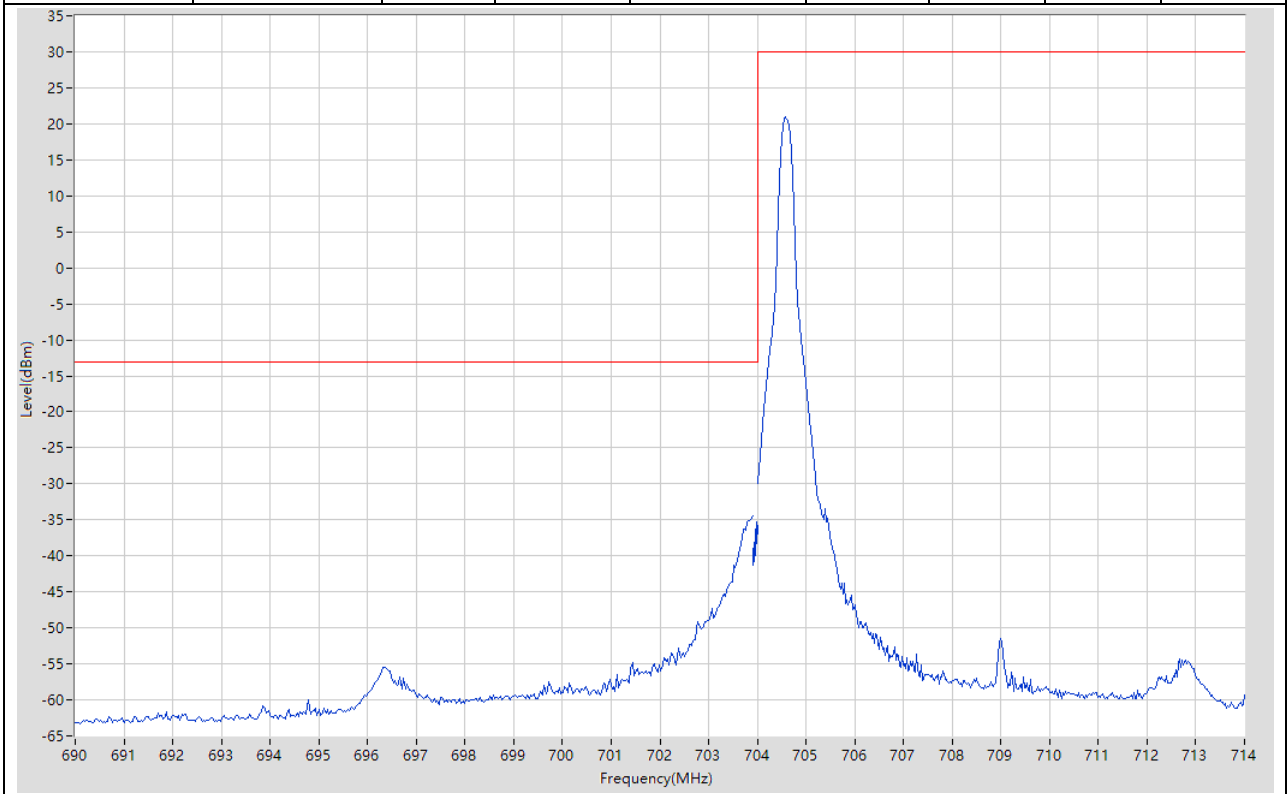
**14.10. LTE Band Edge\_Part22-24-27(NTNV)(Subtest:10, Channel:23780, Bandwidth:10, Modulation:QPSK, RB Number: 50, RB Position:LOW)**

Start Frequency (MHz)	Stop Frequency (MHz)	RBW (MHz)	Detector	Frequency (MHz)	Power (dBm)	Limit (dBm)	Verdict	Sweep Point
690	703.9	0.1	RMS	703.9	-29.64	-13	Pass	401
703.9	704	0.03	RMS	703.995	-33.29	-13	Pass	401
704	714	0.1	RMS	710.975	4.45	30	Pass	401



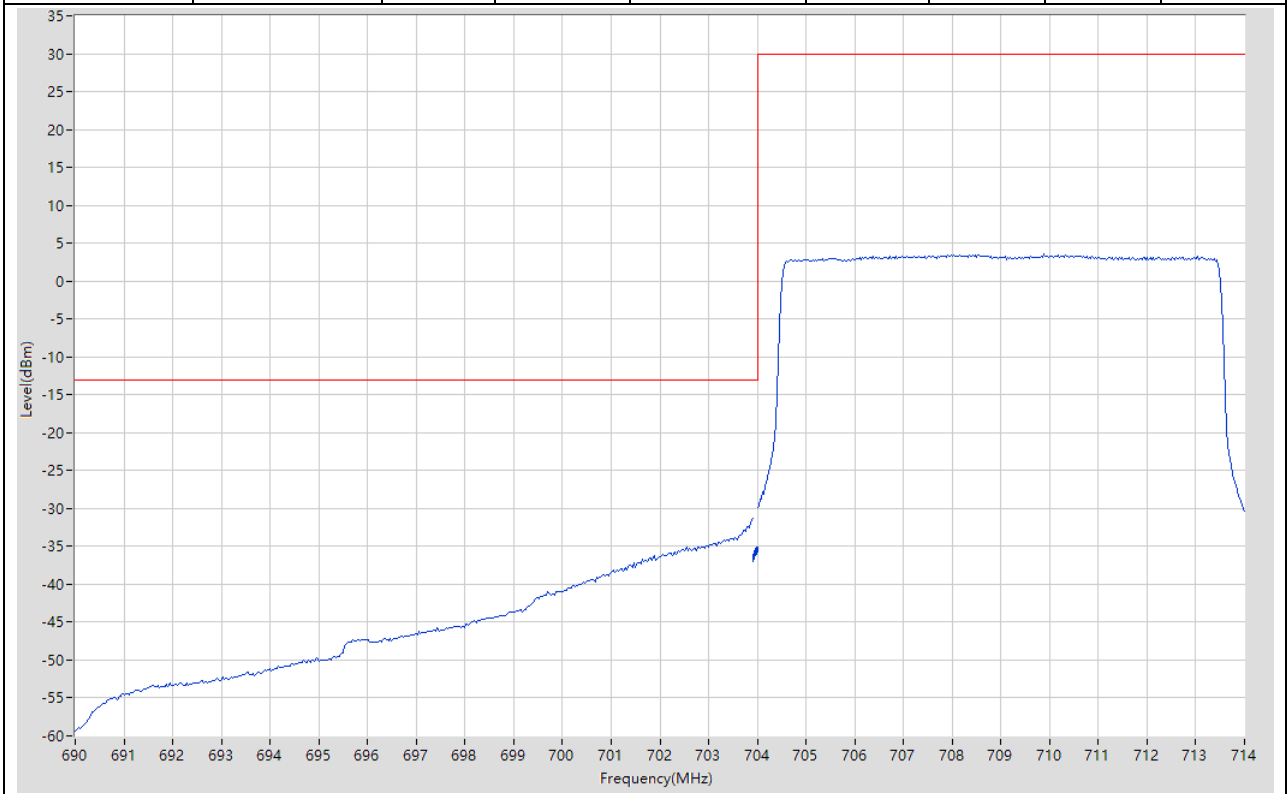
**14.11. LTE Band Edge\_Part22-24-27(NTNV)(Subtest:11, Channel:23780, Bandwidth:10, Modulation:Q16, RB Number: 1, RB Position:LOW)**

Start Frequency (MHz)	Stop Frequency (MHz)	RBW (MHz)	Detector	Frequency (MHz)	Power (dBm)	Limit (dBm)	Verdict	Sweep Point
690	703.9	0.1	RMS	703.9	-34.37	-13	Pass	401
703.9	704	0.03	RMS	703.998	-35.26	-13	Pass	401
704	714	0.1	RMS	704.575	20.92	30	Pass	401



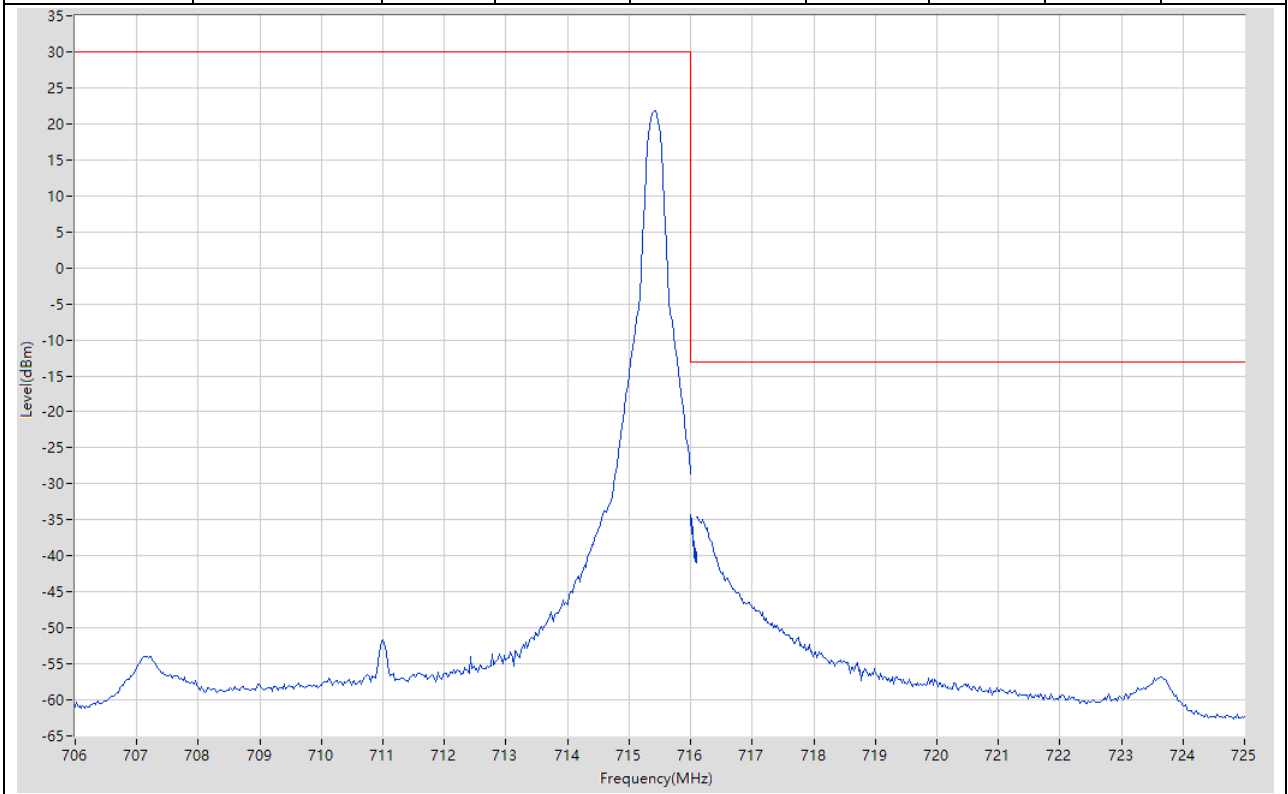
**14.12. LTE Band Edge\_Part22-24-27(NTNV)(Subtest:12, Channel:23780, Bandwidth:10, Modulation:Q16, RB Number: 50, RB Position:LOW)**

Start Frequency (MHz)	Stop Frequency (MHz)	RBW (MHz)	Detector	Frequency (MHz)	Power (dBm)	Limit (dBm)	Verdict	Sweep Point
690	703.9	0.1	RMS	703.9	-31.3	-13	Pass	401
703.9	704	0.03	RMS	703.995	-35.05	-13	Pass	401
704	714	0.1	RMS	709.875	3.57	30	Pass	401



**14.13. LTE Band Edge\_Part22-24-27(NTNV)(Subtest:13, Channel:23800, Bandwidth:10, Modulation:QPSK, RB Number: 1, RB Position:HIGH)**

Start Frequency (MHz)	Stop Frequency (MHz)	RBW (MHz)	Detector	Frequency (MHz)	Power (dBm)	Limit (dBm)	Verdict	Sweep Point
706	716	0.1	RMS	715.425	21.74	30	Pass	401
716	716.1	0.03	RMS	716.001	-34.3	-13	Pass	401
716.1	725	0.1	RMS	716.1	-34.65	-13	Pass	401



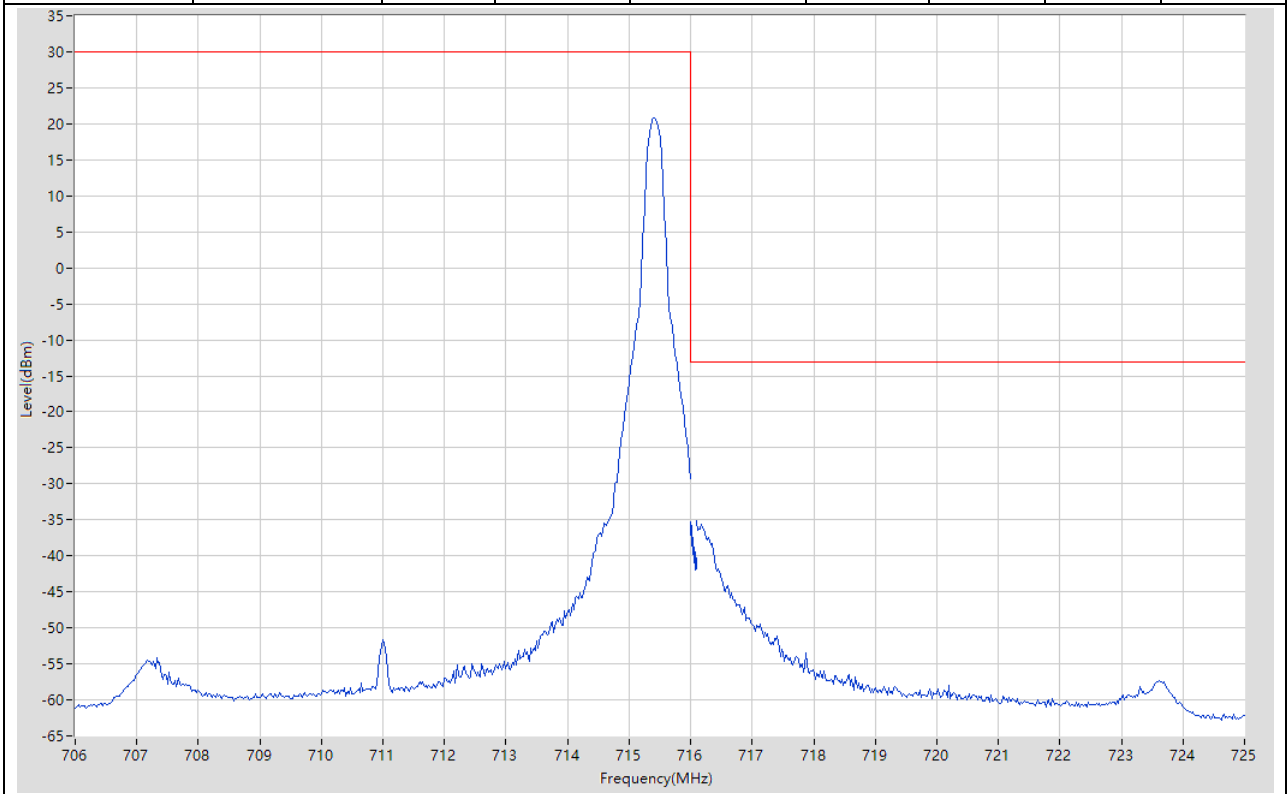
**14.14. LTE Band Edge\_Part22-24-27(NTNV)(Subtest:14, Channel:23800, Bandwidth:10, Modulation:QPSK, RB Number: 50, RB Position:HIGH)**

Start Frequency (MHz)	Stop Frequency (MHz)	RBW (MHz)	Detector	Frequency (MHz)	Power (dBm)	Limit (dBm)	Verdict	Sweep Point
706	716	0.1	RMS	709.75	4.39	30	Pass	401
716	716.1	0.03	RMS	716.003	-33.86	-13	Pass	401
716.1	725	0.1	RMS	716.1	-30.32	-13	Pass	401



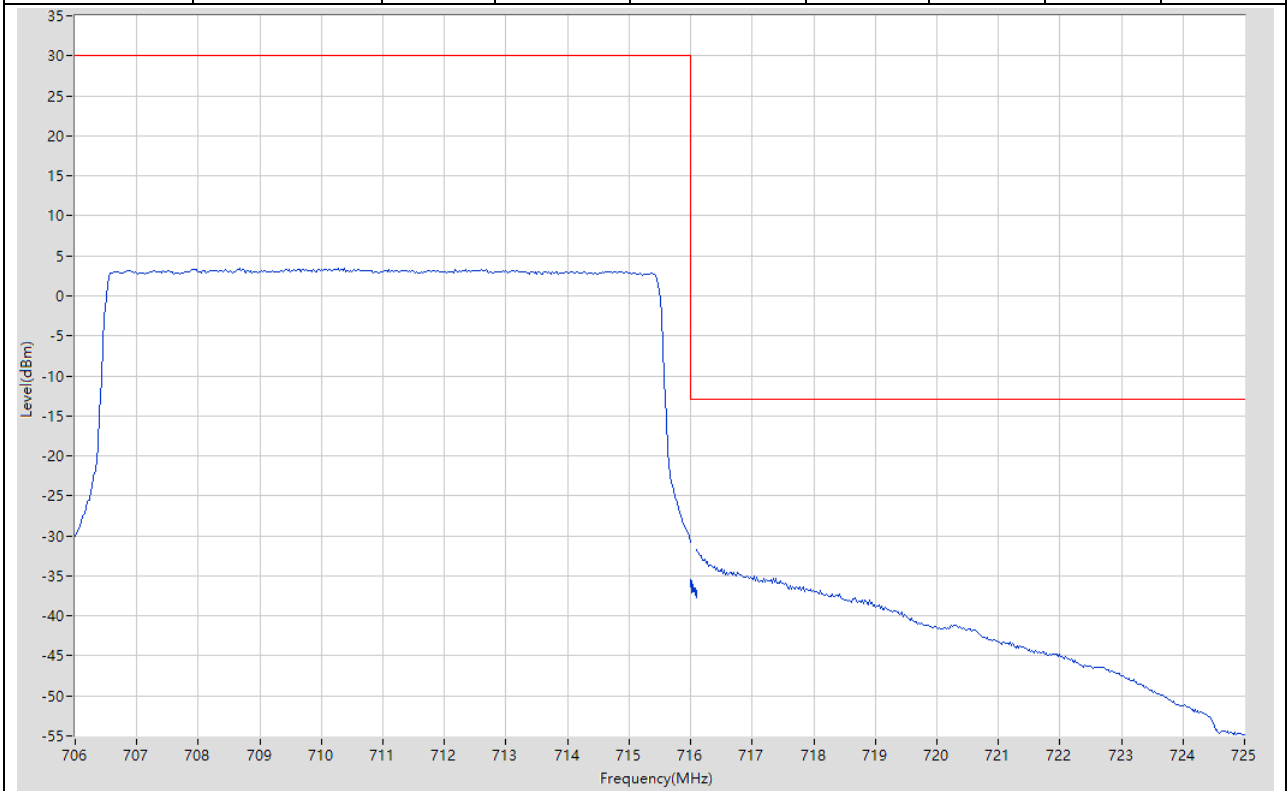
**14.15. LTE Band Edge\_Part22-24-27(NTNV)(Subtest:15, Channel:23800, Bandwidth:10, Modulation:Q16, RB Number: 1, RB Position:HIGH)**

Start Frequency (MHz)	Stop Frequency (MHz)	RBW (MHz)	Detector	Frequency (MHz)	Power (dBm)	Limit (dBm)	Verdict	Sweep Point
706	716	0.1	RMS	715.4	20.82	30	Pass	401
716	716.1	0.03	RMS	716.003	-35.32	-13	Pass	401
716.1	725	0.1	RMS	716.1	-35.11	-13	Pass	401



**14.16. LTE Band Edge\_Part22-24-27(NTNV)(Subtest:16, Channel:23800, Bandwidth:10, Modulation:Q16, RB Number: 50, RB Position:HIGH)**

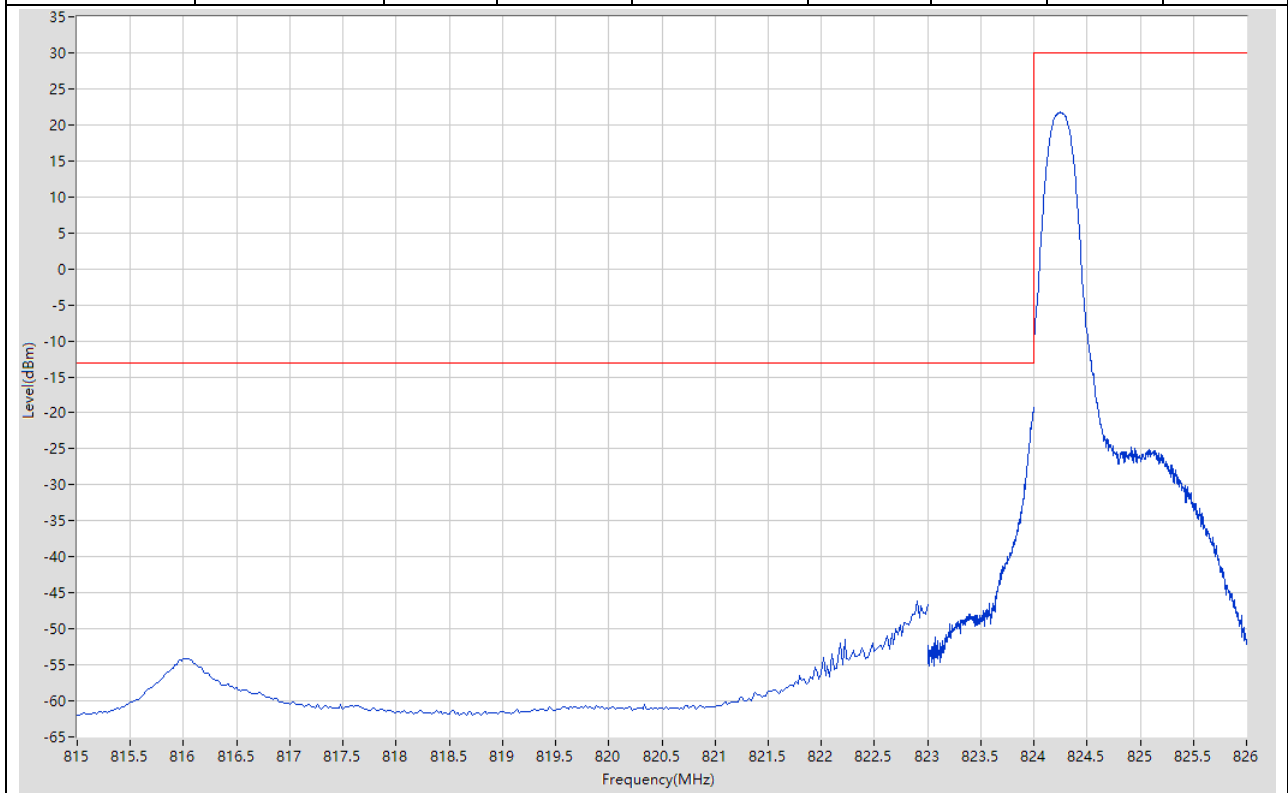
Start Frequency (MHz)	Stop Frequency (MHz)	RBW (MHz)	Detector	Frequency (MHz)	Power (dBm)	Limit (dBm)	Verdict	Sweep Point
706	716	0.1	RMS	710.375	3.42	30	Pass	401
716	716.1	0.03	RMS	716.002	-35.41	-13	Pass	401
716.1	725	0.1	RMS	716.1	-31.73	-13	Pass	401



## 15. LTE\_Band26(part22)

### 15.1. LTE Band Edge\_Part22-24-27(NTNV)(Subtest:1, Channel:26797, Bandwidth:1.4, Modulation:QPSK, RB Number: 1, RB Position:LOW)

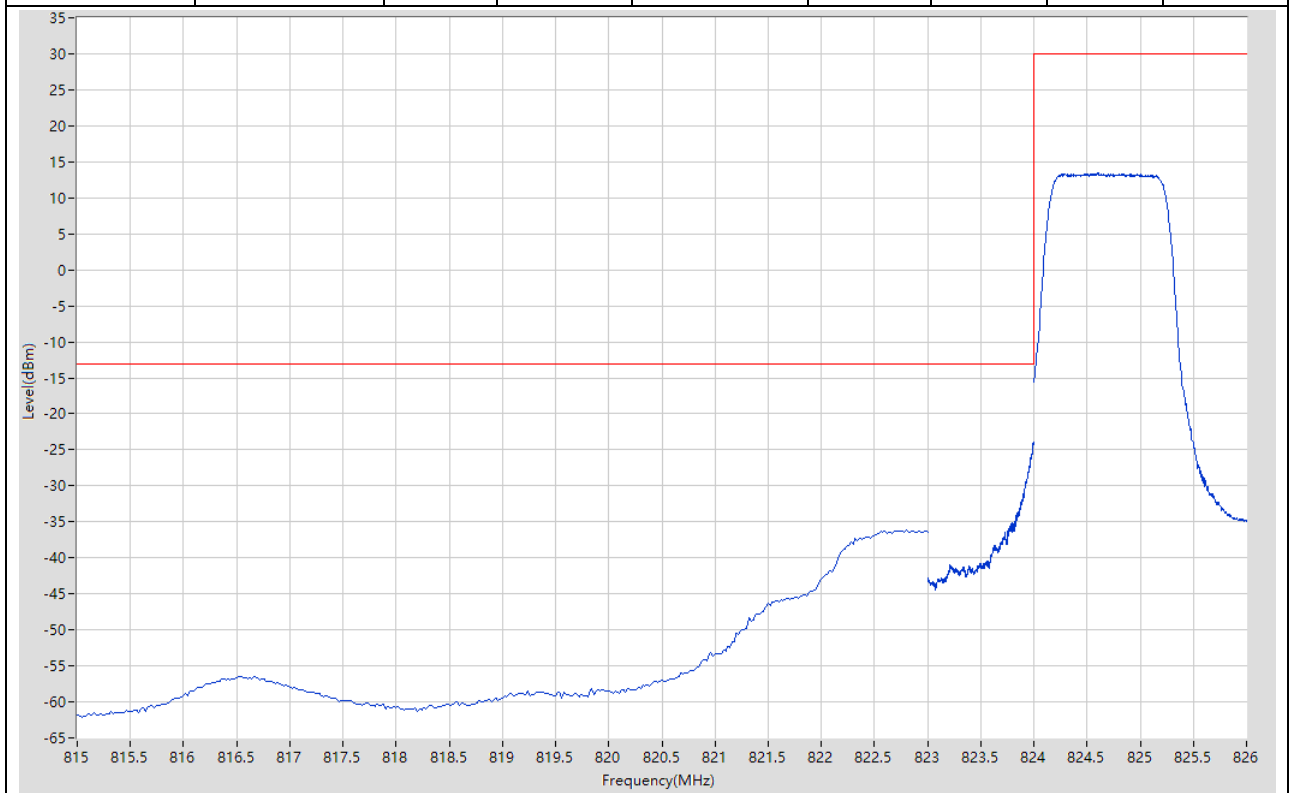
Start Frequency (MHz)	Stop Frequency (MHz)	RBW (MHz)	Detector	Frequency (MHz)	Power (dBm)	Limit (dBm)	Verdict	Sweep Point
815	823	0.1	RMS	822.9	-46.18	-13	Pass	401
823	824	0.02	RMS	824	-19.18	-13	Pass	401
824	826	0.1	RMS	824.245	21.77	30	Pass	401





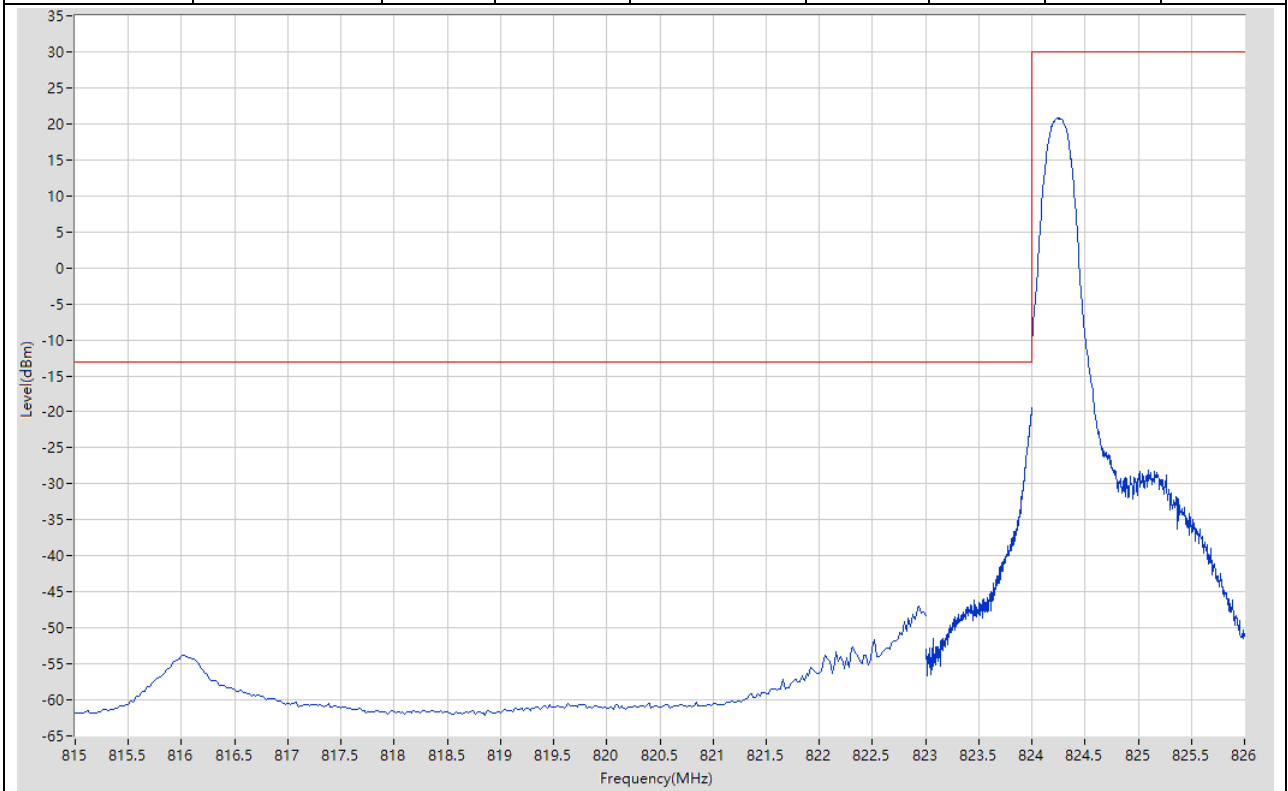
**15.2. LTE Band Edge\_Part22-24-27(NTNV)(Subtest:2, Channel:26797, Bandwidth:1.4, Modulation:QPSK, RB Number: 6, RB Position:LOW)**

Start Frequency (MHz)	Stop Frequency (MHz)	RBW (MHz)	Detector	Frequency (MHz)	Power (dBm)	Limit (dBm)	Verdict	Sweep Point
815	823	0.1	RMS	822.8	-36.16	-13	Pass	401
823	824	0.02	RMS	824	-23.9	-13	Pass	401
824	826	0.1	RMS	824.595	13.53	30	Pass	401



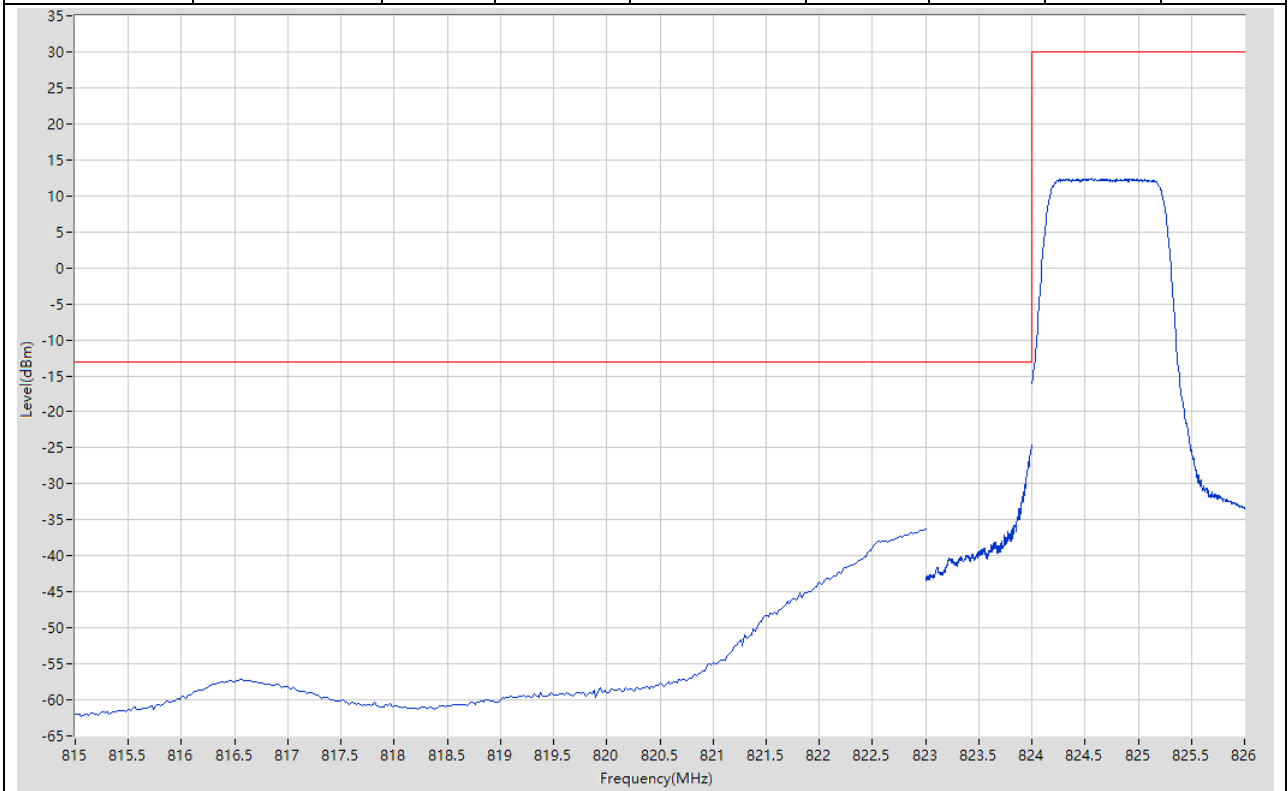
**15.3. LTE Band Edge\_Part22-24-27(NTNV)(Subtest:3, Channel:26797, Bandwidth:1.4, Modulation:Q16, RB Number: 1, RB Position:LOW)**

Start Frequency (MHz)	Stop Frequency (MHz)	RBW (MHz)	Detector	Frequency (MHz)	Power (dBm)	Limit (dBm)	Verdict	Sweep Point
815	823	0.1	RMS	822.94	-46.91	-13	Pass	401
823	824	0.02	RMS	824	-19.44	-13	Pass	401
824	826	0.1	RMS	824.25	20.89	30	Pass	401



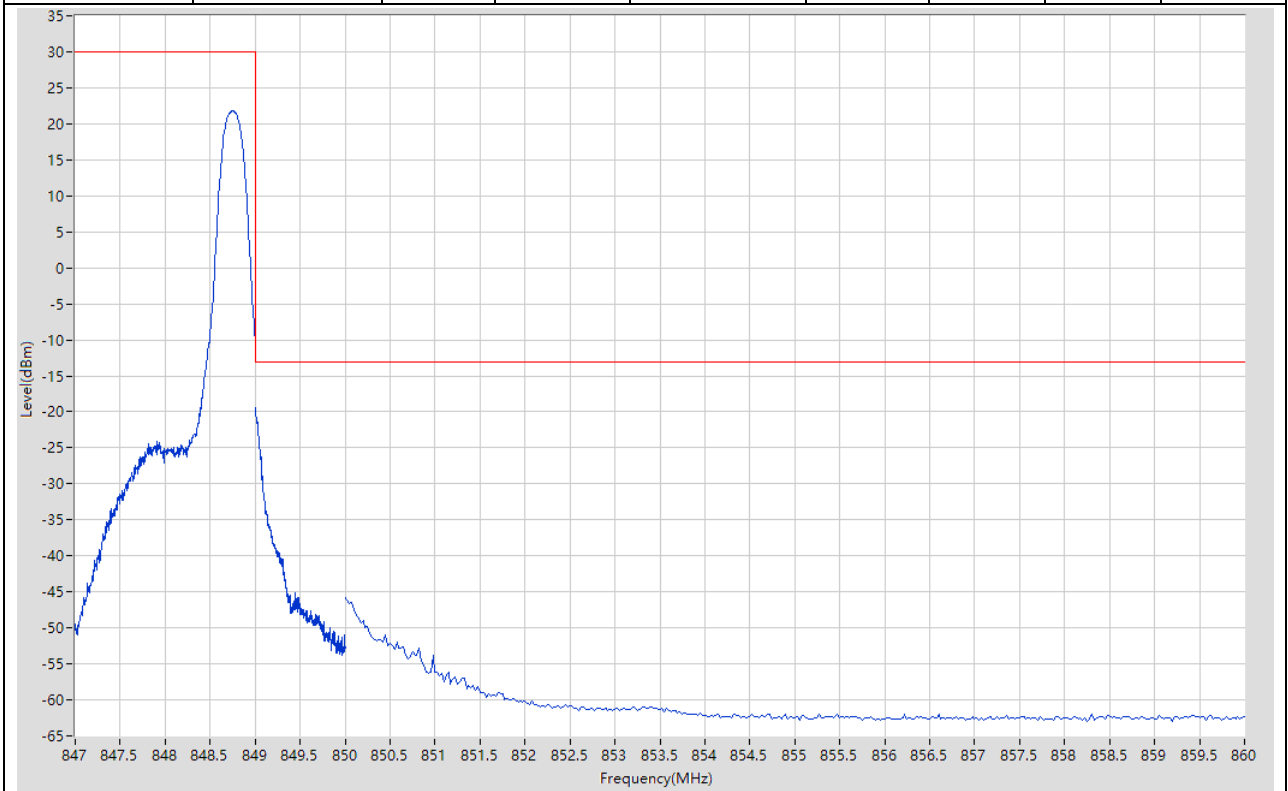
**15.4. LTE Band Edge\_Part22-24-27(NTNV)(Subtest:4, Channel:26797, Bandwidth:1.4, Modulation:Q16, RB Number: 6, RB Position:LOW)**

Start Frequency (MHz)	Stop Frequency (MHz)	RBW (MHz)	Detector	Frequency (MHz)	Power (dBm)	Limit (dBm)	Verdict	Sweep Point
815	823	0.1	RMS	823	-36.21	-13	Pass	401
823	824	0.02	RMS	824	-24.65	-13	Pass	401
824	826	0.1	RMS	824.565	12.41	30	Pass	401



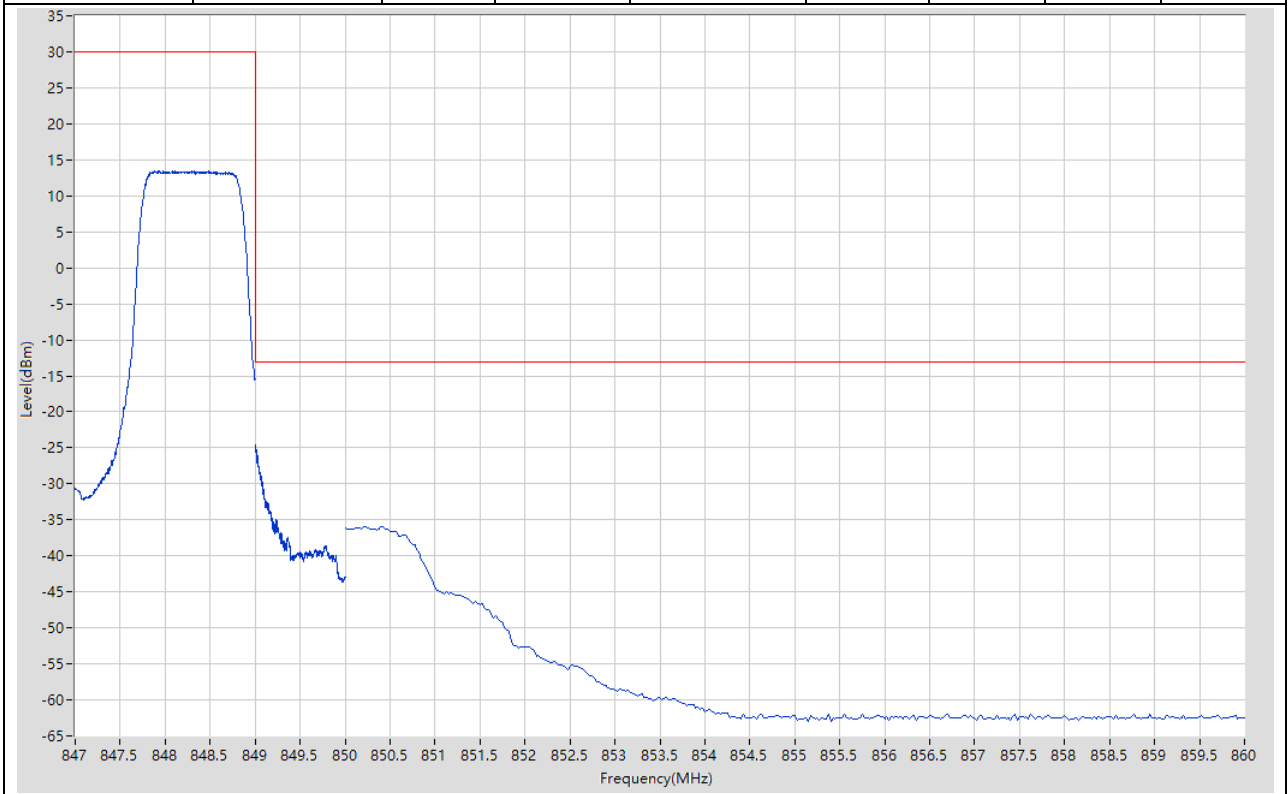
**15.5. LTE Band Edge\_Part22-24-27(NTNV)(Subtest:5, Channel:27033, Bandwidth:1.4, Modulation:QPSK, RB Number: 1, RB Position:HIGH)**

Start Frequency (MHz)	Stop Frequency (MHz)	RBW (MHz)	Detector	Frequency (MHz)	Power (dBm)	Limit (dBm)	Verdict	Sweep Point
847	849	0.1	RMS	848.75	21.83	30	Pass	401
849	850	0.02	RMS	849	-19.48	-13	Pass	401
850	860	0.1	RMS	850	-45.83	-13	Pass	401



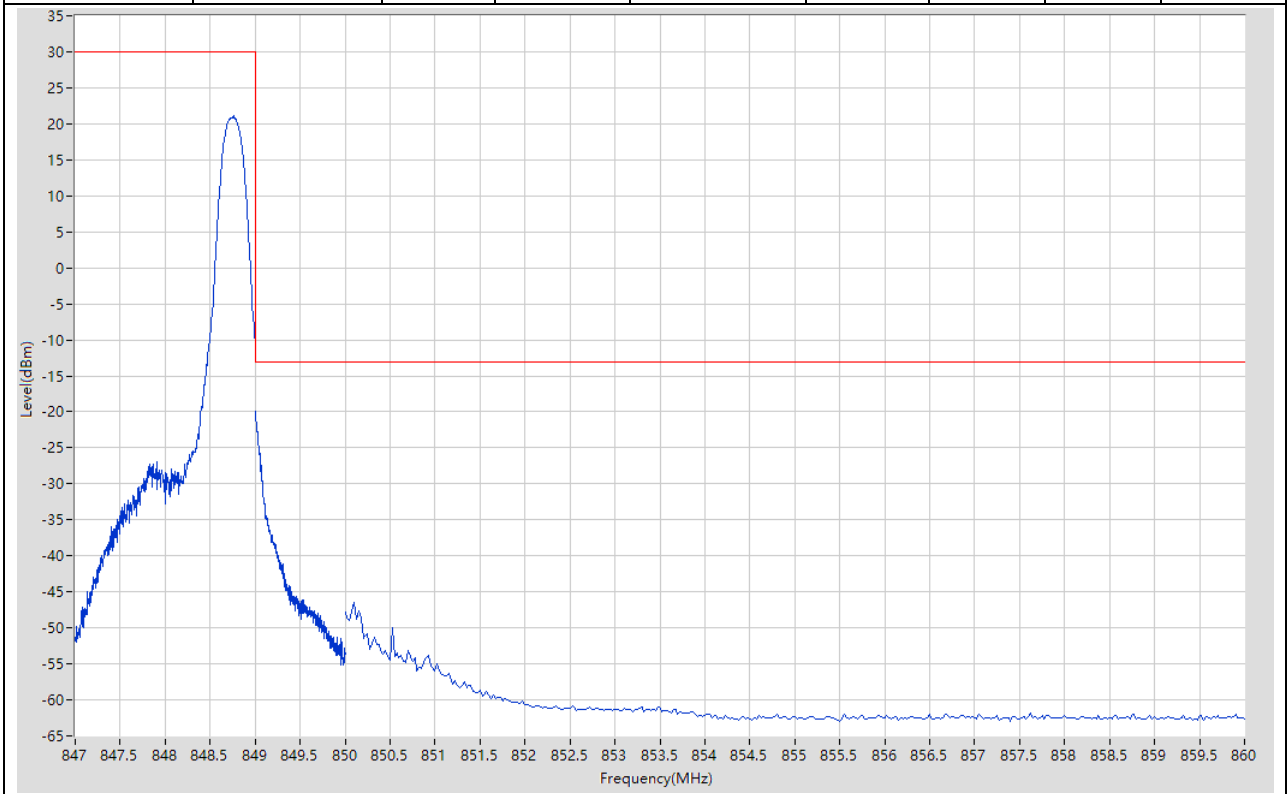
**15.6. LTE Band Edge\_Part22-24-27(NTNV)(Subtest:6, Channel:27033, Bandwidth:1.4, Modulation:QPSK, RB Number: 6, RB Position:HIGH)**

Start Frequency (MHz)	Stop Frequency (MHz)	RBW (MHz)	Detector	Frequency (MHz)	Power (dBm)	Limit (dBm)	Verdict	Sweep Point
847	849	0.1	RMS	847.93	13.5	30	Pass	401
849	850	0.02	RMS	849.008	-24.65	-13	Pass	401
850	860	0.1	RMS	850.425	-35.9	-13	Pass	401



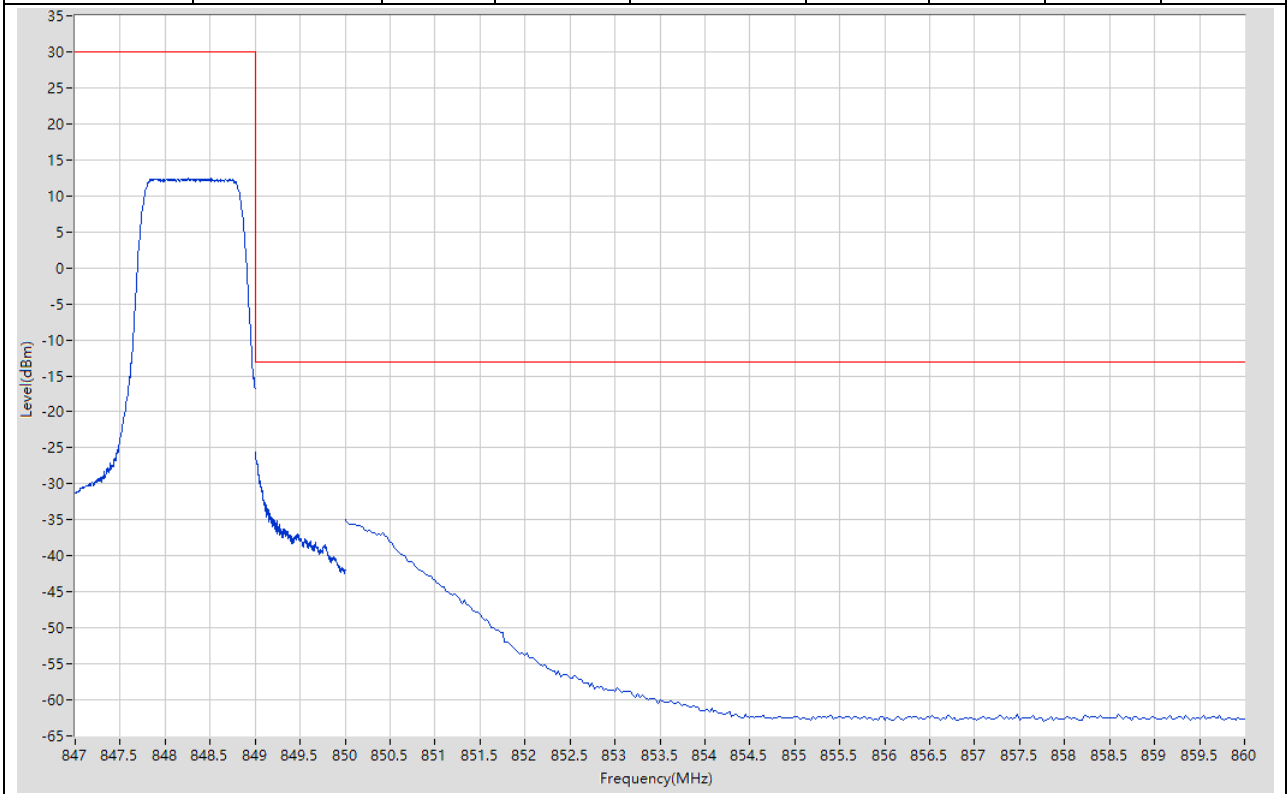
**15.7. LTE Band Edge\_Part22-24-27(NTNV)(Subtest:7, Channel:27033, Bandwidth:1.4, Modulation:Q16, RB Number: 1, RB Position:HIGH)**

Start Frequency (MHz)	Stop Frequency (MHz)	RBW (MHz)	Detector	Frequency (MHz)	Power (dBm)	Limit (dBm)	Verdict	Sweep Point
847	849	0.1	RMS	848.76	21.08	30	Pass	401
849	850	0.02	RMS	849	-19.98	-13	Pass	401
850	860	0.1	RMS	850.1	-46.53	-13	Pass	401



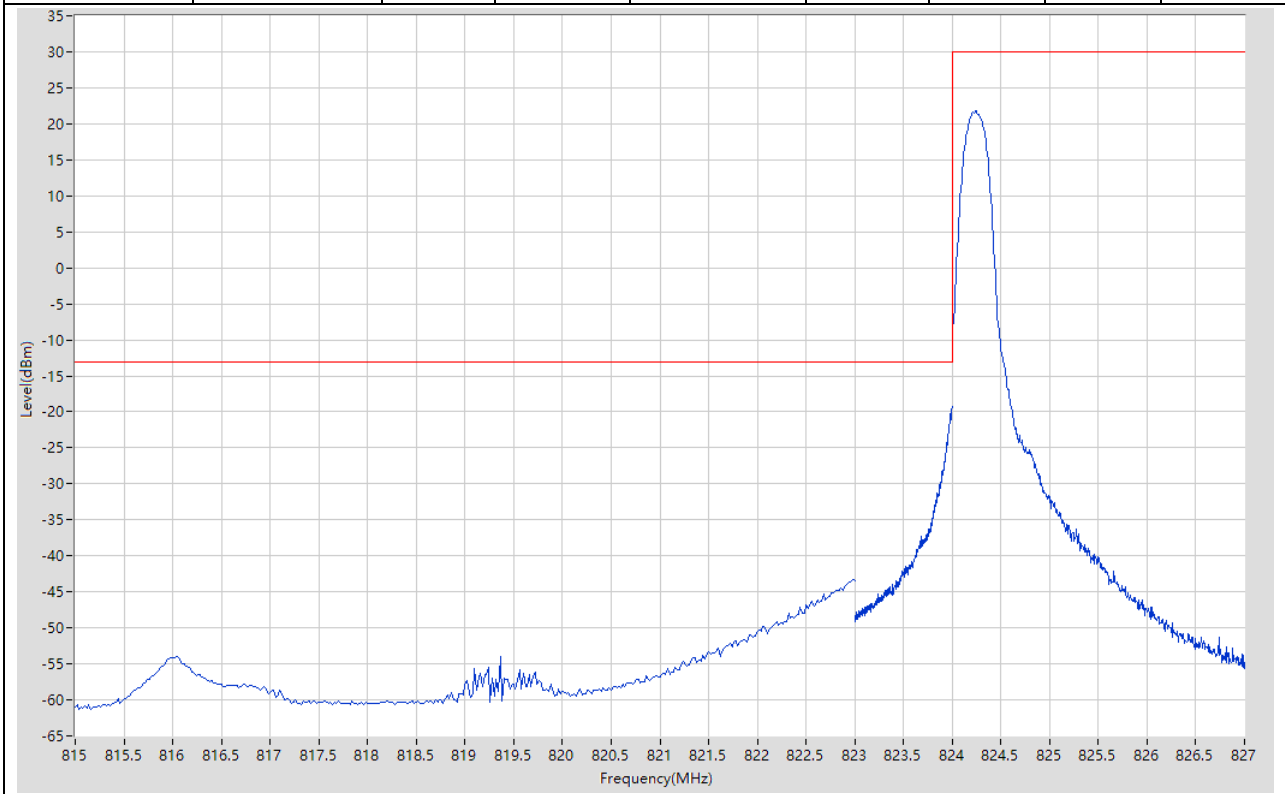
**15.8. LTE Band Edge\_Part22-24-27(NTNV)(Subtest:8, Channel:27033, Bandwidth:1.4, Modulation:Q16, RB Number: 6, RB Position:HIGH)**

Start Frequency (MHz)	Stop Frequency (MHz)	RBW (MHz)	Detector	Frequency (MHz)	Power (dBm)	Limit (dBm)	Verdict	Sweep Point
847	849	0.1	RMS	848.26	12.41	30	Pass	401
849	850	0.02	RMS	849	-25.62	-13	Pass	401
850	860	0.1	RMS	850	-34.97	-13	Pass	401



**15.9. LTE Band Edge\_Part22-24-27(NTNV)(Subtest:9, Channel:26805, Bandwidth:3, Modulation:QPSK, RB Number: 1, RB Position:LOW)**

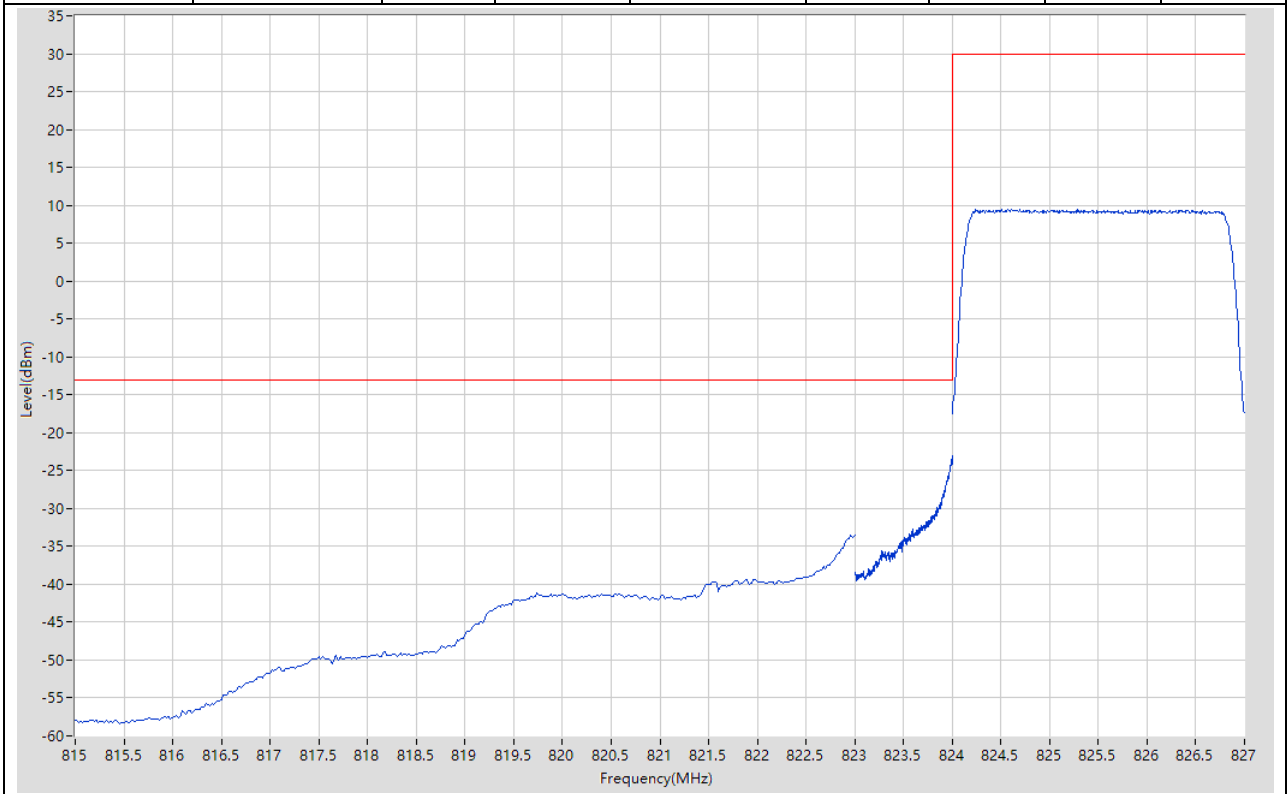
Start Frequency (MHz)	Stop Frequency (MHz)	RBW (MHz)	Detector	Frequency (MHz)	Power (dBm)	Limit (dBm)	Verdict	Sweep Point
815	823	0.1	RMS	822.98	-43.35	-13	Pass	401
823	824	0.03	RMS	823.998	-19.33	-13	Pass	401
824	827	0.1	RMS	824.24	21.77	30	Pass	401





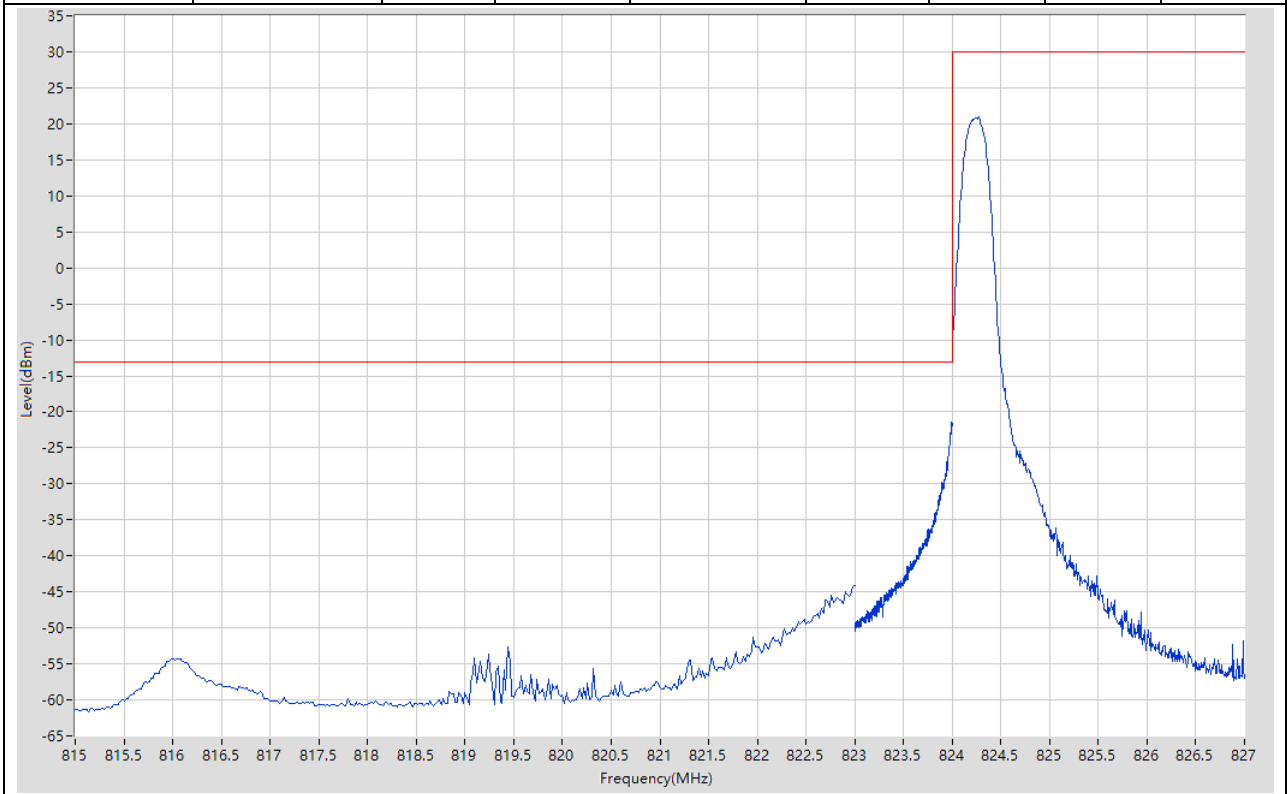
**15.10. LTE Band Edge\_Part22-24-27(NTNV)(Subtest:10, Channel:26805, Bandwidth:3, Modulation:QPSK, RB Number: 15, RB Position:LOW)**

Start Frequency (MHz)	Stop Frequency (MHz)	RBW (MHz)	Detector	Frequency (MHz)	Power (dBm)	Limit (dBm)	Verdict	Sweep Point
815	823	0.1	RMS	823	-33.46	-13	Pass	401
823	824	0.03	RMS	824	-23.07	-13	Pass	401
824	827	0.1	RMS	824.57	9.43	30	Pass	401



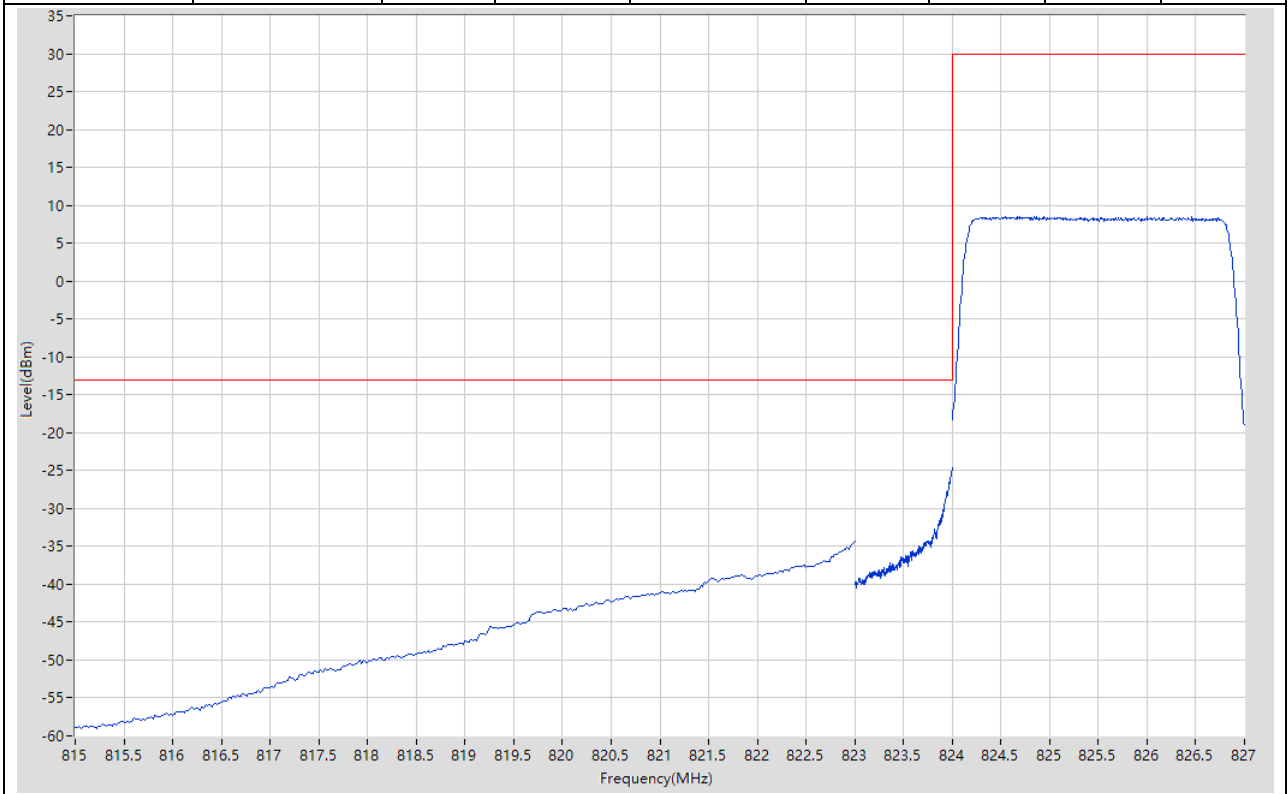
**15.11. LTE Band Edge\_Part22-24-27(NTNV)(Subtest:11, Channel:26805, Bandwidth:3, Modulation:Q16, RB Number: 1, RB Position:LOW)**

Start Frequency (MHz)	Stop Frequency (MHz)	RBW (MHz)	Detector	Frequency (MHz)	Power (dBm)	Limit (dBm)	Verdict	Sweep Point
815	823	0.1	RMS	823	-44.12	-13	Pass	401
823	824	0.03	RMS	823.995	-21.36	-13	Pass	401
824	827	0.1	RMS	824.278	20.95	30	Pass	401



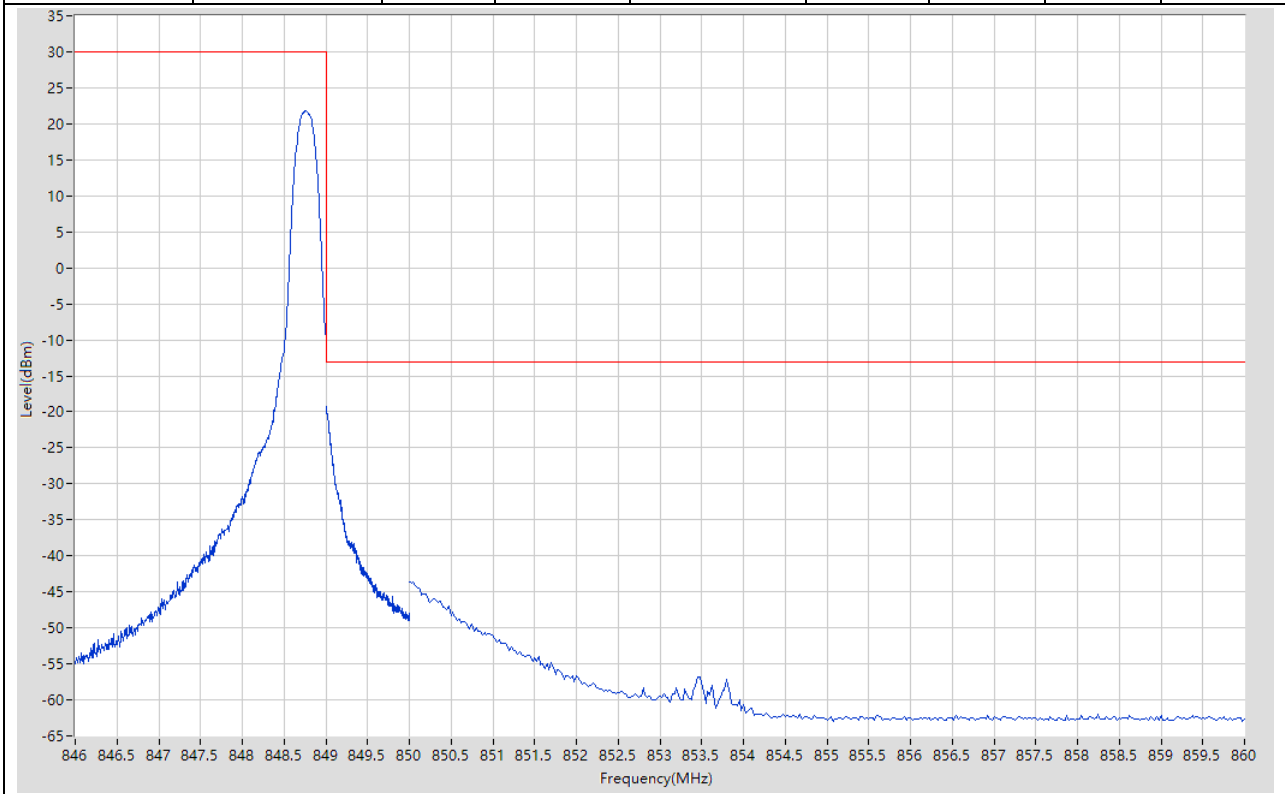
**15.12. LTE Band Edge\_Part22-24-27(NTNV)(Subtest:12, Channel:26805, Bandwidth:3, Modulation:Q16, RB Number: 15, RB Position:LOW)**

Start Frequency (MHz)	Stop Frequency (MHz)	RBW (MHz)	Detector	Frequency (MHz)	Power (dBm)	Limit (dBm)	Verdict	Sweep Point
815	823	0.1	RMS	823	-34.26	-13	Pass	401
823	824	0.03	RMS	824	-24.56	-13	Pass	401
824	827	0.1	RMS	826.003	8.52	30	Pass	401



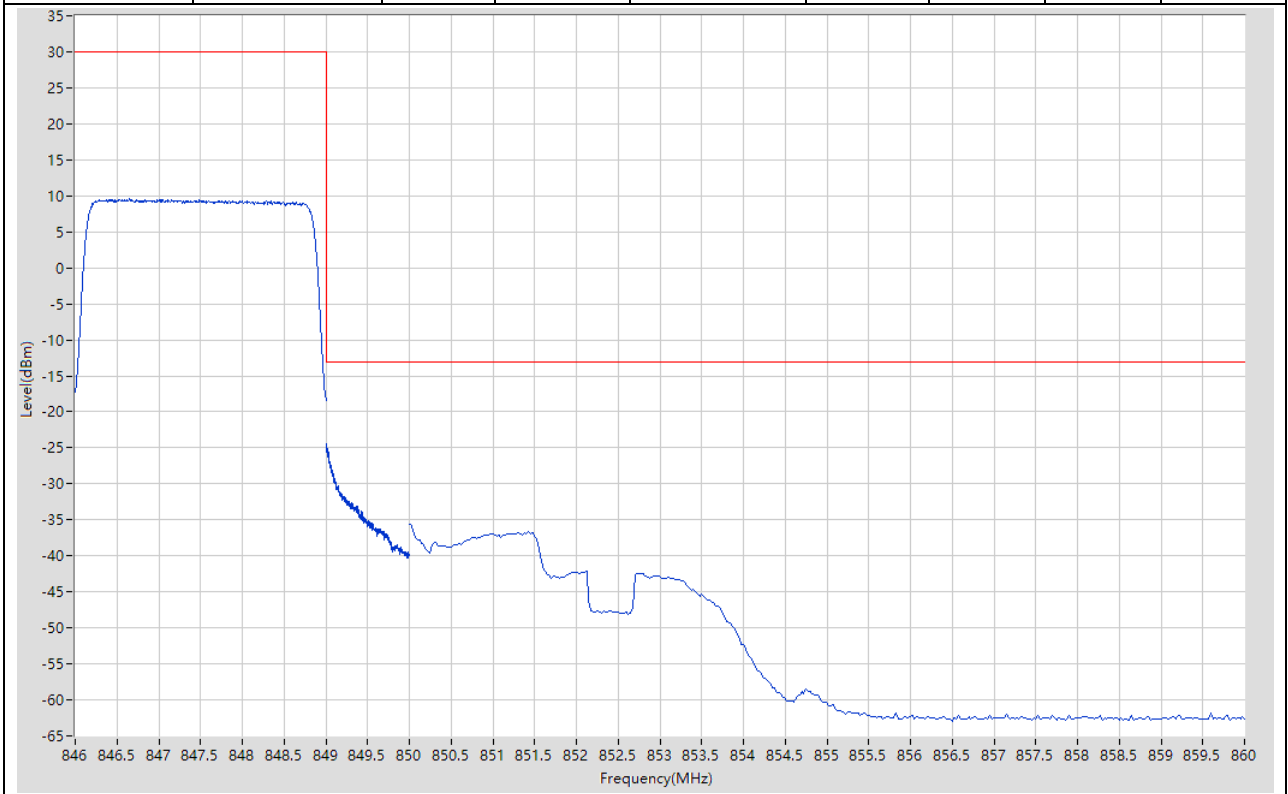
**15.13. LTE Band Edge\_Part22-24-27(NTNV)(Subtest:13, Channel:27025, Bandwidth:3, Modulation:QPSK, RB Number: 1, RB Position:HIGH)**

Start Frequency (MHz)	Stop Frequency (MHz)	RBW (MHz)	Detector	Frequency (MHz)	Power (dBm)	Limit (dBm)	Verdict	Sweep Point
846	849	0.1	RMS	848.768	21.76	30	Pass	401
849	850	0.03	RMS	849	-19.25	-13	Pass	401
850	860	0.1	RMS	850	-43.64	-13	Pass	401



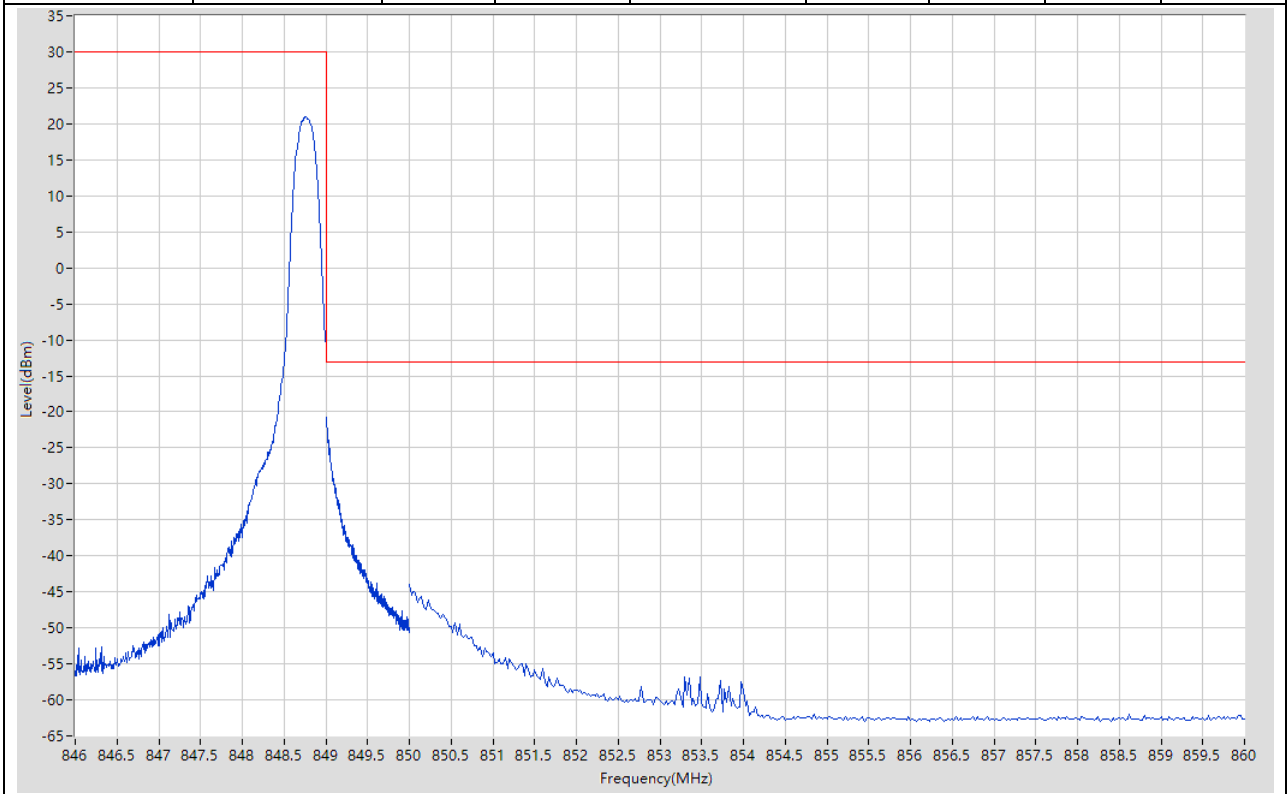
**15.14. LTE Band Edge\_Part22-24-27(NTNV)(Subtest:14, Channel:27025, Bandwidth:3, Modulation:QPSK, RB Number: 15, RB Position:HIGH)**

Start Frequency (MHz)	Stop Frequency (MHz)	RBW (MHz)	Detector	Frequency (MHz)	Power (dBm)	Limit (dBm)	Verdict	Sweep Point
846	849	0.1	RMS	846.653	9.62	30	Pass	401
849	850	0.03	RMS	849.003	-24.41	-13	Pass	401
850	860	0.1	RMS	850	-35.67	-13	Pass	401



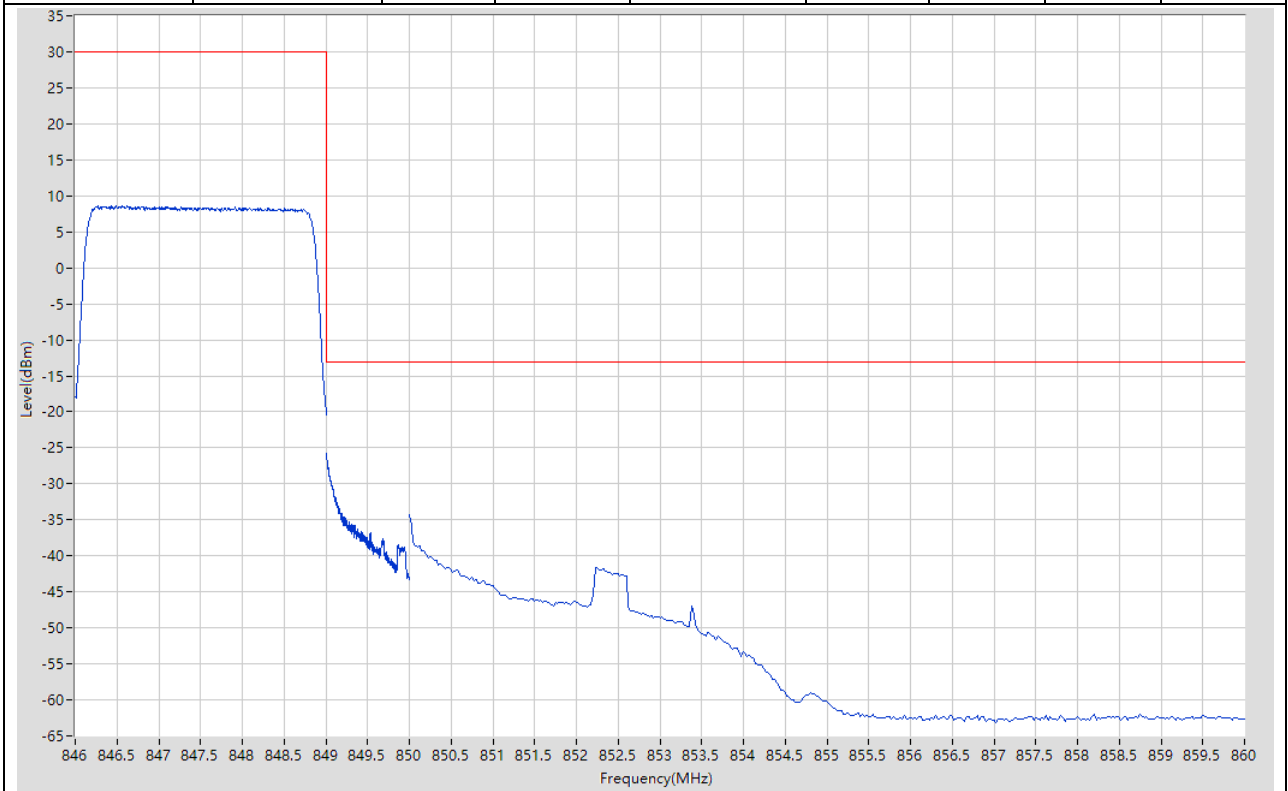
**15.15. LTE Band Edge\_Part22-24-27(NTNV)(Subtest:15, Channel:27025, Bandwidth:3, Modulation:Q16, RB Number: 1, RB Position:HIGH)**

Start Frequency (MHz)	Stop Frequency (MHz)	RBW (MHz)	Detector	Frequency (MHz)	Power (dBm)	Limit (dBm)	Verdict	Sweep Point
846	849	0.1	RMS	848.768	21.05	30	Pass	401
849	850	0.03	RMS	849	-20.79	-13	Pass	401
850	860	0.1	RMS	850	-43.95	-13	Pass	401



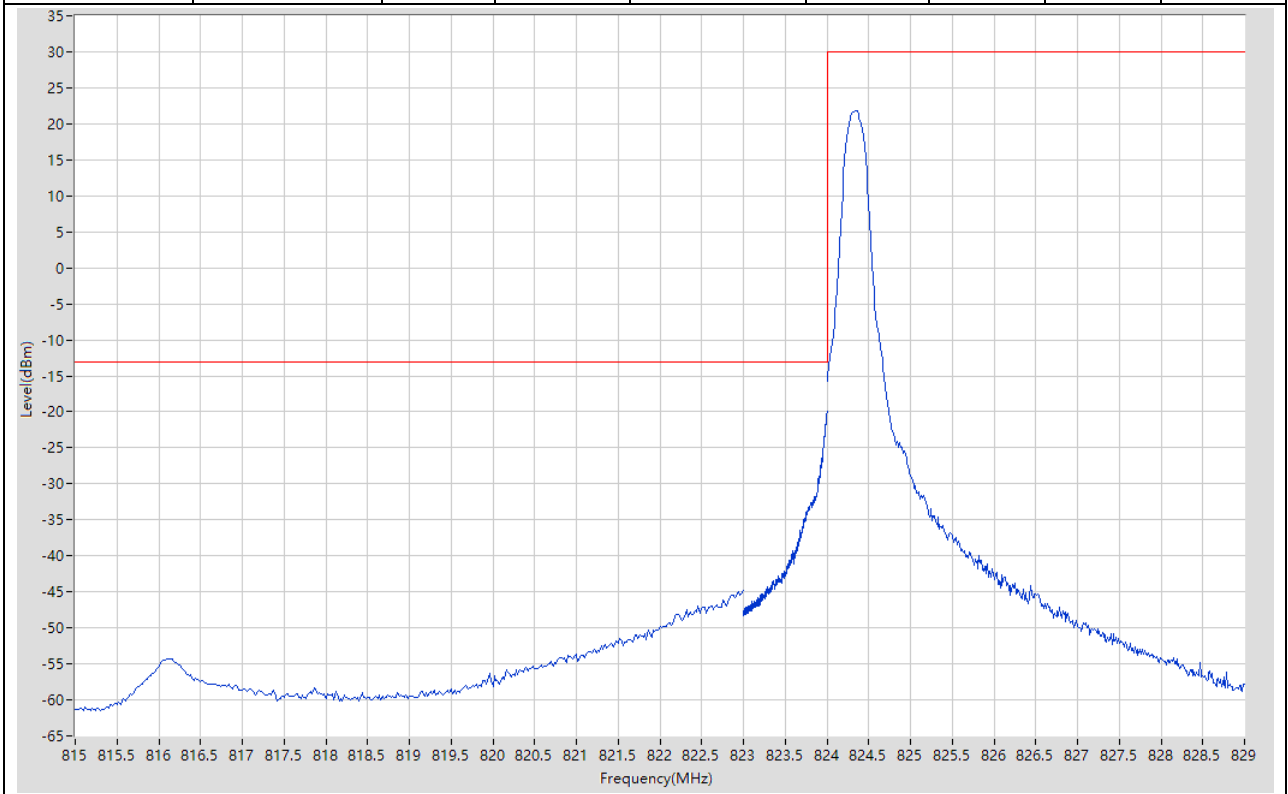
**15.16. LTE Band Edge\_Part22-24-27(NTNV)(Subtest:16, Channel:27025, Bandwidth:3, Modulation:Q16, RB Number: 15, RB Position:HIGH)**

Start Frequency (MHz)	Stop Frequency (MHz)	RBW (MHz)	Detector	Frequency (MHz)	Power (dBm)	Limit (dBm)	Verdict	Sweep Point
846	849	0.1	RMS	846.27	8.63	30	Pass	401
849	850	0.03	RMS	849	-25.72	-13	Pass	401
850	860	0.1	RMS	850	-34.3	-13	Pass	401



**15.17. LTE Band Edge\_Part22-24-27(NTNV)(Subtest:17, Channel:26815, Bandwidth:5, Modulation:QPSK, RB Number: 1, RB Position:LOW)**

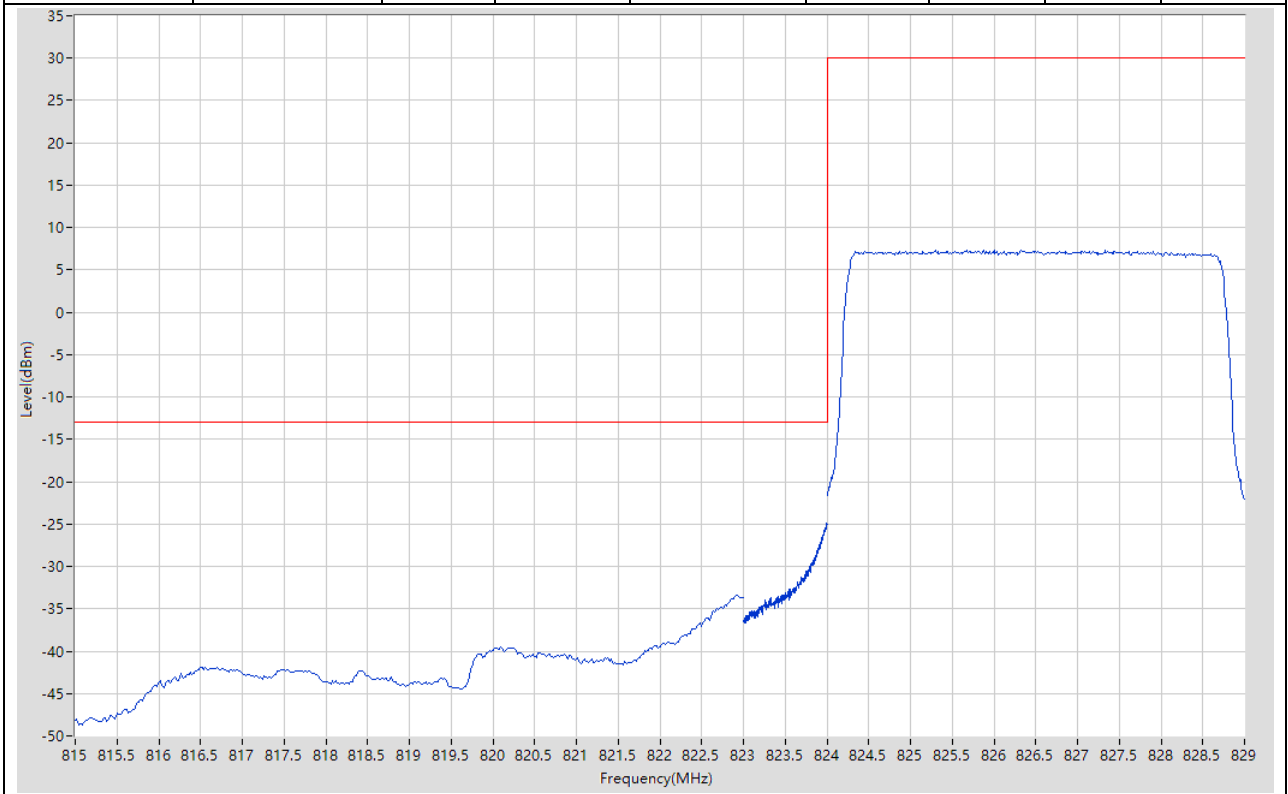
Start Frequency (MHz)	Stop Frequency (MHz)	RBW (MHz)	Detector	Frequency (MHz)	Power (dBm)	Limit (dBm)	Verdict	Sweep Point
815	823	0.1	RMS	823	-44.88	-13	Pass	401
823	824	0.051	RMS	824	-19.93	-13	Pass	401
824	829	0.1	RMS	824.363	21.83	30	Pass	401





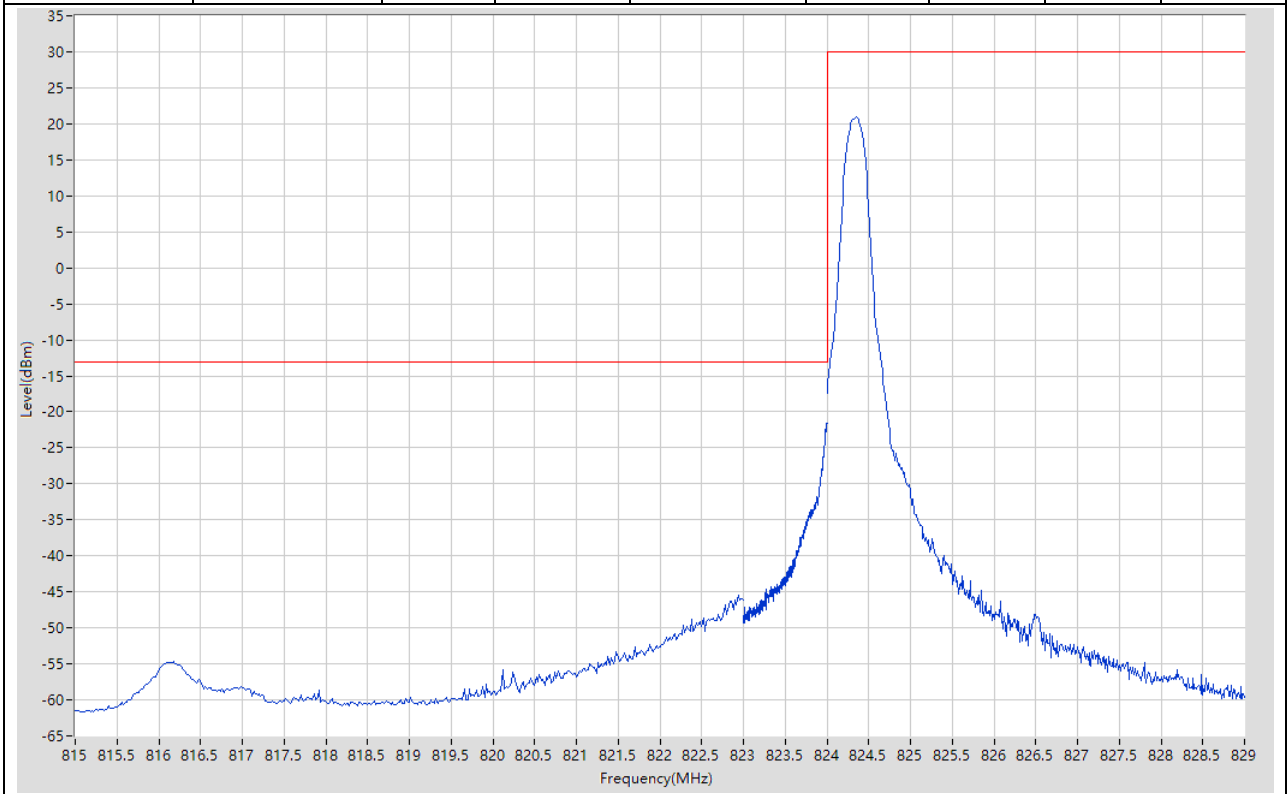
**15.18. LTE Band Edge\_Part22-24-27(NTNV)(Subtest:18, Channel:26815, Bandwidth:5, Modulation:QPSK, RB Number: 25, RB Position:LOW)**

Start Frequency (MHz)	Stop Frequency (MHz)	RBW (MHz)	Detector	Frequency (MHz)	Power (dBm)	Limit (dBm)	Verdict	Sweep Point
815	823	0.1	RMS	822.92	-33.42	-13	Pass	401
823	824	0.051	RMS	823.995	-24.93	-13	Pass	401
824	829	0.1	RMS	825.675	7.35	30	Pass	401



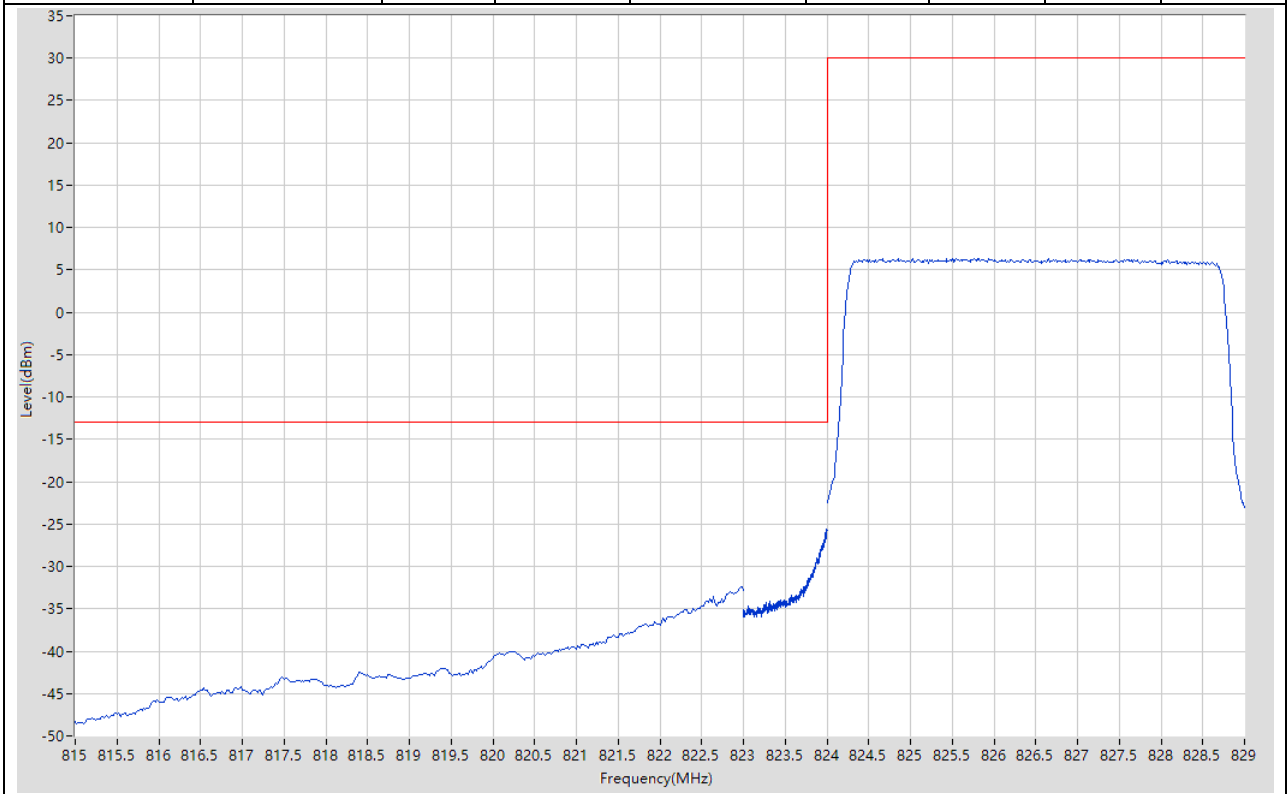
**15.19. LTE Band Edge\_Part22-24-27(NTNV)(Subtest:19, Channel:26815, Bandwidth:5, Modulation:Q16, RB Number: 1, RB Position:LOW)**

Start Frequency (MHz)	Stop Frequency (MHz)	RBW (MHz)	Detector	Frequency (MHz)	Power (dBm)	Limit (dBm)	Verdict	Sweep Point
815	823	0.1	RMS	822.94	-45.41	-13	Pass	401
823	824	0.051	RMS	823.995	-21.55	-13	Pass	401
824	829	0.1	RMS	824.35	21.01	30	Pass	401



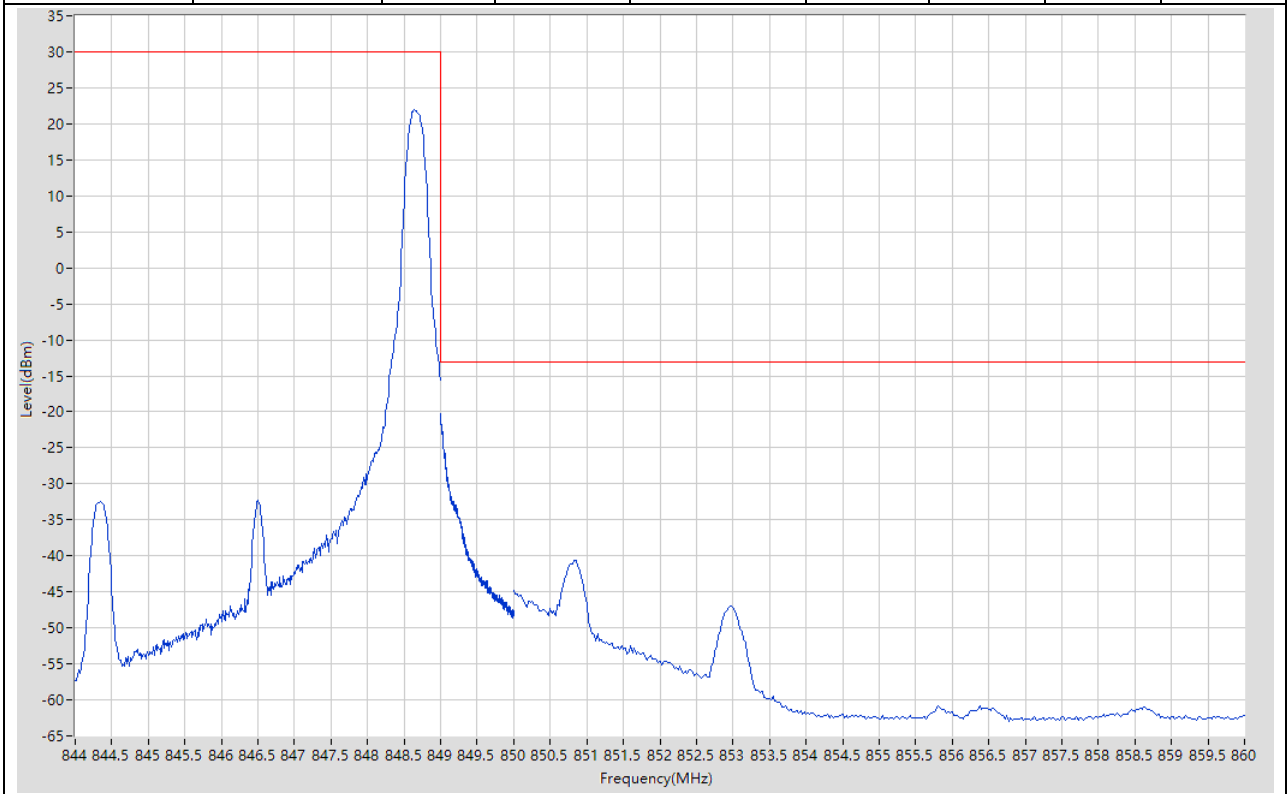
**15.20. LTE Band Edge\_Part22-24-27(NTNV)(Subtest:20, Channel:26815, Bandwidth:5, Modulation:Q16, RB Number: 25, RB Position:LOW)**

Start Frequency (MHz)	Stop Frequency (MHz)	RBW (MHz)	Detector	Frequency (MHz)	Power (dBm)	Limit (dBm)	Verdict	Sweep Point
815	823	0.1	RMS	822.98	-32.36	-13	Pass	401
823	824	0.051	RMS	823.998	-25.66	-13	Pass	401
824	829	0.1	RMS	825.55	6.38	30	Pass	401



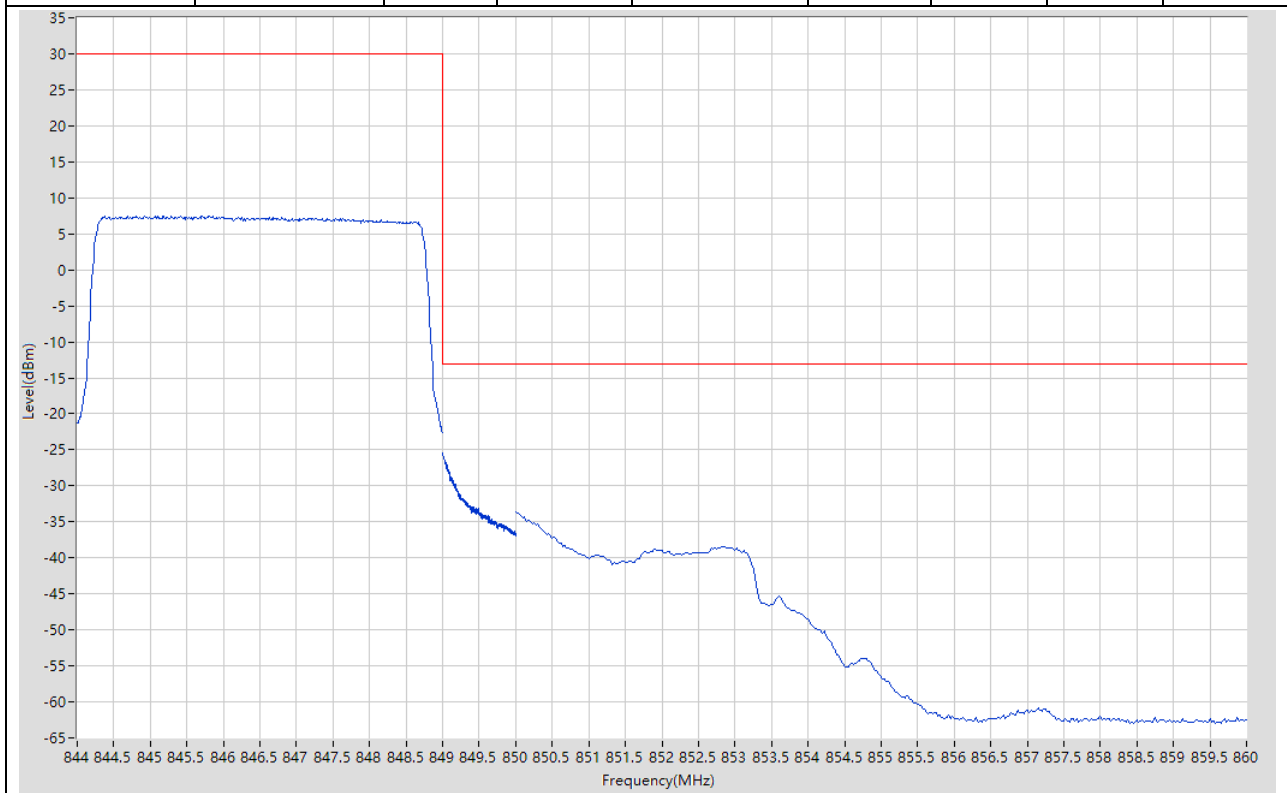
**15.21. LTE Band Edge\_Part22-24-27(NTNV)(Subtest:21, Channel:27015, Bandwidth:5, Modulation:QPSK, RB Number: 1, RB Position:HIGH)**

Start Frequency (MHz)	Stop Frequency (MHz)	RBW (MHz)	Detector	Frequency (MHz)	Power (dBm)	Limit (dBm)	Verdict	Sweep Point
844	849	0.1	RMS	848.638	21.92	30	Pass	401
849	850	0.051	RMS	849.003	-20.18	-13	Pass	401
850	860	0.1	RMS	850.825	-40.58	-13	Pass	401



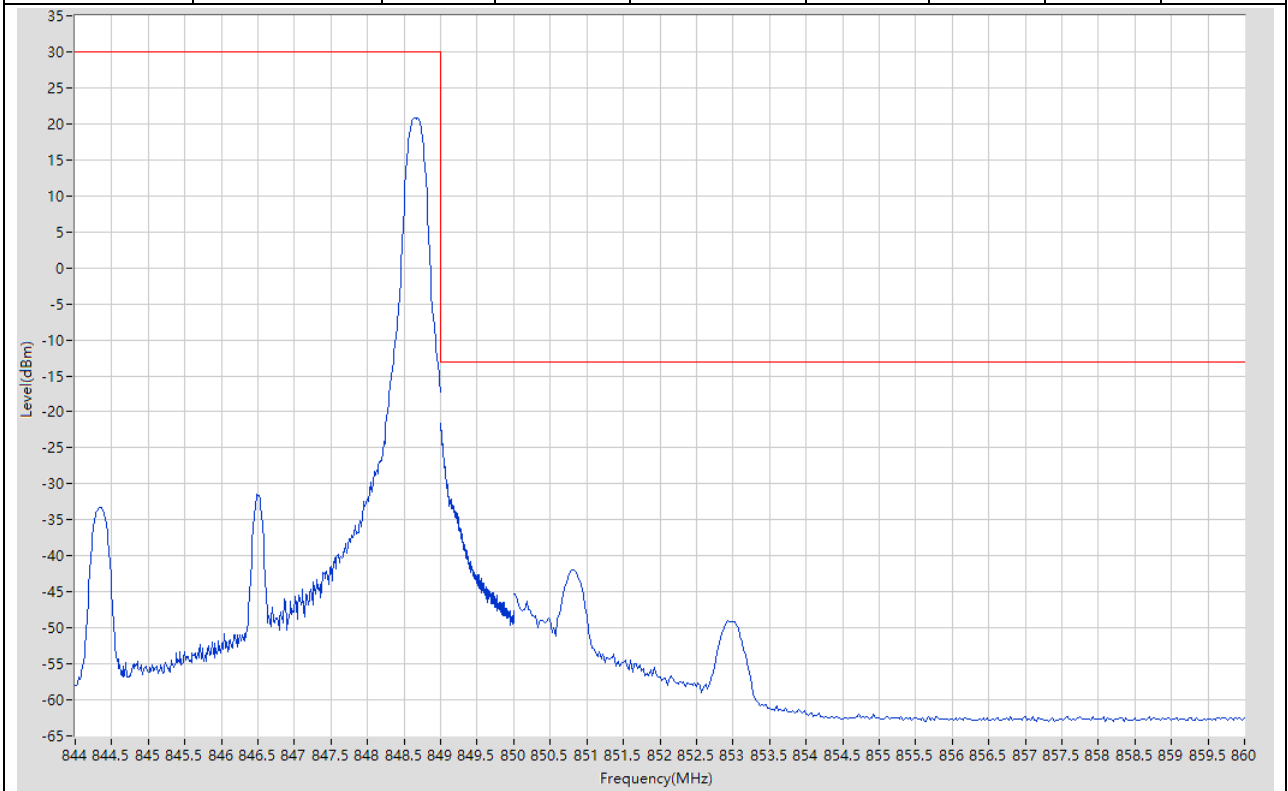
**15.22. LTE Band Edge\_Part22-24-27(NTNV)(Subtest:22, Channel:27015, Bandwidth:5, Modulation:QPSK, RB Number: 25, RB Position:HIGH)**

Start Frequency (MHz)	Stop Frequency (MHz)	RBW (MHz)	Detector	Frequency (MHz)	Power (dBm)	Limit (dBm)	Verdict	Sweep Point
844	849	0.1	RMS	845.075	7.5	30	Pass	401
849	850	0.051	RMS	849.003	-25.36	-13	Pass	401
850	860	0.1	RMS	850	-33.68	-13	Pass	401



**15.23. LTE Band Edge\_Part22-24-27(NTNV)(Subtest:23, Channel:27015, Bandwidth:5, Modulation:Q16, RB Number: 1, RB Position:HIGH)**

Start Frequency (MHz)	Stop Frequency (MHz)	RBW (MHz)	Detector	Frequency (MHz)	Power (dBm)	Limit (dBm)	Verdict	Sweep Point
844	849	0.1	RMS	848.65	20.86	30	Pass	401
849	850	0.051	RMS	849	-21.54	-13	Pass	401
850	860	0.1	RMS	850.825	-41.94	-13	Pass	401



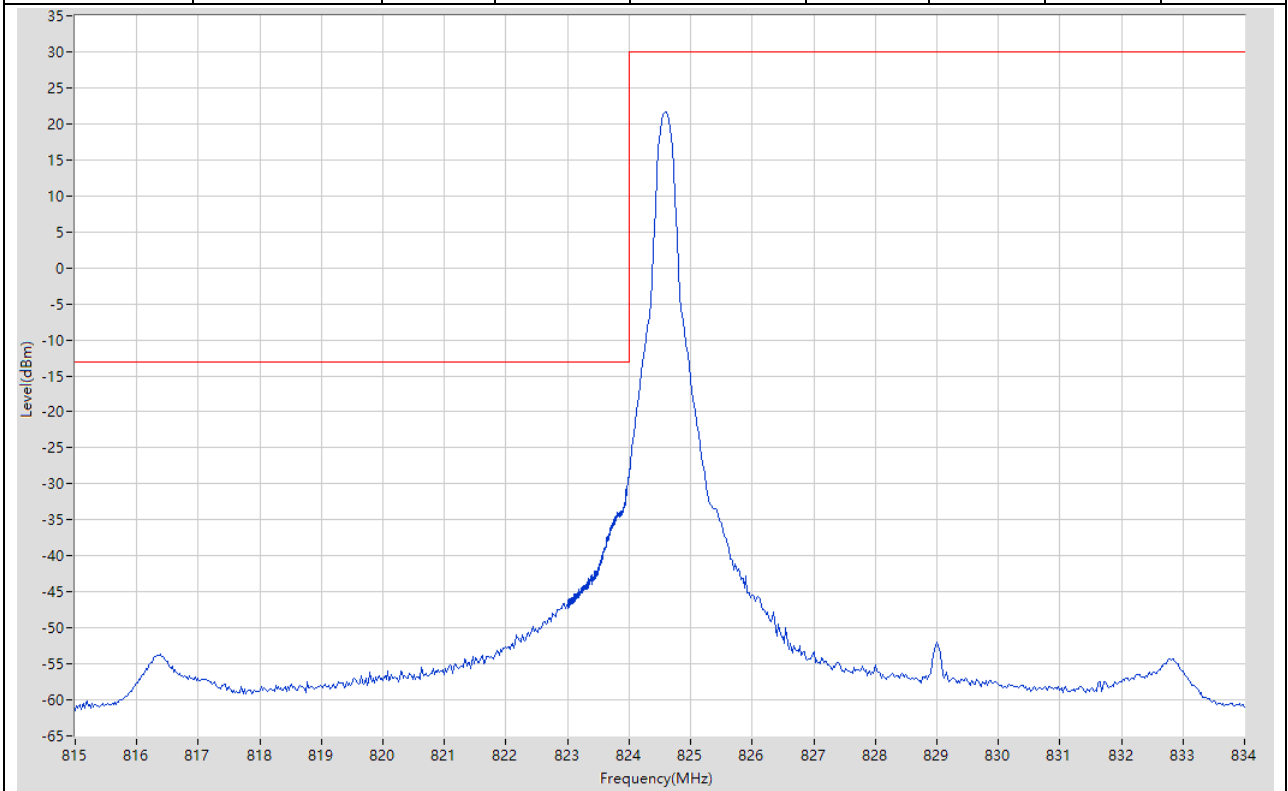
**15.24. LTE Band Edge\_Part22-24-27(NTNV)(Subtest:24, Channel:27015, Bandwidth:5, Modulation:Q16, RB Number: 25, RB Position:HIGH)**

Start Frequency (MHz)	Stop Frequency (MHz)	RBW (MHz)	Detector	Frequency (MHz)	Power (dBm)	Limit (dBm)	Verdict	Sweep Point
844	849	0.1	RMS	845.8	6.46	30	Pass	401
849	850	0.051	RMS	849.013	-26.43	-13	Pass	401
850	860	0.1	RMS	850	-32.93	-13	Pass	401



**15.25. LTE Band Edge\_Part22-24-27(NTNV)(Subtest:25, Channel:26840, Bandwidth:10, Modulation:QPSK, RB Number: 1, RB Position:LOW)**

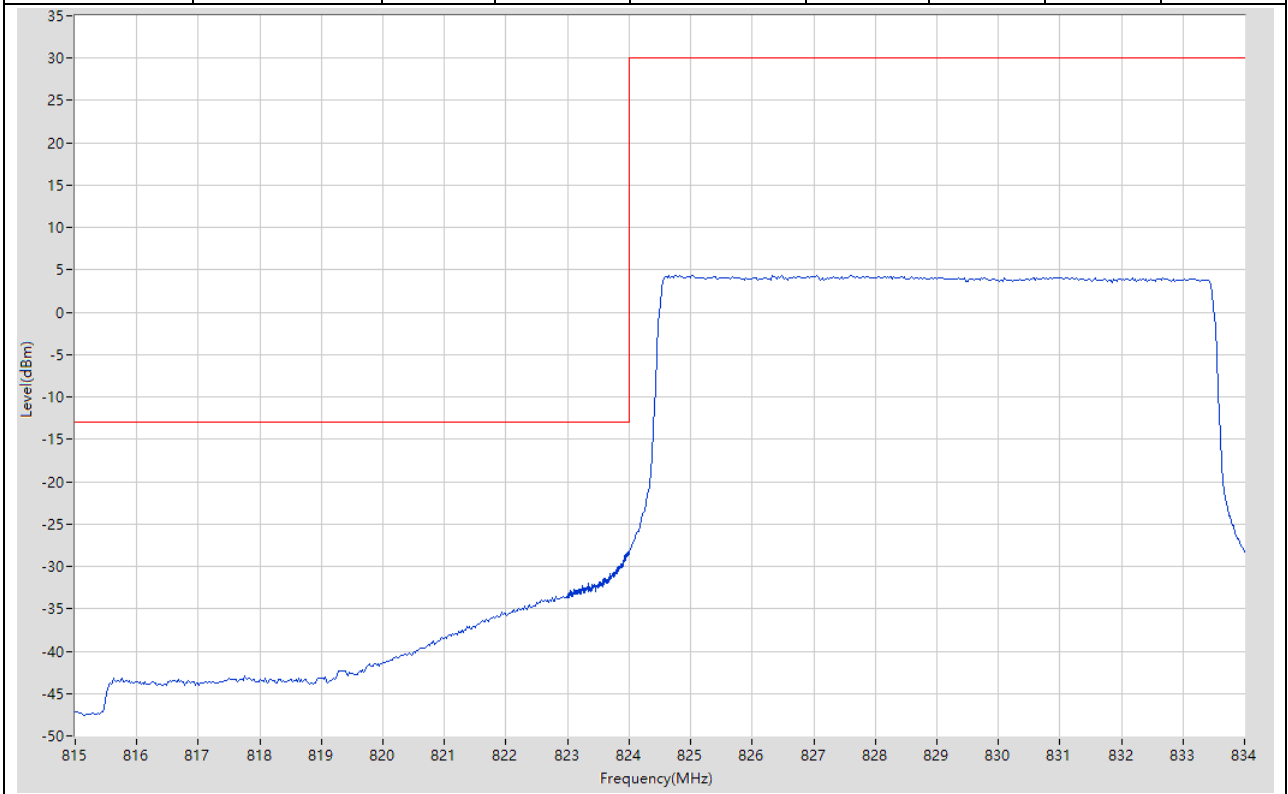
Start Frequency (MHz)	Stop Frequency (MHz)	RBW (MHz)	Detector	Frequency (MHz)	Power (dBm)	Limit (dBm)	Verdict	Sweep Point
815	823	0.1	RMS	822.92	-46.62	-13	Pass	401
823	824	0.1	RMS	824	-27.96	-13	Pass	401
824	834	0.1	RMS	824.6	21.57	30	Pass	401





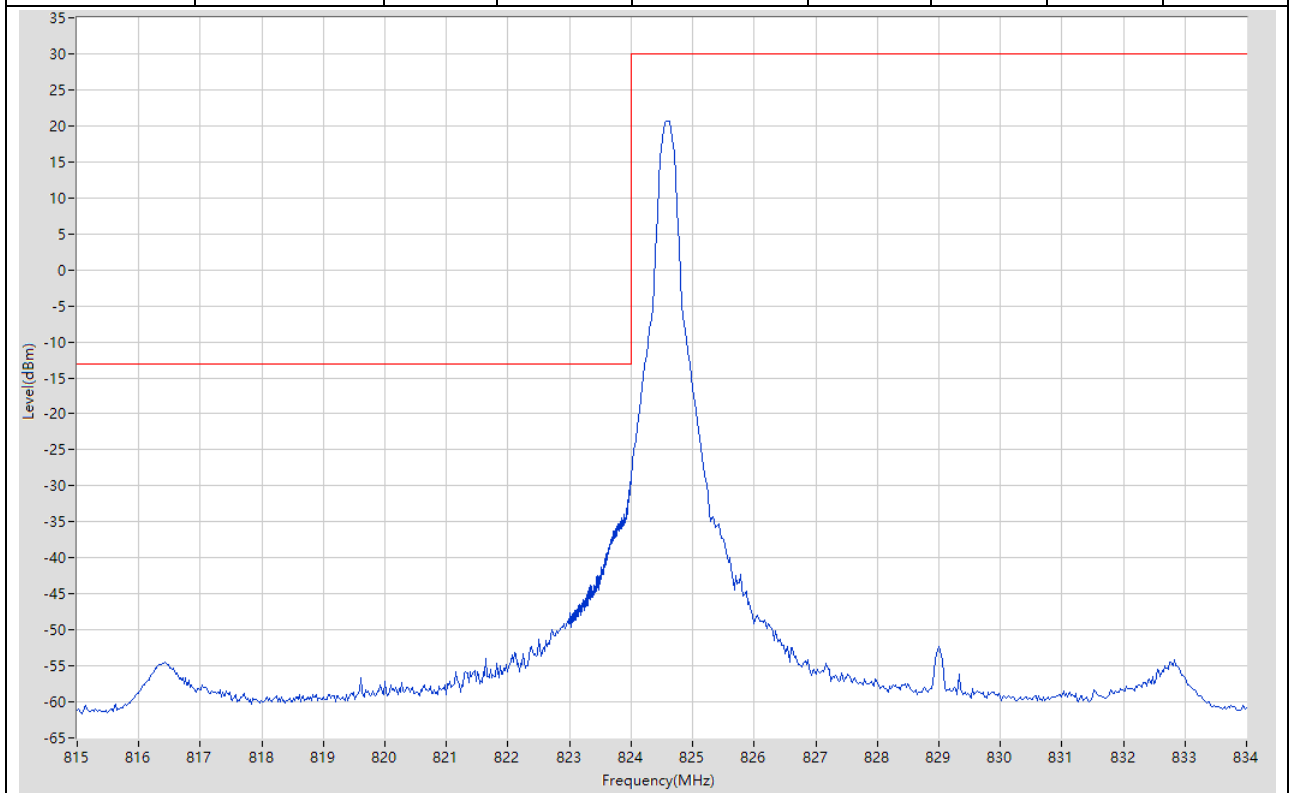
**15.26. LTE Band Edge\_Part22-24-27(NTNV)(Subtest:26, Channel:26840, Bandwidth:10, Modulation:QPSK, RB Number: 50, RB Position:LOW)**

Start Frequency (MHz)	Stop Frequency (MHz)	RBW (MHz)	Detector	Frequency (MHz)	Power (dBm)	Limit (dBm)	Verdict	Sweep Point
815	823	0.1	RMS	823	-33.46	-13	Pass	401
823	824	0.1	RMS	824	-28.09	-13	Pass	401
824	834	0.1	RMS	824.825	4.35	30	Pass	401



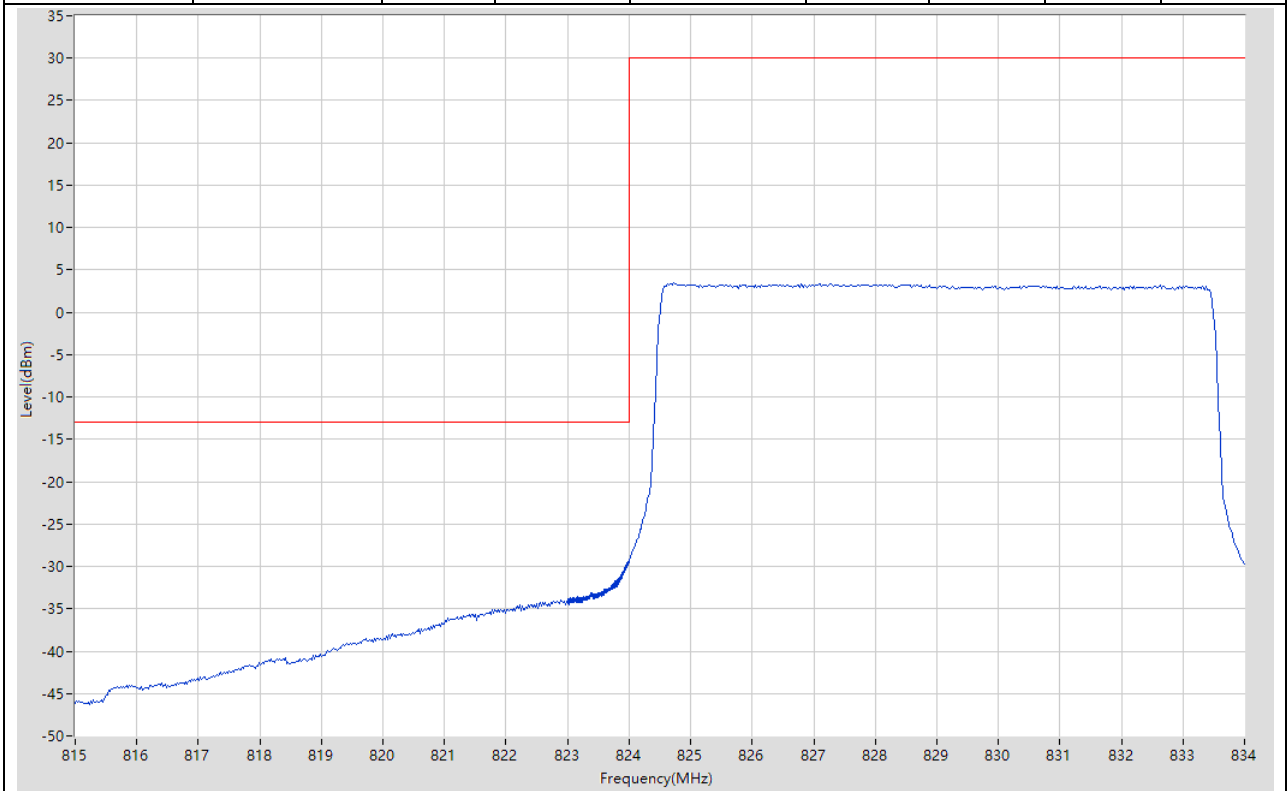
**15.27. LTE Band Edge\_Part22-24-27(NTNV)(Subtest:27, Channel:26840, Bandwidth:10, Modulation:Q16, RB Number: 1, RB Position:LOW)**

Start Frequency (MHz)	Stop Frequency (MHz)	RBW (MHz)	Detector	Frequency (MHz)	Power (dBm)	Limit (dBm)	Verdict	Sweep Point
815	823	0.1	RMS	823	-47.78	-13	Pass	401
823	824	0.1	RMS	824	-29.25	-13	Pass	401
824	834	0.1	RMS	824.6	20.71	30	Pass	401



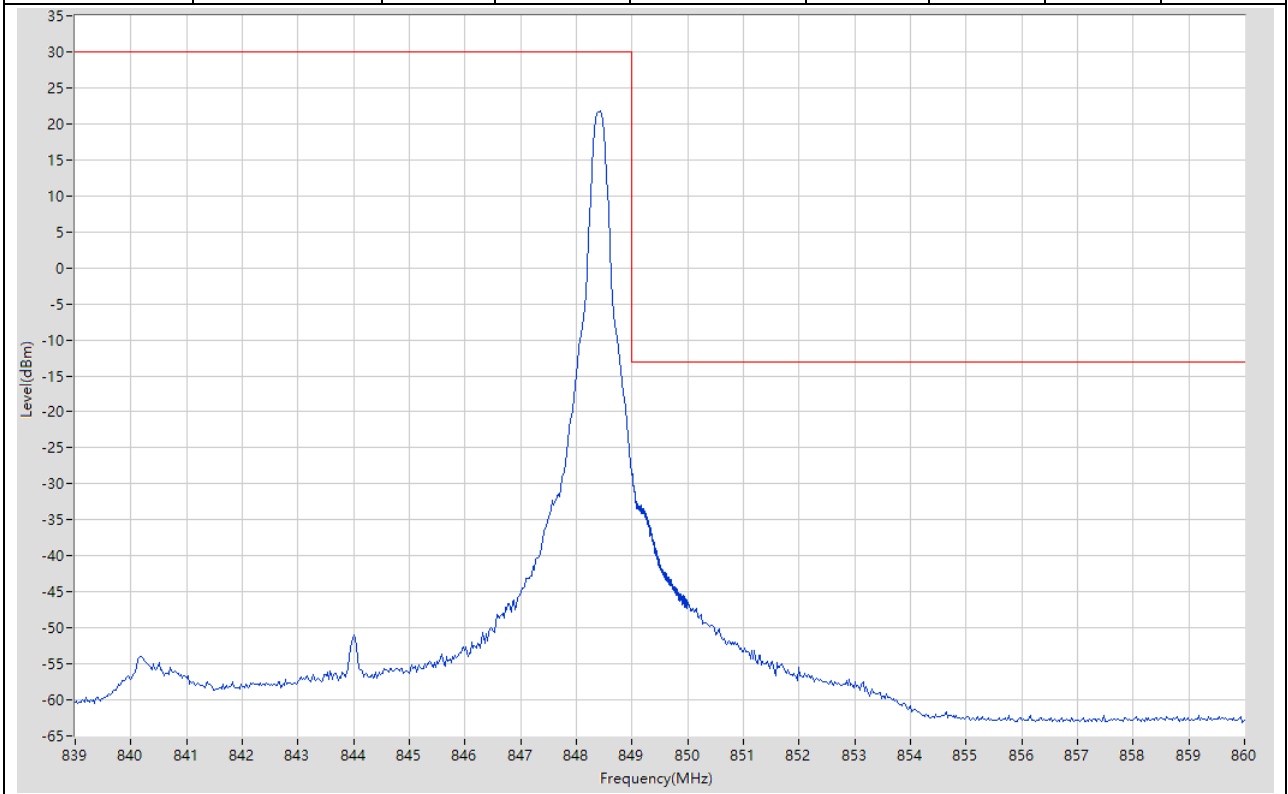
**15.28. LTE Band Edge\_Part22-24-27(NTNV)(Subtest:28, Channel:26840, Bandwidth:10, Modulation:Q16, RB Number: 50, RB Position:LOW)**

Start Frequency (MHz)	Stop Frequency (MHz)	RBW (MHz)	Detector	Frequency (MHz)	Power (dBm)	Limit (dBm)	Verdict	Sweep Point
815	823	0.1	RMS	822.88	-33.96	-13	Pass	401
823	824	0.1	RMS	823.998	-29.16	-13	Pass	401
824	834	0.1	RMS	824.725	3.46	30	Pass	401



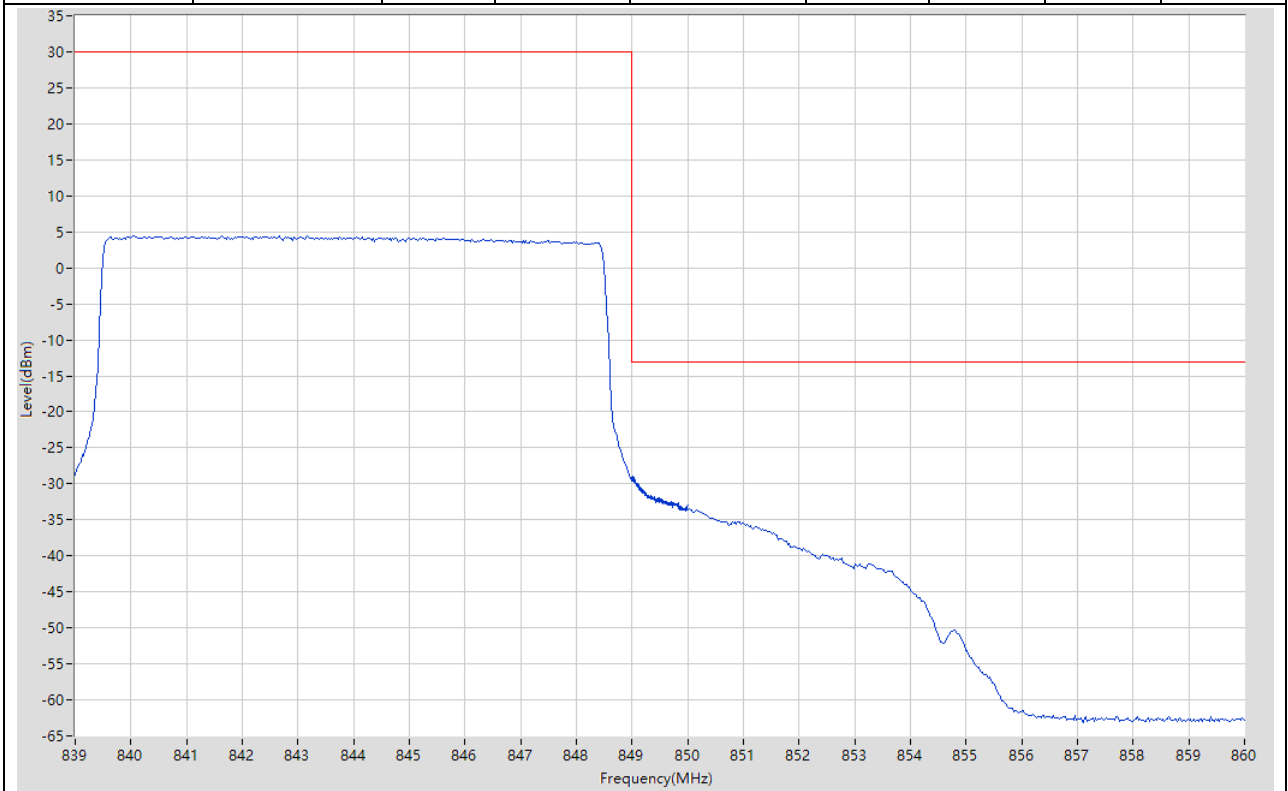
**15.29. LTE Band Edge\_Part22-24-27(NTNV)(Subtest:29, Channel:26990, Bandwidth:10, Modulation:QPSK, RB Number: 1, RB Position:HIGH)**

Start Frequency (MHz)	Stop Frequency (MHz)	RBW (MHz)	Detector	Frequency (MHz)	Power (dBm)	Limit (dBm)	Verdict	Sweep Point
839	849	0.1	RMS	848.425	21.79	30	Pass	401
849	850	0.1	RMS	849	-28.37	-13	Pass	401
850	860	0.1	RMS	850.025	-46.78	-13	Pass	401



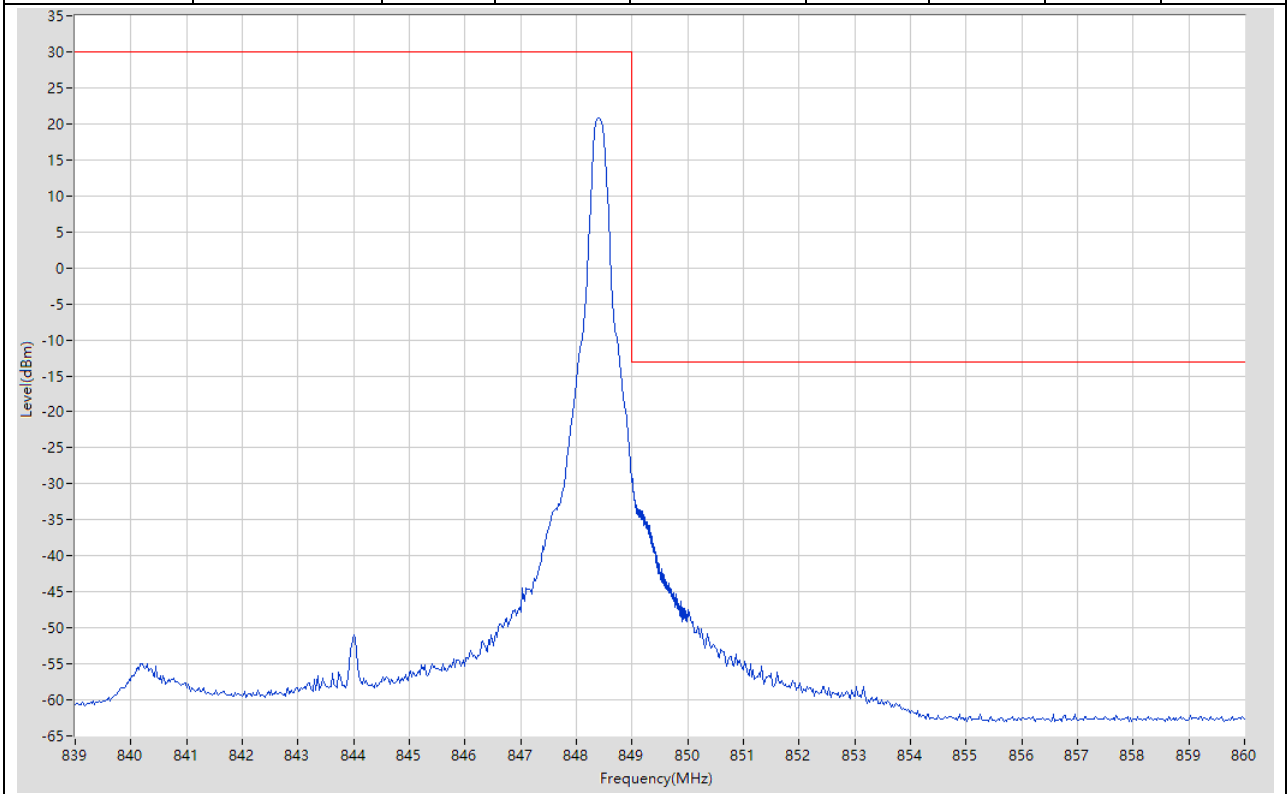
**15.30. LTE Band Edge\_Part22-24-27(NTNV)(Subtest:30, Channel:26990, Bandwidth:10, Modulation:QPSK, RB Number: 50, RB Position:HIGH)**

Start Frequency (MHz)	Stop Frequency (MHz)	RBW (MHz)	Detector	Frequency (MHz)	Power (dBm)	Limit (dBm)	Verdict	Sweep Point
839	849	0.1	RMS	841.625	4.41	30	Pass	401
849	850	0.1	RMS	849.015	-29.01	-13	Pass	401
850	860	0.1	RMS	850.025	-33.45	-13	Pass	401



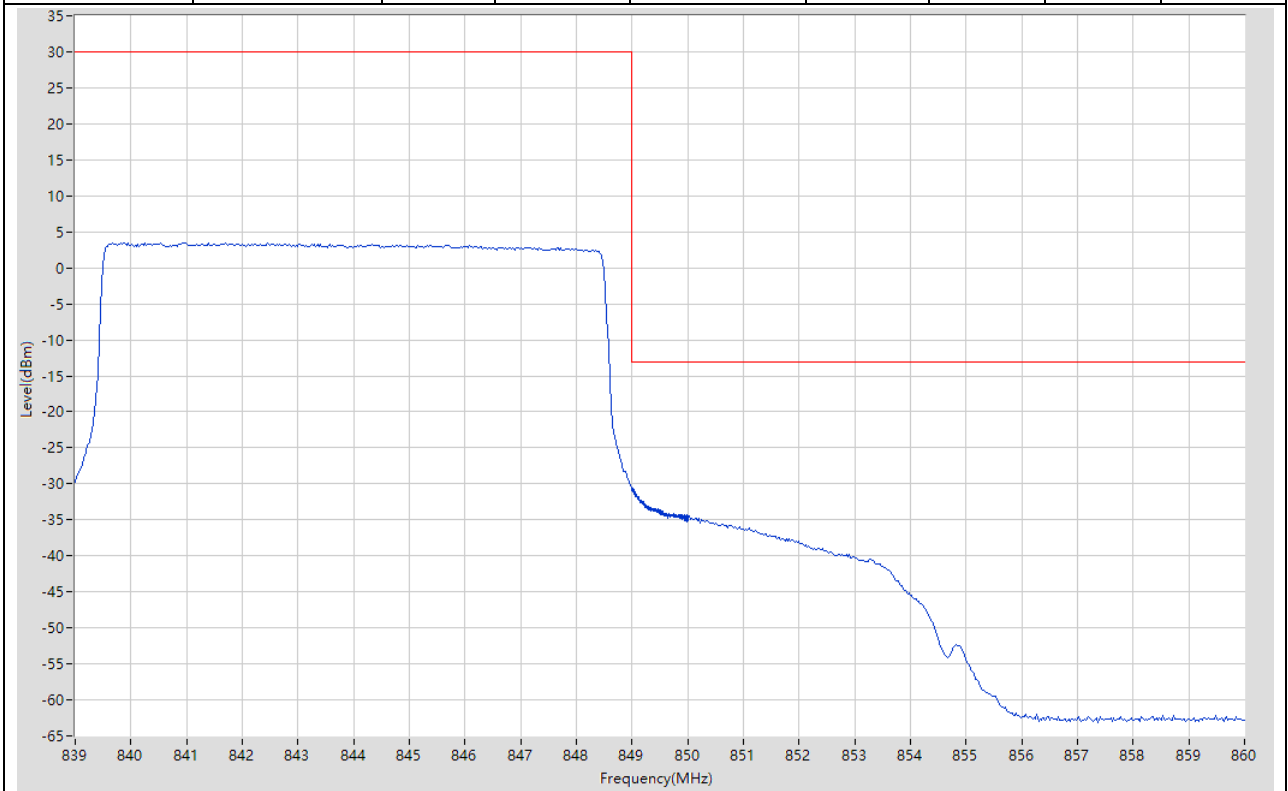
**15.31. LTE Band Edge\_Part22-24-27(NTNV)(Subtest:31, Channel:26990, Bandwidth:10, Modulation:Q16, RB Number: 1, RB Position:HIGH)**

Start Frequency (MHz)	Stop Frequency (MHz)	RBW (MHz)	Detector	Frequency (MHz)	Power (dBm)	Limit (dBm)	Verdict	Sweep Point
839	849	0.1	RMS	848.4	20.85	30	Pass	401
849	850	0.1	RMS	849	-28.75	-13	Pass	401
850	860	0.1	RMS	850.025	-47.73	-13	Pass	401



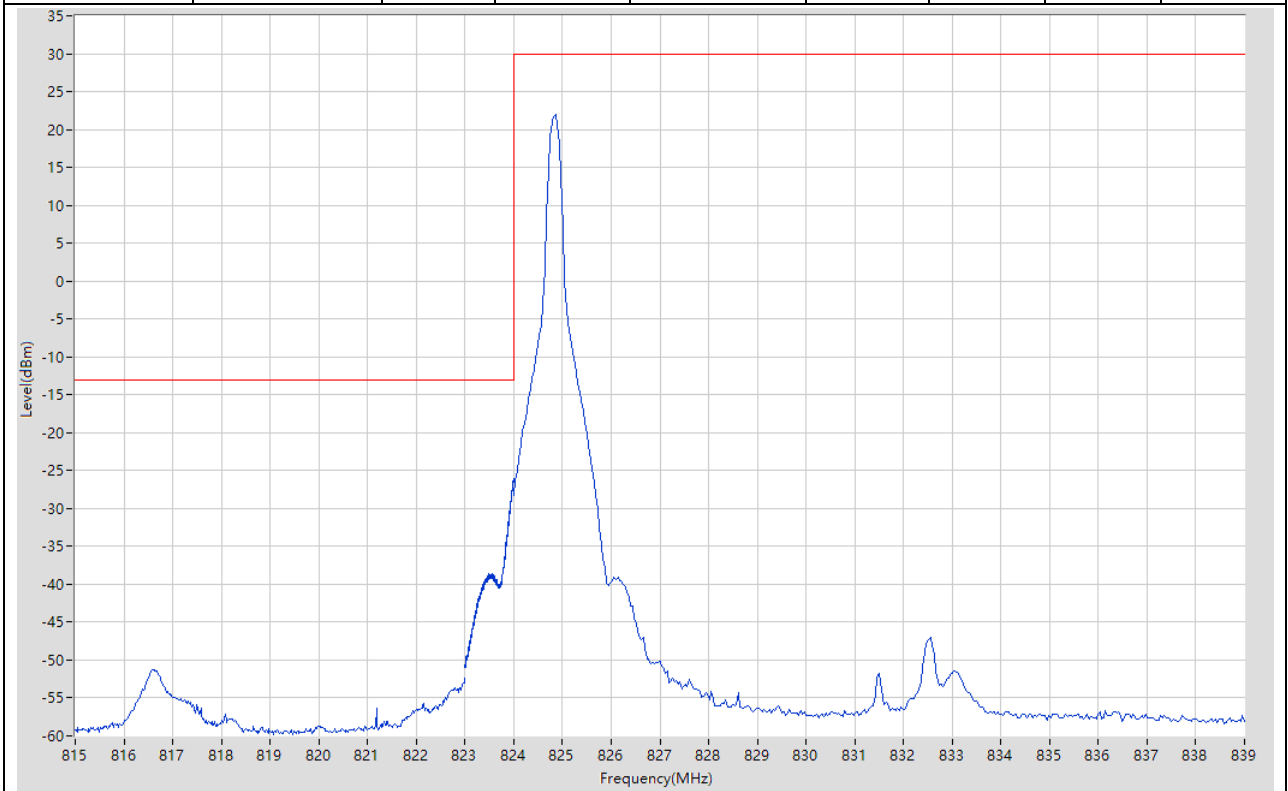
**15.32. LTE Band Edge\_Part22-24-27(NTNV)(Subtest:32, Channel:26990, Bandwidth:10, Modulation:Q16, RB Number: 50, RB Position:HIGH)**

Start Frequency (MHz)	Stop Frequency (MHz)	RBW (MHz)	Detector	Frequency (MHz)	Power (dBm)	Limit (dBm)	Verdict	Sweep Point
839	849	0.1	RMS	840.25	3.43	30	Pass	401
849	850	0.1	RMS	849.005	-30.59	-13	Pass	401
850	860	0.1	RMS	850.025	-34.41	-13	Pass	401



**15.33. LTE Band Edge\_Part22-24-27(NTNV)(Subtest:33, Channel:26865, Bandwidth:15, Modulation:QPSK, RB Number: 1, RB Position:LOW)**

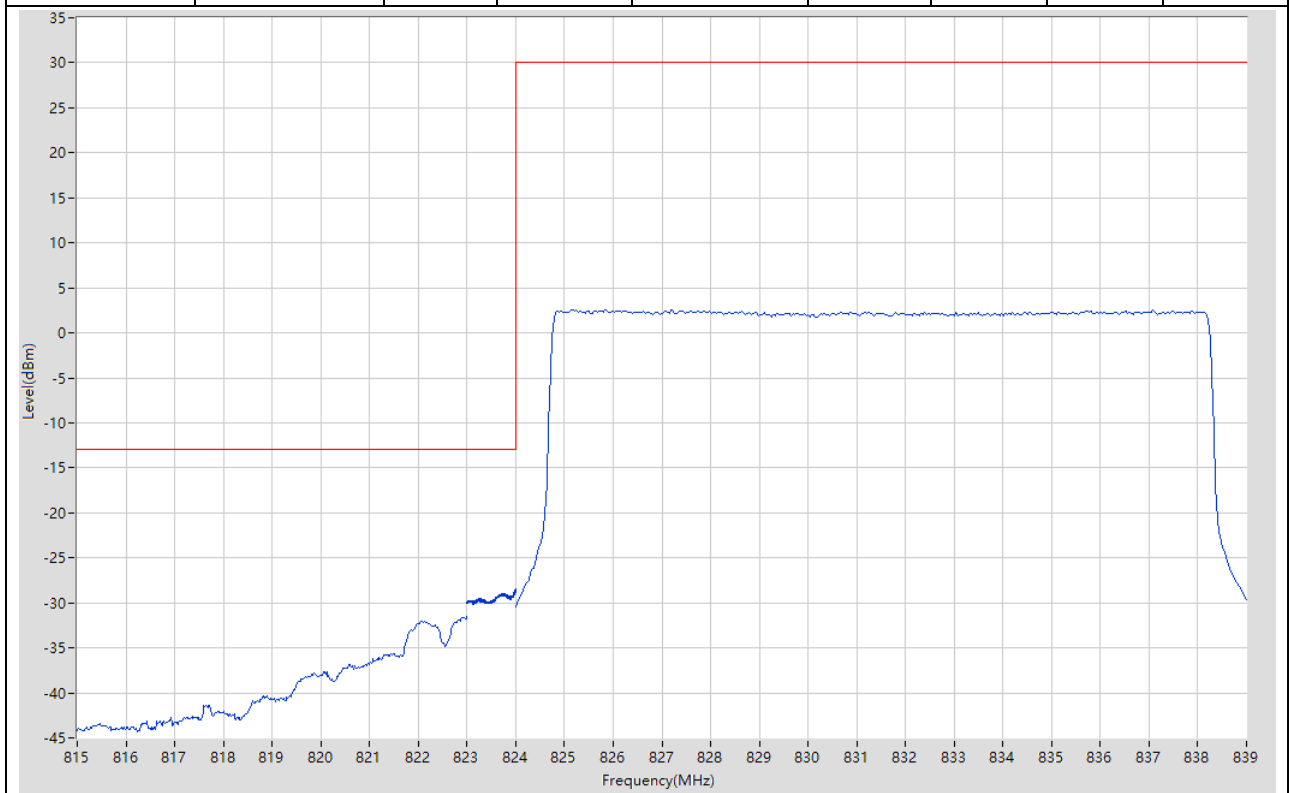
Start Frequency (MHz)	Stop Frequency (MHz)	RBW (MHz)	Detector	Frequency (MHz)	Power (dBm)	Limit (dBm)	Verdict	Sweep Point
815	823	0.1	RMS	816.64	-51.21	-13	Pass	401
823	824	0.15	RMS	824	-26.07	-13	Pass	401
824	839	0.1	RMS	824.863	21.96	30	Pass	401





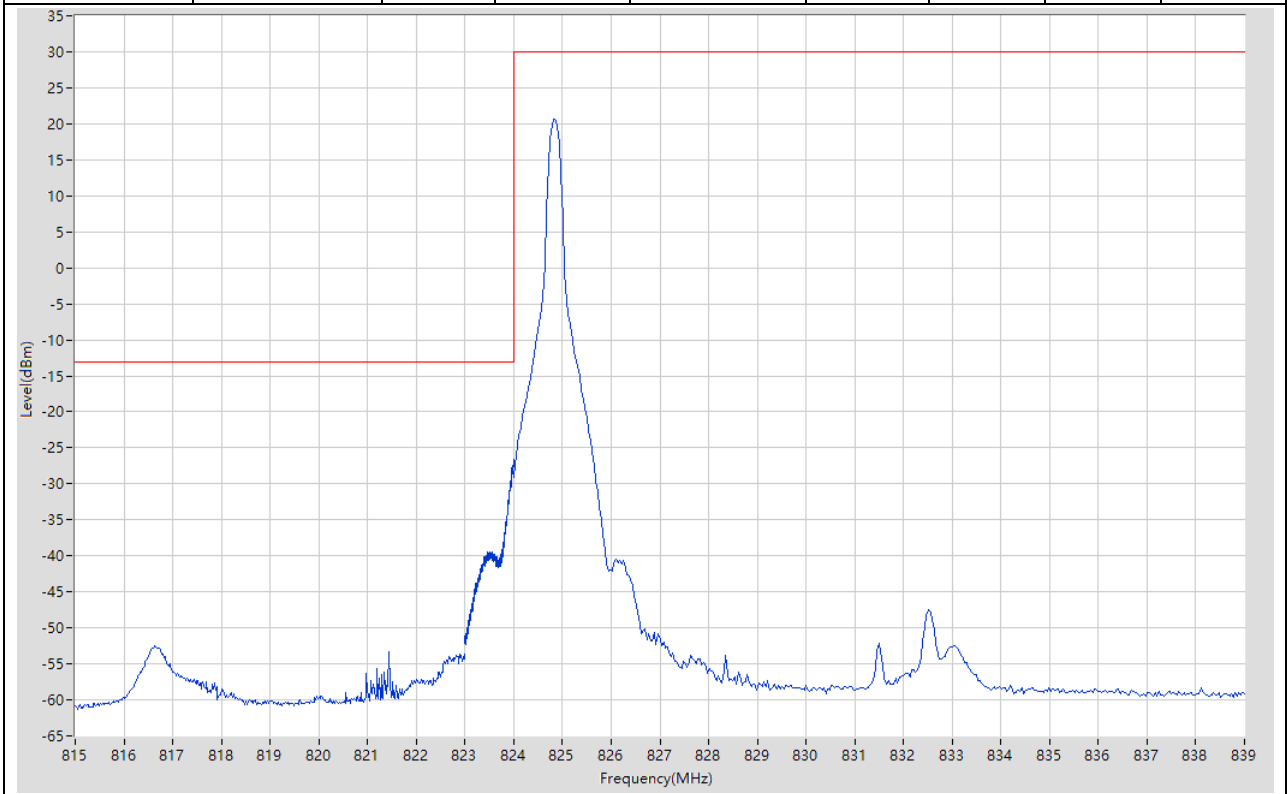
**15.34. LTE Band Edge\_Part22-24-27(NTNV)(Subtest:34, Channel:26865, Bandwidth:15, Modulation:QPSK, RB Number: 75, RB Position:LOW)**

Start Frequency (MHz)	Stop Frequency (MHz)	RBW (MHz)	Detector	Frequency (MHz)	Power (dBm)	Limit (dBm)	Verdict	Sweep Point
815	823	0.1	RMS	823	-31.58	-13	Pass	401
823	824	0.15	RMS	823.998	-28.48	-13	Pass	401
824	839	0.1	RMS	825.238	2.56	30	Pass	401



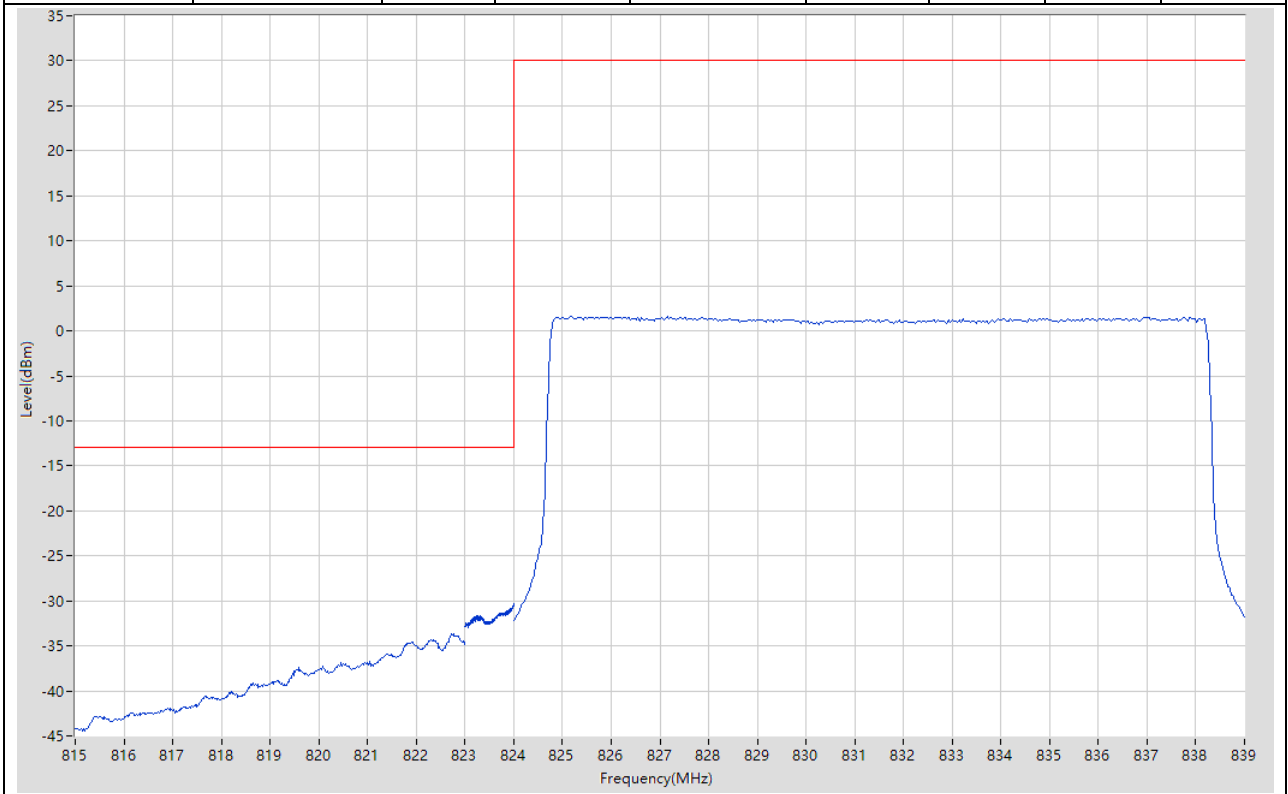
**15.35. LTE Band Edge\_Part22-24-27(NTNV)(Subtest:35, Channel:26865, Bandwidth:15, Modulation:Q16, RB Number: 1, RB Position:LOW)**

Start Frequency (MHz)	Stop Frequency (MHz)	RBW (MHz)	Detector	Frequency (MHz)	Power (dBm)	Limit (dBm)	Verdict	Sweep Point
815	823	0.1	RMS	816.64	-52.56	-13	Pass	401
823	824	0.15	RMS	823.998	-26.59	-13	Pass	401
824	839	0.1	RMS	824.825	20.65	30	Pass	401



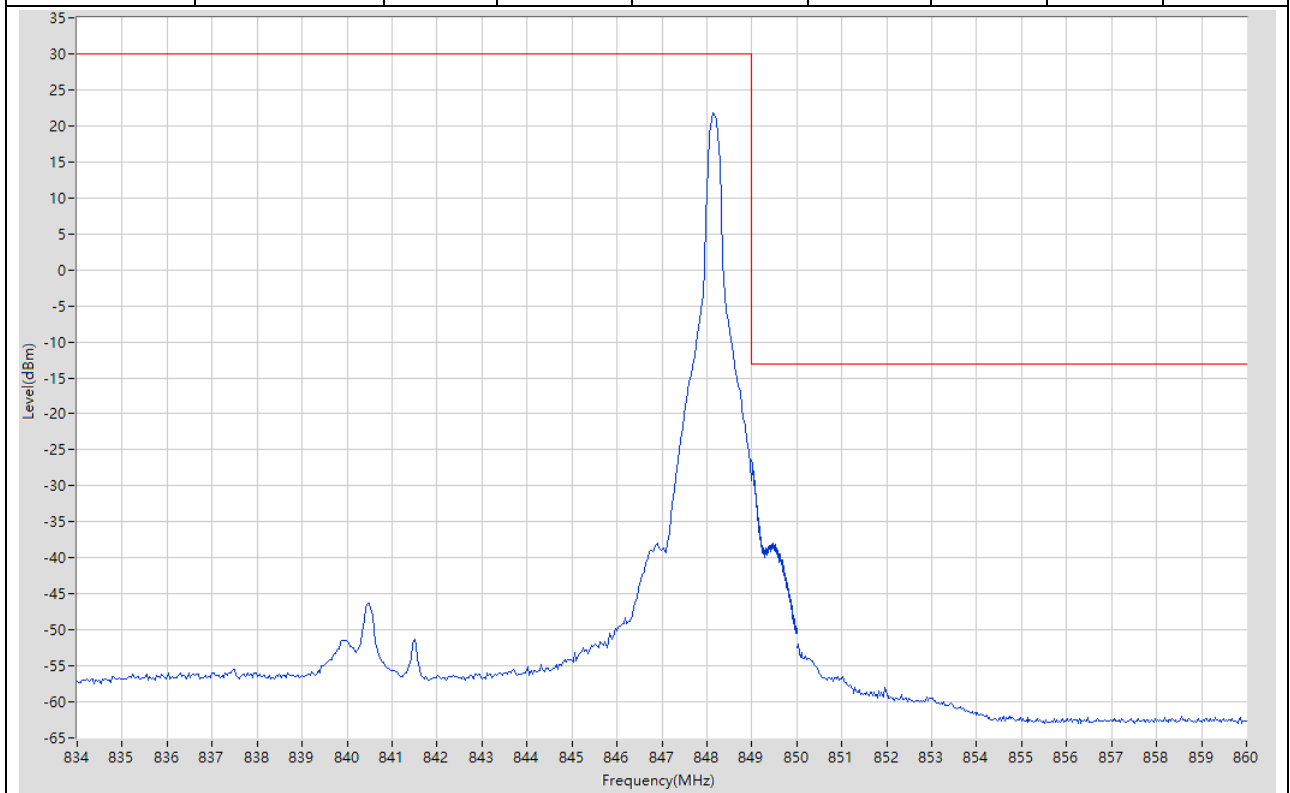
**15.36. LTE Band Edge\_Part22-24-27(NTNV)(Subtest:36, Channel:26865, Bandwidth:15, Modulation:Q16, RB Number: 75, RB Position:LOW)**

Start Frequency (MHz)	Stop Frequency (MHz)	RBW (MHz)	Detector	Frequency (MHz)	Power (dBm)	Limit (dBm)	Verdict	Sweep Point
815	823	0.1	RMS	822.76	-33.64	-13	Pass	401
823	824	0.15	RMS	823.998	-30.32	-13	Pass	401
824	839	0.1	RMS	827.15	1.56	30	Pass	401



**15.37. LTE Band Edge\_Part22-24-27(NTNV)(Subtest:37, Channel:26965, Bandwidth:15, Modulation:QPSK, RB Number: 1, RB Position:HIGH)**

Start Frequency (MHz)	Stop Frequency (MHz)	RBW (MHz)	Detector	Frequency (MHz)	Power (dBm)	Limit (dBm)	Verdict	Sweep Point
834	849	0.1	RMS	848.138	21.73	30	Pass	401
849	850	0.15	RMS	849	-26.51	-13	Pass	401
850	860	0.1	RMS	850.025	-51.92	-13	Pass	401



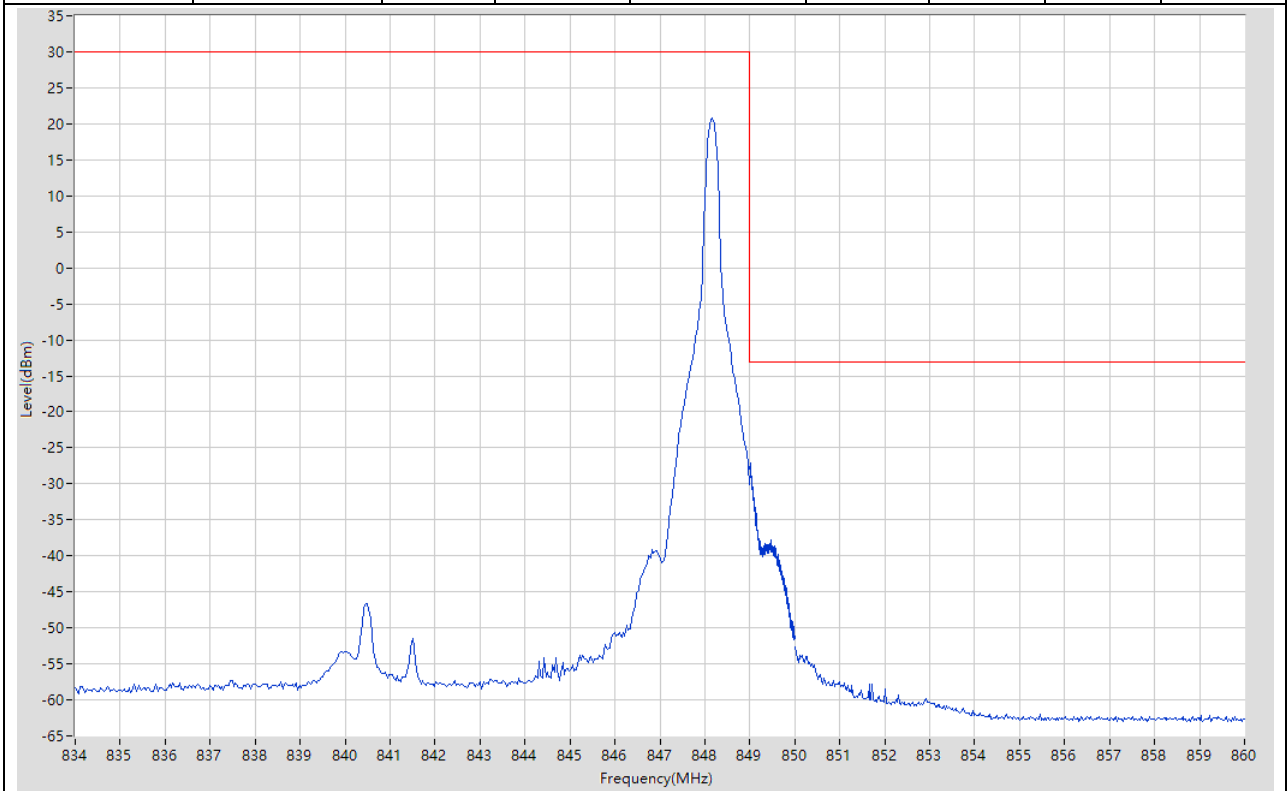
**15.38. LTE Band Edge\_Part22-24-27(NTNV)(Subtest:38, Channel:26965, Bandwidth:15, Modulation:QPSK, RB Number: 75, RB Position:HIGH)**

Start Frequency (MHz)	Stop Frequency (MHz)	RBW (MHz)	Detector	Frequency (MHz)	Power (dBm)	Limit (dBm)	Verdict	Sweep Point
834	849	0.1	RMS	835.838	2.55	30	Pass	401
849	850	0.15	RMS	849.288	-29.39	-13	Pass	401
850	860	0.1	RMS	850.15	-31.99	-13	Pass	401



**15.39. LTE Band Edge\_Part22-24-27(NTNV)(Subtest:39, Channel:26965, Bandwidth:15, Modulation:Q16, RB Number: 1, RB Position:HIGH)**

Start Frequency (MHz)	Stop Frequency (MHz)	RBW (MHz)	Detector	Frequency (MHz)	Power (dBm)	Limit (dBm)	Verdict	Sweep Point
834	849	0.1	RMS	848.175	20.73	30	Pass	401
849	850	0.15	RMS	849.008	-27.17	-13	Pass	401
850	860	0.1	RMS	850	-52.63	-13	Pass	401



**15.40. LTE Band Edge\_Part22-24-27(NTNV)(Subtest:40, Channel:26965, Bandwidth:15, Modulation:Q16, RB Number: 75, RB Position:HIGH)**

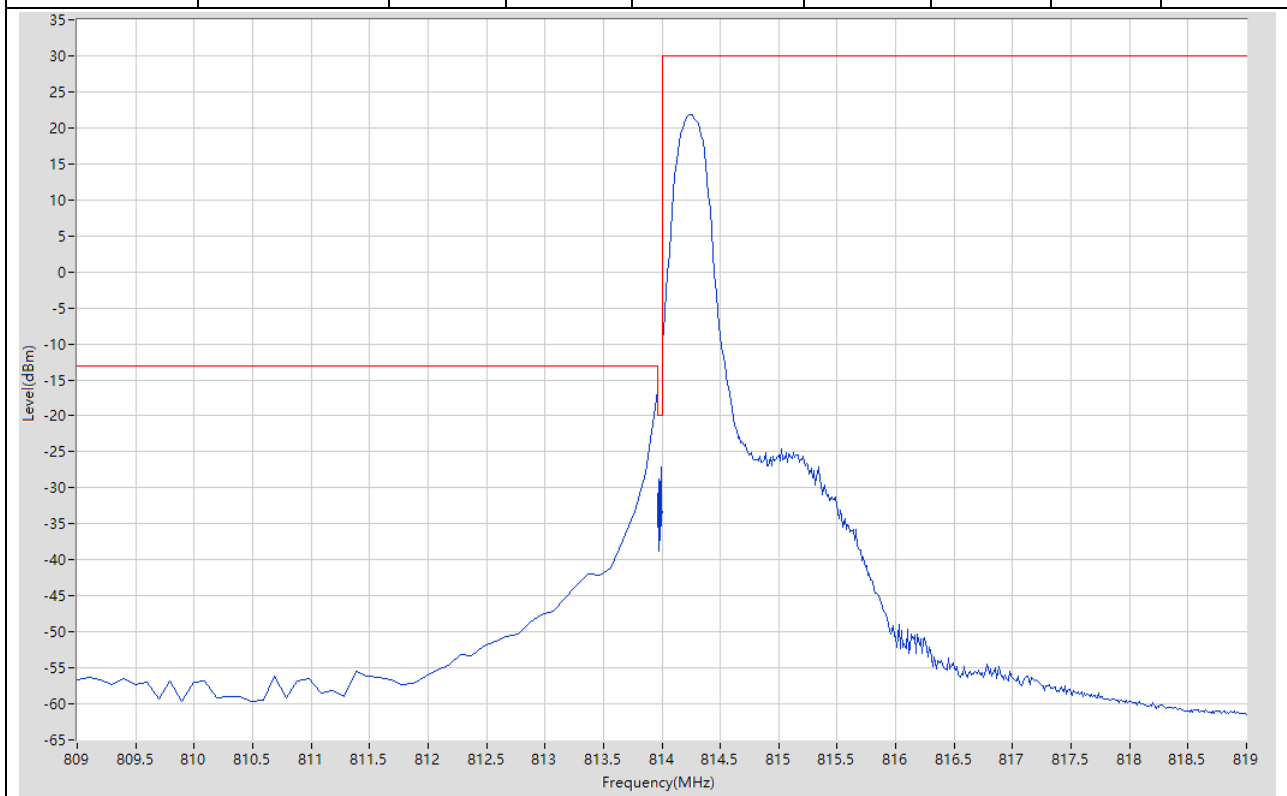
Start Frequency (MHz)	Stop Frequency (MHz)	RBW (MHz)	Detector	Frequency (MHz)	Power (dBm)	Limit (dBm)	Verdict	Sweep Point
834	849	0.1	RMS	835.538	1.63	30	Pass	401
849	850	0.15	RMS	849	-31.13	-13	Pass	401
850	860	0.1	RMS	850.2	-34.56	-13	Pass	401



## 16. LTE\_Band26(part90)

### 16.1. LTE Band Edge\_Part90(NTNV)(Subtest:1, Channel:26697, Bandwidth:1.4, Modulation:QPSK, RB Number: 1, RB Position:LOW)

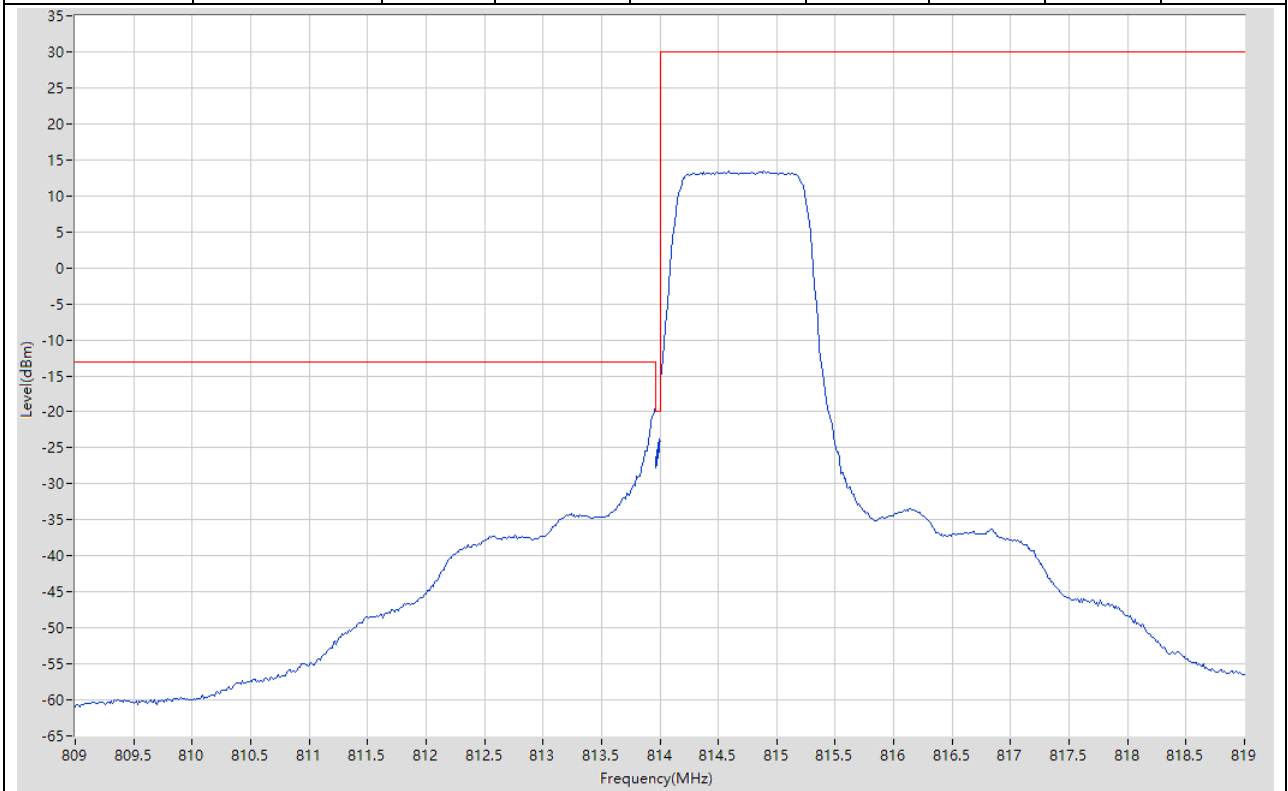
Start Frequency (MHz)	Stop Frequency (MHz)	RBW (MHz)	Detector	Frequency (MHz)	Power (dBm)	Limit (dBm)	Verdict	Sweep Point
809	813.9625	0.1	RMS	813.963	-16.36	-13	Pass	51
813.9625	814	0.002	RMS	813.992	-27.03	-20	Pass	401
814	819	0.1	RMS	814.263	21.79	30	Pass	401





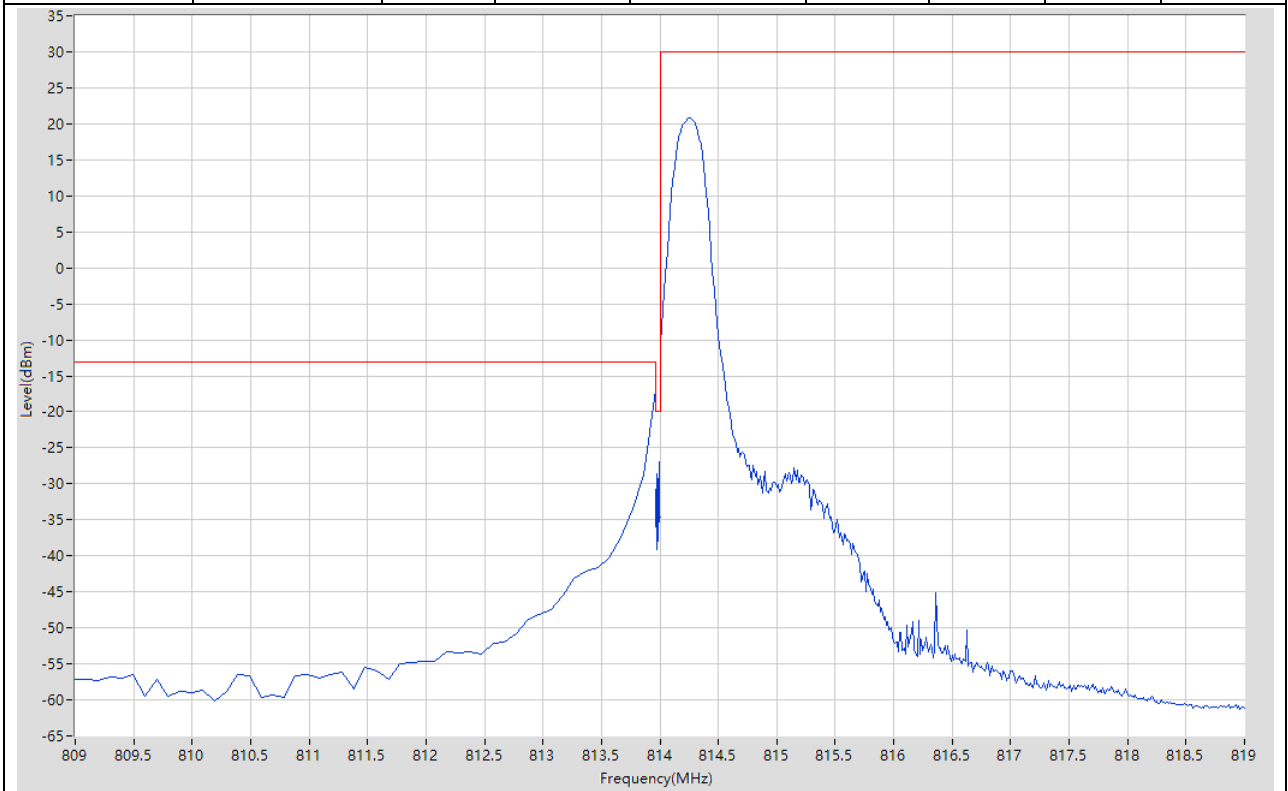
**16.2. LTE Band Edge\_Part90(NTNV)(Subtest:2, Channel:26697, Bandwidth:1.4, Modulation:QPSK, RB Number: 6, RB Position:LOW)**

Start Frequency (MHz)	Stop Frequency (MHz)	RBW (MHz)	Detector	Frequency (MHz)	Power (dBm)	Limit (dBm)	Verdict	Sweep Point
809	813.9625	0.1	RMS	813.963	-19.11	-13	Pass	401
813.9625	814	0.02	RMS	813.999	-23.75	-20	Pass	401
814	819	0.1	RMS	814.888	13.4	30	Pass	401



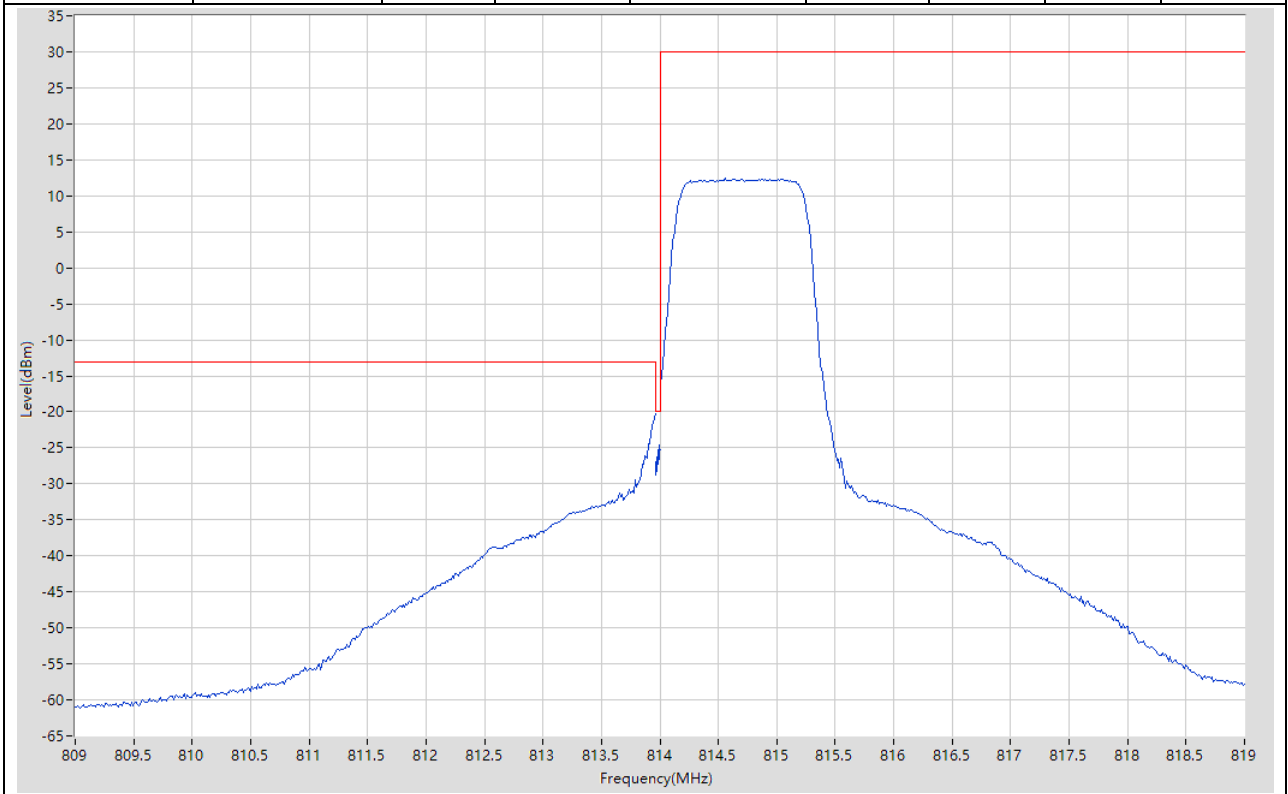
**16.3. LTE Band Edge\_Part90(NTNV)(Subtest:3, Channel:26697, Bandwidth:1.4, Modulation:Q16, RB Number: 1, RB Position:LOW)**

Start Frequency (MHz)	Stop Frequency (MHz)	RBW (MHz)	Detector	Frequency (MHz)	Power (dBm)	Limit (dBm)	Verdict	Sweep Point
809	813.9625	0.1	RMS	813.963	-16.95	-13	Pass	51
813.9625	814	0.002	RMS	813.993	-26.92	-20	Pass	401
814	819	0.1	RMS	814.25	20.85	30	Pass	401



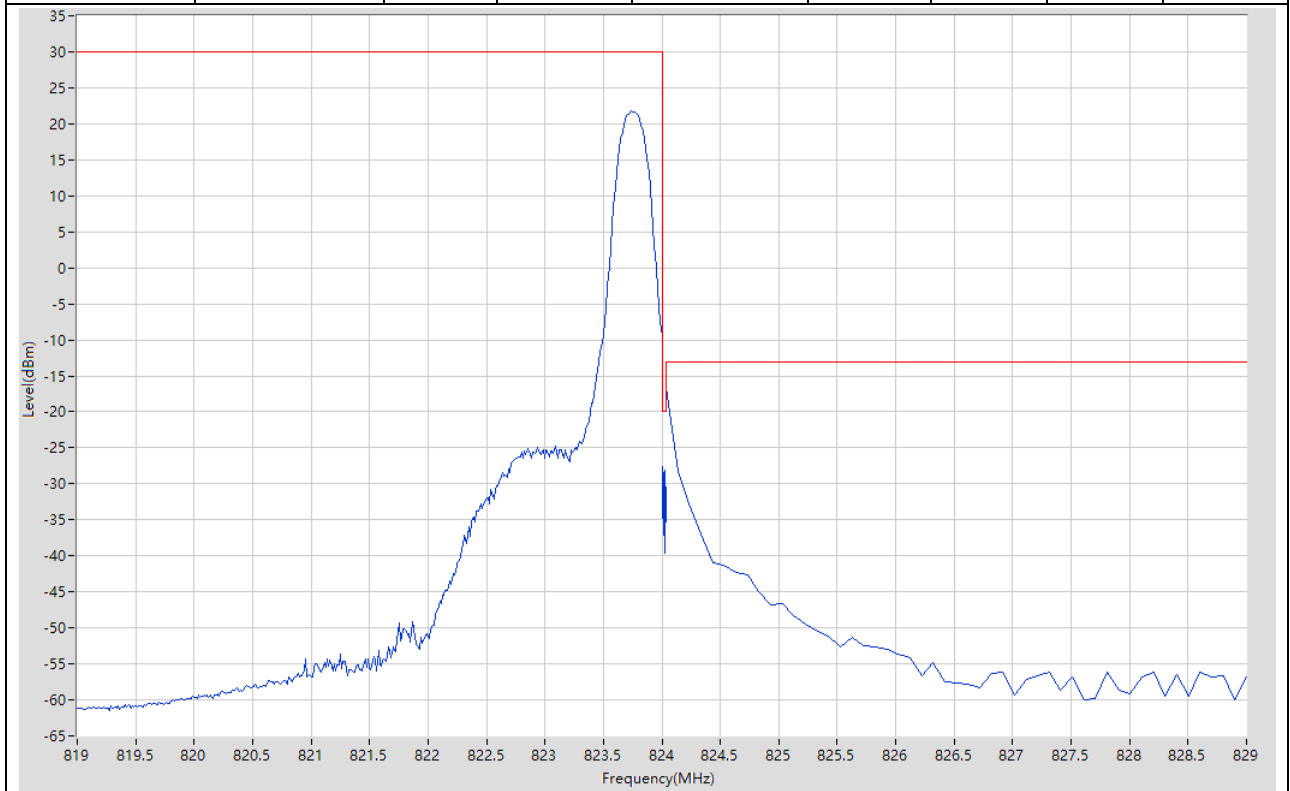
**16.4. LTE Band Edge\_Part90(NTNV)(Subtest:4, Channel:26697, Bandwidth:1.4, Modulation:Q16, RB Number: 6, RB Position:LOW)**

Start Frequency (MHz)	Stop Frequency (MHz)	RBW (MHz)	Detector	Frequency (MHz)	Power (dBm)	Limit (dBm)	Verdict	Sweep Point
809	813.9625	0.1	RMS	813.963	-20.19	-13	Pass	401
813.9625	814	0.02	RMS	813.998	-24.54	-20	Pass	401
814	819	0.1	RMS	814.563	12.4	30	Pass	401



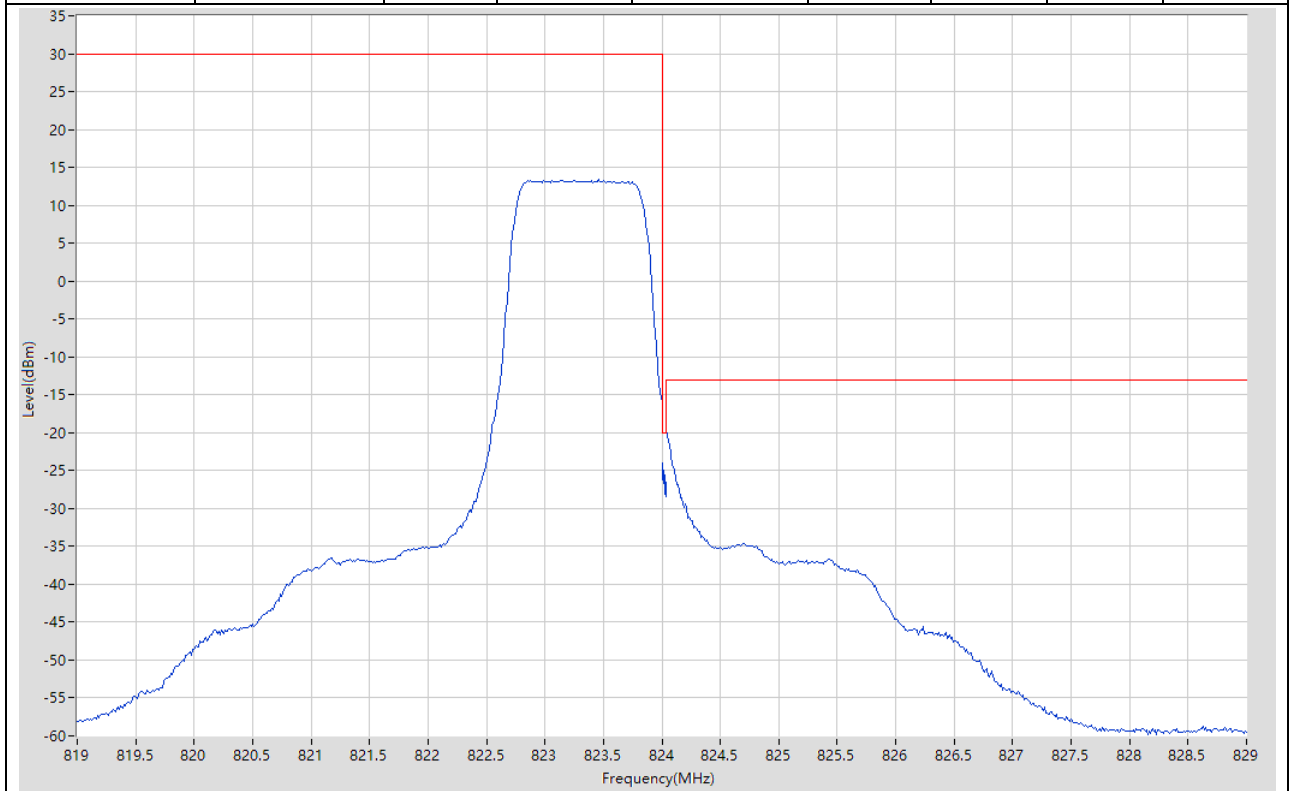
**16.5. LTE Band Edge\_Part90(NTNV)(Subtest:5, Channel:26783, Bandwidth:1.4, Modulation:QPSK, RB Number: 1, RB Position:HIGH)**

Start Frequency (MHz)	Stop Frequency (MHz)	RBW (MHz)	Detector	Frequency (MHz)	Power (dBm)	Limit (dBm)	Verdict	Sweep Point
819	824	0.1	RMS	823.738	21.77	30	Pass	401
824	824.0375	0.002	RMS	824.006	-27.65	-20	Pass	401
824.0375	829	0.1	RMS	824.038	-16.62	-13	Pass	51



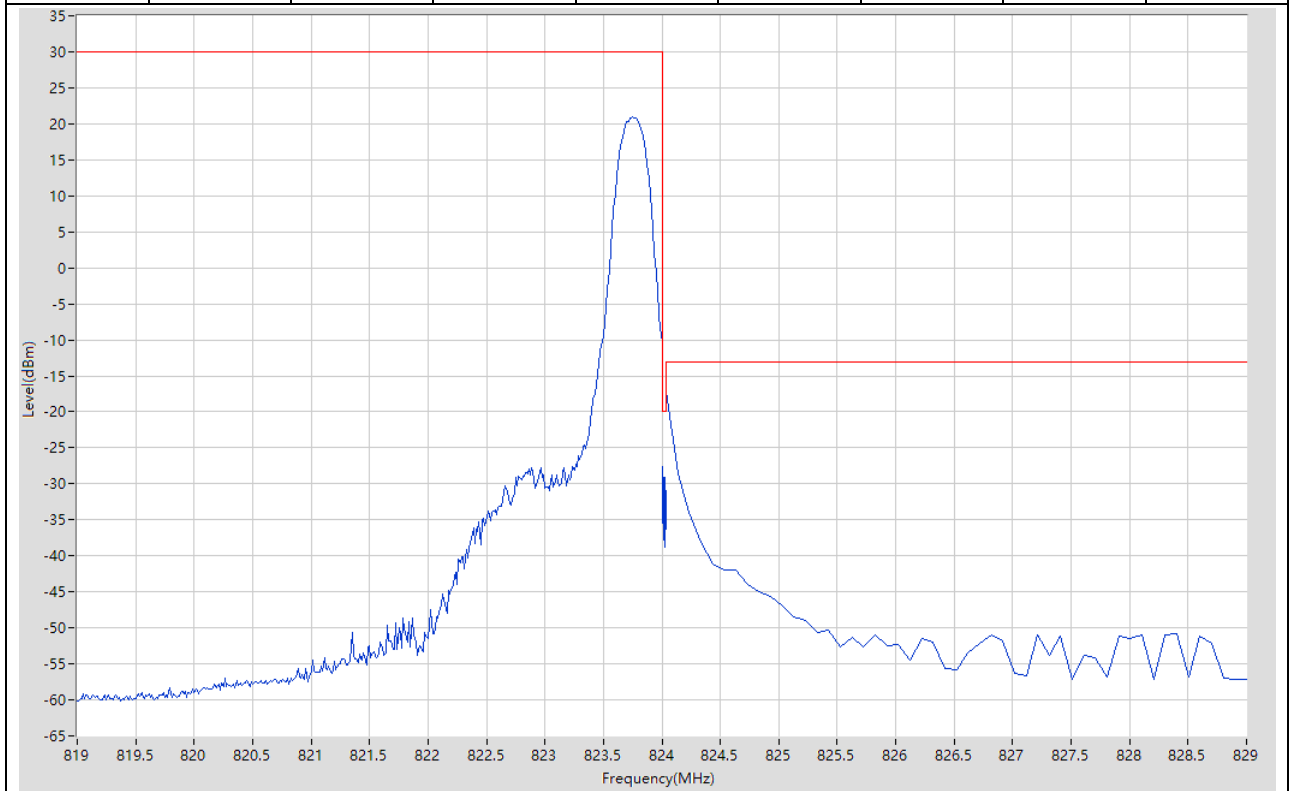
**16.6. LTE Band Edge\_Part90(NTNV)(Subtest:6, Channel:26783, Bandwidth:1.4, Modulation:QPSK, RB Number: 6, RB Position:HIGH)**

Start Frequency (MHz)	Stop Frequency (MHz)	RBW (MHz)	Detector	Frequency (MHz)	Power (dBm)	Limit (dBm)	Verdict	Sweep Point
819	824	0.1	RMS	823.463	13.38	30	Pass	401
824	824.0375	0.02	RMS	824.006	-24.02	-20	Pass	401
824.0375	829	0.1	RMS	824.038	-19.34	-13	Pass	401



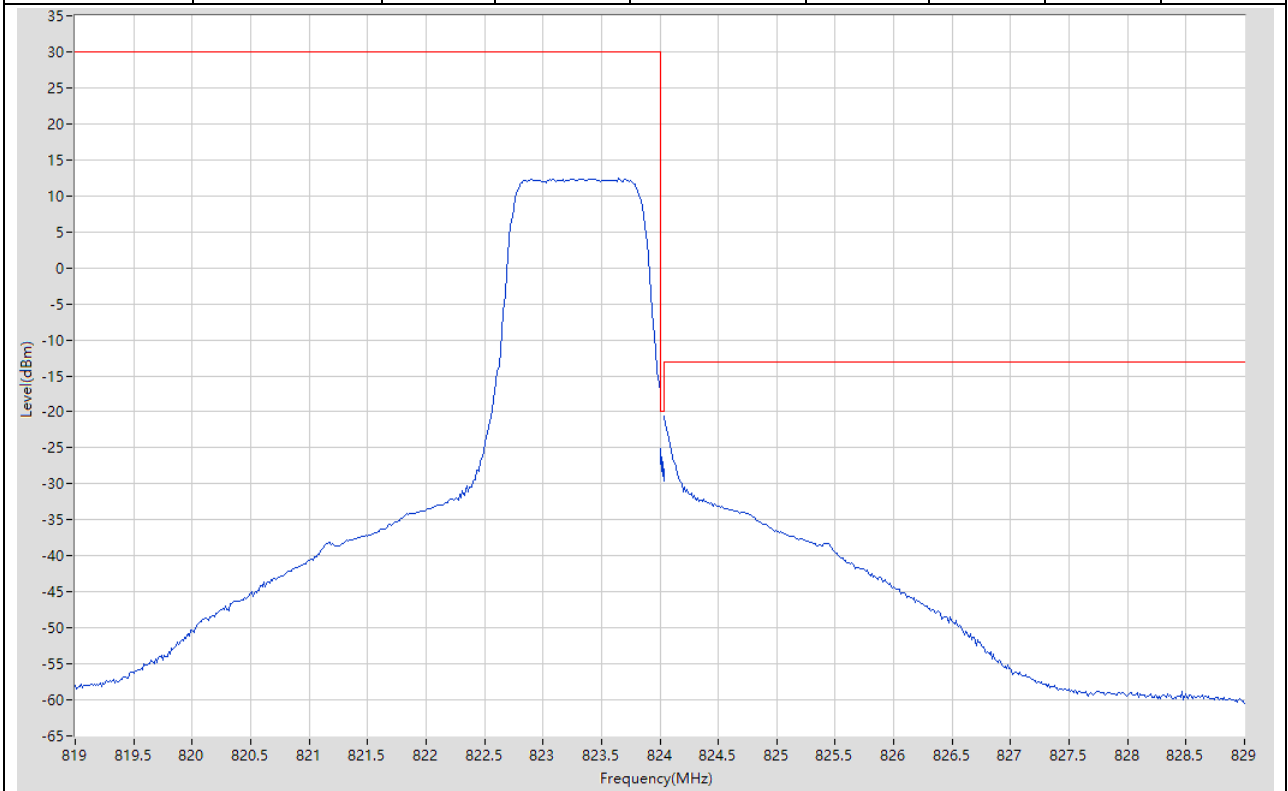
**16.7. LTE Band Edge\_Part90(NTNV)(Subtest:7, Channel:26783, Bandwidth:1.4, Modulation:Q16, RB Number: 1, RB Position:HIGH)**

Start Frequency (MHz)	Stop Frequency (MHz)	RBW (MHz)	Detector	Frequency (MHz)	Power (dBm)	Limit (dBm)	Verdict	Sweep Point
819	824	0.1	RMS	823.75	21.06	30	Pass	401
824	824.0375	0.002	RMS	824.006	-27.59	-20	Pass	401
824.0375	829	0.1	RMS	824.038	-17.17	-13	Pass	51



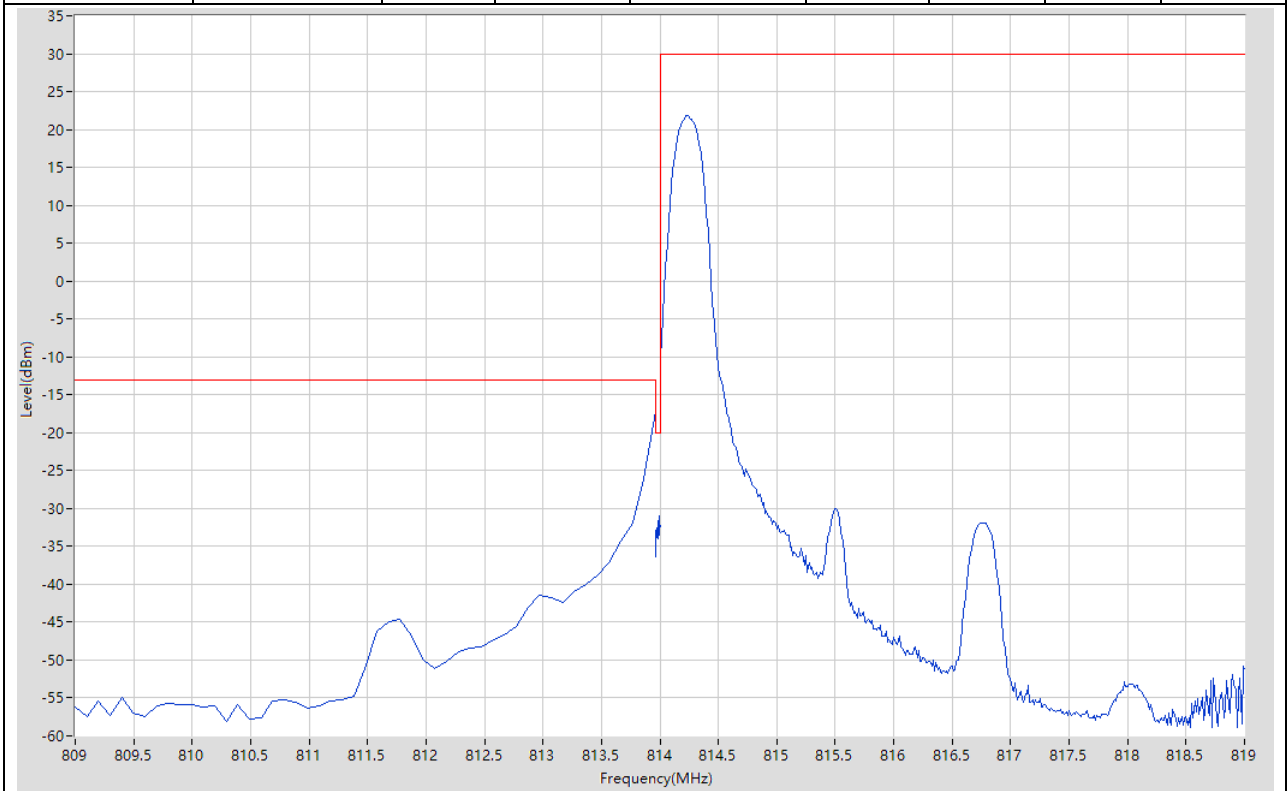
**16.8. LTE Band Edge\_Part90(NTNV)(Subtest:8, Channel:26783, Bandwidth:1.4, Modulation:Q16, RB Number: 6, RB Position:HIGH)**

Start Frequency (MHz)	Stop Frequency (MHz)	RBW (MHz)	Detector	Frequency (MHz)	Power (dBm)	Limit (dBm)	Verdict	Sweep Point
819	824	0.1	RMS	823.65	12.39	30	Pass	401
824	824.0375	0.02	RMS	824	-25.07	-20	Pass	401
824.0375	829	0.1	RMS	824.038	-20.59	-13	Pass	401



**16.9. LTE Band Edge\_Part90(NTNV)(Subtest:9, Channel:26705, Bandwidth:3, Modulation:QPSK, RB Number: 1, RB Position:LOW)**

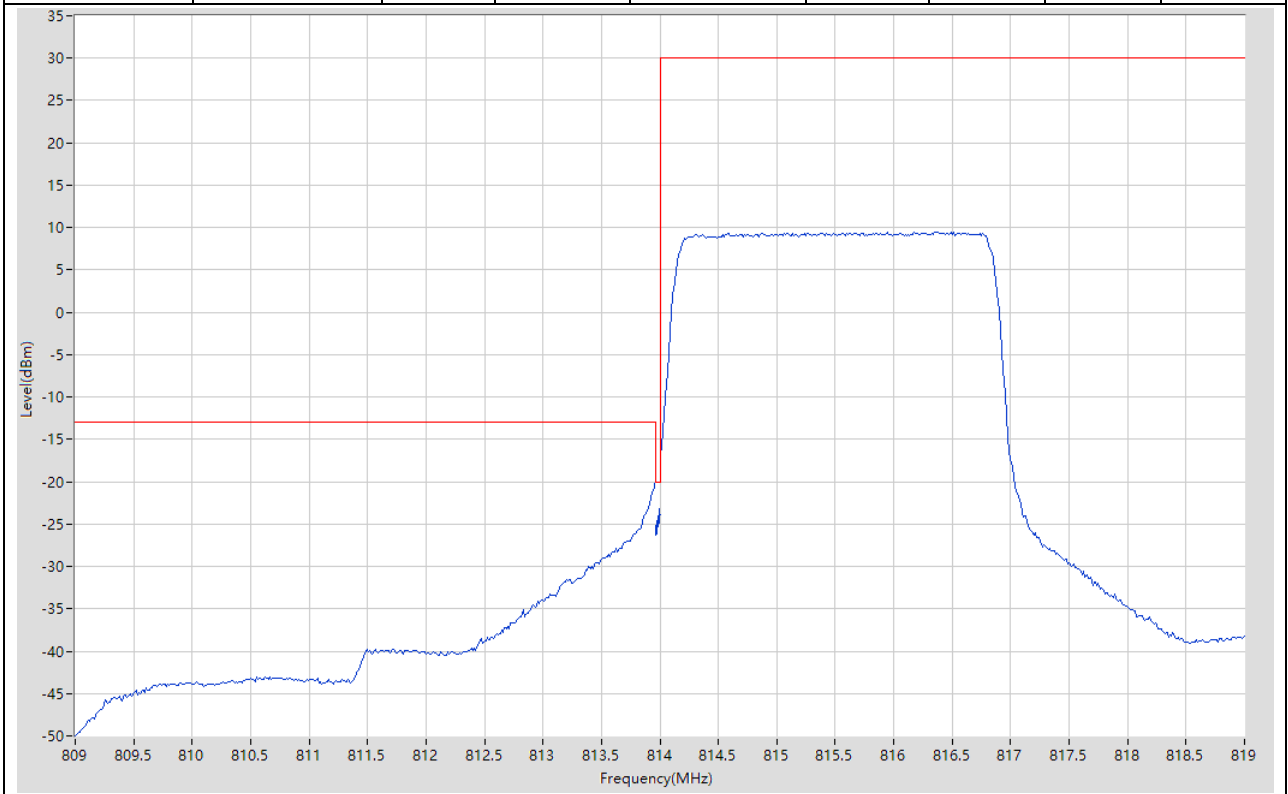
Start Frequency (MHz)	Stop Frequency (MHz)	RBW (MHz)	Detector	Frequency (MHz)	Power (dBm)	Limit (dBm)	Verdict	Sweep Point
809	813.9625	0.1	RMS	813.963	-17.19	-13	Pass	51
813.9625	814	0.002	RMS	813.994	-30.93	-20	Pass	20
814	819	0.1	RMS	814.238	21.82	30	Pass	401





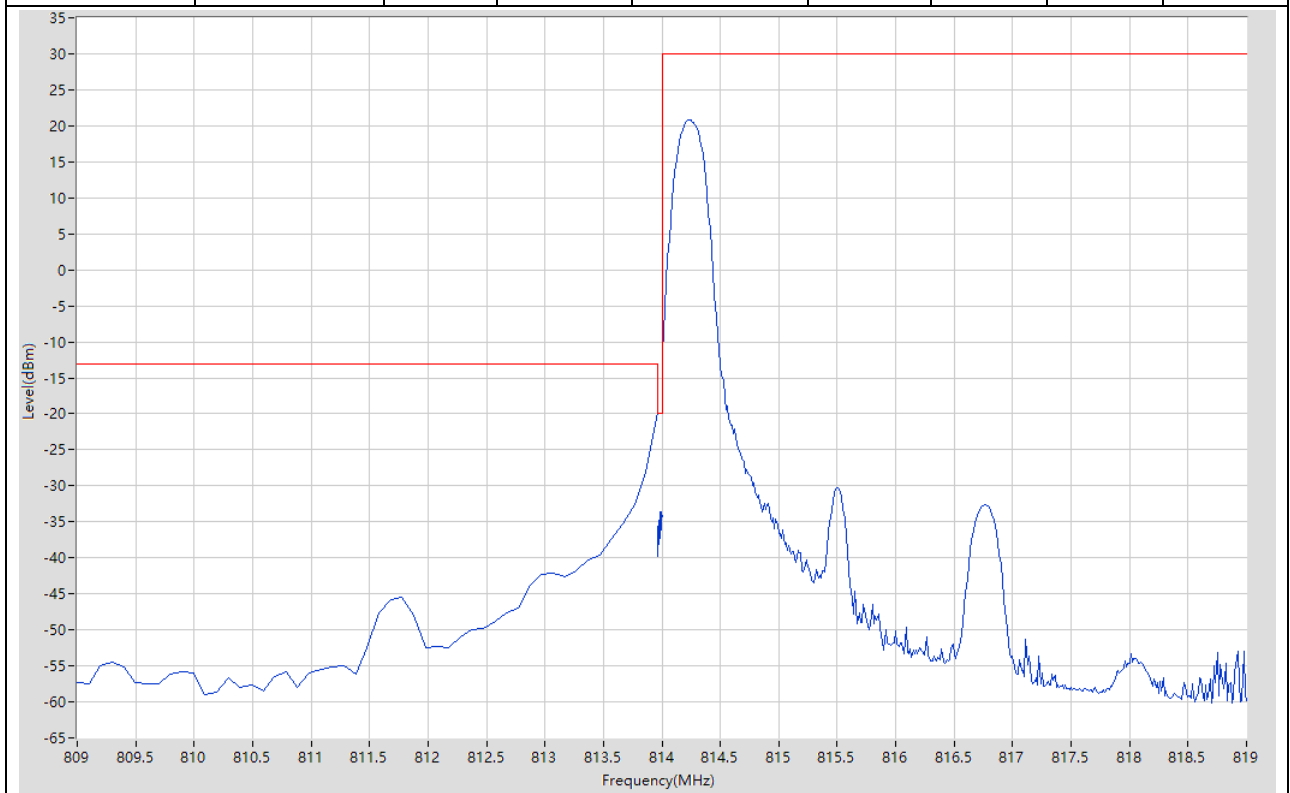
**16.10. LTE Band Edge\_Part90(NTNV)(Subtest:10, Channel:26705, Bandwidth:3, Modulation:QPSK, RB Number: 15, RB Position:LOW)**

Start Frequency (MHz)	Stop Frequency (MHz)	RBW (MHz)	Detector	Frequency (MHz)	Power (dBm)	Limit (dBm)	Verdict	Sweep Point
809	813.9625	0.1	RMS	813.963	-19.64	-13	Pass	401
813.9625	814	0.03	RMS	813.999	-23.12	-20	Pass	401
814	819	0.1	RMS	815.95	9.45	30	Pass	401



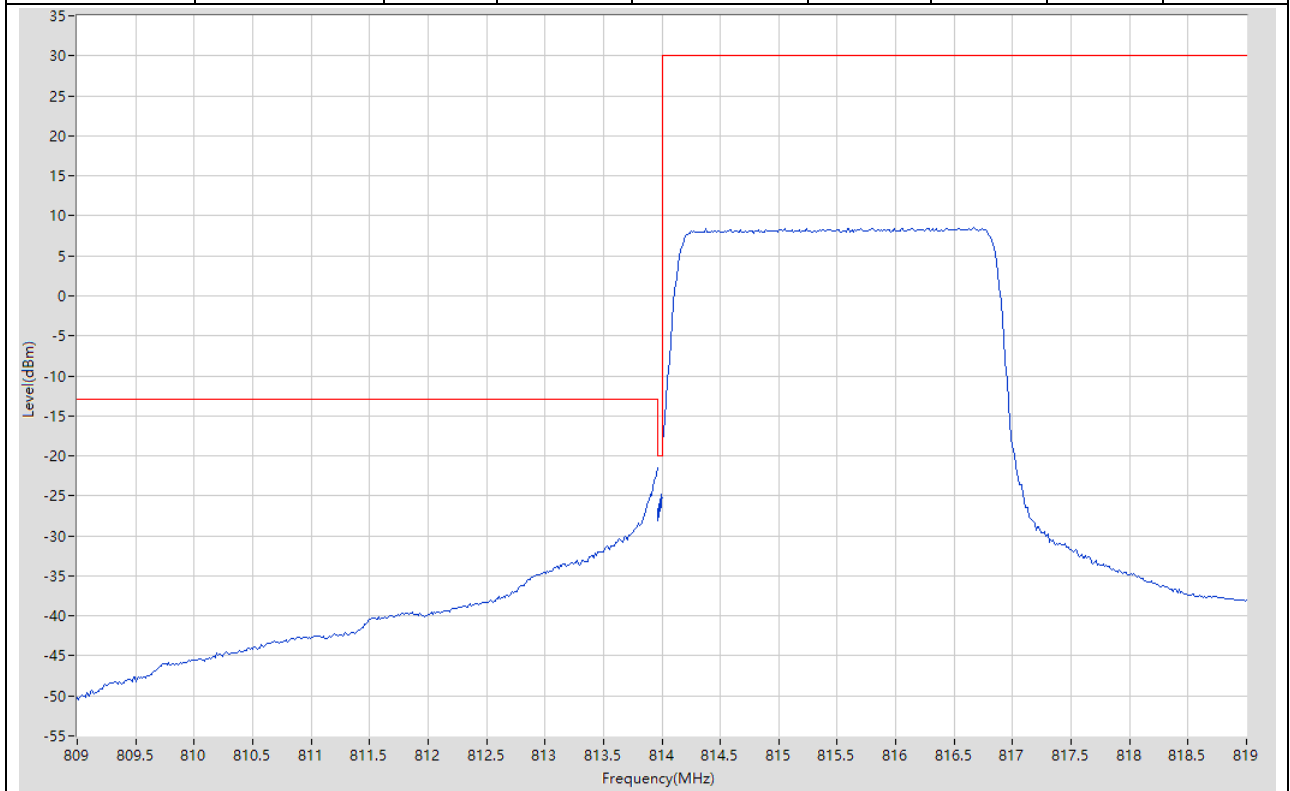
**16.11. LTE Band Edge\_Part90(NTNV)(Subtest:11, Channel:26705, Bandwidth:3, Modulation:Q16, RB Number: 1, RB Position:LOW)**

Start Frequency (MHz)	Stop Frequency (MHz)	RBW (MHz)	Detector	Frequency (MHz)	Power (dBm)	Limit (dBm)	Verdict	Sweep Point
809	813.9625	0.1	RMS	813.963	-19.78	-13	Pass	51
813.9625	814	0.002	RMS	813.998	-33.56	-20	Pass	20
814	819	0.1	RMS	814.25	20.78	30	Pass	401



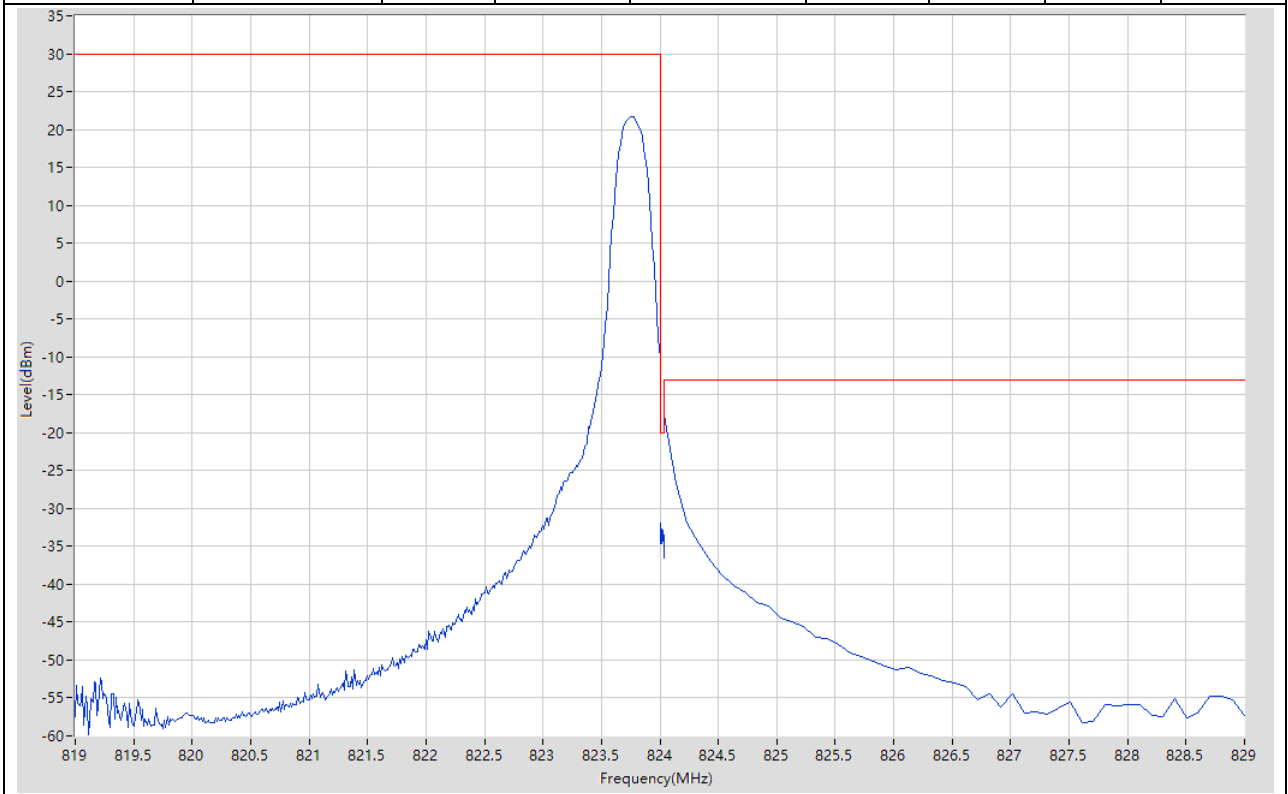
**16.12. LTE Band Edge\_Part90(NTNV)(Subtest:12, Channel:26705, Bandwidth:3, Modulation:Q16, RB Number: 15, RB Position:LOW)**

Start Frequency (MHz)	Stop Frequency (MHz)	RBW (MHz)	Detector	Frequency (MHz)	Power (dBm)	Limit (dBm)	Verdict	Sweep Point
809	813.9625	0.1	RMS	813.963	-21.47	-13	Pass	401
813.9625	814	0.03	RMS	814	-24.78	-20	Pass	401
814	819	0.1	RMS	816.663	8.5	30	Pass	401



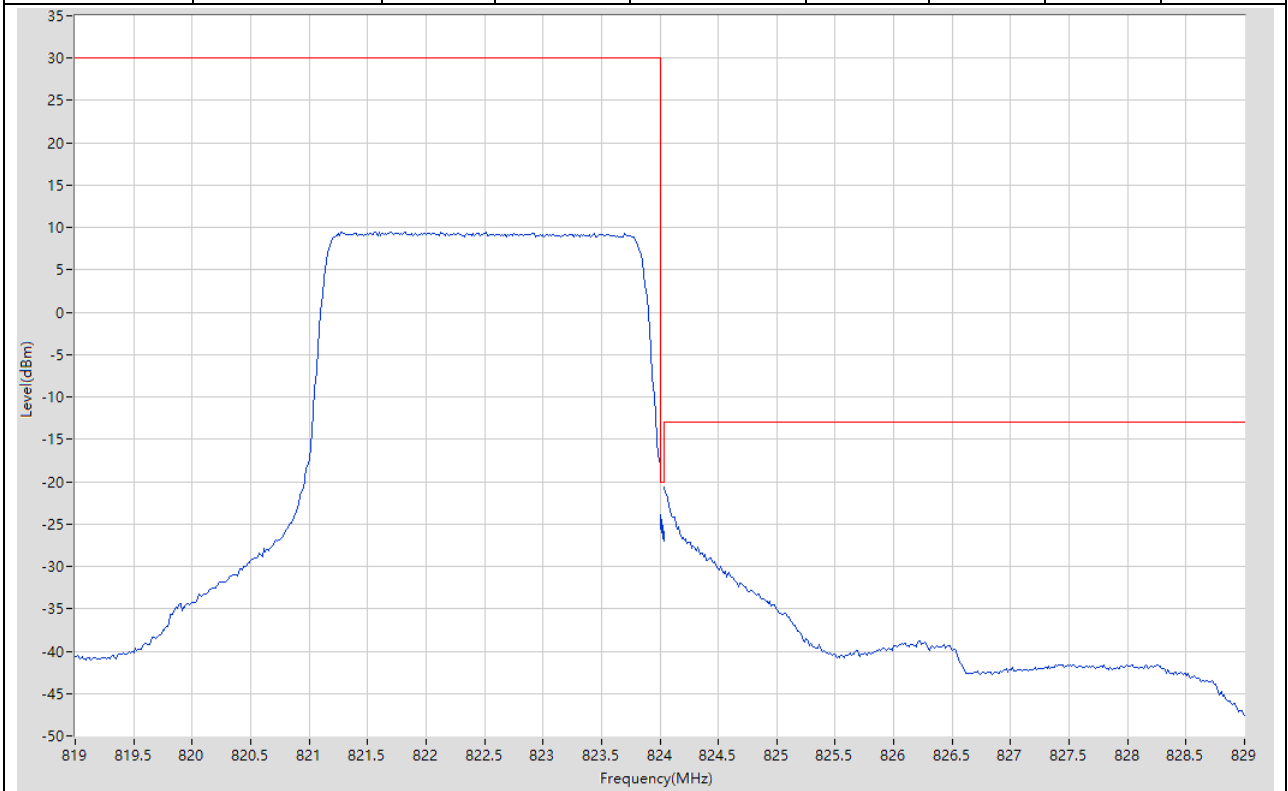
**16.13. LTE Band Edge\_Part90(NTNV)(Subtest:13, Channel:26775, Bandwidth:3, Modulation:QPSK, RB Number: 1, RB Position:HIGH)**

Start Frequency (MHz)	Stop Frequency (MHz)	RBW (MHz)	Detector	Frequency (MHz)	Power (dBm)	Limit (dBm)	Verdict	Sweep Point
819	824	0.1	RMS	823.763	21.71	30	Pass	401
824	824.0375	0.002	RMS	824	-31.97	-20	Pass	20
824.0375	829	0.1	RMS	824.038	-17.65	-13	Pass	51



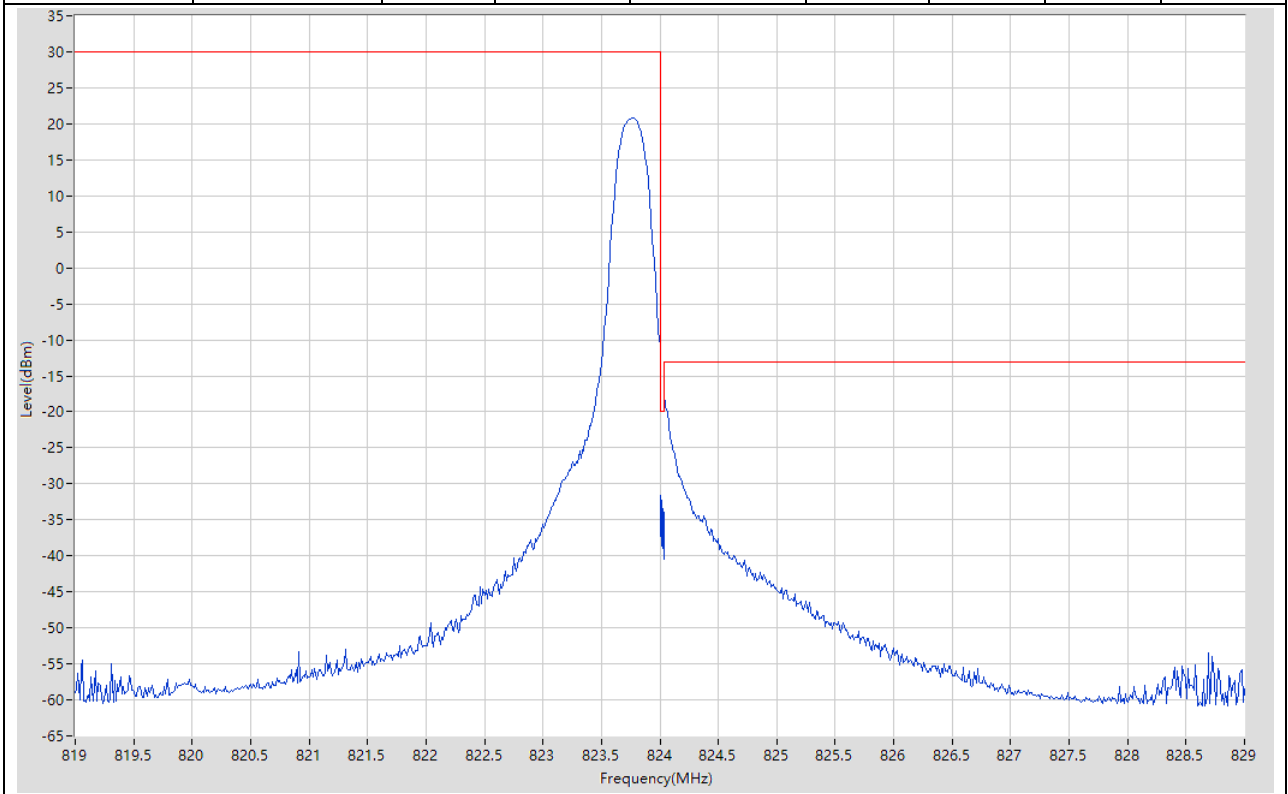
**16.14. LTE Band Edge\_Part90(NTNV)(Subtest:14, Channel:26775, Bandwidth:3, Modulation:QPSK, RB Number: 15, RB Position:HIGH)**

Start Frequency (MHz)	Stop Frequency (MHz)	RBW (MHz)	Detector	Frequency (MHz)	Power (dBm)	Limit (dBm)	Verdict	Sweep Point
819	824	0.1	RMS	821.825	9.52	30	Pass	401
824	824.0375	0.03	RMS	824.003	-23.94	-20	Pass	401
824.0375	829	0.1	RMS	824.038	-20.69	-13	Pass	401



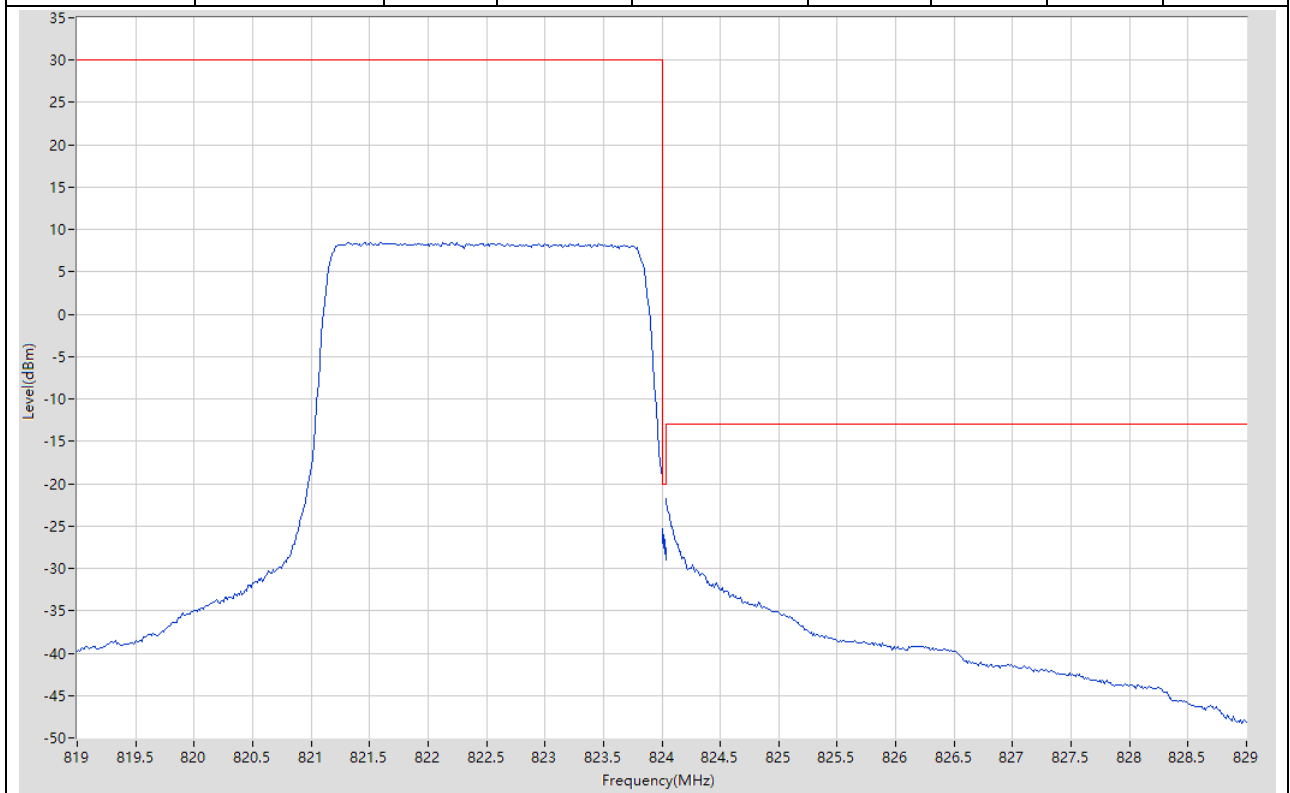
**16.15. LTE Band Edge\_Part90(NTNV)(Subtest:15, Channel:26775, Bandwidth:3, Modulation:Q16, RB Number: 1, RB Position:HIGH)**

Start Frequency (MHz)	Stop Frequency (MHz)	RBW (MHz)	Detector	Frequency (MHz)	Power (dBm)	Limit (dBm)	Verdict	Sweep Point
819	824	0.1	RMS	823.775	20.77	30	Pass	401
824	824.0375	0.002	RMS	824.002	-31.53	-20	Pass	401
824.0375	829	0.1	RMS	824.038	-17.46	-13	Pass	401



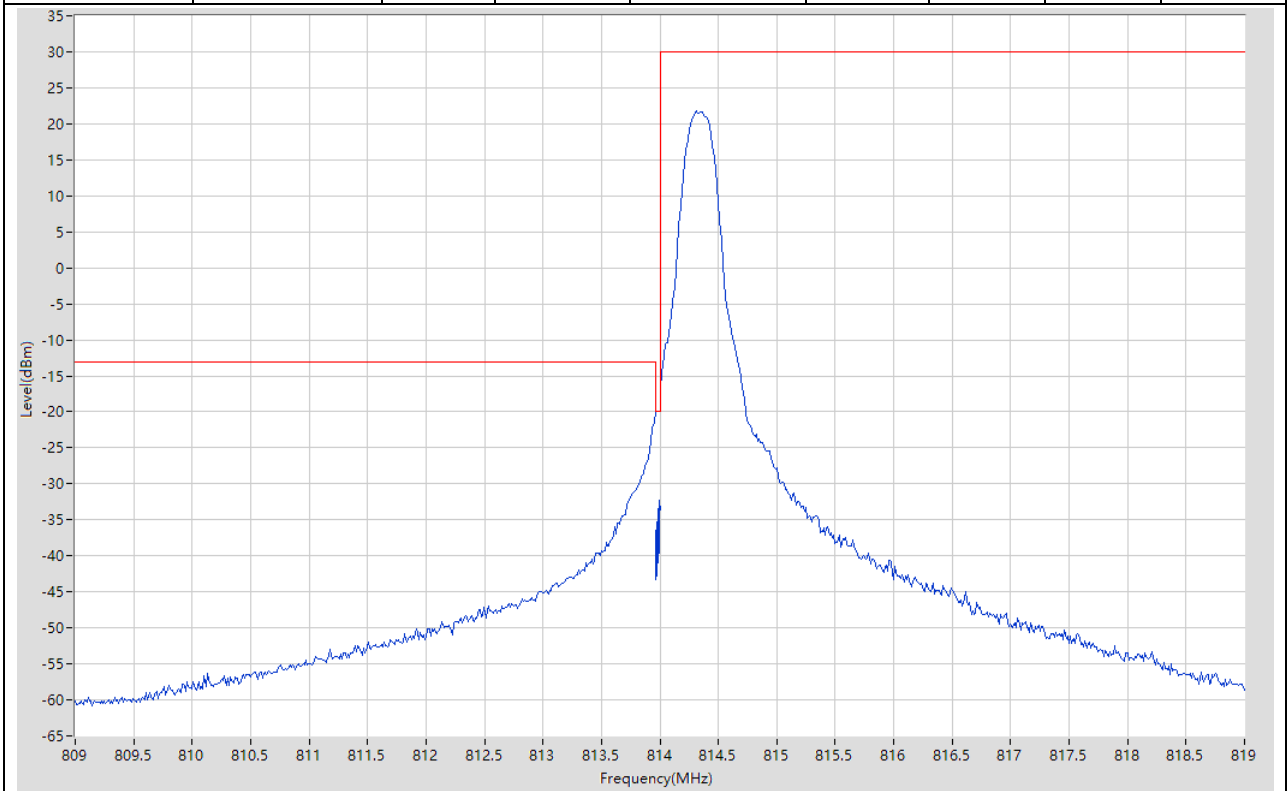
**16.16. LTE Band Edge\_Part90(NTNV)(Subtest:16, Channel:26775, Bandwidth:3, Modulation:Q16, RB Number: 15, RB Position:HIGH)**

Start Frequency (MHz)	Stop Frequency (MHz)	RBW (MHz)	Detector	Frequency (MHz)	Power (dBm)	Limit (dBm)	Verdict	Sweep Point
819	824	0.1	RMS	821.313	8.5	30	Pass	401
824	824.0375	0.03	RMS	824.002	-25.37	-20	Pass	401
824.0375	829	0.1	RMS	824.038	-21.78	-13	Pass	401



**16.17. LTE Band Edge\_Part90(NTNV)(Subtest:17, Channel:26715, Bandwidth:5, Modulation:QPSK, RB Number: 1, RB Position:LOW)**

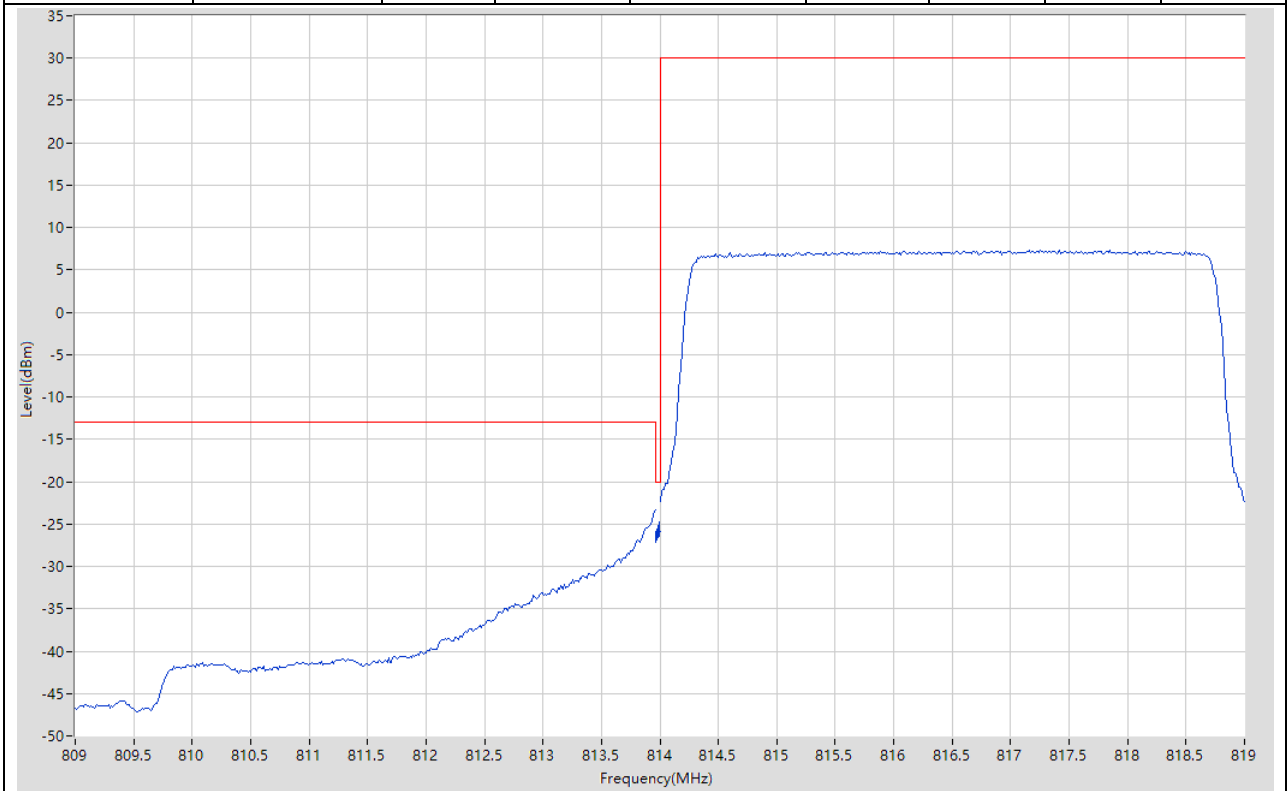
Start Frequency (MHz)	Stop Frequency (MHz)	RBW (MHz)	Detector	Frequency (MHz)	Power (dBm)	Limit (dBm)	Verdict	Sweep Point
809	813.9625	0.1	RMS	813.963	-19.87	-13	Pass	401
813.9625	814	0.002	RMS	813.998	-32.32	-20	Pass	401
814	819	0.1	RMS	814.313	21.73	30	Pass	401





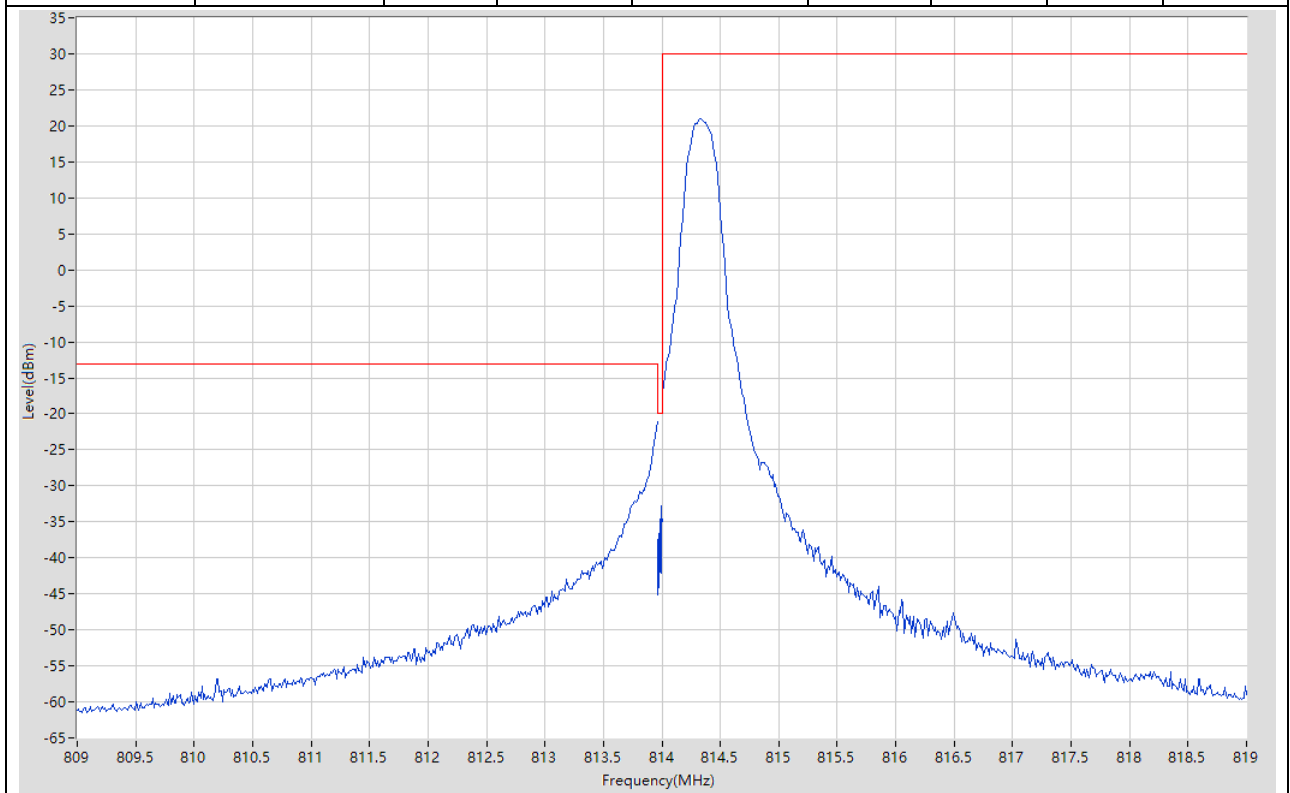
**16.18. LTE Band Edge\_Part90(NTNV)(Subtest:18, Channel:26715, Bandwidth:5, Modulation:QPSK, RB Number: 25, RB Position:LOW)**

Start Frequency (MHz)	Stop Frequency (MHz)	RBW (MHz)	Detector	Frequency (MHz)	Power (dBm)	Limit (dBm)	Verdict	Sweep Point
809	813.9625	0.1	RMS	813.963	-23.37	-13	Pass	401
813.9625	814	0.051	RMS	813.998	-24.77	-20	Pass	401
814	819	0.1	RMS	817.25	7.34	30	Pass	401



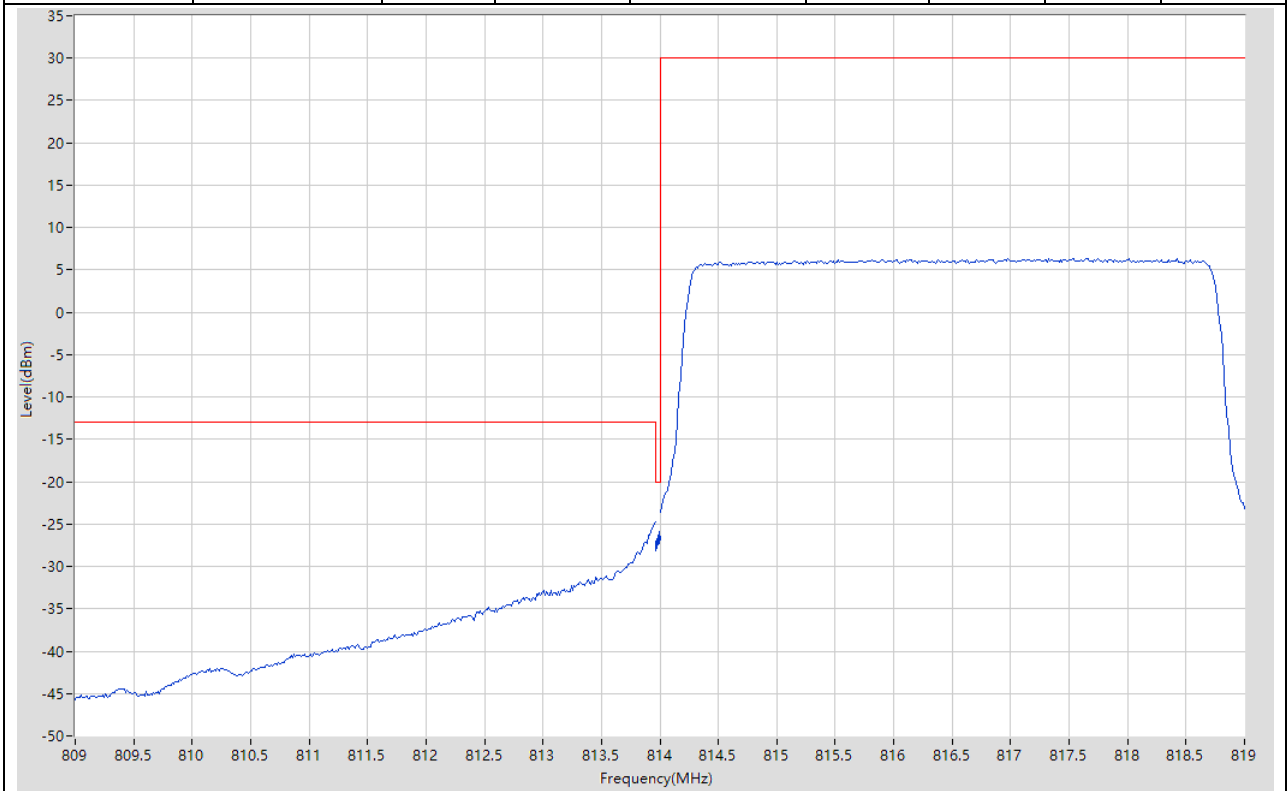
**16.19. LTE Band Edge\_Part90(NTNV)(Subtest:19, Channel:26715, Bandwidth:5, Modulation:Q16, RB Number: 1, RB Position:LOW)**

Start Frequency (MHz)	Stop Frequency (MHz)	RBW (MHz)	Detector	Frequency (MHz)	Power (dBm)	Limit (dBm)	Verdict	Sweep Point
809	813.9625	0.1	RMS	813.963	-21.08	-13	Pass	401
813.9625	814	0.002	RMS	813.998	-32.85	-20	Pass	401
814	819	0.1	RMS	814.338	21.02	30	Pass	401



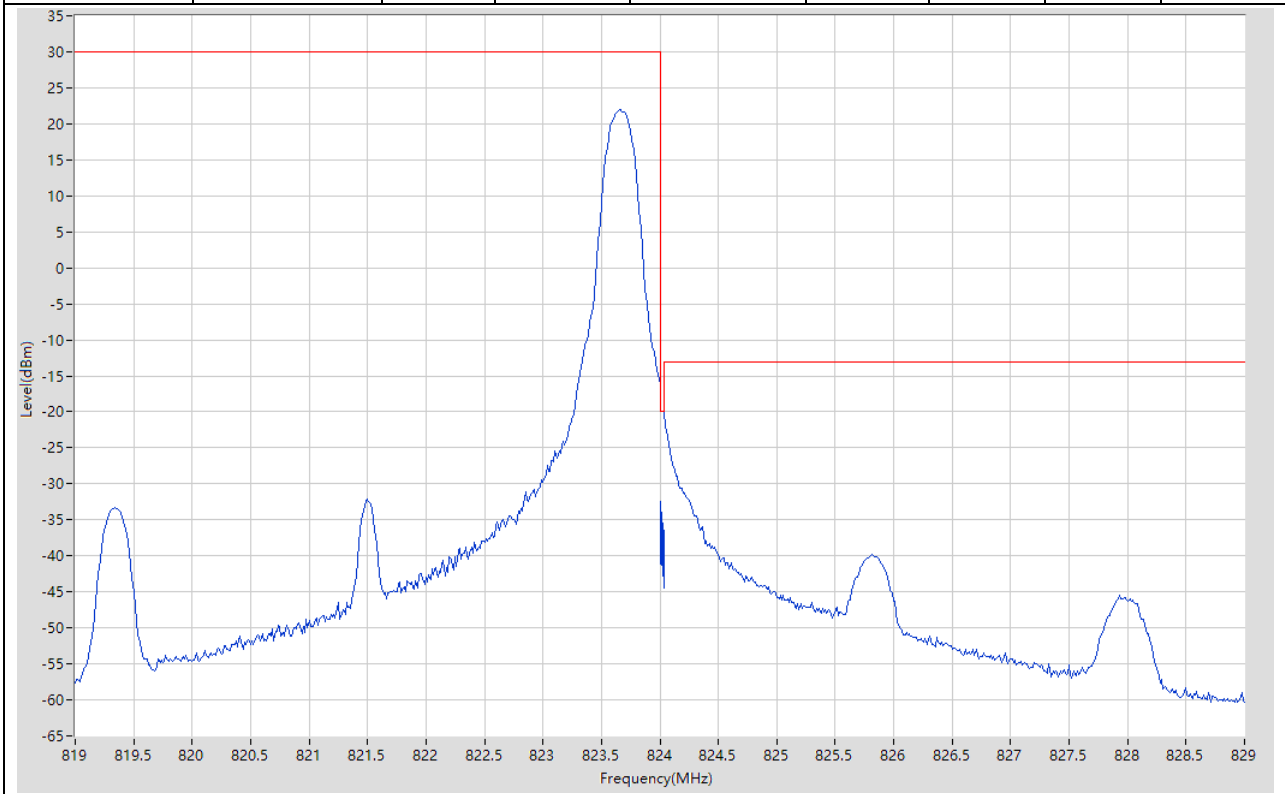
**16.20. LTE Band Edge\_Part90(NTNV)(Subtest:20, Channel:26715, Bandwidth:5, Modulation:Q16, RB Number: 25, RB Position:LOW)**

Start Frequency (MHz)	Stop Frequency (MHz)	RBW (MHz)	Detector	Frequency (MHz)	Power (dBm)	Limit (dBm)	Verdict	Sweep Point
809	813.9625	0.1	RMS	813.963	-24.68	-13	Pass	401
813.9625	814	0.051	RMS	814	-25.81	-20	Pass	401
814	819	0.1	RMS	818.013	6.36	30	Pass	401



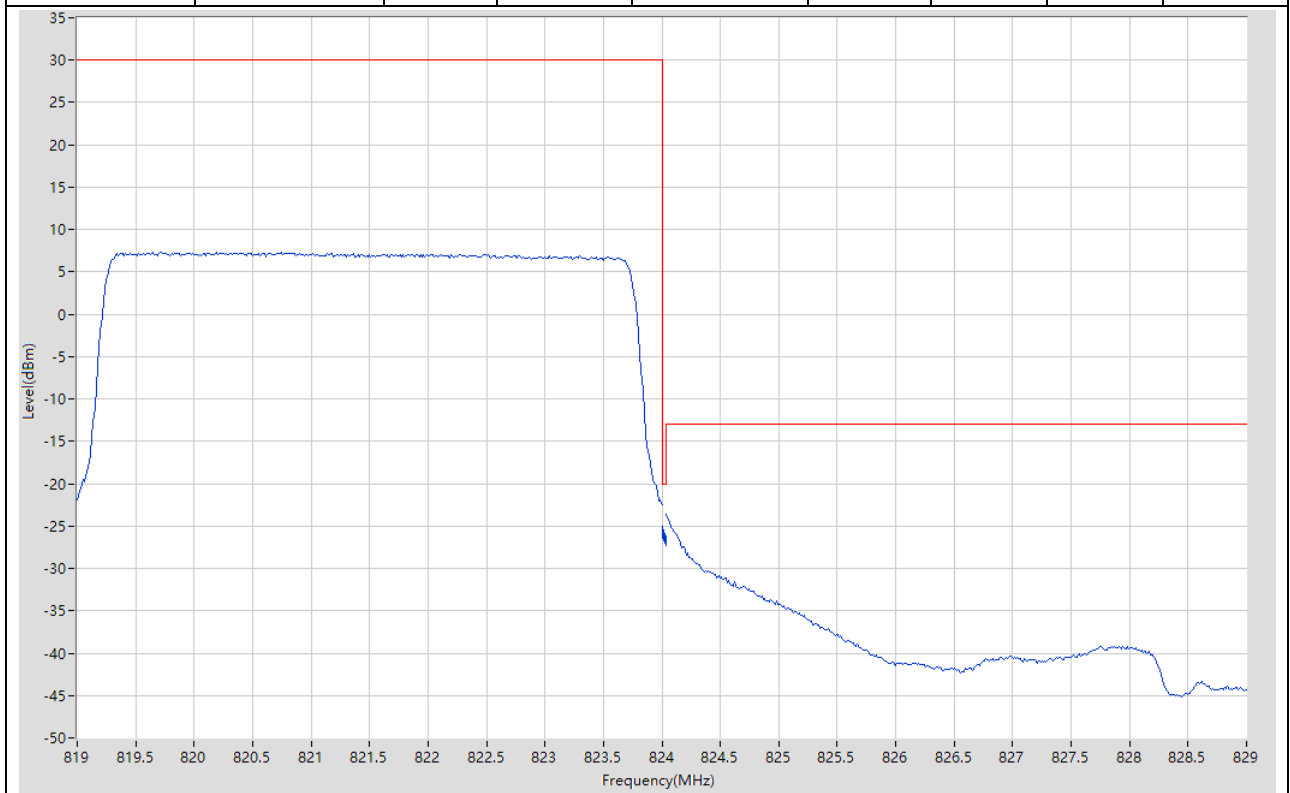
**16.21. LTE Band Edge\_Part90(NTNV)(Subtest:21, Channel:26765, Bandwidth:5, Modulation:QPSK, RB Number: 1, RB Position:HIGH)**

Start Frequency (MHz)	Stop Frequency (MHz)	RBW (MHz)	Detector	Frequency (MHz)	Power (dBm)	Limit (dBm)	Verdict	Sweep Point
819	824	0.1	RMS	823.663	21.94	30	Pass	401
824	824.0375	0.002	RMS	824.001	-32.51	-20	Pass	401
824.0375	829	0.1	RMS	824.038	-20.05	-13	Pass	401



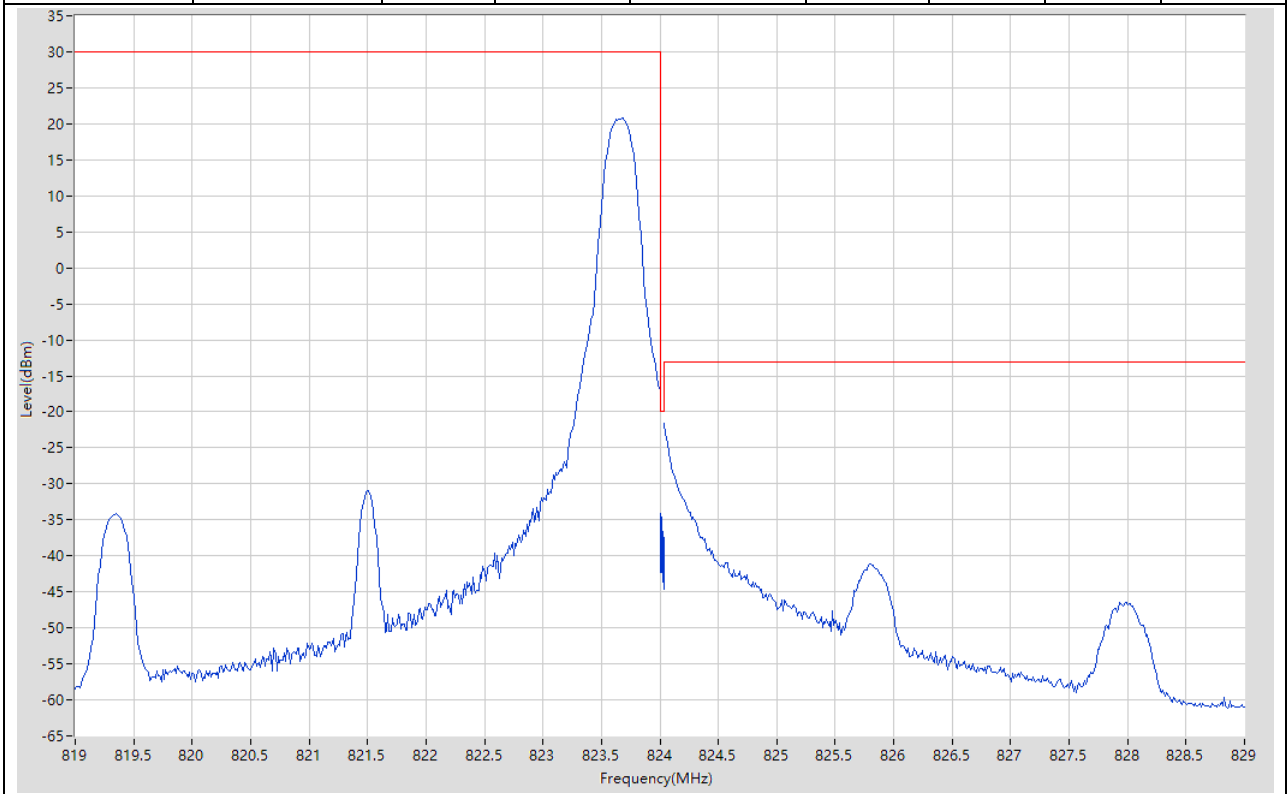
**16.22. LTE Band Edge\_Part90(NTNV)(Subtest:22, Channel:26765, Bandwidth:5, Modulation:QPSK, RB Number: 25, RB Position:HIGH)**

Start Frequency (MHz)	Stop Frequency (MHz)	RBW (MHz)	Detector	Frequency (MHz)	Power (dBm)	Limit (dBm)	Verdict	Sweep Point
819	824	0.1	RMS	820.75	7.29	30	Pass	401
824	824.0375	0.051	RMS	824.003	-25.03	-20	Pass	401
824.0375	829	0.1	RMS	824.038	-23.63	-13	Pass	401



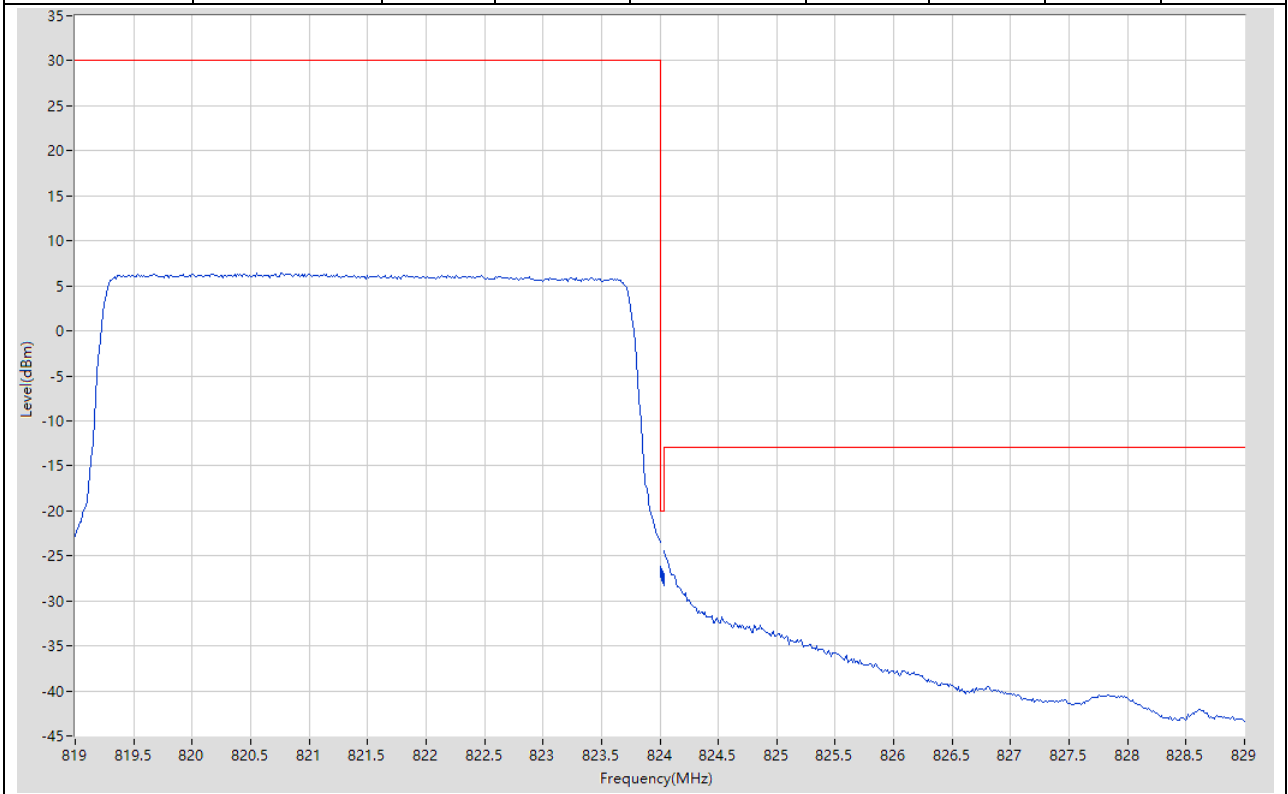
**16.23. LTE Band Edge\_Part90(NTNV)(Subtest:23, Channel:26765, Bandwidth:5, Modulation:Q16, RB Number: 1, RB Position:HIGH)**

Start Frequency (MHz)	Stop Frequency (MHz)	RBW (MHz)	Detector	Frequency (MHz)	Power (dBm)	Limit (dBm)	Verdict	Sweep Point
819	824	0.1	RMS	823.688	20.82	30	Pass	401
824	824.0375	0.002	RMS	824	-34.1	-20	Pass	401
824.0375	829	0.1	RMS	824.038	-21.58	-13	Pass	401



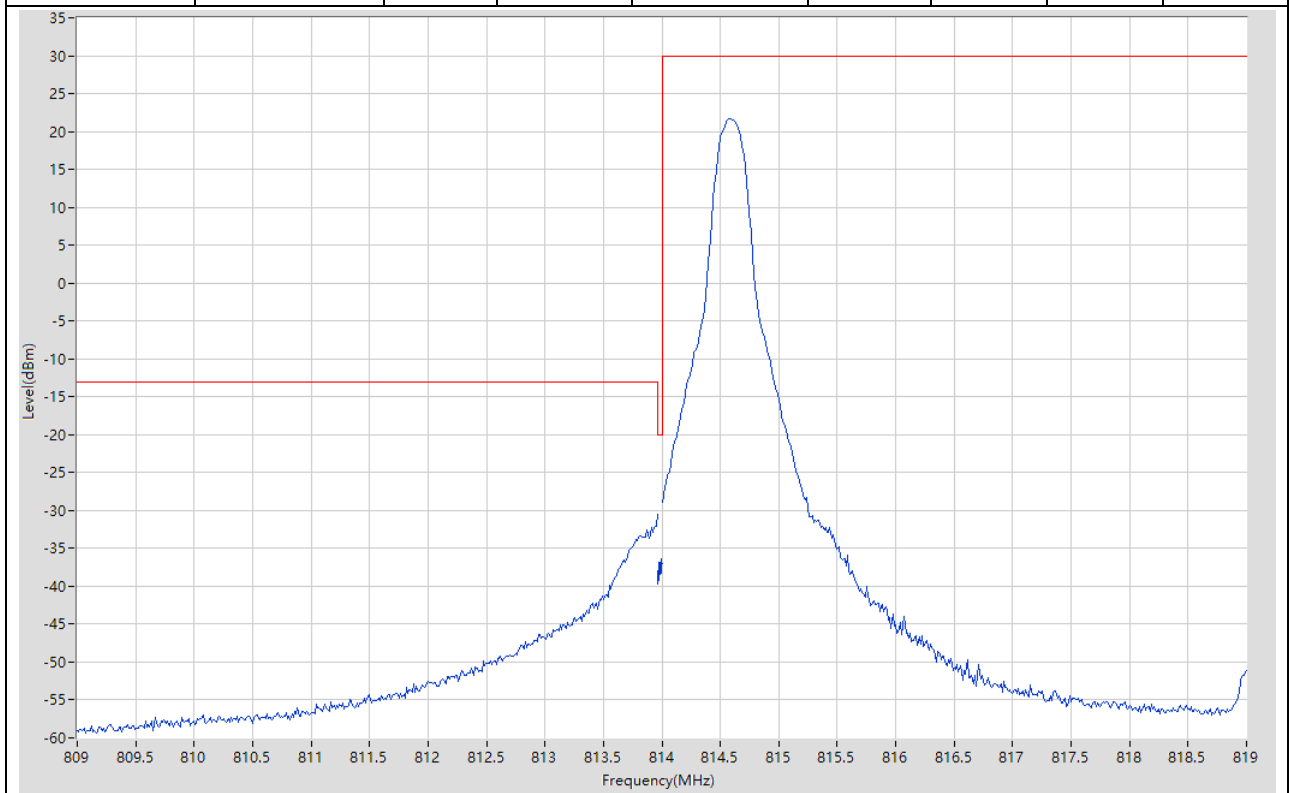
**16.24. LTE Band Edge\_Part90(NTNV)(Subtest:24, Channel:26765, Bandwidth:5, Modulation:Q16, RB Number: 25, RB Position:HIGH)**

Start Frequency (MHz)	Stop Frequency (MHz)	RBW (MHz)	Detector	Frequency (MHz)	Power (dBm)	Limit (dBm)	Verdict	Sweep Point
819	824	0.1	RMS	820.55	6.43	30	Pass	401
824	824.0375	0.051	RMS	824.004	-26.11	-20	Pass	401
824.0375	829	0.1	RMS	824.038	-24.41	-13	Pass	401



**16.25. LTE Band Edge\_Part90(NTNV)(Subtest:25, Channel:26740, Bandwidth:10, Modulation:QPSK, RB Number: 1, RB Position:LOW)**

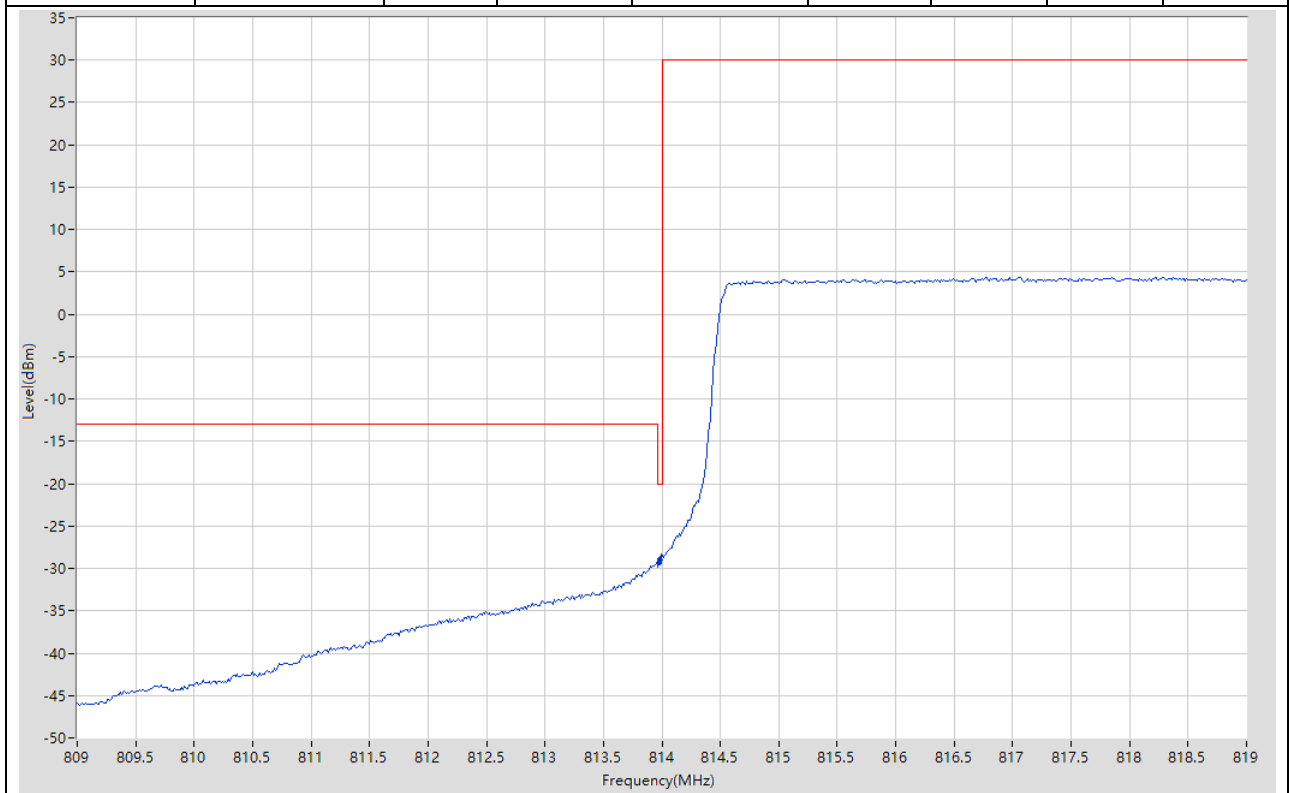
Start Frequency (MHz)	Stop Frequency (MHz)	RBW (MHz)	Detector	Frequency (MHz)	Power (dBm)	Limit (dBm)	Verdict	Sweep Point
809	813.9625	0.1	RMS	813.963	-30.54	-13	Pass	401
813.9625	814	0.02	RMS	813.999	-36.38	-20	Pass	401
814	819	0.1	RMS	814.588	21.7	30	Pass	401





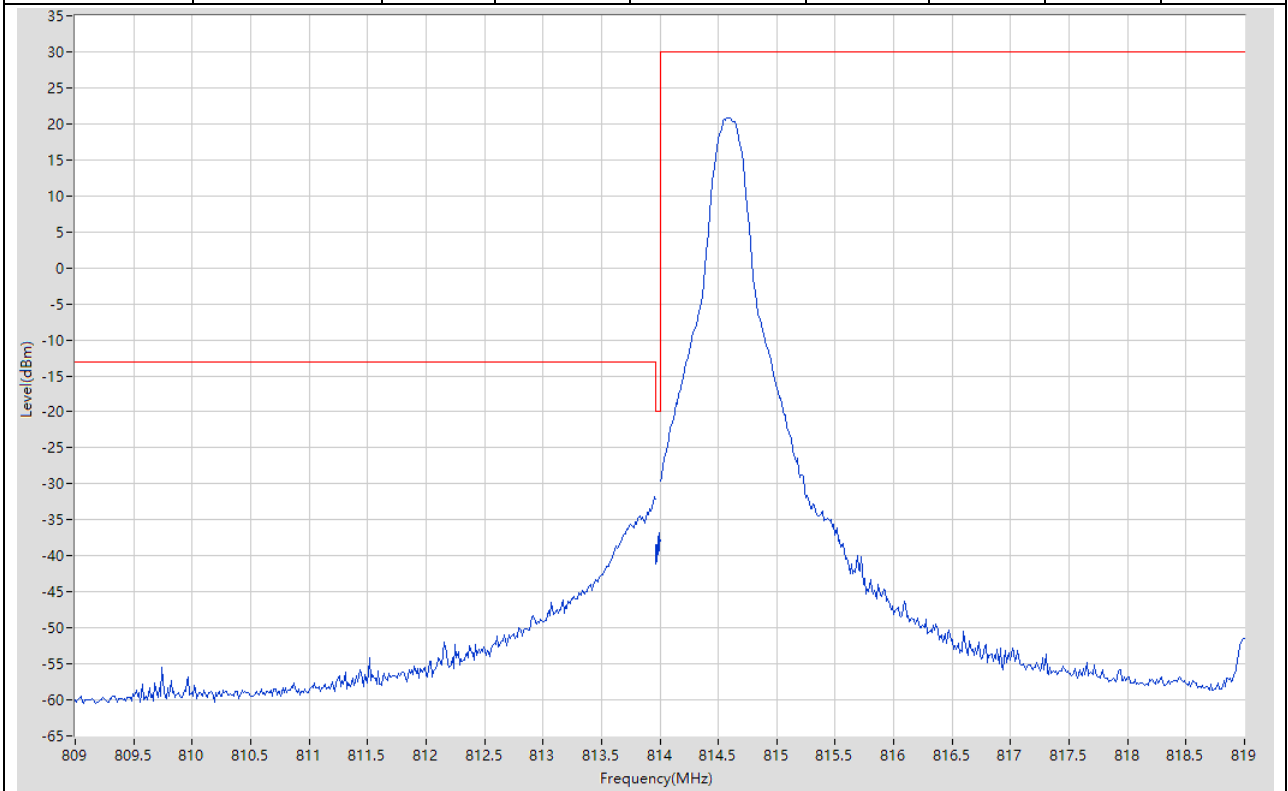
**16.26. LTE Band Edge\_Part90(NTNV)(Subtest:26, Channel:26740, Bandwidth:10, Modulation:QPSK, RB Number: 50, RB Position:LOW)**

Start Frequency (MHz)	Stop Frequency (MHz)	RBW (MHz)	Detector	Frequency (MHz)	Power (dBm)	Limit (dBm)	Verdict	Sweep Point
809	813.9625	0.1	RMS	813.963	-29.11	-13	Pass	401
813.9625	814	0.1	RMS	813.997	-28.31	-20	Pass	401
814	819	0.1	RMS	818.288	4.36	30	Pass	401



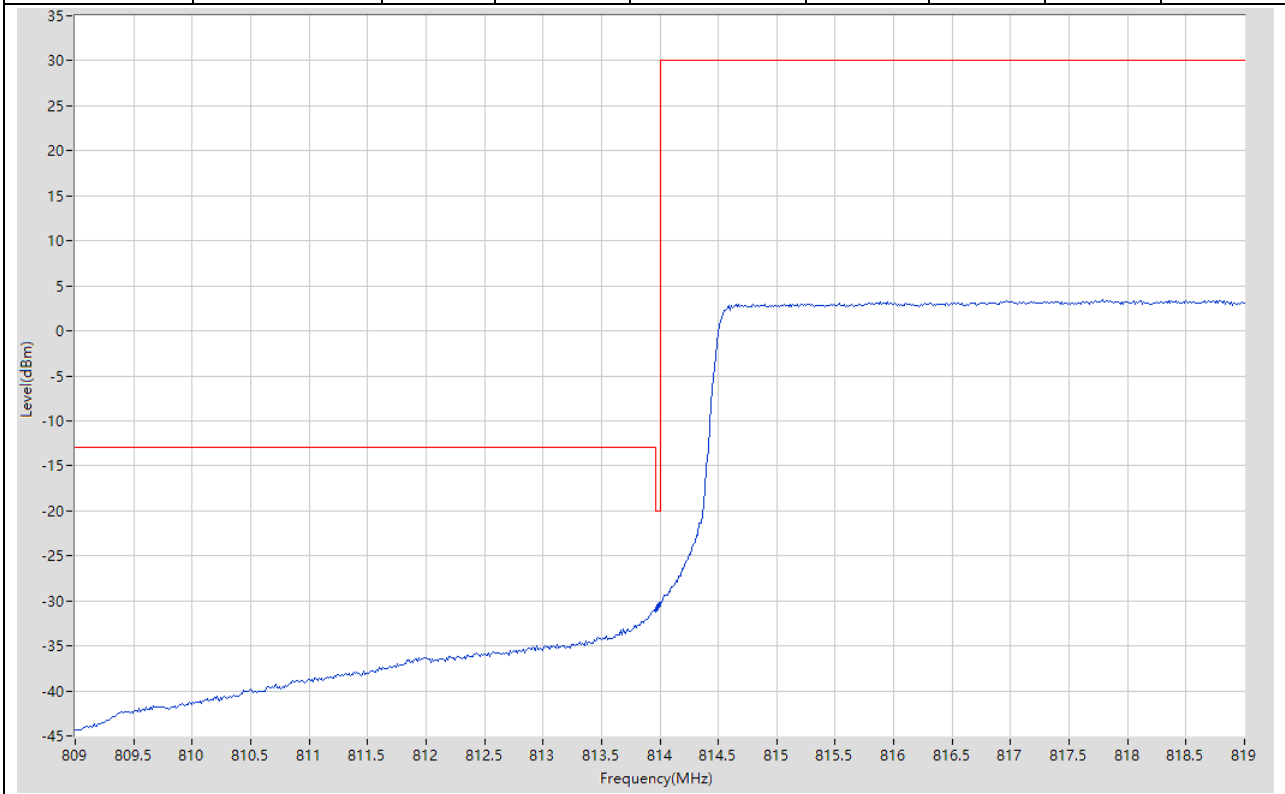
**16.27. LTE Band Edge\_Part90(NTNV)(Subtest:27, Channel:26740, Bandwidth:10, Modulation:Q16, RB Number: 1, RB Position:LOW)**

Start Frequency (MHz)	Stop Frequency (MHz)	RBW (MHz)	Detector	Frequency (MHz)	Power (dBm)	Limit (dBm)	Verdict	Sweep Point
809	813.9625	0.1	RMS	813.95	-31.79	-13	Pass	401
813.9625	814	0.02	RMS	814	-36.77	-20	Pass	401
814	819	0.1	RMS	814.6	20.82	30	Pass	401



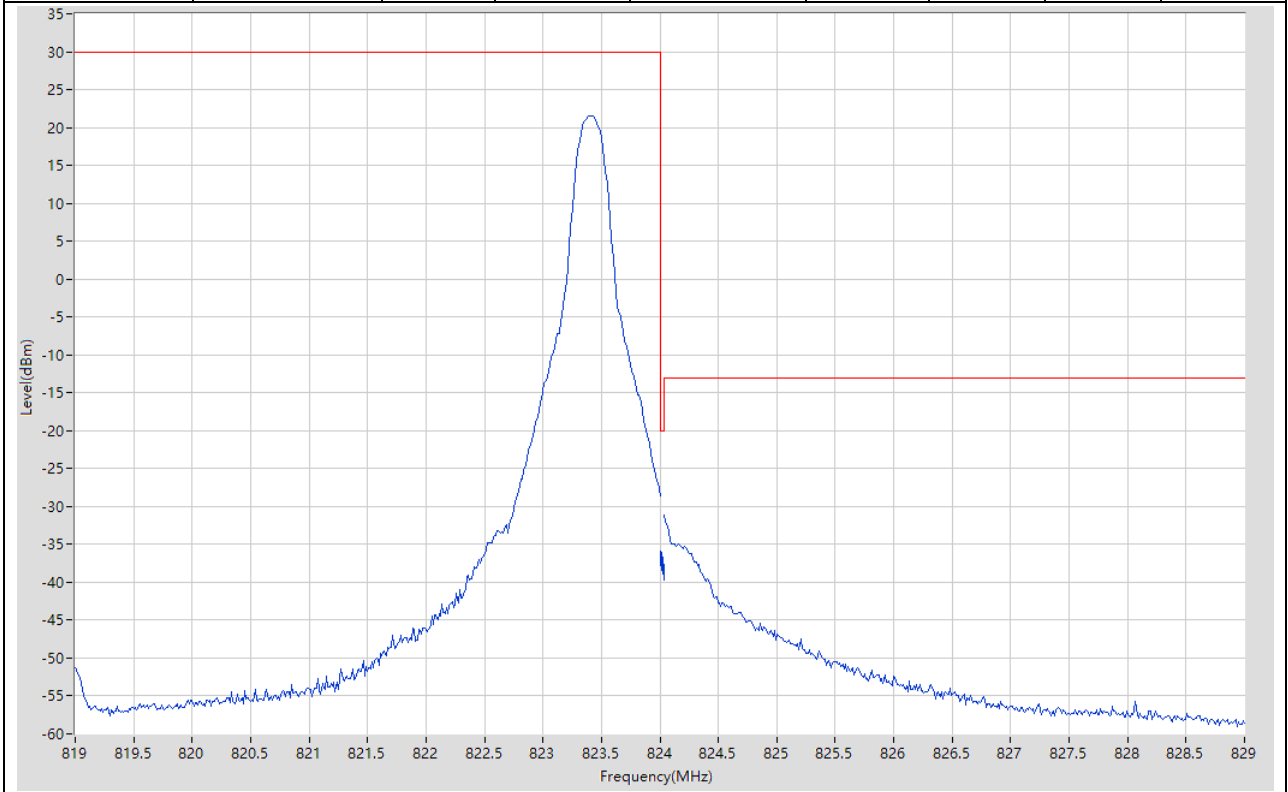
**16.28. LTE Band Edge\_Part90(NTNV)(Subtest:28, Channel:26740, Bandwidth:10, Modulation:Q16, RB Number: 50, RB Position:LOW)**

Start Frequency (MHz)	Stop Frequency (MHz)	RBW (MHz)	Detector	Frequency (MHz)	Power (dBm)	Limit (dBm)	Verdict	Sweep Point
809	813.9625	0.1	RMS	813.963	-30.86	-13	Pass	401
813.9625	814	0.1	RMS	813.992	-30.15	-20	Pass	401
814	819	0.1	RMS	817.788	3.46	30	Pass	401



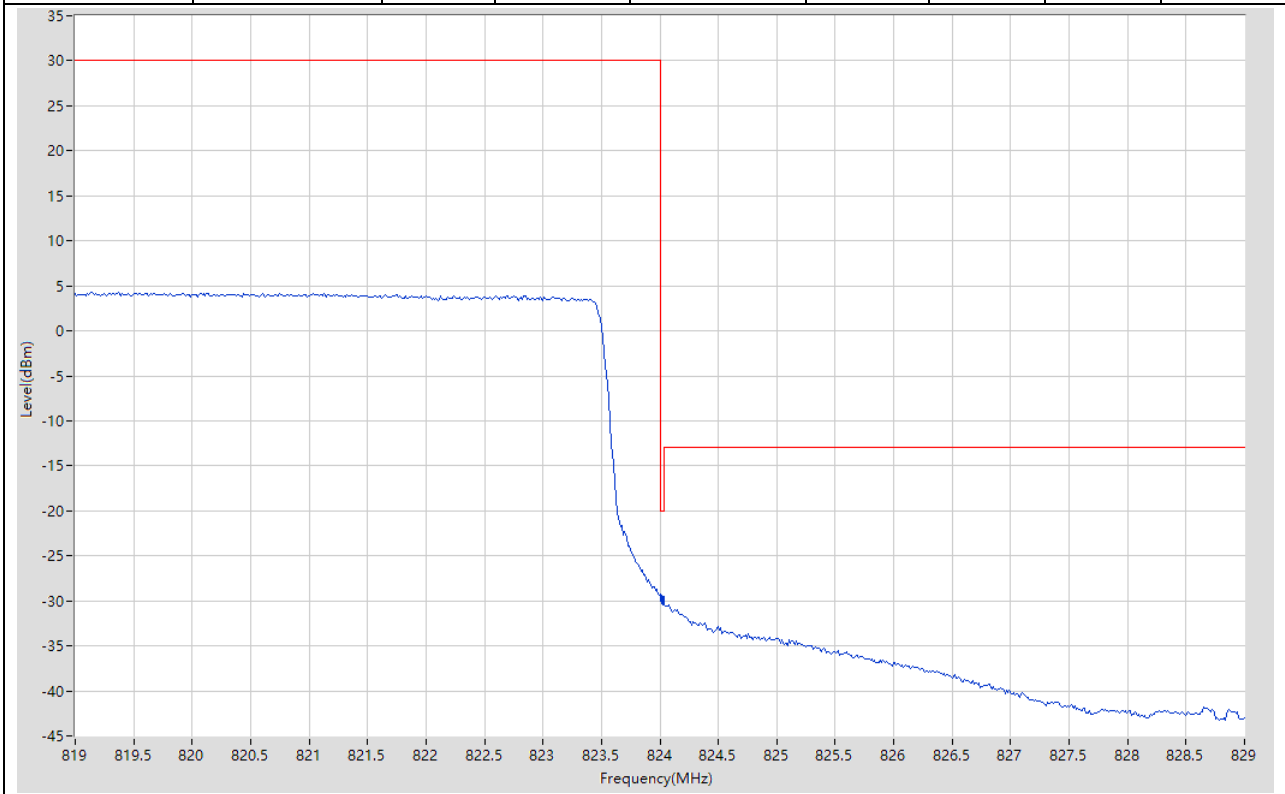
**16.29. LTE Band Edge\_Part90(NTNV)(Subtest:29, Channel:26740, Bandwidth:10, Modulation:QPSK, RB Number: 1, RB Position:HIGH)**

Start Frequency (MHz)	Stop Frequency (MHz)	RBW (MHz)	Detector	Frequency (MHz)	Power (dBm)	Limit (dBm)	Verdict	Sweep Point
819	824	0.1	RMS	823.388	21.55	30	Pass	401
824	824.0375	0.02	RMS	824.003	-35.92	-20	Pass	401
824.0375	829	0.1	RMS	824.038	-31.07	-13	Pass	401



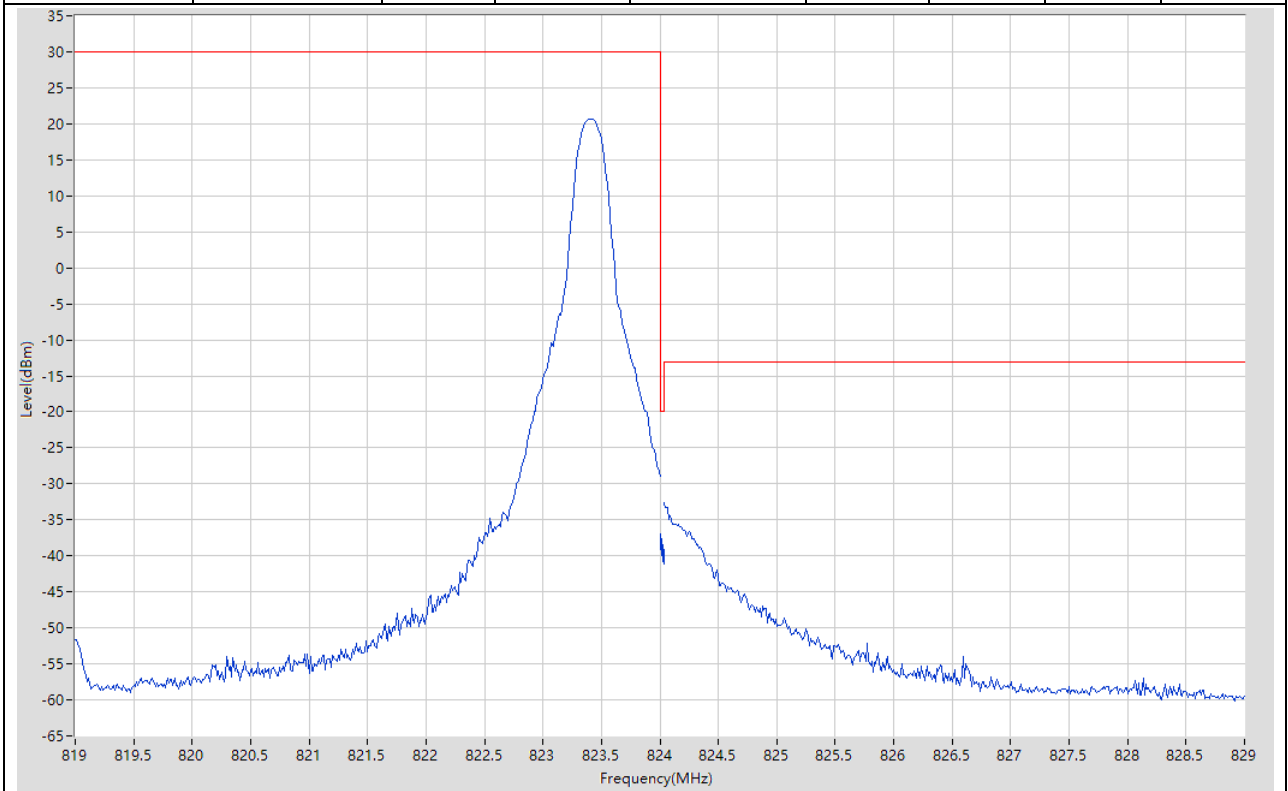
**16.30. LTE Band Edge\_Part90(NTNV)(Subtest:30, Channel:26740, Bandwidth:10, Modulation:QPSK, RB Number: 50, RB Position:HIGH)**

Start Frequency (MHz)	Stop Frequency (MHz)	RBW (MHz)	Detector	Frequency (MHz)	Power (dBm)	Limit (dBm)	Verdict	Sweep Point
819	824	0.1	RMS	819.375	4.27	30	Pass	401
824	824.0375	0.1	RMS	824	-29.2	-20	Pass	401
824.0375	829	0.1	RMS	824.038	-30.26	-13	Pass	401



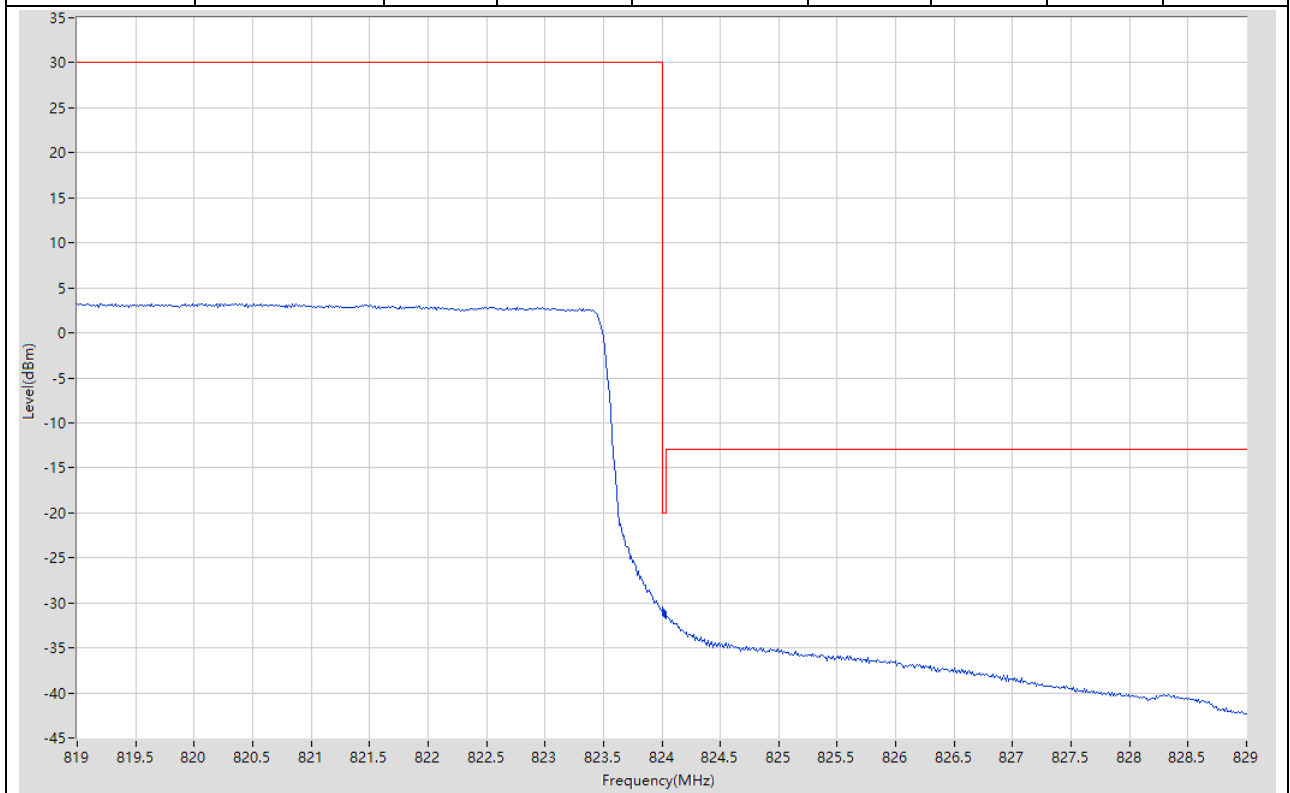
**16.31. LTE Band Edge\_Part90(NTNV)(Subtest:31, Channel:26740, Bandwidth:10, Modulation:Q16, RB Number: 1, RB Position:HIGH)**

Start Frequency (MHz)	Stop Frequency (MHz)	RBW (MHz)	Detector	Frequency (MHz)	Power (dBm)	Limit (dBm)	Verdict	Sweep Point
819	824	0.1	RMS	823.4	20.67	30	Pass	401
824	824.0375	0.02	RMS	824.001	-36.92	-20	Pass	401
824.0375	829	0.1	RMS	824.038	-32.66	-13	Pass	401



**16.32. LTE Band Edge\_Part90(NTNV)(Subtest:32, Channel:26740, Bandwidth:10, Modulation:Q16, RB Number: 50, RB Position:HIGH)**

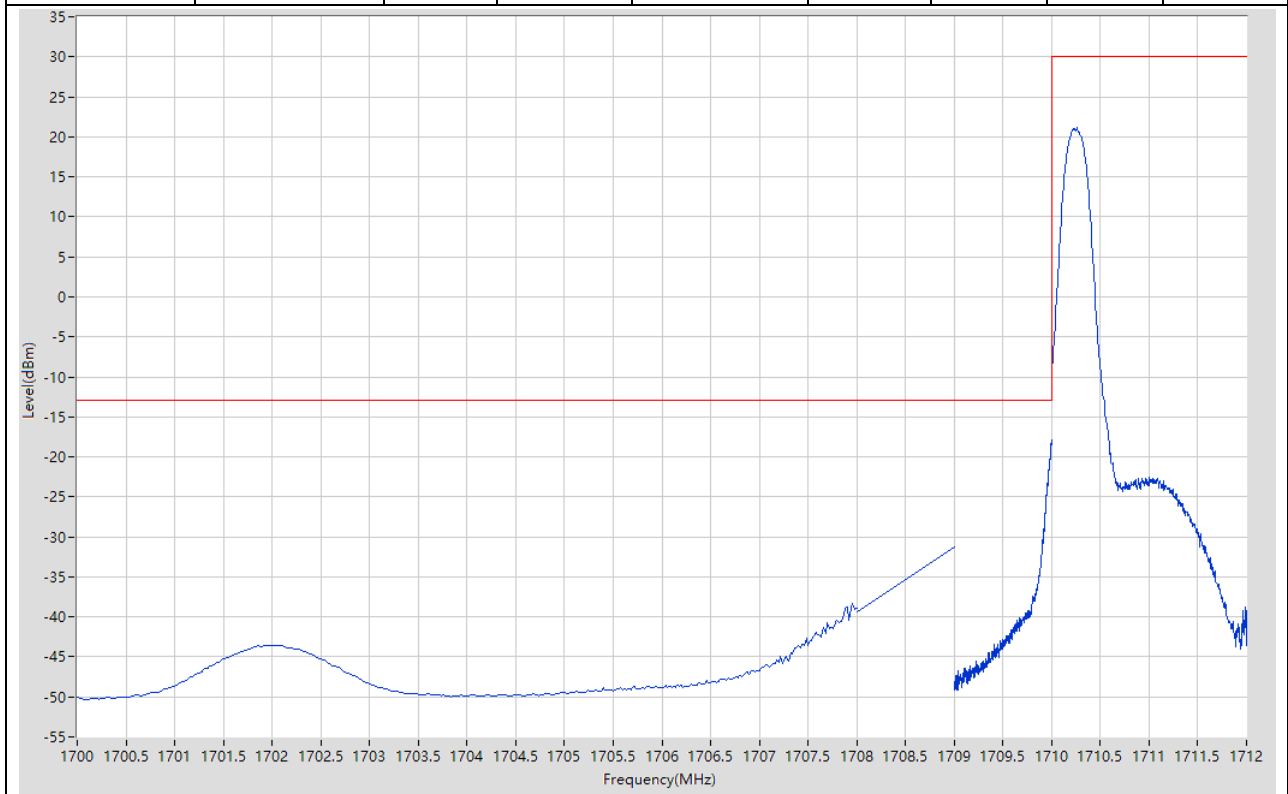
Start Frequency (MHz)	Stop Frequency (MHz)	RBW (MHz)	Detector	Frequency (MHz)	Power (dBm)	Limit (dBm)	Verdict	Sweep Point
819	824	0.1	RMS	820.35	3.27	30	Pass	401
824	824.0375	0.1	RMS	824	-30.51	-20	Pass	401
824.0375	829	0.1	RMS	824.038	-31.44	-13	Pass	401



## 17. LTE\_Band66

### 17.1. LTE Band Edge\_Part22-24-27(NTNV)(Subtest:1, Channel:131979, Bandwidth:1.4, Modulation:QPSK, RB Number: 1, RB Position:LOW)

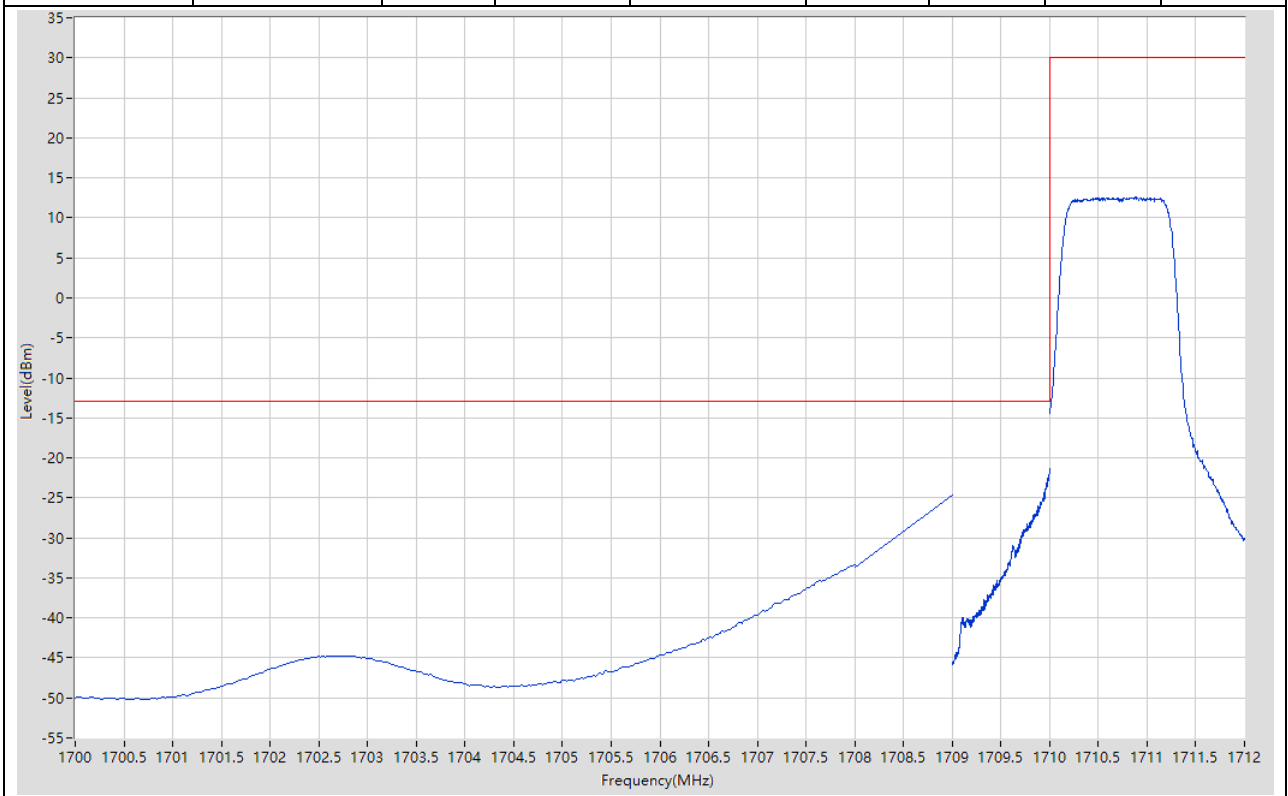
Start Frequency (MHz)	Stop Frequency (MHz)	RBW (MHz)	Detector	Frequency (MHz)	Power (dBm)	Limit (dBm)	Verdict	Sweep Point
1700	1708	1	RMS	1707.96	-38.38	-13	Pass	401
1708	1709	1	RMS	1709	-31.24	-13	Pass	2
1709	1710	0.02	RMS	1710	-17.92	-13	Pass	401
1710	1712	0.1	RMS	1710.26	21.18	30	Pass	401





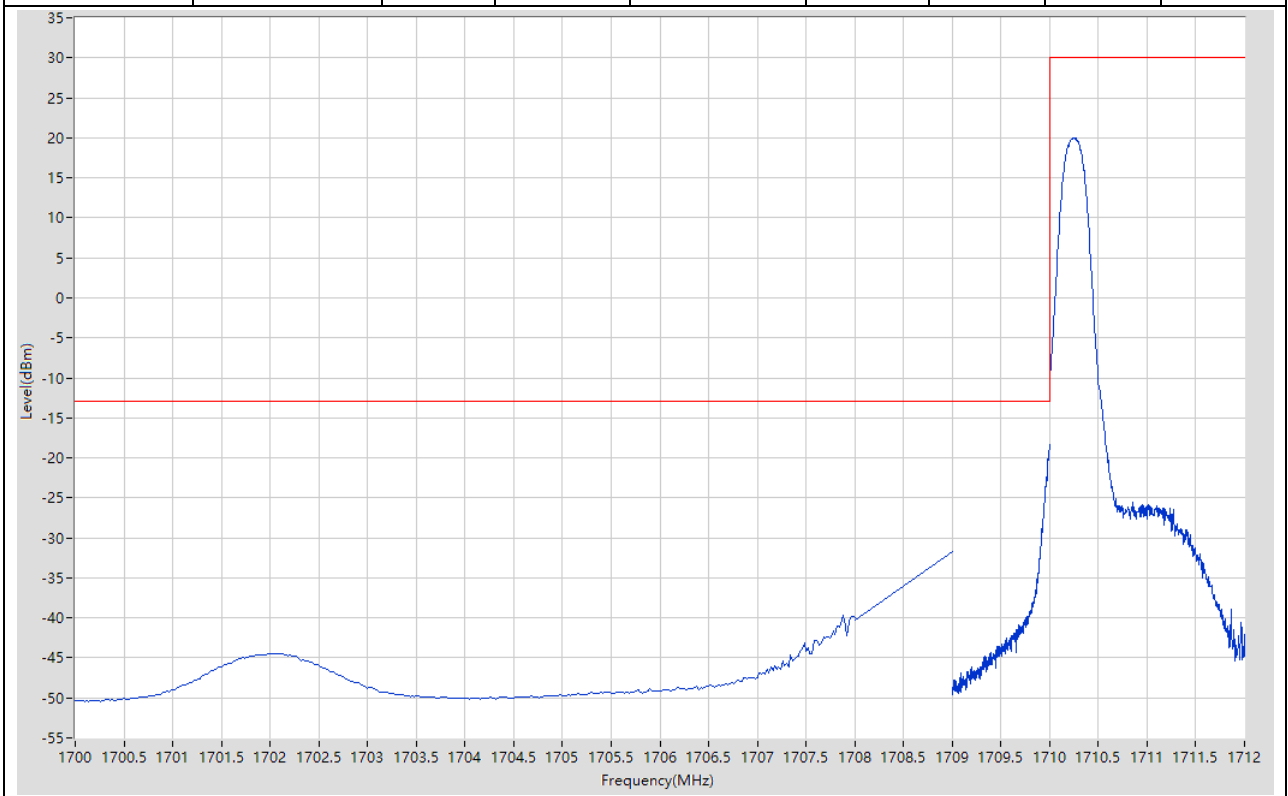
**17.2. LTE Band Edge\_Part22-24-27(NTNV)(Subtest:2, Channel:131979, Bandwidth:1.4, Modulation:QPSK, RB Number: 6, RB Position:LOW)**

Start Frequency (MHz)	Stop Frequency (MHz)	RBW (MHz)	Detector	Frequency (MHz)	Power (dBm)	Limit (dBm)	Verdict	Sweep Point
1700	1708	1	RMS	1708	-33.44	-13	Pass	401
1708	1709	1	RMS	1709	-24.66	-13	Pass	2
1709	1710	0.02	RMS	1710	-21.33	-13	Pass	401
1710	1712	0.1	RMS	1710.88	12.65	30	Pass	401



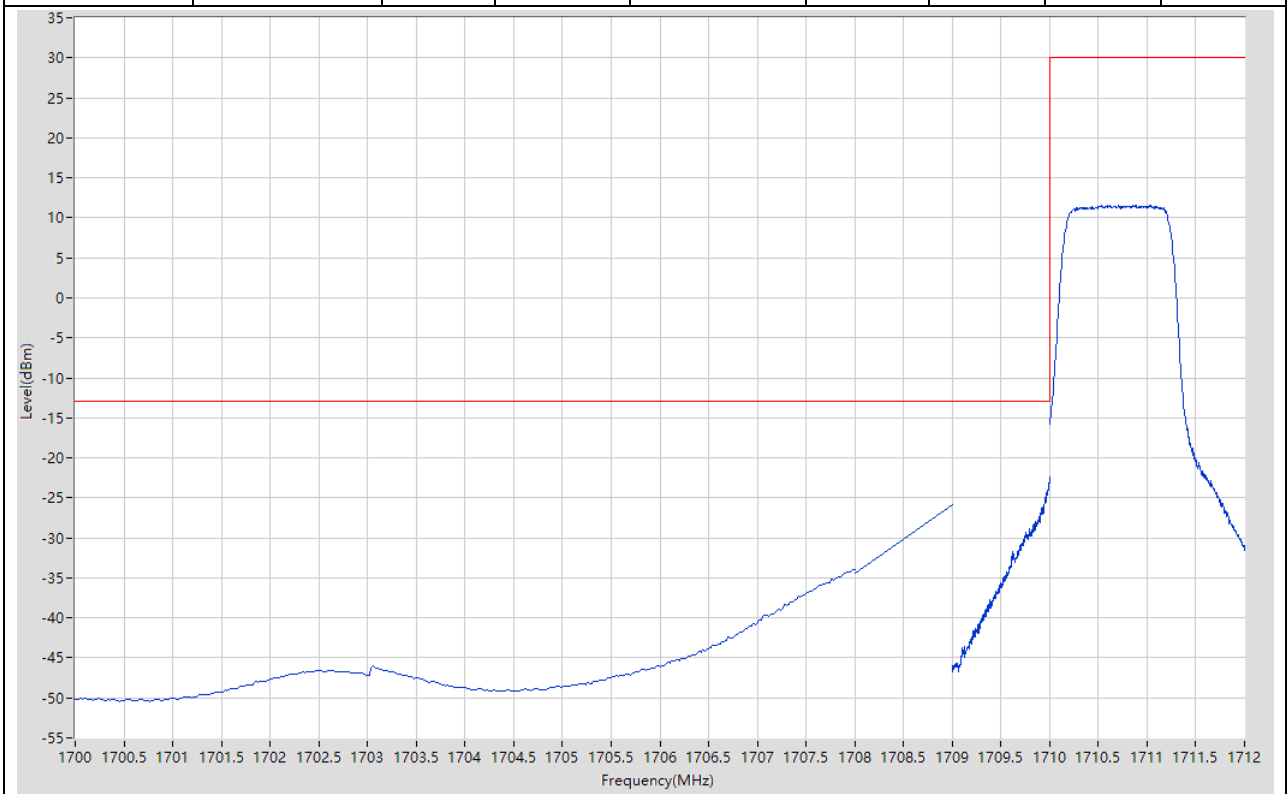
**17.3. LTE Band Edge\_Part22-24-27(NTNV)(Subtest:3, Channel:131979, Bandwidth:1.4, Modulation:Q16, RB Number: 1, RB Position:LOW)**

Start Frequency (MHz)	Stop Frequency (MHz)	RBW (MHz)	Detector	Frequency (MHz)	Power (dBm)	Limit (dBm)	Verdict	Sweep Point
1700	1708	1	RMS	1707.88	-39.72	-13	Pass	401
1708	1709	1	RMS	1709	-31.76	-13	Pass	2
1709	1710	0.02	RMS	1710	-18.4	-13	Pass	401
1710	1712	0.1	RMS	1710.27	20.03	30	Pass	401



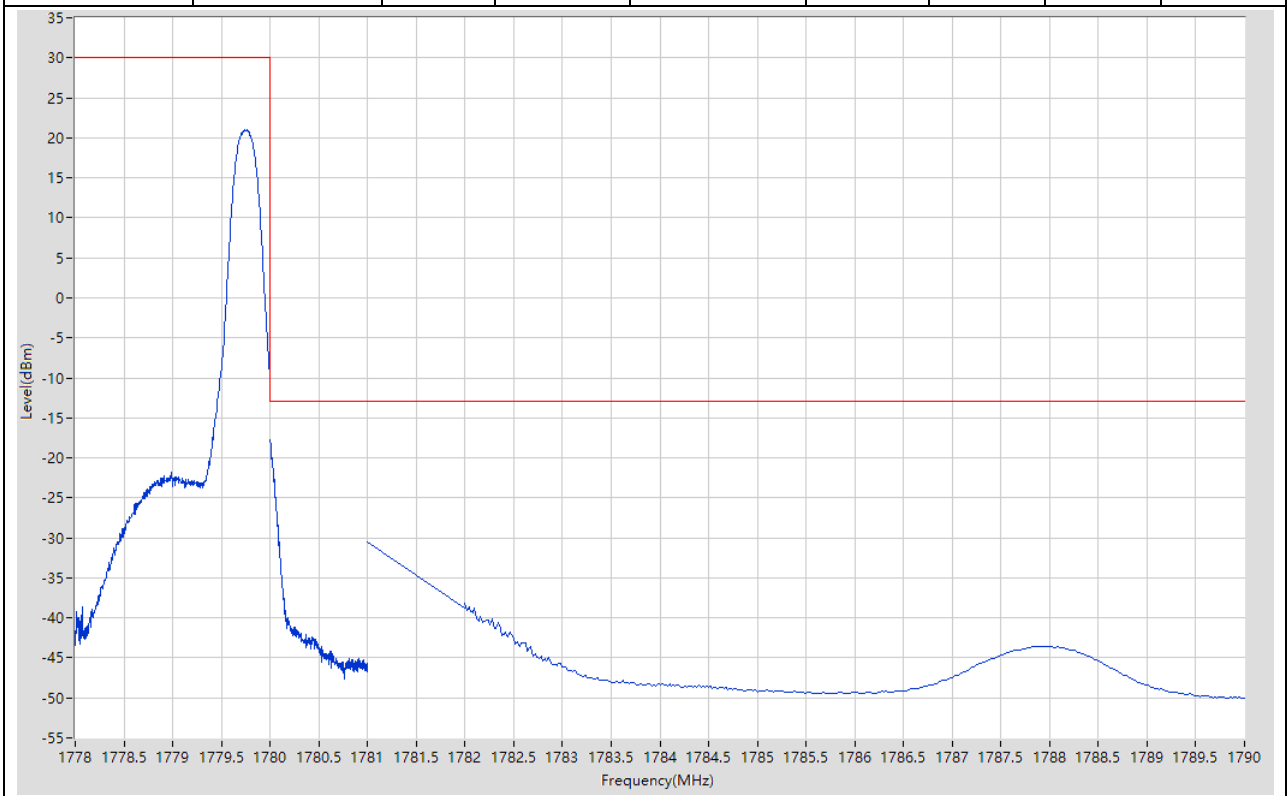
**17.4. LTE Band Edge\_Part22-24-27(NTNV)(Subtest:4, Channel:131979, Bandwidth:1.4, Modulation:Q16, RB Number: 6, RB Position:LOW)**

Start Frequency (MHz)	Stop Frequency (MHz)	RBW (MHz)	Detector	Frequency (MHz)	Power (dBm)	Limit (dBm)	Verdict	Sweep Point
1700	1708	1	RMS	1708	-33.93	-13	Pass	401
1708	1709	1	RMS	1709	-25.89	-13	Pass	2
1709	1710	0.02	RMS	1710	-22.4	-13	Pass	401
1710	1712	0.1	RMS	1710.62	11.57	30	Pass	401



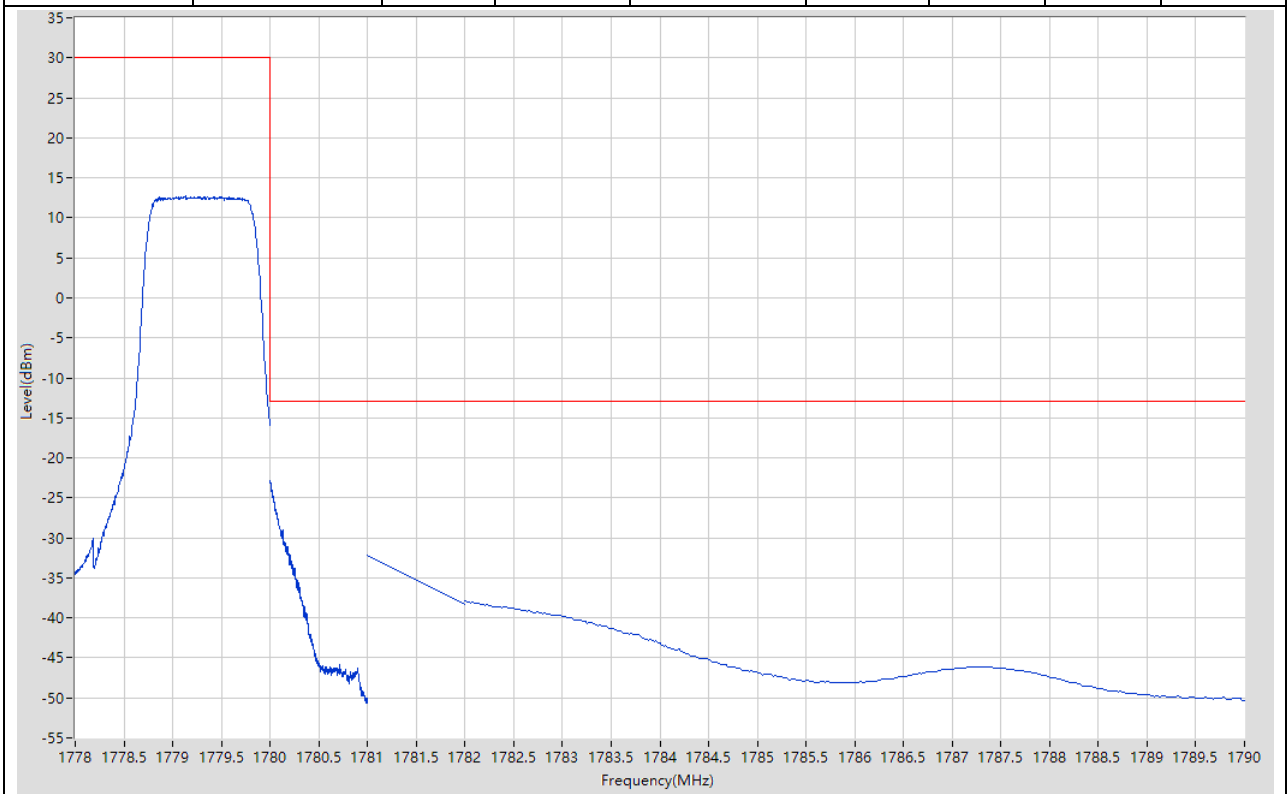
**17.5. LTE Band Edge\_Part22-24-27(NTNV)(Subtest:5, Channel:132665, Bandwidth:1.4, Modulation:QPSK, RB Number: 1, RB Position:HIGH)**

Start Frequency (MHz)	Stop Frequency (MHz)	RBW (MHz)	Detector	Frequency (MHz)	Power (dBm)	Limit (dBm)	Verdict	Sweep Point
1778	1780	0.1	RMS	1779.765	21.02	30	Pass	401
1780	1781	0.02	RMS	1780	-17.78	-13	Pass	401
1781	1782	1	RMS	1781	-30.57	-13	Pass	2
1782	1790	1	RMS	1782	-38.22	-13	Pass	401



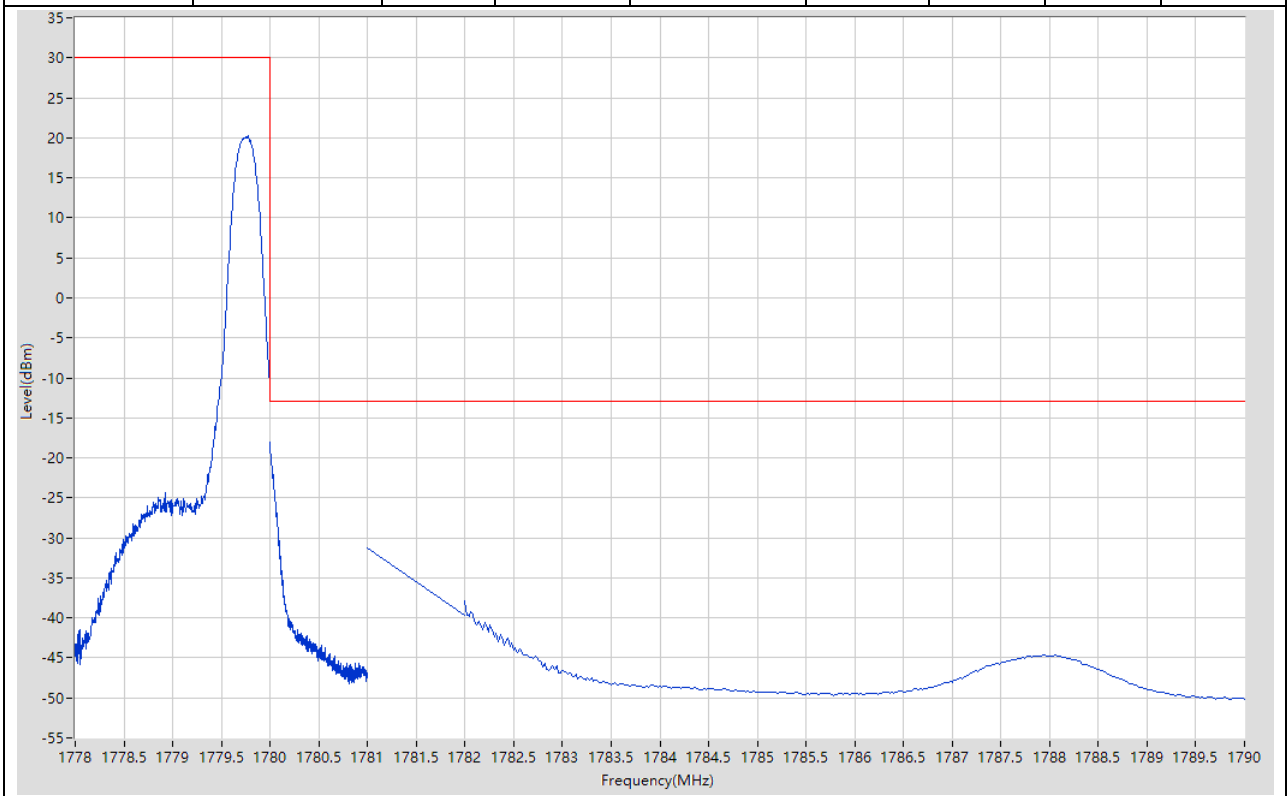
**17.6. LTE Band Edge\_Part22-24-27(NTNV)(Subtest:6, Channel:132665, Bandwidth:1.4, Modulation:QPSK, RB Number: 6, RB Position:HIGH)**

Start Frequency (MHz)	Stop Frequency (MHz)	RBW (MHz)	Detector	Frequency (MHz)	Power (dBm)	Limit (dBm)	Verdict	Sweep Point
1778	1780	0.1	RMS	1779.13	12.69	30	Pass	401
1780	1781	0.02	RMS	1780	-22.89	-13	Pass	401
1781	1782	1	RMS	1781	-32.16	-13	Pass	2
1782	1790	1	RMS	1782	-37.84	-13	Pass	401



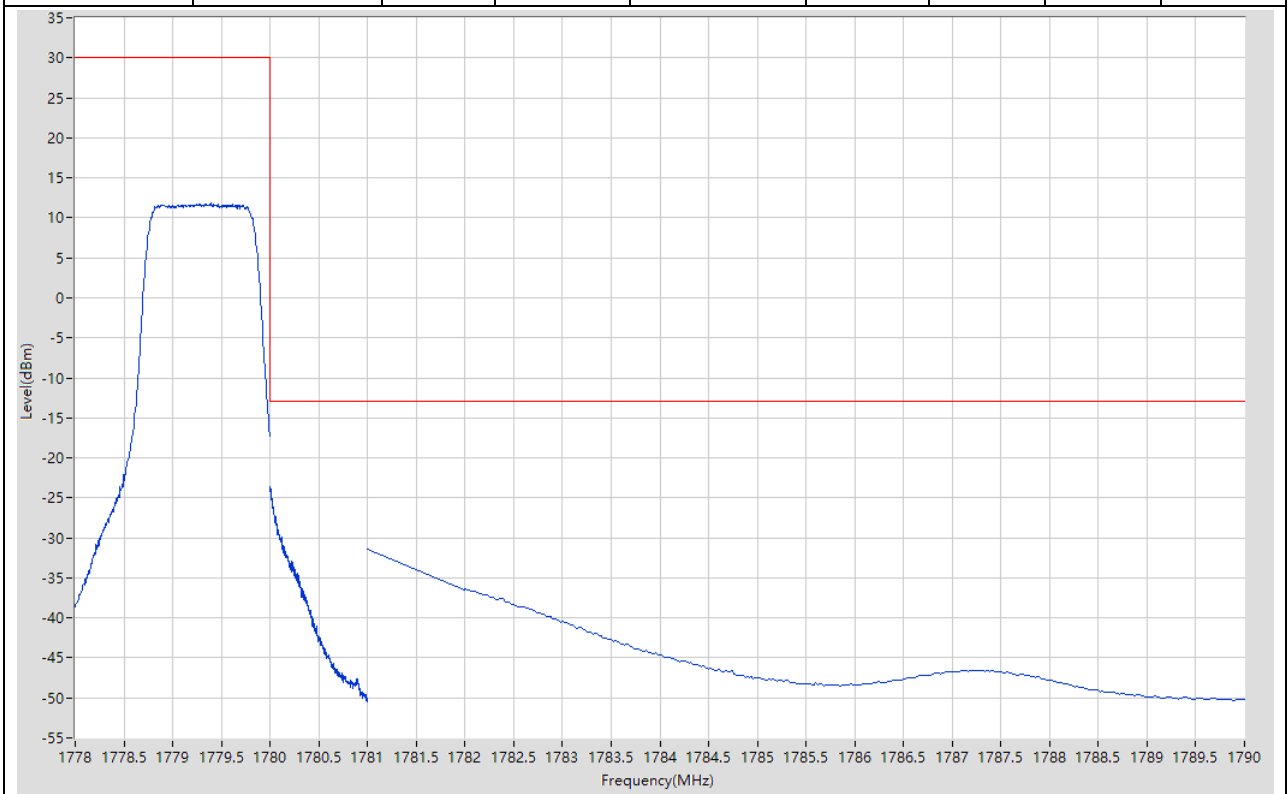
**17.7. LTE Band Edge\_Part22-24-27(NTNV)(Subtest:7, Channel:132665, Bandwidth:1.4, Modulation:Q16, RB Number: 1, RB Position:HIGH)**

Start Frequency (MHz)	Stop Frequency (MHz)	RBW (MHz)	Detector	Frequency (MHz)	Power (dBm)	Limit (dBm)	Verdict	Sweep Point
1778	1780	0.1	RMS	1779.775	20.21	30	Pass	401
1780	1781	0.02	RMS	1780	-18.05	-13	Pass	401
1781	1782	1	RMS	1781	-31.23	-13	Pass	2
1782	1790	1	RMS	1782	-37.86	-13	Pass	401



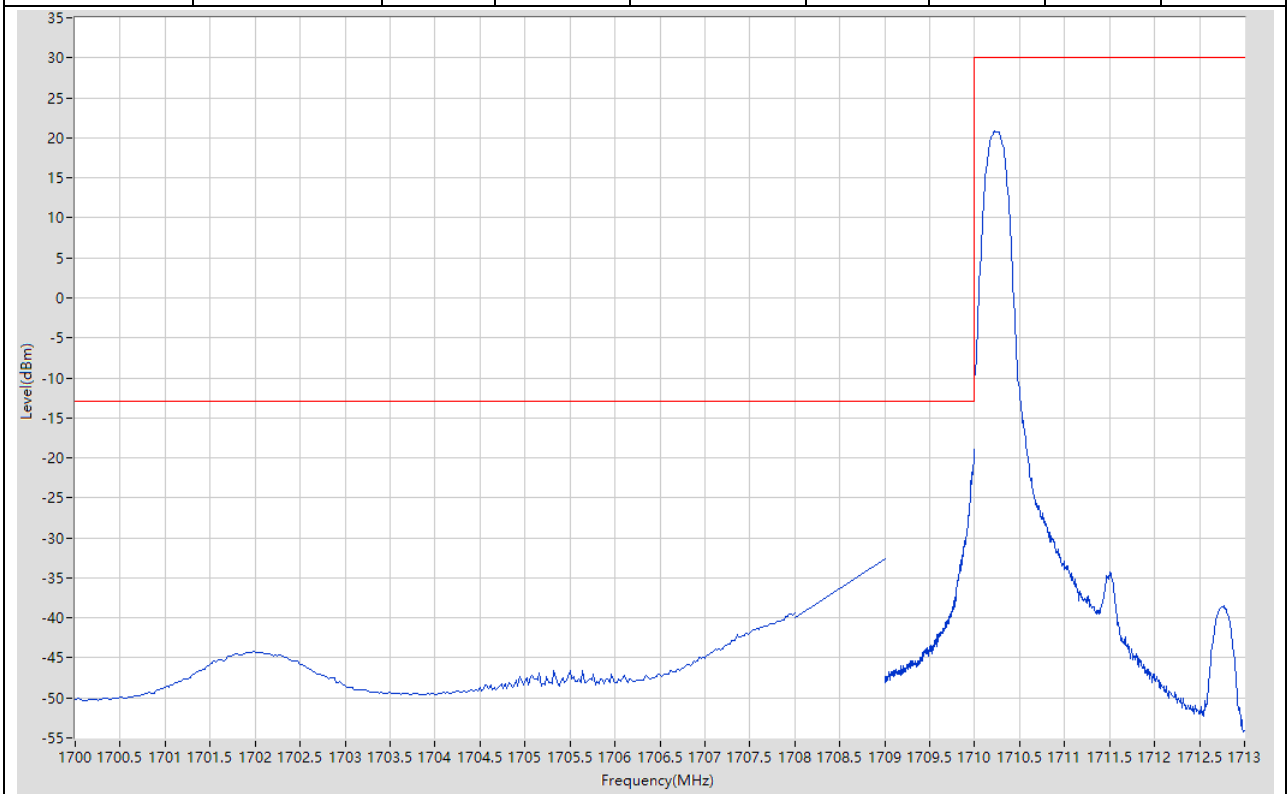
**17.8. LTE Band Edge\_Part22-24-27(NTNV)(Subtest:8, Channel:132665, Bandwidth:1.4, Modulation:Q16, RB Number: 6, RB Position:HIGH)**

Start Frequency (MHz)	Stop Frequency (MHz)	RBW (MHz)	Detector	Frequency (MHz)	Power (dBm)	Limit (dBm)	Verdict	Sweep Point
1778	1780	0.1	RMS	1779.39	11.81	30	Pass	401
1780	1781	0.02	RMS	1780.003	-23.64	-13	Pass	401
1781	1782	1	RMS	1781	-31.43	-13	Pass	2
1782	1790	1	RMS	1782	-36.36	-13	Pass	401



**17.9. LTE Band Edge\_Part22-24-27(NTNV)(Subtest:9, Channel:131987, Bandwidth:3, Modulation:QPSK, RB Number: 1, RB Position:LOW)**

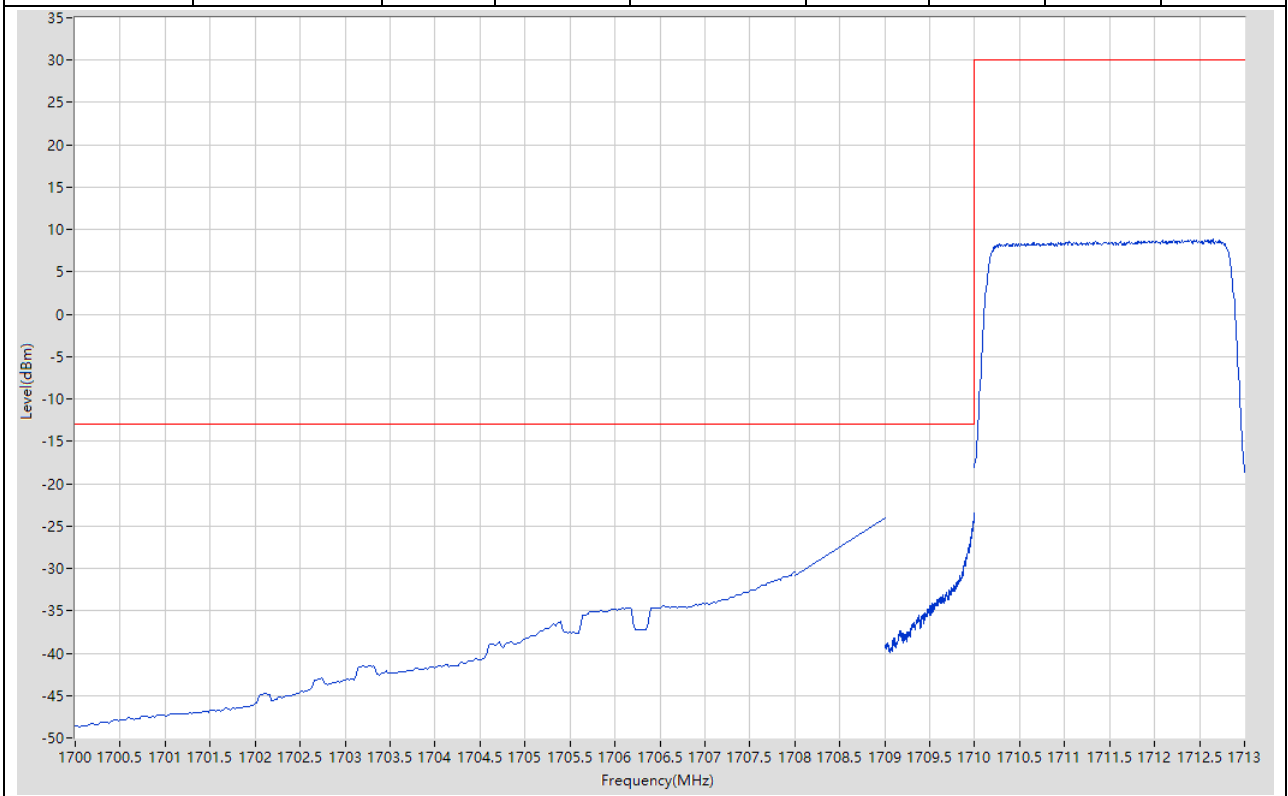
Start Frequency (MHz)	Stop Frequency (MHz)	RBW (MHz)	Detector	Frequency (MHz)	Power (dBm)	Limit (dBm)	Verdict	Sweep Point
1700	1708	1	RMS	1708	-39.41	-13	Pass	401
1708	1709	1	RMS	1709	-32.55	-13	Pass	2
1709	1710	0.03	RMS	1709.998	-19.01	-13	Pass	401
1710	1713	0.1	RMS	1710.218	20.84	30	Pass	401





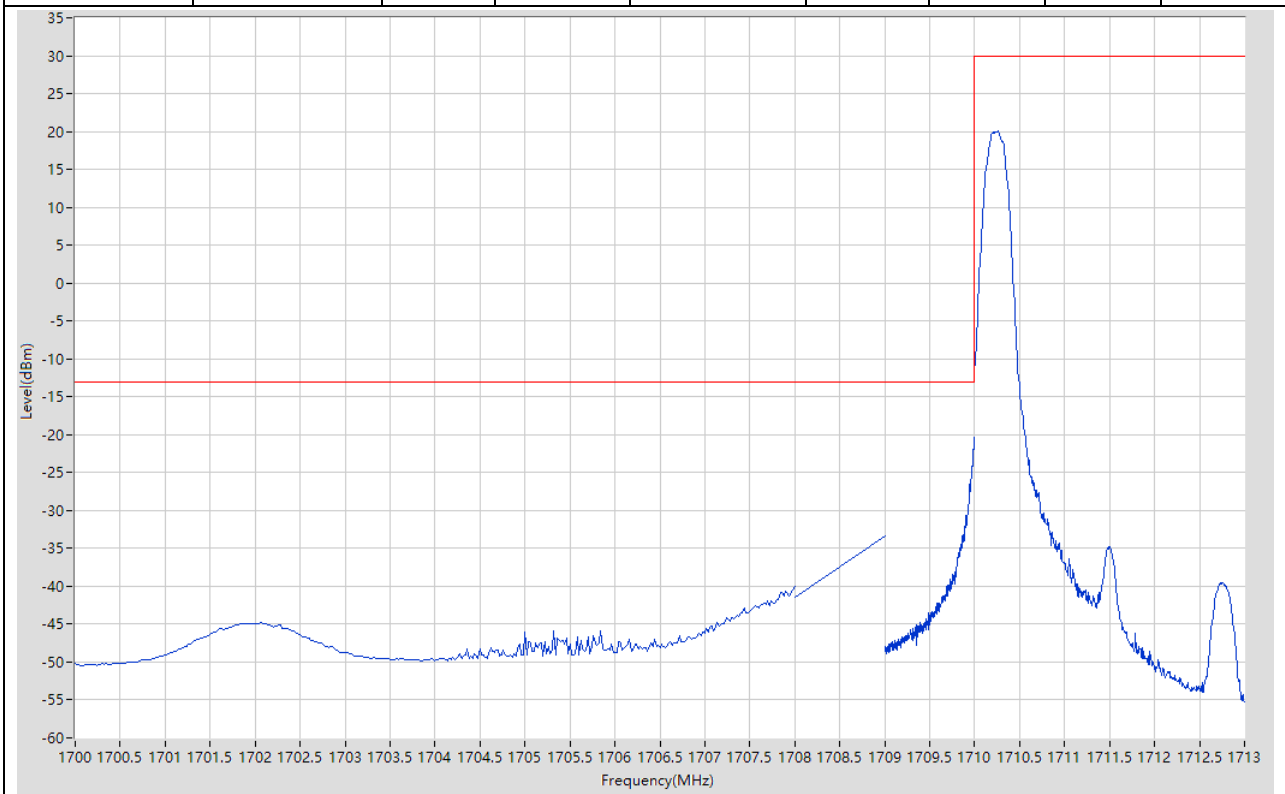
**17.10. LTE Band Edge\_Part22-24-27(NTNV)(Subtest:10, Channel:131987, Bandwidth:3, Modulation:QPSK, RB Number: 15, RB Position:LOW)**

Start Frequency (MHz)	Stop Frequency (MHz)	RBW (MHz)	Detector	Frequency (MHz)	Power (dBm)	Limit (dBm)	Verdict	Sweep Point
1700	1708	1	RMS	1708	-30.41	-13	Pass	401
1708	1709	1	RMS	1709	-23.98	-13	Pass	2
1709	1710	0.03	RMS	1709.998	-23.41	-13	Pass	401
1710	1713	0.1	RMS	1712.655	8.83	30	Pass	401



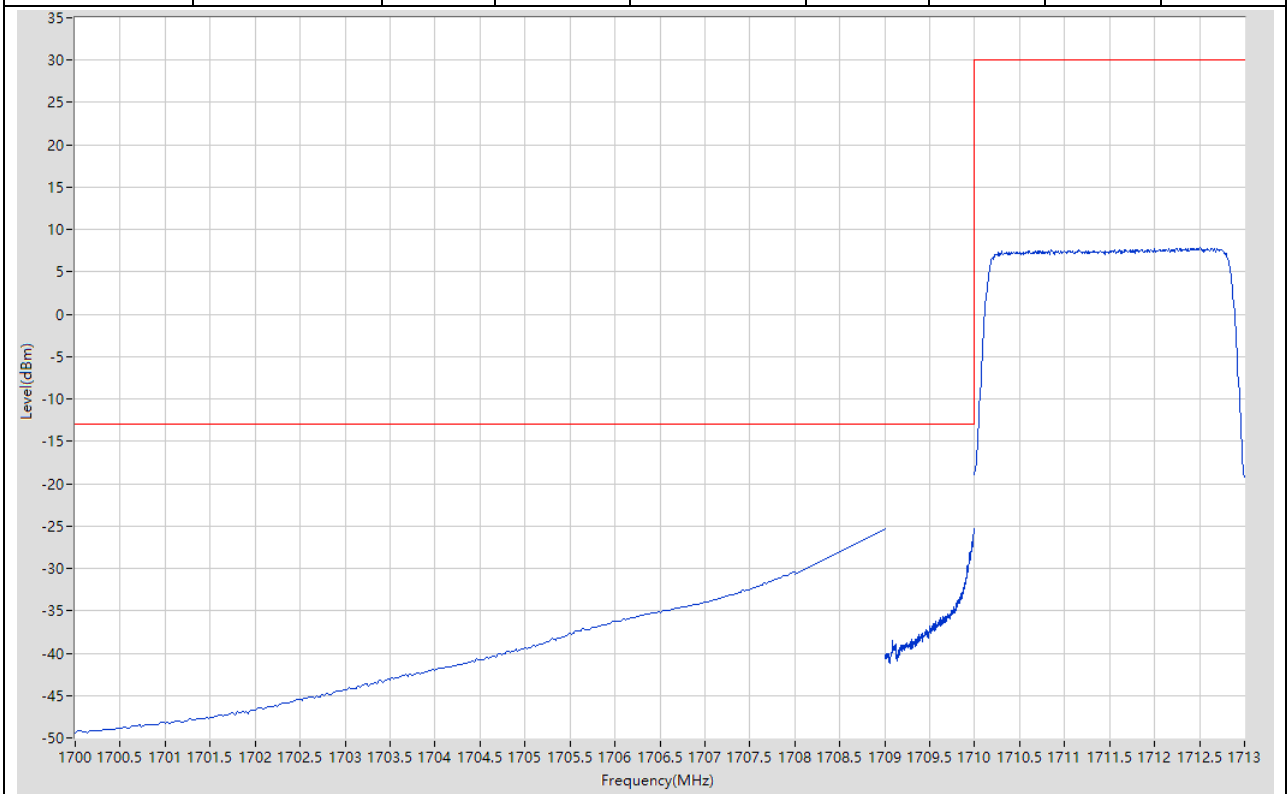
**17.11. LTE Band Edge\_Part22-24-27(NTNV)(Subtest:11, Channel:131987, Bandwidth:3, Modulation:Q16, RB Number: 1, RB Position:LOW)**

Start Frequency (MHz)	Stop Frequency (MHz)	RBW (MHz)	Detector	Frequency (MHz)	Power (dBm)	Limit (dBm)	Verdict	Sweep Point
1700	1708	1	RMS	1708	-40.03	-13	Pass	401
1708	1709	1	RMS	1709	-33.31	-13	Pass	2
1709	1710	0.03	RMS	1710	-20.38	-13	Pass	401
1710	1713	0.1	RMS	1710.255	20.09	30	Pass	401



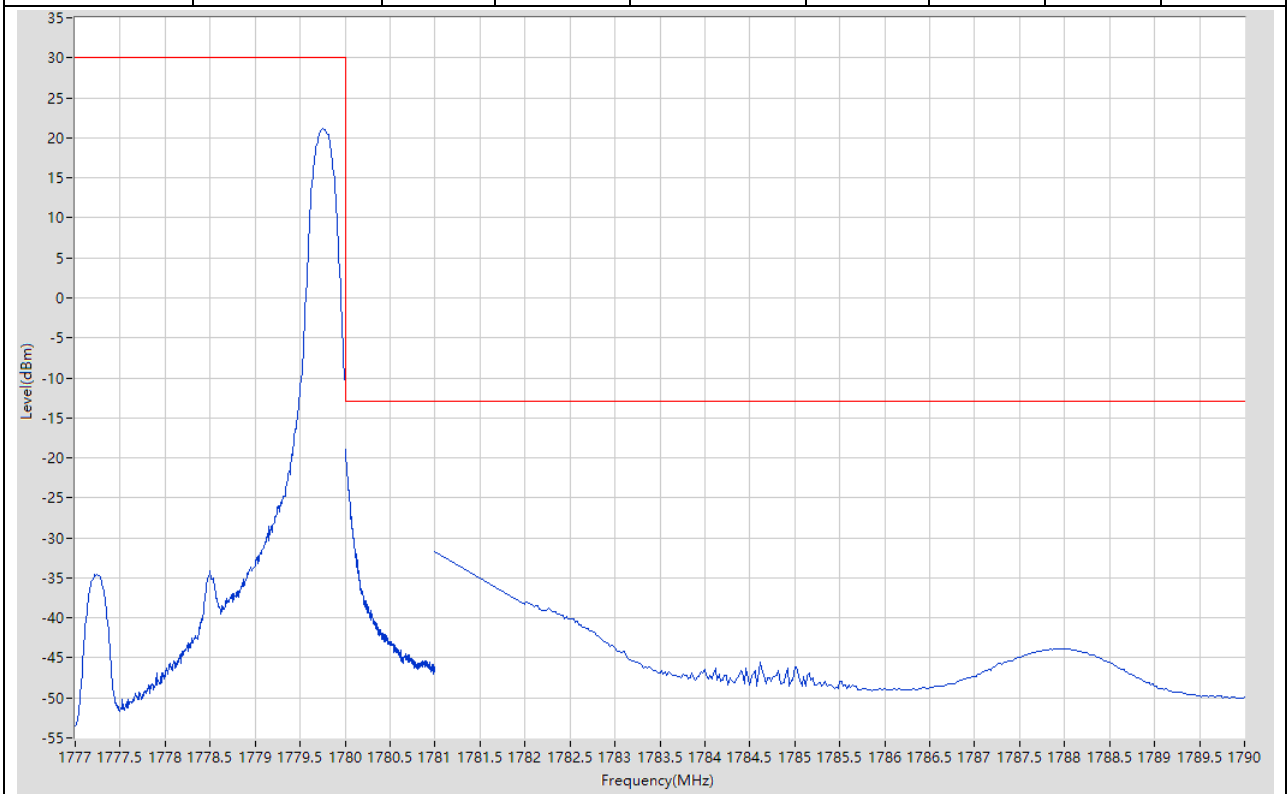
**17.12. LTE Band Edge\_Part22-24-27(NTNV)(Subtest:12, Channel:131987, Bandwidth:3, Modulation:Q16, RB Number: 15, RB Position:LOW)**

Start Frequency (MHz)	Stop Frequency (MHz)	RBW (MHz)	Detector	Frequency (MHz)	Power (dBm)	Limit (dBm)	Verdict	Sweep Point
1700	1708	1	RMS	1708	-30.38	-13	Pass	401
1708	1709	1	RMS	1709	-25.25	-13	Pass	2
1709	1710	0.03	RMS	1709.993	-25.29	-13	Pass	401
1710	1713	0.1	RMS	1712.505	7.83	30	Pass	401



**17.13. LTE Band Edge\_Part22-24-27(NTNV)(Subtest:13, Channel:132657, Bandwidth:3, Modulation:QPSK, RB Number: 1, RB Position:HIGH)**

Start Frequency (MHz)	Stop Frequency (MHz)	RBW (MHz)	Detector	Frequency (MHz)	Power (dBm)	Limit (dBm)	Verdict	Sweep Point
1777	1780	0.1	RMS	1779.753	21.13	30	Pass	401
1780	1781	0.03	RMS	1780	-18.97	-13	Pass	401
1781	1782	1	RMS	1781	-31.68	-13	Pass	2
1782	1790	1	RMS	1782.02	-37.99	-13	Pass	401



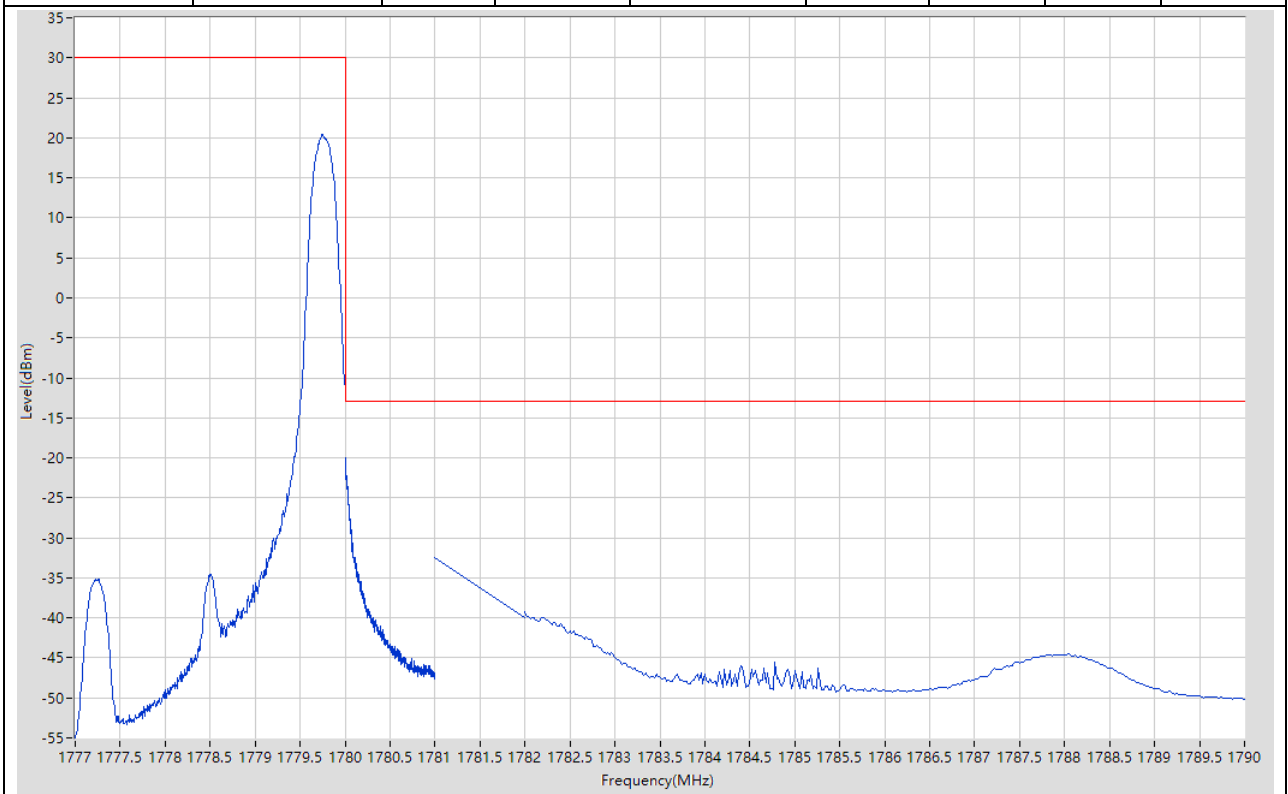
**17.14. LTE Band Edge\_Part22-24-27(NTNV)(Subtest:14, Channel:132657, Bandwidth:3, Modulation:QPSK, RB Number: 15, RB Position:HIGH)**

Start Frequency (MHz)	Stop Frequency (MHz)	RBW (MHz)	Detector	Frequency (MHz)	Power (dBm)	Limit (dBm)	Verdict	Sweep Point
1777	1780	0.1	RMS	1777.563	8.88	30	Pass	401
1780	1781	0.03	RMS	1780	-24.52	-13	Pass	401
1781	1782	1	RMS	1781	-25.67	-13	Pass	2
1782	1790	1	RMS	1782	-34.08	-13	Pass	401



**17.15. LTE Band Edge\_Part22-24-27(NTNV)(Subtest:15, Channel:132657, Bandwidth:3, Modulation:Q16, RB Number: 1, RB Position:HIGH)**

Start Frequency (MHz)	Stop Frequency (MHz)	RBW (MHz)	Detector	Frequency (MHz)	Power (dBm)	Limit (dBm)	Verdict	Sweep Point
1777	1780	0.1	RMS	1779.753	20.4	30	Pass	401
1780	1781	0.03	RMS	1780.003	-19.99	-13	Pass	401
1781	1782	1	RMS	1781	-32.51	-13	Pass	2
1782	1790	1	RMS	1782	-39.25	-13	Pass	401



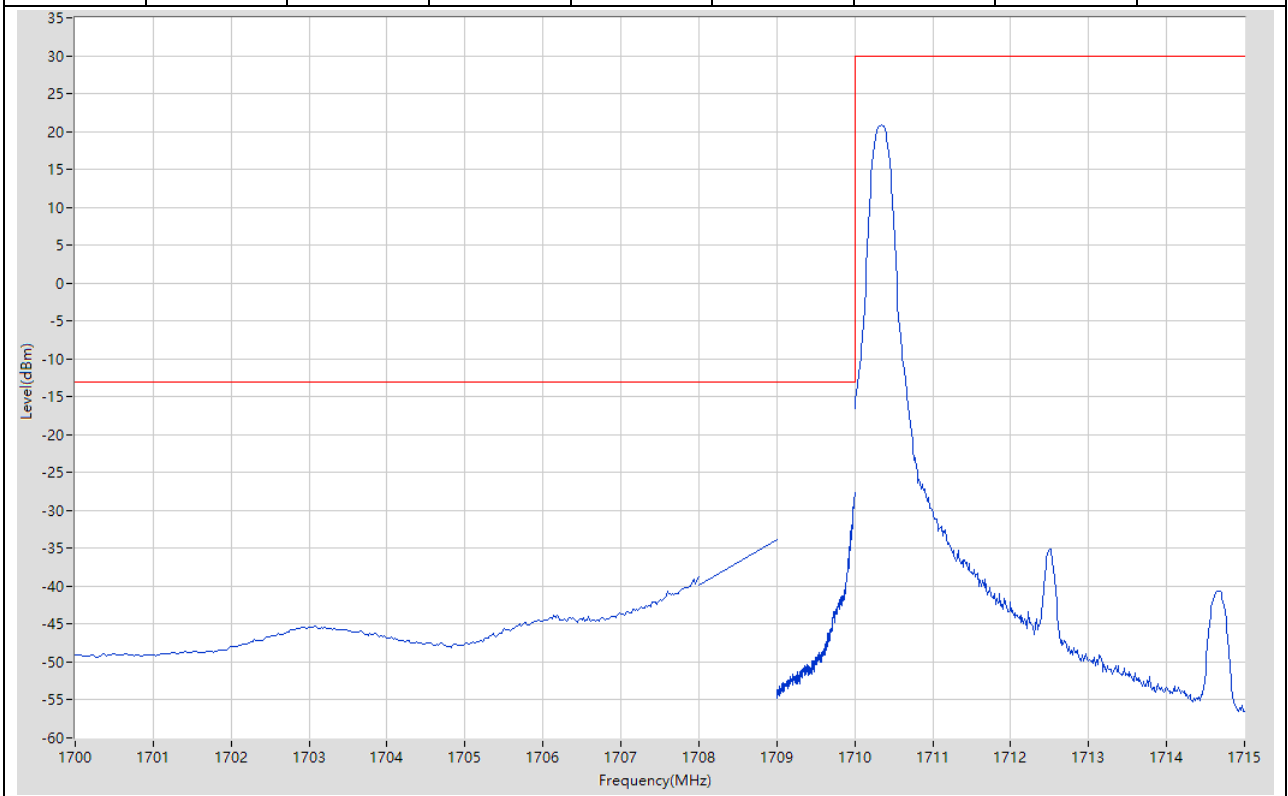
**17.16. LTE Band Edge\_Part22-24-27(NTNV)(Subtest:16, Channel:132657, Bandwidth:3, Modulation:Q16, RB Number: 15, RB Position:HIGH)**

Start Frequency (MHz)	Stop Frequency (MHz)	RBW (MHz)	Detector	Frequency (MHz)	Power (dBm)	Limit (dBm)	Verdict	Sweep Point
1777	1780	0.1	RMS	1777.593	7.89	30	Pass	401
1780	1781	0.03	RMS	1780	-25.14	-13	Pass	401
1781	1782	1	RMS	1781	-26.88	-13	Pass	2
1782	1790	1	RMS	1782	-33.92	-13	Pass	401



**17.17. LTE Band Edge\_Part22-24-27(NTNV)(Subtest:17, Channel:131997, Bandwidth:5, Modulation:QPSK, RB Number: 1, RB Position:LOW)**

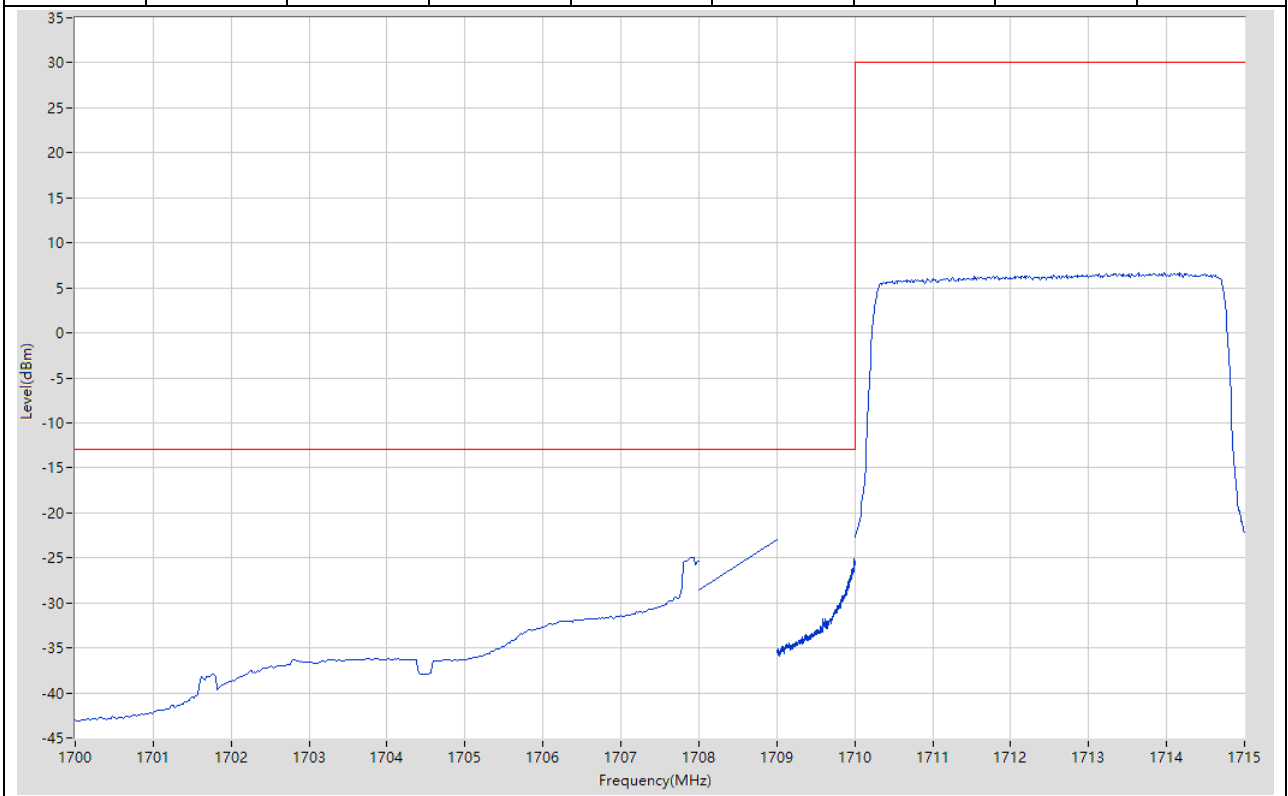
Start Frequency (MHz)	Stop Frequency (MHz)	RBW (MHz)	Detector	Frequency (MHz)	Power (dBm)	Limit (dBm)	Verdict	Sweep Point
1700	1708	1	RMS	1708	-38.76	-13	Pass	401
1708	1709	1	RMS	1709	-33.85	-13	Pass	2
1709	1710	0.01	RMS	1710	-27.64	-13	Pass	401
1710	1715	0.1	RMS	1710.338	20.93	30	Pass	401





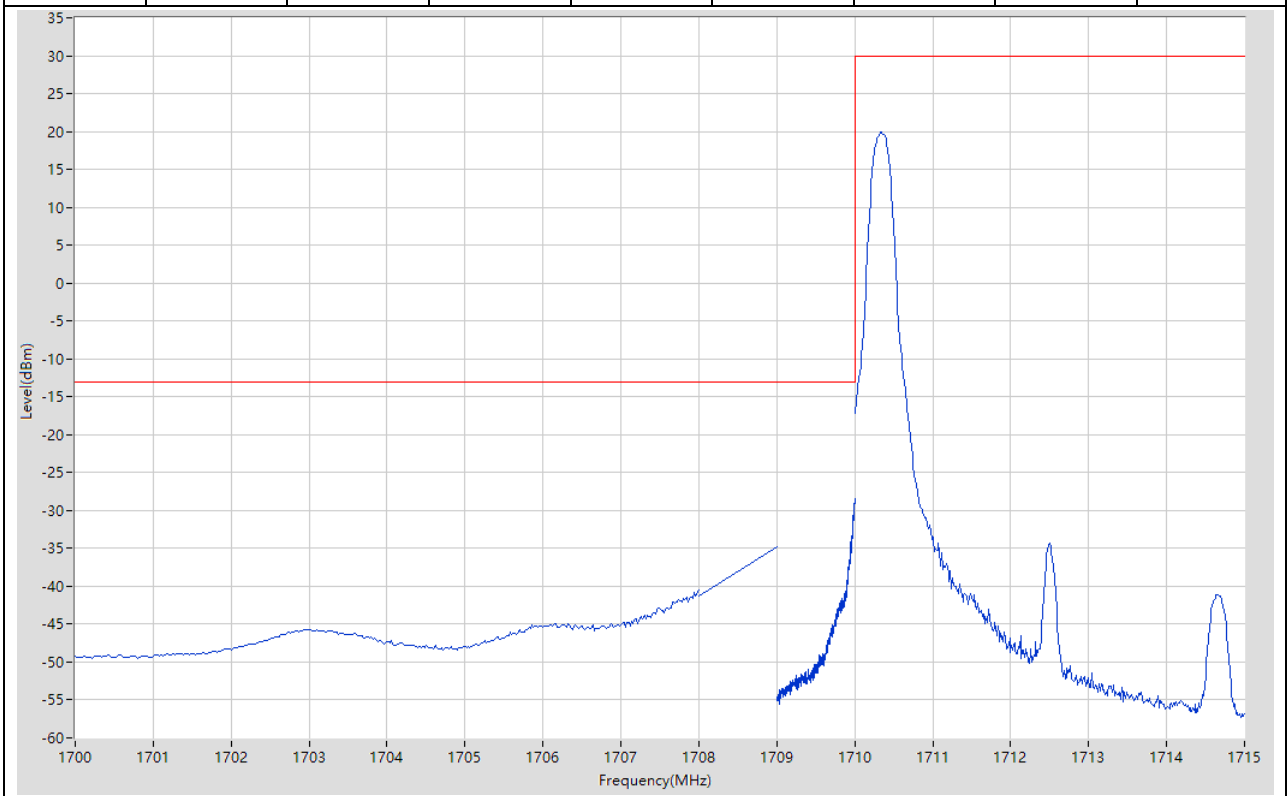
**17.18. LTE Band Edge\_Part22-24-27(NTNV)(Subtest:18, Channel:131997, Bandwidth:5, Modulation:QPSK, RB Number: 25, RB Position:LOW)**

Start Frequency (MHz)	Stop Frequency (MHz)	RBW (MHz)	Detector	Frequency (MHz)	Power (dBm)	Limit (dBm)	Verdict	Sweep Point
1700	1708	1	RMS	1707.92	-24.93	-13	Pass	401
1708	1709	1	RMS	1709	-22.95	-13	Pass	2
1709	1710	0.051	RMS	1709.995	-25.1	-13	Pass	401
1710	1715	0.1	RMS	1714.175	6.64	30	Pass	401



**17.19. LTE Band Edge\_Part22-24-27(NTNV)(Subtest:19, Channel:131997, Bandwidth:5, Modulation:Q16, RB Number: 1, RB Position:LOW)**

Start Frequency (MHz)	Stop Frequency (MHz)	RBW (MHz)	Detector	Frequency (MHz)	Power (dBm)	Limit (dBm)	Verdict	Sweep Point
1700	1708	1	RMS	1708	-40.46	-13	Pass	401
1708	1709	1	RMS	1709	-34.73	-13	Pass	2
1709	1710	0.01	RMS	1709.998	-28.52	-13	Pass	401
1710	1715	0.1	RMS	1710.338	19.98	30	Pass	401



**17.20. LTE Band Edge\_Part22-24-27(NTNV)(Subtest:20, Channel:131997, Bandwidth:5, Modulation:Q16, RB Number: 25, RB Position:LOW)**

Start Frequency (MHz)	Stop Frequency (MHz)	RBW (MHz)	Detector	Frequency (MHz)	Power (dBm)	Limit (dBm)	Verdict	Sweep Point
1700	1708	1	RMS	1708	-27.24	-13	Pass	401
1708	1709	1	RMS	1709	-23.33	-13	Pass	2
1709	1710	0.051	RMS	1709.998	-26.5	-13	Pass	401
1710	1715	0.1	RMS	1713.4	5.75	30	Pass	401

