



# TEST REPORT

**APPLICANT** : Realme Chongqing Mobile  
Telecommunications Corp., Ltd.

**PRODUCT NAME** : Mobile Phone

**MODEL NAME** : RMX3830

**BRAND NAME** : realme

**FCC ID** : 2AUYFRMX3830

**STANDARD(S)** : 47 CFR Part 22 Subpart H  
47 CFR Part 24 Subpart E  
47 CFR Part 27 Subpart L

**RECEIPT DATE** : 2023-04-06

**TEST DATE** : 2023-04-10 to 2023-05-25

**ISSUE DATE** : 2023-05-31

Edited by: Zeng Xiaoying  
Zeng Xiaoying (Rapporteur)

Approved by: Shen Junsheng  
Shen Junsheng (Supervisor)

**NOTE:** This document is issued by Shenzhen Morlab Communications Technology Co., Ltd., the test report shall not be reproduced except in full without prior written permission of the company. The test results apply only to the particular sample(s) tested and to the specific tests carried out which is available on request for validation and information confirmed at our website.





# DIRECTORY

- 1. Technical Information ..... 3**
- 1.1. Applicant and Manufacturer Information ..... 3**
- 1.2. Equipment Under Test (EUT) Description ..... 3**
- 1.3. Maximum E.R.P./E.I.R.P. and Emission Designator ..... 6**
- 1.4. Test Standards and Results ..... 7**
- 1.5. Environmental Conditions ..... 8**
- 2. 47 CFR Part 2, Part 22H , 24E&27L Requirements ..... 9**
- 2.1. Conducted RF Output Power ..... 9**
- 2.2. Peak to Average Ratio ..... 13**
- 2.3. Occupied Bandwidth ..... 19**
- 2.4. Frequency Stability ..... 28**
- 2.5. Conducted Out of Band Emissions ..... 33**
- 2.6. Band Edge ..... 41**
- 2.7. Determining E.R.P. and/or E.I.R.P. from conducted RF output power measurements ..... 45**
- 2.8. Radiated Out of Band Emissions ..... 54**
- Annex A Test Uncertainty ..... 99**
- Annex B Testing Laboratory Information ..... 100**

Change History		
Version	Date	Reason for change
1.0	2023-05-31	First edition





# 1. Technical Information

**Note:** Provide by applicant.

## 1.1. Applicant and Manufacturer Information

<b>Applicant:</b>	Realme Chongqing Mobile Telecommunications Corp., Ltd.
<b>Applicant Address:</b>	No.178 Yulong Avenue, Yufengshan, Yubei District, Chongqing, China
<b>Manufacturer:</b>	Realme Chongqing Mobile Telecommunications Corp., Ltd.
<b>Manufacturer Address:</b>	No.178 Yulong Avenue, Yufengshan, Yubei District, Chongqing, China

## 1.2. Equipment Under Test (EUT) Description

<b>Product Name:</b>	Mobile Phone	
<b>Sample No.:</b>	13#	
<b>Hardware Version:</b>	11	
<b>Software Version:</b>	T Edition	
<b>Modulation Type:</b>	GSM/GPRS Mode with GMSK Modulation EDGE Mode with 8PSK Modulation WCDMA Mode with QPSK Modulation HSDPA/DC-HSPDA Mode with QPSK Modulation HSUPA Mode with QPSK Modulation HSPA+ Mode with 16QAM Modulation	
<b>Operating Frequency Range:</b>	GSM 850MHz	Tx: 824MHz-849MHz
		Rx: 869MHz-894MHz
	GSM 1900MHz	Tx: 1850MHz-1910MHz
		Rx: 1930MHz-1990MHz
	WCDMA Band V	Tx: 824MHz-849MHz
		Rx: 869MHz-894MHz
WCDMA Band IV	Tx: 1710MHz-1755MHz	
	Rx: 2110MHz-2155MHz	
WCDMA Band II	Tx: 1850MHz-1910MHz	
	Rx: 1930MHz-1990MHz	
<b>Antenna Type:</b>	PIFA Antenna	
<b>Antenna Gain:</b>	Top Antenna	





	GSM 850:	-1.5dBi
	GSM1900:	-1.2dBi
	WCDMA Band V:	-1.5dBi
	WCDMA Band IV:	-2.2dBi
	WCDMA Band II:	-1.2dBi
	Bottom Antenna	
	GSM 850:	-1.3dBi
	GSM1900:	2.0dBi
	WCDMA Band V:	-1.3dBi
	WCDMA Band IV:	0.2dBi
	WCDMA Band II:	2.0dBi
<b>Accessory Information:</b>	Battery 1	
	Brand Name:	SUPERVOOC
	Model No.:	BLP923
	Serial No.:	N/A
	Capacity:	Typical: 5000mAh, Rated: 4880mAh
	Rated Voltage:	3.87V
	Charge Limit:	4.45V
	Manufacturer:	Dongguan NVT Technology Co., Ltd.
	Battery 2	
	Brand Name:	SUPERVOOC
	Model No.:	BLP923
	Serial No.:	N/A
	Capacity:	Typical: 5000mAh, Rated: 4880mAh
	Rated Voltage:	3.87V
	Charge Limit:	4.45V
	Manufacturer:	Chongqing CosMX Battery Co., Ltd.
	AC Adapter 1	
	Brand Name:	SUPERVOOC
	Model No.:	VCB3HDUH
	Serial No.:	N/A
Rated Output:	5V=2A or 5-11V=3A Max	
Rated Input:	100-240V~50/60Hz, 1.2A	
Manufacturer:	Dongguan YOHO Electronic Technology Co., Ltd.	



<b>Accessory Information:</b>	AC Adapter 2	
	Brand Name:	SUPERVOOC
	Model No.:	VCB3HDUH
	Serial No.:	N/A
	Rated Output:	5V=2A or 5-11V=3A Max
	Rated Input:	100-240V~50/60Hz, 1.2A
	Manufacturer:	SHENZHEN HUNTKEY ELECTRIC CO., LTD.
	AC Adapter 3	
	Brand Name:	SUPERVOOC
	Model No.:	VCB3HDUH
	Serial No.:	N/A
	Rated Output:	5V=2A or 5-11V=3A Max
	Rated Input:	100-240V~50/60Hz, 1.2A
	Manufacturer:	Huizhou Golden Lake Industrial Co., Ltd.
	Factory:	Huizhou Golden Lake Industrial Co., Ltd.
	AC Adapter 4	
	Brand Name:	SUPERVOOC
	Model No.:	VCB3HDUH
	Serial No.:	N/A
	Rated Output:	5V=2A or 5-11V=3A Max
	Rated Input:	100-240V~50/60Hz, 1.2A
Manufacturer:	Huizhou Golden Lake Industrial Co., Ltd.	
Factory:	DAZHOU TENPAO JINHU ELECTRONICS CO., LTD	
USB Cable		
Model No.:	DL143	
Earphone		
Model No.:	MH156	

**Note 1:** SIM 1 and SIM 2 is a chipset unit and tested as a single chipset. The SIM 1 is chosen for test.

**Note 2:** The transmitter (Tx) frequency arrangement of the Cellular 850MHz band used by the EUT can be represented with the formula  $F(n)=824.2+0.2*(n-128)$ ,  $128 \leq n \leq 251$ ; the lowest, middle, highest channel numbers (ARFCHs) used and tested in this report are separately 128 (824.2MHz), 189 (836.4MHz) and 251 (848.8MHz).

**Note 3:** The transmitter (Tx) frequency arrangement of the PCS 1900MHz band used by the EUT can be represented with the formula  $F(n)=1850.2+0.2*(n-512)$ ,  $512 \leq n \leq 810$ ; the lowest, middle





and highest channel numbers (ARFCHs) used and tested in this report are separately 512 (1850.2MHz), 661 (1880.0MHz) and 810 (1909.8MHz).

**Note 4:** The transmitter (Tx) frequency arrangement of the WCDMA Band V used by the EUT can be represented with the formula  $F(n)=826.4+0.2*(n-4132)$ ,  $4132 \leq n \leq 4233$ ; the lowest, middle and highest channel numbers (ARFCHs) used and tested in this report are separately 4132 (826.4MHz), 4182(836.4MHz) and 4233 (846.6MHz).

**Note 5:** The transmitter (Tx) frequency arrangement of the WCDMA IV band used by the EUT can be represented with the formula  $F(n)=1712.4+0.2*(n-1312)$ ,  $1312 \leq n \leq 1513$ ; the lowest, middle and highest channel numbers (ARFCHs) used and tested in this report are separately 1312 (1712.4MHz), 1413 (1732.6MHz) and 1513 (1752.6MHz).

**Note 6:** The transmitter (Tx) frequency arrangement of the WCDMA Band II used by the EUT can be represented with the formula  $F(n)=1852.4+0.2*(n-9262)$ ,  $9262 \leq n \leq 9538$ ; the lowest, middle and highest channel numbers (ARFCHs) used and tested in this report are separately 9262 (1852.4MHz), 9400 (1880MHz) and 9538 (1907.6MHz).

**Note 7:** All test modes and data rates were considered and evaluated respectively by performing full test. Test modes are chosen to be reported as the worst case below:

GSM mode and EDGE mode for GSM 850;

GSM mode and EDGE mode for GSM 1900;

WCDMA mode for WCDMA band V;

WCDMA mode for WCDMA band IV;

WCDMA mode for WCDMA band II;

**Note 8:** For a more detailed description, please refer to Specification or User's Manual supplied by the applicant and/or manufacturer.

### 1.3. Maximum E.R.P./E.I.R.P. and Emission Designator

Test Mode	Maximum E.R.P./E.I.R.P. (W)		Emission Designator
	Bottom Antenna	Top Antenna	
GSM850(GSM)	0.769	0.735	248KGXW
GSM850(EDGE)	0.170	0.162	247KG7W
GSM1900(GSM)	1.380	0.661	246KGXW
GSM1900(EDGE)	0.615	0.294	253KG7W
WCDMA Band V	0.085	0.081	4M15F9W
WCDMA Band IV	0.186	0.107	4M16F9W
WCDMA Band II	0.283	0.136	4M17F9W





## 1.4. Test Standards and Results

The objective of the report is to perform testing according to 47 CFR Part 2, Part 22, Part 24 and Part 27 for the EUT FCC ID Certification:

No.	Identity	Document Title
1	47 CFR Part 2 (10-1-12 Edition)	Frequency Allocations and Radio Treaty Matters; General Rules and Regulations
2	47 CFR Part 22 (10-1-12 Edition)	Public Mobile Services
3	47 CFR Part 24 (10-1-12 Edition)	Personal Communications Services
4	47 CFR Part 27 (10-1-12 Edition)	Miscellaneous Wireless Communications Services

Test detailed items/section required by FCC rules and results are as below:

No.	Section	Description	Test Date	Test Engineer	Result	Method determination/ Remark
1	2.1046	Conducted RF Output Power	May 22, 2023	Zheng Jianhua	PASS	No deviation
2	24.232(d)	Peak -Average Ratio	Apr. 17, 2023	Li Huaijie	PASS	No deviation
3	2.1049	Occupied Bandwidth	Apr. 17, 2023	Li Huaijie	PASS	No deviation
4	2.1055, 22.355, 24.235, 27.54	Frequency Stability	Apr. 17, 2023	Li Huaijie	PASS	No deviation
5	2.1051, 22.917(a), 24.238(a), 27.53(h)	Conducted Out of Band Emissions	Apr. 17, 2023	Li Huaijie	PASS	No deviation
6	2.1051, 22.917(a), 24.238(a), 27.53(h)	Band Edge	Apr. 17, 2023	Li Huaijie	PASS	No deviation
7	22.913(a), 24.232(c) 27.50(d)	Transmitter Radiated Power (E.I.P.R./E.R.P.)	May 25, 2023	Li Huaijie	PASS	No deviation





8	2.1051, 22.917(a), 24.238(a), 27.53(h)	Radiated Out of Band Emissions	Apr. 10&11, 2023	Su Zhan	PASS	No deviation
---	---	-----------------------------------	---------------------	---------	------	--------------

**Note 1:** The tests were performed according to the method of measurements prescribed in KDB971168 D01 v03r01 and ANSI/TIA-603-E-2016.

**Note 2:** The path loss during the RF test is calibrated to correct the results by the offset setting in the test equipments. The ref offset 24.5dB contains two parts that cable loss 14.5dB and Attenuator 10dB.

**Note 3:** Additions to, deviation, or exclusions from the method shall be judged in the "method determination" column of add, deviate or exclude from the specific method shall be explained in the "Remark" of the above table.

**Note 4:** When the test result is a critical value, we will use the measurement uncertainty give the judgment result based on the 95% confidence intervals.

## 1.5. Environmental Conditions

During the measurement, the environmental conditions were within the listed ranges:

Temperature (°C):	15-35
Relative Humidity (%):	30-60
Atmospheric Pressure (kPa):	86-106





## 2.47 CFR Part 2, Part 22H , 24E&27L Requirements

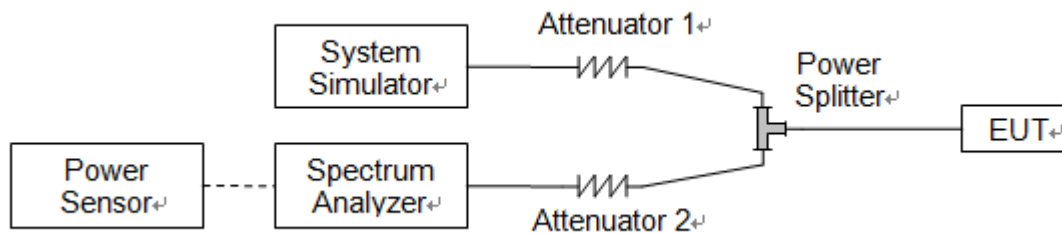
### 2.1. Conducted RF Output Power

#### 2.1.1. Requirement

According to FCC section 2.1046(a), for transmitters other than single sideband, independent sideband and controlled carrier radiotelephone, power output shall be measured at the RF output terminals when the transmitter is adjusted in accordance with the tune-up procedure to give the values of current and voltage on the circuit elements specified in FCC section 2.1033(c)(8).

#### 2.1.2. Test Description

Test Setup:



The EUT is coupled to the Spectrum Analyzer (SA) and the System Simulator (SS) with Attenuators through the Power Splitter; the RF load attached to the EUT antenna terminal is 50Ohm; the path loss as the factor is calibrated to correct the reading. The EUT is commanded by the SS to operate at the maximum output power i.e. Power Control Level (PCL) = 5 and Power Class = 4. A call is established between the EUT and the SS.



**2.1.3. Test Results**

<b>GSM850</b>	<b>Average Power (dBm)</b>		
<b>TX Channel</b>	<b>128</b>	<b>189</b>	<b>251</b>
<b>Frequency (MHz)</b>	<b>824.2</b>	<b>836.4</b>	<b>848.8</b>
GSM 1 Tx slot	32.30	32.31	32.27
GPRS 1 Tx slot	32.27	32.28	32.24
GPRS 2 Tx slots	30.19	30.25	30.20
GPRS 3 Tx slots	28.44	28.47	28.41
GPRS 4 Tx slots	26.40	26.48	26.45
EDGE 1 Tx slot	25.71	25.75	25.66
EDGE 2 Tx slots	24.22	24.23	24.18
EDGE 3 Tx slots	21.69	21.71	21.65
EDGE 4 Tx slots	19.23	19.26	19.19

<b>GSM1900</b>	<b>Average Power (dBm)</b>		
<b>TX Channel</b>	<b>512</b>	<b>661</b>	<b>810</b>
<b>Frequency (MHz)</b>	<b>1850.2</b>	<b>1880</b>	<b>1909.8</b>
GSM 1 Tx slot	29.39	29.40	29.33
GPRS 1 Tx slot	29.36	29.38	29.28
GPRS 2 Tx slots	27.25	27.29	27.18
GPRS 3 Tx slots	25.63	25.66	25.59
GPRS 4 Tx slots	23.67	23.71	23.64
EDGE 1 Tx slot	25.84	25.89	25.81
EDGE 2 Tx slots	24.29	24.34	24.25
EDGE 3 Tx slots	22.36	22.42	22.33
EDGE 4 Tx slots	20.40	20.44	20.36





WCDMA Band V	Average Power (dBm)		
	4132	4182	4233
<b>TX Channel</b>	<b>4132</b>	<b>4182</b>	<b>4233</b>
<b>Frequency (MHz)</b>	<b>826.4</b>	<b>836.4</b>	<b>846.6</b>
RMC 12.2Kbps	22.70	22.74	22.71
HSDPA Subtest-1	22.57	22.46	22.42
HSDPA Subtest-2	22.65	22.54	22.51
HSDPA Subtest-3	22.21	22.25	22.12
HSDPA Subtest-4	22.25	22.29	22.17
DC-HSDPA Subtest-1	22.49	22.20	22.33
DC-HSDPA Subtest-2	22.44	22.32	22.31
DC-HSDPA Subtest-3	22.10	21.80	21.77
DC-HSDPA Subtest-4	21.98	21.95	21.69
HSUPA Subtest-1	22.60	22.65	22.64
HSUPA Subtest-2	21.74	21.61	21.57
HSUPA Subtest-3	22.71	22.66	22.62
HSUPA Subtest-4	21.69	21.65	21.52
HSUPA Subtest-5	22.66	22.70	22.60
HSPA+ (16QAM) Subtest-1	21.04	20.91	20.90

WCDMA Band IV	Average Power (dBm)		
	1312	1413	1513
<b>TX Channel</b>	<b>1312</b>	<b>1413</b>	<b>1513</b>
<b>Frequency (MHz)</b>	<b>1712.4</b>	<b>1732.6</b>	<b>1752.6</b>
RMC 12.2Kbps	22.45	22.49	22.43
HSDPA Subtest-1	22.16	22.15	22.23
HSDPA Subtest-2	22.16	22.21	22.22
HSDPA Subtest-3	21.95	21.99	22.00
HSDPA Subtest-4	21.98	22.01	22.02
DC-HSDPA Subtest-1	22.33	22.45	22.45
DC-HSDPA Subtest-2	22.31	22.45	22.32
DC-HSDPA Subtest-3	22.18	22.26	22.10
DC-HSDPA Subtest-4	22.23	22.19	22.13
HSUPA Subtest-1	22.24	22.30	22.31
HSUPA Subtest-2	21.08	21.01	21.06
HSUPA Subtest-3	22.08	22.04	22.06
HSUPA Subtest-4	21.06	20.98	21.06
HSUPA Subtest-5	22.28	22.30	22.27
HSPA+ (16QAM) Subtest-1	20.04	20.19	20.13





WCDMA Band II	Average Power (dBm)		
	9262	9400	9538
<b>TX Channel</b>	<b>9262</b>	<b>9400</b>	<b>9538</b>
<b>Frequency (MHz)</b>	<b>1852.4</b>	<b>1880.0</b>	<b>1907.6</b>
RMC 12.2Kbps	22.48	22.52	22.51
HSDPA Subtest-1	22.25	22.41	22.45
HSDPA Subtest-2	22.27	22.27	22.29
HSDPA Subtest-3	21.90	21.89	21.87
HSDPA Subtest-4	21.93	21.92	21.70
DC-HSDPA Subtest-1	22.42	22.40	22.41
DC-HSDPA Subtest-2	22.48	22.46	22.43
DC-HSDPA Subtest-3	22.10	22.14	22.07
DC-HSDPA Subtest-4	22.09	22.06	22.04
HSUPA Subtest-1	22.43	22.37	22.18
HSUPA Subtest-2	21.15	21.12	20.99
HSUPA Subtest-3	21.83	21.73	21.60
HSUPA Subtest-4	21.19	21.13	20.95
HSUPA Subtest-5	22.40	22.34	22.19
HSPA+ (16QAM) Subtest-1	21.10	21.02	20.95



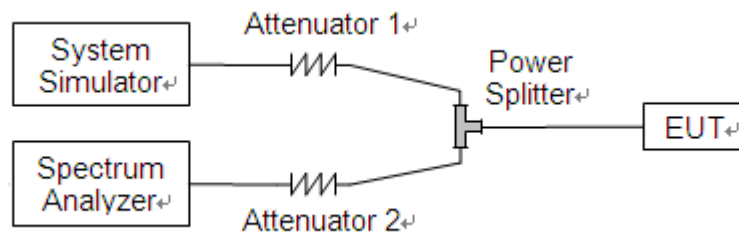
## 2.2. Peak to Average Ratio

### 2.2.1. Requirement

According to FCC 24.232(d) and 27.50(d), the peak-to-average ratio (PAR) of the transmission may not exceed 13 dB.

### 2.2.2. Test Description

Test Setup:



The EUT is coupled to the Spectrum Analyzer (SA) and the System Simulator (SS) with Attenuators through the Power Splitter; the RF load attached to the EUT antenna terminal is 50Ohm; the path loss as the factor is calibrated to correct the reading. The EUT is commanded by the SS to operate at the maximum output power i.e. Power Control Level (PCL) = 5 and Power Class = 4. A call is established between the EUT and the SS.

### 2.2.3. Test procedure

1. For GSM/EDGE operating mode:
  - a. Set RBW=1MHz, VBW=3MHz, peak detector in spectrum analyzer.
  - b. Set EUT in maximum output power, and triggered the bust signal.
  - c. Measured respectively the peak level and mean level, and the deviation was recorded as Peak to Average ratio.
2. For UMTS operating mode:
  - a. Set the CCDF (Complementary Cumulative Distribution Function) option in spectrum analyzer.
  - b. The highest RF powers were measured and recorded the maximum PAPR level associated with a probability of 0.1%.



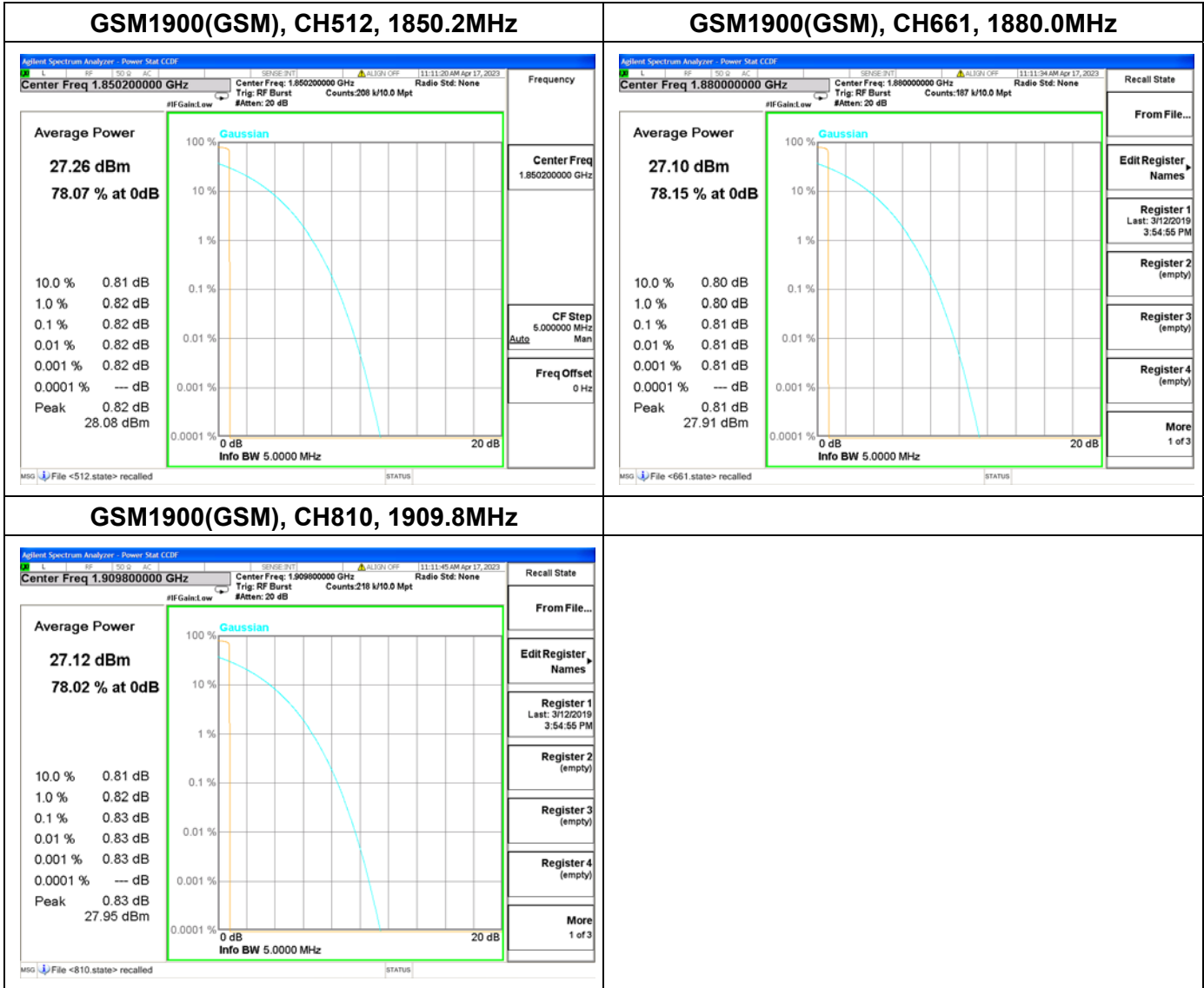
**2.2.4. Test Result****A. Test Verdict:**

<b>GSM1900</b>					
<b>Mode</b>	<b>Channel</b>	<b>Frequency (MHz)</b>	<b>Peak to Average ratio (dB)</b>	<b>Limit (dB)</b>	<b>Verdict</b>
GSM	512	1850.2	0.82	13	PASS
	661	1880.0	0.81		PASS
	810	1909.8	0.83		PASS
EDGE	512	1850.2	2.97		PASS
	661	1880.0	3.09		PASS
	810	1909.8	3.01		PASS

<b>WCDMA Band IV</b>					
<b>Mode</b>	<b>Channel</b>	<b>Frequency (MHz)</b>	<b>Peak to Average ratio (dB)</b>	<b>Limit (dB)</b>	<b>Verdict</b>
WCDMA	1312	1712.4	2.99	13	PASS
	1413	1732.6	3.06		PASS
	1513	1752.6	2.99		PASS

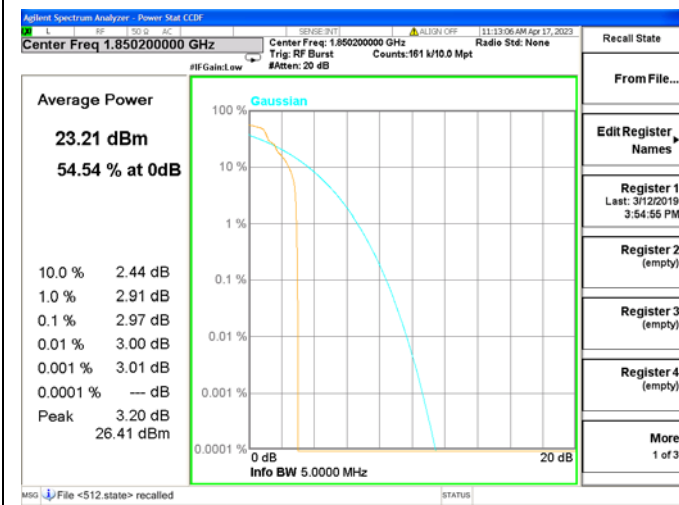
<b>WCDMA Band II</b>					
<b>Mode</b>	<b>Channel</b>	<b>Frequency (MHz)</b>	<b>Peak to Average ratio (dB)</b>	<b>Limit (dB)</b>	<b>Verdict</b>
WCDMA	9262	1852.4	3.01	13	PASS
	9400	1880.0	2.92		PASS
	9538	1907.6	3.01		PASS



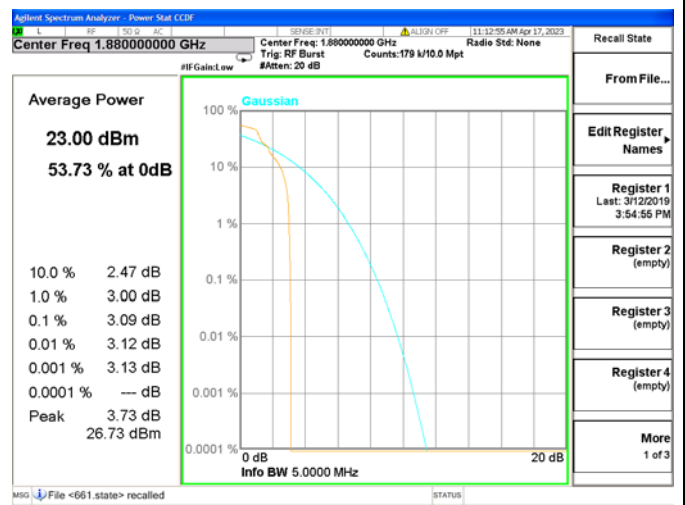




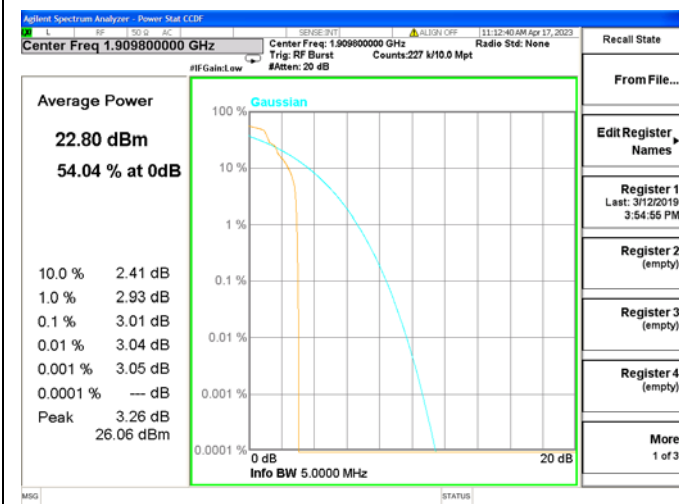
**GSM1900(EDGE), CH512, 1850.2MHZ**



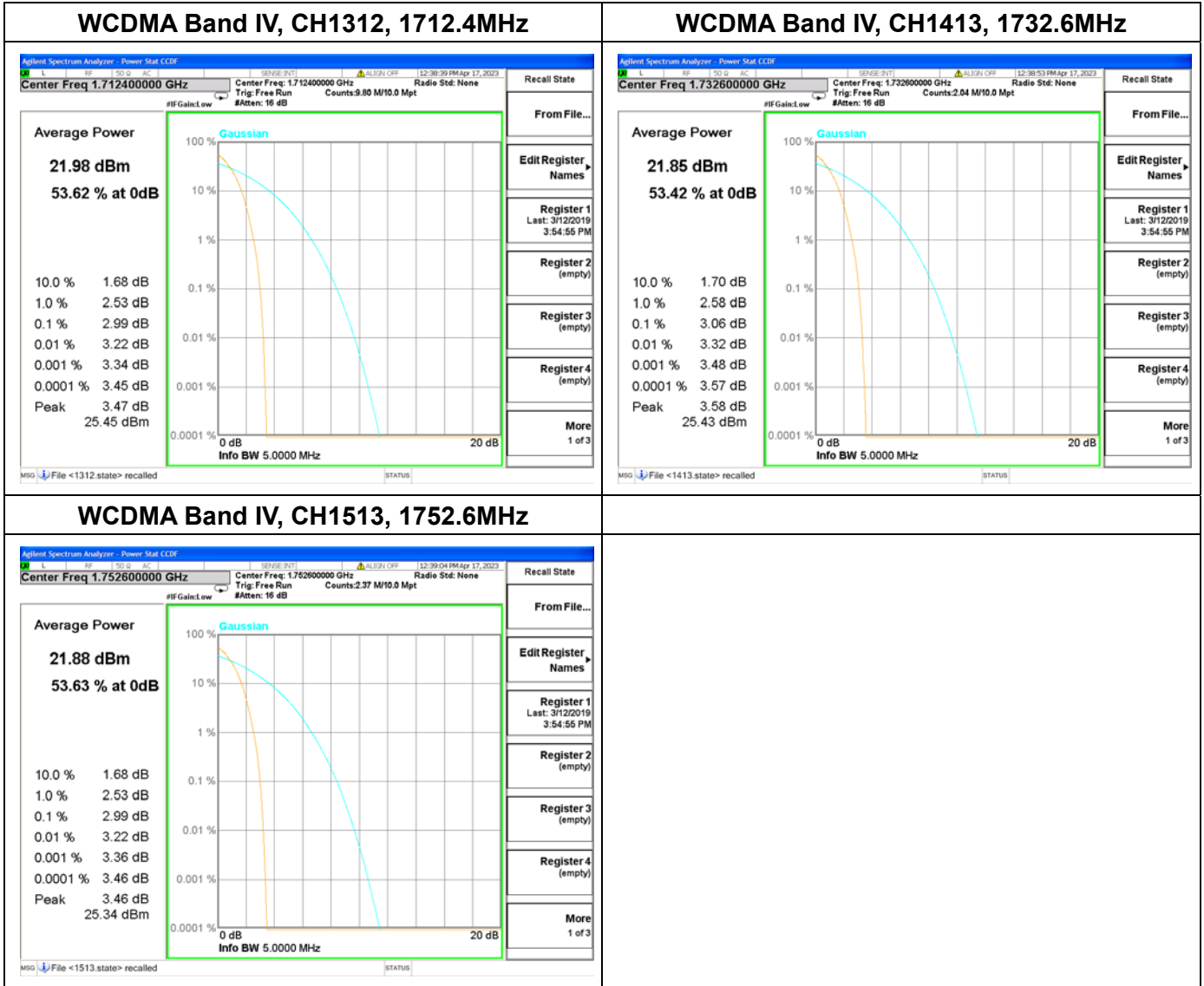
**GSM1900(EDGE), CH661, 1880.0MHZ**

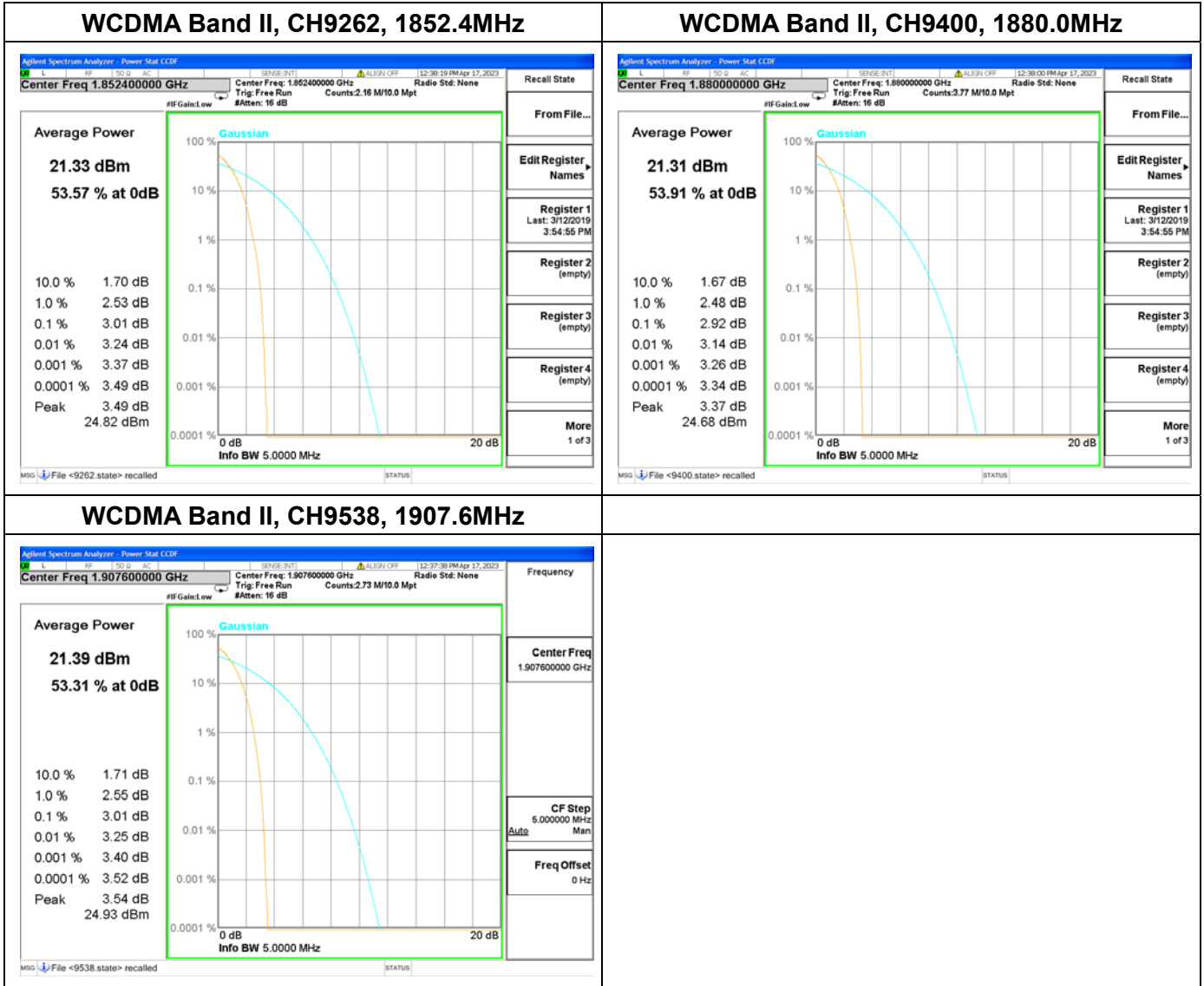


**GSM1900(EDGE), CH810, 1909.8MHZ**









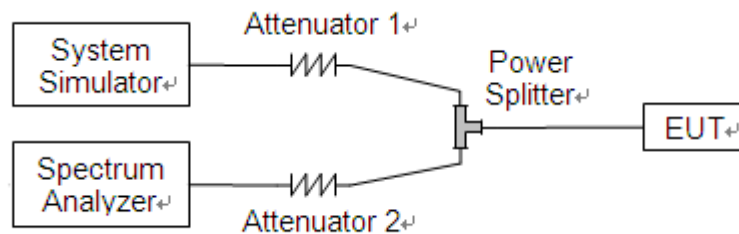
## 2.3. Occupied Bandwidth

### 2.3.1. Requirement

According to FCC section 2.1049, the occupied bandwidth is the frequency bandwidth such that, below its lower and above its upper frequency limits, the mean powers radiated are each equal to 0.5 percent of the total mean power radiated by a given emission. Occupied bandwidth is also known as the 99% emission bandwidth.

### 2.3.2. Test Description

Test Setup:



The EUT is coupled to the Spectrum Analyzer (SA) and the System Simulator (SS) with Attenuators through the Power Splitter; the RF load attached to the EUT antenna terminal is 50Ohm; the path loss as the factor is calibrated to correct the reading. The EUT is commanded by the SS to operate at the maximum output power i.e. Power Control Level (PCL) = 5 and Power Class = 4. A call is established between the EUT and the SS.



**2.3.3. Test Result**

GSM850				
Mode	Channel	Frequency (MHz)	99% Occupied Bandwidth (kHz)	26dB Bandwidth (kHz)
GSM	128	824.2	245.52	309.10
	189	836.4	248.12	310.80
	251	848.8	245.47	317.80
EDGE	128	824.2	247.05	303.80
	189	836.4	239.88	307.30
	251	848.8	240.66	296.10

GSM1900				
Mode	Channel	Frequency (MHz)	99% Occupied Bandwidth (kHz)	26dB Bandwidth (kHz)
GSM	512	1850.2	246.14	312.40
	661	1880.0	243.25	303.10
	810	1909.8	244.66	311.50
EDGE	512	1850.2	242.16	293.90
	661	1880.0	253.01	308.70
	810	1909.8	246.38	311.60

WCDMA Band V				
Mode	Channel	Frequency (MHz)	99% Occupied Bandwidth (MHz)	26dB Bandwidth (MHz)
WCDMA	4132	826.4	4.15	4.69
	4182	836.4	4.15	4.68
	4233	846.6	4.15	4.67

WCDMA Band IV				
Mode	Channel	Frequency (MHz)	99% Occupied Bandwidth (MHz)	26dB Bandwidth (MHz)
WCDMA	1312	1712.4	4.16	4.67
	1413	1732.6	4.16	4.70
	1513	1752.6	4.16	4.71





WCDMA Band II				
Mode	Channel	Frequency (MHz)	99% Occupied Bandwidth (MHz)	26dB Bandwidth (MHz)
WCDMA	9262	1852.4	4.17	4.70
	9400	1880.0	4.16	4.68
	9538	1907.6	4.16	4.69

### GSM850(GSM), CH128, 824.2MHz

**Center Freq 824.200000 MHz**  
**Occupied Bandwidth 245.52 kHz**  
**Total Power 37.3 dBm**  
**Transmit Freq Error -1.772 kHz**  
**x dB Bandwidth 309.1 kHz**

### GSM850(GSM), CH189, 836.4MHz

**Center Freq 836.400000 MHz**  
**Occupied Bandwidth 248.12 kHz**  
**Total Power 36.8 dBm**  
**Transmit Freq Error 1.435 kHz**  
**x dB Bandwidth 310.8 kHz**

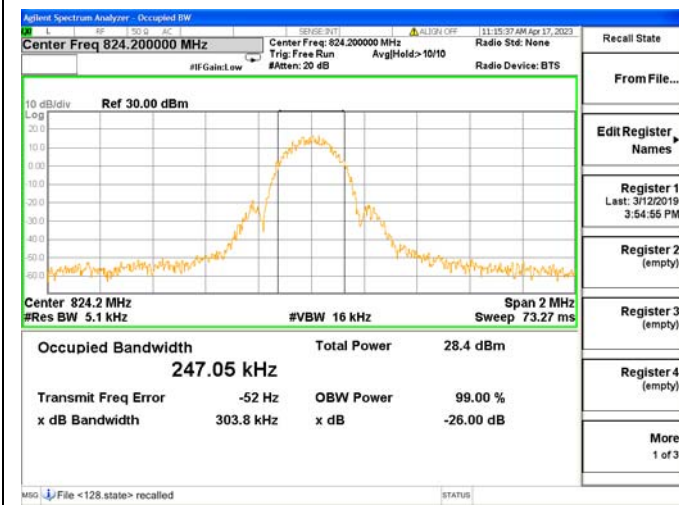
### GSM850(GSM), CH251, 848.8MHz

**Center Freq 848.800000 MHz**  
**Occupied Bandwidth 245.47 kHz**  
**Total Power 37.4 dBm**  
**Transmit Freq Error 645 Hz**  
**x dB Bandwidth 317.8 kHz**





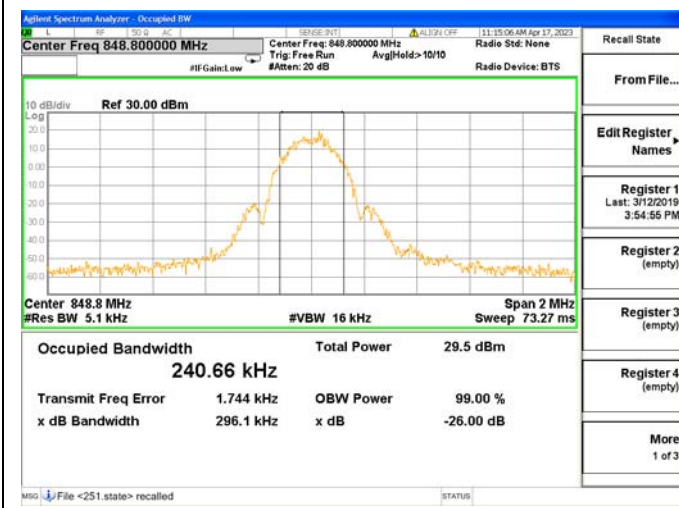
**GSM850(EDGE), CH128, 824.2MHz**

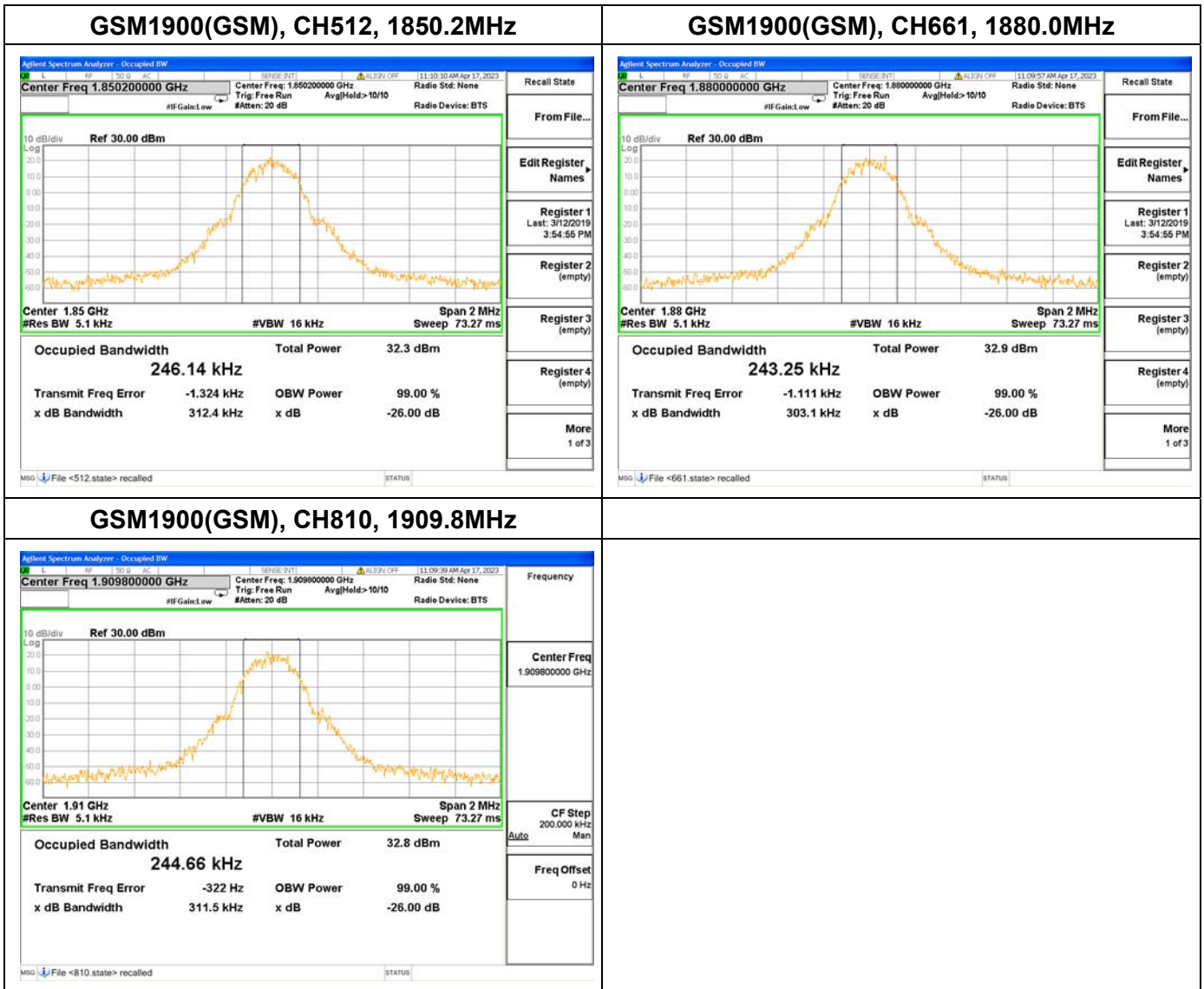


**GSM850(EDGE), CH189, 836.4MHz**

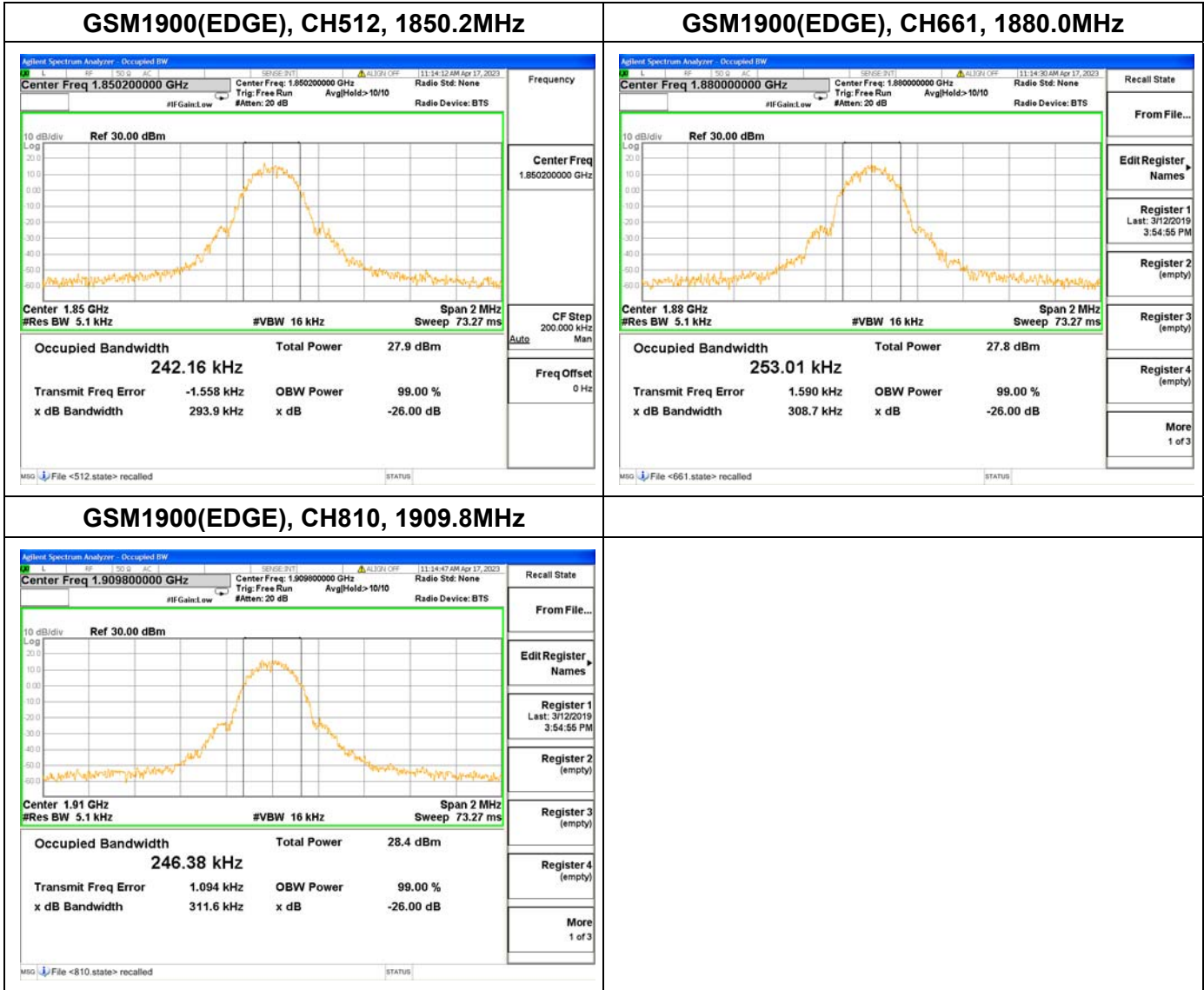


**GSM850(EDGE), CH251, 848.8MHz**









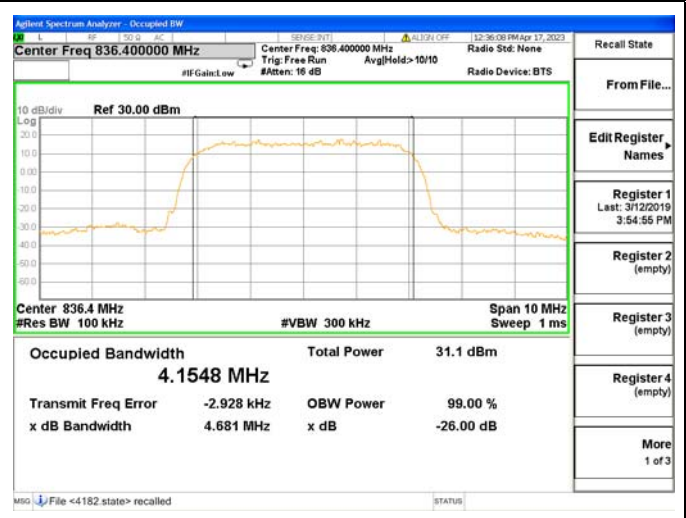




**WCDMA Band V, CH4132, 826.4MHz**



**WCDMA Band V, CH4182, 836.4MHz**

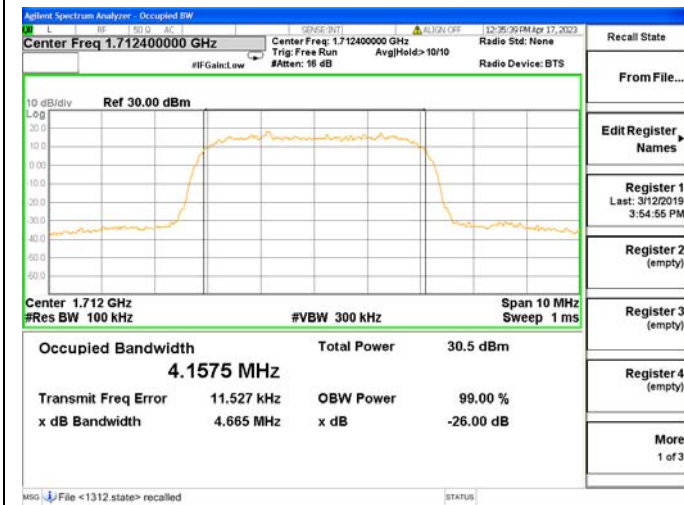


**WCDMA Band V, CH4233, 846.6MHz**

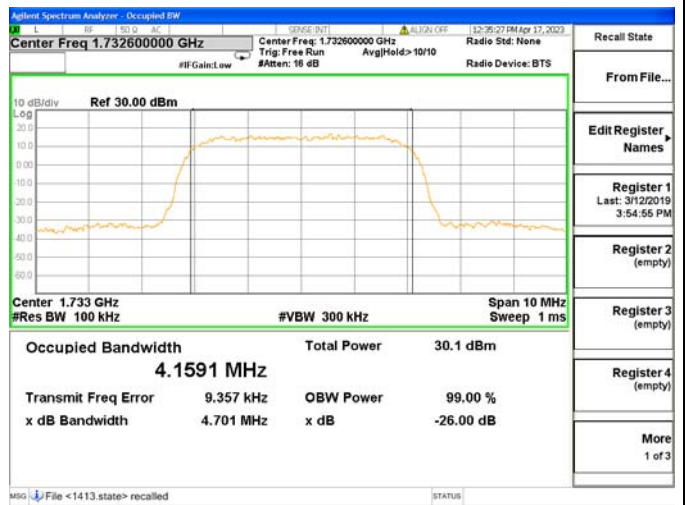




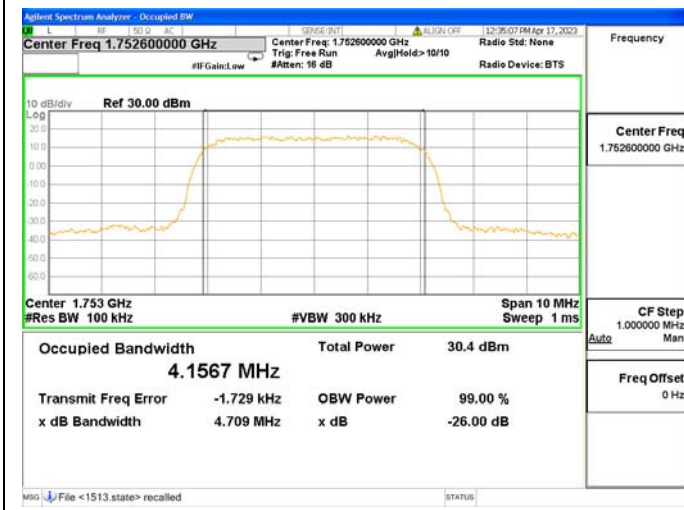
**WCDMA Band IV, CH1312, 1712.4MHz**



**WCDMA Band IV, CH1413, 1732.6MHz**



**WCDMA Band IV, CH1513, 1752.6MHz**





**WCDMA Band II, CH9262, 1852.4MHz**



**WCDMA Band II, CH9400, 1880.0MHz**



**WCDMA Band II, CH9538, 1907.6MHz**



## 2.4. Frequency Stability

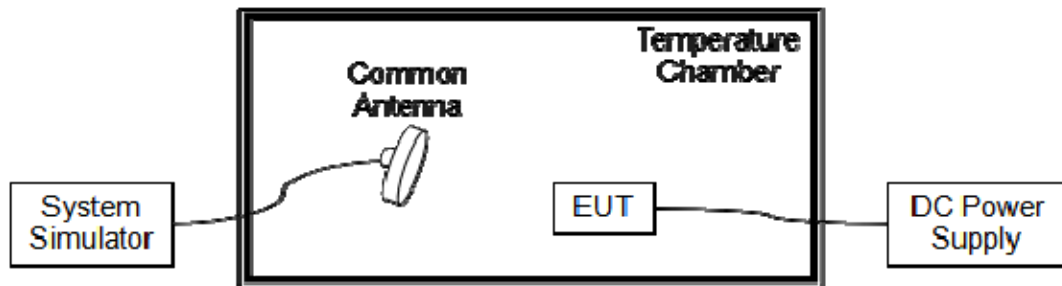
### 2.4.1. Requirement

According to FCC section 22.355, 24.235 and 27.54 the frequency stability shall be sufficient to ensure that the fundamental emission stays within the authorized frequency block. According to FCC section 2.1055, the test conditions are:

- (a) The temperature is varied from  $-30^{\circ}\text{C}$  to  $+50^{\circ}\text{C}$  at intervals of not more than  $10^{\circ}\text{C}$ .
- (b) For hand carried battery powered equipment, the primary supply voltage is reduced to the battery operating end point which shall be specified by the manufacture. The supply voltage shall be measured at the input to the cable normally provided with the equipment, or at the power supply terminals if cables are not normally provided.

**Note:** The operating temperature of EUT is from  $0^{\circ}\text{C}$  to  $35^{\circ}\text{C}$ , which are specified by the applicant.

### 2.4.2. Test Description Test Setup:



The EUT, which is powered by the DC Power Supply directly, is located in the Temperature Chamber. The EUT is commanded by the System Simulator (SS) to operate at the maximum output power i.e. Power Control Level (PCL) = 5 and Power Class = 4. A call is established between the EUT and the SS via a Common Antenna.



**2.4.3. Test Result**

The nominal, highest and lowest extreme voltages are separately 3.87V, 4.45V and 3.40V, which are specified by the applicant; the normal temperature here used is 20°C.

<b>GSM850(GSM), CH189, 836.4MHz</b>					
<b>Limit =±2.5ppm</b>					
<b>Voltage (%)</b>	<b>Power (VDC)</b>	<b>Temp (°C)</b>	<b>Fre. Dev. (Hz)</b>	<b>Deviation (ppm)</b>	<b>Result</b>
Normal	3.87	+20(Ref)	15	0.018	PASS
Normal		0	-1	-0.001	
Normal		+10	20	<b>0.024</b>	
Normal		+20	-2	-0.002	
Normal		+30	14	0.017	
Normal		+35	8	0.010	
High	4.45	+20	14	0.017	
BATT.ENDPOINT	3.40	+20	-7	-0.008	

<b>GSM850(EDGE), CH189, 836.4MHz</b>					
<b>Limit =±2.5ppm</b>					
<b>Voltage (%)</b>	<b>Power (VDC)</b>	<b>Temp (°C)</b>	<b>Fre. Dev. (Hz)</b>	<b>Deviation (ppm)</b>	<b>Result</b>
Normal	3.87	+20(Ref)	18	0.022	PASS
Normal		0	18	0.022	
Normal		+10	9	0.011	
Normal		+20	16	0.019	
Normal		+30	6	0.007	
Normal		+35	20	<b>0.024</b>	
High	4.45	+20	17	0.020	
BATT.ENDPOINT	3.40	+20	18	0.022	





GSM1900(GSM), CH661, 1880.0MHz					
Limit =Within Authorized Band					
Voltage (%)	Power (VDC)	Temp (°C)	Fre. Dev. (Hz)	Deviation (ppm)	Result
Normal	3.87	+20(Ref)	16	0.009	PASS
Normal		0	-3	-0.002	
Normal		+10	20	<b>0.011</b>	
Normal		+20	19	0.010	
Normal		+30	14	0.007	
Normal		+35	14	0.007	
High	4.45	+20	1	0.001	
BATT.ENDPOINT	3.40	+20	15	0.008	

GSM1900(EDGE), CH661, 1880.0MHz					
Limit =Within Authorized Band					
Voltage (%)	Power (VDC)	Temp (°C)	Fre. Dev. (Hz)	Deviation (ppm)	Result
Normal	3.87	+20(Ref)	15	0.008	PASS
Normal		0	4	0.002	
Normal		+10	20	<b>0.011</b>	
Normal		+20	17	0.009	
Normal		+30	-14	-0.007	
Normal		+35	4	0.002	
High	4.45	+20	17	0.009	
BATT.ENDPOINT	3.40	+20	-23	-0.012	





WCDMA Band V, CH4182, 836.4MHz					
Limit = $\pm$ 2.5ppm					
Voltage (%)	Power (VDC)	Temp ( $^{\circ}$ C)	Fre. Dev. (Hz)	Deviation (ppm)	Result
Normal	3.87	+20(Ref)	1	0.001	PASS
Normal		0	15	0.018	
Normal		+10	15	0.018	
Normal		+20	16	0.019	
Normal		+30	20	0.024	
Normal		+35	-22	-0.026	
High	4.45	+20	22	<b>0.026</b>	
BATT.ENDPOINT	3.40	+20	-7	-0.008	

WCDMA Band IV, CH1413, 1732.6MHz					
Limit =Within Authorized Band					
Voltage (%)	Power (VDC)	Temp ( $^{\circ}$ C)	Fre. Dev. (Hz)	Deviation (ppm)	Result
Normal	3.87	+20(Ref)	-18	-0.010	PASS
Normal		0	-8	-0.004	
Normal		+10	14	0.007	
Normal		+20	-4	-0.002	
Normal		+30	19	<b>0.010</b>	
Normal		+35	18	0.010	
High	4.45	+20	13	0.007	
BATT.ENDPOINT	3.40	+20	-23	-0.012	





WCDMA Band II, CH9400, 1880.0MHz					
Limit =Within Authorized Band					
Voltage (%)	Power (VDC)	Temp (°C)	Fre. Dev. (Hz)	Deviation (ppm)	Result
Normal	3.87	+20(Ref)	-18	-0.010	PASS
Normal		0	-8	-0.004	
Normal		+10	14	0.007	
Normal		+20	-4	-0.002	
Normal		+30	19	<b>0.010</b>	
Normal		+35	18	0.010	
High	4.45	+20	13	0.007	
BATT.ENDPOINT	3.40	+20	-23	-0.012	





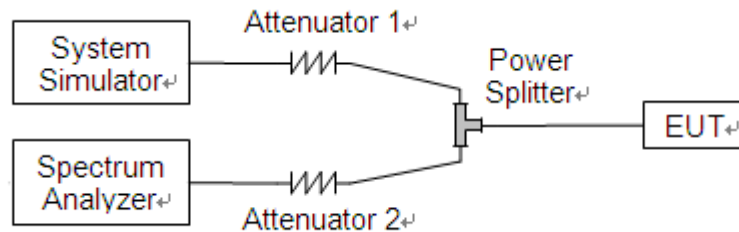
## 2.5. Conducted Out of Band Emissions

### 2.5.1. Requirement

According to FCC section 22.917(a), 24.238(a) and 27.53(h) the power of any emission outside of the authorized operating frequency ranges must be attenuated below the transmitting power (P) by a factor of at least  $43+10*\log(P)$ dB. This calculated to be -13dBm. The measurement frequency range is from 30MHz to the 10<sup>th</sup> harmonic of the fundamental frequency.

### 2.5.2. Test Description

Test Setup:

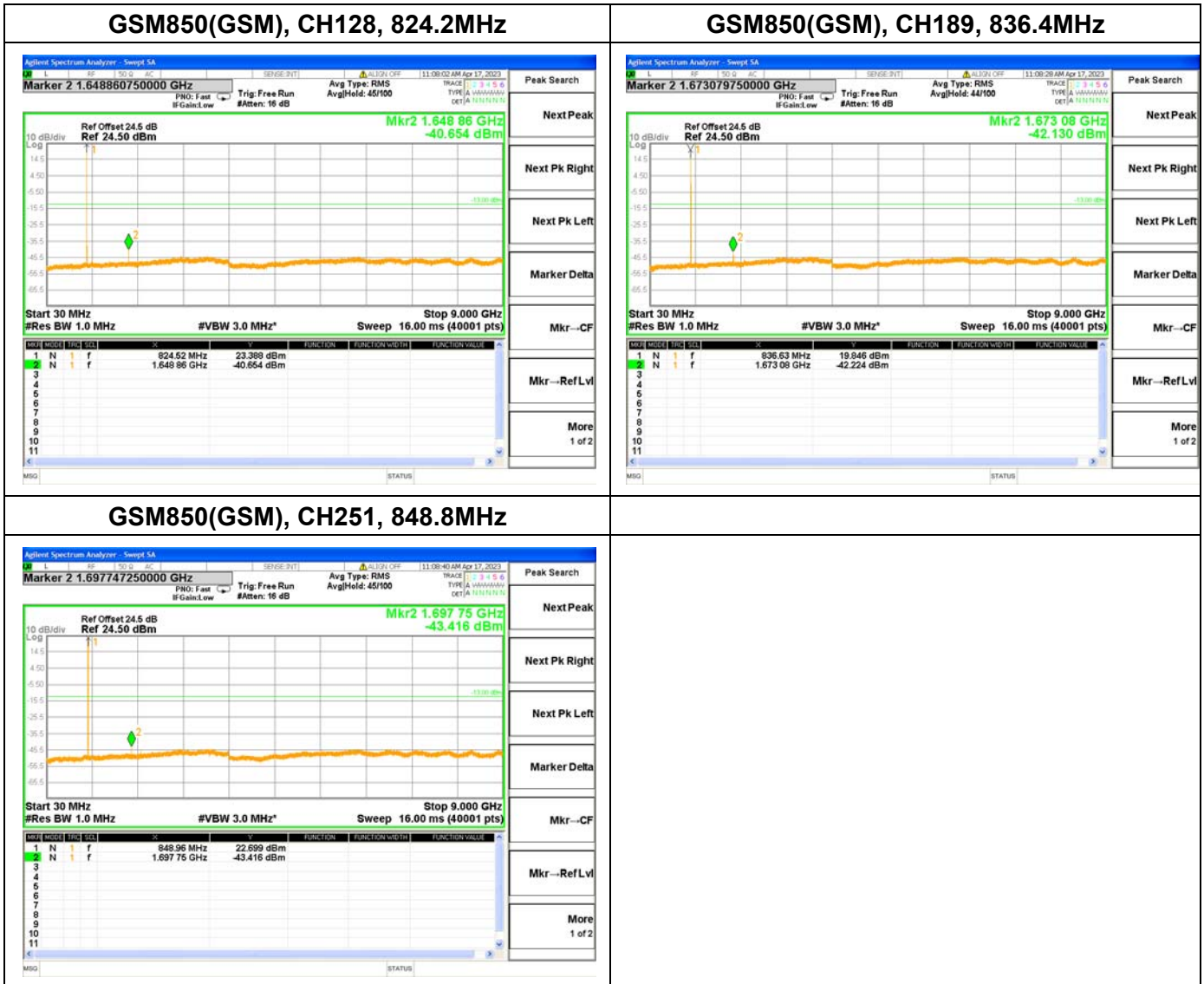


The EUT is coupled to the Spectrum Analyzer (SA) and the System Simulator (SS) with Attenuators through the Power Splitter; the RF load attached to the EUT antenna terminal is 50Ohm; the path loss as the factor is calibrated to correct the reading. The EUT is commanded by the SS to operate at the maximum output power i.e. Power Control Level (PCL) = 5 and Power Class = 4. A call is established between the EUT and the SS.



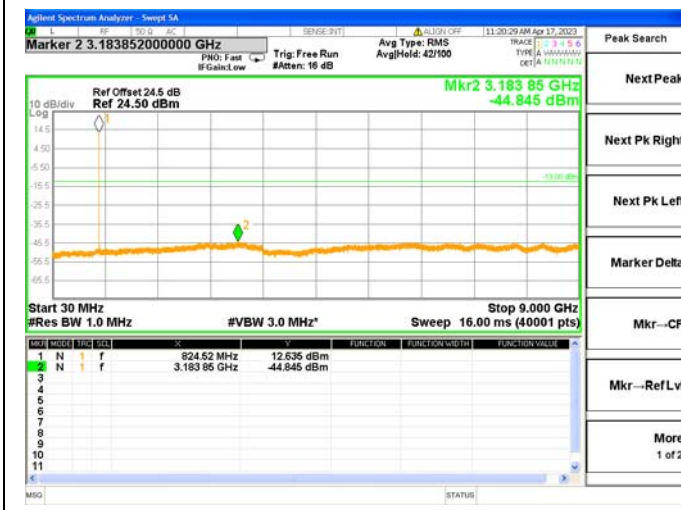


2.5.3. Test Result

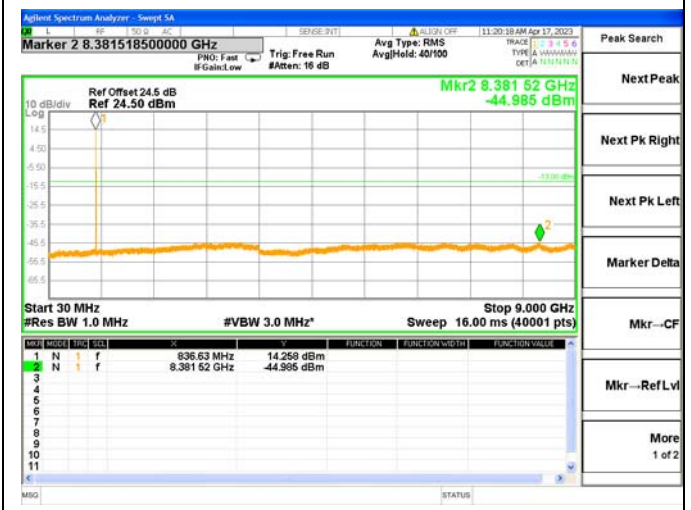




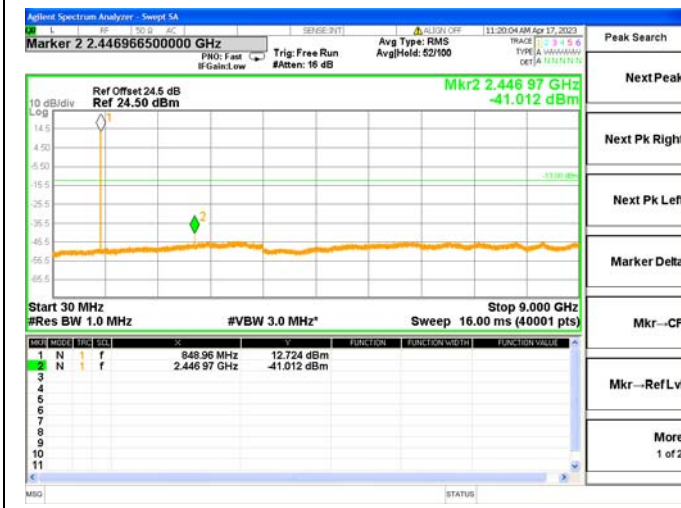
**GSM850(EDGE), CH128, 824.2MHz**



**GSM850(EDGE), CH189, 836.4MHz**

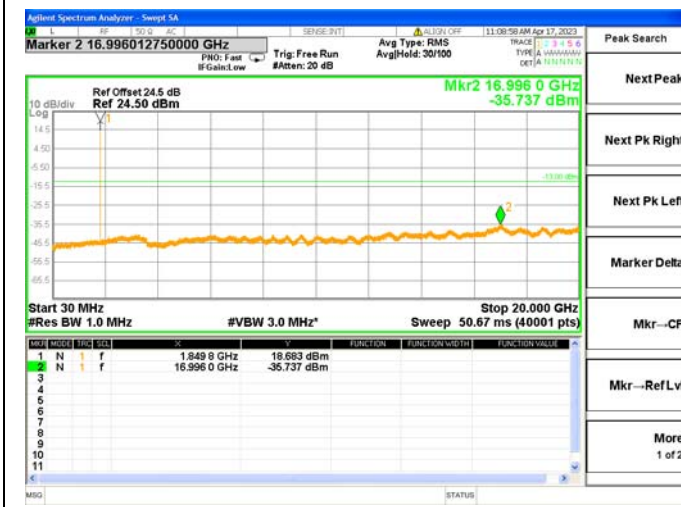


**GSM850(EDGE), CH251, 848.8MHz**

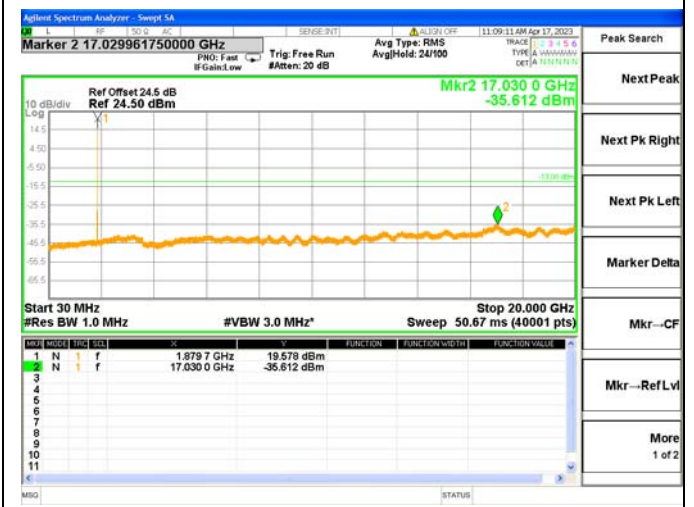




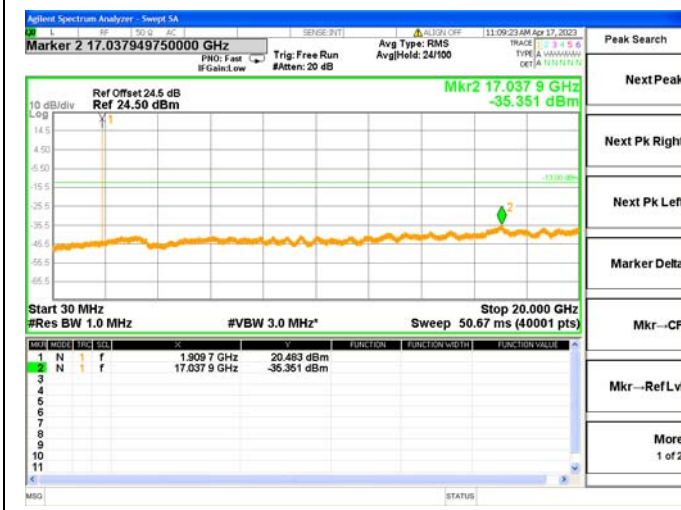
**GSM1900(GSM), CH512, 1850.2MHz**



**GSM1900(GSM), CH661, 1880.0MHz**

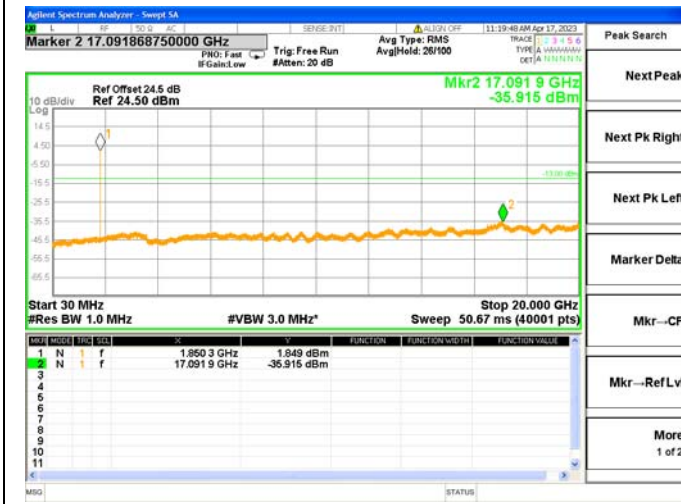


**GSM1900(GSM), CH810, 1909.8MHz**

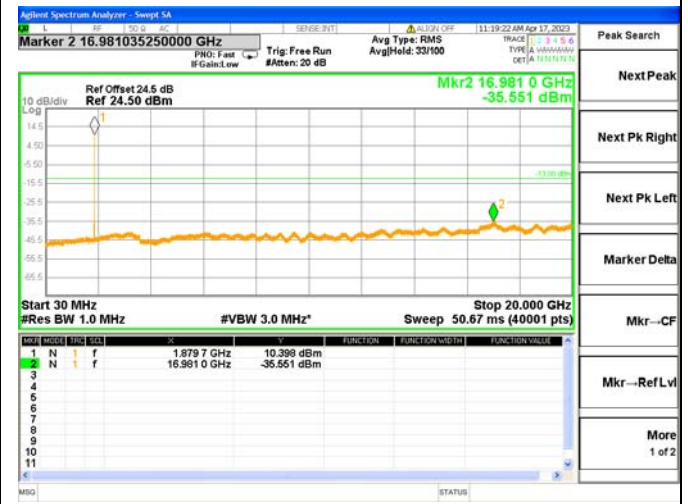




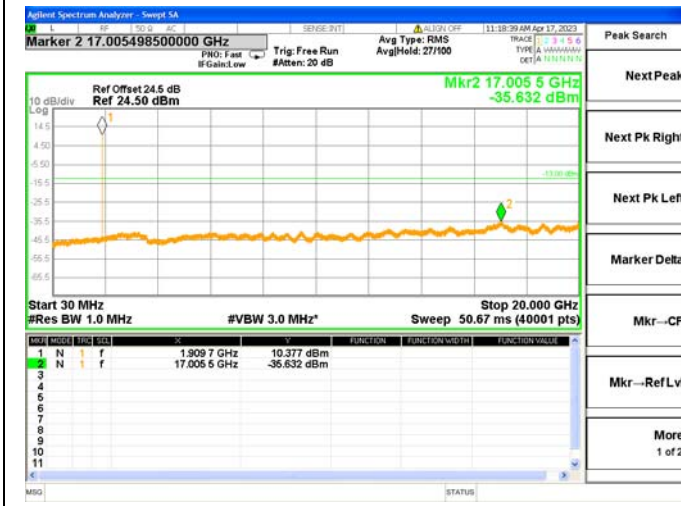
**GSM1900(EDGE), CH512, 1850.2MHz**



**GSM1900(EDGE), CH661, 1880.0MHz**

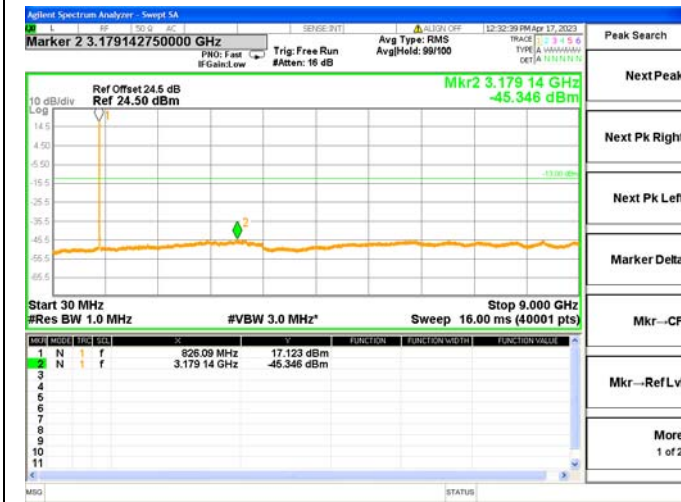


**GSM1900(EDGE), CH810, 1909.8MHz**

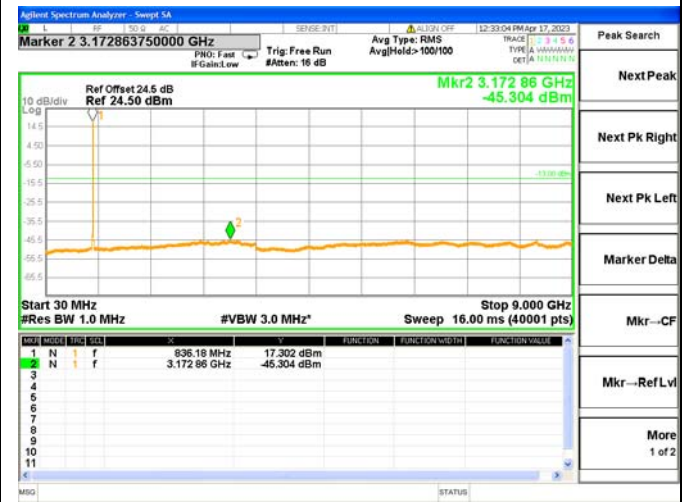




**WCDMA Band V, CH4132, 826.4MHz**



**WCDMA Band V, CH4182, 836.4MHz**



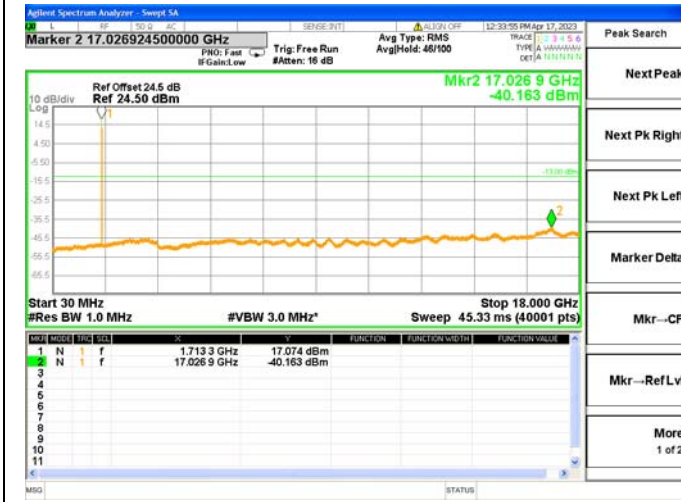
**WCDMA Band V, CH4233, 846.6MHz**



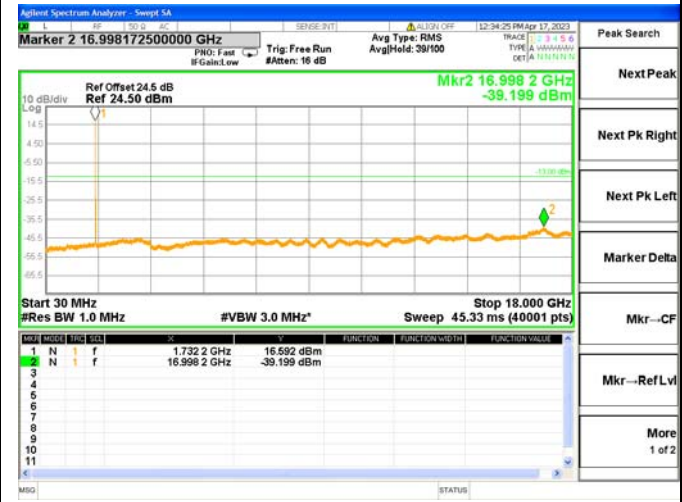




**WCDMA Band IV, CH1312, 1712.4MHz**



**WCDMA Band IV, CH1413, 1732.6MHz**

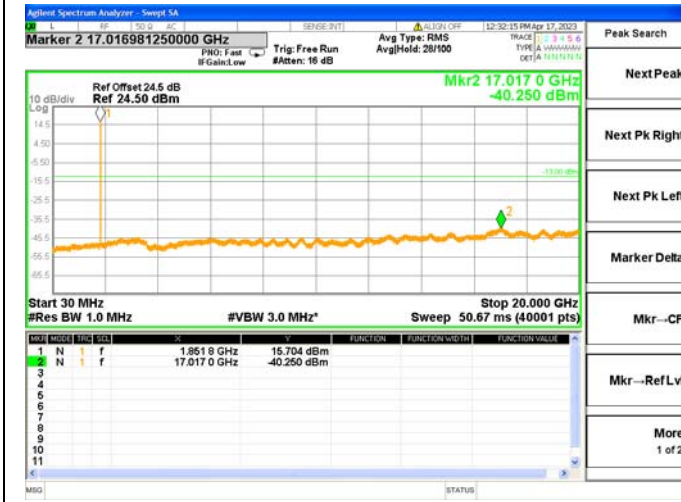


**WCDMA Band IV, CH1513, 1752.6MHz**

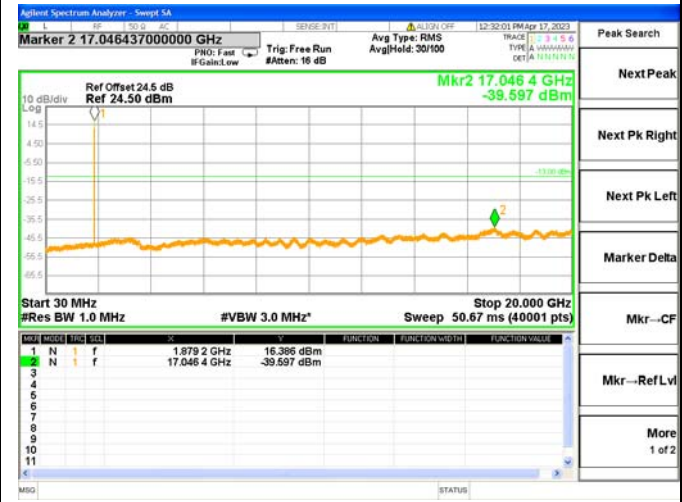




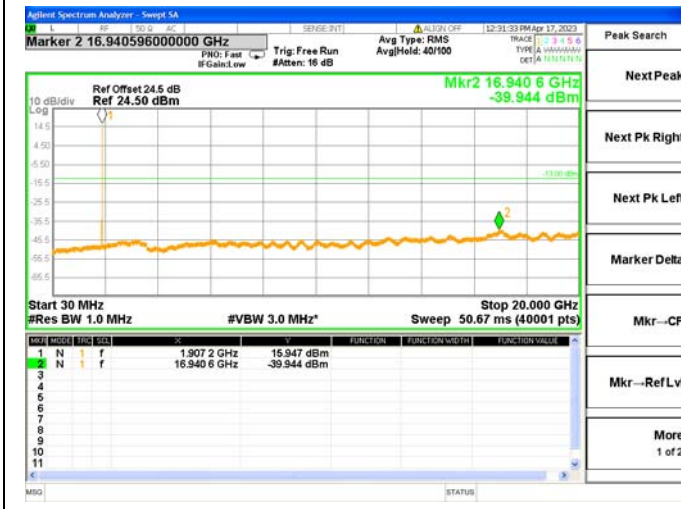
**WCDMA Band II, CH9262, 1852.4MHz**



**WCDMA Band II, CH9400, 1880.0MHz**



**WCDMA Band II, CH9538, 1907.6MHz**





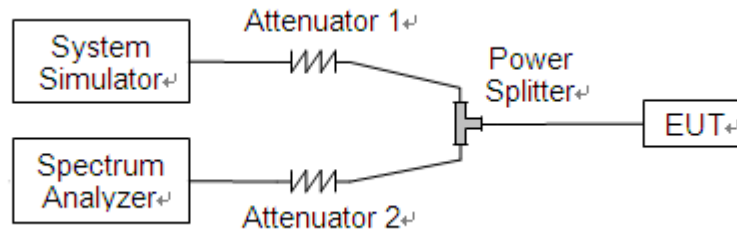
## 2.6. Band Edge

### 2.6.1. Requirement

According to FCC section 22.917(a), 24.238(a) and 27.53(h) the power of any emission outside of the authorized operating frequency ranges must be attenuated below the transmitting power (P) by a factor of at least  $43+10*\log(P)$ dB.

### 2.6.2. Test Description

Test Setup:



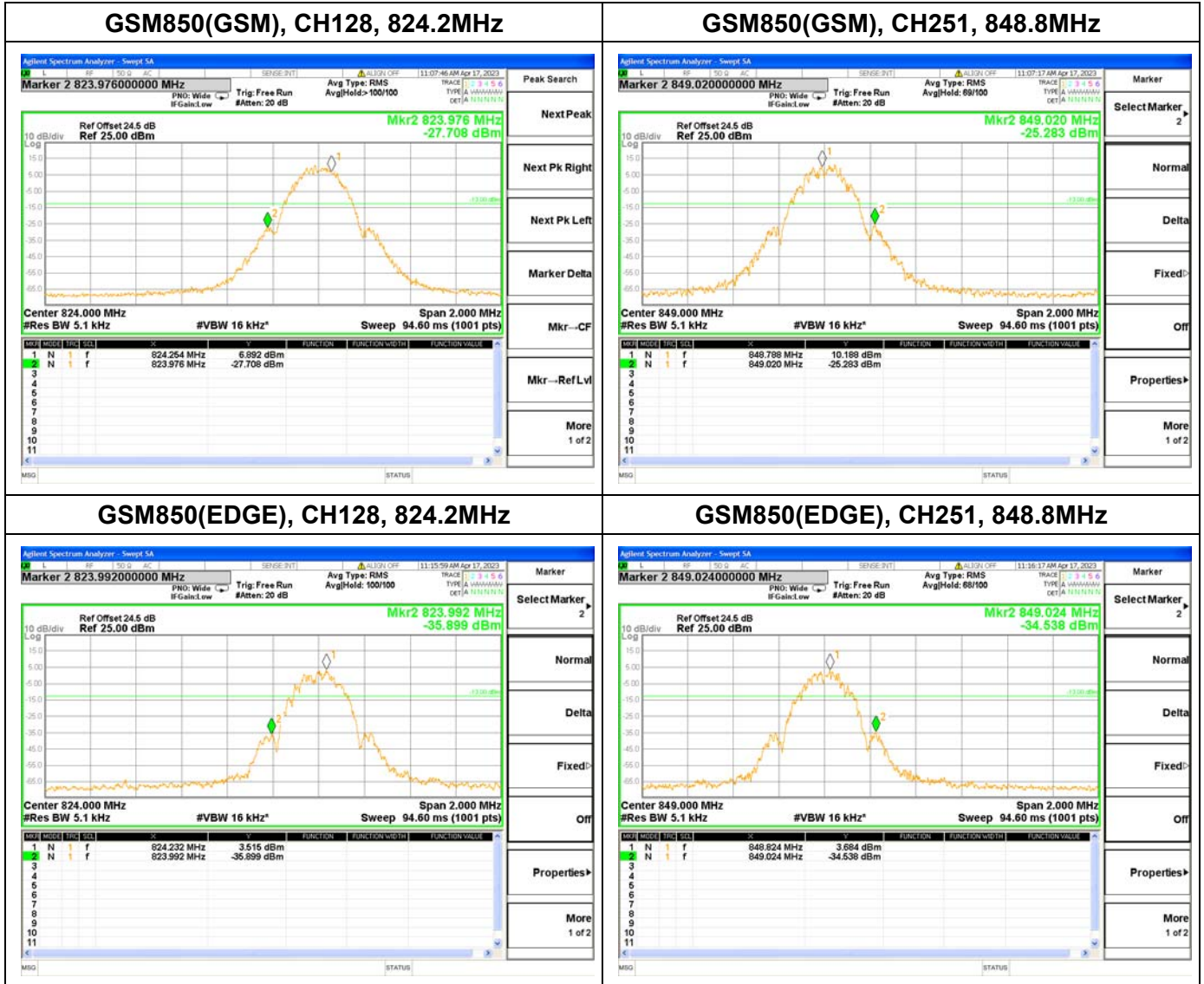
The EUT is coupled to the Spectrum Analyzer (SA) and the System Simulator (SS) with Attenuators through the Power Splitter; the RF load attached to the EUT antenna terminal is 50Ohm; the path loss as the factor is calibrated to correct the reading. The EUT is commanded by the SS to operate at the maximum output power i.e. Power Control Level (PCL) = 5 and Power Class = 4. A call is established between the EUT and the SS.

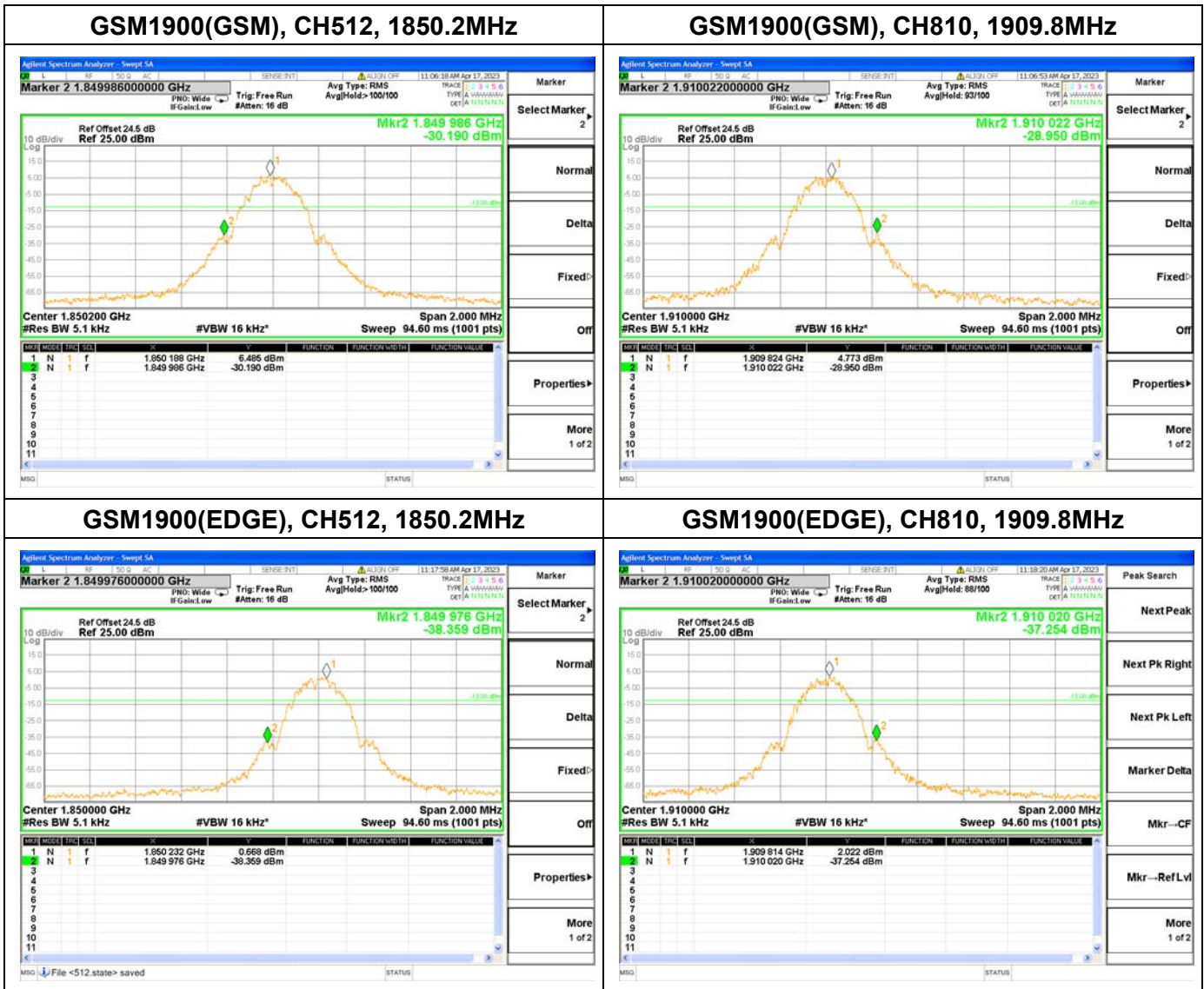




2.6.3. Test Result

The lowest and highest channels are tested to verify the band edge emissions.



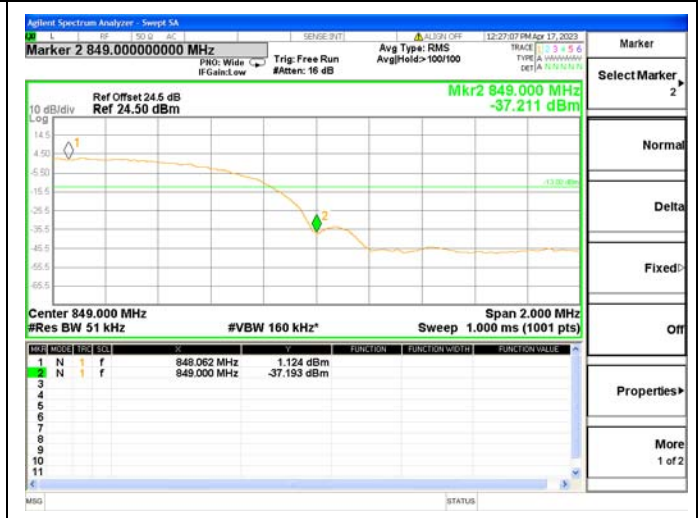




### WCDMA Band V, CH4132, 826.4MHz



### WCDMA Band V, CH4233, 846.6MHz



### WCDMA Band IV, CH1312, 1712.4MHz



### WCDMA Band IV, CH1513, 1752.6MHz



### WCDMA Band II, CH9262, 1852.4MHz



### WCDMA Band II, CH9538, 1907.6MHz



## 2.7. Determining E.R.P. and/or E.I.R.P. from conducted RF output power measurements

### 2.7.1. Requirement

According to FCC section 22.913, the Effective Radiated Power (E.R.P.) of mobile transmitters and auxiliary test transmitters must not exceed 7 Watts.

According to FCC section 24.232, the broadband PCS mobile station is limited to 2 Watts e.i.r.p. peak power.

According to FCC section 27.50, mobile, and portable (hand-held) stations is limited to 1 Watts e.i.r.p. peak power.

### 2.7.2. Test Description

The test setups refer to section 2.1.3

A call is established between the EUT and the SS via a Common Antenna. The EUT is commanded by the SS to operate at the maximum and minimum output power (i.e. GSM850MHz band Power Control Level (PCL) = 5/19 and Power Class = 4, GSM1900MHz band Power Control Level (PCL) = 0/15 and Power Class = 1), and only the test result of the maximum output power was recorded. Please refer to section 2.1.3 of this report.

The relevant equation for determining the maximum E.R.P. or E.I.R.P. from the measured RF output power is given in Equation (1) as follows:

$$\text{E.R.P. or E.I.R.P.} = P_{\text{Meas}} + G_{\text{T}}$$

Where:

E.R.P. or E.I.R.P. effective radiated power or equivalent isotropically radiated power, respectively (expressed in the same units as  $P_{\text{Meas}}$ , e.g., dBm or dBW)

$P_{\text{Meas}}$  measured transmitter output power or PSD, in dBm or dBW

$G_{\text{T}}$  gain of the transmitting antenna, in dBd (E.R.P.) or dBi (E.I.R.P.)

For devices utilizing multiple antennas, see ANSI C63.25-2015 6.4 for guidance with respect to determining the effective array transmit antenna gain term to be used in the above equation.

The following equations demonstrate the mathematical relationship between E.R.P. and E.I.R.P.:

a) E.R.P. = E.I.R.P. - 2.15, where E.R.P. and E.I.R.P. are expressed in consistent units.

b) E.I.R.P. = E.R.P. + 2.15, where E.R.P. and E.I.R.P. are expressed in consistent units.





2.7.3. Test Result

Top Antenna

GSM850								
Band	Channel	Frequency (MHz)	PCL	Measured E.R.P.		Limit		Verdict
				dBm	W	dBm	W	
GSM	128	824.20	5	28.65	0.733	38.5	7	PASS
	189	836.40	5	28.66	0.735			PASS
	251	848.80	5	28.62	0.728			PASS
GPRS	128	824.20	5	28.62	0.728	38.5	7	PASS
	189	836.40	5	28.63	0.729			PASS
	251	848.80	5	28.59	0.723			PASS
EDGE	128	824.20	5	22.06	0.161	38.5	7	PASS
	189	836.40	5	22.10	0.162			PASS
	251	848.80	5	22.01	0.159			PASS

**Note 1:** For the GPRS and EDGE mode, all the slots were tested and just the worst data were recorded in this report.

GSM1900								
Band	Channel	Frequency (MHz)	PCL	Measured E.I.R.P.		Limit		Verdict
				dBm	W	dBm	W	
GSM	512	1850.2	0	28.19	0.659	33	2	PASS
	661	1880.0	0	28.20	0.661			PASS
	810	1909.8	0	28.13	0.650			PASS
GPRS	512	1850.2	0	28.16	0.655	33	2	PASS
	661	1880.0	0	28.18	0.658			PASS
	810	1909.8	0	28.08	0.643			PASS
EDGE	512	1850.2	0	24.64	0.291	33	2	PASS
	661	1880.0	0	24.69	0.294			PASS
	810	1909.8	0	24.61	0.289			PASS

**Note 1:** For the GPRS and EDGE mode, all the slots were tested and just the worst data were recorded in this report.







WCDMA Band V							
Band	Channel	Frequency (MHz)	Measured E.R.P.		Limit		Verdict
			dBm	W	dBm	W	
WCDMA	4132	826.4	19.05	0.080	38.5	7	PASS
	4182	836.4	19.09	0.081			PASS
	4233	846.6	19.06	0.081			PASS
HSDPA	4132	826.4	19.00	0.079	38.5	7	PASS
	4182	836.4	18.89	0.077			PASS
	4233	846.6	18.86	0.077			PASS
DC-HSDPA	4132	826.4	18.84	0.077	38.5	7	PASS
	4182	836.4	18.67	0.074			PASS
	4233	846.6	18.68	0.074			PASS
HSUPA	4132	826.4	19.06	0.081	38.5	7	PASS
	4182	836.4	19.05	0.080			PASS
	4233	846.6	18.99	0.079			PASS
HSPA+	4132	826.4	17.39	0.055	38.5	7	PASS
	4182	836.4	17.26	0.053			PASS
	4233	846.6	17.25	0.053			PASS

**Note 1:** For the HSDPA and HSUPA mode, all the subtests were tested and just the worst data were recorded in this report.





WCDMA Band IV							
Band	Channel	Frequency (MHz)	Measured E.I.R.P.		Limit		Verdict
			dBm	W	dBm	W	
WCDMA	1312	1712.4	20.25	0.106	30	1	PASS
	1413	1732.6	20.29	0.107			PASS
	1513	1752.6	20.23	0.105			PASS
HSDPA	1312	1712.4	19.96	0.099	30	1	PASS
	1413	1732.6	20.01	0.100			PASS
	1513	1752.6	20.03	0.101			PASS
DC-HSDPA	1312	1712.4	20.13	0.103	30	1	PASS
	1413	1732.6	20.25	0.106			PASS
	1513	1752.6	20.25	0.106			PASS
HSUPA	1312	1712.4	20.08	0.102	30	1	PASS
	1413	1732.6	20.10	0.102			PASS
	1513	1752.6	20.11	0.103			PASS
HSPA+	1312	1712.4	17.84	0.061	30	1	PASS
	1413	1732.6	17.99	0.063			PASS
	1513	1752.6	17.93	0.062			PASS

**Note 1:** For the HSDPA and HSUPA mode, all the subtests were tested and just the worst data were recorded in this report.





WCDMA Band II							
Band	Channel	Frequency (MHz)	Measured E.I.R.P.		Limit		Verdict
			dBm	W	dBm	W	
WCDMA	9262	1852.4	21.28	0.134	33	2	PASS
	9400	1880.0	21.32	0.136			PASS
	9538	1907.6	21.31	0.135			PASS
HSDPA	9262	1852.4	21.07	0.128	33	2	PASS
	9400	1880.0	21.21	0.132			PASS
	9538	1907.6	21.25	0.133			PASS
DC-HSDPA	9262	1852.4	21.28	0.134	33	2	PASS
	9400	1880.0	21.26	0.134			PASS
	9538	1907.6	21.23	0.133			PASS
HSUPA	9262	1852.4	21.23	0.133	33	2	PASS
	9400	1880.0	21.17	0.131			PASS
	9538	1907.6	20.99	0.126			PASS
HSPA+	9262	1852.4	19.90	0.098	33	2	PASS
	9400	1880.0	19.82	0.096			PASS
	9538	1907.6	19.75	0.094			PASS

**Note 1:** For the HSDPA and HSUPA mode, all the subtests were tested and just the worst data were recorded in this report.





**Bottom Antenna**

GSM850								
Band	Channel	Frequency (MHz)	PCL	Measured E.R.P.		Limit		Verdict
				dBm	W	dBm	W	
GSM	128	824.20	5	28.85	0.767	38.5	7	PASS
	189	836.40	5	28.86	0.769			PASS
	251	848.80	5	28.82	0.762			PASS
GPRS	128	824.20	5	28.82	0.762	38.5	7	PASS
	189	836.40	5	28.83	0.764			PASS
	251	848.80	5	28.79	0.757			PASS
EDGE	128	824.20	5	22.26	0.168	38.5	7	PASS
	189	836.40	5	22.30	0.170			PASS
	251	848.80	5	22.21	0.166			PASS

**Note 1:** For the GPRS and EDGE mode, all the slots were tested and just the worst data were recorded in this report.

GSM1900								
Band	Channel	Frequency (MHz)	PCL	Measured E.I.R.P.		Limit		Verdict
				dBm	W	dBm	W	
GSM	512	1850.2	0	31.39	1.377	33	2	PASS
	661	1880.0	0	31.40	1.380			PASS
	810	1909.8	0	31.33	1.358			PASS
GPRS	512	1850.2	0	31.36	1.368	33	2	PASS
	661	1880.0	0	31.38	1.374			PASS
	810	1909.8	0	31.28	1.343			PASS
EDGE	512	1850.2	0	27.84	0.608	33	2	PASS
	661	1880.0	0	27.89	0.615			PASS
	810	1909.8	0	27.81	0.604			PASS

**Note 1:** For the GPRS and EDGE mode, all the slots were tested and just the worst data were recorded in this report.





WCDMA Band V							
Band	Channel	Frequency (MHz)	Measured E.R.P.		Limit		Verdict
			dBm	W	dBm	W	
WCDMA	4132	826.4	19.25	0.084	38.5	7	PASS
	4182	836.4	19.29	0.085			PASS
	4233	846.6	19.26	0.084			PASS
HSDPA	4132	826.4	19.20	0.083	38.5	7	PASS
	4182	836.4	19.09	0.081			PASS
	4233	846.6	19.06	0.081			PASS
DC-HSDPA	4132	826.4	19.04	0.080	38.5	7	PASS
	4182	836.4	18.87	0.077			PASS
	4233	846.6	18.88	0.077			PASS
HSUPA	4132	826.4	19.26	0.084	38.5	7	PASS
	4182	836.4	19.25	0.084			PASS
	4233	846.6	19.19	0.083			PASS
HSPA+	4132	826.4	17.59	0.057	38.5	7	PASS
	4182	836.4	17.46	0.056			PASS
	4233	846.6	17.45	0.056			PASS

**Note 1:** For the HSDPA and HSUPA mode, all the subtests were tested and just the worst data were recorded in this report.





WCDMA Band IV							
Band	Channel	Frequency (MHz)	Measured E.I.R.P.		Limit		Verdict
			dBm	W	dBm	W	
WCDMA	1312	1712.4	22.65	0.184	30	1	PASS
	1413	1732.6	22.69	0.186			PASS
	1513	1752.6	22.63	0.183			PASS
HSDPA	1312	1712.4	22.36	0.172	30	1	PASS
	1413	1732.6	22.41	0.174			PASS
	1513	1752.6	22.43	0.175			PASS
DC-HSDPA	1312	1712.4	22.53	0.179	30	1	PASS
	1413	1732.6	22.65	0.184			PASS
	1513	1752.6	22.65	0.184			PASS
HSUPA	1312	1712.4	22.48	0.177	30	1	PASS
	1413	1732.6	22.50	0.178			PASS
	1513	1752.6	22.51	0.178			PASS
HSPA+	1312	1712.4	20.24	0.106	30	1	PASS
	1413	1732.6	20.39	0.109			PASS
	1513	1752.6	20.33	0.108			PASS

**Note 1:** For the HSDPA and HSUPA mode, all the subtests were tested and just the worst data were recorded in this report.





WCDMA Band II							
Band	Channel	Frequency (MHz)	Measured E.I.R.P.		Limit		Verdict
			dBm	W	dBm	W	
WCDMA	9262	1852.4	24.48	0.281	33	2	PASS
	9400	1880.0	24.52	0.283			PASS
	9538	1907.6	24.51	0.282			PASS
HSDPA	9262	1852.4	24.27	0.267	33	2	PASS
	9400	1880.0	24.41	0.276			PASS
	9538	1907.6	24.45	0.279			PASS
DC-HSDPA	9262	1852.4	24.48	0.281	33	2	PASS
	9400	1880.0	24.46	0.279			PASS
	9538	1907.6	24.43	0.277			PASS
HSUPA	9262	1852.4	24.43	0.277	33	2	PASS
	9400	1880.0	24.37	0.274			PASS
	9538	1907.6	24.19	0.262			PASS
HSPA+	9262	1852.4	23.10	0.204	33	2	PASS
	9400	1880.0	23.02	0.200			PASS
	9538	1907.6	22.95	0.197			PASS

**Note 1:** For the HSDPA and HSUPA mode, all the subtests were tested and just the worst data were recorded in this report.

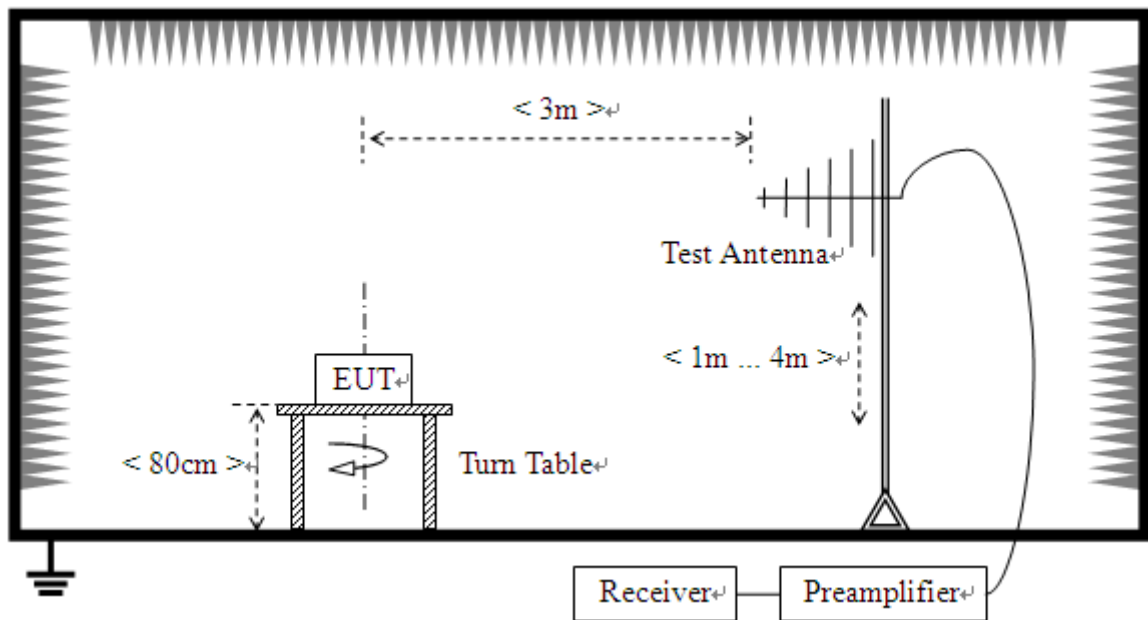


## 2.8. Radiated Out of Band Emissions

### 2.8.1. Requirement

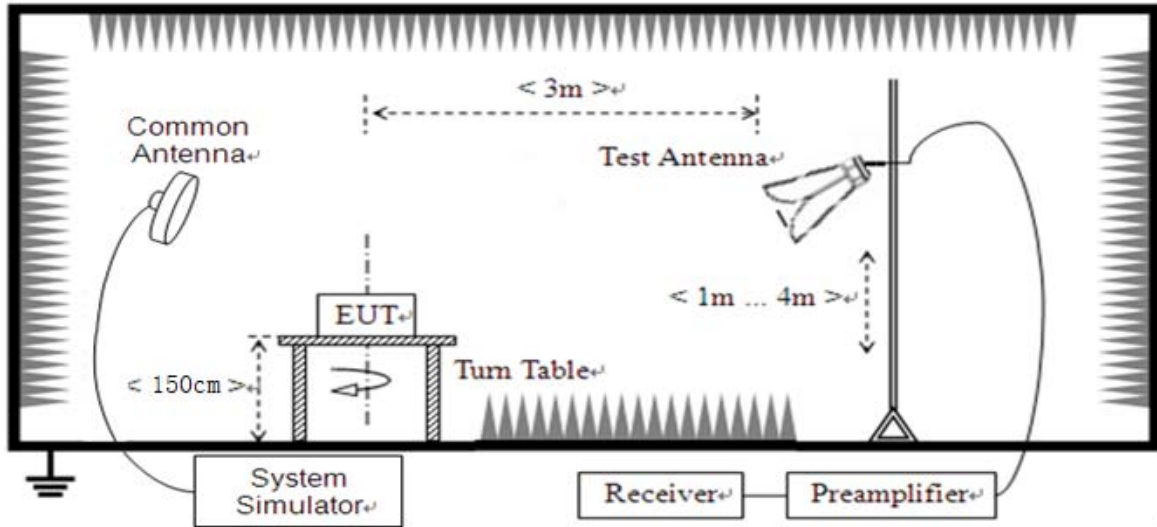
The power of any emission outside of the authorized operating frequency ranges must be attenuated below the transmitting power (P) by a factor of at least  $43+10*\log(P)$ dB. This calculated to be -13dBm. The measurement frequency range is from 30MHz to the 10th harmonic of the fundamental frequency.

### 2.8.2. Test Description



(For the test frequency from 30MHz to 1GHz)





(For the test frequency above 1GHz)

The EUT is located in a 3m Full-Anechoic Chamber, the cable loss, air loss and so on of the site as factors are pre-calibrated using the "Substitution" method, and calculated to correct the reading. A call is established between the EUT and the SS via a Common Antenna. The EUT is commanded by the SS to operate at the maximum and minimum output power and only the test result of the maximum output power was recorded.

In the frequency range above 30MHz, Bi-Log Test Antenna (30MHz to 1GHz) and Horn Test Antenna (above 1GHz) are used. Test Antenna is 3m away from the EUT. Test Antenna height is varied from 1m to 4m above the ground and the Turn Table is actuated to turn from 0° to 360° to determine the maximum value of the radiated power. The emission levels at both horizontal and vertical polarizations should be tested. The Filters consists of Notch Filters and High Pass Filter.

**Note:** When doing measurements above 1GHz, the EUT has been within the 3dB cone width of the horn antenna during horizontal antenna.

### 2.8.3. Test Procedure

For measurements below 1 GHz the resolution bandwidth is set to 100 kHz for peak detection measurements.

For measurements above 1GHz the resolution bandwidth is set to 1MHz, the video band width is set to 3MHz for peak measurements.



#### 2.8.4. Test Result

The measurement frequency range is from 30MHz to the 10th harmonic of the fundamental frequency. The Turn Table is actuated to turn from 0° to 360°, and both horizontal and vertical polarizations of the Test Antenna are used to find the maximum radiated power. The lowest, middle and highest channels are tested to verify the out of band emissions.

The substitution corrections are obtained as described below:

$$A_{\text{SUBST}} = P_{\text{SUBST\_TX}} - P_{\text{SUBST\_RX}} - L_{\text{SUBST\_CABLES}} + G_{\text{SUBST\_TX\_ANT}}$$

$$A_{\text{TOT}} = L_{\text{CABLES}} + A_{\text{SUBST}}$$

Where  $A_{\text{SUBST}}$  is the final substitution correction including receive antenna gain.

$P_{\text{SUBST\_TX}}$  is signal generator level,

$P_{\text{SUBST\_RX}}$  is receiver level,

$L_{\text{SUBST\_CABLES}}$  is cable losses including TX cable,

$G_{\text{SUBST\_TX\_ANT}}$  is substitution antenna gain.

$A_{\text{TOT}}$  is total correction factor including cable loss and substitution correction

During the test, the data of  $A_{\text{TOT}}$  was added in the test spectrum analyze, so spectrum analyze reading is the final values which contain the data of  $A_{\text{TOT}}$ .

**Note1:** The power of the EUT transmitting frequency should be ignored.

**Note2:** All test mode and condition mentioned were considered and evaluated respectively by performing full test, only the worst data were recorded and reported.

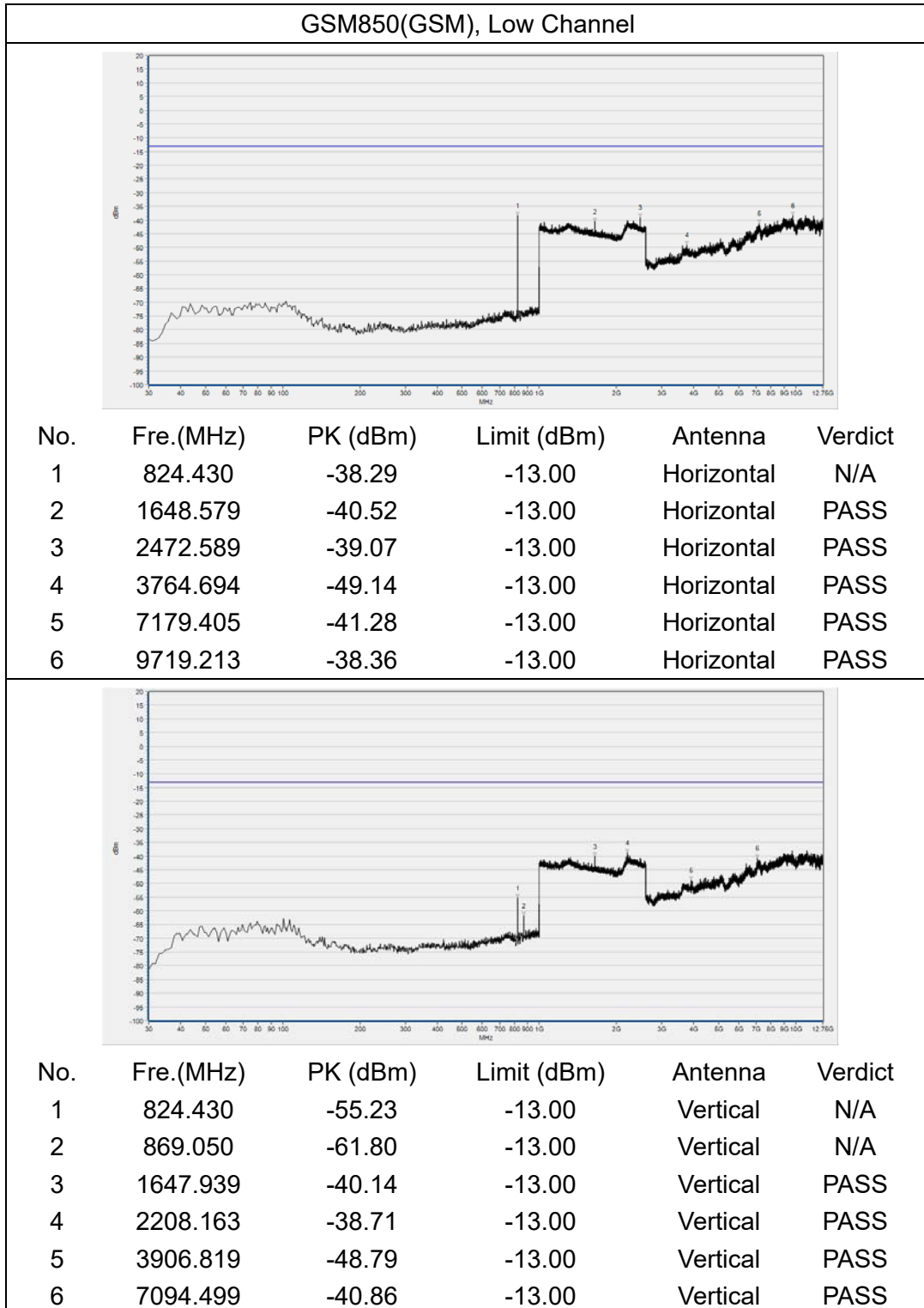
**Note3:** All spurious emission tests were performed in X, Y, Z axis direction. And only the worst axis test condition was recorded in this test report.

**Note4:** N/A means the frequency is the basic frequency or the base station frequency, they are no need to verdict.

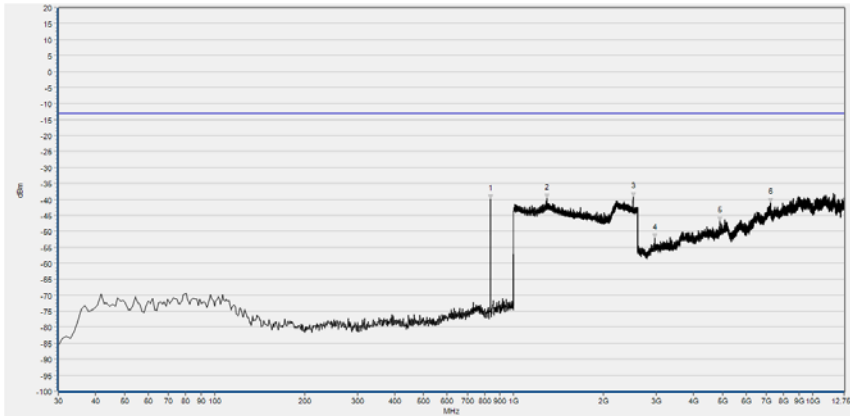




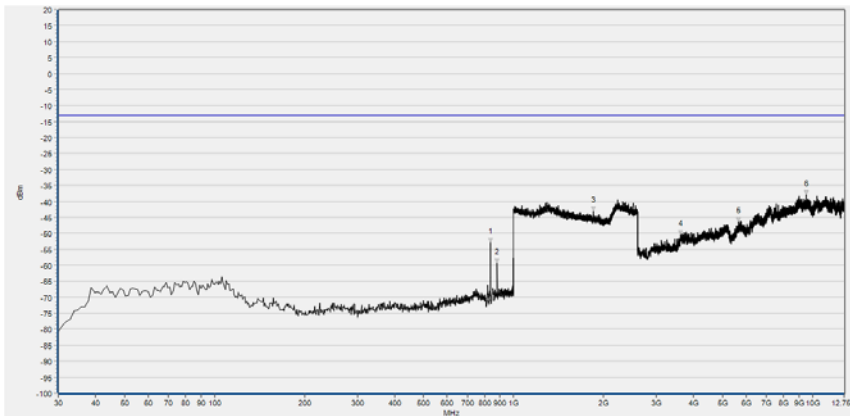
Top Antenna



GSM850(GSM), Mid Channel



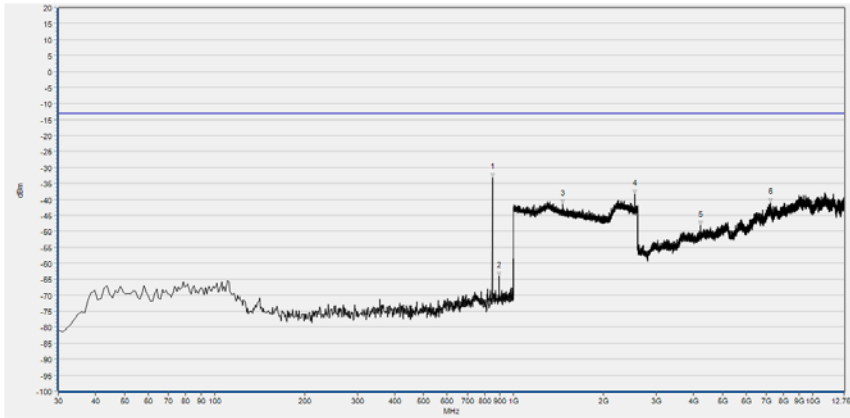
No.	Fre.(MHz)	PK (dBm)	Limit (dBm)	Antenna	Verdict
1	836.070	-39.79	-13.00	Horizontal	N/A
2	1293.237	-39.67	-13.00	Horizontal	PASS
3	2509.084	-39.28	-13.00	Horizontal	PASS
4	2971.004	-52.08	-13.00	Horizontal	PASS
5	4903.546	-46.84	-13.00	Horizontal	PASS
6	7229.242	-40.97	-13.00	Horizontal	PASS



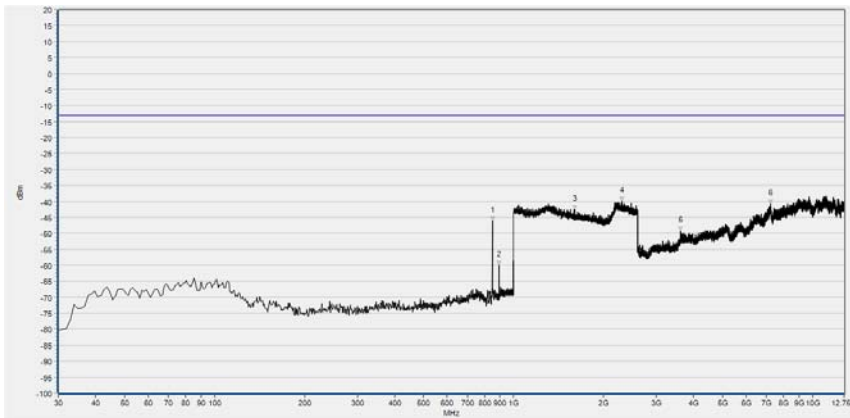
No.	Fre.(MHz)	PK (dBm)	Limit (dBm)	Antenna	Verdict
1	836.070	-52.79	-13.00	Vertical	N/A
2	881.660	-59.34	-13.00	Vertical	N/A
3	1847.699	-43.04	-13.00	Vertical	PASS
4	3620.722	-50.38	-13.00	Vertical	PASS
5	5662.166	-46.27	-13.00	Vertical	PASS
6	9543.863	-37.97	-13.00	Vertical	PASS



GSM850(GSM), High Channel



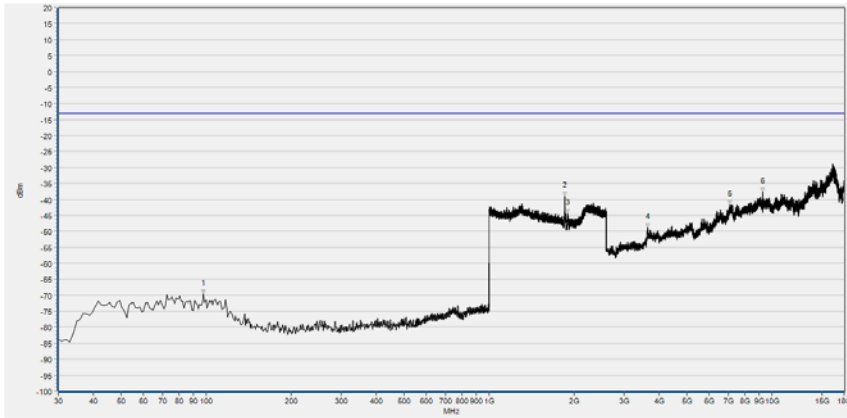
No.	Fre.(MHz)	PK (dBm)	Limit (dBm)	Antenna	Verdict
1	848.680	-33.29	-13.00	Horizontal	N/A
2	894.270	-63.96	-13.00	Horizontal	N/A
3	1460.344	-41.46	-13.00	Horizontal	PASS
4	2546.218	-38.41	-13.00	Horizontal	PASS
5	4226.141	-48.19	-13.00	Horizontal	PASS
6	7214.475	-41.04	-13.00	Horizontal	PASS



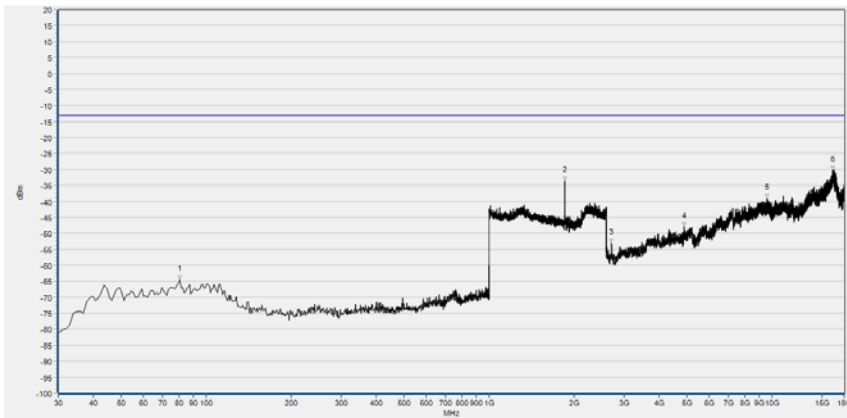
No.	Fre.(MHz)	PK (dBm)	Limit (dBm)	Antenna	Verdict
1	848.680	-46.24	-13.00	Vertical	N/A
2	894.270	-60.04	-13.00	Vertical	N/A
3	1603.121	-42.50	-13.00	Vertical	PASS
4	2303.561	-39.93	-13.00	Vertical	PASS
5	3617.030	-49.36	-13.00	Vertical	PASS
6	7240.316	-40.89	-13.00	Vertical	PASS



GSM1900(GSM), Low Channel



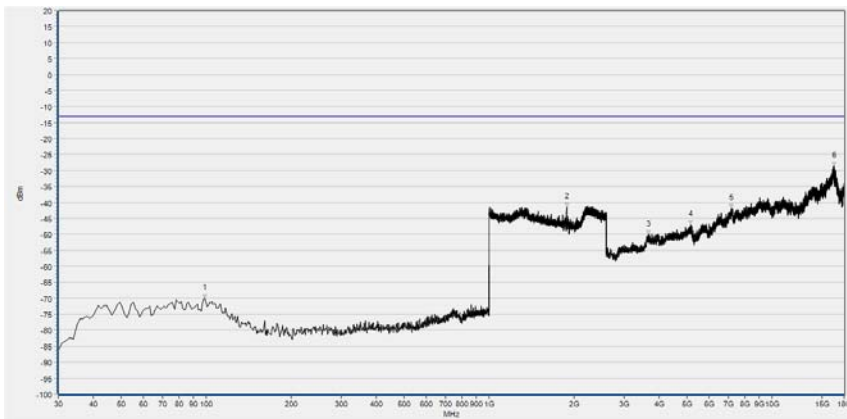
No.	Fre.(MHz)	PK (dBm)	Limit (dBm)	Antenna	Verdict
1	97.900	-69.72	-13.00	Horizontal	PASS
2	1850.260	-39.04	-13.00	Horizontal	N/A
3	1895.718	-44.35	-13.00	Horizontal	N/A
4	3638.989	-48.87	-13.00	Horizontal	PASS
5	7108.820	-41.68	-13.00	Horizontal	PASS
6	9279.214	-37.73	-13.00	Horizontal	PASS



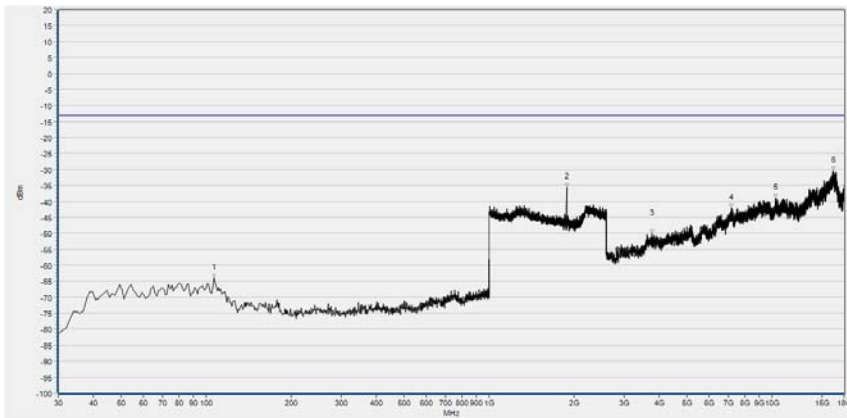
No.	Fre.(MHz)	PK (dBm)	Limit (dBm)	Antenna	Verdict
1	80.440	-64.38	-13.00	Vertical	PASS
2	1850.260	-33.55	-13.00	Vertical	N/A
3	2709.220	-53.17	-13.00	Vertical	PASS
4	4893.617	-48.01	-13.00	Vertical	PASS
5	9626.478	-38.88	-13.00	Vertical	PASS
6	16420.513	-30.34	-13.00	Vertical	PASS



GSM1900(GSM), Mid Channel



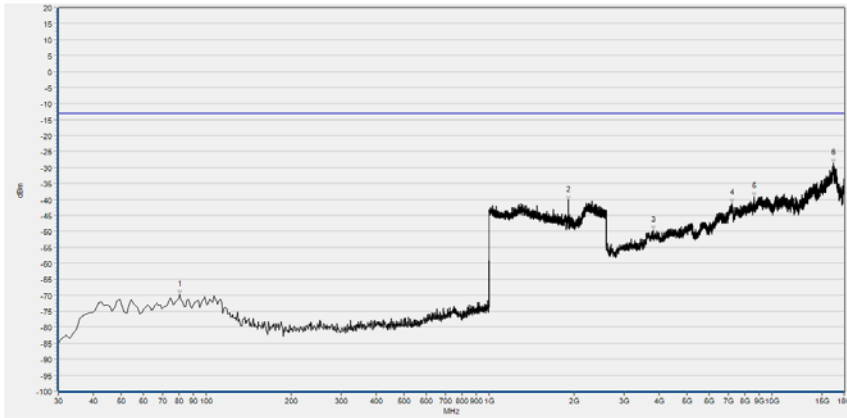
No.	Fre.(MHz)	PK (dBm)	Limit (dBm)	Antenna	Verdict
1	98.870	-70.02	-13.00	Horizontal	PASS
2	1879.712	-41.42	-13.00	Horizontal	N/A
3	3650.191	-50.17	-13.00	Horizontal	PASS
4	5156.865	-47.09	-13.00	Horizontal	PASS
5	7184.434	-41.85	-13.00	Horizontal	PASS
6	16549.336	-28.78	-13.00	Horizontal	PASS



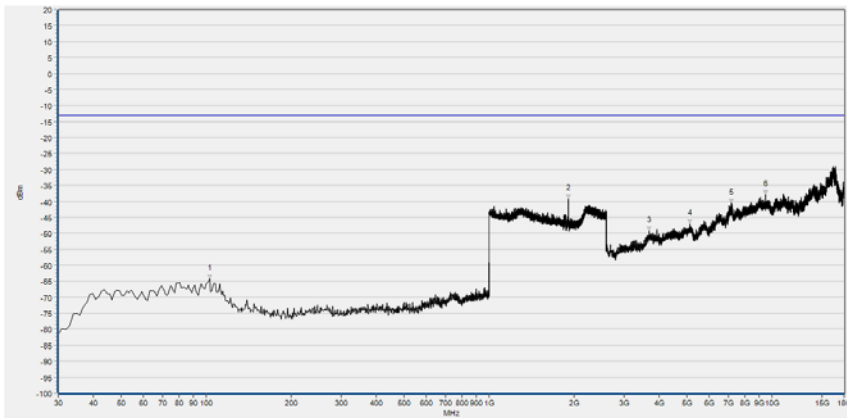
No.	Fre.(MHz)	PK (dBm)	Limit (dBm)	Antenna	Verdict
1	106.630	-63.97	-13.00	Vertical	PASS
2	1879.712	-35.61	-13.00	Vertical	N/A
3	3756.610	-50.15	-13.00	Vertical	PASS
4	7178.833	-42.23	-13.00	Vertical	PASS
5	10312.602	-38.89	-13.00	Vertical	PASS
6	16538.134	-30.50	-13.00	Vertical	PASS



GSM1900(GSM), High Channel



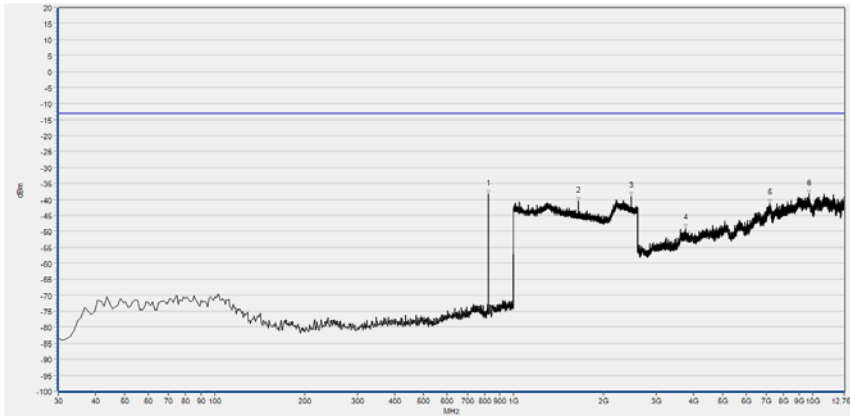
No.	Fre.(MHz)	PK (dBm)	Limit (dBm)	Antenna	Verdict
1	80.440	-69.91	-13.00	Horizontal	PASS
2	1909.164	-40.28	-13.00	Horizontal	N/A
3	3801.418	-49.74	-13.00	Horizontal	PASS
4	7232.042	-41.18	-13.00	Horizontal	PASS
5	8629.496	-39.25	-13.00	Horizontal	PASS
6	16532.533	-28.78	-13.00	Horizontal	PASS



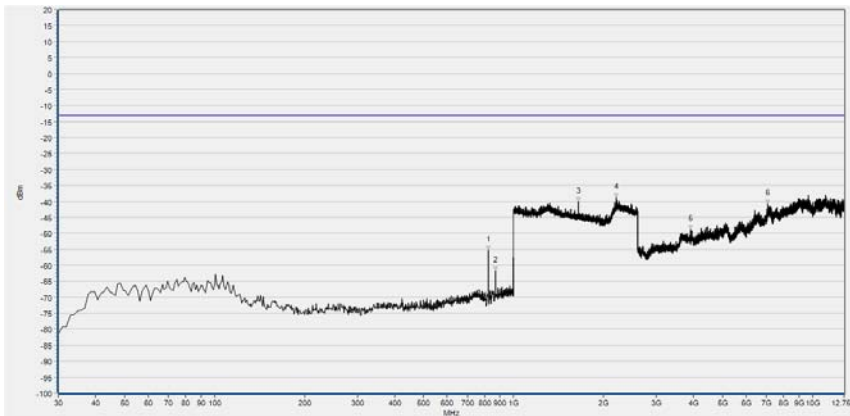
No.	Fre.(MHz)	PK (dBm)	Limit (dBm)	Antenna	Verdict
1	102.750	-64.31	-13.00	Vertical	PASS
2	1909.804	-39.24	-13.00	Vertical	N/A
3	3689.398	-49.26	-13.00	Vertical	PASS
4	5140.062	-47.10	-13.00	Vertical	PASS
5	7178.833	-40.64	-13.00	Vertical	PASS
6	9489.253	-37.96	-13.00	Vertical	PASS



GSM850(EDGE), Low Channel



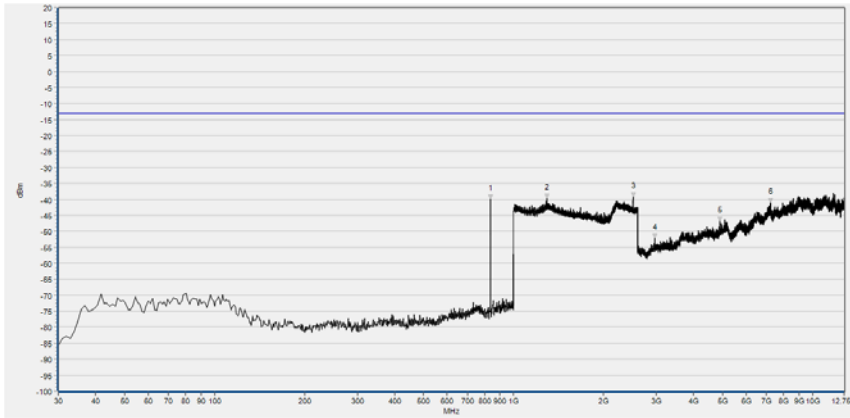
No.	Fre.(MHz)	PK (dBm)	Limit (dBm)	Antenna	Verdict
1	824.430	-38.29	-13.00	Horizontal	N/A
2	1648.579	-40.52	-13.00	Horizontal	PASS
3	2472.589	-39.07	-13.00	Horizontal	PASS
4	3764.694	-49.14	-13.00	Horizontal	PASS
5	7179.405	-41.28	-13.00	Horizontal	PASS
6	9719.213	-38.36	-13.00	Horizontal	PASS



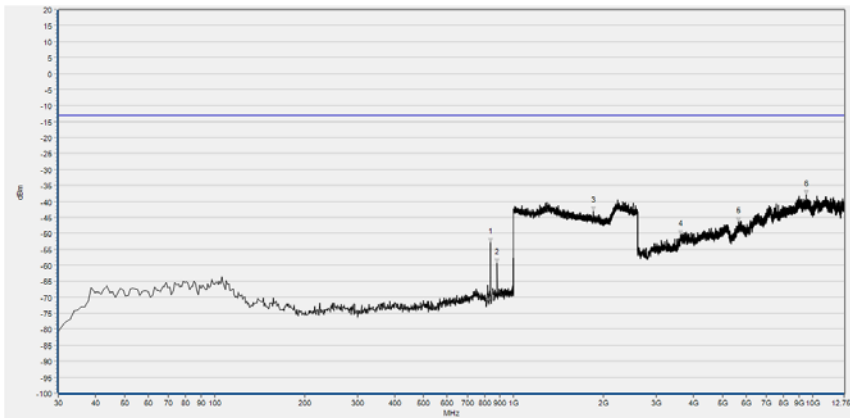
No.	Fre.(MHz)	PK (dBm)	Limit (dBm)	Antenna	Verdict
1	824.430	-55.23	-13.00	Vertical	N/A
2	869.050	-61.80	-13.00	Vertical	N/A
3	1647.939	-40.14	-13.00	Vertical	PASS
4	2208.163	-38.71	-13.00	Vertical	PASS
5	3906.819	-48.79	-13.00	Vertical	PASS
6	7094.499	-40.86	-13.00	Vertical	PASS



GSM850(EDGE), Mid Channel



No.	Fre.(MHz)	PK (dBm)	Limit (dBm)	Antenna	Verdict
1	836.070	-39.79	-13.00	Horizontal	N/A
2	1293.237	-39.67	-13.00	Horizontal	PASS
3	2509.084	-39.28	-13.00	Horizontal	PASS
4	2971.004	-52.08	-13.00	Horizontal	PASS
5	4903.546	-46.84	-13.00	Horizontal	PASS
6	7229.242	-40.97	-13.00	Horizontal	PASS

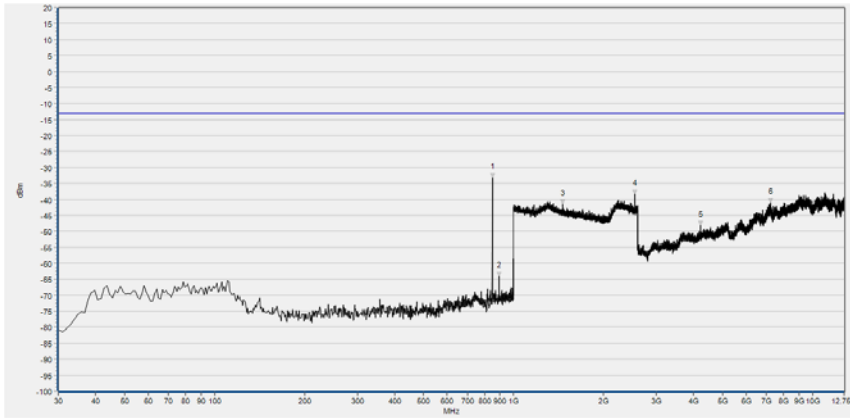


No.	Fre.(MHz)	PK (dBm)	Limit (dBm)	Antenna	Verdict
1	836.070	-52.79	-13.00	Vertical	N/A
2	881.660	-59.34	-13.00	Vertical	N/A
3	1847.699	-43.04	-13.00	Vertical	PASS
4	3620.722	-50.38	-13.00	Vertical	PASS
5	5662.166	-46.27	-13.00	Vertical	PASS
6	9543.863	-37.97	-13.00	Vertical	PASS

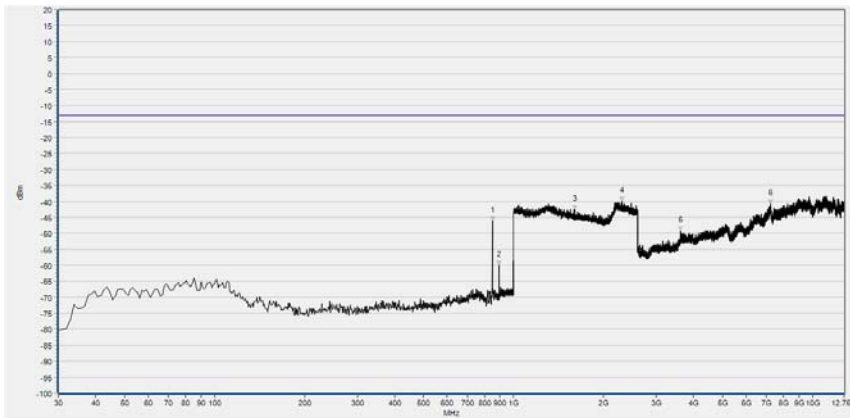




GSM850(EDGE), High Channel



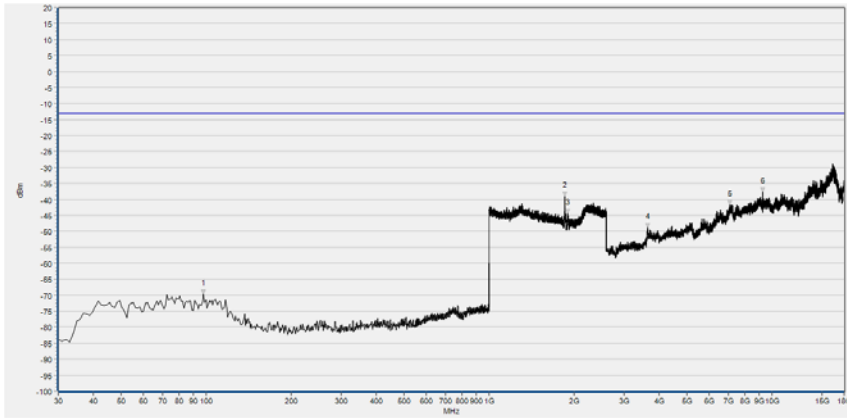
No.	Fre.(MHz)	PK (dBm)	Limit (dBm)	Antenna	Verdict
1	848.680	-33.29	-13.00	Horizontal	N/A
2	894.270	-63.96	-13.00	Horizontal	N/A
3	1460.344	-41.46	-13.00	Horizontal	PASS
4	2546.218	-38.41	-13.00	Horizontal	PASS
5	4226.141	-48.19	-13.00	Horizontal	PASS
6	7214.475	-41.04	-13.00	Horizontal	PASS



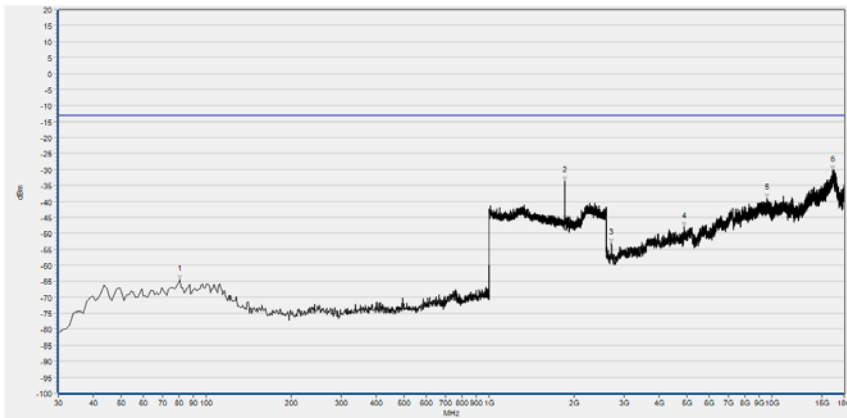
No.	Fre.(MHz)	PK (dBm)	Limit (dBm)	Antenna	Verdict
1	848.680	-46.24	-13.00	Vertical	N/A
2	894.270	-60.04	-13.00	Vertical	N/A
3	1603.121	-42.50	-13.00	Vertical	PASS
4	2303.561	-39.93	-13.00	Vertical	PASS
5	3617.030	-49.36	-13.00	Vertical	PASS
6	7240.316	-40.89	-13.00	Vertical	PASS



GSM1900(EDGE), Low Channel



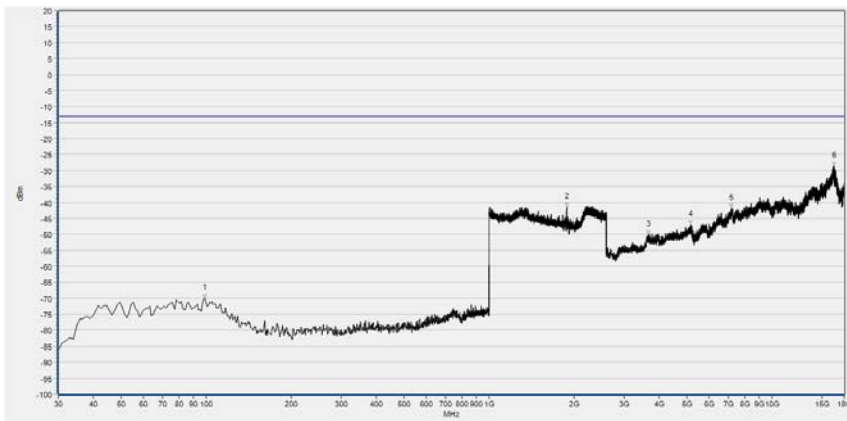
No.	Fre.(MHz)	PK (dBm)	Limit (dBm)	Antenna	Verdict
1	97.900	-69.72	-13.00	Horizontal	PASS
2	1850.260	-39.04	-13.00	Horizontal	N/A
3	1895.718	-44.35	-13.00	Horizontal	N/A
4	3638.989	-48.87	-13.00	Horizontal	PASS
5	7108.820	-41.68	-13.00	Horizontal	PASS
6	9279.214	-37.73	-13.00	Horizontal	PASS



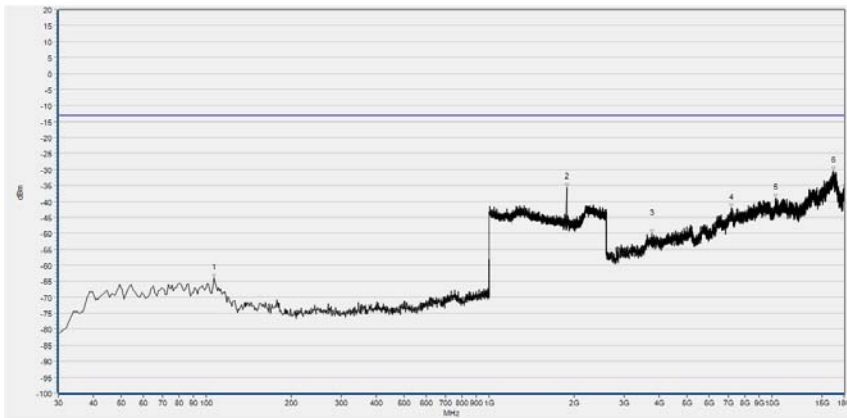
No.	Fre.(MHz)	PK (dBm)	Limit (dBm)	Antenna	Verdict
1	80.440	-64.38	-13.00	Vertical	PASS
2	1850.260	-33.55	-13.00	Vertical	N/A
3	2709.220	-53.17	-13.00	Vertical	PASS
4	4893.617	-48.01	-13.00	Vertical	PASS
5	9626.478	-38.88	-13.00	Vertical	PASS
6	16420.513	-30.34	-13.00	Vertical	PASS



GSM1900(EDGE), Mid Channel



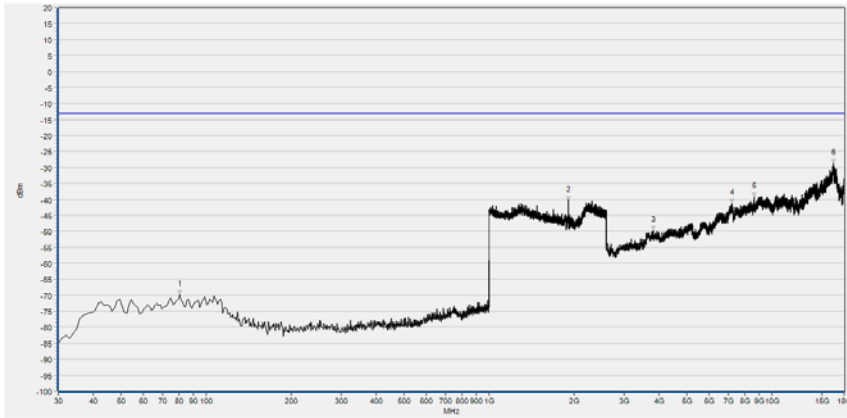
No.	Fre.(MHz)	PK (dBm)	Limit (dBm)	Antenna	Verdict
1	98.870	-70.02	-13.00	Horizontal	PASS
2	1879.712	-41.42	-13.00	Horizontal	N/A
3	3650.191	-50.17	-13.00	Horizontal	PASS
4	5156.865	-47.09	-13.00	Horizontal	PASS
5	7184.434	-41.85	-13.00	Horizontal	PASS
6	16549.336	-28.78	-13.00	Horizontal	PASS



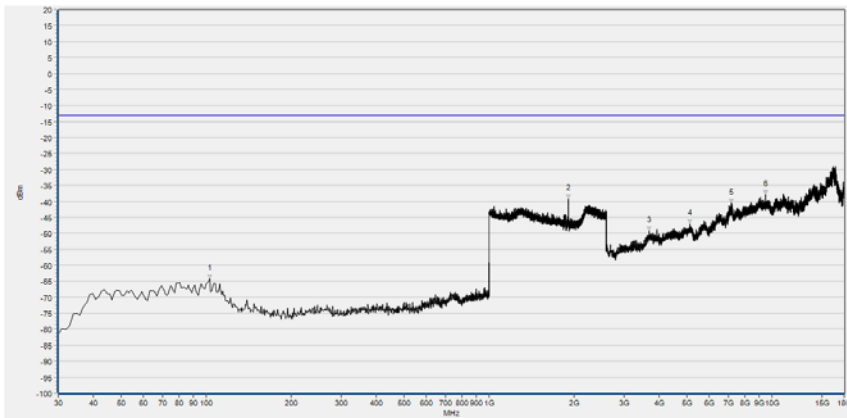
No.	Fre.(MHz)	PK (dBm)	Limit (dBm)	Antenna	Verdict
1	106.630	-63.97	-13.00	Vertical	PASS
2	1879.712	-35.61	-13.00	Vertical	N/A
3	3756.610	-50.15	-13.00	Vertical	PASS
4	7178.833	-42.23	-13.00	Vertical	PASS
5	10312.602	-38.89	-13.00	Vertical	PASS
6	16538.134	-30.50	-13.00	Vertical	PASS



GSM1900(EDGD), High Channel



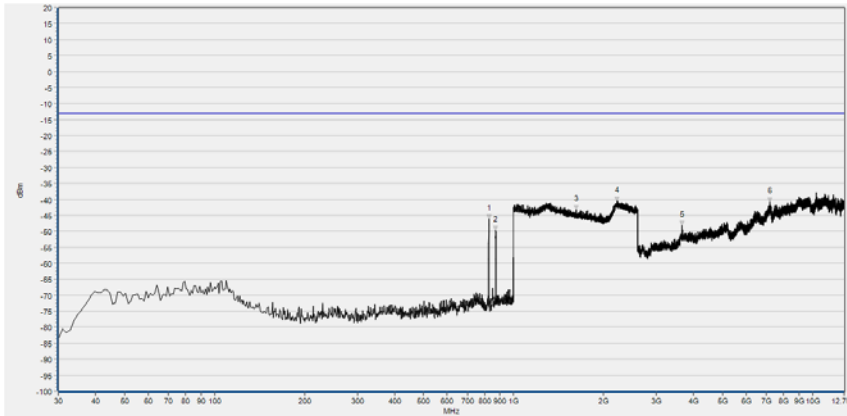
No.	Fre.(MHz)	PK (dBm)	Limit (dBm)	Antenna	Verdict
1	80.440	-69.91	-13.00	Horizontal	PASS
2	1909.164	-40.28	-13.00	Horizontal	N/A
3	3801.418	-49.74	-13.00	Horizontal	PASS
4	7232.042	-41.18	-13.00	Horizontal	PASS
5	8629.496	-39.25	-13.00	Horizontal	PASS
6	16532.533	-28.78	-13.00	Horizontal	PASS



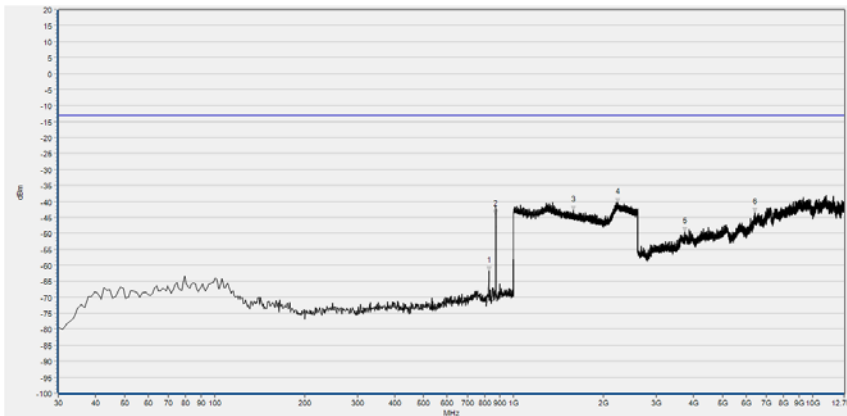
No.	Fre.(MHz)	PK (dBm)	Limit (dBm)	Antenna	Verdict
1	102.750	-64.31	-13.00	Vertical	PASS
2	1909.804	-39.24	-13.00	Vertical	N/A
3	3689.398	-49.26	-13.00	Vertical	PASS
4	5140.062	-47.10	-13.00	Vertical	PASS
5	7178.833	-40.64	-13.00	Vertical	PASS
6	9489.253	-37.96	-13.00	Vertical	PASS



WCDMA Band V(WCDMA), Low Channel



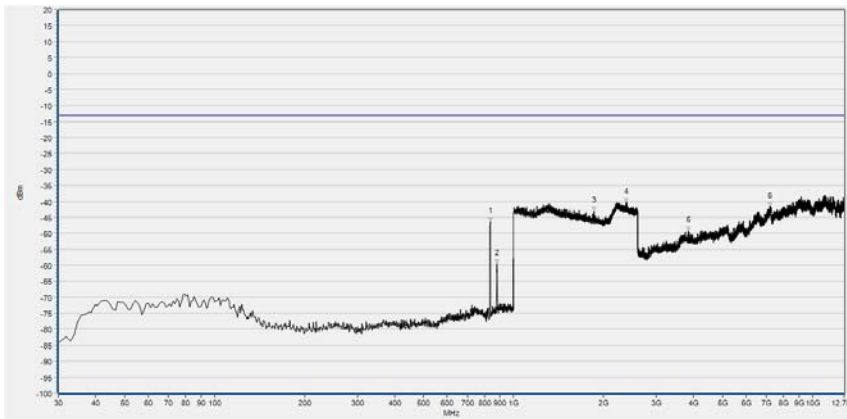
No.	Fre.(MHz)	PK (dBm)	Limit (dBm)	Antenna	Verdict
1	827.340	-46.13	-13.00	Horizontal	N/A
2	871.960	-49.67	-13.00	Horizontal	N/A
3	1619.128	-43.32	-13.00	Horizontal	PASS
4	2216.487	-40.52	-13.00	Horizontal	PASS
5	3659.484	-48.22	-13.00	Horizontal	PASS
6	7197.863	-40.76	-13.00	Horizontal	PASS



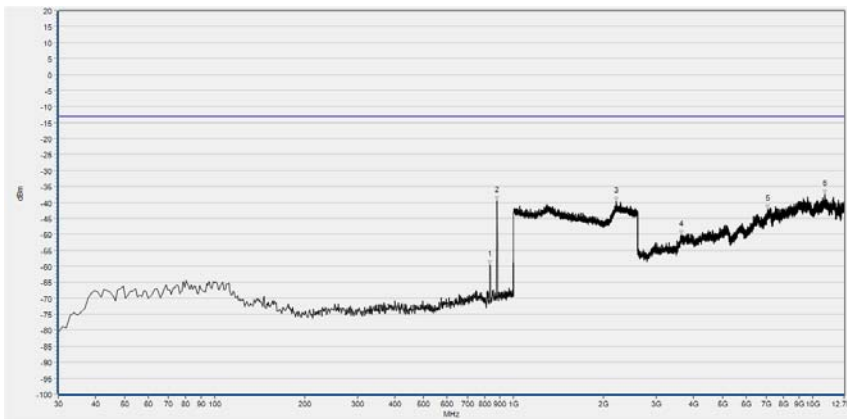
No.	Fre.(MHz)	PK (dBm)	Limit (dBm)	Antenna	Verdict
1	827.340	-61.71	-13.00	Vertical	N/A
2	869.050	-44.13	-13.00	Vertical	N/A
3	1587.755	-42.88	-13.00	Vertical	PASS
4	2228.651	-40.43	-13.00	Vertical	PASS
5	3742.544	-49.41	-13.00	Vertical	PASS
6	6420.786	-43.57	-13.00	Vertical	PASS



WCDMA Band V(WCDMA), Mid Channel



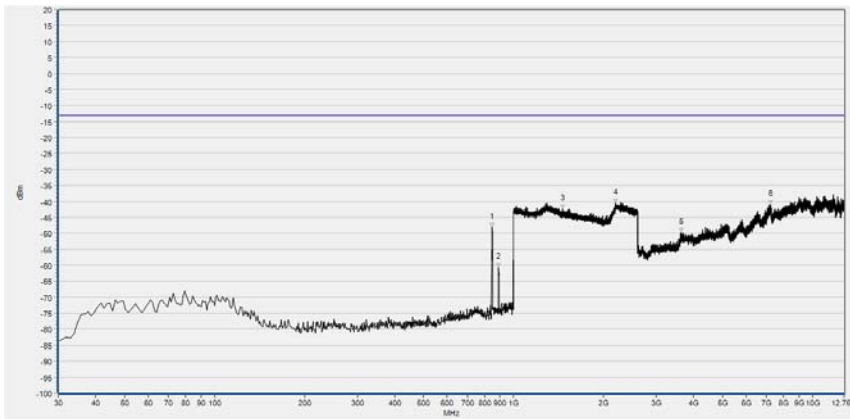
No.	Fre.(MHz)	PK (dBm)	Limit (dBm)	Antenna	Verdict
1	835.100	-46.42	-13.00	Horizontal	N/A
2	879.720	-59.49	-13.00	Horizontal	N/A
3	1860.504	-42.95	-13.00	Horizontal	PASS
4	2374.630	-40.42	-13.00	Horizontal	PASS
5	3849.600	-49.34	-13.00	Horizontal	PASS
6	7210.784	-41.63	-13.00	Horizontal	PASS



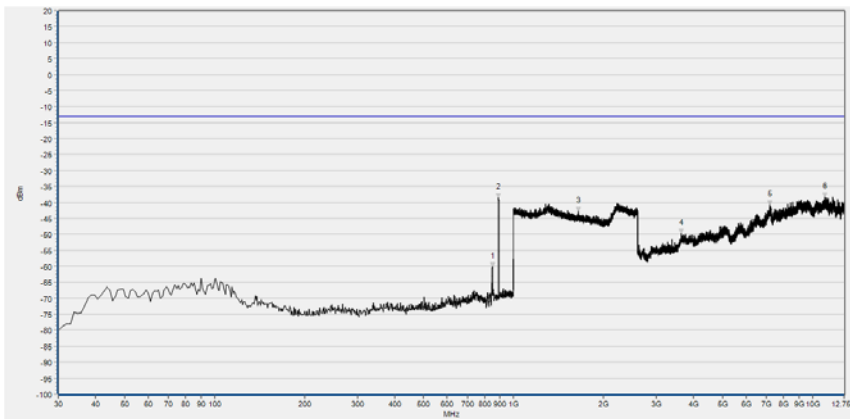
No.	Fre.(MHz)	PK (dBm)	Limit (dBm)	Antenna	Verdict
1	834.130	-59.64	-13.00	Vertical	N/A
2	879.720	-39.41	-13.00	Vertical	N/A
3	2203.041	-39.72	-13.00	Vertical	PASS
4	3641.026	-50.23	-13.00	Vertical	PASS
5	7090.807	-42.05	-13.00	Vertical	PASS
6	10966.967	-37.35	-13.00	Vertical	PASS



WCDMA Band V(WCDMA), High Channel



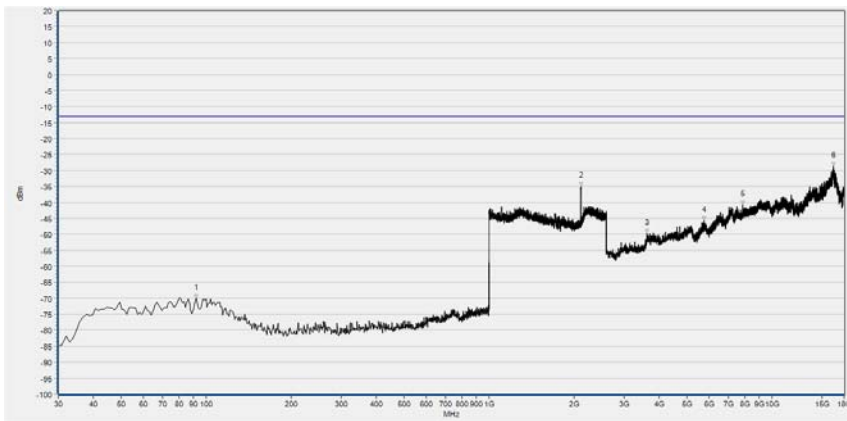
No.	Fre.(MHz)	PK (dBm)	Limit (dBm)	Antenna	Verdict
1	847.710	-48.21	-13.00	Horizontal	N/A
2	891.360	-60.71	-13.00	Horizontal	N/A
3	1457.783	-42.24	-13.00	Horizontal	PASS
4	2196.639	-40.54	-13.00	Horizontal	PASS
5	3644.717	-49.64	-13.00	Horizontal	PASS
6	7236.625	-40.97	-13.00	Horizontal	PASS



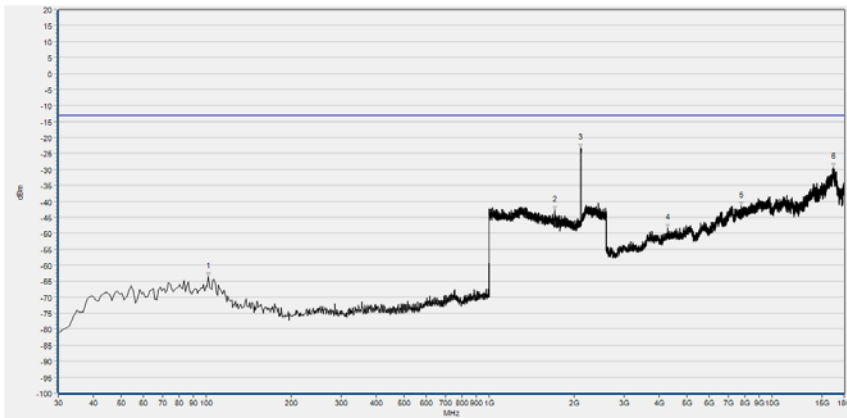
No.	Fre.(MHz)	PK (dBm)	Limit (dBm)	Antenna	Verdict
1	848.680	-60.11	-13.00	Vertical	N/A
2	890.390	-38.62	-13.00	Vertical	N/A
3	1644.098	-42.69	-13.00	Vertical	PASS
4	3644.717	-49.80	-13.00	Vertical	PASS
5	7188.634	-40.87	-13.00	Vertical	PASS
6	10965.121	-38.28	-13.00	Vertical	PASS



WCDMA Band IV(WCDMA), Low Channel



No.	Fre.(MHz)	PK (dBm)	Limit (dBm)	Antenna	Verdict
1	92.080	-69.95	-13.00	Horizontal	PASS
2	2112.125	-35.07	-13.00	Horizontal	N/A
3	3610.984	-49.80	-13.00	Horizontal	PASS
4	5767.376	-45.59	-13.00	Horizontal	PASS
5	7867.758	-40.86	-13.00	Horizontal	PASS
6	16535.334	-28.76	-13.00	Horizontal	PASS

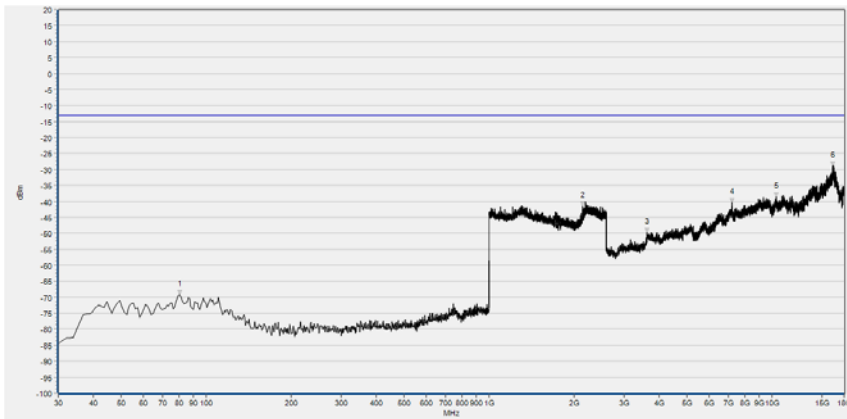


No.	Fre.(MHz)	PK (dBm)	Limit (dBm)	Antenna	Verdict
1	101.780	-63.67	-13.00	Vertical	PASS
2	1711.325	-42.87	-13.00	Vertical	N/A
3	2111.485	-23.44	-13.00	Vertical	N/A
4	4288.707	-48.47	-13.00	Vertical	PASS
5	7786.543	-41.46	-13.00	Vertical	PASS
6	16448.518	-29.49	-13.00	Vertical	PASS

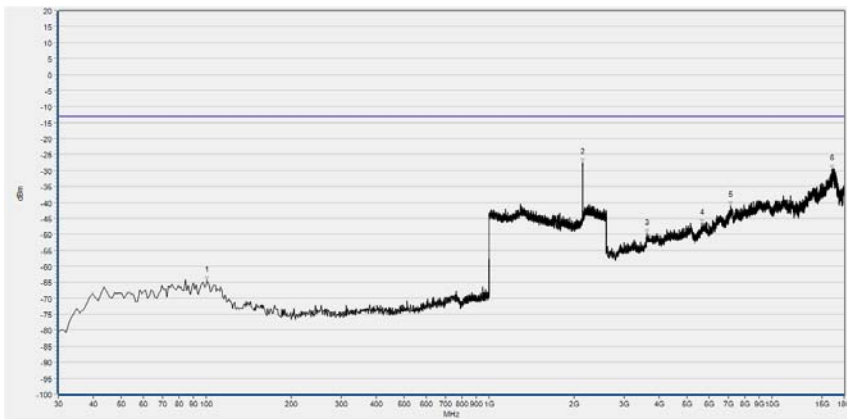




WCDMA Band IV(WCDMA), Mid Channel



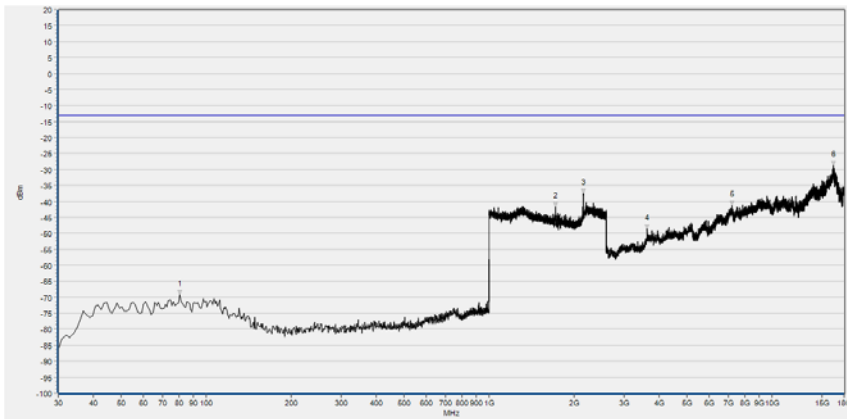
No.	Fre.(MHz)	PK (dBm)	Limit (dBm)	Antenna	Verdict
1	80.440	-69.13	-13.00	Horizontal	PASS
2	2141.577	-41.50	-13.00	Horizontal	N/A
3	3622.186	-49.80	-13.00	Horizontal	PASS
4	7226.441	-40.33	-13.00	Horizontal	PASS
5	10363.011	-38.55	-13.00	Horizontal	PASS
6	16437.316	-28.92	-13.00	Horizontal	PASS



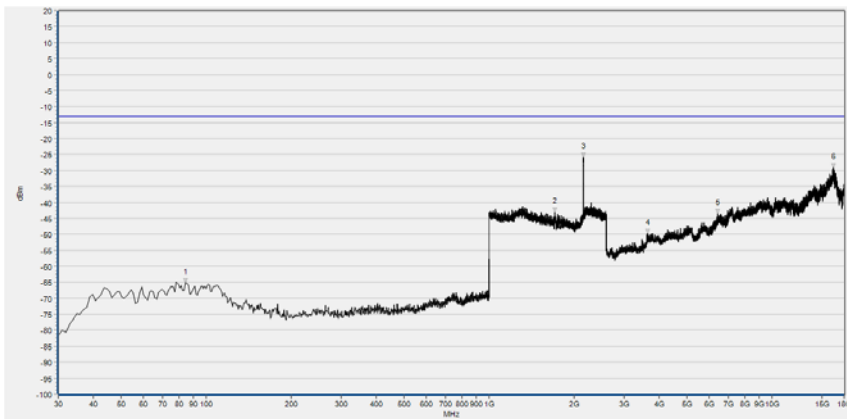
No.	Fre.(MHz)	PK (dBm)	Limit (dBm)	Antenna	Verdict
1	100.810	-64.48	-13.00	Vertical	PASS
2	2139.016	-27.56	-13.00	Vertical	PASS
3	3624.986	-49.82	-13.00	Vertical	PASS
4	5663.757	-46.51	-13.00	Vertical	PASS
5	7159.229	-40.98	-13.00	Vertical	PASS
6	16302.891	-29.50	-13.00	Vertical	PASS



WCDMA Band IV(WCDMA), High Channel



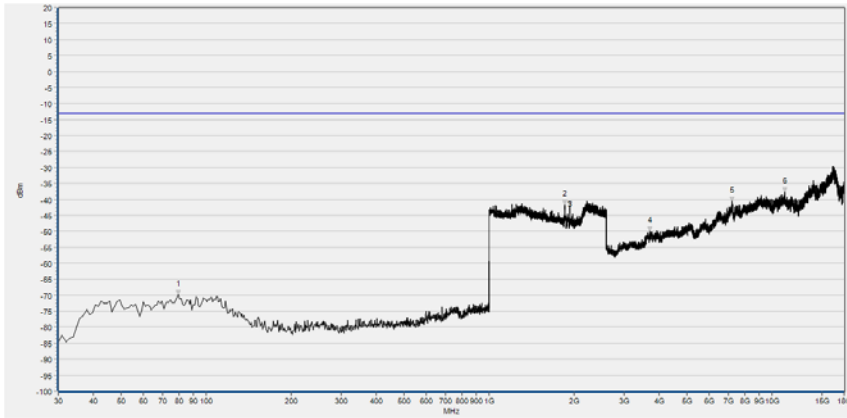
No.	Fre.(MHz)	PK (dBm)	Limit (dBm)	Antenna	Verdict
1	80.440	-69.09	-13.00	Horizontal	PASS
2	1719.648	-41.69	-13.00	Horizontal	N/A
3	2151.821	-37.41	-13.00	Horizontal	N/A
4	3624.986	-48.70	-13.00	Horizontal	PASS
5	7234.843	-41.18	-13.00	Horizontal	PASS
6	16538.134	-28.67	-13.00	Horizontal	PASS



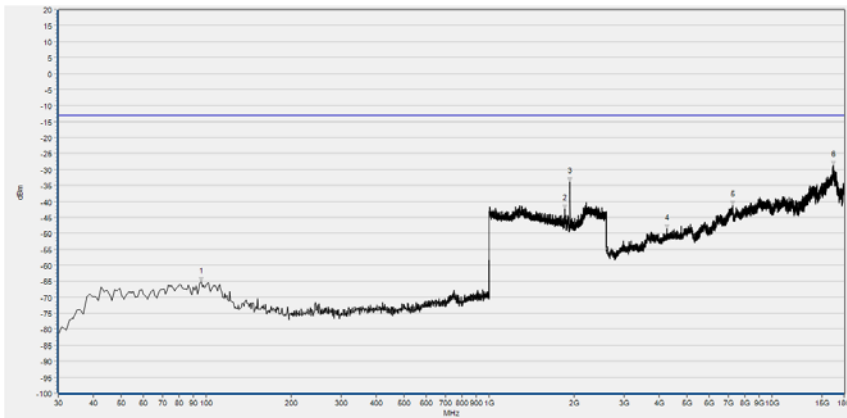
No.	Fre.(MHz)	PK (dBm)	Limit (dBm)	Antenna	Verdict
1	84.320	-65.14	-13.00	Vertical	PASS
2	1710.684	-43.10	-13.00	Vertical	N/A
3	2151.821	-25.92	-13.00	Vertical	N/A
4	3638.989	-49.78	-13.00	Vertical	PASS
5	6414.294	-43.45	-13.00	Vertical	PASS
6	16468.121	-29.12	-13.00	Vertical	PASS



WCDMA Band II(WCDMA), Low Channel



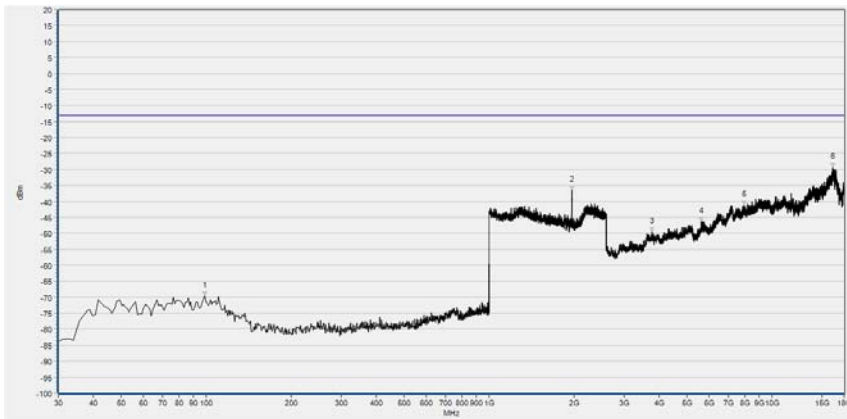
No.	Fre.(MHz)	PK (dBm)	Limit (dBm)	Antenna	Verdict
1	79.470	-69.90	-13.00	Horizontal	PASS
2	1853.461	-41.63	-13.00	Horizontal	N/A
3	1931.573	-41.81	-13.00	Horizontal	N/A
4	3706.201	-50.04	-13.00	Horizontal	PASS
5	7243.244	-40.65	-13.00	Horizontal	PASS
6	11110.747	-37.61	-13.00	Horizontal	PASS



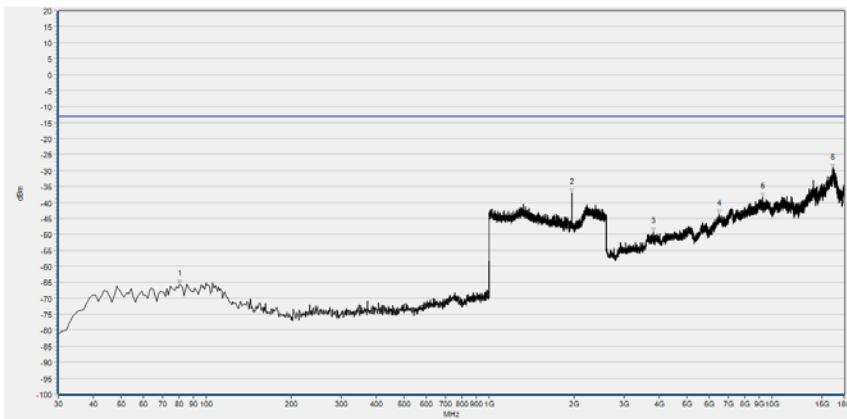
No.	Fre.(MHz)	PK (dBm)	Limit (dBm)	Antenna	Verdict
1	95.960	-65.13	-13.00	Vertical	PASS
2	1852.181	-42.38	-13.00	Vertical	N/A
3	1933.493	-33.89	-13.00	Vertical	N/A
4	4263.502	-48.53	-13.00	Vertical	PASS
5	7248.845	-41.31	-13.00	Vertical	PASS
6	16529.733	-28.79	-13.00	Vertical	PASS



WCDMA Band II(WCDMA), Mid Channel



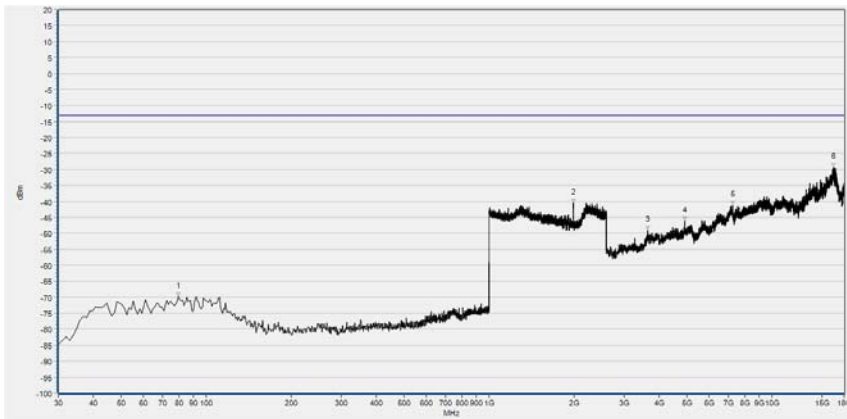
No.	Fre.(MHz)	PK (dBm)	Limit (dBm)	Antenna	Verdict
1	98.870	-69.59	-13.00	Horizontal	PASS
2	1961.024	-36.54	-13.00	Horizontal	N/A
3	3762.211	-49.53	-13.00	Horizontal	PASS
4	5616.148	-46.38	-13.00	Horizontal	PASS
5	7974.177	-41.26	-13.00	Horizontal	PASS
6	16395.308	-29.47	-13.00	Horizontal	PASS



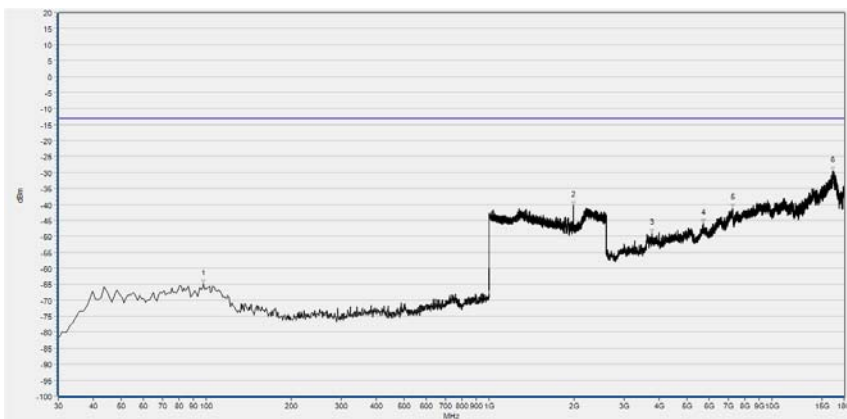
No.	Fre.(MHz)	PK (dBm)	Limit (dBm)	Antenna	Verdict
1	80.440	-65.64	-13.00	Vertical	PASS
2	1961.024	-36.87	-13.00	Vertical	N/A
3	3804.219	-49.32	-13.00	Vertical	PASS
4	6520.713	-43.67	-13.00	Vertical	PASS
5	9298.818	-38.34	-13.00	Vertical	PASS
6	16428.914	-29.47	-13.00	Vertical	PASS



WCDMA Band II(WCDMA), High Channel



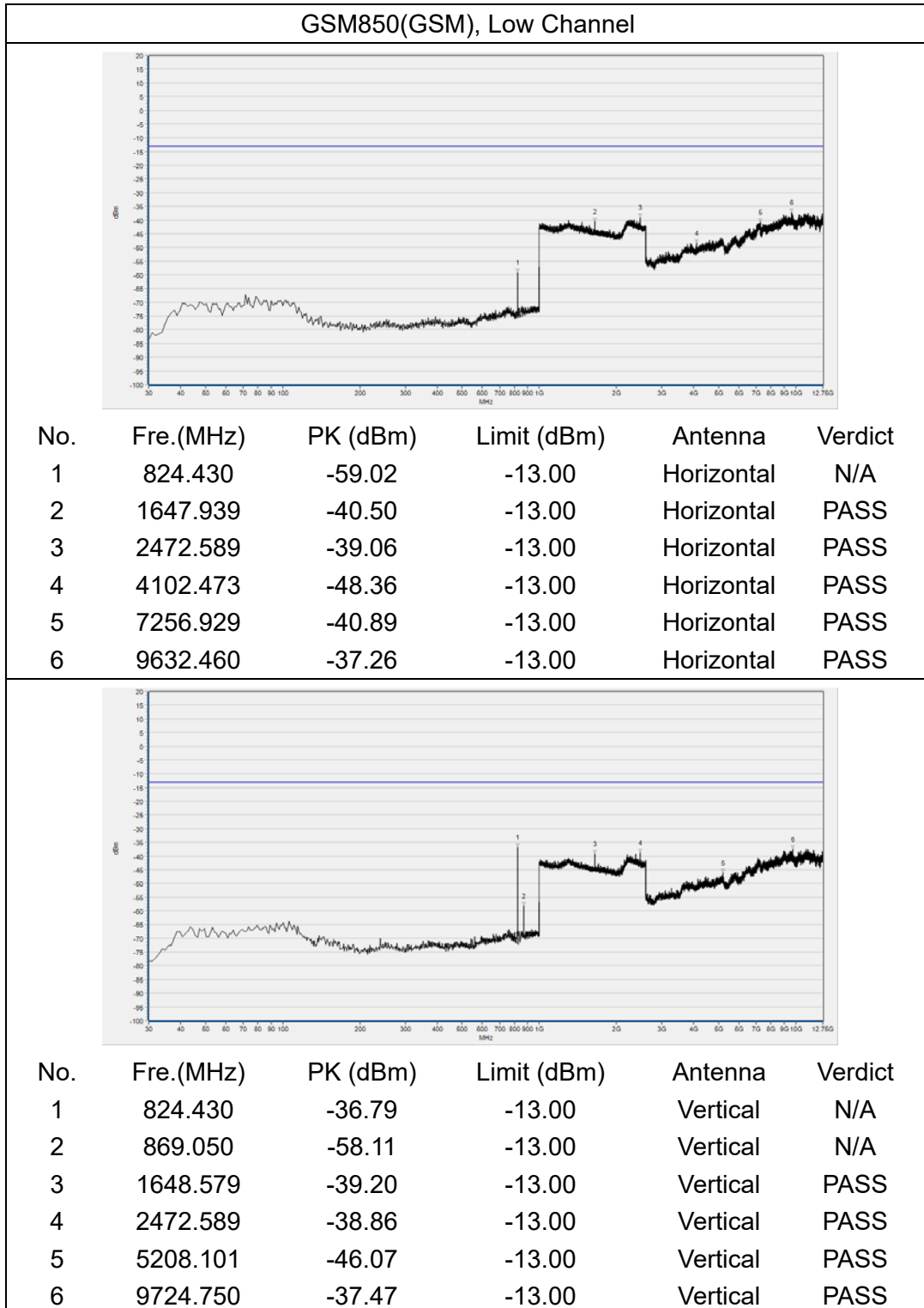
No.	Fre.(MHz)	PK (dBm)	Limit (dBm)	Antenna	Verdict
1	79.470	-69.75	-13.00	Horizontal	PASS
2	1986.635	-40.62	-13.00	Horizontal	N/A
3	3647.390	-49.12	-13.00	Horizontal	PASS
4	4907.620	-46.09	-13.00	Horizontal	PASS
5	7251.646	-41.29	-13.00	Horizontal	PASS
6	16496.127	-29.44	-13.00	Horizontal	PASS



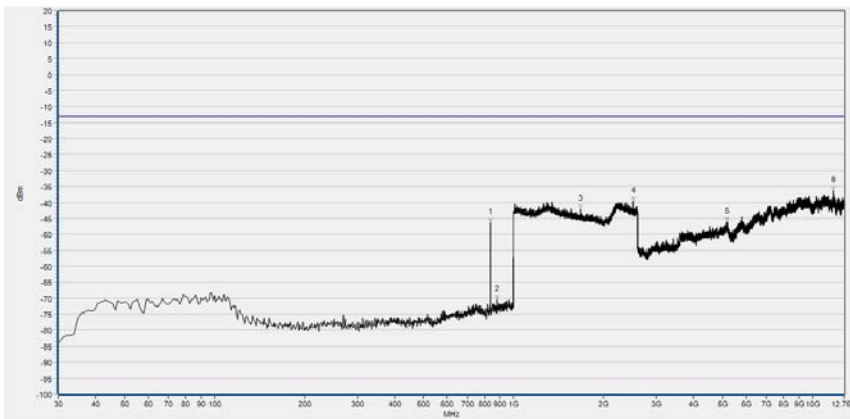
No.	Fre.(MHz)	PK (dBm)	Limit (dBm)	Antenna	Verdict
1	97.900	-65.02	-13.00	Vertical	PASS
2	1988.555	-40.35	-13.00	Vertical	N/A
3	3770.613	-49.07	-13.00	Vertical	PASS
4	5733.770	-45.88	-13.00	Vertical	PASS
5	7246.045	-41.34	-13.00	Vertical	PASS
6	16386.907	-29.71	-13.00	Vertical	PASS



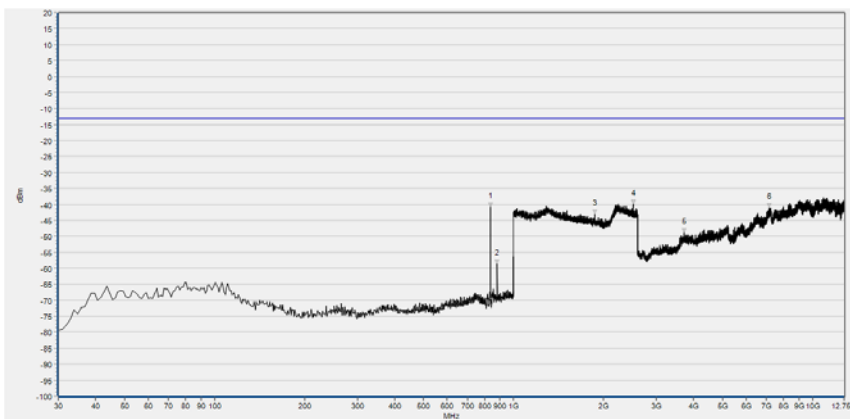
**Bottom Antenna**



GSM850(GSM), Mid Channel



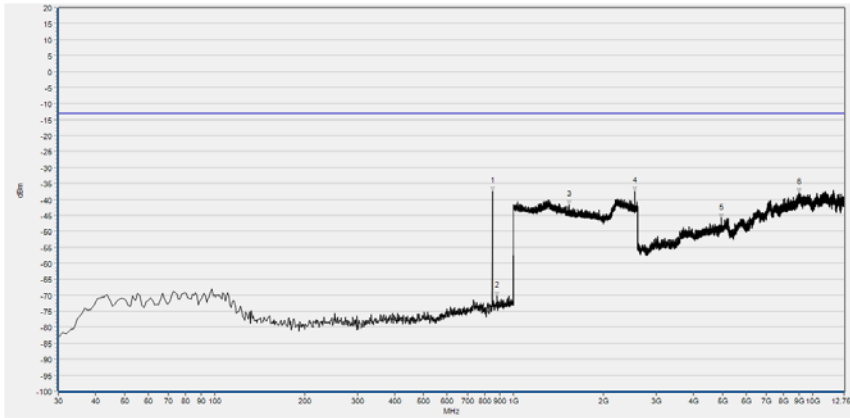
No.	Fre.(MHz)	PK (dBm)	Limit (dBm)	Antenna	Verdict
1	836.070	-46.38	-13.00	Horizontal	N/A
2	881.660	-70.49	-13.00	Horizontal	N/A
3	1672.269	-42.21	-13.00	Horizontal	PASS
4	2509.084	-39.73	-13.00	Horizontal	PASS
5	5167.494	-46.16	-13.00	Horizontal	PASS
6	11727.432	-36.39	-13.00	Horizontal	PASS



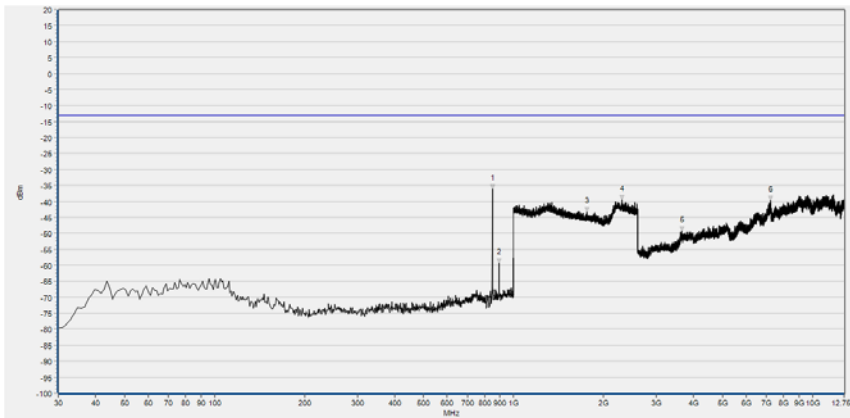
No.	Fre.(MHz)	PK (dBm)	Limit (dBm)	Antenna	Verdict
1	836.070	-40.71	-13.00	Vertical	N/A
2	881.660	-58.75	-13.00	Vertical	N/A
3	1866.907	-43.07	-13.00	Vertical	PASS
4	2509.084	-39.81	-13.00	Vertical	PASS
5	3709.320	-48.72	-13.00	Vertical	PASS
6	7170.176	-40.94	-13.00	Vertical	PASS



GSM850(GSM), High Channel



No.	Fre.(MHz)	PK (dBm)	Limit (dBm)	Antenna	Verdict
1	848.680	-37.38	-13.00	Horizontal	N/A
2	881.660	-70.31	-13.00	Horizontal	N/A
3	1530.132	-41.66	-13.00	Horizontal	PASS
4	2546.218	-37.47	-13.00	Horizontal	PASS
5	4960.766	-45.86	-13.00	Horizontal	PASS
6	9003.046	-37.77	-13.00	Horizontal	PASS

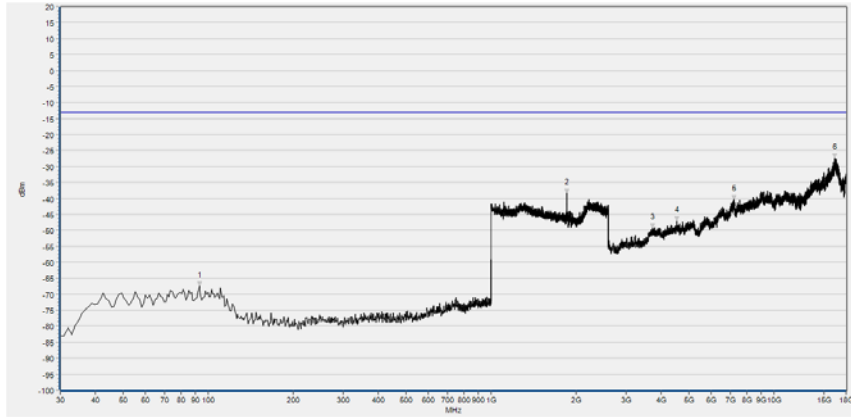


No.	Fre.(MHz)	PK (dBm)	Limit (dBm)	Antenna	Verdict
1	848.680	-36.13	-13.00	Vertical	N/A
2	894.270	-59.28	-13.00	Vertical	N/A
3	1758.063	-43.26	-13.00	Vertical	PASS
4	2302.921	-39.43	-13.00	Vertical	PASS
5	3648.409	-49.28	-13.00	Vertical	PASS
6	7242.162	-39.76	-13.00	Vertical	PASS

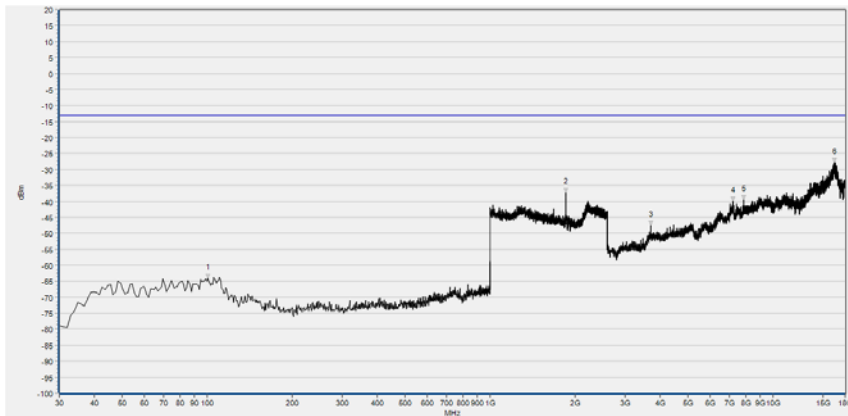




GSM1900(GSM), Low Channel



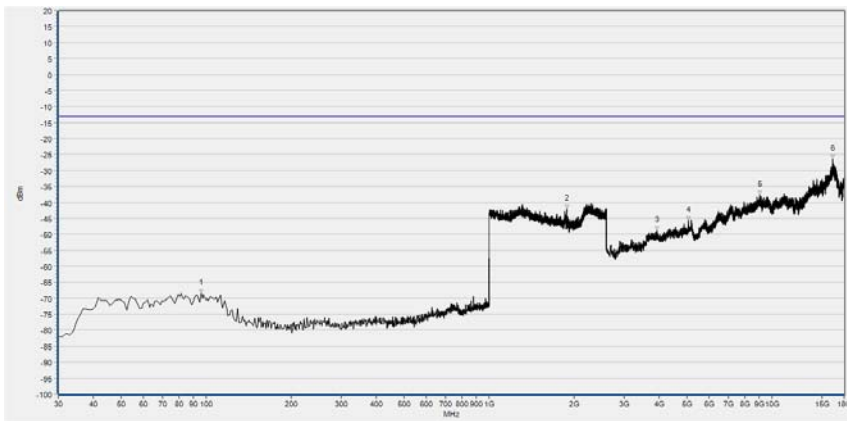
No.	Fre.(MHz)	PK (dBm)	Limit (dBm)	Antenna	Verdict
1	93.050	-67.43	-13.00	Horizontal	PASS
2	1849.620	-38.24	-13.00	Horizontal	N/A
3	3714.603	-49.35	-13.00	Horizontal	PASS
4	4546.354	-47.11	-13.00	Horizontal	PASS
5	7237.643	-40.27	-13.00	Horizontal	PASS
6	16398.109	-27.34	-13.00	Horizontal	PASS



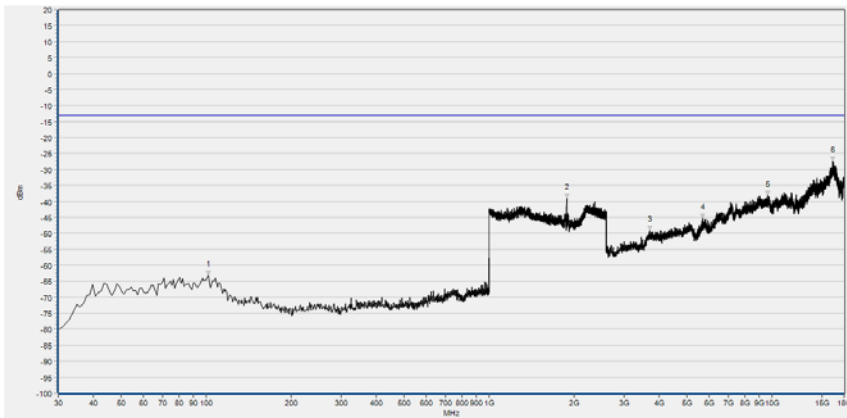
No.	Fre.(MHz)	PK (dBm)	Limit (dBm)	Antenna	Verdict
1	100.810	-64.00	-13.00	Vertical	PASS
2	1850.260	-37.16	-13.00	Vertical	N/A
3	3700.600	-47.38	-13.00	Vertical	PASS
4	7234.843	-39.98	-13.00	Vertical	PASS
5	7867.758	-39.35	-13.00	Vertical	PASS
6	16473.722	-27.79	-13.00	Vertical	PASS



GSM1900(GSM), Mid Channel



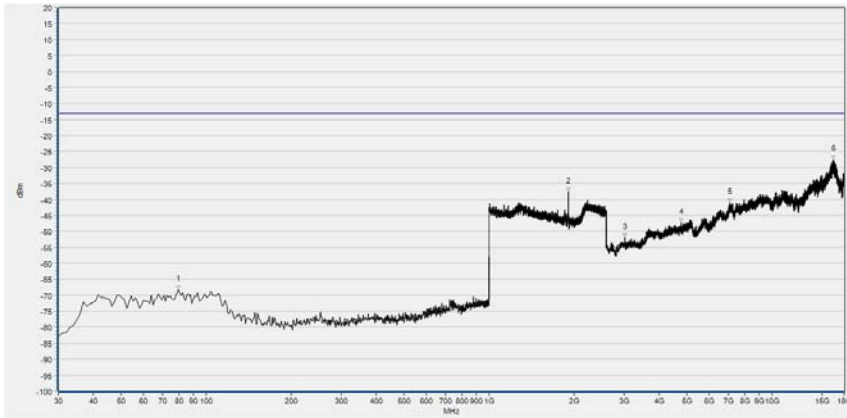
No.	Fre.(MHz)	PK (dBm)	Limit (dBm)	Antenna	Verdict
1	95.960	-68.45	-13.00	Horizontal	PASS
2	1879.712	-42.13	-13.00	Horizontal	N/A
3	3930.242	-48.90	-13.00	Horizontal	PASS
4	5075.650	-45.73	-13.00	Horizontal	PASS
5	9071.977	-37.62	-13.00	Horizontal	PASS
6	16442.917	-26.57	-13.00	Horizontal	PASS



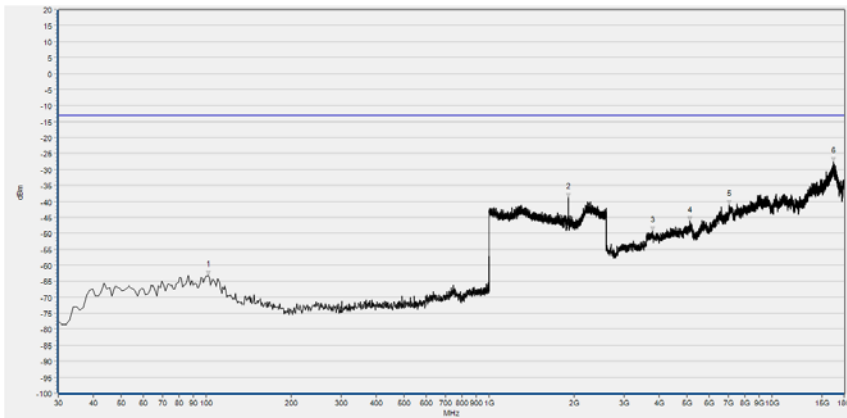
No.	Fre.(MHz)	PK (dBm)	Limit (dBm)	Antenna	Verdict
1	101.780	-63.24	-13.00	Vertical	PASS
2	1879.712	-39.10	-13.00	Vertical	N/A
3	3694.999	-49.07	-13.00	Vertical	PASS
4	5694.563	-45.21	-13.00	Vertical	PASS
5	9643.281	-38.12	-13.00	Vertical	PASS
6	16420.513	-27.36	-13.00	Vertical	PASS



GSM1900(GSM), High Channel



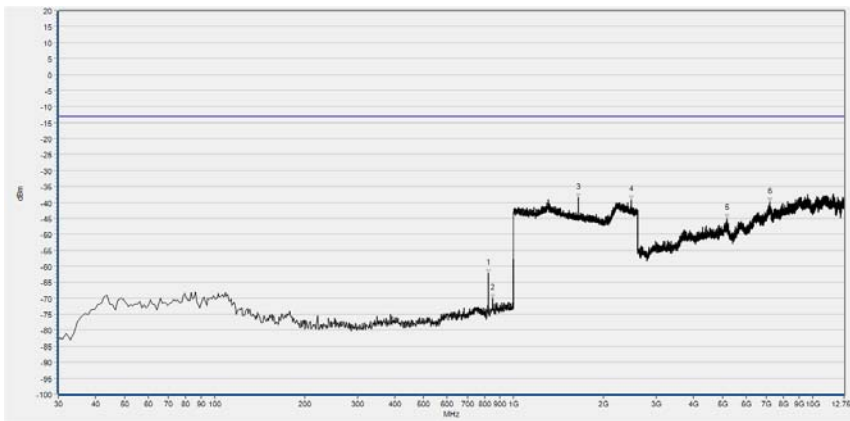
No.	Fre.(MHz)	PK (dBm)	Limit (dBm)	Antenna	Verdict
1	79.470	-68.34	-13.00	Horizontal	PASS
2	1909.804	-37.63	-13.00	Horizontal	N/A
3	3017.276	-51.93	-13.00	Horizontal	PASS
4	4778.796	-47.30	-13.00	Horizontal	PASS
5	7086.416	-41.11	-13.00	Horizontal	PASS
6	16521.331	-27.64	-13.00	Horizontal	PASS



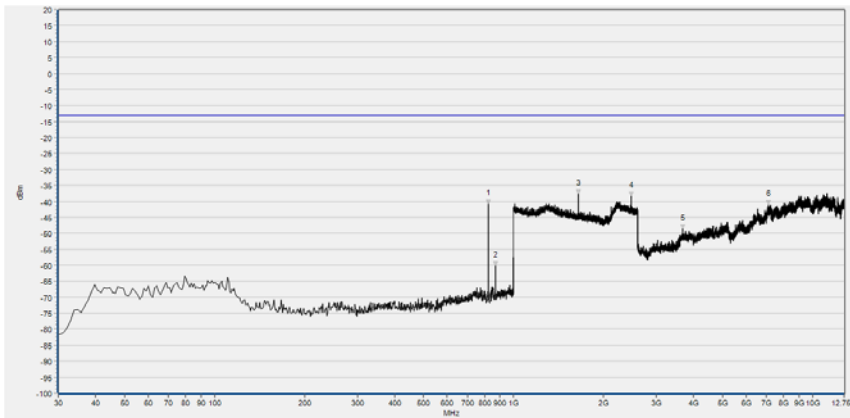
No.	Fre.(MHz)	PK (dBm)	Limit (dBm)	Antenna	Verdict
1	101.780	-63.10	-13.00	Vertical	PASS
2	1909.804	-38.76	-13.00	Vertical	N/A
3	3779.014	-49.17	-13.00	Vertical	PASS
4	5120.458	-46.09	-13.00	Vertical	PASS
5	7044.408	-41.05	-13.00	Vertical	PASS
6	16454.119	-27.62	-13.00	Vertical	PASS



GSM850(EDGE), Low Channel



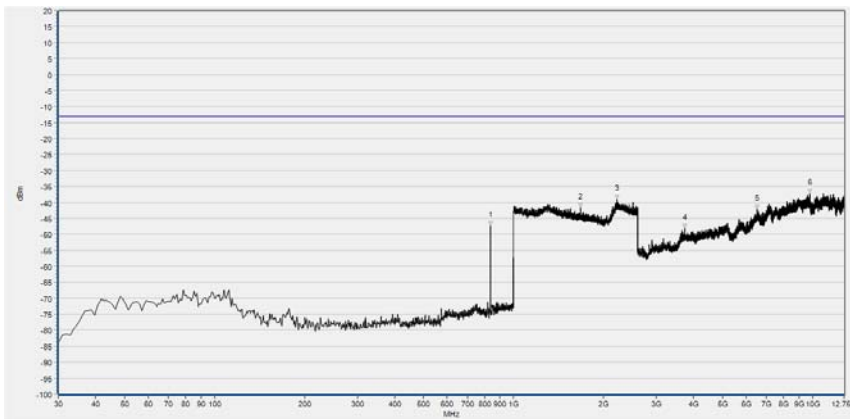
No.	Fre.(MHz)	PK (dBm)	Limit (dBm)	Antenna	Verdict
1	824.430	-62.24	-13.00	Horizontal	N/A
2	851.590	-70.16	-13.00	Horizontal	N/A
3	1647.939	-38.62	-13.00	Horizontal	PASS
4	2471.949	-39.13	-13.00	Horizontal	PASS
5	5185.952	-45.01	-13.00	Horizontal	PASS
6	7175.714	-39.86	-13.00	Horizontal	PASS



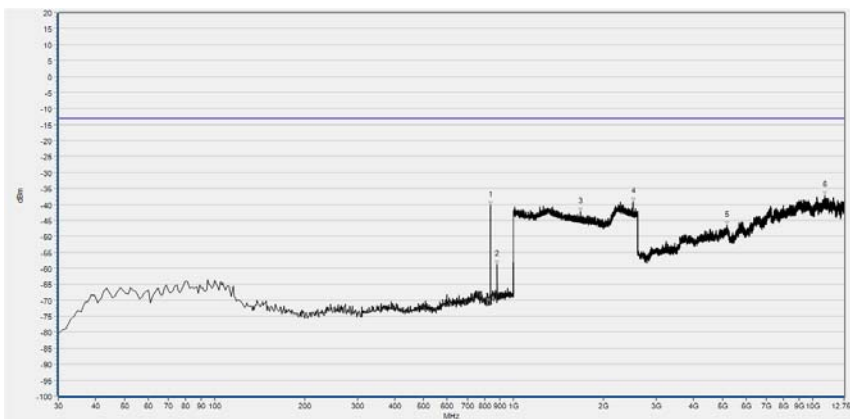
No.	Fre.(MHz)	PK (dBm)	Limit (dBm)	Antenna	Verdict
1	824.430	-40.71	-13.00	Vertical	N/A
2	869.050	-60.14	-13.00	Vertical	N/A
3	1648.579	-37.66	-13.00	Vertical	PASS
4	2472.589	-38.29	-13.00	Vertical	PASS
5	3676.096	-48.58	-13.00	Vertical	PASS
6	7116.648	-41.05	-13.00	Vertical	PASS



GSM850(EDGE), Mid Channel



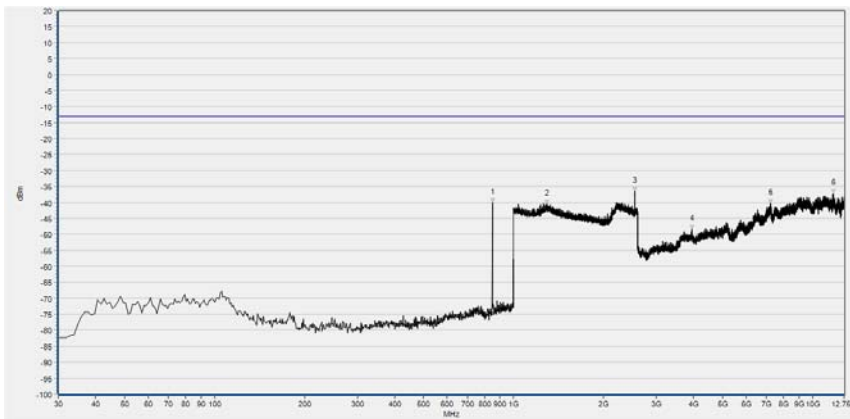
No.	Fre.(MHz)	PK (dBm)	Limit (dBm)	Antenna	Verdict
1	836.070	-47.27	-13.00	Horizontal	N/A
2	1672.269	-41.70	-13.00	Horizontal	PASS
3	2215.846	-39.02	-13.00	Horizontal	PASS
4	3735.161	-48.16	-13.00	Horizontal	PASS
5	6531.533	-42.10	-13.00	Horizontal	PASS
6	9767.203	-37.17	-13.00	Horizontal	PASS



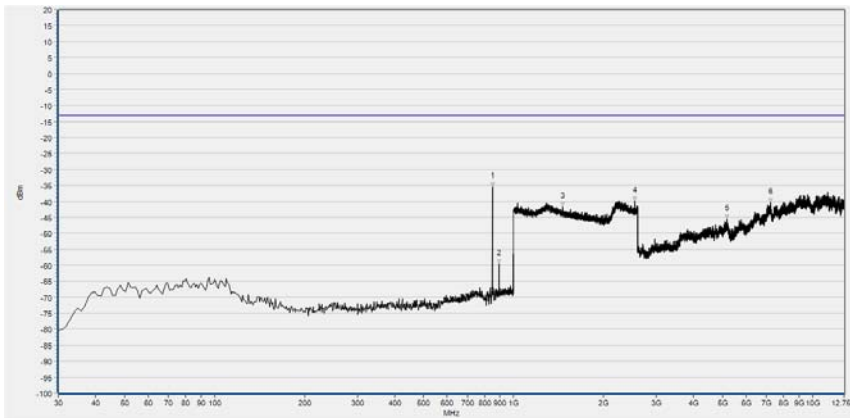
No.	Fre.(MHz)	PK (dBm)	Limit (dBm)	Antenna	Verdict
1	836.070	-40.41	-13.00	Vertical	N/A
2	881.660	-58.82	-13.00	Vertical	N/A
3	1672.909	-42.37	-13.00	Vertical	PASS
4	2509.084	-39.30	-13.00	Vertical	PASS
5	5176.723	-46.54	-13.00	Vertical	PASS
6	10990.962	-37.21	-13.00	Vertical	PASS



GSM850(EDGE), High Channel



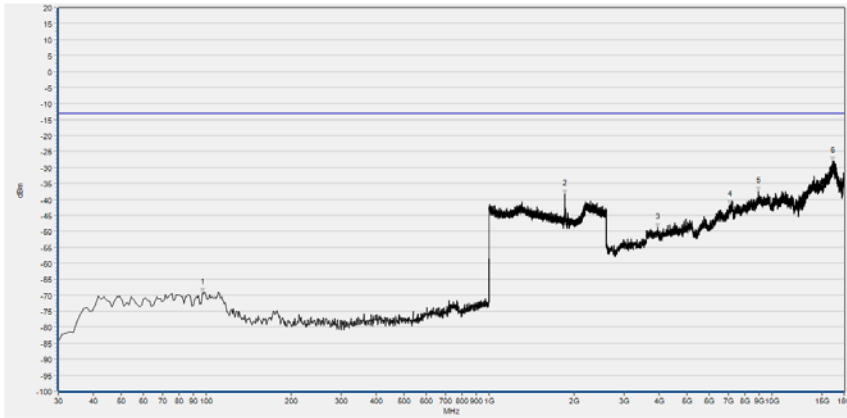
No.	Fre.(MHz)	PK (dBm)	Limit (dBm)	Antenna	Verdict
1	848.680	-40.15	-13.00	Horizontal	N/A
2	1293.878	-40.64	-13.00	Horizontal	PASS
3	2546.218	-36.45	-13.00	Horizontal	PASS
4	3940.044	-48.45	-13.00	Horizontal	PASS
5	7232.933	-40.28	-13.00	Horizontal	PASS
6	11732.970	-37.29	-13.00	Horizontal	PASS



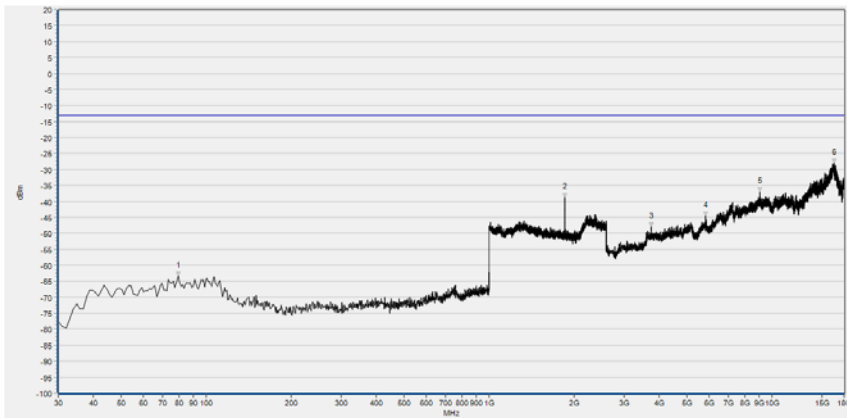
No.	Fre.(MHz)	PK (dBm)	Limit (dBm)	Antenna	Verdict
1	848.680	-35.43	-13.00	Vertical	N/A
2	893.300	-59.63	-13.00	Vertical	N/A
3	1459.064	-41.70	-13.00	Vertical	PASS
4	2546.218	-39.91	-13.00	Vertical	PASS
5	5182.260	-45.49	-13.00	Vertical	PASS
6	7245.854	-40.41	-13.00	Vertical	PASS



GSM1900(EDGE), Low Channel



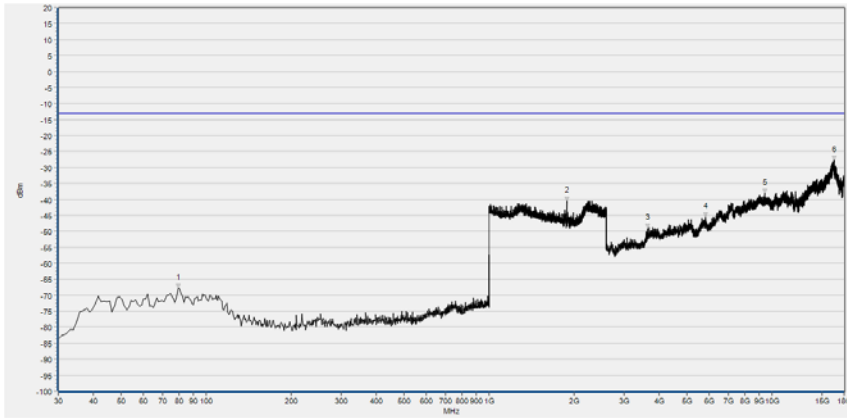
No.	Fre.(MHz)	PK (dBm)	Limit (dBm)	Antenna	Verdict
1	96.930	-69.17	-13.00	Horizontal	PASS
2	1850.260	-38.28	-13.00	Horizontal	N/A
3	3955.446	-48.77	-13.00	Horizontal	PASS
4	7106.019	-41.78	-13.00	Horizontal	PASS
5	8957.156	-37.50	-13.00	Horizontal	PASS
6	16403.710	-28.01	-13.00	Horizontal	PASS



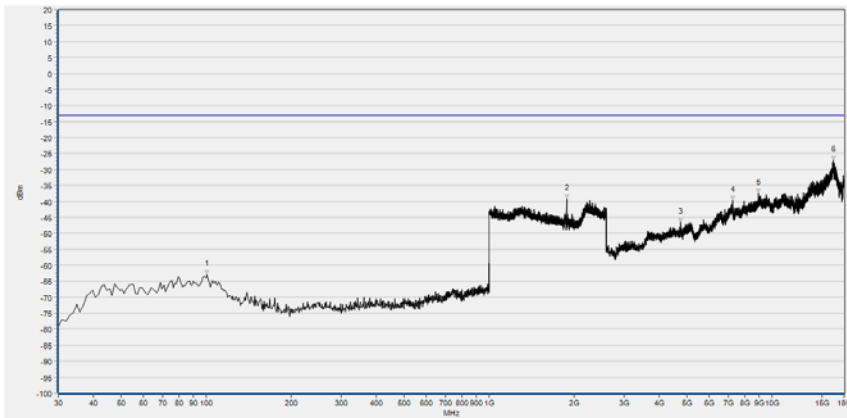
No.	Fre.(MHz)	PK (dBm)	Limit (dBm)	Antenna	Verdict
1	79.470	-63.25	-13.00	Vertical	PASS
2	1850.260	-38.69	-13.00	Vertical	N/A
3	3748.209	-47.86	-13.00	Vertical	PASS
4	5812.184	-44.48	-13.00	Vertical	PASS
5	9069.176	-37.09	-13.00	Vertical	PASS
6	16560.538	-27.95	-13.00	Vertical	PASS



GSM1900(EDGE), Mid Channel



No.	Fre.(MHz)	PK (dBm)	Limit (dBm)	Antenna	Verdict
1	79.470	-67.91	-13.00	Horizontal	PASS
2	1879.712	-40.61	-13.00	Horizontal	N/A
3	3627.787	-49.11	-13.00	Horizontal	PASS
4	5828.987	-45.43	-13.00	Horizontal	PASS
5	9413.639	-38.00	-13.00	Horizontal	PASS
6	16554.937	-27.83	-13.00	Horizontal	PASS

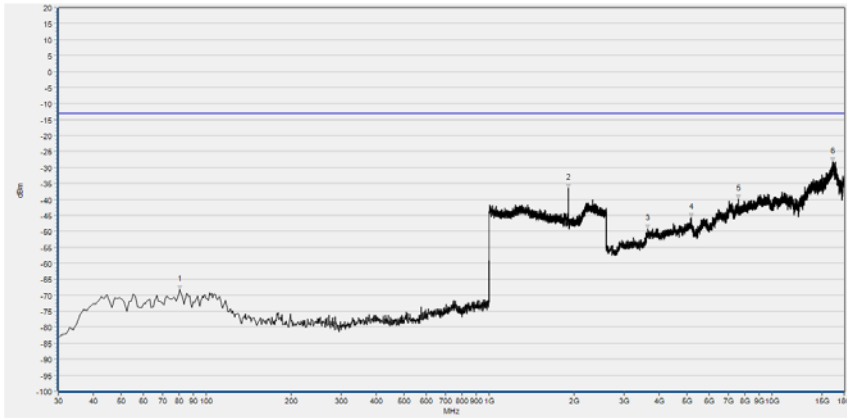


No.	Fre.(MHz)	PK (dBm)	Limit (dBm)	Antenna	Verdict
1	100.810	-63.01	-13.00	Vertical	PASS
2	1879.712	-39.18	-13.00	Vertical	N/A
3	4764.794	-46.50	-13.00	Vertical	PASS
4	7248.845	-39.74	-13.00	Vertical	PASS
5	8934.752	-37.50	-13.00	Vertical	PASS
6	16456.919	-27.14	-13.00	Vertical	PASS

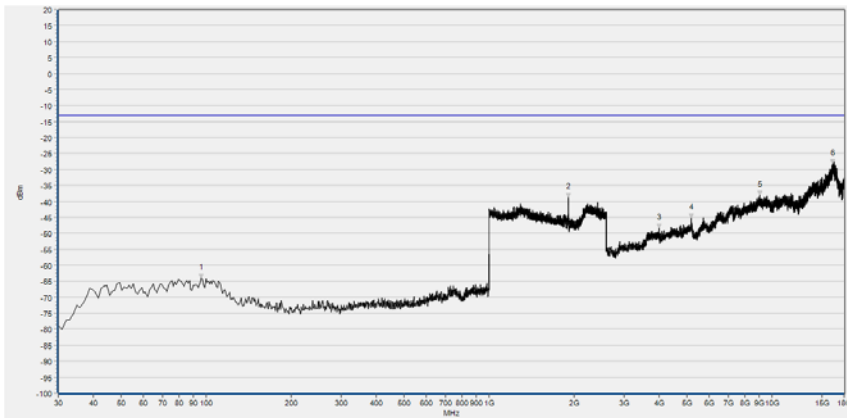




GSM1900(EDGD), High Channel



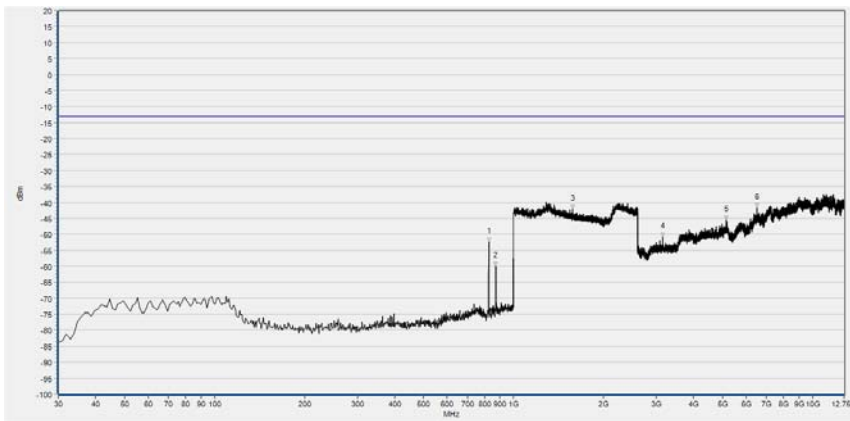
No.	Fre.(MHz)	PK (dBm)	Limit (dBm)	Antenna	Verdict
1	80.440	-68.21	-13.00	Horizontal	PASS
2	1909.804	-36.64	-13.00	Horizontal	N/A
3	3647.390	-49.26	-13.00	Horizontal	PASS
4	5173.668	-45.77	-13.00	Horizontal	PASS
5	7596.108	-39.84	-13.00	Horizontal	PASS
6	16442.917	-28.33	-13.00	Horizontal	PASS



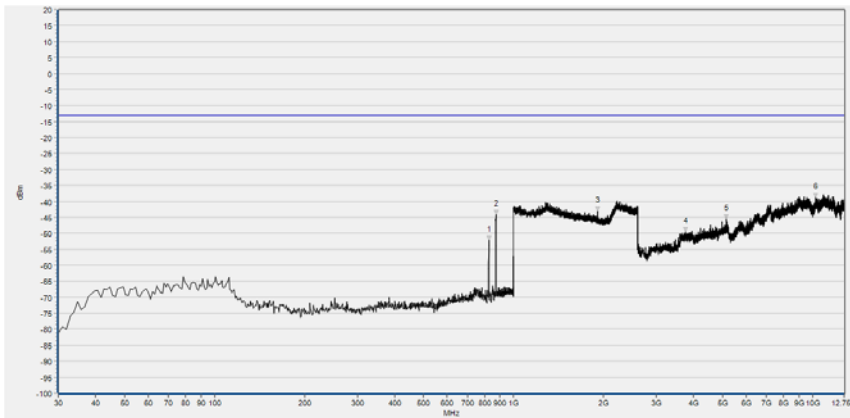
No.	Fre.(MHz)	PK (dBm)	Limit (dBm)	Antenna	Verdict
1	95.960	-63.97	-13.00	Vertical	PASS
2	1909.804	-38.78	-13.00	Vertical	N/A
3	3989.053	-48.39	-13.00	Vertical	PASS
4	5170.867	-45.23	-13.00	Vertical	PASS
5	9038.371	-38.13	-13.00	Vertical	PASS
6	16409.311	-28.23	-13.00	Vertical	PASS



WCDMA Band V(WCDMA), Low Channel



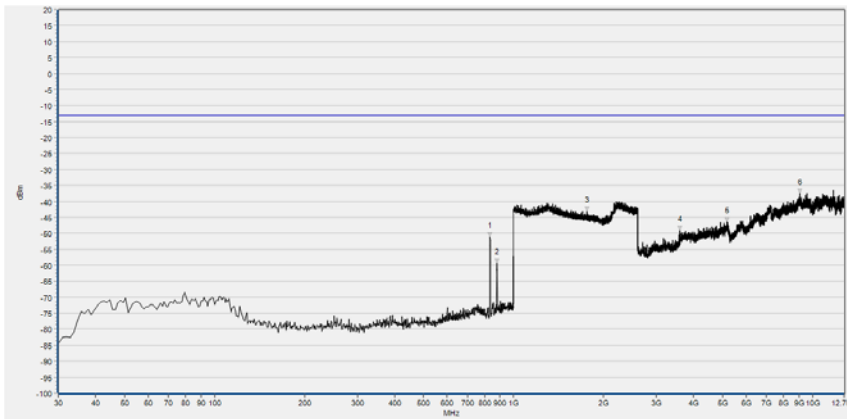
No.	Fre.(MHz)	PK (dBm)	Limit (dBm)	Antenna	Verdict
1	827.340	-52.29	-13.00	Horizontal	N/A
2	870.990	-59.92	-13.00	Horizontal	N/A
3	1571.749	-42.23	-13.00	Horizontal	PASS
4	3146.354	-50.95	-13.00	Horizontal	PASS
5	5145.345	-45.49	-13.00	Horizontal	PASS
6	6522.304	-41.72	-13.00	Horizontal	PASS



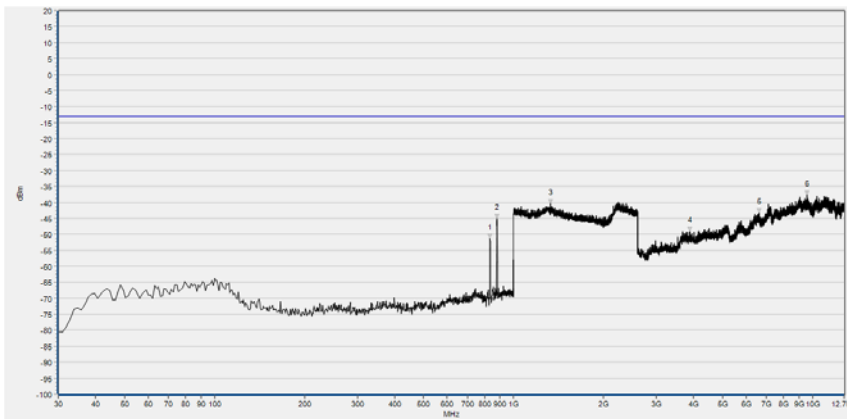
No.	Fre.(MHz)	PK (dBm)	Limit (dBm)	Antenna	Verdict
1	827.340	-52.10	-13.00	Vertical	N/A
2	872.930	-44.18	-13.00	Vertical	N/A
3	1905.322	-42.97	-13.00	Vertical	PASS
4	3757.310	-49.50	-13.00	Vertical	PASS
5	5139.807	-45.58	-13.00	Vertical	PASS
6	10208.347	-38.72	-13.00	Vertical	PASS



WCDMA Band V(WCDMA), Mid Channel



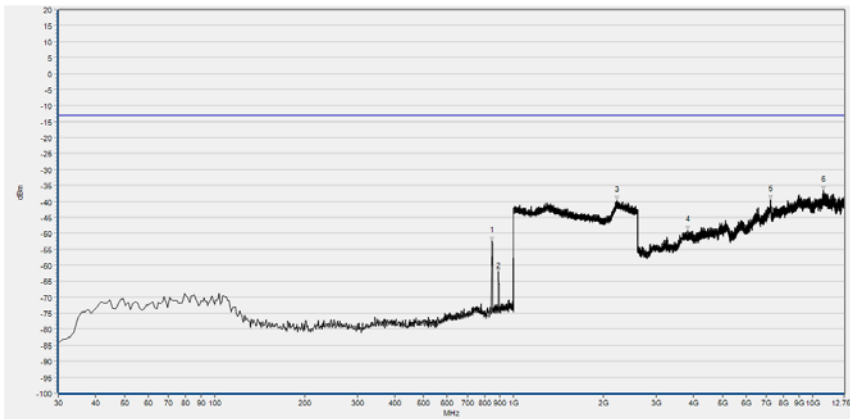
No.	Fre.(MHz)	PK (dBm)	Limit (dBm)	Antenna	Verdict
1	834.130	-51.05	-13.00	Horizontal	N/A
2	879.720	-59.24	-13.00	Horizontal	N/A
3	1761.265	-43.01	-13.00	Horizontal	PASS
4	3604.110	-49.15	-13.00	Horizontal	PASS
5	5173.031	-46.46	-13.00	Horizontal	PASS
6	9080.569	-37.32	-13.00	Horizontal	PASS



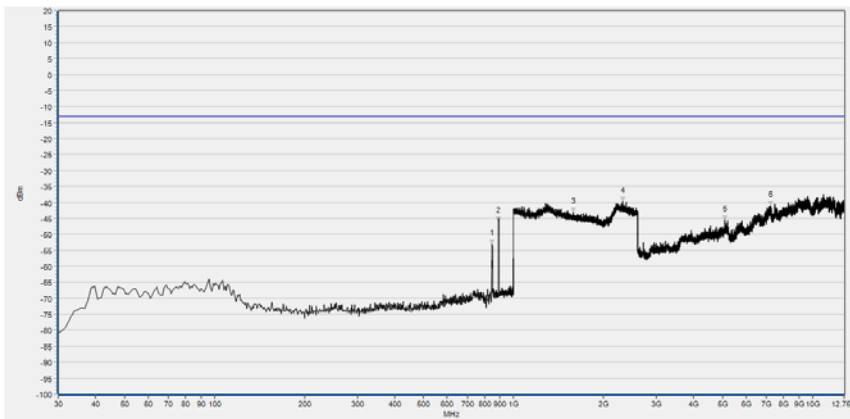
No.	Fre.(MHz)	PK (dBm)	Limit (dBm)	Antenna	Verdict
1	834.130	-51.20	-13.00	Vertical	N/A
2	881.660	-44.96	-13.00	Vertical	N/A
3	1331.012	-40.30	-13.00	Vertical	PASS
4	3893.899	-49.11	-13.00	Vertical	PASS
5	6633.051	-43.23	-13.00	Vertical	PASS
6	9562.320	-37.60	-13.00	Vertical	PASS



WCDMA Band V(WCDMA), High Channel



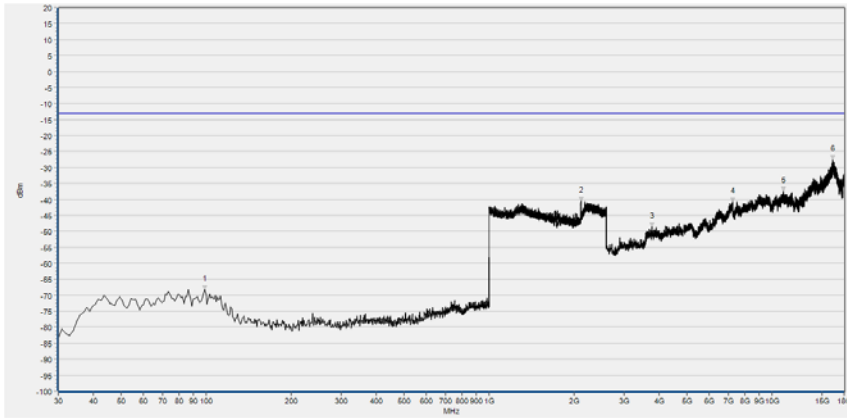
No.	Fre.(MHz)	PK (dBm)	Limit (dBm)	Antenna	Verdict
1	847.710	-52.34	-13.00	Horizontal	N/A
2	890.390	-62.02	-13.00	Horizontal	N/A
3	2213.285	-39.72	-13.00	Horizontal	PASS
4	3816.376	-49.05	-13.00	Horizontal	PASS
5	7238.471	-39.45	-13.00	Horizontal	PASS
6	10876.523	-36.53	-13.00	Horizontal	PASS



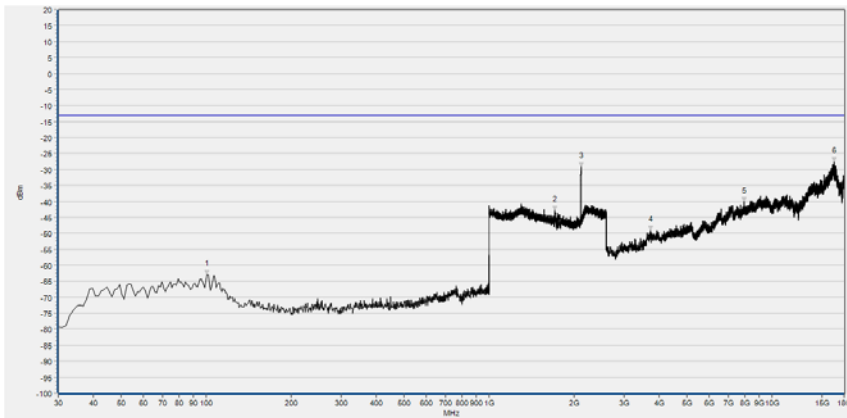
No.	Fre.(MHz)	PK (dBm)	Limit (dBm)	Antenna	Verdict
1	847.710	-53.16	-13.00	Vertical	N/A
2	890.390	-45.89	-13.00	Vertical	N/A
3	1587.755	-43.05	-13.00	Vertical	PASS
4	2317.007	-39.71	-13.00	Vertical	PASS
5	5077.050	-45.43	-13.00	Vertical	PASS
6	7231.087	-41.01	-13.00	Vertical	PASS



WCDMA Band IV(WCDMA), Low Channel



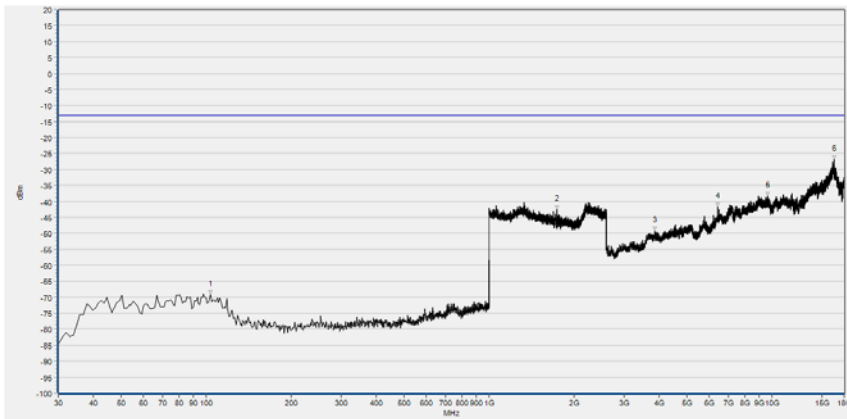
No.	Fre.(MHz)	PK (dBm)	Limit (dBm)	Antenna	Verdict
1	98.870	-68.27	-13.00	Horizontal	PASS
2	2112.125	-40.63	-13.00	Horizontal	N/A
3	3770.613	-48.66	-13.00	Horizontal	PASS
4	7257.247	-40.70	-13.00	Horizontal	PASS
5	10967.921	-37.35	-13.00	Horizontal	PASS
6	16389.707	-27.58	-13.00	Horizontal	PASS



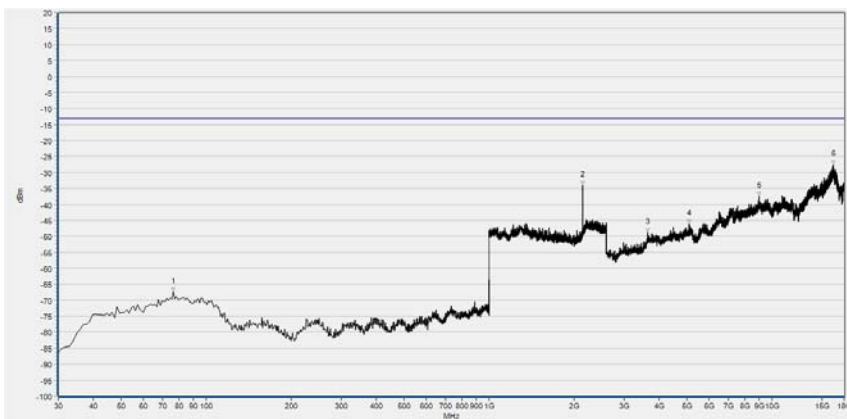
No.	Fre.(MHz)	PK (dBm)	Limit (dBm)	Antenna	Verdict
1	100.810	-62.89	-13.00	Vertical	PASS
2	1711.965	-42.83	-13.00	Vertical	N/A
3	2113.405	-29.27	-13.00	Vertical	N/A
4	3728.605	-48.99	-13.00	Vertical	PASS
5	7990.980	-40.08	-13.00	Vertical	PASS
6	16566.139	-27.67	-13.00	Vertical	PASS



WCDMA Band IV(WCDMA), Mid Channel



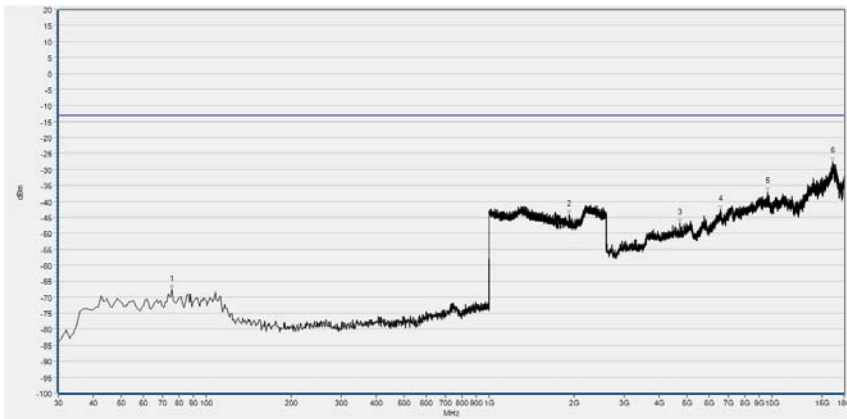
No.	Fre.(MHz)	PK (dBm)	Limit (dBm)	Antenna	Verdict
1	103.720	-69.19	-13.00	Horizontal	PASS
2	1738.856	-42.61	-13.00	Horizontal	N/A
3	3854.628	-49.28	-13.00	Horizontal	PASS
4	6422.695	-41.71	-13.00	Horizontal	PASS
5	9640.480	-38.39	-13.00	Horizontal	PASS
6	16563.339	-27.02	-13.00	Horizontal	PASS



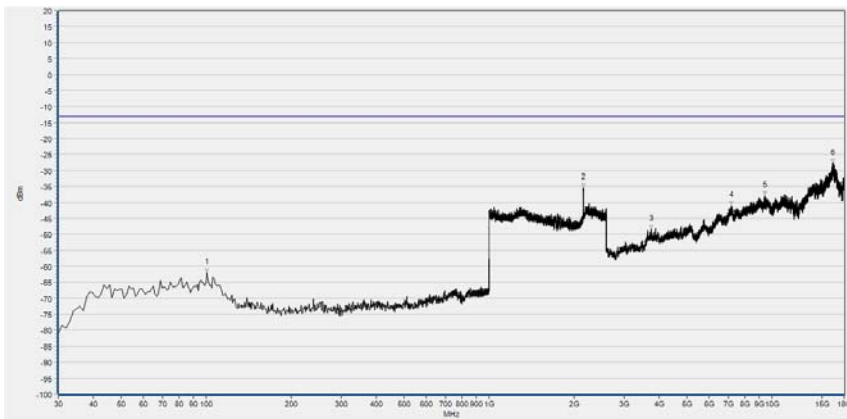
No.	Fre.(MHz)	PK (dBm)	Limit (dBm)	Antenna	Verdict
1	76.560	-67.45	-13.00	Vertical	PASS
2	2138.375	-34.07	-13.00	Vertical	N/A
3	3636.188	-48.79	-13.00	Vertical	PASS
4	5109.256	-46.22	-13.00	Vertical	PASS
5	8996.363	-37.36	-13.00	Vertical	PASS
6	16487.725	-27.51	-13.00	Vertical	PASS



WCDMA Band IV(WCDMA), High Channel



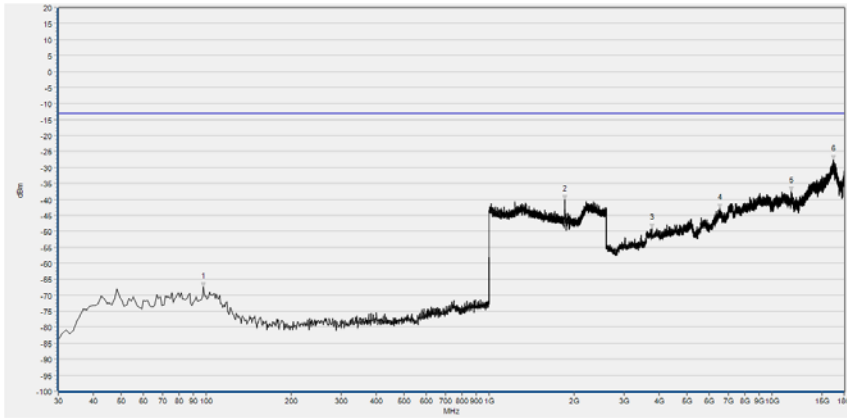
No.	Fre.(MHz)	PK (dBm)	Limit (dBm)	Antenna	Verdict
1	75.590	-67.60	-13.00	Horizontal	PASS
2	1918.127	-44.22	-13.00	Horizontal	PASS
3	16403.710	-27.68	-13.00	Horizontal	PASS
4	6573.923	-42.55	-13.00	Horizontal	PASS
5	9674.086	-37.08	-13.00	Horizontal	PASS
6	16403.710	-27.68	-13.00	Horizontal	PASS



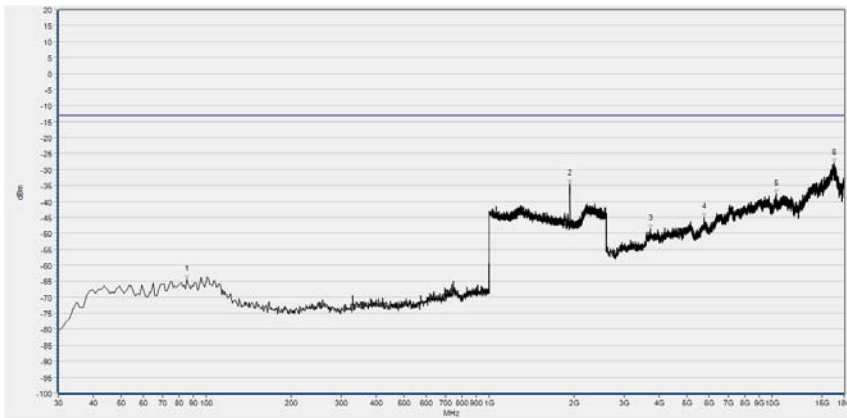
No.	Fre.(MHz)	PK (dBm)	Limit (dBm)	Antenna	Verdict
1	100.810	-61.98	-13.00	Vertical	PASS
2	2151.821	-35.46	-13.00	Vertical	N/A
3	3751.009	-48.40	-13.00	Vertical	PASS
4	7198.436	-40.92	-13.00	Vertical	PASS
5	9416.439	-37.95	-13.00	Vertical	PASS
6	16414.912	-27.90	-13.00	Vertical	PASS



WCDMA Band II(WCDMA), Low Channel



No.	Fre.(MHz)	PK (dBm)	Limit (dBm)	Antenna	Verdict
1	97.900	-67.47	-13.00	Horizontal	PASS
2	1850.900	-40.09	-13.00	Horizontal	N/A
3	3765.012	-49.11	-13.00	Horizontal	PASS
4	6534.715	-42.70	-13.00	Horizontal	PASS
5	11732.460	-37.51	-13.00	Horizontal	PASS
6	16448.518	-27.67	-13.00	Horizontal	PASS

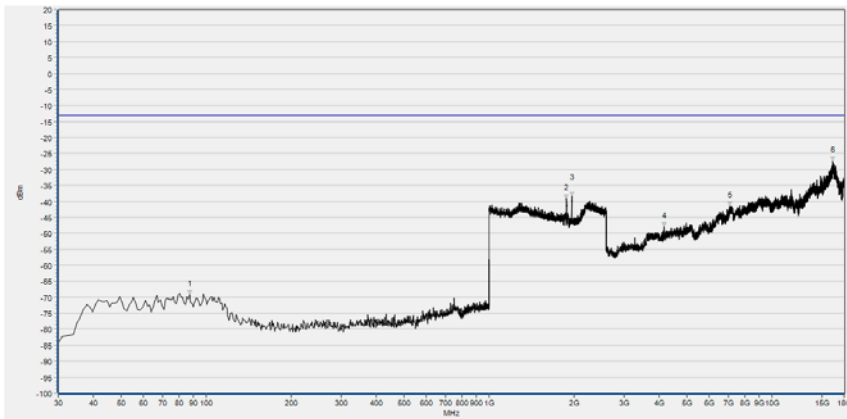


No.	Fre.(MHz)	PK (dBm)	Limit (dBm)	Antenna	Verdict
1	85.290	-64.57	-13.00	Vertical	PASS
2	1933.493	-34.44	-13.00	Vertical	N/A
3	3720.204	-48.50	-13.00	Vertical	PASS
4	5750.573	-45.09	-13.00	Vertical	PASS
5	10337.807	-37.73	-13.00	Vertical	PASS
6	16554.937	-28.01	-13.00	Vertical	PASS

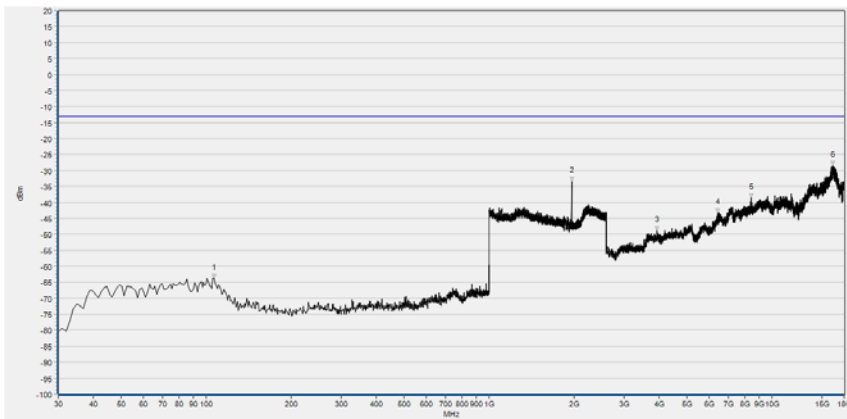




WCDMA Band II(WCDMA), Mid Channel



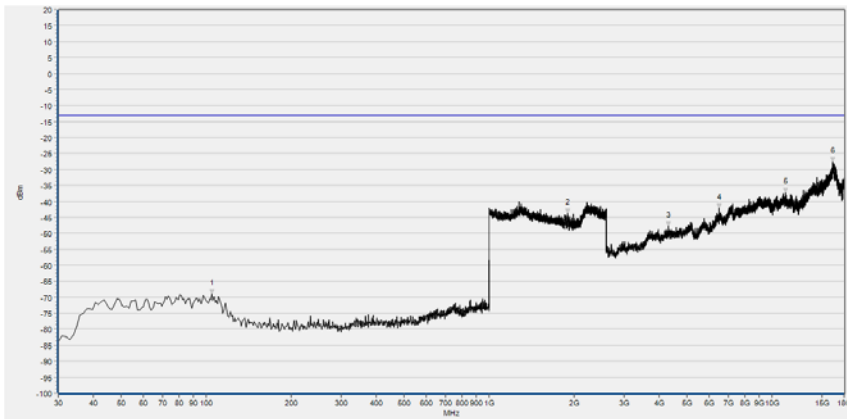
No.	Fre.(MHz)	PK (dBm)	Limit (dBm)	Antenna	Verdict
1	87.230	-69.06	-13.00	Horizontal	PASS
2	1878.431	-39.18	-13.00	Horizontal	N/A
3	1958.463	-38.41	-13.00	Horizontal	N/A
4	4159.884	-48.04	-13.00	Horizontal	PASS
5	7108.820	-41.47	-13.00	Horizontal	PASS
6	16431.715	-27.45	-13.00	Horizontal	PASS



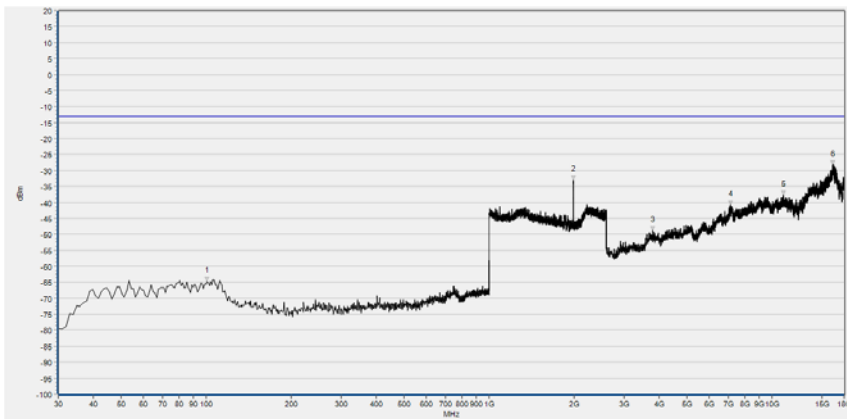
No.	Fre.(MHz)	PK (dBm)	Limit (dBm)	Antenna	Verdict
1	106.630	-63.86	-13.00	Vertical	PASS
2	1960.384	-33.50	-13.00	Vertical	N/A
3	3930.242	-48.86	-13.00	Vertical	PASS
4	6428.296	-43.16	-13.00	Vertical	PASS
5	8458.665	-38.66	-13.00	Vertical	PASS
6	16403.710	-28.51	-13.00	Vertical	PASS



WCDMA Band II(WCDMA), High Channel



No.	Fre.(MHz)	PK (dBm)	Limit (dBm)	Antenna	Verdict
1	104.690	-69.03	-13.00	Horizontal	PASS
2	1898.279	-43.72	-13.00	Horizontal	PASS
3	4302.710	-47.72	-13.00	Horizontal	PASS
4	6509.511	-42.23	-13.00	Horizontal	PASS
5	11172.359	-37.24	-13.00	Horizontal	PASS
6	16378.505	-27.59	-13.00	Horizontal	PASS



No.	Fre.(MHz)	PK (dBm)	Limit (dBm)	Antenna	Verdict
1	100.810	-64.79	-13.00	Vertical	PASS
2	1987.915	-33.06	-13.00	Vertical	N/A
3	3781.815	-48.78	-13.00	Vertical	PASS
4	7156.428	-40.89	-13.00	Vertical	PASS
5	11004.328	-37.62	-13.00	Vertical	PASS
6	16381.306	-28.23	-13.00	Vertical	PASS





## Annex A Test Uncertainty

Where relevant, the following measurement uncertainty levels have been estimated for test performed on the EUT as specified in CISPR 16-1-2:

Test Items	Uncertainty
Output Power	$\pm 2.22\text{dB}$
Bandwidth	$\pm 5\%$
Conducted Spurious Emission	$\pm 2.77\text{dB}$
Radiated Emission	$\pm 2.95\text{dB}$

This uncertainty represent an expanded uncertainty expressed at approximately the 95% confidence level using a coverage factor of  $k=2$ .





## Annex B Testing Laboratory Information

### 1. Identification of the Responsible Testing Laboratory

<b>Laboratory Name:</b>	Shenzhen Morlab Communications Technology Co., Ltd.
<b>Laboratory Address:</b>	FL.3, Building A, FeiYang Science Park, No.8 LongChang Road, Block 67, BaoAn District, ShenZhen, GuangDong Province, P. R. China
<b>Telephone:</b>	+86 755 36698555
<b>Facsimile:</b>	+86 755 36698525

### 2. Identification of the Responsible Testing Location

<b>Name:</b>	Shenzhen Morlab Communications Technology Co., Ltd.
<b>Address:</b>	FL.3, Building A, FeiYang Science Park, No.8 LongChang Road, Block 67, BaoAn District, ShenZhen, GuangDong Province, P. R. China

### 3. Facilities and Accreditations

All measurement facilities used to collect the measurement data are located at FL.3, Building A, FeiYang Science Park, Block 67, BaoAn District, Shenzhen, 518101 P. R. China. The test site is constructed in conformance with the requirements of ANSI C63.10-2013 and CISPR Publication 22; the FCC designation number is CN1192, the test firm registration number is 226174.





#### 4. Test Equipments Utilized

##### 4.1 Conducted Test Equipments

Equipment Name	Serial No.	Type	Manufacturer	Cal. Date	Due Date
EXA Signal Analyzer	MY51511149	N9020A	Agilent	2022.07.04	2023.07.03
Communication Test Station	6200995016	MT8820C	Anritsu	2022.10.11	2023.10.10
Temperature Chamber	S022177101 00089002	KMT-36LF 1A0	KOMEG	2022.11.18	2023.11.17

##### 4.2 List of Software Used

Description	Manufacturer	Software Version
MORLAB EMCR V1.2	MORLAB	V1.0



**4.3 Radiated Test Equipments**

Equipment Name	Serial No.	Type	Manufacturer	Cal. Date	Due Date
System Simulator	152038	CMW500	R&S	2022.10.11	2023.10.10
Receiver	MY54130016	N9038A	Agilent	2022.07.07	2023.07.06
Test Antenna - Bi-Log	9163-519	VULB 9163	Schwarzbeck	2022.05.25	2025.05.24
Test Antenna - Horn	9120D-963	BBHA 9120D	Schwarzbeck	2022.05.23	2025.05.24
RF Coaxial Cable (DC-18GHz)	MRE001	PE330	Pasternack	2022.07.08	2023.07.07
RF Coaxial Cable (DC-18GHz)	MRE002	CLU18	Pasternack	2022.07.08	2023.07.07
RF Coaxial Cable (DC-18GHz)	MRE003	CLU18	Pasternack	2022.07.08	2023.07.07
RF Coaxial Cable (DC-40GHz)	22290045	QA360-40-K K-0.5	Qualwave	2022.07.08	2023.07.07
RF Coaxial Cable (DC-40GHz)	22290046	QA360-40-K KF-2	Qualwave	2022.07.08	2023.07.07
Preamplifier (10MHz-6GHz)	46732	S10M100L38 02	LUCIX CORP.	2022.07.08	2023.07.07
Preamplifier (2GHz-18GHz)	61171/61172	S020180L32 03	LUCIX CORP.	2022.07.08	2023.07.07
Preamplifier (18GHz-40GHz)	DS77209	DCLNA0118-40C-S	Decentest	2022.07.23	2023.07.22
Notch Filter	N/A	WRCG-GSM 850	Wainwright	2022.07.08	2023.07.07
Notch Filter	N/A	WRCG-GSM 1900	Wainwright	2022.07.08	2023.07.07
Notch Filter	N/A	WRCGV-W Band V	Wainwright	2022.07.08	2023.07.07
Notch Filter	N/A	WRCGV-W Band II	Wainwright	2022.07.08	2023.07.07





Equipment Name	Serial No.	Type	Manufacturer	Cal. Date	Due Date
Notch Filter	N/A	WRCGV-W Band IV	Wainwright	2022.07.08	2023.07.07
Anechoic Chamber	N/A	9m*6m*6m	CRT	2022.05.10	2025.05.09

\_\_\_\_\_ END OF REPORT \_\_\_\_\_

