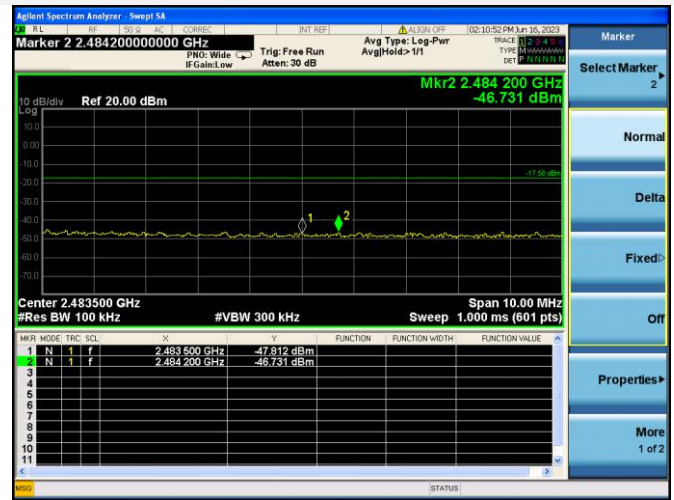


VHT-20 MHz CHANNEL 10, CARRIER LEVEL



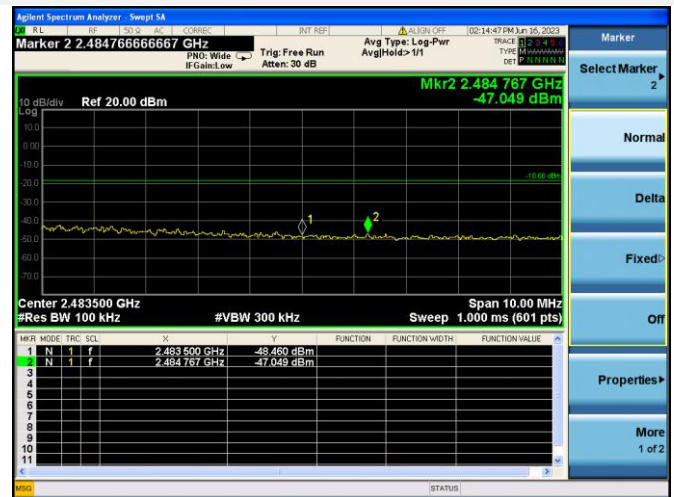
VHT-20 MHz CHANNEL 10, BAND EDGE



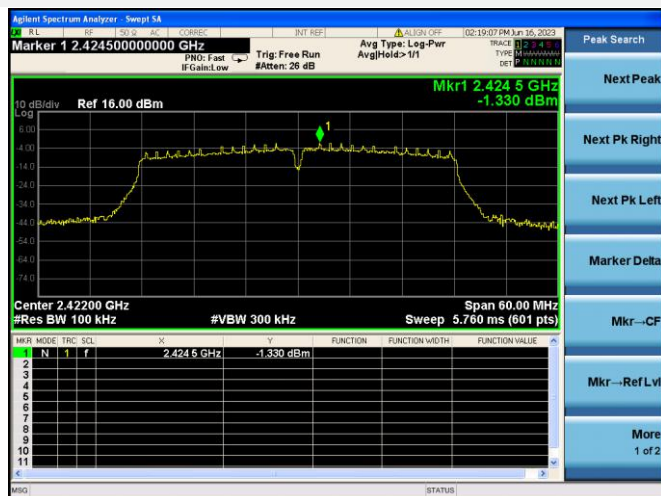
VHT-20 MHz CHANNEL 11, CARRIER LEVEL



VHT-20 MHz CHANNEL 11, BAND EDGE



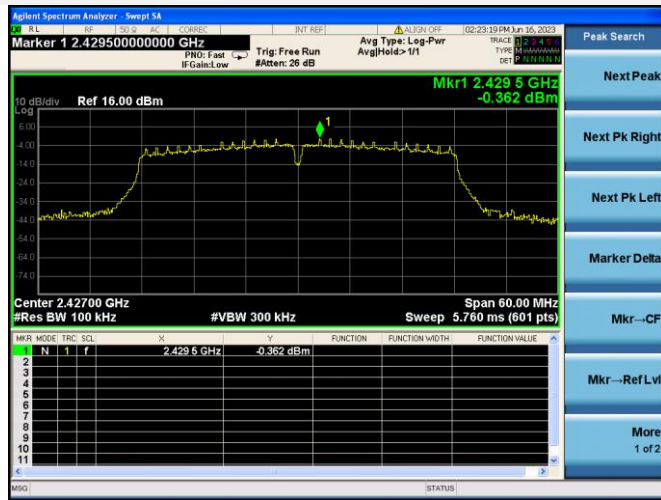
VHT-40 MHz CHANNEL 3, CARRIER LEVEL



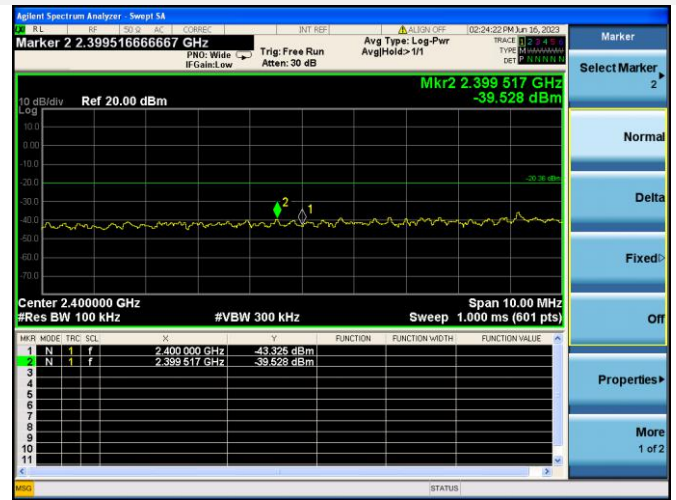
VHT-40 MHz CHANNEL 3, BAND EDGE



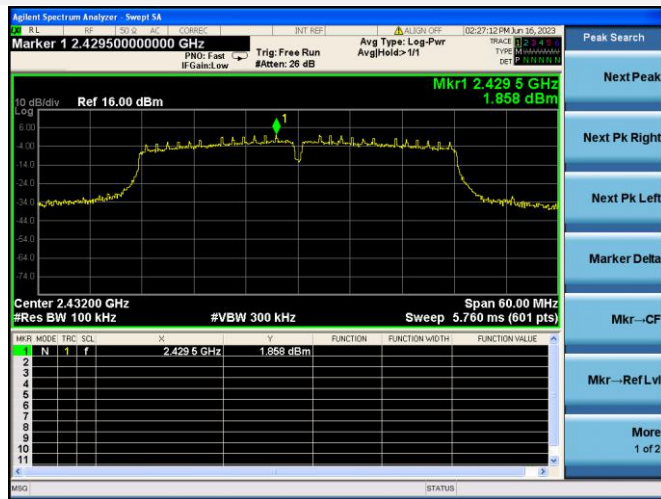
VHT-40 MHz CHANNEL 4, CARRIER LEVEL



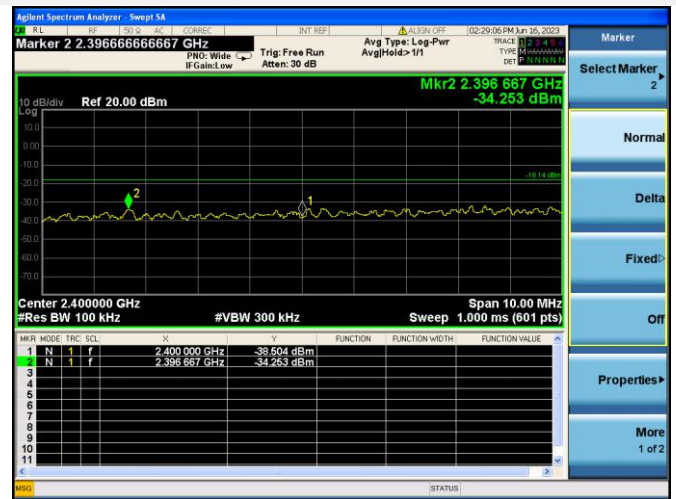
VHT-40 MHz CHANNEL 4, BAND EDGE



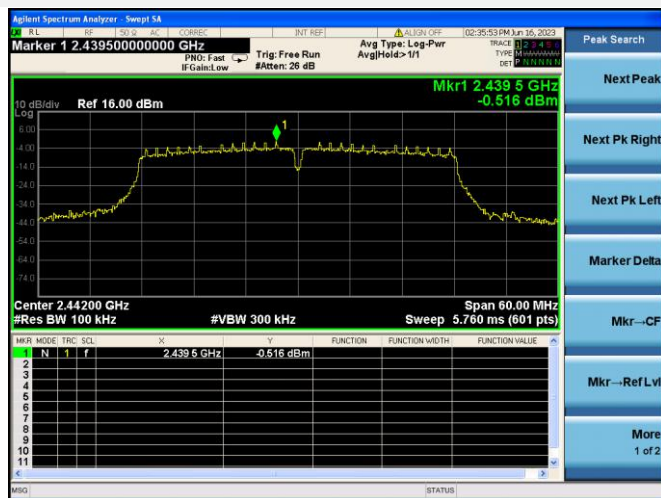
VHT-40 MHz CHANNEL 5, CARRIER LEVEL



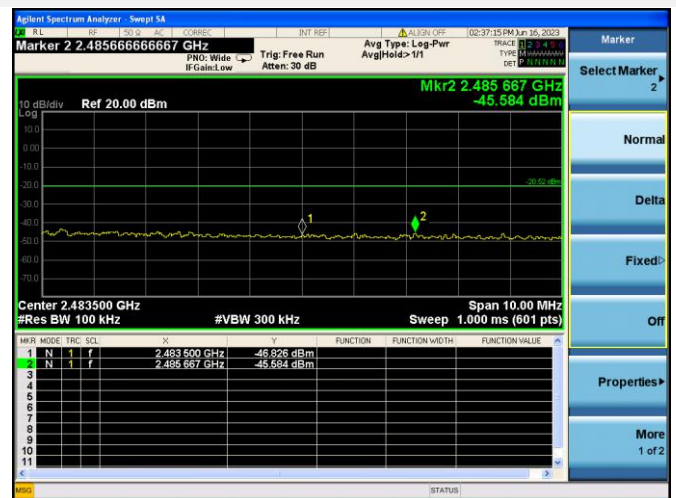
VHT-40 MHz CHANNEL 5, BAND EDGE



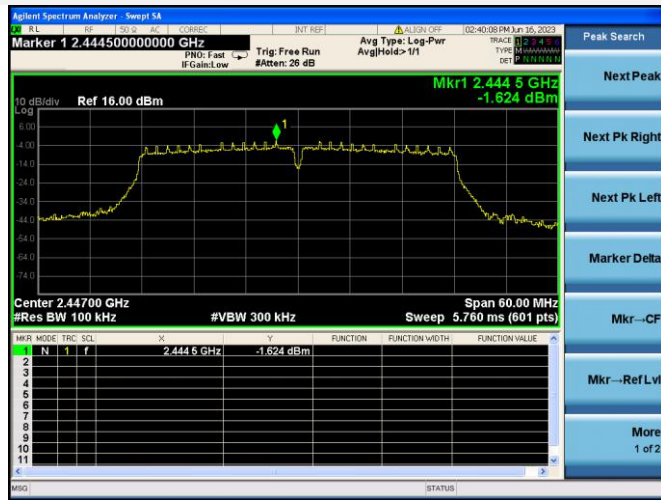
VHT-40 MHz CHANNEL 7, CARRIER LEVEL



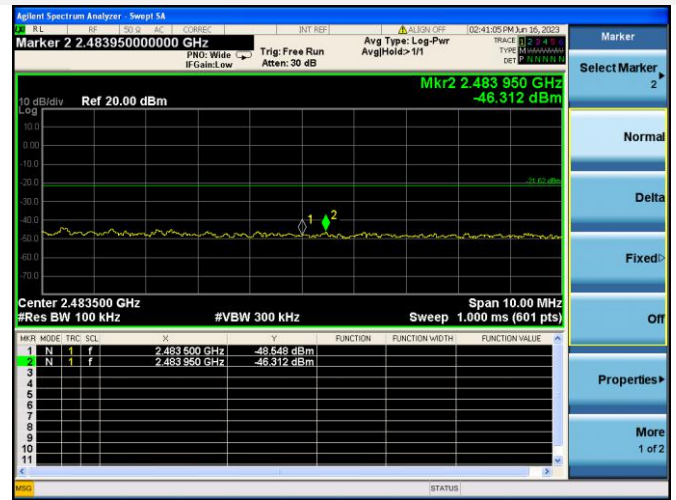
VHT-40 MHz CHANNEL 7, BAND EDGE



VHT-40 MHz CHANNEL 8, CARRIER LEVEL



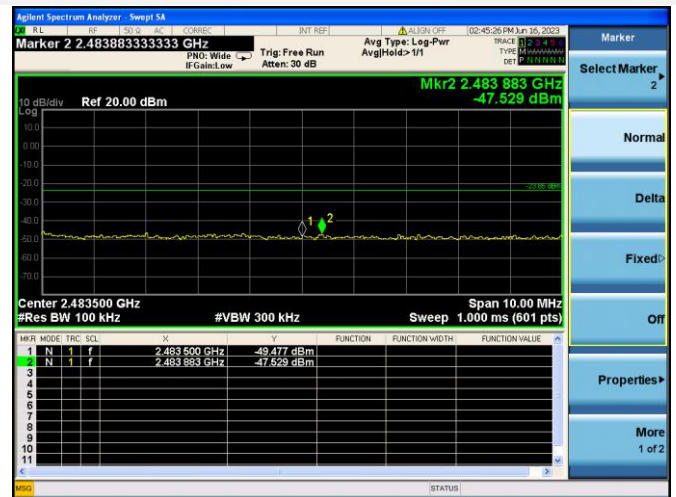
VHT-40 MHz CHANNEL 8, BAND EDGE



VHT-40 MHz CHANNEL 9, CARRIER LEVEL



VHT-40 MHz CHANNEL 9, BAND EDGE



A.5 Conducted Emissions

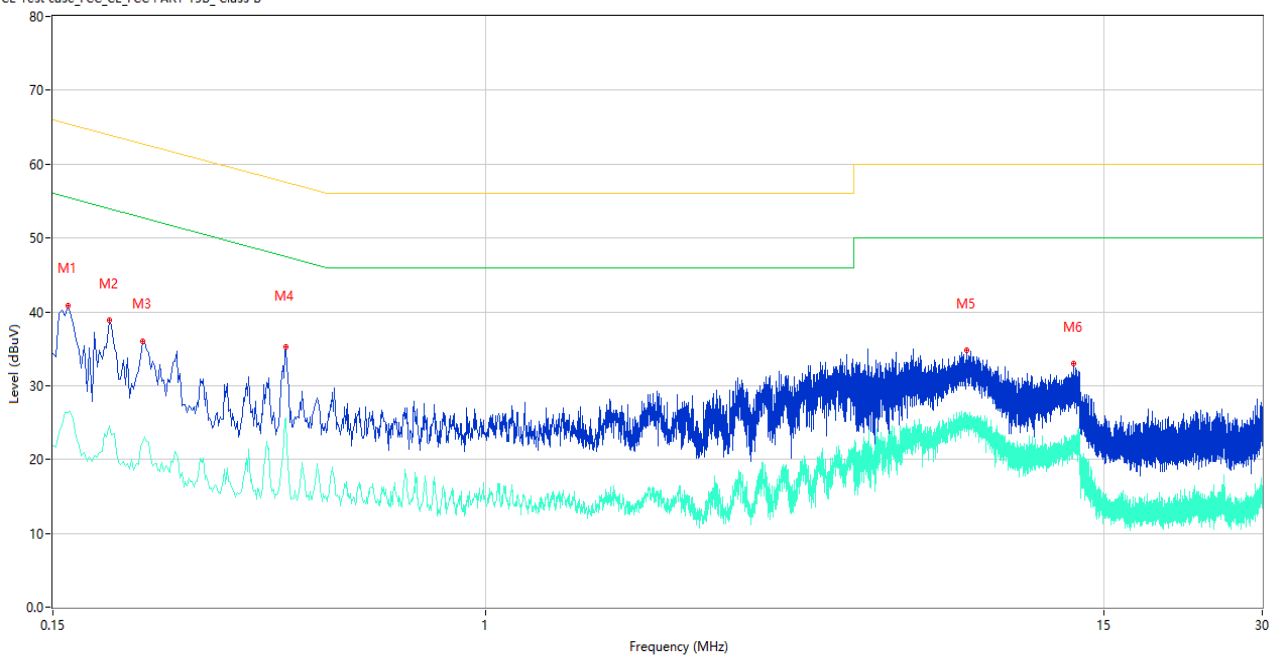
Note ¹: The EUT is working in the Normal link mode. All modes have been tested and normal link mode is worst.

Note ²: Devices subject to Part 15 must be tested for all available U.S. voltages and frequencies (such as a nominal 120 VAC, 60 Hz and 240 VAC, 50 Hz) for which the device is capable of operation. So, The configuration 120 VAC, 60 Hz and 240 VAC, 50 Hz were tested respectively, but only the worst configuration (120 VAC, 60 Hz) shown here.

Test Data and Plots

PHASE L

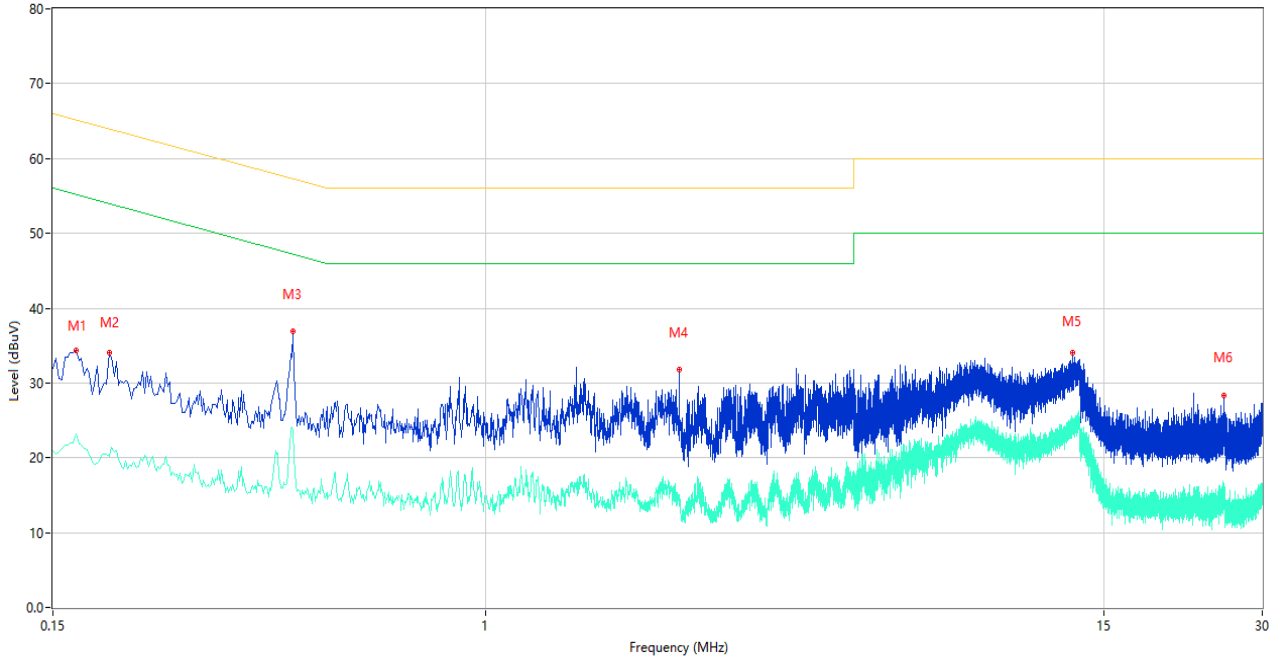
CE Test case_FCC_CE_FCC PART 15B_Class B



No.	Frequency (MHz)	Results (dBuV)	Factor (dB)	Limit (dBuV)	Margin (dB)	Detector	Line	Verdict
1	0.160	40.90	9.83	65.46	24.56	Peak	L	Pass
1**	0.160	26.40	9.83	55.46	29.06	AV	L	Pass
2	0.192	38.81	9.79	63.95	25.14	Peak	L	Pass
2**	0.192	24.51	9.79	53.95	29.44	AV	L	Pass
3	0.222	36.06	9.78	62.74	26.68	Peak	L	Pass
3**	0.222	22.25	9.78	52.74	30.49	AV	L	Pass
4	0.416	35.30	10.36	57.53	22.23	Peak	L	Pass
4**	0.416	25.59	10.36	47.53	21.94	AV	L	Pass
5	8.226	34.77	10.25	60.00	25.23	Peak	L	Pass
5**	8.226	25.55	10.25	50.00	24.45	AV	L	Pass
6	13.120	33.01	10.42	60.00	26.99	Peak	L	Pass
6**	13.120	22.36	10.42	50.00	27.64	AV	L	Pass

PHASE N

CE Test case_FCC_CE_FCC PART 15B_Class B



No.	Frequency (MHz)	Results (dBuV)	Factor (dB)	Limit (dBuV)	Margin (dB)	Detector	Line	Verdict
1	0.166	34.34	9.82	65.16	30.82	Peak	N	Pass
1**	0.166	23.18	9.82	55.16	31.98	AV	N	Pass
2	0.192	34.00	9.79	63.95	29.95	Peak	N	Pass
2**	0.192	20.14	9.79	53.95	33.81	AV	N	Pass
3	0.430	36.96	10.34	57.25	20.29	Peak	N	Pass
3**	0.430	23.81	10.34	47.25	23.44	AV	N	Pass
4	2.332	31.78	10.23	56.00	24.22	Peak	N	Pass
4**	2.332	15.01	10.23	46.00	30.99	AV	N	Pass
5	13.072	34.09	10.35	60.00	25.91	Peak	N	Pass
5**	13.072	23.52	10.35	50.00	26.48	AV	N	Pass
6	25.330	28.40	10.76	60.00	31.60	Peak	N	Pass
6**	25.330	14.88	10.76	50.00	35.12	AV	N	Pass

A.6 Radiated Emission

Note ¹: The symbol of "--" in the table which means not application.

Note ²: For the test data above 1 GHz, According the ANSI C63.10-2013, where limits are specified for both average and peak (or quasi-peak) detector functions, if the peak (or quasi-peak) measured value complies with the average limit, it is unnecessary to perform an average measurement.

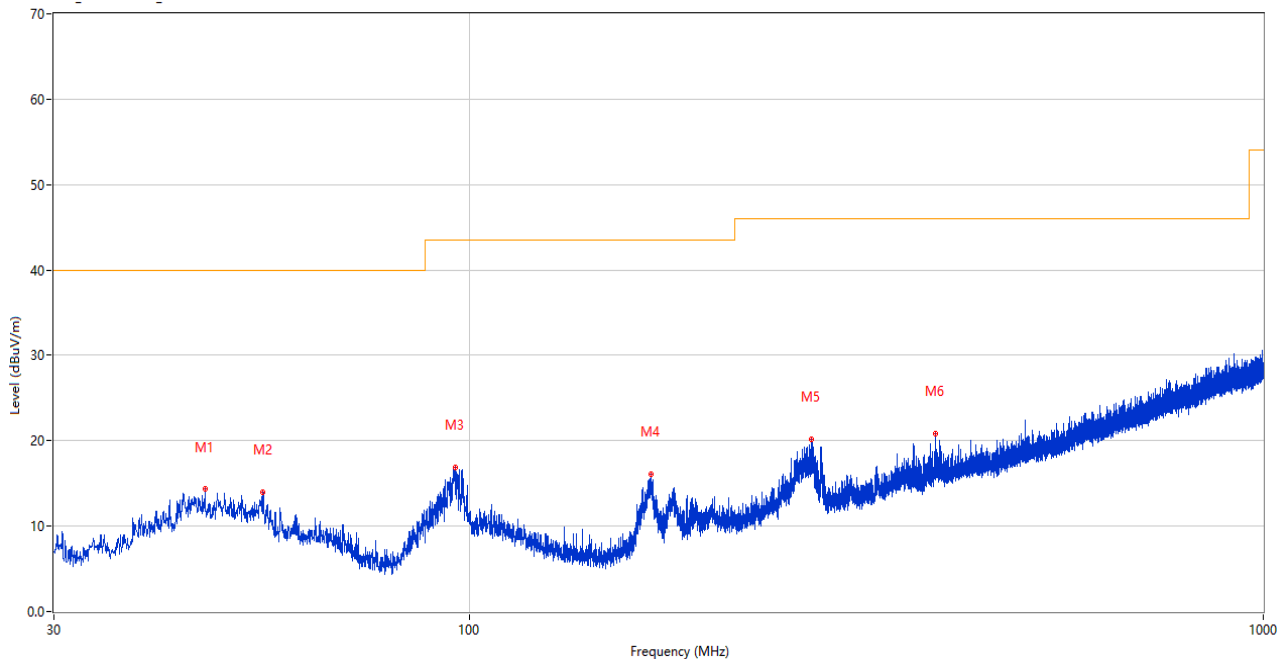
Note ³: The low frequency, which started from 9 kHz to 30 MHz, was pre-scanned and the result which was 20 dB lower than the limit line per 15.31(o) was not reported.

Note ⁴: The EUT is working in the Normal link mode below 1 GHz. All modes have been tested and normal link mode is worst.

Test Data and Plots

30 MHz to 1 GHz, ANT H

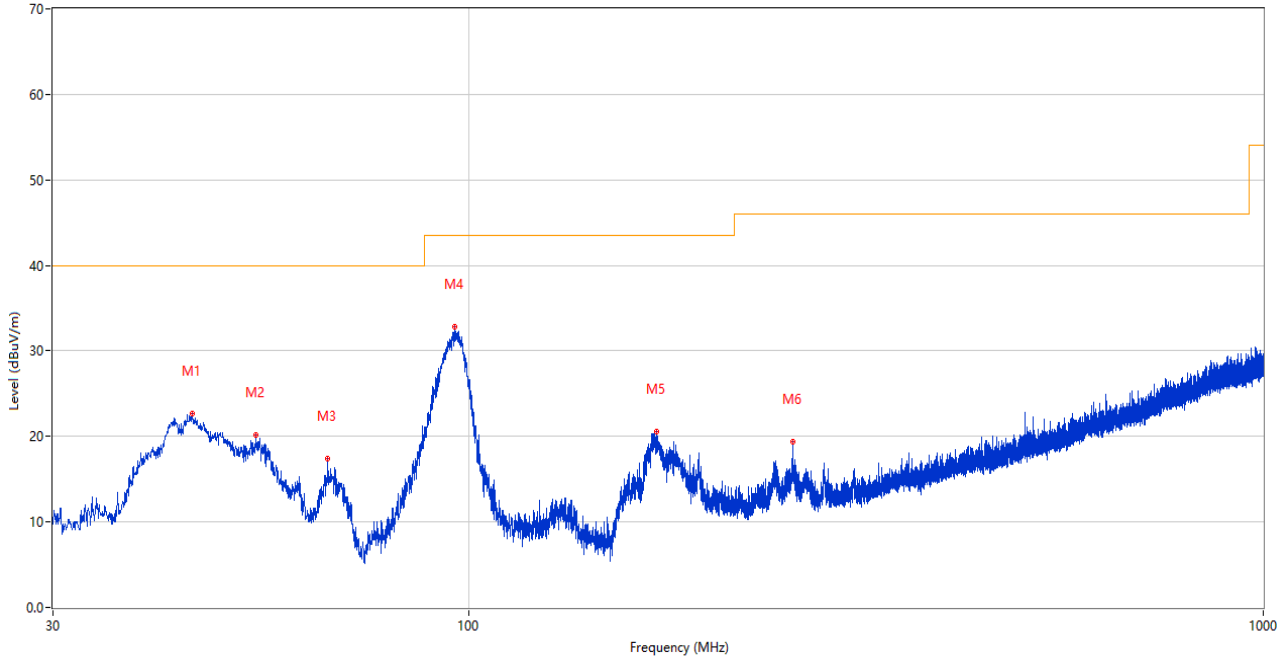
RE Test case_FCC Part 15B_FCC Part 15B Class B 30MHz-1GHz



No.	Frequency (MHz)	Results (dBuV/m)	Factor (dB)	Limit (dBuV/m)	Margin (dB)	Detector	Table (Degree)	Height (cm)	Antenna	Verdict
1	46.490	14.31	-25.56	40.0	25.69	Peak	88.00	100	Horizontal	Pass
2	55.026	13.98	-25.80	40.0	26.02	Peak	195.00	100	Horizontal	Pass
3	95.960	16.91	-27.39	43.5	26.59	Peak	233.00	200	Horizontal	Pass
4	169.292	16.03	-29.26	43.5	27.47	Peak	253.00	200	Horizontal	Pass
5	269.736	20.22	-24.50	46.0	25.78	Peak	230.00	100	Horizontal	Pass
6	386.766	20.79	-21.33	46.0	25.21	Peak	59.00	100	Horizontal	Pass

30 MHz to 1 GHz, ANT V

RE Test case_FCC Part 15B_FCC Part 15B Class B 30MHz-1GHz



No.	Frequency (MHz)	Results (dBuV/m)	Factor (dB)	Limit (dBuV/m)	Margin (dB)	Detector	Table (Degree)	Height (cm)	Antenna	Verdict
1	44.938	22.67	-25.57	40.0	17.33	Peak	184.00	100	Vertical	Pass
2	53.959	20.17	-25.55	40.0	19.83	Peak	87.00	100	Vertical	Pass
3	66.424	17.40	-27.89	40.0	22.60	Peak	143.00	100	Vertical	Pass
4	96.202	32.80	-27.34	43.5	10.70	Peak	169.00	100	Vertical	Pass
5	172.444	20.54	-29.06	43.5	22.96	Peak	48.00	100	Vertical	Pass
6	255.816	19.36	-24.63	46.0	26.64	Peak	275.00	100	Vertical	Pass

Note 1: The marked spikes near 2400 MHz with circle should be ignored because they are Fundamental signal.

Note 2: The spurious above 18G is noise only, do not show on the report.

1 GHz to 18 GHz, ANT H 802.11b Channel 1

No.	Frequency (MHz)	Results (dBuV/m)	Factor (dB)	Limit (dBuV/m)	Margin (dB)	Detector	Table (Degree)	Height (cm)	Antenna	Verdict
1	1410.700	39.28	-17.40	74.0	34.72	Peak	356.00	200	Horizontal	Pass
1**	1410.700	29.29	-17.40	54.0	24.71	AV	356.00	200	Horizontal	Pass
2	2410.800	101.80	-12.60	74.0	-27.80	Peak	344.00	150	Horizontal	N/A
2**	2410.800	98.88	-12.60	54.0	-44.88	AV	344.00	150	Horizontal	N/A
3	4824.200	52.25	-3.42	74.0	21.75	Peak	359.00	150	Horizontal	Pass
3**	4824.200	47.06	-3.42	54.0	6.94	AV	359.00	150	Horizontal	Pass
4	6609.800	54.63	1.54	74.0	19.37	Peak	337.00	100	Horizontal	Pass
4**	6609.800	47.02	1.54	54.0	6.98	AV	337.00	100	Horizontal	Pass
5	12606.537	53.26	1.91	74.0	20.74	Peak	329.00	100	Horizontal	Pass
5**	12606.537	44.04	1.91	54.0	9.96	AV	329.00	100	Horizontal	Pass
6	17177.062	54.28	2.57	74.0	19.72	Peak	146.00	200	Horizontal	Pass
6**	17177.062	45.43	2.57	54.0	8.57	AV	146.00	200	Horizontal	Pass

1 GHz to 18 GHz, ANT V 802.11b Channel 1

No.	Frequency (MHz)	Results (dBuV/m)	Factor (dB)	Limit (dBuV/m)	Margin (dB)	Detector	Table (Degree)	Height (cm)	Antenna	Verdict
1	1439.500	38.89	-17.46	74.0	35.11	Peak	49.00	400	Vertical	Pass
1**	1439.500	29.48	-17.46	54.0	24.52	AV	49.00	400	Vertical	Pass
2	2410.900	84.58	-12.59	74.0	-10.58	Peak	187.00	100	Vertical	N/A
2**	2410.900	81.73	-12.59	54.0	-27.73	AV	187.00	100	Vertical	N/A
3	4808.600	50.66	-3.24	74.0	23.34	Peak	236.00	150	Vertical	Pass
3**	4808.600	41.20	-3.24	54.0	12.80	AV	236.00	150	Vertical	Pass
4	6605.600	54.58	1.28	74.0	19.42	Peak	195.00	200	Vertical	Pass
4**	6605.600	45.56	1.28	54.0	8.44	AV	195.00	200	Vertical	Pass
5	12440.075	53.62	1.78	74.0	20.38	Peak	348.00	200	Vertical	Pass
5**	12440.075	43.38	1.78	54.0	10.62	AV	348.00	200	Vertical	Pass
6	17422.762	53.86	3.68	74.0	20.14	Peak	166.00	200	Vertical	Pass
6**	17422.762	45.08	3.68	54.0	8.92	AV	166.00	200	Vertical	Pass

1 GHz to 18 GHz, ANT H 802.11b Channel 2

No.	Frequency (MHz)	Results (dBuV/m)	Factor (dB)	Limit (dBuV/m)	Margin (dB)	Detector	Table (Degree)	Height (cm)	Antenna	Verdict
1	1306.100	39.20	-17.38	74.0	34.80	Peak	198.00	200	Horizontal	Pass
1**	1306.100	29.13	-17.38	54.0	24.87	AV	198.00	200	Horizontal	Pass
2	2415.800	101.77	-12.34	74.0	-27.77	Peak	350.00	150	Horizontal	N/A
2**	2415.800	98.86	-12.34	54.0	-44.86	AV	350.00	150	Horizontal	N/A
3	4834.000	51.44	-3.52	74.0	22.56	Peak	17.00	150	Horizontal	Pass
3**	4834.000	47.75	-3.52	54.0	6.25	AV	17.00	150	Horizontal	Pass
4	6607.200	54.73	1.50	74.0	19.27	Peak	49.00	200	Horizontal	Pass
4**	6607.200	45.90	1.50	54.0	8.10	AV	49.00	200	Horizontal	Pass
5	12264.988	52.94	1.29	74.0	21.06	Peak	0.00	400	Horizontal	Pass
5**	12264.988	44.31	1.29	54.0	9.69	AV	0.00	400	Horizontal	Pass
6	17180.475	54.11	2.67	74.0	19.89	Peak	115.00	150	Horizontal	Pass
6**	17180.475	45.35	2.67	54.0	8.65	AV	115.00	150	Horizontal	Pass

1 GHz to 18 GHz, ANT V 802.11b Channel 2

No.	Frequency (MHz)	Results (dBuV/m)	Factor (dB)	Limit (dBuV/m)	Margin (dB)	Detector	Table (Degree)	Height (cm)	Antenna	Verdict
1	1412.700	38.97	-17.49	74.0	35.03	Peak	40.00	400	Vertical	Pass
1**	1412.700	29.06	-17.49	54.0	24.94	AV	40.00	400	Vertical	Pass
2	2415.800	86.08	-12.34	74.0	-12.08	Peak	189.00	150	Vertical	N/A
2**	2415.800	83.18	-12.34	54.0	-29.18	AV	189.00	150	Vertical	N/A
3	4834.000	49.90	-3.52	74.0	24.10	Peak	132.00	150	Vertical	Pass
3**	4834.000	44.60	-3.52	54.0	9.40	AV	132.00	150	Vertical	Pass
4	6743.600	55.13	0.87	74.0	18.87	Peak	184.00	200	Vertical	Pass
4**	6743.600	45.07	0.87	54.0	8.93	AV	184.00	200	Vertical	Pass
5	12704.862	53.08	0.89	74.0	20.92	Peak	234.00	200	Vertical	Pass
5**	12704.862	44.86	0.89	54.0	9.14	AV	234.00	200	Vertical	Pass
6	17412.262	53.78	3.53	74.0	20.22	Peak	181.00	200	Vertical	Pass
6**	17412.262	45.39	3.53	54.0	8.61	AV	181.00	200	Vertical	Pass

1 GHz to 18 GHz, ANT H 802.11b Channel 3

No.	Frequency (MHz)	Results (dBuV/m)	Factor (dB)	Limit (dBuV/m)	Margin (dB)	Detector	Table (Degree)	Height (cm)	Antenna	Verdict
1	1537.400	38.70	-17.29	74.0	35.30	Peak	19.00	400	Horizontal	Pass
1**	1537.400	29.01	-17.29	54.0	24.99	AV	19.00	400	Horizontal	Pass
2	2420.800	101.66	-12.41	74.0	-27.66	Peak	350.00	100	Horizontal	N/A
2**	2420.800	98.75	-12.41	54.0	-44.75	AV	350.00	100	Horizontal	N/A
3	4844.200	51.57	-3.43	74.0	22.43	Peak	0.00	150	Horizontal	Pass
3**	4844.200	47.97	-3.43	54.0	6.03	AV	0.00	150	Horizontal	Pass
4	6607.800	54.69	1.53	74.0	19.31	Peak	281.00	100	Horizontal	Pass
4**	6607.800	46.14	1.53	54.0	7.86	AV	281.00	100	Horizontal	Pass
5	12324.787	53.55	1.42	74.0	20.45	Peak	5.00	100	Horizontal	Pass
5**	12324.787	43.53	1.42	54.0	10.47	AV	5.00	100	Horizontal	Pass
6	17408.850	53.58	3.42	74.0	20.42	Peak	93.00	400	Horizontal	Pass
6**	17408.850	45.60	3.42	54.0	8.40	AV	93.00	400	Horizontal	Pass

1 GHz to 18 GHz, ANT V 802.11b Channel 3

No.	Frequency (MHz)	Results (dBuV/m)	Factor (dB)	Limit (dBuV/m)	Margin (dB)	Detector	Table (Degree)	Height (cm)	Antenna	Verdict
1	1261.200	38.91	-17.49	74.0	35.09	Peak	0.00	300	Vertical	Pass
1**	1261.200	29.13	-17.49	54.0	24.87	AV	0.00	300	Vertical	Pass
2	2423.200	85.61	-12.57	74.0	-11.61	Peak	346.00	200	Vertical	N/A
2**	2423.200	82.76	-12.57	54.0	-28.76	AV	346.00	200	Vertical	N/A
3	4844.400	49.32	-3.42	74.0	24.68	Peak	154.00	150	Vertical	Pass
3**	4844.400	44.60	-3.42	54.0	9.40	AV	154.00	150	Vertical	Pass
4	6930.200	54.62	0.75	74.0	19.38	Peak	18.00	100	Vertical	Pass
4**	6930.200	44.77	0.75	54.0	9.23	AV	18.00	100	Vertical	Pass
5	12612.287	53.45	1.88	74.0	20.55	Peak	118.00	200	Vertical	Pass
5**	12612.287	44.39	1.88	54.0	9.61	AV	118.00	200	Vertical	Pass
6	17182.575	53.75	2.60	74.0	20.25	Peak	34.00	300	Vertical	Pass
6**	17182.575	45.37	2.60	54.0	8.63	AV	34.00	300	Vertical	Pass

1 GHz to 18 GHz, ANT H 802.11b Channel 4

No.	Frequency (MHz)	Results (dBuV/m)	Factor (dB)	Limit (dBuV/m)	Margin (dB)	Detector	Table (Degree)	Height (cm)	Antenna	Verdict
1	1529.200	38.89	-17.45	74.0	35.11	Peak	208.00	200	Horizontal	Pass
1**	1529.200	29.72	-17.45	54.0	24.28	AV	208.00	200	Horizontal	Pass
2	2428.100	101.81	-12.74	74.0	-27.81	Peak	352.00	200	Horizontal	N/A
2**	2428.100	99.02	-12.74	54.0	-45.02	AV	352.00	200	Horizontal	N/A
3	4854.200	52.43	-3.46	74.0	21.57	Peak	18.00	150	Horizontal	Pass
3**	4854.200	47.99	-3.46	54.0	6.01	AV	18.00	150	Horizontal	Pass
4	6631.000	55.16	0.84	74.0	18.84	Peak	175.00	400	Horizontal	Pass
4**	6631.000	44.96	0.84	54.0	9.04	AV	175.00	400	Horizontal	Pass
5	12617.463	53.27	1.83	74.0	20.73	Peak	298.00	300	Horizontal	Pass
5**	12617.463	43.35	1.83	54.0	10.65	AV	298.00	300	Horizontal	Pass
6	17236.126	53.18	1.56	74.0	20.82	Peak	201.00	100	Horizontal	Pass
6**	17236.126	45.51	1.56	54.0	8.49	AV	201.00	100	Horizontal	Pass

1 GHz to 18 GHz, ANT V 802.11b Channel 4

No.	Frequency (MHz)	Results (dBuV/m)	Factor (dB)	Limit (dBuV/m)	Margin (dB)	Detector	Table (Degree)	Height (cm)	Antenna	Verdict
1	1595.800	39.03	-17.72	74.0	34.97	Peak	183.00	100	Vertical	Pass
1**	1595.800	29.24	-17.72	54.0	24.76	AV	183.00	100	Vertical	Pass
2	2425.900	85.98	-12.69	74.0	-11.98	Peak	346.00	200	Vertical	N/A
2**	2425.900	83.06	-12.69	54.0	-29.06	AV	346.00	200	Vertical	N/A
3	4853.800	49.91	-3.44	74.0	24.09	Peak	133.00	150	Vertical	Pass
3**	4853.800	44.66	-3.44	54.0	9.34	AV	133.00	150	Vertical	Pass
4	6683.000	55.14	0.13	74.0	18.86	Peak	81.00	200	Vertical	Pass
4**	6683.000	45.65	0.13	54.0	8.35	AV	81.00	200	Vertical	Pass
5	12317.025	53.45	1.41	74.0	20.55	Peak	100.00	200	Vertical	Pass
5**	12317.025	43.28	1.41	54.0	10.72	AV	100.00	200	Vertical	Pass
6	17191.762	54.02	2.28	74.0	19.98	Peak	339.00	200	Vertical	Pass
6**	17191.762	46.52	2.28	54.0	7.48	AV	339.00	200	Vertical	Pass

1 GHz to 18 GHz, ANT H 802.11b Channel 5

No.	Frequency (MHz)	Results (dBuV/m)	Factor (dB)	Limit (dBuV/m)	Margin (dB)	Detector	Table (Degree)	Height (cm)	Antenna	Verdict
1	1501.900	39.07	-17.46	74.0	34.93	Peak	237.00	400	Horizontal	Pass
1**	1501.900	29.49	-17.46	54.0	24.51	AV	237.00	400	Horizontal	Pass
2	2433.200	102.27	-12.68	74.0	-28.27	Peak	351.00	100	Horizontal	N/A
2**	2433.200	99.27	-12.68	54.0	-45.27	AV	351.00	100	Horizontal	N/A
3	4864.400	52.25	-3.24	74.0	21.75	Peak	354.00	150	Horizontal	Pass
3**	4864.400	47.83	-3.24	54.0	6.17	AV	354.00	150	Horizontal	Pass
4	6271.000	54.86	0.53	74.0	19.14	Peak	0.00	100	Horizontal	Pass
4**	6271.000	45.82	0.53	54.0	8.18	AV	0.00	100	Horizontal	Pass
5	12742.237	53.23	1.27	74.0	20.77	Peak	0.00	400	Horizontal	Pass
5**	12742.237	44.05	1.27	54.0	9.95	AV	0.00	400	Horizontal	Pass
6	17170.762	53.81	2.41	74.0	20.19	Peak	15.00	300	Horizontal	Pass
6**	17170.762	45.93	2.41	54.0	8.07	AV	15.00	300	Horizontal	Pass

1 GHz to 18 GHz, ANT V 802.11b Channel 5

No.	Frequency (MHz)	Results (dBuV/m)	Factor (dB)	Limit (dBuV/m)	Margin (dB)	Detector	Table (Degree)	Height (cm)	Antenna	Verdict
1	1564.200	39.10	-17.52	74.0	34.90	Peak	238.00	200	Vertical	Pass
1**	1564.200	29.57	-17.52	54.0	24.43	AV	238.00	200	Vertical	Pass
2	2430.800	85.04	-12.74	74.0	-11.04	Peak	344.00	200	Vertical	N/A
2**	2430.800	82.17	-12.74	54.0	-28.17	AV	344.00	200	Vertical	N/A
3	4910.200	50.71	-2.54	74.0	23.29	Peak	6.00	100	Vertical	Pass
3**	4910.200	41.66	-2.54	54.0	12.34	AV	6.00	100	Vertical	Pass
4	6607.800	54.83	1.53	74.0	19.17	Peak	304.00	100	Vertical	Pass
4**	6607.800	45.90	1.53	54.0	8.10	AV	304.00	100	Vertical	Pass
5	11939.250	52.92	1.69	74.0	21.08	Peak	72.00	200	Vertical	Pass
5**	11939.250	44.76	1.69	54.0	9.24	AV	72.00	200	Vertical	Pass
6	17239.800	53.91	1.55	74.0	20.09	Peak	72.00	300	Vertical	Pass
6**	17239.800	45.30	1.55	54.0	8.70	AV	72.00	300	Vertical	Pass

1 GHz to 18 GHz, ANT H 802.11b Channel 6

No.	Frequency (MHz)	Results (dBuV/m)	Factor (dB)	Limit (dBuV/m)	Margin (dB)	Detector	Table (Degree)	Height (cm)	Antenna	Verdict
1	1530.200	38.77	-17.46	74.0	35.23	Peak	220.00	200	Horizontal	Pass
1**	1530.200	29.17	-17.46	54.0	24.83	AV	220.00	200	Horizontal	Pass
2	2438.300	104.01	-12.44	74.0	-30.01	Peak	203.00	100	Horizontal	N/A
2**	2438.300	101.04	-12.44	54.0	-47.04	AV	203.00	100	Horizontal	N/A
3	4874.000	52.58	-3.29	74.0	21.42	Peak	352.00	150	Horizontal	Pass
3**	4874.000	47.42	-3.29	54.0	6.58	AV	352.00	150	Horizontal	Pass
4	6269.600	54.42	0.41	74.0	19.58	Peak	142.00	400	Horizontal	Pass
4**	6269.600	46.62	0.41	54.0	7.38	AV	142.00	400	Horizontal	Pass
5	12490.963	53.18	1.67	74.0	20.82	Peak	290.00	400	Horizontal	Pass
5**	12490.963	43.91	1.67	54.0	10.09	AV	290.00	400	Horizontal	Pass
6	17416.989	53.22	3.69	74.0	20.78	Peak	64.00	300	Horizontal	Pass
6**	17416.989	44.96	3.69	54.0	9.04	AV	64.00	300	Horizontal	Pass

1 GHz to 18 GHz, ANT V 802.11b Channel 6

No.	Frequency (MHz)	Results (dBuV/m)	Factor (dB)	Limit (dBuV/m)	Margin (dB)	Detector	Table (Degree)	Height (cm)	Antenna	Verdict
1	1506.200	39.03	-17.58	74.0	34.97	Peak	203.00	400	Vertical	Pass
1**	1506.200	30.09	-17.58	54.0	23.91	AV	203.00	400	Vertical	Pass
2	2438.200	88.00	-12.45	74.0	-14.00	Peak	172.00	150	Vertical	N/A
2**	2438.200	85.23	-12.45	54.0	-31.23	AV	172.00	150	Vertical	N/A
3	4874.200	50.33	-3.28	74.0	23.67	Peak	127.00	150	Vertical	Pass
3**	4874.200	45.11	-3.28	54.0	8.89	AV	127.00	150	Vertical	Pass
4	6601.800	54.68	0.63	74.0	19.32	Peak	50.00	300	Vertical	Pass
4**	6601.800	45.44	0.63	54.0	8.56	AV	50.00	300	Vertical	Pass
5	12296.325	53.46	1.55	74.0	20.54	Peak	211.00	300	Vertical	Pass
5**	12296.325	44.03	1.55	54.0	9.97	AV	211.00	300	Vertical	Pass
6	17188.614	53.82	2.39	74.0	20.18	Peak	360.00	100	Vertical	Pass
6**	17188.614	46.41	2.39	54.0	7.59	AV	360.00	100	Vertical	Pass

1 GHz to 18 GHz, ANT H 802.11b Channel 7

No.	Frequency (MHz)	Results (dBuV/m)	Factor (dB)	Limit (dBuV/m)	Margin (dB)	Detector	Table (Degree)	Height (cm)	Antenna	Verdict
1	1454.700	39.26	-17.60	74.0	34.74	Peak	110.00	300	Horizontal	Pass
1**	1454.700	29.34	-17.60	54.0	24.66	AV	110.00	300	Horizontal	Pass
2	2443.200	104.12	-12.53	74.0	-30.12	Peak	203.00	200	Horizontal	N/A
2**	2443.200	101.12	-12.53	54.0	-47.12	AV	203.00	200	Horizontal	N/A
3	4884.200	51.81	-3.49	74.0	22.19	Peak	350.00	150	Horizontal	Pass
3**	4884.200	47.59	-3.49	54.0	6.41	AV	350.00	150	Horizontal	Pass
4	6608.400	54.91	1.57	74.0	19.09	Peak	339.00	400	Horizontal	Pass
4**	6608.400	45.67	1.57	54.0	8.33	AV	339.00	400	Horizontal	Pass
5	12703.425	53.54	0.88	74.0	20.46	Peak	299.00	400	Horizontal	Pass
5**	12703.425	43.87	0.88	54.0	10.13	AV	299.00	400	Horizontal	Pass
6	15224.325	53.91	0.73	74.0	20.09	Peak	201.00	300	Horizontal	Pass
6**	15224.325	43.49	0.73	54.0	10.51	AV	201.00	300	Horizontal	Pass

1 GHz to 18 GHz, ANT V 802.11b Channel 7

No.	Frequency (MHz)	Results (dBuV/m)	Factor (dB)	Limit (dBuV/m)	Margin (dB)	Detector	Table (Degree)	Height (cm)	Antenna	Verdict
1	1310.500	39.00	-17.44	74.0	35.00	Peak	198.00	200	Vertical	Pass
1**	1310.500	28.80	-17.44	54.0	25.20	AV	198.00	200	Vertical	Pass
2	2443.300	89.47	-12.54	74.0	-15.47	Peak	181.00	150	Vertical	N/A
2**	2443.300	86.58	-12.54	54.0	-32.58	AV	181.00	150	Vertical	N/A
3	4884.400	49.73	-3.49	74.0	24.27	Peak	89.00	150	Vertical	Pass
3**	4884.400	44.18	-3.49	54.0	9.82	AV	89.00	150	Vertical	Pass
4	6613.000	54.79	1.35	74.0	19.21	Peak	324.00	300	Vertical	Pass
4**	6613.000	46.28	1.35	54.0	7.72	AV	324.00	300	Vertical	Pass
5	12443.525	52.95	1.80	74.0	21.05	Peak	171.00	200	Vertical	Pass
5**	12443.525	44.00	1.80	54.0	10.00	AV	171.00	200	Vertical	Pass
6	17170.238	53.53	2.40	74.0	20.47	Peak	144.00	100	Vertical	Pass
6**	17170.238	44.34	2.40	54.0	9.66	AV	144.00	100	Vertical	Pass

1 GHz to 18 GHz, ANT H 802.11b Channel 8

No.	Frequency (MHz)	Results (dBuV/m)	Factor (dB)	Limit (dBuV/m)	Margin (dB)	Detector	Table (Degree)	Height (cm)	Antenna	Verdict
1	1565.700	38.65	-17.53	74.0	35.35	Peak	311.00	300	Horizontal	Pass
1**	1565.700	29.17	-17.53	54.0	24.83	AV	311.00	300	Horizontal	Pass
2	2448.300	104.11	-12.43	74.0	-30.11	Peak	211.00	100	Horizontal	N/A
2**	2448.300	101.13	-12.43	54.0	-47.13	AV	211.00	100	Horizontal	N/A
3	4894.200	50.91	-2.98	74.0	23.09	Peak	360.00	150	Horizontal	Pass
3**	4894.200	47.27	-2.98	54.0	6.73	AV	360.00	150	Horizontal	Pass
4	6611.400	55.07	1.45	74.0	18.93	Peak	234.00	300	Horizontal	Pass
4**	6611.400	45.87	1.45	54.0	8.13	AV	234.00	300	Horizontal	Pass
5	12302.937	53.51	1.42	74.0	20.49	Peak	0.00	400	Horizontal	Pass
5**	12302.937	43.80	1.42	54.0	10.20	AV	0.00	400	Horizontal	Pass
6	17206.989	53.47	1.58	74.0	20.53	Peak	241.00	100	Horizontal	Pass
6**	17206.989	45.15	1.58	54.0	8.85	AV	241.00	100	Horizontal	Pass

1 GHz to 18 GHz, ANT V 802.11b Channel 8

No.	Frequency (MHz)	Results (dBuV/m)	Factor (dB)	Limit (dBuV/m)	Margin (dB)	Detector	Table (Degree)	Height (cm)	Antenna	Verdict
1	1550.500	38.84	-17.47	74.0	35.16	Peak	193.00	200	Vertical	Pass
1**	1550.500	29.67	-17.47	54.0	24.33	AV	193.00	200	Vertical	Pass
2	2448.200	90.65	-12.44	74.0	-16.65	Peak	182.00	100	Vertical	N/A
2**	2448.200	87.98	-12.44	54.0	-33.98	AV	182.00	100	Vertical	N/A
3	4892.800	51.44	-3.01	74.0	22.56	Peak	170.00	150	Vertical	Pass
3**	4892.800	41.49	-3.01	54.0	12.51	AV	170.00	150	Vertical	Pass
4	6599.400	54.83	0.14	74.0	19.17	Peak	202.00	400	Vertical	Pass
4**	6599.400	44.96	0.14	54.0	9.04	AV	202.00	400	Vertical	Pass
5	12277.925	53.47	1.73	74.0	20.53	Peak	203.00	100	Vertical	Pass
5**	12277.925	43.73	1.73	54.0	10.27	AV	203.00	100	Vertical	Pass
6	17200.949	53.92	1.85	74.0	20.08	Peak	360.00	400	Vertical	Pass
6**	17200.949	46.40	1.85	54.0	7.60	AV	360.00	400	Vertical	Pass

1 GHz to 18 GHz, ANT H 802.11b Channel 9

No.	Frequency (MHz)	Results (dBuV/m)	Factor (dB)	Limit (dBuV/m)	Margin (dB)	Detector	Table (Degree)	Height (cm)	Antenna	Verdict
1	1508.100	39.12	-17.61	74.0	34.88	Peak	93.00	100	Horizontal	Pass
1**	1508.100	29.16	-17.61	54.0	24.84	AV	93.00	100	Horizontal	Pass
2	2450.800	103.71	-12.36	74.0	-29.71	Peak	209.00	100	Horizontal	N/A
2**	2450.800	100.69	-12.36	54.0	-46.69	AV	209.00	100	Horizontal	N/A
3	4904.200	51.87	-2.35	74.0	22.13	Peak	215.00	150	Horizontal	Pass
3**	4904.200	47.34	-2.35	54.0	6.66	AV	215.00	150	Horizontal	Pass
4	6599.400	54.89	0.14	74.0	19.11	Peak	132.00	300	Horizontal	Pass
4**	6599.400	45.09	0.14	54.0	8.91	AV	132.00	300	Horizontal	Pass
5	11750.651	53.23	0.94	74.0	20.77	Peak	60.00	300	Horizontal	Pass
5**	11750.651	42.47	0.94	54.0	11.53	AV	60.00	300	Horizontal	Pass
6	17179.688	53.40	2.67	74.0	20.60	Peak	235.00	150	Horizontal	Pass
6**	17179.688	45.97	2.67	54.0	8.03	AV	235.00	150	Horizontal	Pass

1 GHz to 18 GHz, ANT V 802.11b Channel 9

No.	Frequency (MHz)	Results (dBuV/m)	Factor (dB)	Limit (dBuV/m)	Margin (dB)	Detector	Table (Degree)	Height (cm)	Antenna	Verdict
1	1540.500	39.00	-17.38	74.0	35.00	Peak	182.00	200	Vertical	Pass
1**	1540.500	29.32	-17.38	54.0	24.68	AV	182.00	200	Vertical	Pass
2	2450.900	88.51	-12.37	74.0	-14.51	Peak	187.00	150	Vertical	N/A
2**	2450.900	85.69	-12.37	54.0	-31.69	AV	187.00	150	Vertical	N/A
3	4919.600	51.22	-2.49	74.0	22.78	Peak	64.00	150	Vertical	Pass
3**	4919.600	42.22	-2.49	54.0	11.78	AV	64.00	150	Vertical	Pass
4	6268.400	55.23	0.27	74.0	18.77	Peak	249.00	100	Vertical	Pass
4**	6268.400	45.86	0.27	54.0	8.14	AV	249.00	100	Vertical	Pass
5	12279.650	53.36	1.79	74.0	20.64	Peak	29.00	300	Vertical	Pass
5**	12279.650	44.11	1.79	54.0	9.89	AV	29.00	300	Vertical	Pass
6	16080.862	53.34	1.62	74.0	20.66	Peak	252.00	200	Vertical	Pass
6**	16080.862	45.11	1.62	54.0	8.89	AV	252.00	200	Vertical	Pass

1 GHz to 18 GHz, ANT H 802.11b Channel 10

No.	Frequency (MHz)	Results (dBuV/m)	Factor (dB)	Limit (dBuV/m)	Margin (dB)	Detector	Table (Degree)	Height (cm)	Antenna	Verdict
1	1495.900	38.66	-17.41	74.0	35.34	Peak	131.00	100	Horizontal	Pass
1**	1495.900	30.12	-17.41	54.0	23.88	AV	131.00	100	Horizontal	Pass
2	2455.700	103.37	-12.53	74.0	-29.37	Peak	212.00	100	Horizontal	N/A
2**	2455.700	100.39	-12.53	54.0	-46.39	AV	212.00	100	Horizontal	N/A
3	4914.200	53.24	-2.69	74.0	20.76	Peak	353.00	150	Horizontal	Pass
3**	4914.200	47.93	-2.69	54.0	6.07	AV	353.00	150	Horizontal	Pass
4	6607.600	54.54	1.52	74.0	19.46	Peak	262.00	200	Horizontal	Pass
4**	6607.600	46.45	1.52	54.0	7.55	AV	262.00	200	Horizontal	Pass
5	12732.463	53.48	1.30	74.0	20.52	Peak	156.00	100	Horizontal	Pass
5**	12732.463	43.81	1.30	54.0	10.19	AV	156.00	100	Horizontal	Pass
6	17222.738	53.90	1.37	74.0	20.10	Peak	228.00	300	Horizontal	Pass
6**	17222.738	44.70	1.37	54.0	9.30	AV	228.00	300	Horizontal	Pass

1 GHz to 18 GHz, ANT V 802.11b Channel 10

No.	Frequency (MHz)	Results (dBuV/m)	Factor (dB)	Limit (dBuV/m)	Margin (dB)	Detector	Table (Degree)	Height (cm)	Antenna	Verdict
1	1381.000	38.81	-17.39	74.0	35.19	Peak	333.00	400	Vertical	Pass
1**	1381.000	29.48	-17.39	54.0	24.52	AV	333.00	400	Vertical	Pass
2	2455.800	87.28	-12.52	74.0	-13.28	Peak	189.00	200	Vertical	N/A
2**	2455.800	84.40	-12.52	54.0	-30.40	AV	189.00	200	Vertical	N/A
3	4770.800	50.90	-3.09	74.0	23.10	Peak	53.00	100	Vertical	Pass
3**	4770.800	42.51	-3.09	54.0	11.49	AV	53.00	100	Vertical	Pass
4	6607.200	55.58	1.50	74.0	18.42	Peak	136.00	400	Vertical	Pass
4**	6607.200	46.80	1.50	54.0	7.20	AV	136.00	400	Vertical	Pass
5	12294.313	53.05	1.59	74.0	20.95	Peak	316.00	300	Vertical	Pass
5**	12294.313	43.74	1.59	54.0	10.26	AV	316.00	300	Vertical	Pass
6	17186.775	54.12	2.46	74.0	19.88	Peak	142.00	200	Vertical	Pass
6**	17186.775	45.81	2.46	54.0	8.19	AV	142.00	200	Vertical	Pass

1 GHz to 18 GHz, ANT H 802.11b Channel 11

No.	Frequency (MHz)	Results (dBuV/m)	Factor (dB)	Limit (dBuV/m)	Margin (dB)	Detector	Table (Degree)	Height (cm)	Antenna	Verdict
1	1338.800	40.15	-17.33	74.0	33.85	Peak	296.00	300	Horizontal	Pass
1**	1338.800	29.68	-17.33	54.0	24.32	AV	296.00	300	Horizontal	Pass
2	2460.800	102.85	-12.54	74.0	-28.85	Peak	199.00	100	Horizontal	N/A
2**	2460.800	99.89	-12.54	54.0	-45.89	AV	199.00	100	Horizontal	N/A
3	4924.400	51.71	-2.35	74.0	22.29	Peak	360.00	150	Horizontal	Pass
3**	4924.400	47.91	-2.35	54.0	6.09	AV	360.00	150	Horizontal	Pass
4	6687.600	54.31	-0.10	74.0	19.69	Peak	229.00	100	Horizontal	Pass
4**	6687.600	44.56	-0.10	54.0	9.44	AV	229.00	100	Horizontal	Pass
5	12728.724	53.13	1.29	74.0	20.87	Peak	43.00	100	Horizontal	Pass
5**	12728.724	44.03	1.29	54.0	9.97	AV	43.00	100	Horizontal	Pass
6	17287.574	54.44	1.68	74.0	19.56	Peak	275.00	200	Horizontal	Pass
6**	17287.574	45.39	1.68	54.0	8.61	AV	275.00	200	Horizontal	Pass

1 GHz to 18 GHz, ANT V 802.11b Channel 11

No.	Frequency (MHz)	Results (dBuV/m)	Factor (dB)	Limit (dBuV/m)	Margin (dB)	Detector	Table (Degree)	Height (cm)	Antenna	Verdict
1	1503.300	39.24	-17.43	74.0	34.76	Peak	333.00	400	Vertical	Pass
1**	1503.300	29.26	-17.43	54.0	24.74	AV	333.00	400	Vertical	Pass
2	2460.900	85.29	-12.54	74.0	-11.29	Peak	123.00	200	Vertical	N/A
2**	2460.900	82.41	-12.54	54.0	-28.41	AV	123.00	200	Vertical	N/A
3	4901.400	51.29	-2.54	74.0	22.71	Peak	0.00	100	Vertical	Pass
3**	4901.400	42.34	-2.54	54.0	11.66	AV	0.00	100	Vertical	Pass
4	6683.600	55.20	0.09	74.0	18.80	Peak	168.00	100	Vertical	Pass
4**	6683.600	45.31	0.09	54.0	8.69	AV	168.00	100	Vertical	Pass
5	12722.113	52.82	1.19	74.0	21.18	Peak	360.00	100	Vertical	Pass
5**	12722.113	44.20	1.19	54.0	9.80	AV	360.00	100	Vertical	Pass
6	17183.625	53.17	2.57	74.0	20.83	Peak	37.00	200	Vertical	Pass
6**	17183.625	46.50	2.57	54.0	7.50	AV	37.00	200	Vertical	Pass

1 GHz to 18 GHz, ANT H 802.11g Channel 1

No.	Frequency (MHz)	Results (dBuV/m)	Factor (dB)	Limit (dBuV/m)	Margin (dB)	Detector	Table (Degree)	Height (cm)	Antenna	Verdict
1	1575.600	38.68	-17.53	74.0	35.32	Peak	337.00	100	Horizontal	Pass
1**	1575.600	29.43	-17.53	54.0	24.57	AV	337.00	100	Horizontal	Pass
2	2414.100	107.59	-12.52	74.0	-33.59	Peak	206.00	150	Horizontal	N/A
2**	2414.100	100.54	-12.52	54.0	-46.54	AV	206.00	150	Horizontal	N/A
3	4829.000	49.18	-3.33	74.0	24.82	Peak	360.00	100	Horizontal	Pass
3**	4829.000	44.94	-3.33	54.0	9.06	AV	360.00	100	Horizontal	Pass
4	6274.200	54.79	0.38	74.0	19.21	Peak	353.00	200	Horizontal	Pass
4**	6274.200	45.42	0.38	54.0	8.58	AV	353.00	200	Horizontal	Pass
5	12715.787	53.46	1.07	74.0	20.54	Peak	192.00	400	Horizontal	Pass
5**	12715.787	44.05	1.07	54.0	9.95	AV	192.00	400	Horizontal	Pass
6	17184.938	54.02	2.53	74.0	19.98	Peak	112.00	300	Horizontal	Pass
6**	17184.938	46.40	2.53	54.0	7.60	AV	112.00	300	Horizontal	Pass

1 GHz to 18 GHz, ANT V 802.11g Channel 1

No.	Frequency (MHz)	Results (dBuV/m)	Factor (dB)	Limit (dBuV/m)	Margin (dB)	Detector	Table (Degree)	Height (cm)	Antenna	Verdict
1	1390.600	40.32	-17.52	74.0	33.68	Peak	232.00	100	Vertical	Pass
1**	1390.600	29.84	-17.52	54.0	24.16	AV	232.00	100	Vertical	Pass
2	2414.600	95.73	-12.48	74.0	-21.73	Peak	37.00	100	Vertical	N/A
2**	2414.600	88.68	-12.48	54.0	-34.68	AV	37.00	100	Vertical	N/A
3	4830.400	50.86	-3.34	74.0	23.14	Peak	86.00	200	Vertical	Pass
3**	4830.400	42.05	-3.34	54.0	11.95	AV	86.00	200	Vertical	Pass
4	6738.600	54.32	0.57	74.0	19.68	Peak	328.00	400	Vertical	Pass
4**	6738.600	46.62	0.57	54.0	7.38	AV	328.00	400	Vertical	Pass
5	12687.612	53.38	0.85	74.0	20.62	Peak	277.00	300	Vertical	Pass
5**	12687.612	43.63	0.85	54.0	10.37	AV	277.00	300	Vertical	Pass
6	17407.801	53.77	3.39	74.0	20.23	Peak	0.00	200	Vertical	Pass
6**	17407.801	45.93	3.39	54.0	8.07	AV	0.00	200	Vertical	Pass

1 GHz to 18 GHz, ANT H 802.11g Channel 2

No.	Frequency (MHz)	Results (dBuV/m)	Factor (dB)	Limit (dBuV/m)	Margin (dB)	Detector	Table (Degree)	Height (cm)	Antenna	Verdict
1	1515.000	38.72	-17.60	74.0	35.28	Peak	323.00	400	Horizontal	Pass
1**	1515.000	29.21	-17.60	54.0	24.79	AV	323.00	400	Horizontal	Pass
2	2416.000	106.75	-12.32	74.0	-32.75	Peak	360.00	200	Horizontal	N/A
2**	2416.000	99.90	-12.32	54.0	-45.90	AV	360.00	200	Horizontal	N/A
3	4836.200	51.97	-3.50	74.0	22.03	Peak	354.00	100	Horizontal	Pass
3**	4836.200	43.92	-3.50	54.0	10.08	AV	354.00	100	Horizontal	Pass
4	6258.600	54.51	-1.41	74.0	19.49	Peak	211.00	100	Horizontal	Pass
4**	6258.600	44.48	-1.41	54.0	9.52	AV	211.00	100	Horizontal	Pass
5	12319.901	53.15	1.42	74.0	20.85	Peak	105.00	300	Horizontal	Pass
5**	12319.901	43.88	1.42	54.0	10.12	AV	105.00	300	Horizontal	Pass
6	17192.550	54.09	2.26	74.0	19.91	Peak	220.00	100	Horizontal	Pass
6**	17192.550	45.07	2.26	54.0	8.93	AV	220.00	100	Horizontal	Pass

1 GHz to 18 GHz, ANT V 802.11g Channel 2

No.	Frequency (MHz)	Results (dBuV/m)	Factor (dB)	Limit (dBuV/m)	Margin (dB)	Detector	Table (Degree)	Height (cm)	Antenna	Verdict
1	1521.800	39.41	-17.42	74.0	34.59	Peak	360.00	300	Vertical	Pass
1**	1521.800	29.34	-17.42	54.0	24.66	AV	360.00	300	Vertical	Pass
2	2418.900	93.44	-12.40	74.0	-19.44	Peak	151.00	100	Vertical	N/A
2**	2418.900	85.66	-12.40	54.0	-31.66	AV	151.00	100	Vertical	N/A
3	4983.200	51.93	-2.84	74.0	22.07	Peak	156.00	200	Vertical	Pass
3**	4983.200	42.02	-2.84	54.0	11.98	AV	156.00	200	Vertical	Pass
4	6616.800	55.00	0.77	74.0	19.00	Peak	32.00	200	Vertical	Pass
4**	6616.800	45.58	0.77	54.0	8.42	AV	32.00	200	Vertical	Pass
5	12287.700	53.43	1.72	74.0	20.57	Peak	129.00	400	Vertical	Pass
5**	12287.700	44.34	1.72	54.0	9.66	AV	129.00	400	Vertical	Pass
6	17167.350	53.71	2.35	74.0	20.29	Peak	345.00	400	Vertical	Pass
6**	17167.350	45.34	2.35	54.0	8.66	AV	345.00	400	Vertical	Pass

1 GHz to 18 GHz, ANT H 802.11g Channel 3

No.	Frequency (MHz)	Results (dBuV/m)	Factor (dB)	Limit (dBuV/m)	Margin (dB)	Detector	Table (Degree)	Height (cm)	Antenna	Verdict
1	1505.200	39.01	-17.43	74.0	34.99	Peak	143.00	100	Horizontal	Pass
1**	1505.200	29.58	-17.43	54.0	24.42	AV	143.00	100	Horizontal	Pass
2	2418.100	107.03	-12.38	74.0	-33.03	Peak	360.00	100	Horizontal	N/A
2**	2418.100	99.78	-12.38	54.0	-45.78	AV	360.00	100	Horizontal	N/A
3	4844.600	52.45	-3.41	74.0	21.55	Peak	360.00	150	Horizontal	Pass
3**	4844.600	45.91	-3.41	54.0	8.09	AV	360.00	150	Horizontal	Pass
4	6278.400	54.82	0.20	74.0	19.18	Peak	160.00	300	Horizontal	Pass
4**	6278.400	45.17	0.20	54.0	8.83	AV	160.00	300	Horizontal	Pass
5	12231.063	53.57	1.27	74.0	20.43	Peak	156.00	400	Horizontal	Pass
5**	12231.063	43.65	1.27	54.0	10.35	AV	156.00	400	Horizontal	Pass
6	17173.913	53.42	2.47	74.0	20.58	Peak	235.00	200	Horizontal	Pass
6**	17173.913	46.08	2.47	54.0	7.92	AV	235.00	200	Horizontal	Pass

1 GHz to 18 GHz, ANT V 802.11g Channel 3

No.	Frequency (MHz)	Results (dBuV/m)	Factor (dB)	Limit (dBuV/m)	Margin (dB)	Detector	Table (Degree)	Height (cm)	Antenna	Verdict
1	1455.300	39.56	-17.63	74.0	34.44	Peak	0.00	200	Vertical	Pass
1**	1455.300	29.34	-17.63	54.0	24.66	AV	0.00	200	Vertical	Pass
2	2420.600	92.67	-12.40	74.0	-18.67	Peak	356.00	200	Vertical	N/A
2**	2420.600	85.20	-12.40	54.0	-31.20	AV	356.00	200	Vertical	N/A
3	4871.800	51.42	-3.28	74.0	22.58	Peak	360.00	200	Vertical	Pass
3**	4871.800	42.01	-3.28	54.0	11.99	AV	360.00	200	Vertical	Pass
4	6607.400	55.57	1.51	74.0	18.43	Peak	3.00	100	Vertical	Pass
4**	6607.400	45.76	1.51	54.0	8.24	AV	3.00	100	Vertical	Pass
5	12619.187	53.75	1.81	74.0	20.25	Peak	329.00	400	Vertical	Pass
5**	12619.187	44.52	1.81	54.0	9.48	AV	329.00	400	Vertical	Pass
6	17181.000	53.43	2.65	74.0	20.57	Peak	91.00	300	Vertical	Pass
6**	17181.000	46.05	2.65	54.0	7.95	AV	91.00	300	Vertical	Pass

1 GHz to 18 GHz, ANT H 802.11g Channel 6

No.	Frequency (MHz)	Results (dBuV/m)	Factor (dB)	Limit (dBuV/m)	Margin (dB)	Detector	Table (Degree)	Height (cm)	Antenna	Verdict
1	1295.000	38.97	-17.50	74.0	35.03	Peak	75.00	400	Horizontal	Pass
1**	1295.000	29.61	-17.50	54.0	24.39	AV	75.00	400	Horizontal	Pass
2	2438.900	107.39	-12.42	74.0	-33.39	Peak	2.00	150	Horizontal	N/A
2**	2438.900	100.06	-12.42	54.0	-46.06	AV	2.00	150	Horizontal	N/A
3	4875.000	50.23	-3.26	74.0	23.77	Peak	0.00	100	Horizontal	Pass
3**	4875.000	45.98	-3.26	54.0	8.02	AV	0.00	100	Horizontal	Pass
4	6607.400	54.47	1.51	74.0	19.53	Peak	57.00	100	Horizontal	Pass
4**	6607.400	45.92	1.51	54.0	8.08	AV	57.00	100	Horizontal	Pass
5	12275.625	53.10	1.64	74.0	20.90	Peak	360.00	400	Horizontal	Pass
5**	12275.625	43.56	1.64	54.0	10.44	AV	360.00	400	Horizontal	Pass
6	17252.401	53.87	1.55	74.0	20.13	Peak	82.00	100	Horizontal	Pass
6**	17252.401	44.76	1.55	54.0	9.24	AV	82.00	100	Horizontal	Pass

1 GHz to 18 GHz, ANT V 802.11g Channel 6

No.	Frequency (MHz)	Results (dBuV/m)	Factor (dB)	Limit (dBuV/m)	Margin (dB)	Detector	Table (Degree)	Height (cm)	Antenna	Verdict
1	1365.200	38.86	-17.39	74.0	35.14	Peak	83.00	100	Vertical	Pass
1**	1365.200	29.19	-17.39	54.0	24.81	AV	83.00	100	Vertical	Pass
2	2437.400	91.81	-12.47	74.0	-17.81	Peak	31.00	100	Vertical	N/A
2**	2437.400	83.81	-12.47	54.0	-29.81	AV	31.00	100	Vertical	N/A
3	4867.000	51.33	-3.16	74.0	22.67	Peak	175.00	100	Vertical	Pass
3**	4867.000	42.23	-3.16	54.0	11.77	AV	175.00	100	Vertical	Pass
4	6603.600	54.77	0.95	74.0	19.23	Peak	310.00	300	Vertical	Pass
4**	6603.600	45.96	0.95	54.0	8.04	AV	310.00	300	Vertical	Pass
5	12290.862	53.23	1.65	74.0	20.77	Peak	156.00	400	Vertical	Pass
5**	12290.862	44.25	1.65	54.0	9.75	AV	156.00	400	Vertical	Pass
6	17182.050	53.80	2.62	74.0	20.20	Peak	234.00	400	Vertical	Pass
6**	17182.050	45.49	2.62	54.0	8.51	AV	234.00	400	Vertical	Pass

1 GHz to 18 GHz, ANT H 802.11g Channel 8

No.	Frequency (MHz)	Results (dBuV/m)	Factor (dB)	Limit (dBuV/m)	Margin (dB)	Detector	Table (Degree)	Height (cm)	Antenna	Verdict
1	1505.700	39.21	-17.51	74.0	34.79	Peak	328.00	200	Horizontal	Pass
1**	1505.700	30.28	-17.51	54.0	23.72	AV	328.00	200	Horizontal	Pass
2	2448.400	107.45	-12.43	74.0	-33.45	Peak	360.00	200	Horizontal	N/A
2**	2448.400	100.25	-12.43	54.0	-46.25	AV	360.00	200	Horizontal	N/A
3	4943.200	51.24	-2.96	74.0	22.76	Peak	6.00	150	Horizontal	Pass
3**	4943.200	41.43	-2.96	54.0	12.57	AV	6.00	150	Horizontal	Pass
4	6607.400	54.57	1.51	74.0	19.43	Peak	88.00	100	Horizontal	Pass
4**	6607.400	46.20	1.51	54.0	7.80	AV	88.00	100	Horizontal	Pass
5	12288.562	54.25	1.70	74.0	19.75	Peak	29.00	100	Horizontal	Pass
5**	12288.562	44.59	1.70	54.0	9.41	AV	29.00	100	Horizontal	Pass
6	17181.262	54.27	2.64	74.0	19.73	Peak	360.00	100	Horizontal	Pass
6**	17181.262	46.15	2.64	54.0	7.85	AV	360.00	100	Horizontal	Pass

1 GHz to 18 GHz, ANT V 802.11g Channel 8

No.	Frequency (MHz)	Results (dBuV/m)	Factor (dB)	Limit (dBuV/m)	Margin (dB)	Detector	Table (Degree)	Height (cm)	Antenna	Verdict
1	1510.800	38.91	-17.55	74.0	35.09	Peak	313.00	300	Vertical	Pass
1**	1510.800	29.78	-17.55	54.0	24.22	AV	313.00	300	Vertical	Pass
2	2449.000	92.93	-12.40	74.0	-18.93	Peak	173.00	150	Vertical	N/A
2**	2449.000	85.82	-12.40	54.0	-31.82	AV	173.00	150	Vertical	N/A
3	4792.800	51.25	-2.42	74.0	22.75	Peak	0.00	100	Vertical	Pass
3**	4792.800	41.42	-2.42	54.0	12.58	AV	0.00	100	Vertical	Pass
4	6744.200	54.72	0.88	74.0	19.28	Peak	138.00	300	Vertical	Pass
4**	6744.200	45.70	0.88	54.0	8.30	AV	138.00	300	Vertical	Pass
5	12325.363	53.24	1.42	74.0	20.76	Peak	281.00	300	Vertical	Pass
5**	12325.363	44.56	1.42	54.0	9.44	AV	281.00	300	Vertical	Pass
6	17177.850	53.75	2.60	74.0	20.25	Peak	88.00	200	Vertical	Pass
6**	17177.850	47.04	2.60	54.0	6.96	AV	88.00	200	Vertical	Pass

1 GHz to 18 GHz, ANT H 802.11g Channel 9

No.	Frequency (MHz)	Results (dBuV/m)	Factor (dB)	Limit (dBuV/m)	Margin (dB)	Detector	Table (Degree)	Height (cm)	Antenna	Verdict
1	1544.800	39.30	-17.29	74.0	34.70	Peak	106.00	300	Horizontal	Pass
1**	1544.800	29.18	-17.29	54.0	24.82	AV	106.00	300	Horizontal	Pass
2	2451.100	106.79	-12.38	74.0	-32.79	Peak	212.00	100	Horizontal	N/A
2**	2451.100	99.37	-12.38	54.0	-45.37	AV	212.00	100	Horizontal	N/A
3	4911.000	51.30	-2.55	74.0	22.70	Peak	360.00	150	Horizontal	Pass
3**	4911.000	42.41	-2.55	54.0	11.59	AV	360.00	150	Horizontal	Pass
4	6605.800	55.02	1.32	74.0	18.98	Peak	321.00	400	Horizontal	Pass
4**	6605.800	46.40	1.32	54.0	7.60	AV	321.00	400	Horizontal	Pass
5	12289.138	53.83	1.68	74.0	20.17	Peak	29.00	300	Horizontal	Pass
5**	12289.138	44.64	1.68	54.0	9.36	AV	29.00	300	Horizontal	Pass
6	17165.250	53.52	2.31	74.0	20.48	Peak	272.00	100	Horizontal	Pass
6**	17165.250	45.54	2.31	54.0	8.46	AV	272.00	100	Horizontal	Pass

1 GHz to 18 GHz, ANT V 802.11g Channel 9

No.	Frequency (MHz)	Results (dBuV/m)	Factor (dB)	Limit (dBuV/m)	Margin (dB)	Detector	Table (Degree)	Height (cm)	Antenna	Verdict
1	1557.200	39.30	-17.36	74.0	34.70	Peak	178.00	100	Vertical	Pass
1**	1557.200	29.56	-17.36	54.0	24.44	AV	178.00	100	Vertical	Pass
2	2453.000	93.33	-12.52	74.0	-19.33	Peak	149.00	100	Vertical	N/A
2**	2453.000	86.14	-12.52	54.0	-32.14	AV	149.00	100	Vertical	N/A
3	4786.000	51.01	-2.70	74.0	22.99	Peak	10.00	150	Vertical	Pass
3**	4786.000	41.65	-2.70	54.0	12.35	AV	10.00	150	Vertical	Pass
4	6588.600	54.86	-1.05	74.0	19.14	Peak	323.00	300	Vertical	Pass
4**	6588.600	45.51	-1.05	54.0	8.49	AV	323.00	300	Vertical	Pass
5	12736.487	53.34	1.30	74.0	20.66	Peak	29.00	100	Vertical	Pass
5**	12736.487	44.14	1.30	54.0	9.86	AV	29.00	100	Vertical	Pass
6	17193.599	54.36	2.23	74.0	19.64	Peak	179.00	400	Vertical	Pass
6**	17193.599	46.66	2.23	54.0	7.34	AV	179.00	400	Vertical	Pass

1 GHz to 18 GHz, ANT H 802.11g Channel 10

No.	Frequency (MHz)	Results (dBuV/m)	Factor (dB)	Limit (dBuV/m)	Margin (dB)	Detector	Table (Degree)	Height (cm)	Antenna	Verdict
1	1585.600	39.01	-17.56	74.0	34.99	Peak	137.00	200	Horizontal	Pass
1**	1585.600	30.03	-17.56	54.0	23.97	AV	137.00	200	Horizontal	Pass
2	2459.300	105.10	-12.58	74.0	-31.10	Peak	348.00	100	Horizontal	N/A
2**	2459.300	98.25	-12.58	54.0	-44.25	AV	348.00	100	Horizontal	N/A
3	4577.600	50.13	-4.06	74.0	23.87	Peak	5.00	150	Horizontal	Pass
3**	4577.600	40.21	-4.06	54.0	13.79	AV	5.00	150	Horizontal	Pass
4	6271.600	55.15	0.54	74.0	18.85	Peak	5.00	300	Horizontal	Pass
4**	6271.600	45.51	0.54	54.0	8.49	AV	5.00	300	Horizontal	Pass
5	12718.375	53.35	1.12	74.0	20.65	Peak	319.00	300	Horizontal	Pass
5**	12718.375	43.57	1.12	54.0	10.43	AV	319.00	300	Horizontal	Pass
6	15808.650	53.91	2.19	74.0	20.09	Peak	47.00	300	Horizontal	Pass
6**	15808.650	45.31	2.19	54.0	8.69	AV	47.00	300	Horizontal	Pass

1 GHz to 18 GHz, ANT V 802.11g Channel 10

No.	Frequency (MHz)	Results (dBuV/m)	Factor (dB)	Limit (dBuV/m)	Margin (dB)	Detector	Table (Degree)	Height (cm)	Antenna	Verdict
1	1509.600	39.82	-17.55	74.0	34.18	Peak	360.00	200	Vertical	Pass
1**	1509.600	29.56	-17.55	54.0	24.44	AV	360.00	200	Vertical	Pass
2	2456.100	91.00	-12.49	74.0	-17.00	Peak	146.00	150	Vertical	N/A
2**	2456.100	83.21	-12.49	54.0	-29.21	AV	146.00	150	Vertical	N/A
3	4916.200	51.39	-2.57	74.0	22.61	Peak	135.00	150	Vertical	Pass
3**	4916.200	41.47	-2.57	54.0	12.53	AV	135.00	150	Vertical	Pass
4	6680.000	54.99	0.17	74.0	19.01	Peak	322.00	200	Vertical	Pass
4**	6680.000	45.44	0.17	54.0	8.56	AV	322.00	200	Vertical	Pass
5	12413.625	53.53	1.42	74.0	20.47	Peak	348.00	100	Vertical	Pass
5**	12413.625	43.25	1.42	54.0	10.75	AV	348.00	100	Vertical	Pass
6	17186.251	53.49	2.48	74.0	20.51	Peak	47.00	200	Vertical	Pass
6**	17186.251	46.79	2.48	54.0	7.21	AV	47.00	200	Vertical	Pass

1 GHz to 18 GHz, ANT H 802.11g Channel 11

No.	Frequency (MHz)	Results (dBuV/m)	Factor (dB)	Limit (dBuV/m)	Margin (dB)	Detector	Table (Degree)	Height (cm)	Antenna	Verdict
1	1525.900	38.77	-17.44	74.0	35.23	Peak	20.00	400	Horizontal	Pass
1**	1525.900	28.96	-17.44	54.0	25.04	AV	20.00	400	Horizontal	Pass
2	2460.900	108.20	-12.54	74.0	-34.20	Peak	208.00	100	Horizontal	N/A
2**	2460.900	100.89	-12.54	54.0	-46.89	AV	208.00	100	Horizontal	N/A
3	4927.000	51.18	-2.45	74.0	22.82	Peak	360.00	100	Horizontal	Pass
3**	4927.000	45.27	-2.45	54.0	8.73	AV	360.00	100	Horizontal	Pass
4	6609.400	54.52	1.57	74.0	19.48	Peak	143.00	300	Horizontal	Pass
4**	6609.400	46.31	1.57	54.0	7.69	AV	143.00	300	Horizontal	Pass
5	12127.275	52.67	0.43	74.0	21.33	Peak	317.00	100	Horizontal	Pass
5**	12127.275	42.75	0.43	54.0	11.25	AV	317.00	100	Horizontal	Pass
6	17168.400	53.65	2.37	74.0	20.35	Peak	122.00	300	Horizontal	Pass
6**	17168.400	46.20	2.37	54.0	7.80	AV	122.00	300	Horizontal	Pass

1 GHz to 18 GHz, ANT V 802.11g Channel 11

No.	Frequency (MHz)	Results (dBuV/m)	Factor (dB)	Limit (dBuV/m)	Margin (dB)	Detector	Table (Degree)	Height (cm)	Antenna	Verdict
1	1528.600	38.84	-17.44	74.0	35.16	Peak	227.00	400	Vertical	Pass
1**	1528.600	30.09	-17.44	54.0	23.91	AV	227.00	400	Vertical	Pass
2	2461.200	93.30	-12.54	74.0	-19.30	Peak	118.00	100	Vertical	N/A
2**	2461.200	86.03	-12.54	54.0	-32.03	AV	118.00	100	Vertical	N/A
3	4917.000	51.61	-2.54	74.0	22.39	Peak	259.00	100	Vertical	Pass
3**	4917.000	41.55	-2.54	54.0	12.45	AV	259.00	100	Vertical	Pass
4	6609.400	54.70	1.57	74.0	19.30	Peak	81.00	100	Vertical	Pass
4**	6609.400	45.39	1.57	54.0	8.61	AV	81.00	100	Vertical	Pass
5	12563.987	53.06	1.70	74.0	20.94	Peak	0.00	300	Vertical	Pass
5**	12563.987	43.32	1.70	54.0	10.68	AV	0.00	300	Vertical	Pass
6	17167.875	53.52	2.36	74.0	20.48	Peak	286.00	300	Vertical	Pass
6**	17167.875	45.98	2.36	54.0	8.02	AV	286.00	300	Vertical	Pass

1 GHz to 18 GHz, ANT H 802.11n20 Channel 1

No.	Frequency (MHz)	Results (dBuV/m)	Factor (dB)	Limit (dBuV/m)	Margin (dB)	Detector	Table (Degree)	Height (cm)	Antenna	Verdict
1	1341.100	39.42	-17.20	74.0	34.58	Peak	79.00	400	Horizontal	Pass
1**	1341.100	29.08	-17.20	54.0	24.92	AV	79.00	400	Horizontal	Pass
2	2412.600	107.76	-12.52	74.0	-33.76	Peak	357.00	150	Horizontal	N/A
2**	2412.600	99.29	-12.52	54.0	-45.29	AV	357.00	150	Horizontal	N/A
3	4829.200	51.79	-3.33	74.0	22.21	Peak	333.00	100	Horizontal	Pass
3**	4829.200	43.71	-3.33	54.0	10.29	AV	333.00	100	Horizontal	Pass
4	6603.200	54.58	0.88	74.0	19.42	Peak	219.00	300	Horizontal	Pass
4**	6603.200	45.98	0.88	54.0	8.02	AV	219.00	300	Horizontal	Pass
5	12275.338	53.40	1.63	74.0	20.60	Peak	124.00	400	Horizontal	Pass
5**	12275.338	44.58	1.63	54.0	9.42	AV	124.00	400	Horizontal	Pass
6	17410.687	53.52	3.47	74.0	20.48	Peak	0.00	300	Horizontal	Pass
6**	17410.687	46.01	3.47	54.0	7.99	AV	0.00	300	Horizontal	Pass

1 GHz to 18 GHz, ANT V 802.11n20 Channel 1

No.	Frequency (MHz)	Results (dBuV/m)	Factor (dB)	Limit (dBuV/m)	Margin (dB)	Detector	Table (Degree)	Height (cm)	Antenna	Verdict
1	1492.200	39.70	-17.53	74.0	34.30	Peak	24.00	100	Vertical	Pass
1**	1492.200	30.30	-17.53	54.0	23.70	AV	24.00	100	Vertical	Pass
2	2414.000	96.18	-12.52	74.0	-22.18	Peak	30.00	150	Vertical	N/A
2**	2414.000	88.51	-12.52	54.0	-34.51	AV	30.00	150	Vertical	N/A
3	4961.000	50.84	-2.92	74.0	23.16	Peak	135.00	100	Vertical	Pass
3**	4961.000	41.56	-2.92	54.0	12.44	AV	135.00	100	Vertical	Pass
4	6270.600	55.21	0.50	74.0	18.79	Peak	311.00	200	Vertical	Pass
4**	6270.600	46.16	0.50	54.0	7.84	AV	311.00	200	Vertical	Pass
5	12453.588	54.02	1.88	74.0	19.98	Peak	241.00	400	Vertical	Pass
5**	12453.588	43.20	1.88	54.0	10.80	AV	241.00	400	Vertical	Pass
6	17182.050	54.02	2.62	74.0	19.98	Peak	195.00	200	Vertical	Pass
6**	17182.050	45.50	2.62	54.0	8.50	AV	195.00	200	Vertical	Pass

1 GHz to 18 GHz, ANT H 802.11n20 Channel 2

No.	Frequency (MHz)	Results (dBuV/m)	Factor (dB)	Limit (dBuV/m)	Margin (dB)	Detector	Table (Degree)	Height (cm)	Antenna	Verdict
1	1492.700	39.08	-17.56	74.0	34.92	Peak	317.00	300	Horizontal	Pass
1**	1492.700	30.39	-17.56	54.0	23.61	AV	317.00	300	Horizontal	Pass
2	2415.800	106.04	-12.34	74.0	-32.04	Peak	360.00	100	Horizontal	N/A
2**	2415.800	99.50	-12.34	54.0	-45.50	AV	360.00	100	Horizontal	N/A
3	4830.000	51.40	-3.32	74.0	22.60	Peak	6.00	100	Horizontal	Pass
3**	4830.000	41.86	-3.32	54.0	12.14	AV	6.00	100	Horizontal	Pass
4	6608.800	55.28	1.60	74.0	18.72	Peak	141.00	400	Horizontal	Pass
4**	6608.800	46.01	1.60	54.0	7.99	AV	141.00	400	Horizontal	Pass
5	12736.487	53.26	1.30	74.0	20.74	Peak	349.00	200	Horizontal	Pass
5**	12736.487	44.32	1.30	54.0	9.68	AV	349.00	200	Horizontal	Pass
6	17194.650	54.08	2.20	74.0	19.92	Peak	326.00	300	Horizontal	Pass
6**	17194.650	45.10	2.20	54.0	8.90	AV	326.00	300	Horizontal	Pass

1 GHz to 18 GHz, ANT V 802.11n20 Channel 2

No.	Frequency (MHz)	Results (dBuV/m)	Factor (dB)	Limit (dBuV/m)	Margin (dB)	Detector	Table (Degree)	Height (cm)	Antenna	Verdict
1	1585.500	39.28	-17.55	74.0	34.72	Peak	327.00	300	Vertical	Pass
1**	1585.500	29.21	-17.55	54.0	24.79	AV	327.00	300	Vertical	Pass
2	2415.700	92.03	-12.36	74.0	-18.03	Peak	152.00	200	Vertical	N/A
2**	2415.700	83.98	-12.36	54.0	-29.98	AV	152.00	200	Vertical	N/A
3	4916.400	51.24	-2.56	74.0	22.76	Peak	128.00	200	Vertical	Pass
3**	4916.400	41.74	-2.56	54.0	12.26	AV	128.00	200	Vertical	Pass
4	6683.200	54.75	0.12	74.0	19.25	Peak	191.00	100	Vertical	Pass
4**	6683.200	45.54	0.12	54.0	8.46	AV	191.00	100	Vertical	Pass
5	12326.513	53.05	1.42	74.0	20.95	Peak	62.00	200	Vertical	Pass
5**	12326.513	43.64	1.42	54.0	10.36	AV	62.00	200	Vertical	Pass
6	17179.688	53.54	2.67	74.0	20.46	Peak	177.00	100	Vertical	Pass
6**	17179.688	48.43	2.67	54.0	5.57	AV	177.00	100	Vertical	Pass

1 GHz to 18 GHz, ANT H 802.11n20 Channel 3

No.	Frequency (MHz)	Results (dBuV/m)	Factor (dB)	Limit (dBuV/m)	Margin (dB)	Detector	Table (Degree)	Height (cm)	Antenna	Verdict
1	1503.200	39.00	-17.43	74.0	35.00	Peak	16.00	400	Horizontal	Pass
1**	1503.200	29.01	-17.43	54.0	24.99	AV	16.00	400	Horizontal	Pass
2	2423.500	106.96	-12.58	74.0	-32.96	Peak	360.00	150	Horizontal	N/A
2**	2423.500	99.10	-12.58	54.0	-45.10	AV	360.00	150	Horizontal	N/A
3	4846.200	51.59	-3.37	74.0	22.41	Peak	360.00	150	Horizontal	Pass
3**	4846.200	44.38	-3.37	54.0	9.62	AV	360.00	150	Horizontal	Pass
4	6686.000	55.06	-0.07	74.0	18.94	Peak	0.00	400	Horizontal	Pass
4**	6686.000	45.73	-0.07	54.0	8.27	AV	0.00	400	Horizontal	Pass
5	12252.912	53.49	0.97	74.0	20.51	Peak	60.00	300	Horizontal	Pass
5**	12252.912	43.55	0.97	54.0	10.45	AV	60.00	300	Horizontal	Pass
6	17407.537	54.12	3.38	74.0	19.88	Peak	270.00	400	Horizontal	Pass
6**	17407.537	45.43	3.38	54.0	8.57	AV	270.00	400	Horizontal	Pass

1 GHz to 18 GHz, ANT V 802.11n20 Channel 3

No.	Frequency (MHz)	Results (dBuV/m)	Factor (dB)	Limit (dBuV/m)	Margin (dB)	Detector	Table (Degree)	Height (cm)	Antenna	Verdict
1	1419.500	38.87	-17.46	74.0	35.13	Peak	241.00	300	Vertical	Pass
1**	1419.500	29.26	-17.46	54.0	24.74	AV	241.00	300	Vertical	Pass
2	2423.100	93.52	-12.57	74.0	-19.52	Peak	150.00	200	Vertical	N/A
2**	2423.100	86.21	-12.57	54.0	-32.21	AV	150.00	200	Vertical	N/A
3	4836.200	51.38	-3.50	74.0	22.62	Peak	101.00	200	Vertical	Pass
3**	4836.200	41.38	-3.50	54.0	12.62	AV	101.00	200	Vertical	Pass
4	6606.800	55.25	1.47	74.0	18.75	Peak	111.00	100	Vertical	Pass
4**	6606.800	47.21	1.47	54.0	6.79	AV	111.00	100	Vertical	Pass
5	12272.750	52.95	1.54	74.0	21.05	Peak	61.00	200	Vertical	Pass
5**	12272.750	43.08	1.54	54.0	10.92	AV	61.00	200	Vertical	Pass
6	17183.363	53.79	2.58	74.0	20.21	Peak	0.00	200	Vertical	Pass
6**	17183.363	46.53	2.58	54.0	7.47	AV	0.00	200	Vertical	Pass

1 GHz to 18 GHz, ANT H 802.11n20 Channel 4

No.	Frequency (MHz)	Results (dBuV/m)	Factor (dB)	Limit (dBuV/m)	Margin (dB)	Detector	Table (Degree)	Height (cm)	Antenna	Verdict
1	1580.000	39.28	-17.40	74.0	34.72	Peak	60.00	100	Horizontal	Pass
1**	1580.000	29.04	-17.40	54.0	24.96	AV	60.00	100	Horizontal	Pass
2	2428.700	106.99	-12.74	74.0	-32.99	Peak	359.00	200	Horizontal	N/A
2**	2428.700	98.89	-12.74	54.0	-44.89	AV	359.00	200	Horizontal	N/A
3	4856.800	50.21	-3.55	74.0	23.79	Peak	251.00	150	Horizontal	Pass
3**	4856.800	45.43	-3.55	54.0	8.57	AV	251.00	150	Horizontal	Pass
4	6606.400	54.94	1.42	74.0	19.06	Peak	251.00	300	Horizontal	Pass
4**	6606.400	45.94	1.42	54.0	8.06	AV	251.00	300	Horizontal	Pass
5	12699.975	53.41	0.84	74.0	20.59	Peak	359.00	400	Horizontal	Pass
5**	12699.975	44.10	0.84	54.0	9.90	AV	359.00	400	Horizontal	Pass
6	17177.325	54.17	2.58	74.0	19.83	Peak	92.00	200	Horizontal	Pass
6**	17177.325	46.56	2.58	54.0	7.44	AV	92.00	200	Horizontal	Pass

1 GHz to 18 GHz, ANT V 802.11n20 Channel 4

No.	Frequency (MHz)	Results (dBuV/m)	Factor (dB)	Limit (dBuV/m)	Margin (dB)	Detector	Table (Degree)	Height (cm)	Antenna	Verdict
1	1557.500	39.47	-17.35	74.0	34.53	Peak	319.00	300	Vertical	Pass
1**	1557.500	29.81	-17.35	54.0	24.19	AV	319.00	300	Vertical	Pass
2	2428.100	91.61	-12.74	74.0	-17.61	Peak	359.00	100	Vertical	N/A
2**	2428.100	83.99	-12.74	54.0	-29.99	AV	359.00	100	Vertical	N/A
3	4850.800	51.19	-3.40	74.0	22.81	Peak	139.00	150	Vertical	Pass
3**	4850.800	41.98	-3.40	54.0	12.02	AV	139.00	150	Vertical	Pass
4	6608.800	54.63	1.60	74.0	19.37	Peak	118.00	200	Vertical	Pass
4**	6608.800	46.15	1.60	54.0	7.85	AV	118.00	200	Vertical	Pass
5	12438.350	53.89	1.75	74.0	20.11	Peak	269.00	100	Vertical	Pass
5**	12438.350	43.50	1.75	54.0	10.50	AV	269.00	100	Vertical	Pass
6	17180.475	54.18	2.67	74.0	19.82	Peak	345.00	100	Vertical	Pass
6**	17180.475	46.07	2.67	54.0	7.93	AV	345.00	100	Vertical	Pass

1 GHz to 18 GHz, ANT H 802.11n20 Channel 6

No.	Frequency (MHz)	Results (dBuV/m)	Factor (dB)	Limit (dBuV/m)	Margin (dB)	Detector	Table (Degree)	Height (cm)	Antenna	Verdict
1	1398.300	38.93	-17.48	74.0	35.07	Peak	103.00	200	Horizontal	Pass
1**	1398.300	29.82	-17.48	54.0	24.18	AV	103.00	200	Horizontal	Pass
2	2439.300	106.58	-12.41	74.0	-32.58	Peak	360.00	100	Horizontal	N/A
2**	2439.300	99.09	-12.41	54.0	-45.09	AV	360.00	100	Horizontal	N/A
3	4870.600	50.54	-3.18	74.0	23.46	Peak	16.00	100	Horizontal	Pass
3**	4870.600	45.15	-3.18	54.0	8.85	AV	16.00	100	Horizontal	Pass
4	6607.800	55.10	1.53	74.0	18.90	Peak	225.00	200	Horizontal	Pass
4**	6607.800	46.13	1.53	54.0	7.87	AV	225.00	200	Horizontal	Pass
5	12285.688	52.97	1.76	74.0	21.03	Peak	61.00	100	Horizontal	Pass
5**	12285.688	44.94	1.76	54.0	9.06	AV	61.00	100	Horizontal	Pass
6	17182.575	54.03	2.60	74.0	19.97	Peak	198.00	300	Horizontal	Pass
6**	17182.575	45.85	2.60	54.0	8.15	AV	198.00	300	Horizontal	Pass

1 GHz to 18 GHz, ANT V 802.11n20 Channel 6

No.	Frequency (MHz)	Results (dBuV/m)	Factor (dB)	Limit (dBuV/m)	Margin (dB)	Detector	Table (Degree)	Height (cm)	Antenna	Verdict
1	1361.100	39.77	-17.34	74.0	34.23	Peak	324.00	100	Vertical	Pass
1**	1361.100	29.03	-17.34	54.0	24.97	AV	324.00	100	Vertical	Pass
2	2435.500	91.04	-12.53	74.0	-17.04	Peak	34.00	200	Vertical	N/A
2**	2435.500	84.04	-12.53	54.0	-30.04	AV	34.00	200	Vertical	N/A
3	4927.600	51.55	-2.48	74.0	22.45	Peak	266.00	150	Vertical	Pass
3**	4927.600	41.30	-2.48	54.0	12.70	AV	266.00	150	Vertical	Pass
4	6611.600	54.64	1.43	74.0	19.36	Peak	108.00	100	Vertical	Pass
4**	6611.600	46.47	1.43	54.0	7.53	AV	108.00	100	Vertical	Pass
5	12327.950	53.30	1.42	74.0	20.70	Peak	290.00	300	Vertical	Pass
5**	12327.950	43.27	1.42	54.0	10.73	AV	290.00	300	Vertical	Pass
6	17280.225	53.30	1.64	74.0	20.70	Peak	0.00	200	Vertical	Pass
6**	17280.225	45.83	1.64	54.0	8.17	AV	0.00	200	Vertical	Pass

1 GHz to 18 GHz, ANT H 802.11n20 Channel 7

No.	Frequency (MHz)	Results (dBuV/m)	Factor (dB)	Limit (dBuV/m)	Margin (dB)	Detector	Table (Degree)	Height (cm)	Antenna	Verdict
1	1369.400	38.91	-17.37	74.0	35.09	Peak	147.00	200	Horizontal	Pass
1**	1369.400	29.57	-17.37	54.0	24.43	AV	147.00	200	Horizontal	Pass
2	2439.100	106.55	-12.42	74.0	-32.55	Peak	353.00	200	Horizontal	N/A
2**	2439.100	99.14	-12.42	54.0	-45.14	AV	353.00	200	Horizontal	N/A
3	4872.600	51.95	-3.34	74.0	22.05	Peak	5.00	150	Horizontal	Pass
3**	4872.600	41.47	-3.34	54.0	12.53	AV	5.00	150	Horizontal	Pass
4	6604.200	55.28	1.05	74.0	18.72	Peak	188.00	400	Horizontal	Pass
4**	6604.200	46.98	1.05	54.0	7.02	AV	188.00	400	Horizontal	Pass
5	12503.900	53.72	1.67	74.0	20.28	Peak	76.00	300	Horizontal	Pass
5**	12503.900	43.85	1.67	54.0	10.15	AV	76.00	300	Horizontal	Pass
6	17177.850	54.59	2.60	74.0	19.41	Peak	271.00	300	Horizontal	Pass
6**	17177.850	45.57	2.60	54.0	8.43	AV	271.00	300	Horizontal	Pass

1 GHz to 18 GHz, ANT V 802.11n20 Channel 7

No.	Frequency (MHz)	Results (dBuV/m)	Factor (dB)	Limit (dBuV/m)	Margin (dB)	Detector	Table (Degree)	Height (cm)	Antenna	Verdict
1	1503.500	39.41	-17.42	74.0	34.59	Peak	250.00	400	Vertical	Pass
1**	1503.500	29.73	-17.42	54.0	24.27	AV	250.00	400	Vertical	Pass
2	2443.200	91.45	-12.53	74.0	-17.45	Peak	175.00	150	Vertical	N/A
2**	2443.200	84.14	-12.53	54.0	-30.14	AV	175.00	150	Vertical	N/A
3	4899.600	50.48	-2.62	74.0	23.52	Peak	43.00	150	Vertical	Pass
3**	4899.600	42.21	-2.62	54.0	11.79	AV	43.00	150	Vertical	Pass
4	6679.600	54.52	0.18	74.0	19.48	Peak	0.00	200	Vertical	Pass
4**	6679.600	45.51	0.18	54.0	8.49	AV	0.00	200	Vertical	Pass
5	12714.350	53.36	1.04	74.0	20.64	Peak	78.00	400	Vertical	Pass
5**	12714.350	43.59	1.04	54.0	10.41	AV	78.00	400	Vertical	Pass
6	17187.824	53.63	2.42	74.0	20.37	Peak	176.00	100	Vertical	Pass
6**	17187.824	46.05	2.42	54.0	7.95	AV	176.00	100	Vertical	Pass

1 GHz to 18 GHz, ANT H 802.11n20 Channel 8

No.	Frequency (MHz)	Results (dBuV/m)	Factor (dB)	Limit (dBuV/m)	Margin (dB)	Detector	Table (Degree)	Height (cm)	Antenna	Verdict
1	1509.600	38.75	-17.55	74.0	35.25	Peak	146.00	100	Horizontal	Pass
1**	1509.600	30.01	-17.55	54.0	23.99	AV	146.00	100	Horizontal	Pass
2	2448.700	107.14	-12.41	74.0	-33.14	Peak	210.00	200	Horizontal	N/A
2**	2448.700	99.95	-12.41	54.0	-45.95	AV	210.00	200	Horizontal	N/A
3	5052.600	51.77	-2.70	74.0	22.23	Peak	65.00	150	Horizontal	Pass
3**	5052.600	41.29	-2.70	54.0	12.71	AV	65.00	150	Horizontal	Pass
4	6617.800	54.63	0.69	74.0	19.37	Peak	56.00	400	Horizontal	Pass
4**	6617.800	44.69	0.69	54.0	9.31	AV	56.00	400	Horizontal	Pass
5	12298.912	53.75	1.50	74.0	20.25	Peak	77.00	300	Horizontal	Pass
5**	12298.912	44.76	1.50	54.0	9.24	AV	77.00	300	Horizontal	Pass
6	17189.663	53.58	2.35	74.0	20.42	Peak	0.00	400	Horizontal	Pass
6**	17189.663	46.35	2.35	54.0	7.65	AV	0.00	400	Horizontal	Pass

1 GHz to 18 GHz, ANT V 802.11n20 Channel 8

No.	Frequency (MHz)	Results (dBuV/m)	Factor (dB)	Limit (dBuV/m)	Margin (dB)	Detector	Table (Degree)	Height (cm)	Antenna	Verdict
1	1346.900	39.49	-17.43	74.0	34.51	Peak	199.00	200	Vertical	Pass
1**	1346.900	29.03	-17.43	54.0	24.97	AV	199.00	200	Vertical	Pass
2	2448.500	91.89	-12.42	74.0	-17.89	Peak	177.00	200	Vertical	N/A
2**	2448.500	84.17	-12.42	54.0	-30.17	AV	177.00	200	Vertical	N/A
3	4901.400	51.56	-2.54	74.0	22.44	Peak	3.00	100	Vertical	Pass
3**	4901.400	42.52	-2.54	54.0	11.48	AV	3.00	100	Vertical	Pass
4	6969.200	55.53	1.73	74.0	18.47	Peak	24.00	200	Vertical	Pass
4**	6969.200	44.75	1.73	54.0	9.25	AV	24.00	200	Vertical	Pass
5	12283.388	53.70	1.78	74.0	20.30	Peak	273.00	300	Vertical	Pass
5**	12283.388	44.56	1.78	54.0	9.44	AV	273.00	300	Vertical	Pass
6	17179.426	53.96	2.66	74.0	20.04	Peak	103.00	200	Vertical	Pass
6**	17179.426	45.57	2.66	54.0	8.43	AV	103.00	200	Vertical	Pass

1 GHz to 18 GHz, ANT H 802.11n20 Channel 9

No.	Frequency (MHz)	Results (dBuV/m)	Factor (dB)	Limit (dBuV/m)	Margin (dB)	Detector	Table (Degree)	Height (cm)	Antenna	Verdict
1	1472.200	39.85	-17.61	74.0	34.15	Peak	108.00	200	Horizontal	Pass
1**	1472.200	29.89	-17.61	54.0	24.11	AV	108.00	200	Horizontal	Pass
2	2452.800	106.53	-12.50	74.0	-32.53	Peak	354.00	100	Horizontal	N/A
2**	2452.800	98.83	-12.50	54.0	-44.83	AV	354.00	100	Horizontal	N/A
3	4794.000	51.20	-2.30	74.0	22.80	Peak	177.00	150	Horizontal	Pass
3**	4794.000	41.71	-2.30	54.0	12.29	AV	177.00	150	Horizontal	Pass
4	6613.000	54.93	1.35	74.0	19.07	Peak	297.00	200	Horizontal	Pass
4**	6613.000	45.74	1.35	54.0	8.26	AV	297.00	200	Horizontal	Pass
5	12278.213	53.50	1.74	74.0	20.50	Peak	286.00	100	Horizontal	Pass
5**	12278.213	43.57	1.74	54.0	10.43	AV	286.00	100	Horizontal	Pass
6	17174.963	53.85	2.50	74.0	20.15	Peak	307.00	300	Horizontal	Pass
6**	17174.963	45.49	2.50	54.0	8.51	AV	307.00	300	Horizontal	Pass

1 GHz to 18 GHz, ANT V 802.11n20 Channel 9

No.	Frequency (MHz)	Results (dBuV/m)	Factor (dB)	Limit (dBuV/m)	Margin (dB)	Detector	Table (Degree)	Height (cm)	Antenna	Verdict
1	1413.000	38.99	-17.51	74.0	35.01	Peak	54.00	400	Vertical	Pass
1**	1413.000	29.63	-17.51	54.0	24.37	AV	54.00	400	Vertical	Pass
2	2450.600	91.42	-12.35	74.0	-17.42	Peak	189.00	150	Vertical	N/A
2**	2450.600	84.52	-12.35	54.0	-30.52	AV	189.00	150	Vertical	N/A
3	4900.400	51.01	-2.61	74.0	22.99	Peak	135.00	150	Vertical	Pass
3**	4900.400	42.53	-2.61	54.0	11.47	AV	135.00	150	Vertical	Pass
4	6401.000	54.54	-0.07	74.0	19.46	Peak	322.00	200	Vertical	Pass
4**	6401.000	44.66	-0.07	54.0	9.34	AV	322.00	200	Vertical	Pass
5	12340.025	53.53	1.29	74.0	20.47	Peak	175.00	200	Vertical	Pass
5**	12340.025	44.63	1.29	54.0	9.37	AV	175.00	200	Vertical	Pass
6	17179.426	53.85	2.66	74.0	20.15	Peak	282.00	200	Vertical	Pass
6**	17179.426	46.69	2.66	54.0	7.31	AV	282.00	200	Vertical	Pass

1 GHz to 18 GHz, ANT H 802.11n20 Channel 10

No.	Frequency (MHz)	Results (dBuV/m)	Factor (dB)	Limit (dBuV/m)	Margin (dB)	Detector	Table (Degree)	Height (cm)	Antenna	Verdict
1	1582.000	39.08	-17.34	74.0	34.92	Peak	331.00	100	Horizontal	Pass
1**	1582.000	28.86	-17.34	54.0	25.14	AV	331.00	100	Horizontal	Pass
2	2458.000	105.17	-12.52	74.0	-31.17	Peak	217.00	150	Horizontal	N/A
2**	2458.000	98.17	-12.52	54.0	-44.17	AV	217.00	150	Horizontal	N/A
3	4780.000	50.76	-2.89	74.0	23.24	Peak	67.00	150	Horizontal	Pass
3**	4780.000	41.37	-2.89	54.0	12.63	AV	67.00	150	Horizontal	Pass
4	6604.000	54.68	1.01	74.0	19.32	Peak	128.00	400	Horizontal	Pass
4**	6604.000	47.01	1.01	54.0	6.99	AV	128.00	400	Horizontal	Pass
5	12617.750	53.21	1.83	74.0	20.79	Peak	154.00	400	Horizontal	Pass
5**	12617.750	44.10	1.83	54.0	9.90	AV	154.00	400	Horizontal	Pass
6	17189.401	54.27	2.36	74.0	19.73	Peak	27.00	100	Horizontal	Pass
6**	17189.401	45.95	2.36	54.0	8.05	AV	27.00	100	Horizontal	Pass

1 GHz to 18 GHz, ANT V 802.11n20 Channel 10

No.	Frequency (MHz)	Results (dBuV/m)	Factor (dB)	Limit (dBuV/m)	Margin (dB)	Detector	Table (Degree)	Height (cm)	Antenna	Verdict
1	1333.900	39.03	-17.49	74.0	34.97	Peak	358.00	400	Vertical	Pass
1**	1333.900	31.09	-17.49	54.0	22.91	AV	358.00	400	Vertical	Pass
2	2458.700	90.07	-12.58	74.0	-16.07	Peak	154.00	200	Vertical	N/A
2**	2458.700	82.51	-12.58	54.0	-28.51	AV	154.00	200	Vertical	N/A
3	4925.600	51.08	-2.37	74.0	22.92	Peak	104.00	150	Vertical	Pass
3**	4925.600	41.83	-2.37	54.0	12.17	AV	104.00	150	Vertical	Pass
4	6611.200	54.84	1.46	74.0	19.16	Peak	73.00	300	Vertical	Pass
4**	6611.200	45.44	1.46	54.0	8.56	AV	73.00	300	Vertical	Pass
5	12700.838	53.27	0.85	74.0	20.73	Peak	299.00	200	Vertical	Pass
5**	12700.838	43.33	0.85	54.0	10.67	AV	299.00	200	Vertical	Pass
6	17403.863	53.76	3.29	74.0	20.24	Peak	360.00	100	Vertical	Pass
6**	17403.863	44.56	3.29	54.0	9.44	AV	360.00	100	Vertical	Pass

1 GHz to 18 GHz, ANT H 802.11n20 Channel 11

No.	Frequency (MHz)	Results (dBuV/m)	Factor (dB)	Limit (dBuV/m)	Margin (dB)	Detector	Table (Degree)	Height (cm)	Antenna	Verdict
1	1310.400	38.92	-17.44	74.0	35.08	Peak	127.00	300	Horizontal	Pass
1**	1310.400	28.67	-17.44	54.0	25.33	AV	127.00	300	Horizontal	Pass
2	2461.100	107.66	-12.54	74.0	-33.66	Peak	215.00	200	Horizontal	N/A
2**	2461.100	100.11	-12.54	54.0	-46.11	AV	215.00	200	Horizontal	N/A
3	4929.200	51.39	-2.59	74.0	22.61	Peak	360.00	100	Horizontal	Pass
3**	4929.200	45.83	-2.59	54.0	8.17	AV	360.00	100	Horizontal	Pass
4	6603.800	54.46	0.98	74.0	19.54	Peak	73.00	200	Horizontal	Pass
4**	6603.800	45.70	0.98	54.0	8.30	AV	73.00	200	Horizontal	Pass
5	12622.925	53.34	1.68	74.0	20.66	Peak	12.00	200	Horizontal	Pass
5**	12622.925	43.71	1.68	54.0	10.29	AV	12.00	200	Horizontal	Pass
6	17236.386	53.68	1.56	74.0	20.32	Peak	235.00	400	Horizontal	Pass
6**	17236.386	46.38	1.56	54.0	7.62	AV	235.00	400	Horizontal	Pass

1 GHz to 18 GHz, ANT V 802.11n20 Channel 11

No.	Frequency (MHz)	Results (dBuV/m)	Factor (dB)	Limit (dBuV/m)	Margin (dB)	Detector	Table (Degree)	Height (cm)	Antenna	Verdict
1	1312.000	39.38	-17.41	74.0	34.62	Peak	46.00	400	Vertical	Pass
1**	1312.000	29.47	-17.41	54.0	24.53	AV	46.00	400	Vertical	Pass
2	2462.900	93.55	-12.51	74.0	-19.55	Peak	75.00	150	Vertical	N/A
2**	2462.900	86.59	-12.51	54.0	-32.59	AV	75.00	150	Vertical	N/A
3	4910.000	51.11	-2.54	74.0	22.89	Peak	228.00	100	Vertical	Pass
3**	4910.000	41.69	-2.54	54.0	12.31	AV	228.00	100	Vertical	Pass
4	6676.800	54.60	0.33	74.0	19.40	Peak	360.00	400	Vertical	Pass
4**	6676.800	45.20	0.33	54.0	8.80	AV	360.00	400	Vertical	Pass
5	12727.000	53.77	1.27	74.0	20.23	Peak	94.00	100	Vertical	Pass
5**	12727.000	43.73	1.27	54.0	10.27	AV	94.00	100	Vertical	Pass
6	17184.676	53.70	2.54	74.0	20.30	Peak	326.00	400	Vertical	Pass
6**	17184.676	46.67	2.54	54.0	7.33	AV	326.00	400	Vertical	Pass

1 GHz to 18 GHz, ANT H 802.11n40 Channel 3

No.	Frequency (MHz)	Results (dBuV/m)	Factor (dB)	Limit (dBuV/m)	Margin (dB)	Detector	Table (Degree)	Height (cm)	Antenna	Verdict
1	1467.200	38.82	-17.53	74.0	35.18	Peak	78.00	400	Horizontal	Pass
1**	1467.200	29.12	-17.53	54.0	24.88	AV	78.00	400	Horizontal	Pass
2	2416.200	103.43	-12.30	74.0	-29.43	Peak	202.00	100	Horizontal	N/A
2**	2416.200	95.92	-12.30	54.0	-41.92	AV	202.00	100	Horizontal	N/A
3	4858.400	50.89	-3.55	74.0	23.11	Peak	254.00	100	Horizontal	Pass
3**	4858.400	42.36	-3.55	54.0	11.64	AV	254.00	100	Horizontal	Pass
4	6611.200	54.46	1.46	74.0	19.54	Peak	254.00	100	Horizontal	Pass
4**	6611.200	45.88	1.46	54.0	8.12	AV	254.00	100	Horizontal	Pass
5	12324.500	52.93	1.42	74.0	21.07	Peak	78.00	200	Horizontal	Pass
5**	12324.500	43.46	1.42	54.0	10.54	AV	78.00	200	Horizontal	Pass
6	16019.438	53.26	0.51	74.0	20.74	Peak	0.00	400	Horizontal	Pass
6**	16019.438	43.63	0.51	54.0	10.37	AV	0.00	400	Horizontal	Pass

1 GHz to 18 GHz, ANT V 802.11n40 Channel 3

No.	Frequency (MHz)	Results (dBuV/m)	Factor (dB)	Limit (dBuV/m)	Margin (dB)	Detector	Table (Degree)	Height (cm)	Antenna	Verdict
1	1531.300	39.16	-17.51	74.0	34.84	Peak	355.00	400	Vertical	Pass
1**	1531.300	28.94	-17.51	54.0	25.06	AV	355.00	400	Vertical	Pass
2	2419.200	90.94	-12.40	74.0	-16.94	Peak	31.00	200	Vertical	N/A
2**	2419.200	83.45	-12.40	54.0	-29.45	AV	31.00	200	Vertical	N/A
3	5438.200	52.76	-1.55	74.0	21.24	Peak	238.00	100	Vertical	Pass
3**	5438.200	42.48	-1.55	54.0	11.52	AV	238.00	100	Vertical	Pass
4	6607.600	54.91	1.52	74.0	19.09	Peak	354.00	300	Vertical	Pass
4**	6607.600	46.10	1.52	54.0	7.90	AV	354.00	300	Vertical	Pass
5	12271.887	53.03	1.51	74.0	20.97	Peak	107.00	400	Vertical	Pass
5**	12271.887	43.23	1.51	54.0	10.77	AV	107.00	400	Vertical	Pass
6	17180.475	53.16	2.67	74.0	20.84	Peak	308.00	400	Vertical	Pass
6**	17180.475	46.08	2.67	54.0	7.92	AV	308.00	400	Vertical	Pass

1 GHz to 18 GHz, ANT H 802.11n40 Channel 4

No.	Frequency (MHz)	Results (dBuV/m)	Factor (dB)	Limit (dBuV/m)	Margin (dB)	Detector	Table (Degree)	Height (cm)	Antenna	Verdict
1	1495.900	38.81	-17.41	74.0	35.19	Peak	132.00	400	Horizontal	Pass
1**	1495.900	29.17	-17.41	54.0	24.83	AV	132.00	400	Horizontal	Pass
2	2437.700	100.82	-12.46	74.0	-26.82	Peak	0.00	100	Horizontal	N/A
2**	2437.700	93.28	-12.46	54.0	-39.28	AV	0.00	100	Horizontal	N/A
3	4545.600	50.08	-4.32	74.0	23.92	Peak	187.00	150	Horizontal	Pass
3**	4545.600	39.79	-4.32	54.0	14.21	AV	187.00	150	Horizontal	Pass
4	6607.800	54.62	1.53	74.0	19.38	Peak	260.00	200	Horizontal	Pass
4**	6607.800	47.53	1.53	54.0	6.47	AV	260.00	200	Horizontal	Pass
5	12613.724	53.16	1.88	74.0	20.84	Peak	78.00	100	Horizontal	Pass
5**	12613.724	44.05	1.88	54.0	9.95	AV	78.00	100	Horizontal	Pass
6	17449.011	53.90	2.83	74.0	20.10	Peak	0.00	100	Horizontal	Pass
6**	17449.011	45.11	2.83	54.0	8.89	AV	0.00	100	Horizontal	Pass

1 GHz to 18 GHz, ANT V 802.11n40 Channel 4

No.	Frequency (MHz)	Results (dBuV/m)	Factor (dB)	Limit (dBuV/m)	Margin (dB)	Detector	Table (Degree)	Height (cm)	Antenna	Verdict
1	1573.200	39.20	-17.59	74.0	34.80	Peak	297.00	300	Vertical	Pass
1**	1573.200	29.84	-17.59	54.0	24.16	AV	297.00	300	Vertical	Pass
2	2416.200	83.82	-12.30	74.0	-9.82	Peak	195.00	200	Vertical	N/A
2**	2416.200	76.78	-12.30	54.0	-22.78	AV	195.00	200	Vertical	N/A
3	4981.600	50.99	-2.81	74.0	23.01	Peak	270.00	200	Vertical	Pass
3**	4981.600	41.25	-2.81	54.0	12.75	AV	270.00	200	Vertical	Pass
4	6606.400	55.34	1.42	74.0	18.66	Peak	0.00	100	Vertical	Pass
4**	6606.400	45.98	1.42	54.0	8.02	AV	0.00	100	Vertical	Pass
5	12282.526	53.41	1.79	74.0	20.59	Peak	110.00	200	Vertical	Pass
5**	12282.526	44.49	1.79	54.0	9.51	AV	110.00	200	Vertical	Pass
6	17184.676	53.46	2.54	74.0	20.54	Peak	66.00	100	Vertical	Pass
6**	17184.676	45.99	2.54	54.0	8.01	AV	66.00	100	Vertical	Pass

1 GHz to 18 GHz, ANT H 802.11n40 Channel 5

No.	Frequency (MHz)	Results (dBuV/m)	Factor (dB)	Limit (dBuV/m)	Margin (dB)	Detector	Table (Degree)	Height (cm)	Antenna	Verdict
1	1583.200	38.86	-17.44	74.0	35.14	Peak	84.00	100	Horizontal	Pass
1**	1583.200	29.70	-17.44	54.0	24.30	AV	84.00	100	Horizontal	Pass
2	2438.300	103.64	-12.44	74.0	-29.64	Peak	355.00	150	Horizontal	N/A
2**	2438.300	95.54	-12.44	54.0	-41.54	AV	355.00	150	Horizontal	N/A
3	4748.800	50.37	-3.43	74.0	23.63	Peak	291.00	150	Horizontal	Pass
3**	4748.800	41.55	-3.43	54.0	12.45	AV	291.00	150	Horizontal	Pass
4	6272.200	54.92	0.56	74.0	19.08	Peak	353.00	100	Horizontal	Pass
4**	6272.200	46.49	0.56	54.0	7.51	AV	353.00	100	Horizontal	Pass
5	12402.700	53.81	1.52	74.0	20.19	Peak	46.00	200	Horizontal	Pass
5**	12402.700	43.15	1.52	54.0	10.85	AV	46.00	200	Horizontal	Pass
6	17193.075	53.86	2.24	74.0	20.14	Peak	67.00	200	Horizontal	Pass
6**	17193.075	45.37	2.24	54.0	8.63	AV	67.00	200	Horizontal	Pass

1 GHz to 18 GHz, ANT V 802.11n40 Channel 5

No.	Frequency (MHz)	Results (dBuV/m)	Factor (dB)	Limit (dBuV/m)	Margin (dB)	Detector	Table (Degree)	Height (cm)	Antenna	Verdict
1	1526.900	38.75	-17.44	74.0	35.25	Peak	305.00	300	Vertical	Pass
1**	1526.900	29.29	-17.44	54.0	24.71	AV	305.00	300	Vertical	Pass
2	2444.400	86.38	-12.58	74.0	-12.38	Peak	193.00	100	Vertical	N/A
2**	2444.400	78.97	-12.58	54.0	-24.97	AV	193.00	100	Vertical	N/A
3	4912.600	50.82	-2.72	74.0	23.18	Peak	131.00	150	Vertical	Pass
3**	4912.600	41.64	-2.72	54.0	12.36	AV	131.00	150	Vertical	Pass
4	6606.400	54.54	1.42	74.0	19.46	Peak	172.00	100	Vertical	Pass
4**	6606.400	46.47	1.42	54.0	7.53	AV	172.00	100	Vertical	Pass
5	12694.799	53.35	0.83	74.0	20.65	Peak	125.00	200	Vertical	Pass
5**	12694.799	43.30	0.83	54.0	10.70	AV	125.00	200	Vertical	Pass
6	17180.213	53.47	2.68	74.0	20.53	Peak	198.00	100	Vertical	Pass
6**	17180.213	45.49	2.68	54.0	8.51	AV	198.00	100	Vertical	Pass

1 GHz to 18 GHz, ANT H 802.11n40 Channel 6

No.	Frequency (MHz)	Results (dBuV/m)	Factor (dB)	Limit (dBuV/m)	Margin (dB)	Detector	Table (Degree)	Height (cm)	Antenna	Verdict
1	1292.600	38.99	-17.51	74.0	35.01	Peak	132.00	300	Horizontal	Pass
1**	1292.600	29.29	-17.51	54.0	24.71	AV	132.00	300	Horizontal	Pass
2	2440.200	105.34	-12.41	74.0	-31.34	Peak	360.00	150	Horizontal	N/A
2**	2440.200	98.49	-12.41	54.0	-44.49	AV	360.00	150	Horizontal	N/A
3	4866.400	51.24	-3.14	74.0	22.76	Peak	342.00	100	Horizontal	Pass
3**	4866.400	43.46	-3.14	54.0	10.54	AV	342.00	100	Horizontal	Pass
4	6601.400	55.18	0.56	74.0	18.82	Peak	32.00	300	Horizontal	Pass
4**	6601.400	45.50	0.56	54.0	8.50	AV	32.00	300	Horizontal	Pass
5	12722.975	52.96	1.21	74.0	21.04	Peak	225.00	400	Horizontal	Pass
5**	12722.975	43.91	1.21	54.0	10.09	AV	225.00	400	Horizontal	Pass
6	17172.338	54.11	2.44	74.0	19.89	Peak	25.00	300	Horizontal	Pass
6**	17172.338	46.11	2.44	54.0	7.89	AV	25.00	300	Horizontal	Pass

1 GHz to 18 GHz, ANT V 802.11n40 Channel 6

No.	Frequency (MHz)	Results (dBuV/m)	Factor (dB)	Limit (dBuV/m)	Margin (dB)	Detector	Table (Degree)	Height (cm)	Antenna	Verdict
1	1590.100	39.20	-17.67	74.0	34.80	Peak	291.00	400	Vertical	Pass
1**	1590.100	29.27	-17.67	54.0	24.73	AV	291.00	400	Vertical	Pass
2	2438.900	91.89	-12.42	74.0	-17.89	Peak	30.00	150	Vertical	N/A
2**	2438.900	84.20	-12.42	54.0	-30.20	AV	30.00	150	Vertical	N/A
3	4523.800	49.79	-3.61	74.0	24.21	Peak	89.00	100	Vertical	Pass
3**	4523.800	40.37	-3.61	54.0	13.63	AV	89.00	100	Vertical	Pass
4	6404.400	54.71	0.22	74.0	19.29	Peak	310.00	100	Vertical	Pass
4**	6404.400	45.27	0.22	54.0	8.73	AV	310.00	100	Vertical	Pass
5	12744.825	53.09	1.24	74.0	20.91	Peak	142.00	100	Vertical	Pass
5**	12744.825	43.50	1.24	54.0	10.50	AV	142.00	100	Vertical	Pass
6	17286.525	53.63	1.69	74.0	20.37	Peak	85.00	100	Vertical	Pass
6**	17286.525	45.59	1.69	54.0	8.41	AV	85.00	100	Vertical	Pass

1 GHz to 18 GHz, ANT H 802.11n40 Channel 7

No.	Frequency (MHz)	Results (dBuV/m)	Factor (dB)	Limit (dBuV/m)	Margin (dB)	Detector	Table (Degree)	Height (cm)	Antenna	Verdict
1	1338.800	39.34	-17.33	74.0	34.66	Peak	240.00	200	Horizontal	Pass
1**	1338.800	29.76	-17.33	54.0	24.24	AV	240.00	200	Horizontal	Pass
2	2443.900	102.65	-12.57	74.0	-28.65	Peak	210.00	150	Horizontal	N/A
2**	2443.900	95.18	-12.57	54.0	-41.18	AV	210.00	150	Horizontal	N/A
3	4771.600	50.73	-3.03	74.0	23.27	Peak	175.00	150	Horizontal	Pass
3**	4771.600	41.48	-3.03	54.0	12.52	AV	175.00	150	Horizontal	Pass
4	6740.200	54.51	0.72	74.0	19.49	Peak	165.00	100	Horizontal	Pass
4**	6740.200	46.41	0.72	54.0	7.59	AV	165.00	100	Horizontal	Pass
5	12659.151	54.26	1.00	74.0	19.74	Peak	271.00	200	Horizontal	Pass
5**	12659.151	42.94	1.00	54.0	11.06	AV	271.00	200	Horizontal	Pass
6	17180.738	53.91	2.66	74.0	20.09	Peak	0.00	300	Horizontal	Pass
6**	17180.738	47.26	2.66	54.0	6.74	AV	0.00	300	Horizontal	Pass

1 GHz to 18 GHz, ANT V 802.11n40 Channel 7

No.	Frequency (MHz)	Results (dBuV/m)	Factor (dB)	Limit (dBuV/m)	Margin (dB)	Detector	Table (Degree)	Height (cm)	Antenna	Verdict
1	1474.100	39.08	-17.66	74.0	34.92	Peak	170.00	300	Vertical	Pass
1**	1474.100	28.86	-17.66	54.0	25.14	AV	170.00	300	Vertical	Pass
2	2443.800	85.93	-12.56	74.0	-11.93	Peak	105.00	200	Vertical	N/A
2**	2443.800	78.49	-12.56	54.0	-24.49	AV	105.00	200	Vertical	N/A
3	4904.400	51.49	-2.33	74.0	22.51	Peak	138.00	100	Vertical	Pass
3**	4904.400	42.06	-2.33	54.0	11.94	AV	138.00	100	Vertical	Pass
4	6613.400	54.41	1.28	74.0	19.59	Peak	3.00	200	Vertical	Pass
4**	6613.400	46.29	1.28	54.0	7.71	AV	3.00	200	Vertical	Pass
5	12714.063	53.78	1.04	74.0	20.22	Peak	289.00	100	Vertical	Pass
5**	12714.063	44.13	1.04	54.0	9.87	AV	289.00	100	Vertical	Pass
6	17187.824	53.69	2.42	74.0	20.31	Peak	121.00	400	Vertical	Pass
6**	17187.824	45.62	2.42	54.0	8.38	AV	121.00	400	Vertical	Pass

1 GHz to 18 GHz, ANT H 802.11n40 Channel 8

No.	Frequency (MHz)	Results (dBuV/m)	Factor (dB)	Limit (dBuV/m)	Margin (dB)	Detector	Table (Degree)	Height (cm)	Antenna	Verdict
1	1363.700	38.65	-17.39	74.0	35.35	Peak	274.00	100	Horizontal	Pass
1**	1363.700	29.74	-17.39	54.0	24.26	AV	274.00	100	Horizontal	Pass
2	2449.100	102.57	-12.39	74.0	-28.57	Peak	202.00	200	Horizontal	N/A
2**	2449.100	95.29	-12.39	54.0	-41.29	AV	202.00	200	Horizontal	N/A
3	4818.000	50.76	-3.43	74.0	23.24	Peak	184.00	150	Horizontal	Pass
3**	4818.000	41.43	-3.43	54.0	12.57	AV	184.00	150	Horizontal	Pass
4	6271.000	55.09	0.53	74.0	18.91	Peak	100.00	100	Horizontal	Pass
4**	6271.000	45.70	0.53	54.0	8.30	AV	100.00	100	Horizontal	Pass
5	12324.500	52.94	1.42	74.0	21.06	Peak	239.00	400	Horizontal	Pass
5**	12324.500	44.65	1.42	54.0	9.35	AV	239.00	400	Horizontal	Pass
6	17236.386	54.04	1.56	74.0	19.96	Peak	141.00	300	Horizontal	Pass
6**	17236.386	44.66	1.56	54.0	9.34	AV	141.00	300	Horizontal	Pass

1 GHz to 18 GHz, ANT V 802.11n40 Channel 8

No.	Frequency (MHz)	Results (dBuV/m)	Factor (dB)	Limit (dBuV/m)	Margin (dB)	Detector	Table (Degree)	Height (cm)	Antenna	Verdict
1	1260.000	39.21	-17.41	74.0	34.79	Peak	0.00	100	Vertical	Pass
1**	1260.000	29.27	-17.41	54.0	24.73	AV	0.00	100	Vertical	Pass
2	2451.100	86.14	-12.38	74.0	-12.14	Peak	193.00	200	Vertical	N/A
2**	2451.100	77.98	-12.38	54.0	-23.98	AV	193.00	200	Vertical	N/A
3	4934.000	51.43	-2.89	74.0	22.57	Peak	183.00	150	Vertical	Pass
3**	4934.000	41.55	-2.89	54.0	12.45	AV	183.00	150	Vertical	Pass
4	6744.200	54.78	0.88	74.0	19.22	Peak	122.00	100	Vertical	Pass
4**	6744.200	45.50	0.88	54.0	8.50	AV	122.00	100	Vertical	Pass
5	12737.063	53.34	1.30	74.0	20.66	Peak	78.00	300	Vertical	Pass
5**	12737.063	44.00	1.30	54.0	10.00	AV	78.00	300	Vertical	Pass
6	17252.661	53.89	1.55	74.0	20.11	Peak	176.00	300	Vertical	Pass
6**	17252.661	45.29	1.55	54.0	8.71	AV	176.00	300	Vertical	Pass

1 GHz to 18 GHz, ANT H 802.11n40 Channel 9

No.	Frequency (MHz)	Results (dBuV/m)	Factor (dB)	Limit (dBuV/m)	Margin (dB)	Detector	Table (Degree)	Height (cm)	Antenna	Verdict
1	1305.400	39.33	-17.35	74.0	34.67	Peak	109.00	300	Horizontal	Pass
1**	1305.400	28.66	-17.35	54.0	25.34	AV	109.00	300	Horizontal	Pass
2	2450.600	106.25	-12.35	74.0	-32.25	Peak	2.00	200	Horizontal	N/A
2**	2450.600	98.17	-12.35	54.0	-44.17	AV	2.00	200	Horizontal	N/A
3	4909.800	51.18	-2.53	74.0	22.82	Peak	109.00	100	Horizontal	Pass
3**	4909.800	42.42	-2.53	54.0	11.58	AV	109.00	100	Horizontal	Pass
4	6603.600	54.40	0.95	74.0	19.60	Peak	66.00	200	Horizontal	Pass
4**	6603.600	46.18	0.95	54.0	7.82	AV	66.00	200	Horizontal	Pass
5	12739.651	52.63	1.29	74.0	21.37	Peak	360.00	200	Horizontal	Pass
5**	12739.651	43.52	1.29	54.0	10.48	AV	360.00	200	Horizontal	Pass
6	16175.887	54.16	1.36	74.0	19.84	Peak	100.00	100	Horizontal	Pass
6**	16175.887	46.71	1.36	54.0	7.29	AV	100.00	100	Horizontal	Pass

1 GHz to 18 GHz, ANT V 802.11n40 Channel 9

No.	Frequency (MHz)	Results (dBuV/m)	Factor (dB)	Limit (dBuV/m)	Margin (dB)	Detector	Table (Degree)	Height (cm)	Antenna	Verdict
1	1491.000	38.92	-17.57	74.0	35.08	Peak	304.00	300	Vertical	Pass
1**	1491.000	28.95	-17.57	54.0	25.05	AV	304.00	300	Vertical	Pass
2	2450.400	92.78	-12.33	74.0	-18.78	Peak	27.00	200	Vertical	N/A
2**	2450.400	85.81	-12.33	54.0	-31.81	AV	27.00	200	Vertical	N/A
3	4788.400	51.23	-2.55	74.0	22.77	Peak	27.00	100	Vertical	Pass
3**	4788.400	41.12	-2.55	54.0	12.88	AV	27.00	100	Vertical	Pass
4	6404.600	54.32	0.24	74.0	19.68	Peak	301.00	100	Vertical	Pass
4**	6404.600	45.47	0.24	54.0	8.53	AV	301.00	100	Vertical	Pass
5	12467.387	52.82	1.71	74.0	21.18	Peak	286.00	300	Vertical	Pass
5**	12467.387	44.06	1.71	54.0	9.94	AV	286.00	300	Vertical	Pass
6	17144.776	53.71	2.17	74.0	20.29	Peak	139.00	100	Vertical	Pass
6**	17144.776	45.48	2.17	54.0	8.52	AV	139.00	100	Vertical	Pass

1 GHz to 18 GHz, ANT H VHT20 Channel 1

No.	Frequency (MHz)	Results (dBuV/m)	Factor (dB)	Limit (dBuV/m)	Margin (dB)	Detector	Table (Degree)	Height (cm)	Antenna	Verdict
1	1446.700	38.99	-17.24	74.0	35.01	Peak	85.00	100	Horizontal	Pass
1**	1446.700	29.01	-17.24	54.0	24.99	AV	85.00	100	Horizontal	Pass
2	2413.000	107.16	-12.52	74.0	-33.16	Peak	355.00	100	Horizontal	N/A
2**	2413.000	99.88	-12.52	54.0	-45.88	AV	355.00	100	Horizontal	N/A
3	4827.400	50.35	-3.40	74.0	23.65	Peak	0.00	100	Horizontal	Pass
3**	4827.400	45.36	-3.40	54.0	8.64	AV	0.00	100	Horizontal	Pass
4	6270.600	55.07	0.50	74.0	18.93	Peak	249.00	400	Horizontal	Pass
4**	6270.600	45.34	0.50	54.0	8.66	AV	249.00	400	Horizontal	Pass
5	12746.263	52.98	1.21	74.0	21.02	Peak	322.00	300	Horizontal	Pass
5**	12746.263	43.29	1.21	54.0	10.71	AV	322.00	300	Horizontal	Pass
6	17407.275	53.37	3.38	74.0	20.63	Peak	309.00	200	Horizontal	Pass
6**	17407.275	46.46	3.38	54.0	7.54	AV	309.00	200	Horizontal	Pass

1 GHz to 18 GHz, ANT V VHT20 Channel 1

No.	Frequency (MHz)	Results (dBuV/m)	Factor (dB)	Limit (dBuV/m)	Margin (dB)	Detector	Table (Degree)	Height (cm)	Antenna	Verdict
1	1470.700	38.87	-17.42	74.0	35.13	Peak	21.00	100	Vertical	Pass
1**	1470.700	29.86	-17.42	54.0	24.14	AV	21.00	100	Vertical	Pass
2	2413.200	96.98	-12.52	74.0	-22.98	Peak	27.00	150	Vertical	N/A
2**	2413.200	89.57	-12.52	54.0	-35.57	AV	27.00	150	Vertical	N/A
3	4901.600	51.03	-2.53	74.0	22.97	Peak	321.00	200	Vertical	Pass
3**	4901.600	42.85	-2.53	54.0	11.15	AV	321.00	200	Vertical	Pass
4	6611.000	55.69	1.47	74.0	18.31	Peak	255.00	300	Vertical	Pass
4**	6611.000	45.58	1.47	54.0	8.42	AV	255.00	300	Vertical	Pass
5	12247.737	52.81	0.98	74.0	21.19	Peak	194.00	200	Vertical	Pass
5**	12247.737	43.41	0.98	54.0	10.59	AV	194.00	200	Vertical	Pass
6	17289.677	53.53	1.68	74.0	20.47	Peak	325.00	400	Vertical	Pass
6**	17289.677	45.20	1.68	54.0	8.80	AV	325.00	400	Vertical	Pass

1 GHz to 18 GHz, ANT H VHT20 Channel 2

No.	Frequency (MHz)	Results (dBuV/m)	Factor (dB)	Limit (dBuV/m)	Margin (dB)	Detector	Table (Degree)	Height (cm)	Antenna	Verdict
1	1445.300	39.04	-17.18	74.0	34.96	Peak	127.00	400	Horizontal	Pass
1**	1445.300	30.56	-17.18	54.0	23.44	AV	127.00	400	Horizontal	Pass
2	2418.900	105.68	-12.40	74.0	-31.68	Peak	359.00	200	Horizontal	N/A
2**	2418.900	98.23	-12.40	54.0	-44.23	AV	359.00	200	Horizontal	N/A
3	4836.400	51.28	-3.50	74.0	22.72	Peak	12.00	200	Horizontal	Pass
3**	4836.400	42.14	-3.50	54.0	11.86	AV	12.00	200	Horizontal	Pass
4	6626.200	54.71	0.56	74.0	19.29	Peak	106.00	100	Horizontal	Pass
4**	6626.200	45.07	0.56	54.0	8.93	AV	106.00	100	Horizontal	Pass
5	12608.263	53.29	1.90	74.0	20.71	Peak	44.00	100	Horizontal	Pass
5**	12608.263	44.13	1.90	54.0	9.87	AV	44.00	100	Horizontal	Pass
6	17174.963	53.60	2.50	74.0	20.40	Peak	217.00	100	Horizontal	Pass
6**	17174.963	45.66	2.50	54.0	8.34	AV	217.00	100	Horizontal	Pass

1 GHz to 18 GHz, ANT V VHT20 Channel 2

No.	Frequency (MHz)	Results (dBuV/m)	Factor (dB)	Limit (dBuV/m)	Margin (dB)	Detector	Table (Degree)	Height (cm)	Antenna	Verdict
1	1557.900	39.17	-17.35	74.0	34.83	Peak	47.00	100	Vertical	Pass
1**	1557.900	29.77	-17.35	54.0	24.23	AV	47.00	100	Vertical	Pass
2	2415.200	92.13	-12.41	74.0	-18.13	Peak	200.00	200	Vertical	N/A
2**	2415.200	83.64	-12.41	54.0	-29.64	AV	200.00	200	Vertical	N/A
3	4921.600	50.94	-2.31	74.0	23.06	Peak	164.00	200	Vertical	Pass
3**	4921.600	41.04	-2.31	54.0	12.96	AV	164.00	200	Vertical	Pass
4	6607.000	54.41	1.48	74.0	19.59	Peak	154.00	100	Vertical	Pass
4**	6607.000	46.24	1.48	54.0	7.76	AV	154.00	100	Vertical	Pass
5	12617.750	52.97	1.83	74.0	21.03	Peak	360.00	100	Vertical	Pass
5**	12617.750	43.81	1.83	54.0	10.19	AV	360.00	100	Vertical	Pass
6	17414.625	53.77	3.62	74.0	20.23	Peak	325.00	300	Vertical	Pass
6**	17414.625	45.44	3.62	54.0	8.56	AV	325.00	300	Vertical	Pass

1 GHz to 18 GHz, ANT H VHT20 Channel 3

No.	Frequency (MHz)	Results (dBuV/m)	Factor (dB)	Limit (dBuV/m)	Margin (dB)	Detector	Table (Degree)	Height (cm)	Antenna	Verdict
1	1365.700	40.22	-17.40	74.0	33.78	Peak	243.00	400	Horizontal	Pass
1**	1365.700	29.58	-17.40	54.0	24.42	AV	243.00	400	Horizontal	Pass
2	2420.400	106.45	-12.40	74.0	-32.45	Peak	360.00	150	Horizontal	N/A
2**	2420.400	98.99	-12.40	54.0	-44.99	AV	360.00	150	Horizontal	N/A
3	4842.600	50.31	-3.51	74.0	23.69	Peak	342.00	150	Horizontal	Pass
3**	4842.600	44.90	-3.51	54.0	9.10	AV	342.00	150	Horizontal	Pass
4	6683.800	54.87	0.07	74.0	19.13	Peak	259.00	400	Horizontal	Pass
4**	6683.800	45.52	0.07	54.0	8.48	AV	259.00	400	Horizontal	Pass
5	12615.162	53.30	1.87	74.0	20.70	Peak	336.00	300	Horizontal	Pass
5**	12615.162	43.78	1.87	54.0	10.22	AV	336.00	300	Horizontal	Pass
6	17177.325	54.05	2.58	74.0	19.95	Peak	0.00	300	Horizontal	Pass
6**	17177.325	46.13	2.58	54.0	7.87	AV	0.00	300	Horizontal	Pass

1 GHz to 18 GHz, ANT V VHT20 Channel 3

No.	Frequency (MHz)	Results (dBuV/m)	Factor (dB)	Limit (dBuV/m)	Margin (dB)	Detector	Table (Degree)	Height (cm)	Antenna	Verdict
1	1588.700	39.16	-17.68	74.0	34.84	Peak	357.00	400	Vertical	Pass
1**	1588.700	30.73	-17.68	54.0	23.27	AV	357.00	400	Vertical	Pass
2	2420.500	91.67	-12.40	74.0	-17.67	Peak	202.00	150	Vertical	N/A
2**	2420.500	84.24	-12.40	54.0	-30.24	AV	202.00	150	Vertical	N/A
3	4837.200	50.79	-3.48	74.0	23.21	Peak	93.00	100	Vertical	Pass
3**	4837.200	41.64	-3.48	54.0	12.36	AV	93.00	100	Vertical	Pass
4	6739.200	54.97	0.62	74.0	19.03	Peak	353.00	400	Vertical	Pass
4**	6739.200	45.55	0.62	54.0	8.45	AV	353.00	400	Vertical	Pass
5	12260.963	53.23	1.12	74.0	20.77	Peak	334.00	100	Vertical	Pass
5**	12260.963	44.30	1.12	54.0	9.70	AV	334.00	100	Vertical	Pass
6	15778.725	54.15	1.47	74.0	19.85	Peak	255.00	400	Vertical	Pass
6**	15778.725	43.82	1.47	54.0	10.18	AV	255.00	400	Vertical	Pass

1 GHz to 18 GHz, ANT H VHT20 Channel 4

No.	Frequency (MHz)	Results (dBuV/m)	Factor (dB)	Limit (dBuV/m)	Margin (dB)	Detector	Table (Degree)	Height (cm)	Antenna	Verdict
1	1490.100	39.12	-17.61	74.0	34.88	Peak	167.00	100	Horizontal	Pass
1**	1490.100	28.93	-17.61	54.0	25.07	AV	167.00	100	Horizontal	Pass
2	2428.500	106.85	-12.74	74.0	-32.85	Peak	360.00	100	Horizontal	N/A
2**	2428.500	98.97	-12.74	54.0	-44.97	AV	360.00	100	Horizontal	N/A
3	4854.000	56.41	-3.45	74.0	17.59	Peak	13.00	150	Horizontal	Pass
3**	4854.000	45.51	-3.45	54.0	8.49	AV	13.00	150	Horizontal	Pass
4	6608.400	55.58	1.57	74.0	18.42	Peak	136.00	200	Horizontal	Pass
4**	6608.400	46.85	1.57	54.0	7.15	AV	136.00	200	Horizontal	Pass
5	12306.099	53.45	1.38	74.0	20.55	Peak	140.00	400	Horizontal	Pass
5**	12306.099	43.25	1.38	54.0	10.75	AV	140.00	400	Horizontal	Pass
6	17406.224	53.82	3.35	74.0	20.18	Peak	29.00	400	Horizontal	Pass
6**	17406.224	46.04	3.35	54.0	7.96	AV	29.00	400	Horizontal	Pass

1 GHz to 18 GHz, ANT V VHT20 Channel 4

No.	Frequency (MHz)	Results (dBuV/m)	Factor (dB)	Limit (dBuV/m)	Margin (dB)	Detector	Table (Degree)	Height (cm)	Antenna	Verdict
1	1542.400	38.69	-17.34	74.0	35.31	Peak	195.00	100	Vertical	Pass
1**	1542.400	29.81	-17.34	54.0	24.19	AV	195.00	100	Vertical	Pass
2	2423.000	91.00	-12.56	74.0	-17.00	Peak	201.00	150	Vertical	N/A
2**	2423.000	83.57	-12.56	54.0	-29.57	AV	201.00	150	Vertical	N/A
3	4789.000	50.77	-2.47	74.0	23.23	Peak	342.00	200	Vertical	Pass
3**	4789.000	41.30	-2.47	54.0	12.70	AV	342.00	200	Vertical	Pass
4	6612.000	54.81	1.41	74.0	19.19	Peak	104.00	100	Vertical	Pass
4**	6612.000	45.80	1.41	54.0	8.20	AV	104.00	100	Vertical	Pass
5	12618.325	53.86	1.82	74.0	20.14	Peak	124.00	100	Vertical	Pass
5**	12618.325	44.43	1.82	54.0	9.57	AV	124.00	100	Vertical	Pass
6	17176.275	54.05	2.54	74.0	19.95	Peak	67.00	300	Vertical	Pass
6**	17176.275	46.41	2.54	54.0	7.59	AV	67.00	300	Vertical	Pass

1 GHz to 18 GHz, ANT H VHT20 Channel 6

No.	Frequency (MHz)	Results (dBuV/m)	Factor (dB)	Limit (dBuV/m)	Margin (dB)	Detector	Table (Degree)	Height (cm)	Antenna	Verdict
1	1399.000	39.21	-17.48	74.0	34.79	Peak	164.00	300	Horizontal	Pass
1**	1399.000	28.84	-17.48	54.0	25.16	AV	164.00	300	Horizontal	Pass
2	2439.200	106.76	-12.41	74.0	-32.76	Peak	0.00	150	Horizontal	N/A
2**	2439.200	99.63	-12.41	54.0	-45.63	AV	0.00	150	Horizontal	N/A
3	4870.600	51.92	-3.18	74.0	22.08	Peak	0.00	100	Horizontal	Pass
3**	4870.600	45.06	-3.18	54.0	8.94	AV	0.00	100	Horizontal	Pass
4	6270.000	55.40	0.44	74.0	18.60	Peak	78.00	400	Horizontal	Pass
4**	6270.000	46.14	0.44	54.0	7.86	AV	78.00	400	Horizontal	Pass
5	12733.325	53.07	1.30	74.0	20.93	Peak	136.00	400	Horizontal	Pass
5**	12733.325	43.57	1.30	54.0	10.43	AV	136.00	400	Horizontal	Pass
6	17272.089	53.77	1.57	74.0	20.23	Peak	104.00	300	Horizontal	Pass
6**	17272.089	44.37	1.57	54.0	9.63	AV	104.00	300	Horizontal	Pass

1 GHz to 18 GHz, ANT V VHT20 Channel 6

No.	Frequency (MHz)	Results (dBuV/m)	Factor (dB)	Limit (dBuV/m)	Margin (dB)	Detector	Table (Degree)	Height (cm)	Antenna	Verdict
1	1503.300	39.26	-17.43	74.0	34.74	Peak	38.00	200	Vertical	Pass
1**	1503.300	29.24	-17.43	54.0	24.76	AV	38.00	200	Vertical	Pass
2	2434.100	93.32	-12.62	74.0	-19.32	Peak	26.00	100	Vertical	N/A
2**	2434.100	85.51	-12.62	54.0	-31.51	AV	26.00	100	Vertical	N/A
3	4905.600	51.10	-2.29	74.0	22.90	Peak	196.00	100	Vertical	Pass
3**	4905.600	42.63	-2.29	54.0	11.37	AV	196.00	100	Vertical	Pass
4	6607.000	54.65	1.48	74.0	19.35	Peak	196.00	300	Vertical	Pass
4**	6607.000	45.77	1.48	54.0	8.23	AV	196.00	300	Vertical	Pass
5	12222.437	53.20	1.26	74.0	20.80	Peak	178.00	300	Vertical	Pass
5**	12222.437	43.97	1.26	54.0	10.03	AV	178.00	300	Vertical	Pass
6	17179.162	54.08	2.65	74.0	19.92	Peak	63.00	100	Vertical	Pass
6**	17179.162	45.22	2.65	54.0	8.78	AV	63.00	100	Vertical	Pass

1 GHz to 18 GHz, ANT H VHT20 Channel 7

No.	Frequency (MHz)	Results (dBuV/m)	Factor (dB)	Limit (dBuV/m)	Margin (dB)	Detector	Table (Degree)	Height (cm)	Antenna	Verdict
1	1447.200	38.80	-17.26	74.0	35.20	Peak	56.00	200	Horizontal	Pass
1**	1447.200	29.52	-17.26	54.0	24.48	AV	56.00	200	Horizontal	Pass
2	2440.900	106.65	-12.43	74.0	-32.65	Peak	352.00	100	Horizontal	N/A
2**	2440.900	99.49	-12.43	54.0	-45.49	AV	352.00	100	Horizontal	N/A
3	4726.200	50.80	-3.68	74.0	23.20	Peak	360.00	150	Horizontal	Pass
3**	4726.200	41.33	-3.68	54.0	12.67	AV	360.00	150	Horizontal	Pass
4	6679.400	55.42	0.18	74.0	18.58	Peak	268.00	300	Horizontal	Pass
4**	6679.400	44.91	0.18	54.0	9.09	AV	268.00	300	Horizontal	Pass
5	12327.663	52.87	1.42	74.0	21.13	Peak	309.00	400	Horizontal	Pass
5**	12327.663	44.41	1.42	54.0	9.59	AV	309.00	400	Horizontal	Pass
6	17180.475	53.76	2.67	74.0	20.24	Peak	24.00	400	Horizontal	Pass
6**	17180.475	46.76	2.67	54.0	7.24	AV	24.00	400	Horizontal	Pass

1 GHz to 18 GHz, ANT V VHT20 Channel 7

No.	Frequency (MHz)	Results (dBuV/m)	Factor (dB)	Limit (dBuV/m)	Margin (dB)	Detector	Table (Degree)	Height (cm)	Antenna	Verdict
1	1329.700	39.26	-17.56	74.0	34.74	Peak	266.00	300	Vertical	Pass
1**	1329.700	30.22	-17.56	54.0	23.78	AV	266.00	300	Vertical	Pass
2	2440.800	90.88	-12.43	74.0	-16.88	Peak	104.00	150	Vertical	N/A
2**	2440.800	83.50	-12.43	54.0	-29.50	AV	104.00	150	Vertical	N/A
3	4880.200	51.16	-3.36	74.0	22.84	Peak	86.00	100	Vertical	Pass
3**	4880.200	42.15	-3.36	54.0	11.85	AV	86.00	100	Vertical	Pass
4	6743.000	54.31	0.86	74.0	19.69	Peak	203.00	100	Vertical	Pass
4**	6743.000	45.65	0.86	54.0	8.35	AV	203.00	100	Vertical	Pass
5	12726.713	52.94	1.27	74.0	21.06	Peak	309.00	100	Vertical	Pass
5**	12726.713	44.15	1.27	54.0	9.85	AV	309.00	100	Vertical	Pass
6	17187.824	53.43	2.42	74.0	20.57	Peak	327.00	300	Vertical	Pass
6**	17187.824	45.41	2.42	54.0	8.59	AV	327.00	300	Vertical	Pass

1 GHz to 18 GHz, ANT H VHT20 Channel 8

No.	Frequency (MHz)	Results (dBuV/m)	Factor (dB)	Limit (dBuV/m)	Margin (dB)	Detector	Table (Degree)	Height (cm)	Antenna	Verdict
1	1433.200	39.27	-17.40	74.0	34.73	Peak	148.00	400	Horizontal	Pass
1**	1433.200	29.46	-17.40	54.0	24.54	AV	148.00	400	Horizontal	Pass
2	2449.600	107.06	-12.37	74.0	-33.06	Peak	200.00	200	Horizontal	N/A
2**	2449.600	98.85	-12.37	54.0	-44.85	AV	200.00	200	Horizontal	N/A
3	4929.400	51.12	-2.60	74.0	22.88	Peak	0.00	150	Horizontal	Pass
3**	4929.400	41.87	-2.60	54.0	12.13	AV	0.00	150	Horizontal	Pass
4	6606.600	55.22	1.45	74.0	18.78	Peak	210.00	400	Horizontal	Pass
4**	6606.600	46.36	1.45	54.0	7.64	AV	210.00	400	Horizontal	Pass
5	12288.850	53.02	1.69	74.0	20.98	Peak	107.00	400	Horizontal	Pass
5**	12288.850	43.49	1.69	54.0	10.51	AV	107.00	400	Horizontal	Pass
6	17203.575	53.80	1.71	74.0	20.20	Peak	308.00	200	Horizontal	Pass
6**	17203.575	45.70	1.71	54.0	8.30	AV	308.00	200	Horizontal	Pass

1 GHz to 18 GHz, ANT V VHT20 Channel 8

No.	Frequency (MHz)	Results (dBuV/m)	Factor (dB)	Limit (dBuV/m)	Margin (dB)	Detector	Table (Degree)	Height (cm)	Antenna	Verdict
1	1233.200	39.39	-17.61	74.0	34.61	Peak	117.00	300	Vertical	Pass
1**	1233.200	28.31	-17.61	54.0	25.69	AV	117.00	300	Vertical	Pass
2	2449.500	91.05	-12.37	74.0	-17.05	Peak	180.00	100	Vertical	N/A
2**	2449.500	83.90	-12.37	54.0	-29.90	AV	180.00	100	Vertical	N/A
3	4900.800	51.19	-2.58	74.0	22.81	Peak	283.00	150	Vertical	Pass
3**	4900.800	42.75	-2.58	54.0	11.25	AV	283.00	150	Vertical	Pass
4	6607.000	54.69	1.48	74.0	19.31	Peak	77.00	300	Vertical	Pass
4**	6607.000	45.61	1.48	54.0	8.39	AV	77.00	300	Vertical	Pass
5	12704.575	53.73	0.89	74.0	20.27	Peak	330.00	100	Vertical	Pass
5**	12704.575	43.24	0.89	54.0	10.76	AV	330.00	100	Vertical	Pass
6	17176.801	53.74	2.56	74.0	20.26	Peak	146.00	200	Vertical	Pass
6**	17176.801	46.49	2.56	54.0	7.51	AV	146.00	200	Vertical	Pass

1 GHz to 18 GHz, ANT H VHT20 Channel 9

No.	Frequency (MHz)	Results (dBuV/m)	Factor (dB)	Limit (dBuV/m)	Margin (dB)	Detector	Table (Degree)	Height (cm)	Antenna	Verdict
1	1495.600	38.74	-17.45	74.0	35.26	Peak	117.00	200	Horizontal	Pass
1**	1495.600	29.74	-17.45	54.0	24.26	AV	117.00	200	Horizontal	Pass
2	2451.000	106.41	-12.37	74.0	-32.41	Peak	360.00	150	Horizontal	N/A
2**	2451.000	99.15	-12.37	54.0	-45.15	AV	360.00	150	Horizontal	N/A
3	5075.000	51.93	-2.64	74.0	22.07	Peak	6.00	150	Horizontal	Pass
3**	5075.000	41.95	-2.64	54.0	12.05	AV	6.00	150	Horizontal	Pass
4	6676.400	54.69	0.31	74.0	19.31	Peak	312.00	100	Horizontal	Pass
4**	6676.400	45.23	0.31	54.0	8.77	AV	312.00	100	Horizontal	Pass
5	12405.000	53.20	1.48	74.0	20.80	Peak	281.00	400	Horizontal	Pass
5**	12405.000	44.31	1.48	54.0	9.69	AV	281.00	400	Horizontal	Pass
6	17172.338	54.16	2.44	74.0	19.84	Peak	126.00	200	Horizontal	Pass
6**	17172.338	46.18	2.44	54.0	7.82	AV	126.00	200	Horizontal	Pass

1 GHz to 18 GHz, ANT V VHT20 Channel 9

No.	Frequency (MHz)	Results (dBuV/m)	Factor (dB)	Limit (dBuV/m)	Margin (dB)	Detector	Table (Degree)	Height (cm)	Antenna	Verdict
1	1568.400	38.99	-17.46	74.0	35.01	Peak	232.00	400	Vertical	Pass
1**	1568.400	29.36	-17.46	54.0	24.64	AV	232.00	400	Vertical	Pass
2	2456.600	91.13	-12.44	74.0	-17.13	Peak	147.00	150	Vertical	N/A
2**	2456.600	83.08	-12.44	54.0	-29.08	AV	147.00	150	Vertical	N/A
3	4797.000	51.24	-2.57	74.0	22.76	Peak	187.00	100	Vertical	Pass
3**	4797.000	41.38	-2.57	54.0	12.62	AV	187.00	100	Vertical	Pass
4	6606.200	55.02	1.38	74.0	18.98	Peak	343.00	200	Vertical	Pass
4**	6606.200	45.71	1.38	54.0	8.29	AV	343.00	200	Vertical	Pass
5	12421.963	53.25	1.41	74.0	20.75	Peak	123.00	300	Vertical	Pass
5**	12421.963	43.71	1.41	54.0	10.29	AV	123.00	300	Vertical	Pass
6	15504.938	54.07	1.28	74.0	19.93	Peak	270.00	200	Vertical	Pass
6**	15504.938	44.94	1.28	54.0	9.06	AV	270.00	200	Vertical	Pass

1 GHz to 18 GHz, ANT H VHT20 Channel 10

No.	Frequency (MHz)	Results (dBUV/m)	Factor (dB)	Limit (dBUV/m)	Margin (dB)	Detector	Table (Degree)	Height (cm)	Antenna	Verdict
1	1427.200	38.83	-17.45	74.0	35.17	Peak	160.00	300	Horizontal	Pass
1**	1427.200	29.08	-17.45	54.0	24.92	AV	160.00	300	Horizontal	Pass
2	2458.100	105.40	-12.53	74.0	-31.40	Peak	360.00	200	Horizontal	N/A
2**	2458.100	97.84	-12.53	54.0	-43.84	AV	360.00	200	Horizontal	N/A
3	4874.000	51.03	-3.29	74.0	22.97	Peak	192.00	150	Horizontal	Pass
3**	4874.000	42.15	-3.29	54.0	11.85	AV	192.00	150	Horizontal	Pass
4	6601.600	54.33	0.59	74.0	19.67	Peak	79.00	400	Horizontal	Pass
4**	6601.600	45.88	0.59	54.0	8.12	AV	79.00	400	Horizontal	Pass
5	12617.175	53.06	1.84	74.0	20.94	Peak	324.00	300	Horizontal	Pass
5**	12617.175	43.86	1.84	54.0	10.14	AV	324.00	300	Horizontal	Pass
6	17181.526	54.65	2.64	74.0	19.35	Peak	119.00	150	Horizontal	Pass
6**	17181.526	45.34	2.64	54.0	8.66	AV	119.00	150	Horizontal	Pass

1 GHz to 18 GHz, ANT V VHT20 Channel 10

No.	Frequency (MHz)	Results (dBUV/m)	Factor (dB)	Limit (dBUV/m)	Margin (dB)	Detector	Table (Degree)	Height (cm)	Antenna	Verdict
1	1480.400	39.05	-17.62	74.0	34.95	Peak	273.00	100	Vertical	Pass
1**	1480.400	29.59	-17.62	54.0	24.41	AV	273.00	100	Vertical	Pass
2	2458.400	89.90	-12.55	74.0	-15.90	Peak	150.00	200	Vertical	N/A
2**	2458.400	82.78	-12.55	54.0	-28.78	AV	150.00	200	Vertical	N/A
3	4944.400	50.90	-2.93	74.0	23.10	Peak	118.00	150	Vertical	Pass
3**	4944.400	42.10	-2.93	54.0	11.90	AV	118.00	150	Vertical	Pass
4	6406.400	54.31	0.30	74.0	19.69	Peak	108.00	400	Vertical	Pass
4**	6406.400	46.32	0.30	54.0	7.68	AV	108.00	400	Vertical	Pass
5	12725.850	52.84	1.26	74.0	21.16	Peak	189.00	300	Vertical	Pass
5**	12725.850	44.16	1.26	54.0	9.84	AV	189.00	300	Vertical	Pass
6	17176.275	53.57	2.54	74.0	20.43	Peak	55.00	100	Vertical	Pass
6**	17176.275	45.52	2.54	54.0	8.48	AV	55.00	100	Vertical	Pass

1 GHz to 18 GHz, ANT H VHT20 Channel 11

No.	Frequency (MHz)	Results (dBuV/m)	Factor (dB)	Limit (dBuV/m)	Margin (dB)	Detector	Table (Degree)	Height (cm)	Antenna	Verdict
1	1425.000	38.74	-17.44	74.0	35.26	Peak	140.00	400	Horizontal	Pass
1**	1425.000	29.14	-17.44	54.0	24.86	AV	140.00	400	Horizontal	Pass
2	2460.800	107.69	-12.54	74.0	-33.69	Peak	206.00	100	Horizontal	N/A
2**	2460.800	100.07	-12.54	54.0	-46.07	AV	206.00	100	Horizontal	N/A
3	4923.200	50.59	-2.33	74.0	23.41	Peak	19.00	100	Horizontal	Pass
3**	4923.200	45.38	-2.33	54.0	8.62	AV	19.00	100	Horizontal	Pass
4	6683.800	55.01	0.07	74.0	18.99	Peak	351.00	300	Horizontal	Pass
4**	6683.800	45.17	0.07	54.0	8.83	AV	351.00	300	Horizontal	Pass
5	12251.763	52.89	0.96	74.0	21.11	Peak	148.00	100	Horizontal	Pass
5**	12251.763	43.30	0.96	54.0	10.70	AV	148.00	100	Horizontal	Pass
6	17285.212	54.08	1.69	74.0	19.92	Peak	10.00	200	Horizontal	Pass
6**	17285.212	45.76	1.69	54.0	8.24	AV	10.00	200	Horizontal	Pass

1 GHz to 18 GHz, ANT V VHT20 Channel 11

No.	Frequency (MHz)	Results (dBuV/m)	Factor (dB)	Limit (dBuV/m)	Margin (dB)	Detector	Table (Degree)	Height (cm)	Antenna	Verdict
1	1502.200	38.87	-17.46	74.0	35.13	Peak	275.00	400	Vertical	Pass
1**	1502.200	29.23	-17.46	54.0	24.77	AV	275.00	400	Vertical	Pass
2	2462.100	93.89	-12.52	74.0	-19.89	Peak	76.00	200	Vertical	N/A
2**	2462.100	85.57	-12.52	54.0	-31.57	AV	76.00	200	Vertical	N/A
3	4933.000	51.50	-2.83	74.0	22.50	Peak	112.00	100	Vertical	Pass
3**	4933.000	41.46	-2.83	54.0	12.54	AV	112.00	100	Vertical	Pass
4	6612.200	54.94	1.40	74.0	19.06	Peak	171.00	200	Vertical	Pass
4**	6612.200	46.23	1.40	54.0	7.77	AV	171.00	200	Vertical	Pass
5	12699.688	53.01	0.84	74.0	20.99	Peak	245.00	400	Vertical	Pass
5**	12699.688	43.41	0.84	54.0	10.59	AV	245.00	400	Vertical	Pass
6	17181.526	53.51	2.64	74.0	20.49	Peak	121.00	100	Vertical	Pass
6**	17181.526	47.89	2.64	54.0	6.11	AV	121.00	100	Vertical	Pass

1 GHz to 18 GHz, ANT H VHT40 Channel 3

No.	Frequency (MHz)	Results (dBuV/m)	Factor (dB)	Limit (dBuV/m)	Margin (dB)	Detector	Table (Degree)	Height (cm)	Antenna	Verdict
1	1319.800	39.48	-17.36	74.0	34.52	Peak	26.00	200	Horizontal	Pass
1**	1319.800	28.92	-17.36	54.0	25.08	AV	26.00	200	Horizontal	Pass
2	2424.600	103.58	-12.62	74.0	-29.58	Peak	360.00	100	Horizontal	N/A
2**	2424.600	96.23	-12.62	54.0	-42.23	AV	360.00	100	Horizontal	N/A
3	4793.400	50.67	-2.36	74.0	23.33	Peak	92.00	100	Horizontal	Pass
3**	4793.400	41.37	-2.36	54.0	12.63	AV	92.00	100	Horizontal	Pass
4	6607.800	54.70	1.53	74.0	19.30	Peak	342.00	300	Horizontal	Pass
4**	6607.800	46.01	1.53	54.0	7.99	AV	342.00	300	Horizontal	Pass
5	12744.537	53.11	1.24	74.0	20.89	Peak	293.00	200	Horizontal	Pass
5**	12744.537	43.23	1.24	54.0	10.77	AV	293.00	200	Horizontal	Pass
6	17414.887	53.57	3.63	74.0	20.43	Peak	260.00	400	Horizontal	Pass
6**	17414.887	46.11	3.63	54.0	7.89	AV	260.00	400	Horizontal	Pass

1 GHz to 18 GHz, ANT V VHT40 Channel 3

No.	Frequency (MHz)	Results (dBuV/m)	Factor (dB)	Limit (dBuV/m)	Margin (dB)	Detector	Table (Degree)	Height (cm)	Antenna	Verdict
1	1528.300	39.13	-17.43	74.0	34.87	Peak	0.00	300	Vertical	Pass
1**	1528.300	29.41	-17.43	54.0	24.59	AV	0.00	300	Vertical	Pass
2	2420.300	91.44	-12.40	74.0	-17.44	Peak	20.00	200	Vertical	N/A
2**	2420.300	84.14	-12.40	54.0	-30.14	AV	20.00	200	Vertical	N/A
3	4845.000	51.10	-3.38	74.0	22.90	Peak	330.00	100	Vertical	Pass
3**	4845.000	41.29	-3.38	54.0	12.71	AV	330.00	100	Vertical	Pass
4	6608.800	55.48	1.60	74.0	18.52	Peak	121.00	200	Vertical	Pass
4**	6608.800	46.40	1.60	54.0	7.60	AV	121.00	200	Vertical	Pass
5	12612.862	53.22	1.88	74.0	20.78	Peak	46.00	300	Vertical	Pass
5**	12612.862	42.76	1.88	54.0	11.24	AV	46.00	300	Vertical	Pass
6	17187.564	53.62	2.43	74.0	20.38	Peak	326.00	300	Vertical	Pass
6**	17187.564	43.90	2.43	54.0	10.10	AV	326.00	300	Vertical	Pass

1 GHz to 18 GHz, ANT H VHT40 Channel 4

No.	Frequency (MHz)	Results (dBuV/m)	Factor (dB)	Limit (dBuV/m)	Margin (dB)	Detector	Table (Degree)	Height (cm)	Antenna	Verdict
1	1387.500	38.81	-17.46	74.0	35.19	Peak	105.00	300	Horizontal	Pass
1**	1387.500	30.21	-17.46	54.0	23.79	AV	105.00	300	Horizontal	Pass
2	2439.700	100.64	-12.40	74.0	-26.64	Peak	205.00	150	Horizontal	N/A
2**	2439.700	93.24	-12.40	54.0	-39.24	AV	205.00	150	Horizontal	N/A
3	4678.800	50.01	-3.14	74.0	23.99	Peak	50.00	150	Horizontal	Pass
3**	4678.800	40.31	-3.14	54.0	13.69	AV	50.00	150	Horizontal	Pass
4	6271.600	54.70	0.54	74.0	19.30	Peak	214.00	200	Horizontal	Pass
4**	6271.600	45.92	0.54	54.0	8.08	AV	214.00	200	Horizontal	Pass
5	12235.088	53.10	1.16	74.0	20.90	Peak	266.00	200	Horizontal	Pass
5**	12235.088	44.27	1.16	54.0	9.73	AV	266.00	200	Horizontal	Pass
6	17185.462	54.07	2.51	74.0	19.93	Peak	0.00	200	Horizontal	Pass
6**	17185.462	45.77	2.51	54.0	8.23	AV	0.00	200	Horizontal	Pass

1 GHz to 18 GHz, ANT V VHT40 Channel 4

No.	Frequency (MHz)	Results (dBuV/m)	Factor (dB)	Limit (dBuV/m)	Margin (dB)	Detector	Table (Degree)	Height (cm)	Antenna	Verdict
1	1555.400	39.03	-17.37	74.0	34.97	Peak	242.00	400	Vertical	Pass
1**	1555.400	30.02	-17.37	54.0	23.98	AV	242.00	400	Vertical	Pass
2	2418.400	84.13	-12.40	74.0	-10.13	Peak	202.00	150	Vertical	N/A
2**	2418.400	76.07	-12.40	54.0	-22.07	AV	202.00	150	Vertical	N/A
3	4822.200	51.20	-3.32	74.0	22.80	Peak	76.00	150	Vertical	Pass
3**	4822.200	41.70	-3.32	54.0	12.30	AV	76.00	150	Vertical	Pass
4	6607.400	54.90	1.51	74.0	19.10	Peak	35.00	400	Vertical	Pass
4**	6607.400	45.98	1.51	54.0	8.02	AV	35.00	400	Vertical	Pass
5	12321.338	53.45	1.42	74.0	20.55	Peak	232.00	100	Vertical	Pass
5**	12321.338	43.67	1.42	54.0	10.33	AV	232.00	100	Vertical	Pass
6	17187.301	53.37	2.44	74.0	20.63	Peak	360.00	300	Vertical	Pass
6**	17187.301	44.91	2.44	54.0	9.09	AV	360.00	300	Vertical	Pass

1 GHz to 18 GHz, ANT H VHT40 Channel 5

No.	Frequency (MHz)	Results (dBuV/m)	Factor (dB)	Limit (dBuV/m)	Margin (dB)	Detector	Table (Degree)	Height (cm)	Antenna	Verdict
1	1514.000	38.68	-17.64	74.0	35.32	Peak	235.00	200	Horizontal	Pass
1**	1514.000	29.82	-17.64	54.0	24.18	AV	235.00	200	Horizontal	Pass
2	2439.000	103.05	-12.42	74.0	-29.05	Peak	210.00	150	Horizontal	N/A
2**	2439.000	95.59	-12.42	54.0	-41.59	AV	210.00	150	Horizontal	N/A
3	4871.800	51.36	-3.28	74.0	22.64	Peak	360.00	150	Horizontal	Pass
3**	4871.800	42.11	-3.28	54.0	11.89	AV	360.00	150	Horizontal	Pass
4	6410.400	55.24	0.06	74.0	18.76	Peak	180.00	300	Horizontal	Pass
4**	6410.400	45.47	0.06	54.0	8.53	AV	180.00	300	Horizontal	Pass
5	12741.662	53.27	1.28	74.0	20.73	Peak	346.00	300	Horizontal	Pass
5**	12741.662	44.69	1.28	54.0	9.31	AV	346.00	300	Horizontal	Pass
6	17195.176	53.91	2.18	74.0	20.09	Peak	198.00	200	Horizontal	Pass
6**	17195.176	46.09	2.18	54.0	7.91	AV	198.00	200	Horizontal	Pass

1 GHz to 18 GHz, ANT V VHT40 Channel 5

No.	Frequency (MHz)	Results (dBuV/m)	Factor (dB)	Limit (dBuV/m)	Margin (dB)	Detector	Table (Degree)	Height (cm)	Antenna	Verdict
1	1280.700	39.28	-17.49	74.0	34.72	Peak	269.00	200	Vertical	Pass
1**	1280.700	29.48	-17.49	54.0	24.52	AV	269.00	200	Vertical	Pass
2	2441.400	86.61	-12.45	74.0	-12.61	Peak	158.00	200	Vertical	N/A
2**	2441.400	78.05	-12.45	54.0	-24.05	AV	158.00	200	Vertical	N/A
3	4920.600	51.05	-2.40	74.0	22.95	Peak	85.00	150	Vertical	Pass
3**	4920.600	42.73	-2.40	54.0	11.27	AV	85.00	150	Vertical	Pass
4	6602.400	55.07	0.74	74.0	18.93	Peak	125.00	200	Vertical	Pass
4**	6602.400	45.43	0.74	54.0	8.57	AV	125.00	200	Vertical	Pass
5	12735.337	52.97	1.31	74.0	21.03	Peak	108.00	100	Vertical	Pass
5**	12735.337	44.05	1.31	54.0	9.95	AV	108.00	100	Vertical	Pass
6	17183.887	53.67	2.56	74.0	20.33	Peak	326.00	100	Vertical	Pass
6**	17183.887	46.21	2.56	54.0	7.79	AV	326.00	100	Vertical	Pass

1 GHz to 18 GHz, ANT H VHT40 Channel 6

No.	Frequency (MHz)	Results (dBuV/m)	Factor (dB)	Limit (dBuV/m)	Margin (dB)	Detector	Table (Degree)	Height (cm)	Antenna	Verdict
1	1445.400	38.93	-17.18	74.0	35.07	Peak	71.00	200	Horizontal	Pass
1**	1445.400	29.50	-17.18	54.0	24.50	AV	71.00	200	Horizontal	Pass
2	2441.900	105.06	-12.46	74.0	-31.06	Peak	358.00	150	Horizontal	N/A
2**	2441.900	97.59	-12.46	54.0	-43.59	AV	358.00	150	Horizontal	N/A
3	4930.600	51.29	-2.69	74.0	22.71	Peak	284.00	100	Horizontal	Pass
3**	4930.600	42.08	-2.69	54.0	11.92	AV	284.00	100	Horizontal	Pass
4	6263.800	54.81	-0.53	74.0	19.19	Peak	22.00	200	Horizontal	Pass
4**	6263.800	44.76	-0.53	54.0	9.24	AV	22.00	200	Horizontal	Pass
5	12743.388	53.23	1.26	74.0	20.77	Peak	156.00	200	Horizontal	Pass
5**	12743.388	44.27	1.26	54.0	9.73	AV	156.00	200	Horizontal	Pass
6	17415.412	53.48	3.65	74.0	20.52	Peak	270.00	200	Horizontal	Pass
6**	17415.412	45.57	3.65	54.0	8.43	AV	270.00	200	Horizontal	Pass

1 GHz to 18 GHz, ANT V VHT40 Channel 6

No.	Frequency (MHz)	Results (dBuV/m)	Factor (dB)	Limit (dBuV/m)	Margin (dB)	Detector	Table (Degree)	Height (cm)	Antenna	Verdict
1	1448.200	39.02	-17.32	74.0	34.98	Peak	96.00	400	Vertical	Pass
1**	1448.200	29.13	-17.32	54.0	24.87	AV	96.00	400	Vertical	Pass
2	2441.500	89.88	-12.45	74.0	-15.88	Peak	27.00	100	Vertical	N/A
2**	2441.500	82.48	-12.45	54.0	-28.48	AV	27.00	100	Vertical	N/A
3	4900.200	50.96	-2.62	74.0	23.04	Peak	120.00	100	Vertical	Pass
3**	4900.200	41.79	-2.62	54.0	12.21	AV	120.00	100	Vertical	Pass
4	6744.600	54.87	0.88	74.0	19.13	Peak	172.00	100	Vertical	Pass
4**	6744.600	45.10	0.88	54.0	8.90	AV	172.00	100	Vertical	Pass
5	12599.349	52.99	1.89	74.0	21.01	Peak	177.00	300	Vertical	Pass
5**	12599.349	43.94	1.89	54.0	10.06	AV	177.00	300	Vertical	Pass
6	16408.989	53.58	1.31	74.0	20.42	Peak	193.00	400	Vertical	Pass
6**	16408.989	44.63	1.31	54.0	9.37	AV	193.00	400	Vertical	Pass

1 GHz to 18 GHz, ANT H VHT40 Channel 7

No.	Frequency (MHz)	Results (dBuV/m)	Factor (dB)	Limit (dBuV/m)	Margin (dB)	Detector	Table (Degree)	Height (cm)	Antenna	Verdict
1	1482.600	38.91	-17.68	74.0	35.09	Peak	99.00	200	Horizontal	Pass
1**	1482.600	29.05	-17.68	54.0	24.95	AV	99.00	200	Horizontal	Pass
2	2444.700	103.39	-12.59	74.0	-29.39	Peak	356.00	150	Horizontal	N/A
2**	2444.700	95.75	-12.59	54.0	-41.75	AV	356.00	150	Horizontal	N/A
3	4782.200	50.70	-2.77	74.0	23.30	Peak	18.00	150	Horizontal	Pass
3**	4782.200	41.55	-2.77	54.0	12.45	AV	18.00	150	Horizontal	Pass
4	6609.600	54.30	1.55	74.0	19.70	Peak	67.00	300	Horizontal	Pass
4**	6609.600	46.07	1.55	54.0	7.93	AV	67.00	300	Horizontal	Pass
5	12276.775	53.36	1.68	74.0	20.64	Peak	45.00	100	Horizontal	Pass
5**	12276.775	44.30	1.68	54.0	9.70	AV	45.00	100	Horizontal	Pass
6	15627.787	53.67	1.71	74.0	20.33	Peak	254.00	100	Horizontal	Pass
6**	15627.787	44.63	1.71	54.0	9.37	AV	254.00	100	Horizontal	Pass

1 GHz to 18 GHz, ANT V VHT40 Channel 7

No.	Frequency (MHz)	Results (dBuV/m)	Factor (dB)	Limit (dBuV/m)	Margin (dB)	Detector	Table (Degree)	Height (cm)	Antenna	Verdict
1	1575.700	39.14	-17.53	74.0	34.86	Peak	186.00	100	Vertical	Pass
1**	1575.700	29.66	-17.53	54.0	24.34	AV	186.00	100	Vertical	Pass
2	2448.500	86.04	-12.42	74.0	-12.04	Peak	192.00	200	Vertical	N/A
2**	2448.500	78.13	-12.42	54.0	-24.13	AV	192.00	200	Vertical	N/A
3	4929.800	51.27	-2.63	74.0	22.73	Peak	118.00	150	Vertical	Pass
3**	4929.800	41.78	-2.63	54.0	12.22	AV	118.00	150	Vertical	Pass
4	6263.800	54.95	-0.53	74.0	19.05	Peak	260.00	300	Vertical	Pass
4**	6263.800	44.94	-0.53	54.0	9.06	AV	260.00	300	Vertical	Pass
5	12728.438	53.47	1.28	74.0	20.53	Peak	345.00	400	Vertical	Pass
5**	12728.438	43.96	1.28	54.0	10.04	AV	345.00	400	Vertical	Pass
6	17349.526	53.46	1.88	74.0	20.54	Peak	109.00	200	Vertical	Pass
6**	17349.526	44.87	1.88	54.0	9.13	AV	109.00	200	Vertical	Pass

1 GHz to 18 GHz, ANT H VHT40 Channel 8

No.	Frequency (MHz)	Results (dBuV/m)	Factor (dB)	Limit (dBuV/m)	Margin (dB)	Detector	Table (Degree)	Height (cm)	Antenna	Verdict
1	1552.800	39.05	-17.36	74.0	34.95	Peak	50.00	300	Horizontal	Pass
1**	1552.800	29.59	-17.36	54.0	24.41	AV	50.00	300	Horizontal	Pass
2	2448.600	102.26	-12.42	74.0	-28.26	Peak	211.00	100	Horizontal	N/A
2**	2448.600	95.18	-12.42	54.0	-41.18	AV	211.00	100	Horizontal	N/A
3	4723.400	50.23	-3.79	74.0	23.77	Peak	270.00	150	Horizontal	Pass
3**	4723.400	40.76	-3.79	54.0	13.24	AV	270.00	150	Horizontal	Pass
4	6602.600	54.55	0.77	74.0	19.45	Peak	0.00	400	Horizontal	Pass
4**	6602.600	45.74	0.77	54.0	8.26	AV	0.00	400	Horizontal	Pass
5	11848.688	53.30	1.13	74.0	20.70	Peak	46.00	100	Horizontal	Pass
5**	11848.688	42.92	1.13	54.0	11.08	AV	46.00	100	Horizontal	Pass
6	17420.401	53.75	3.75	74.0	20.25	Peak	308.00	100	Horizontal	Pass
6**	17420.401	44.87	3.75	54.0	9.13	AV	308.00	100	Horizontal	Pass

1 GHz to 18 GHz, ANT V VHT40 Channel 8

No.	Frequency (MHz)	Results (dBuV/m)	Factor (dB)	Limit (dBuV/m)	Margin (dB)	Detector	Table (Degree)	Height (cm)	Antenna	Verdict
1	1518.200	38.93	-17.54	74.0	35.07	Peak	2.00	300	Vertical	Pass
1**	1518.200	29.98	-17.54	54.0	24.02	AV	2.00	300	Vertical	Pass
2	2448.700	85.82	-12.41	74.0	-11.82	Peak	173.00	200	Vertical	N/A
2**	2448.700	78.36	-12.41	54.0	-24.36	AV	173.00	200	Vertical	N/A
3	4993.400	50.80	-2.88	74.0	23.20	Peak	360.00	200	Vertical	Pass
3**	4993.400	41.78	-2.88	54.0	12.22	AV	360.00	200	Vertical	Pass
4	6608.000	54.87	1.55	74.0	19.13	Peak	77.00	400	Vertical	Pass
4**	6608.000	46.51	1.55	54.0	7.49	AV	77.00	400	Vertical	Pass
5	12746.263	52.93	1.21	74.0	21.07	Peak	139.00	300	Vertical	Pass
5**	12746.263	44.38	1.21	54.0	9.62	AV	139.00	300	Vertical	Pass
6	17180.213	53.69	2.68	74.0	20.31	Peak	164.00	400	Vertical	Pass
6**	17180.213	46.26	2.68	54.0	7.74	AV	164.00	400	Vertical	Pass

1 GHz to 18 GHz, ANT H VHT40 Channel 9

No.	Frequency (MHz)	Results (dBUV/m)	Factor (dB)	Limit (dBUV/m)	Margin (dB)	Detector	Table (Degree)	Height (cm)	Antenna	Verdict
1	1485.200	38.62	-17.59	74.0	35.38	Peak	241.00	100	Horizontal	Pass
1**	1485.200	28.63	-17.59	54.0	25.37	AV	241.00	100	Horizontal	Pass
2	2449.000	105.99	-12.40	74.0	-31.99	Peak	0.00	200	Horizontal	N/A
2**	2449.000	98.46	-12.40	54.0	-44.46	AV	0.00	200	Horizontal	N/A
3	4814.600	50.47	-3.17	74.0	23.53	Peak	360.00	100	Horizontal	Pass
3**	4814.600	41.00	-3.17	54.0	13.00	AV	360.00	100	Horizontal	Pass
4	6604.000	54.54	1.01	74.0	19.46	Peak	217.00	400	Horizontal	Pass
4**	6604.000	46.06	1.01	54.0	7.94	AV	217.00	400	Horizontal	Pass
5	12589.862	53.09	1.66	74.0	20.91	Peak	79.00	400	Horizontal	Pass
5**	12589.862	42.99	1.66	54.0	11.01	AV	79.00	400	Horizontal	Pass
6	17167.350	53.12	2.35	74.0	20.88	Peak	326.00	100	Horizontal	Pass
6**	17167.350	45.07	2.35	54.0	8.93	AV	326.00	100	Horizontal	Pass

1 GHz to 18 GHz, ANT V VHT40 Channel 9

No.	Frequency (MHz)	Results (dBUV/m)	Factor (dB)	Limit (dBUV/m)	Margin (dB)	Detector	Table (Degree)	Height (cm)	Antenna	Verdict
1	1593.000	38.96	-17.76	74.0	35.04	Peak	33.00	400	Vertical	Pass
1**	1593.000	29.29	-17.76	54.0	24.71	AV	33.00	400	Vertical	Pass
2	2450.500	92.33	-12.34	74.0	-18.33	Peak	28.00	100	Vertical	N/A
2**	2450.500	85.13	-12.34	54.0	-31.13	AV	28.00	100	Vertical	N/A
3	4587.200	50.05	-3.62	74.0	23.95	Peak	10.00	100	Vertical	Pass
3**	4587.200	40.49	-3.62	54.0	13.51	AV	10.00	100	Vertical	Pass
4	6607.000	55.14	1.48	74.0	18.86	Peak	267.00	200	Vertical	Pass
4**	6607.000	46.43	1.48	54.0	7.57	AV	267.00	200	Vertical	Pass
5	11948.162	52.87	1.45	74.0	21.13	Peak	277.00	200	Vertical	Pass
5**	11948.162	43.01	1.45	54.0	10.99	AV	277.00	200	Vertical	Pass
6	17244.000	53.42	1.58	74.0	20.58	Peak	326.00	100	Vertical	Pass
6**	17244.000	44.17	1.58	54.0	9.83	AV	326.00	100	Vertical	Pass

A.7 Band Edge (Restricted-band band-edge)

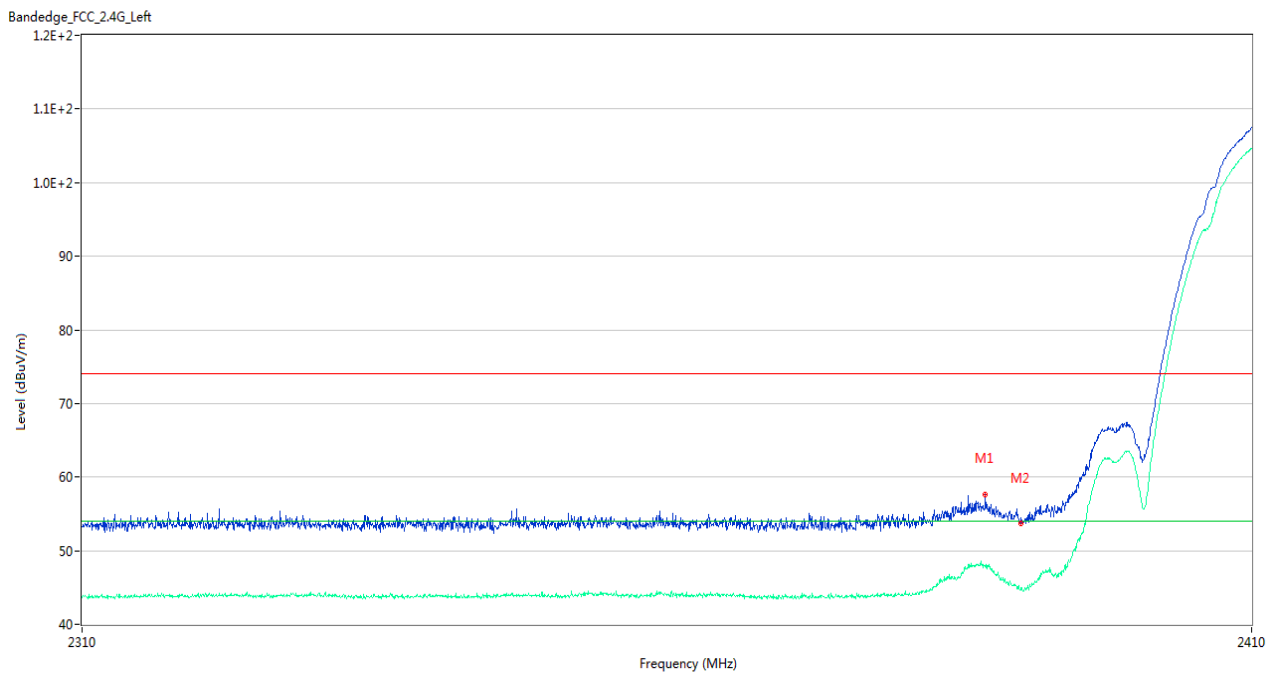
Note ¹: The lowest and highest channels are tested to verify the band edge emissions. Please refer to the following the plots for emissions values.

Note ²: The test data all are tested in the vertical and horizontal antenna which the trace is max hold. So these plots have shown the worst case.

Note ³: According the ANSI C63.10-2013, where limits are specified for both average and peak (or quasi-peak) detector functions, if the peak (or quasi-peak) measured value complies with the average limit, it is unnecessary to perform an average measurement.

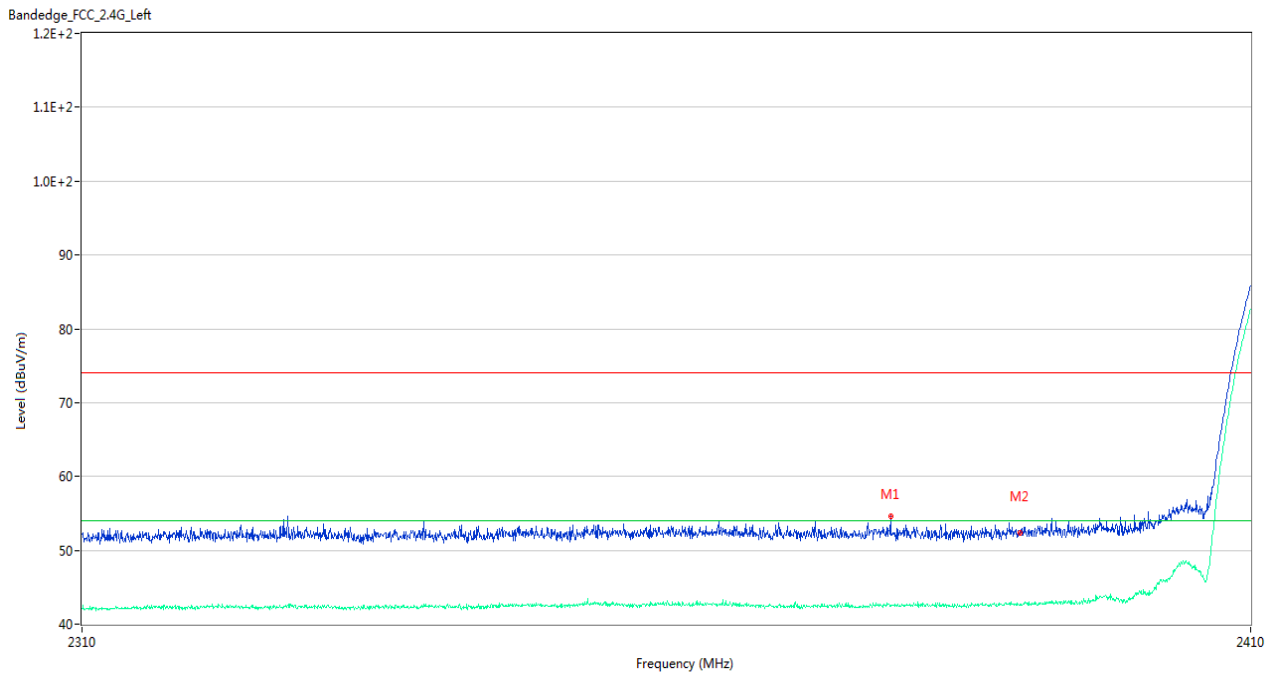
Test Data and Plots

802.11b CHANNEL 1



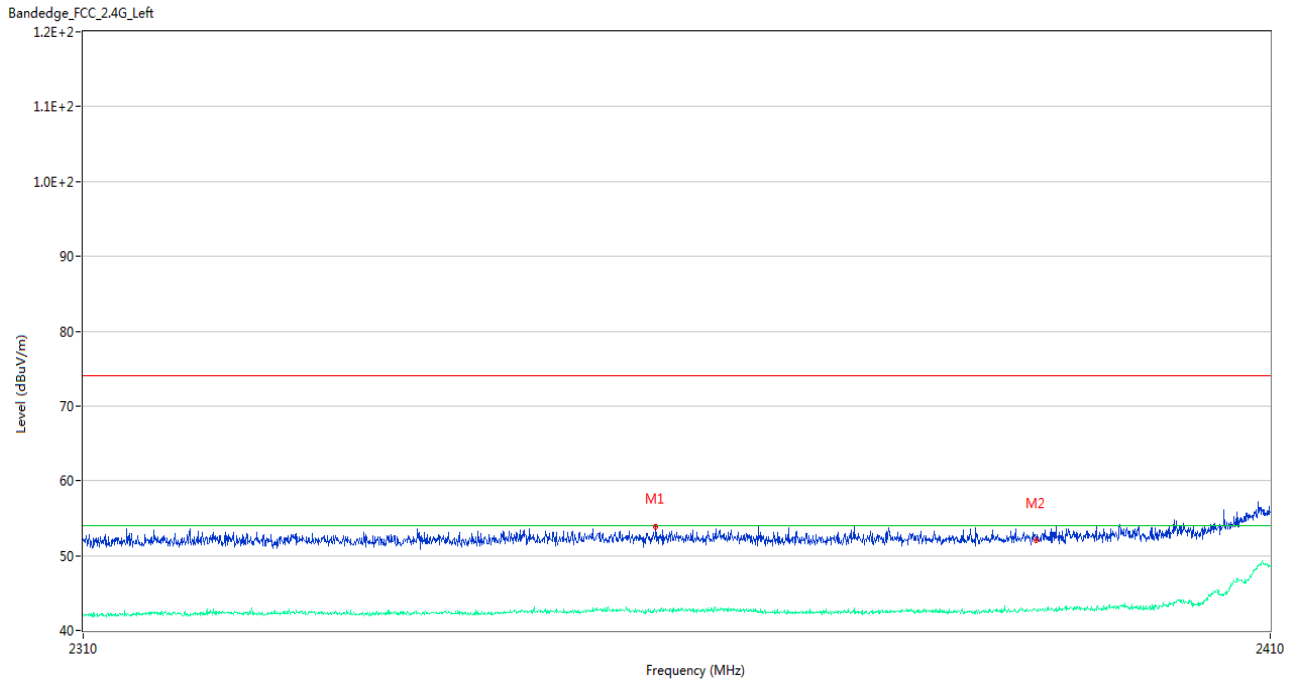
No.	Frequency (MHz)	Results (dBuV/m)	Factor (dB)	Limit (dBuV/m)	Margin (dB)	Detector	Table (Degree)	Height (cm)	Antenna	Verdict
1	2386.850	57.56	-0.69	74.0	16.44	Peak	0.00	100	Horizontal	Pass
1**	2386.850	47.99	-0.69	54.0	6.01	AV	0.00	100	Horizontal	Pass
2	2389.950	53.74	-0.59	74.0	20.26	Peak	76.00	200	Horizontal	Pass
2**	2389.950	44.93	-0.59	54.0	9.07	AV	76.00	200	Horizontal	Pass

802.11b CHANNEL 2



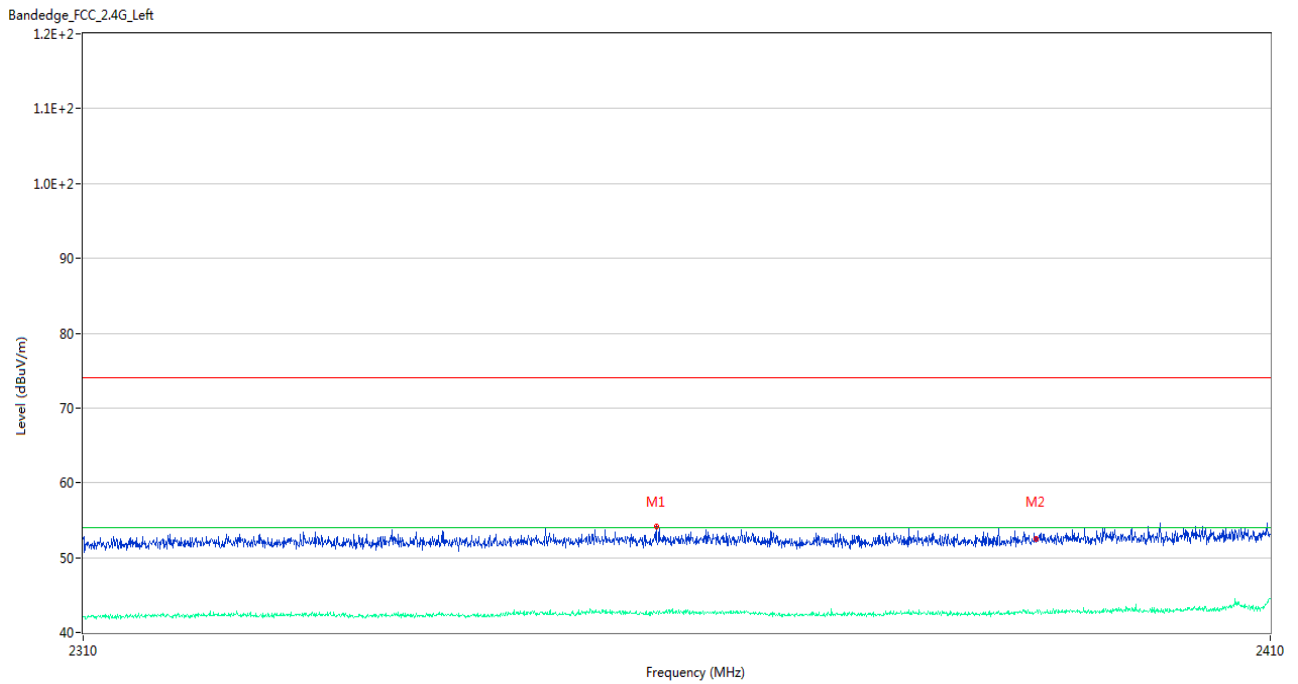
No.	Frequency (MHz)	Results (dBuV/m)	Factor (dB)	Limit (dBuV/m)	Margin (dB)	Detector	Table (Degree)	Height (cm)	Antenna	Verdict
1	2378.750	54.58	-6.51	74.0	19.42	Peak	78.00	100	Horizontal	Pass
1**	2378.750	42.36	-6.51	54.0	11.64	AV	78.00	100	Horizontal	Pass
2	2389.950	52.39	-6.59	74.0	21.61	Peak	152.00	150	Horizontal	Pass
2**	2389.950	42.59	-6.59	54.0	11.41	AV	152.00	150	Horizontal	Pass

802.11b CHANNEL 3



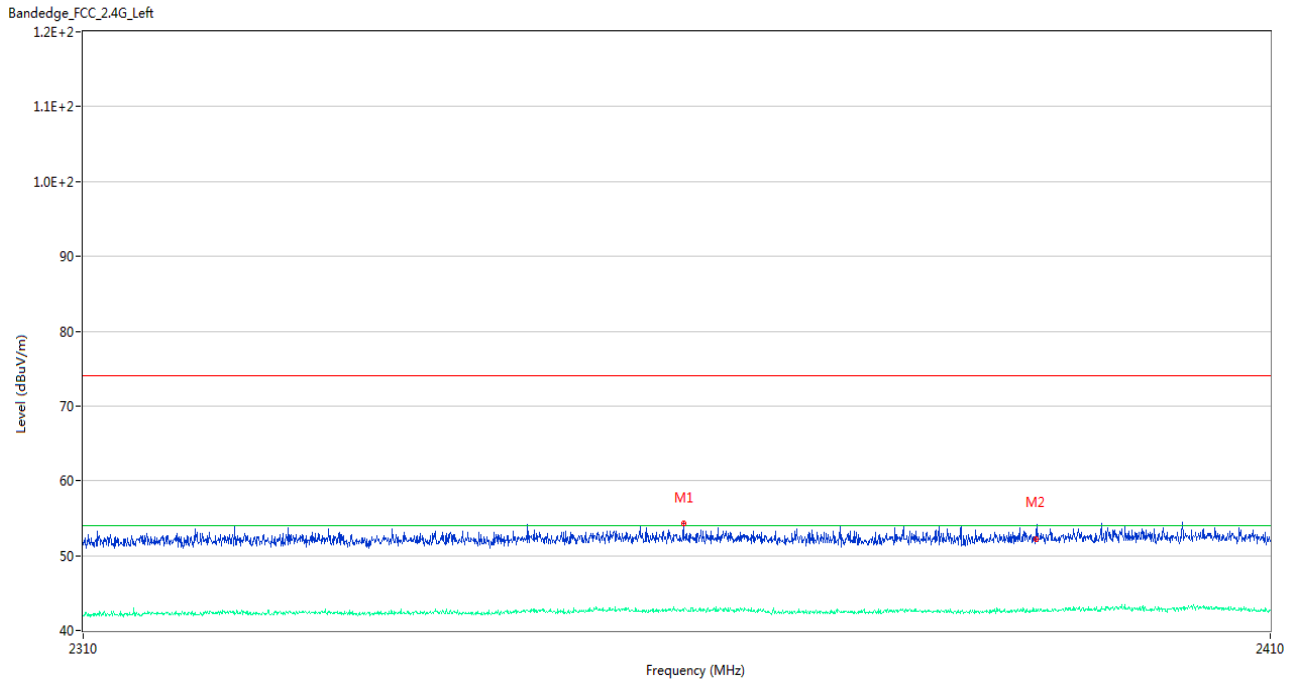
No.	Frequency (MHz)	Results (dBuV/m)	Factor (dB)	Limit (dBuV/m)	Margin (dB)	Detector	Table (Degree)	Height (cm)	Antenna	Verdict
1	2357.700	53.88	-6.35	74.0	20.12	Peak	235.00	200	Horizontal	Pass
1**	2357.700	42.62	-6.35	54.0	11.38	AV	235.00	200	Horizontal	Pass
2	2389.950	52.03	-6.59	74.0	21.97	Peak	286.00	200	Horizontal	Pass
2**	2389.950	42.67	-6.59	54.0	11.33	AV	286.00	200	Horizontal	Pass

802.11b CHANNEL 4



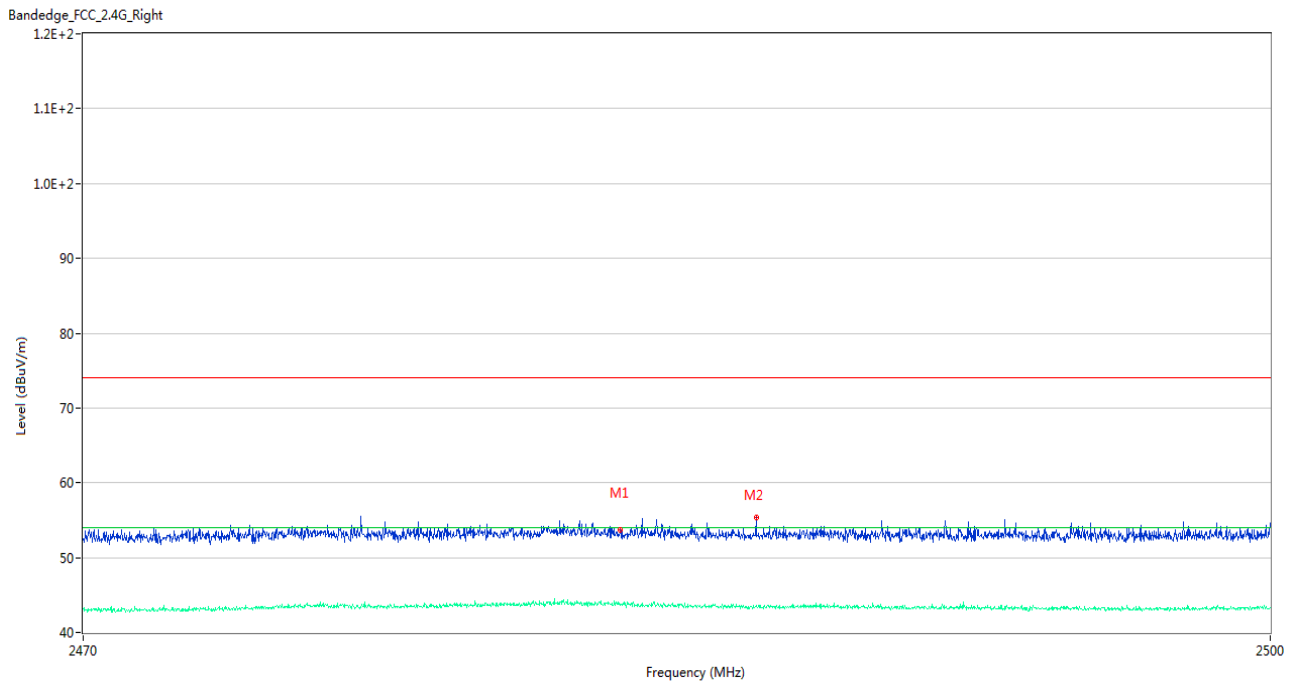
No.	Frequency (MHz)	Results (dBuV/m)	Factor (dB)	Limit (dBuV/m)	Margin (dB)	Detector	Table (Degree)	Height (cm)	Antenna	Verdict
1	2357.750	54.13	-6.34	74.0	19.87	Peak	313.00	100	Horizontal	Pass
1**	2357.750	42.74	-6.34	54.0	11.26	AV	313.00	100	Horizontal	Pass
2	2389.950	52.47	-6.59	74.0	21.53	Peak	326.00	100	Horizontal	Pass
2**	2389.950	42.76	-6.59	54.0	11.24	AV	326.00	100	Horizontal	Pass

802.11b CHANNEL 5



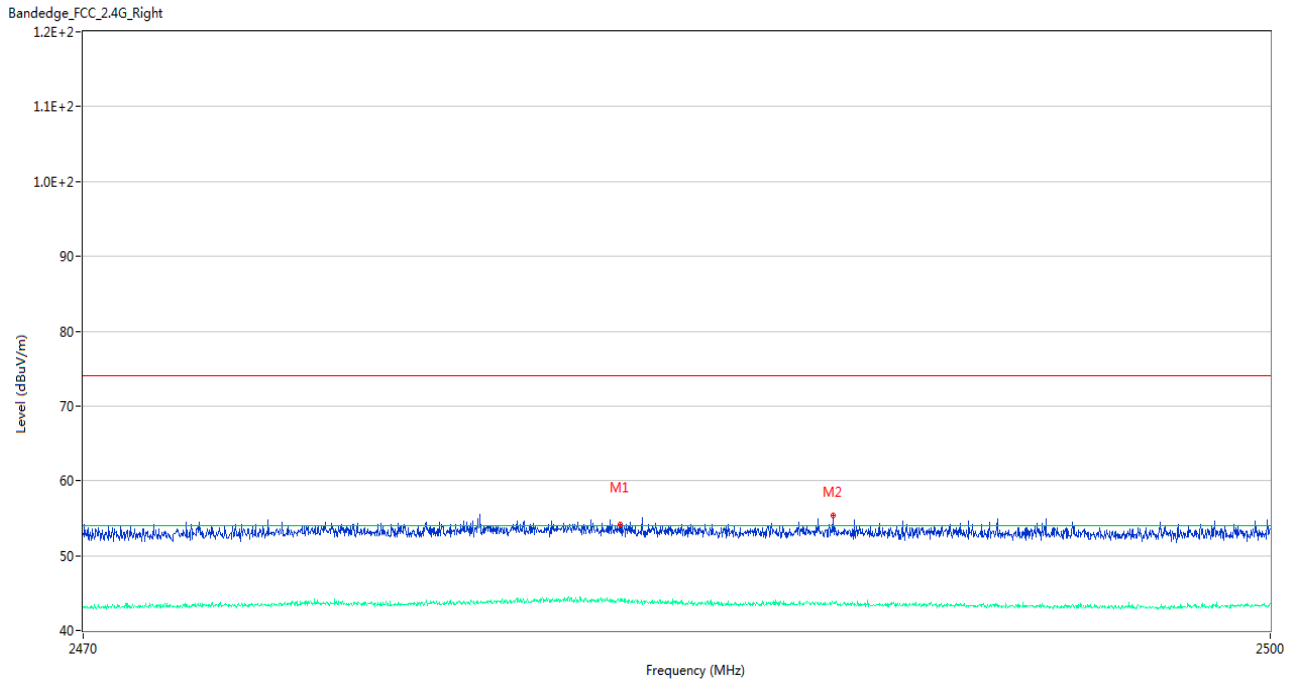
No.	Frequency (MHz)	Results (dBuV/m)	Factor (dB)	Limit (dBuV/m)	Margin (dB)	Detector	Table (Degree)	Height (cm)	Antenna	Verdict
1	2360.050	54.26	-6.26	74.0	19.74	Peak	266.00	100	Horizontal	Pass
1**	2360.050	42.59	-6.26	54.0	11.41	AV	266.00	100	Horizontal	Pass
2	2389.950	52.17	-6.59	74.0	21.83	Peak	332.00	150	Horizontal	Pass
2**	2389.950	42.93	-6.59	54.0	11.07	AV	332.00	150	Horizontal	Pass

802.11b CHANNEL 7



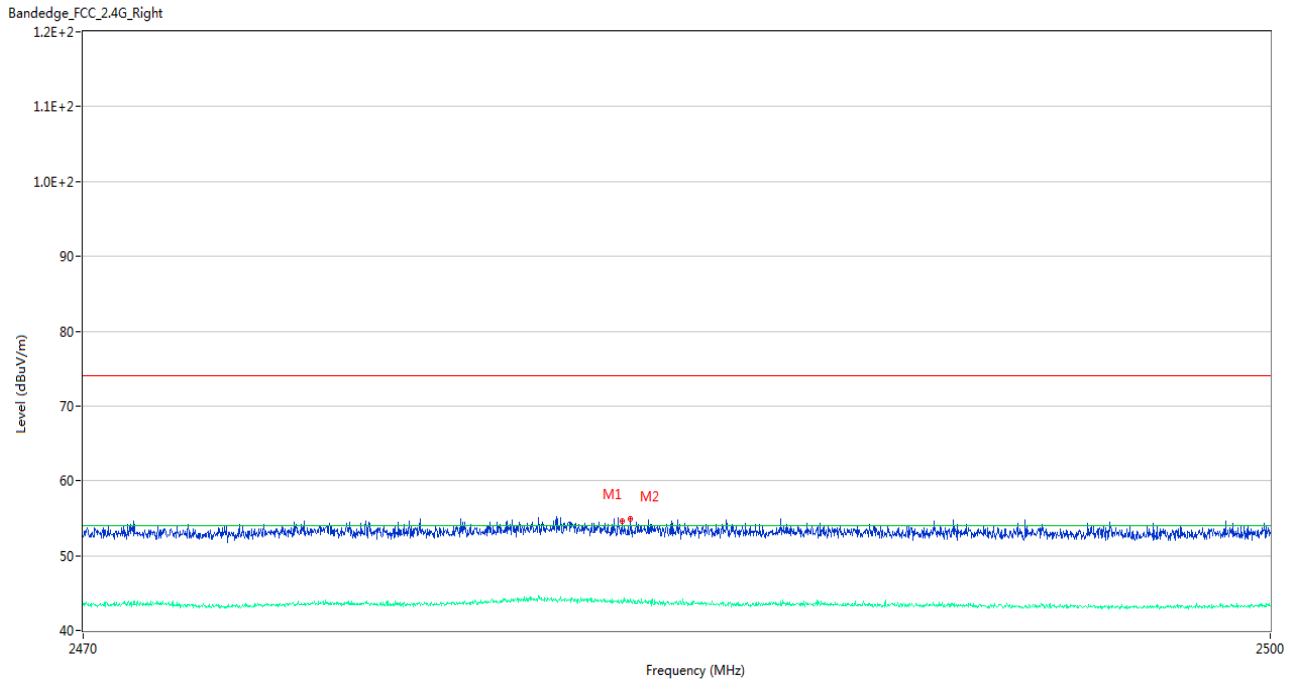
No.	Frequency (MHz)	Results (dBuV/m)	Factor (dB)	Limit (dBuV/m)	Margin (dB)	Detector	Table (Degree)	Height (cm)	Antenna	Verdict
1	2483.530	53.65	-6.05	74.0	20.35	Peak	135.00	150	Horizontal	Pass
1**	2483.530	43.74	-6.05	54.0	10.26	AV	135.00	150	Horizontal	Pass
2	2486.965	55.41	-6.18	74.0	18.59	Peak	206.00	150	Horizontal	Pass
2**	2486.965	43.45	-6.18	54.0	10.55	AV	206.00	150	Horizontal	Pass

802.11b CHANNEL 8



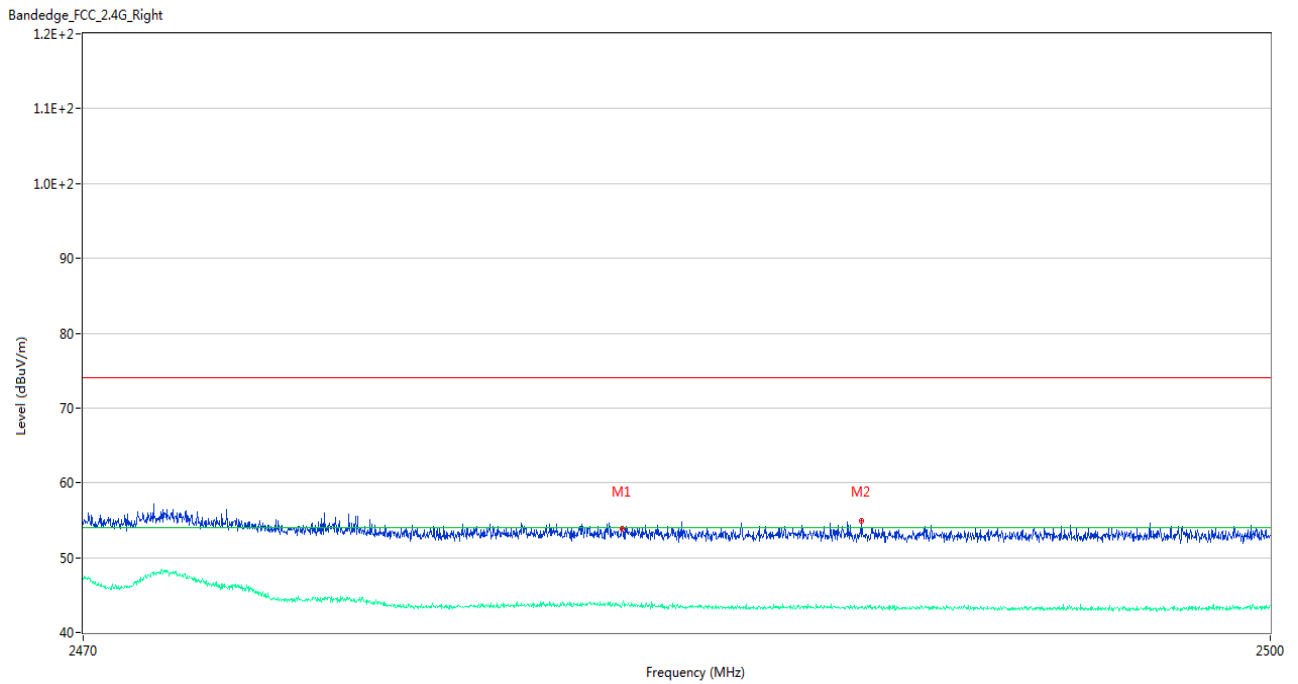
No.	Frequency (MHz)	Results (dBuV/m)	Factor (dB)	Limit (dBuV/m)	Margin (dB)	Detector	Table (Degree)	Height (cm)	Antenna	Verdict
1	2483.515	54.16	-6.05	74.0	19.84	Peak	352.00	100	Horizontal	Pass
1**	2483.515	43.87	-6.05	54.0	10.13	AV	352.00	100	Horizontal	Pass
2	2488.900	55.36	-6.09	74.0	18.64	Peak	298.00	200	Horizontal	Pass
2**	2488.900	43.56	-6.09	54.0	10.44	AV	298.00	200	Horizontal	Pass

802.11b CHANNEL 9



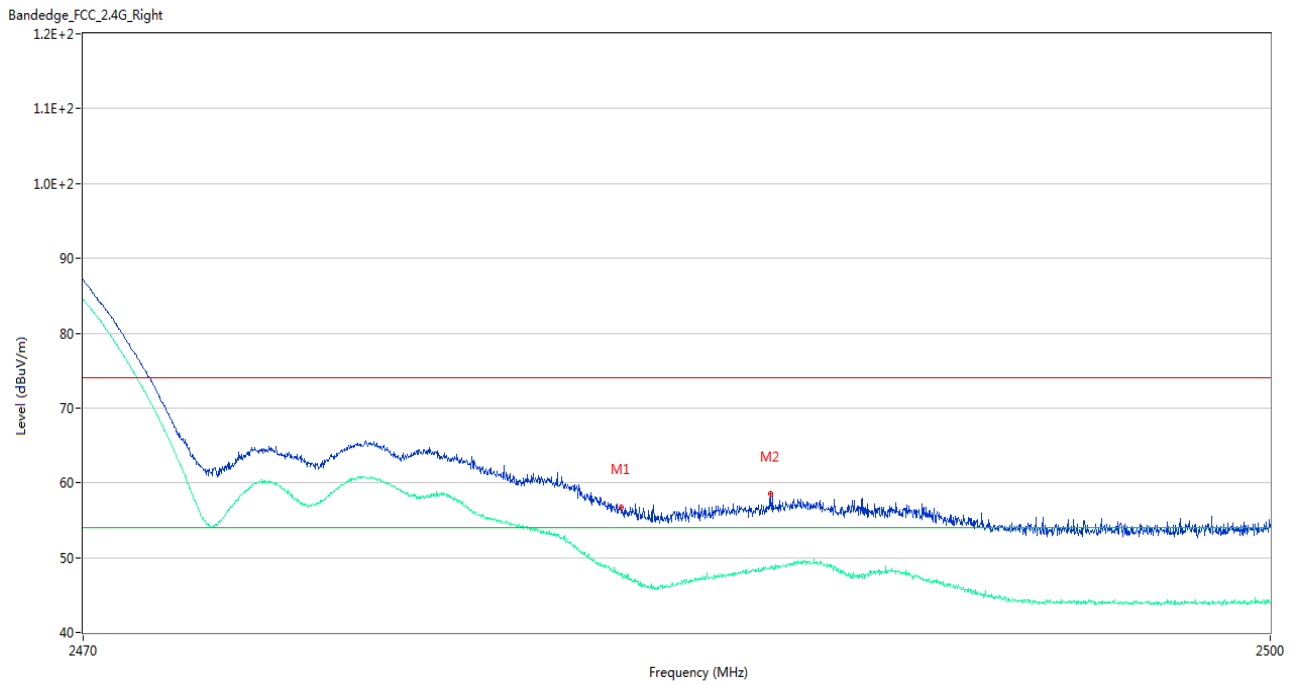
No.	Frequency (MHz)	Results (dBuV/m)	Factor (dB)	Limit (dBuV/m)	Margin (dB)	Detector	Table (Degree)	Height (cm)	Antenna	Verdict
1	2483.575	54.54	-6.06	74.0	19.46	Peak	194.00	200	Horizontal	Pass
1**	2483.575	43.78	-6.06	54.0	10.22	AV	194.00	200	Horizontal	Pass
2	2483.785	54.96	-6.08	74.0	19.04	Peak	351.00	200	Horizontal	Pass
2**	2483.785	43.88	-6.08	54.0	10.12	AV	351.00	200	Horizontal	Pass

802.11b CHANNEL 10



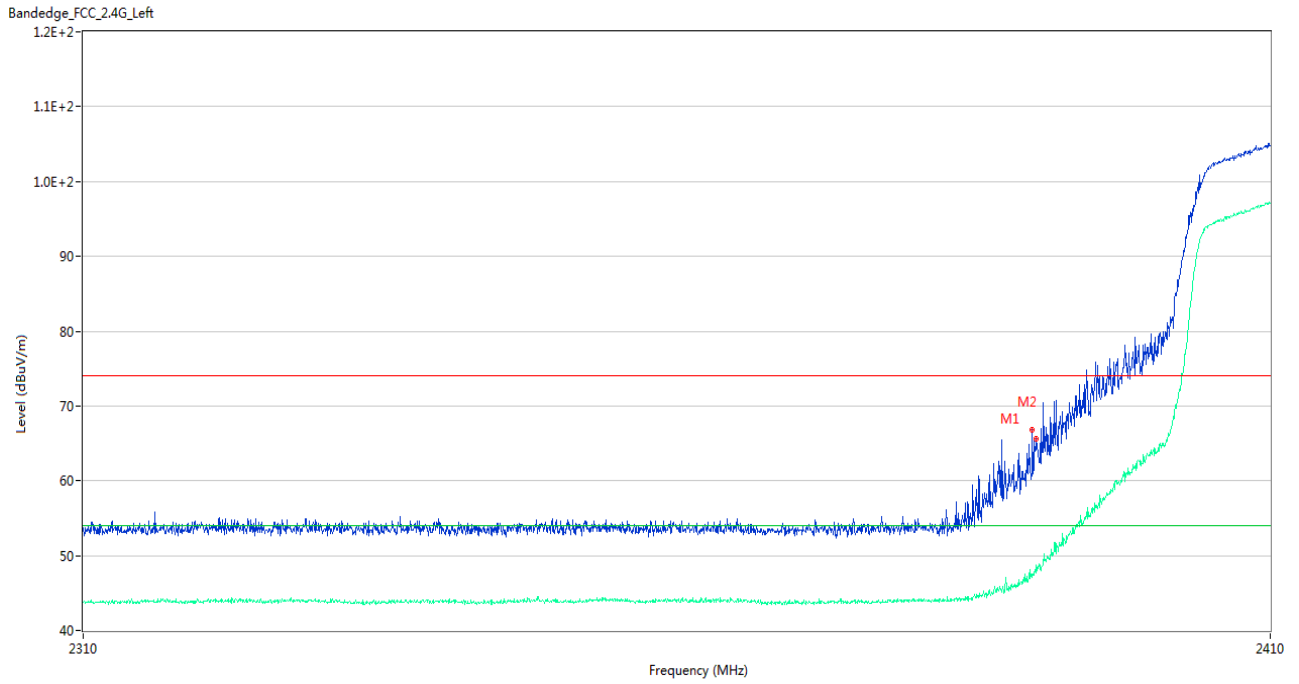
No.	Frequency (MHz)	Results (dBuV/m)	Factor (dB)	Limit (dBuV/m)	Margin (dB)	Detector	Table (Degree)	Height (cm)	Antenna	Verdict
1	2483.575	53.89	-6.06	74.0	20.11	Peak	204.00	150	Horizontal	Pass
1**	2483.575	43.56	-6.06	54.0	10.44	AV	204.00	150	Horizontal	Pass
2	2489.635	54.91	-6.14	74.0	19.09	Peak	6.00	200	Horizontal	Pass
2**	2489.635	43.25	-6.14	54.0	10.75	AV	6.00	200	Horizontal	Pass

802.11b CHANNEL 11



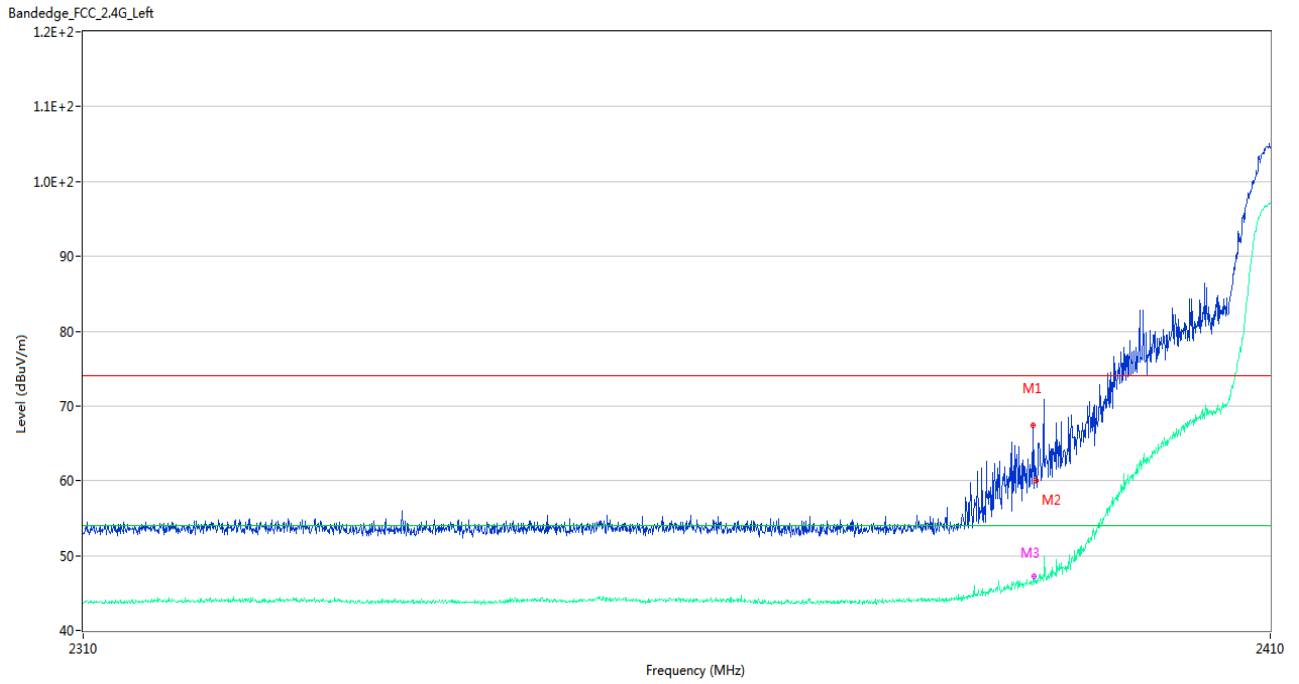
No.	Frequency (MHz)	Results (dBuV/m)	Factor (dB)	Limit (dBuV/m)	Margin (dB)	Detector	Table (Degree)	Height (cm)	Antenna	Verdict
1	2483.545	56.79	-0.06	74.0	17.21	Peak	357.00	100	Horizontal	Pass
1**	2483.545	47.91	-0.06	54.0	6.09	AV	357.00	100	Horizontal	Pass
2	2487.325	58.56	-0.16	74.0	15.44	Peak	357.00	100	Horizontal	Pass
2**	2487.325	48.62	-0.16	54.0	5.38	AV	357.00	100	Horizontal	Pass

802.11g CHANNEL 1



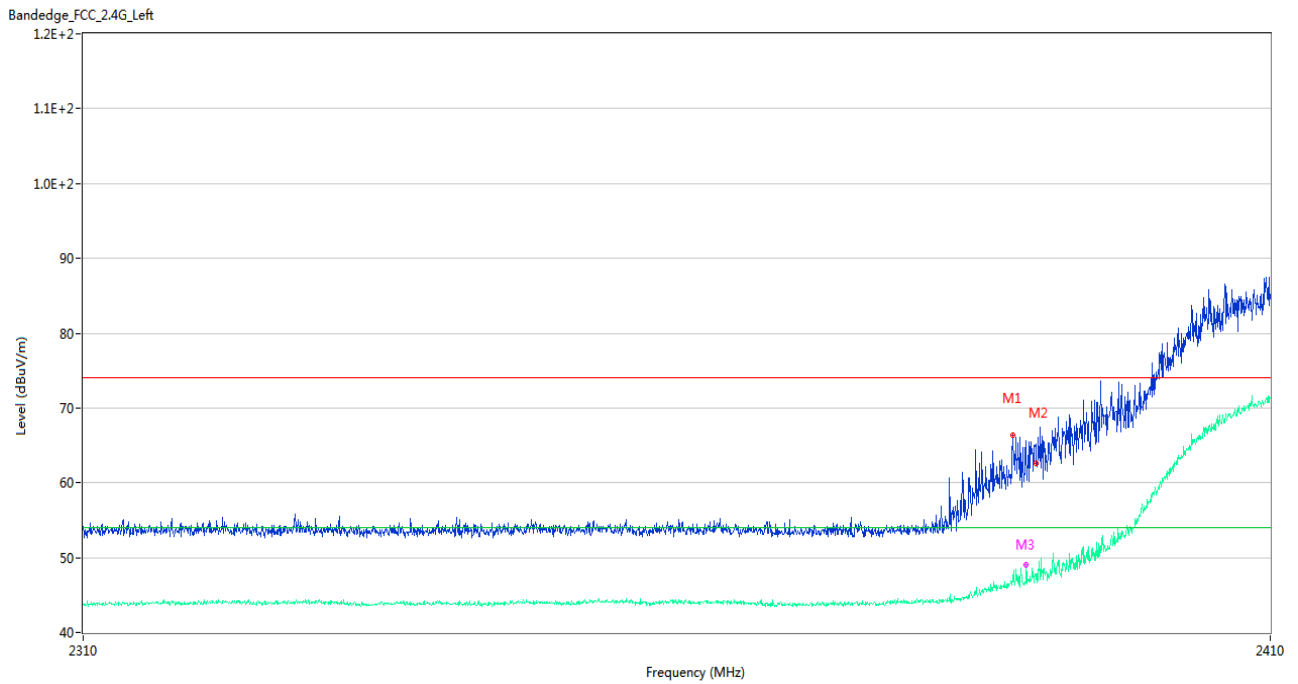
No.	Frequency (MHz)	Results (dBuV/m)	Factor (dB)	Limit (dBuV/m)	Margin (dB)	Detector	Table (Degree)	Height (cm)	Antenna	Verdict
1	2389.600	66.76	-0.60	74.0	7.24	Peak	16.00	150	Horizontal	Pass
1**	2389.600	47.13	-0.60	54.0	6.87	AV	16.00	150	Horizontal	Pass
2	2389.950	65.62	-0.59	74.0	8.38	Peak	338.00	150	Horizontal	Pass
2**	2389.950	48.79	-0.59	54.0	5.21	AV	338.00	150	Horizontal	Pass

802.11g CHANNEL 2



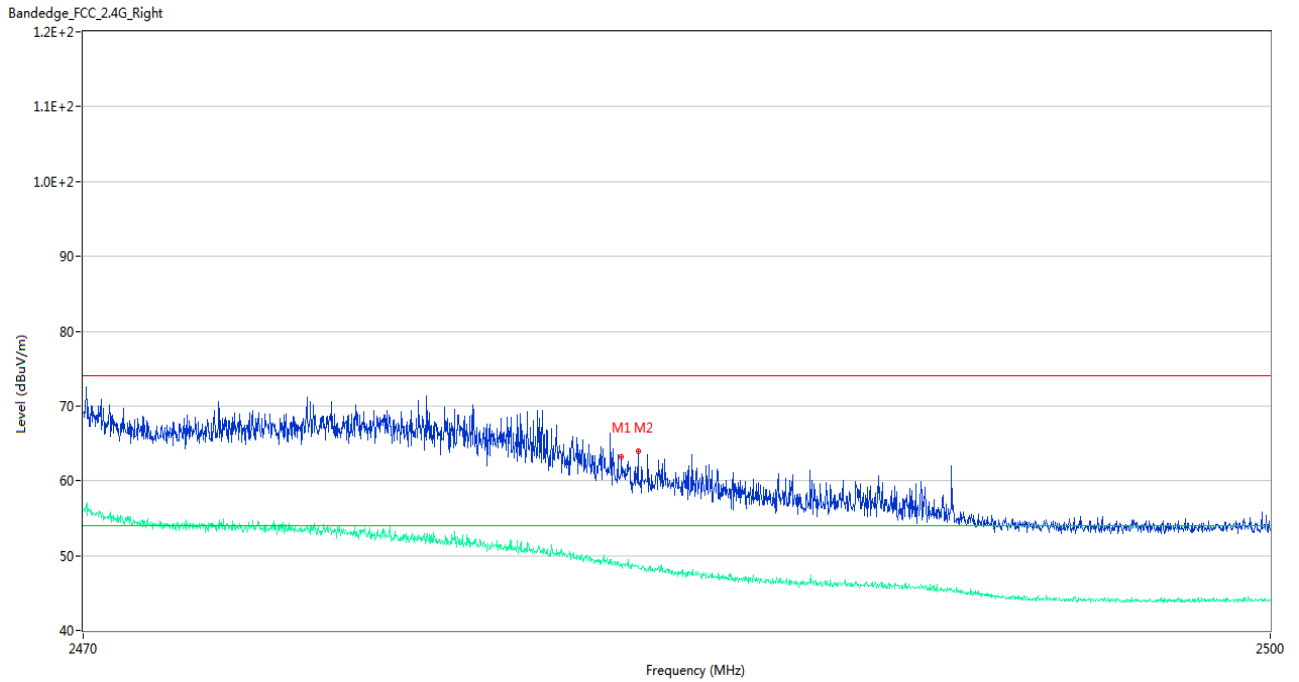
No.	Frequency (MHz)	Results (dBuV/m)	Factor (dB)	Limit (dBuV/m)	Margin (dB)	Detector	Table (Degree)	Height (cm)	Antenna	Verdict
1	2389.700	67.39	-0.60	74.0	6.61	Peak	338.00	200	Horizontal	Pass
1**	2389.700	46.42	-0.60	54.0	7.58	AV	338.00	200	Horizontal	Pass
2	2389.950	60.00	-0.59	74.0	14.00	Peak	348.00	100	Horizontal	Pass
2**	2389.950	46.81	-0.59	54.0	7.19	AV	348.00	100	Horizontal	Pass
3	2389.750	60.97	-0.60	74.0	13.03	Peak	242.00	150	Horizontal	Pass
3**	2389.750	47.30	-0.60	54.0	6.70	AV	242.00	150	Horizontal	Pass

802.11g CHANNEL 3



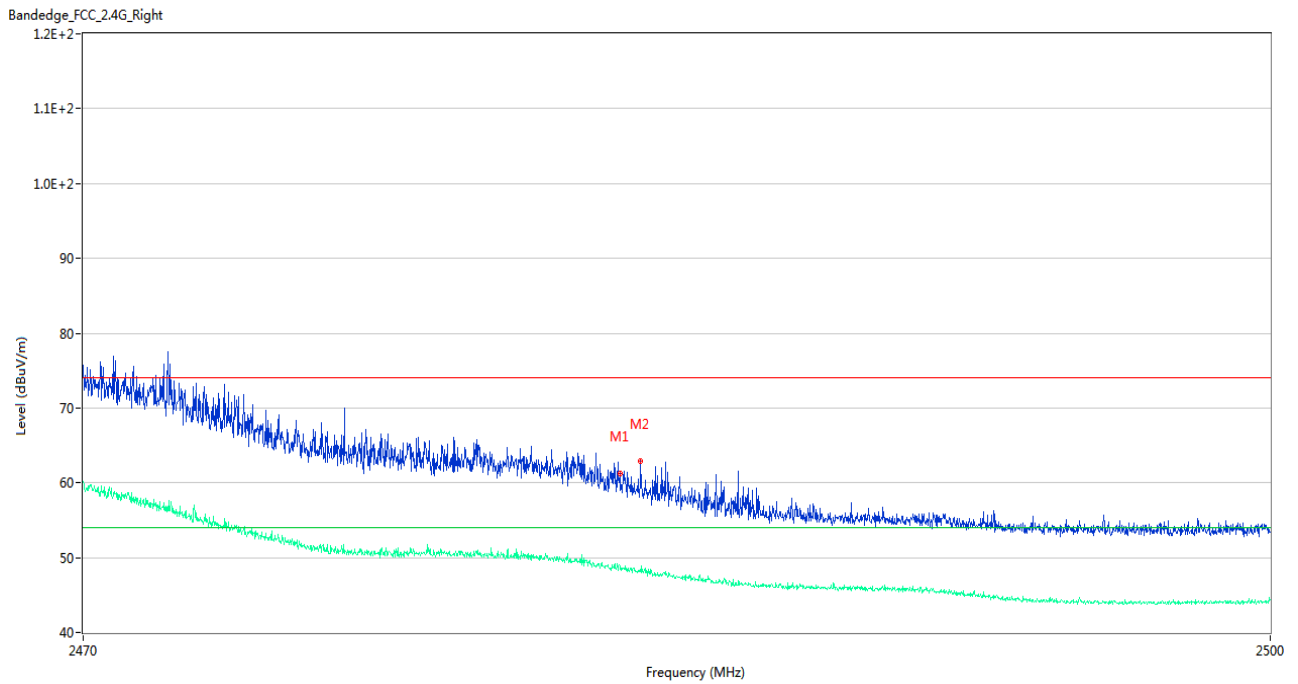
No.	Frequency (MHz)	Results (dBuV/m)	Factor (dB)	Limit (dBuV/m)	Margin (dB)	Detector	Table (Degree)	Height (cm)	Antenna	Verdict
1	2387.950	66.38	-0.66	74.0	7.62	Peak	360.00	200	Horizontal	Pass
1**	2387.950	47.02	-0.66	54.0	6.98	AV	360.00	200	Horizontal	Pass
2	2389.950	62.61	-0.59	74.0	11.39	Peak	331.00	150	Horizontal	Pass
2**	2389.950	47.76	-0.59	54.0	6.24	AV	331.00	150	Horizontal	Pass
3	2389.100	64.45	-0.62	74.0	9.55	Peak	0.00	150	Horizontal	Pass
3**	2389.100	48.95	-0.62	54.0	5.05	AV	0.00	150	Horizontal	Pass

802.11g CHANNEL 8



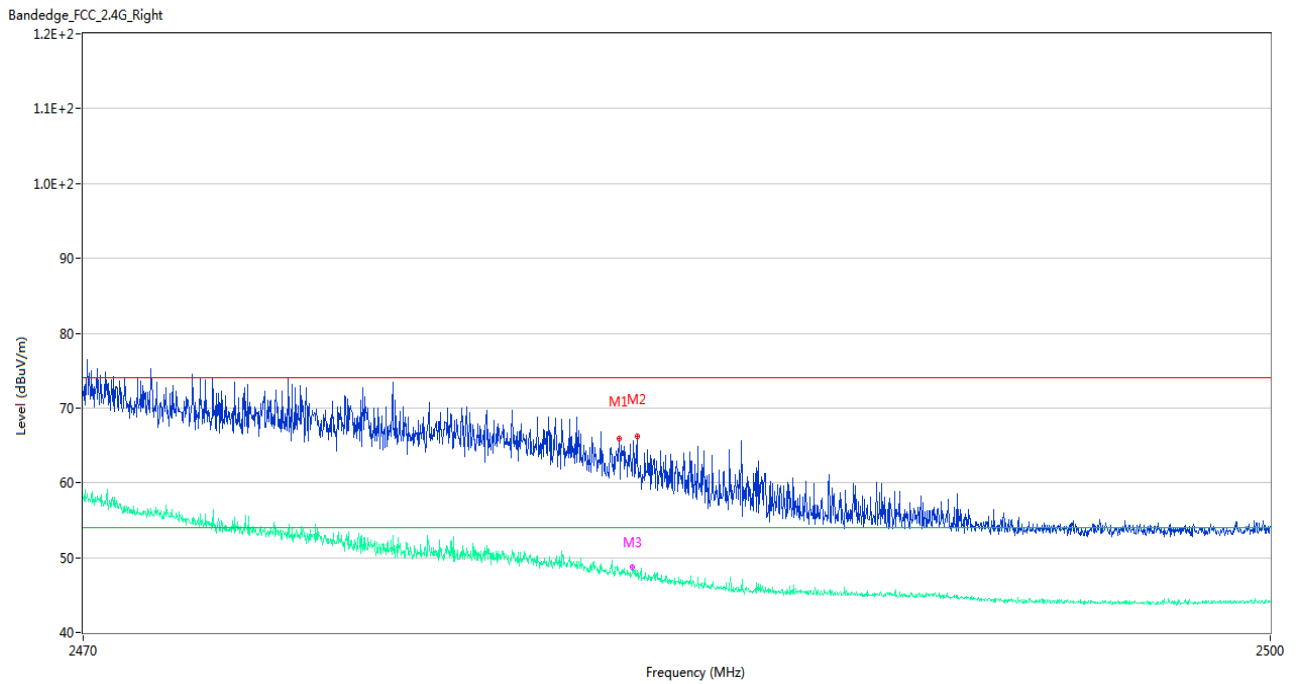
No.	Frequency (MHz)	Results (dBuV/m)	Factor (dB)	Limit (dBuV/m)	Margin (dB)	Detector	Table (Degree)	Height (cm)	Antenna	Verdict
1	2483.560	63.21	-0.06	74.0	10.79	Peak	359.00	100	Horizontal	Pass
1**	2483.560	48.80	-0.06	54.0	5.20	AV	359.00	100	Horizontal	Pass
2	2483.980	63.97	-0.10	74.0	10.03	Peak	218.00	150	Horizontal	Pass
2**	2483.980	48.58	-0.10	54.0	5.42	AV	218.00	150	Horizontal	Pass
3	2389.100	64.45	-0.62	74.0	9.55	Peak	0.00	150	Horizontal	Pass
3**	2389.100	48.95	-0.62	54.0	5.05	AV	0.00	150	Horizontal	Pass

802.11g CHANNEL 9



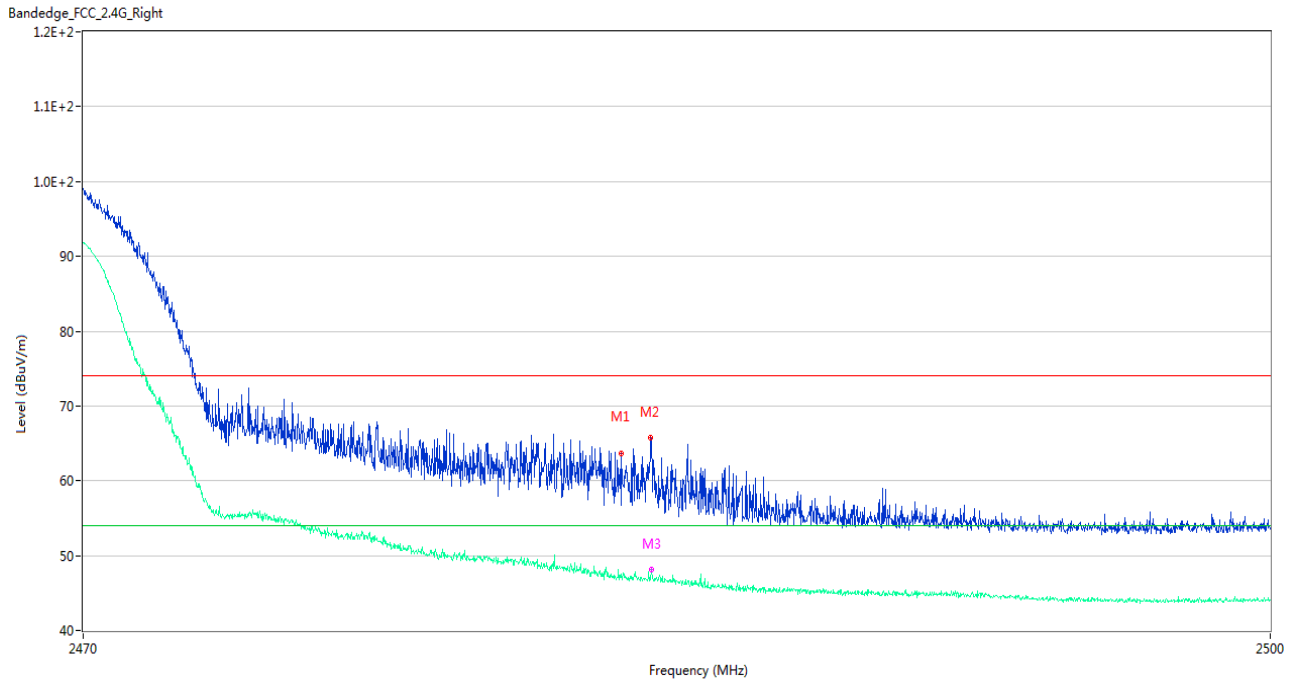
No.	Frequency (MHz)	Results (dBuV/m)	Factor (dB)	Limit (dBuV/m)	Margin (dB)	Detector	Table (Degree)	Height (cm)	Antenna	Verdict
1	2483.515	61.18	-0.05	74.0	12.82	Peak	195.00	150	Horizontal	Pass
1**	2483.515	48.94	-0.05	54.0	5.06	AV	195.00	150	Horizontal	Pass
2	2484.040	62.93	-0.10	74.0	11.07	Peak	355.00	200	Horizontal	Pass
2**	2484.040	48.17	-0.10	54.0	5.83	AV	355.00	200	Horizontal	Pass

802.11g CHANNEL 10



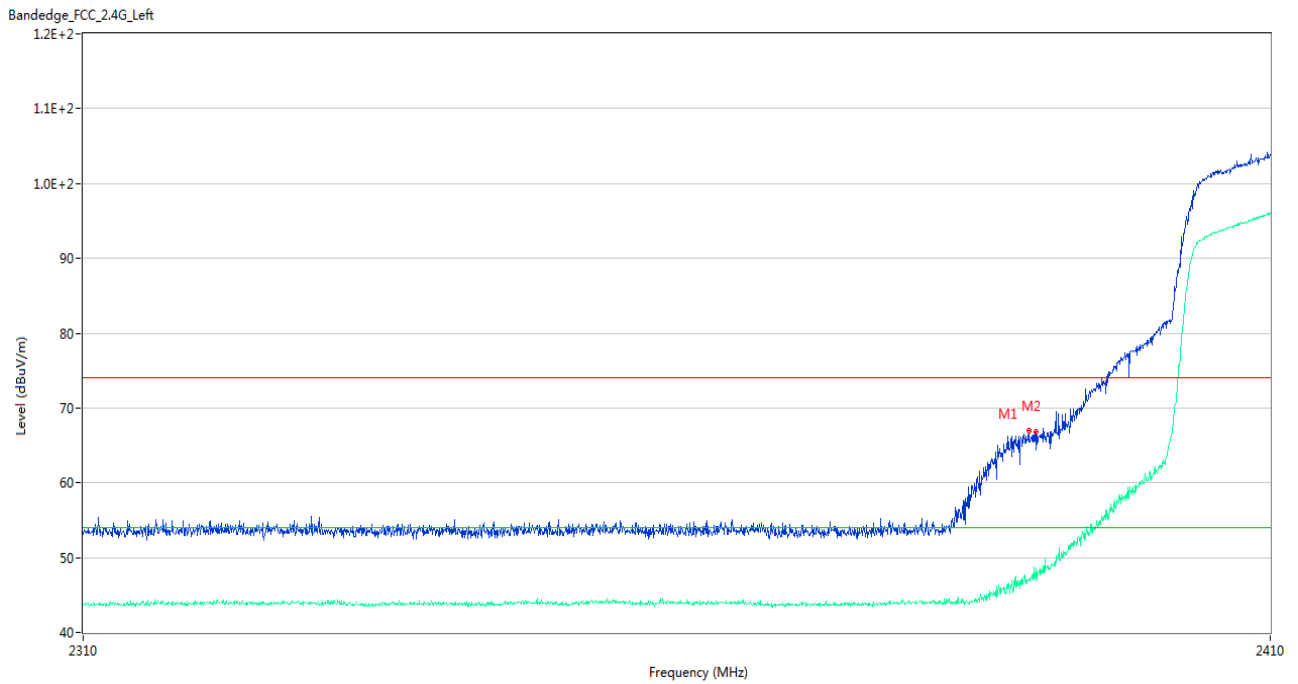
No.	Frequency (MHz)	Results (dBuV/m)	Factor (dB)	Limit (dBuV/m)	Margin (dB)	Detector	Table (Degree)	Height (cm)	Antenna	Verdict
1	2483.500	65.96	-0.05	74.0	8.04	Peak	0.00	100	Horizontal	Pass
1**	2483.500	47.87	-0.05	54.0	6.13	AV	0.00	100	Horizontal	Pass
2	2483.950	66.17	-0.09	74.0	7.83	Peak	360.00	100	Horizontal	Pass
2**	2483.950	47.51	-0.09	54.0	6.49	AV	360.00	100	Horizontal	Pass
3	2483.845	60.92	-0.08	74.0	13.08	Peak	360.00	150	Horizontal	Pass
3**	2483.845	48.75	-0.08	54.0	5.25	AV	360.00	150	Horizontal	Pass

802.11g CHANNEL 11



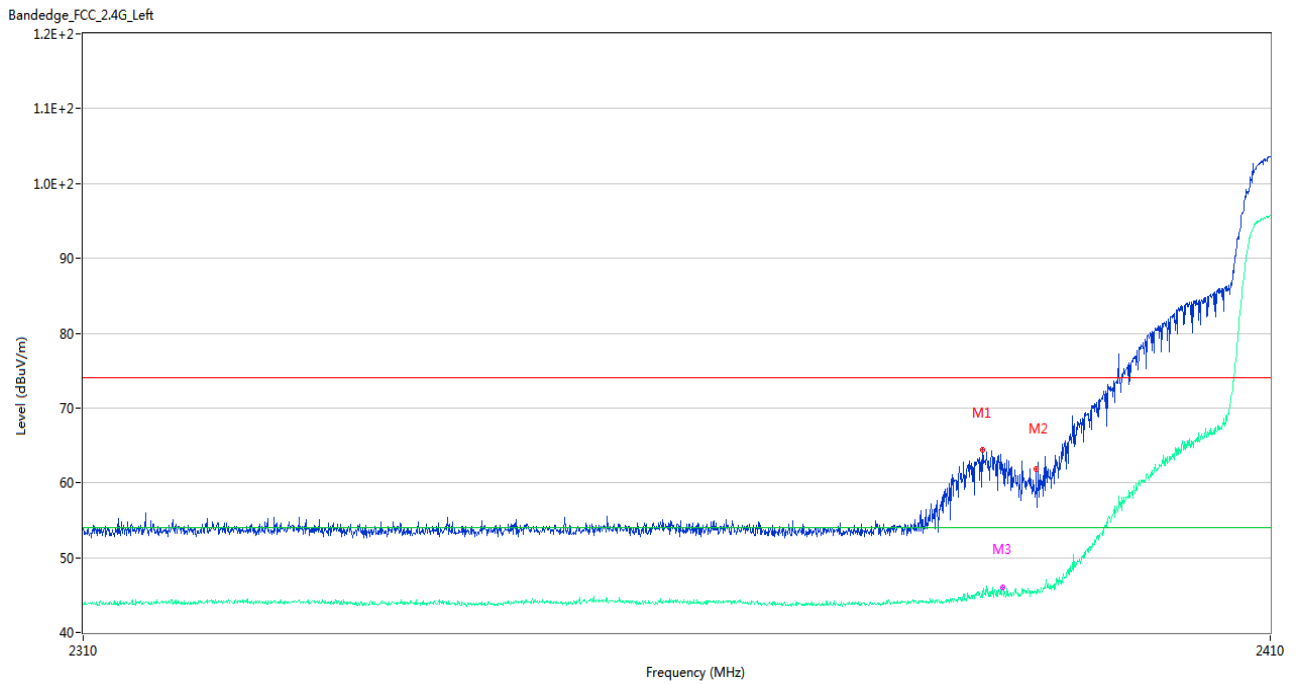
No.	Frequency (MHz)	Results (dBuV/m)	Factor (dB)	Limit (dBuV/m)	Margin (dB)	Detector	Table (Degree)	Height (cm)	Antenna	Verdict
1	2483.560	63.68	-0.06	74.0	10.32	Peak	199.00	100	Horizontal	Pass
1**	2483.560	47.12	-0.06	54.0	6.88	AV	199.00	100	Horizontal	Pass
2	2484.295	65.80	-0.13	74.0	8.20	Peak	351.00	200	Horizontal	Pass
2**	2484.295	46.82	-0.13	54.0	7.18	AV	351.00	200	Horizontal	Pass
3	2484.310	65.60	-0.13	74.0	8.40	Peak	202.00	150	Horizontal	Pass
3**	2484.310	48.20	-0.13	54.0	5.80	AV	202.00	150	Horizontal	Pass

802.11n20 CHANNEL 1



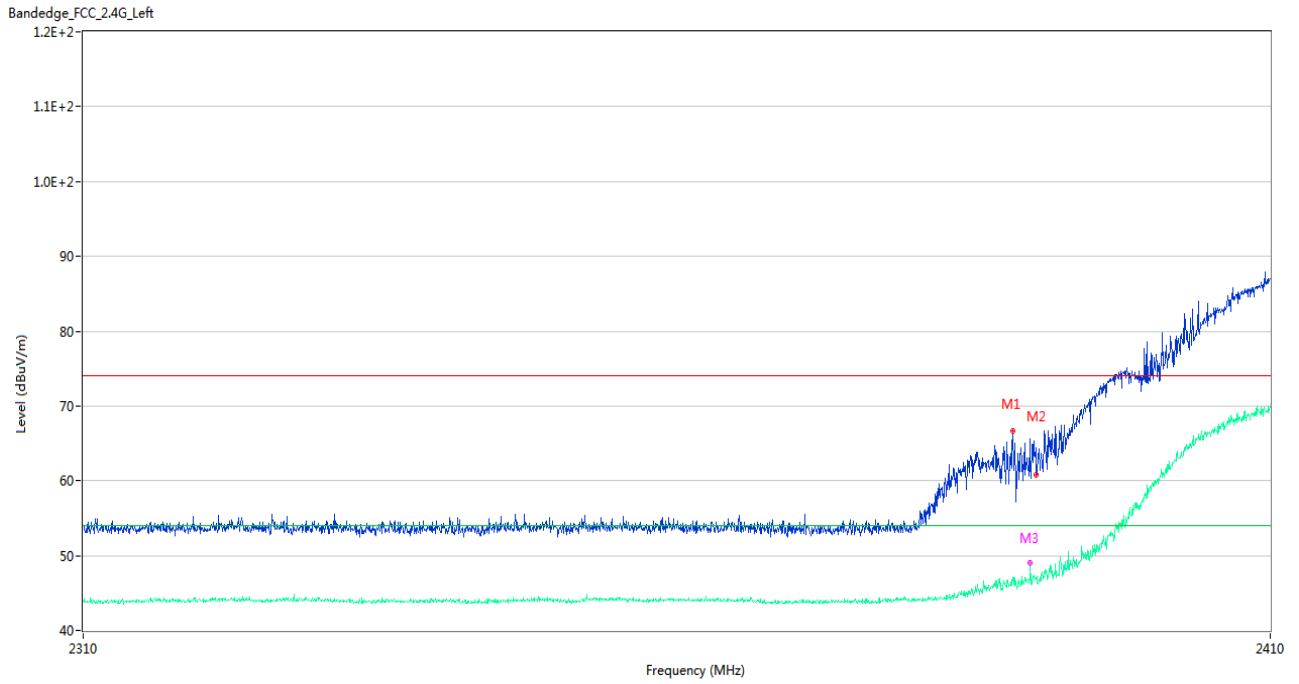
No.	Frequency (MHz)	Results (dBuV/m)	Factor (dB)	Limit (dBuV/m)	Margin (dB)	Detector	Table (Degree)	Height (cm)	Antenna	Verdict
1	2389.300	66.96	-0.61	74.0	7.04	Peak	202.00	100	Horizontal	Pass
1**	2389.300	46.45	-0.61	54.0	7.55	AV	202.00	100	Horizontal	Pass
2	2389.950	66.78	-0.59	74.0	7.22	Peak	202.00	200	Horizontal	Pass
2**	2389.950	46.87	-0.59	54.0	7.13	AV	202.00	200	Horizontal	Pass

802.11n20 CHANNEL 2



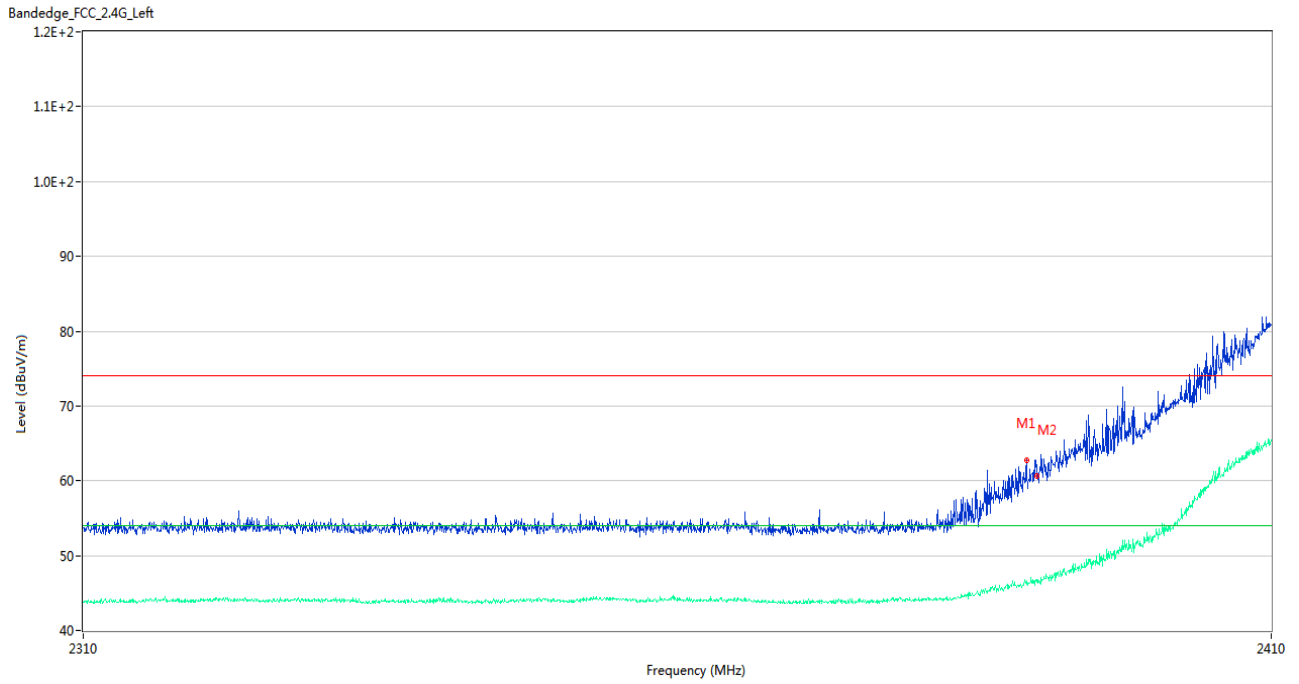
No.	Frequency (MHz)	Results (dBuV/m)	Factor (dB)	Limit (dBuV/m)	Margin (dB)	Detector	Table (Degree)	Height (cm)	Antenna	Verdict
1	2385.400	64.44	-0.73	74.0	9.56	Peak	356.00	100	Horizontal	Pass
1**	2385.400	45.36	-0.73	54.0	8.64	AV	356.00	100	Horizontal	Pass
2	2389.950	61.88	-0.59	74.0	12.12	Peak	284.00	200	Horizontal	Pass
2**	2389.950	45.30	-0.59	54.0	8.70	AV	284.00	200	Horizontal	Pass
3	2387.100	62.37	-0.68	74.0	11.63	Peak	346.00	150	Horizontal	Pass
3**	2387.100	46.03	-0.68	54.0	7.97	AV	346.00	150	Horizontal	Pass

802.11n20 CHANNEL 3



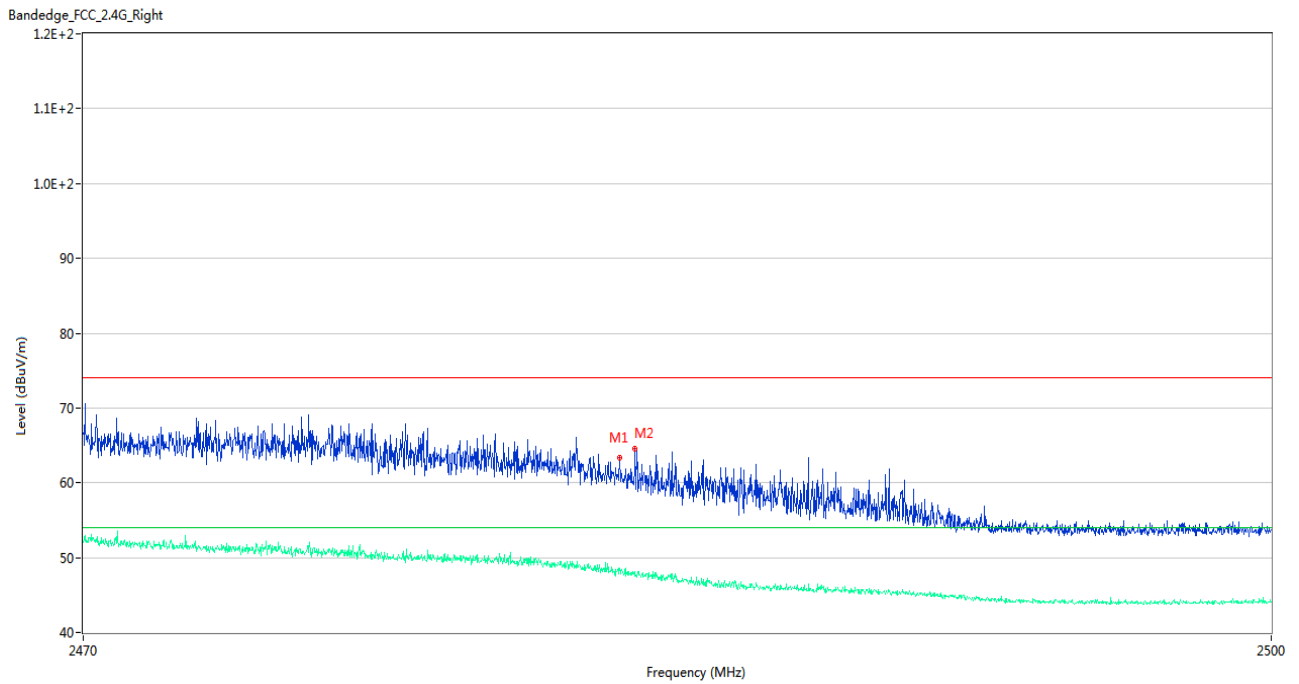
No.	Frequency (MHz)	Results (dBuV/m)	Factor (dB)	Limit (dBuV/m)	Margin (dB)	Detector	Table (Degree)	Height (cm)	Antenna	Verdict
1	2387.950	66.71	-0.66	74.0	7.29	Peak	360.00	200	Horizontal	Pass
1**	2387.950	47.10	-0.66	54.0	6.90	AV	360.00	200	Horizontal	Pass
2	2389.950	60.84	-0.59	74.0	13.16	Peak	355.00	100	Horizontal	Pass
2**	2389.950	46.91	-0.59	54.0	7.09	AV	355.00	100	Horizontal	Pass
3	2389.450	62.13	-0.61	74.0	11.87	Peak	14.00	150	Horizontal	Pass
3**	2389.450	48.99	-0.61	54.0	5.01	AV	14.00	150	Horizontal	Pass

802.11n20 CHANNEL 4



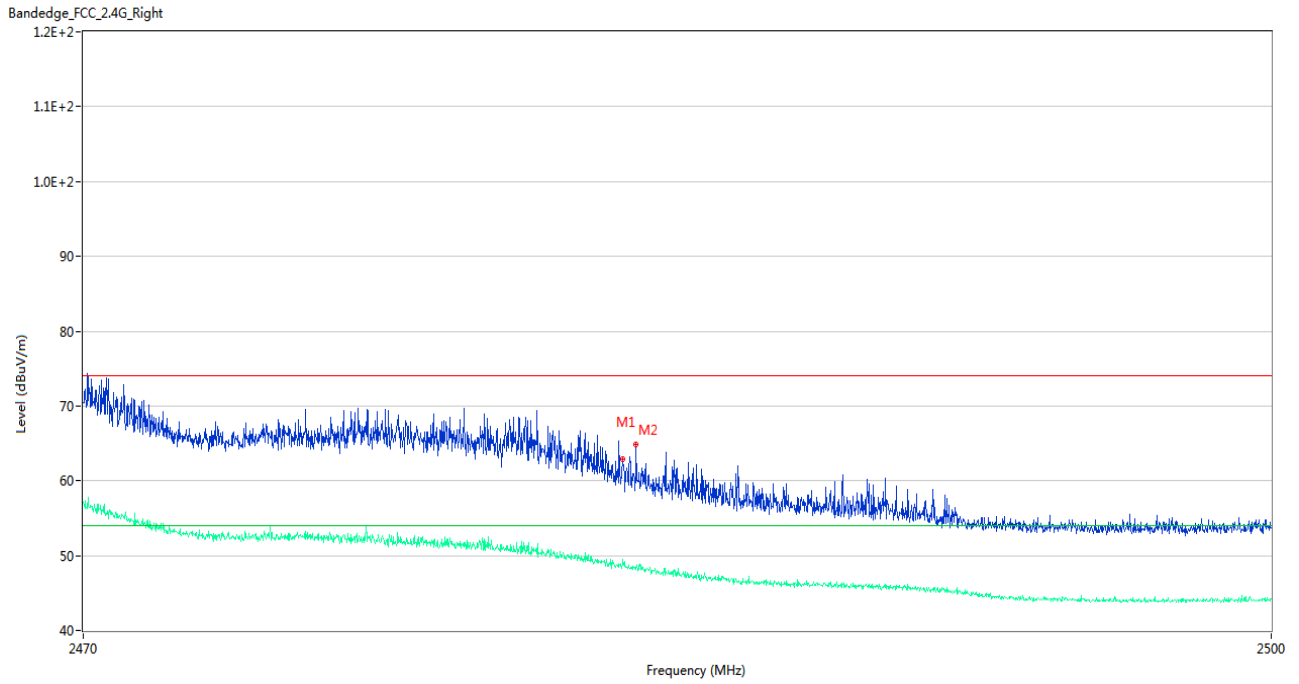
No.	Frequency (MHz)	Results (dBuV/m)	Factor (dB)	Limit (dBuV/m)	Margin (dB)	Detector	Table (Degree)	Height (cm)	Antenna	Verdict
1	2389.050	62.75	-0.62	74.0	11.25	Peak	0.00	100	Horizontal	Pass
1**	2389.050	46.68	-0.62	54.0	7.32	AV	0.00	100	Horizontal	Pass
2	2389.950	60.64	-0.59	74.0	13.36	Peak	9.00	200	Horizontal	Pass
2**	2389.950	46.77	-0.59	54.0	7.23	AV	9.00	200	Horizontal	Pass
3	2389.450	62.13	-0.61	74.0	11.87	Peak	14.00	150	Horizontal	Pass
3**	2389.450	48.99	-0.61	54.0	5.01	AV	14.00	150	Horizontal	Pass

802.11n20 CHANNEL 7



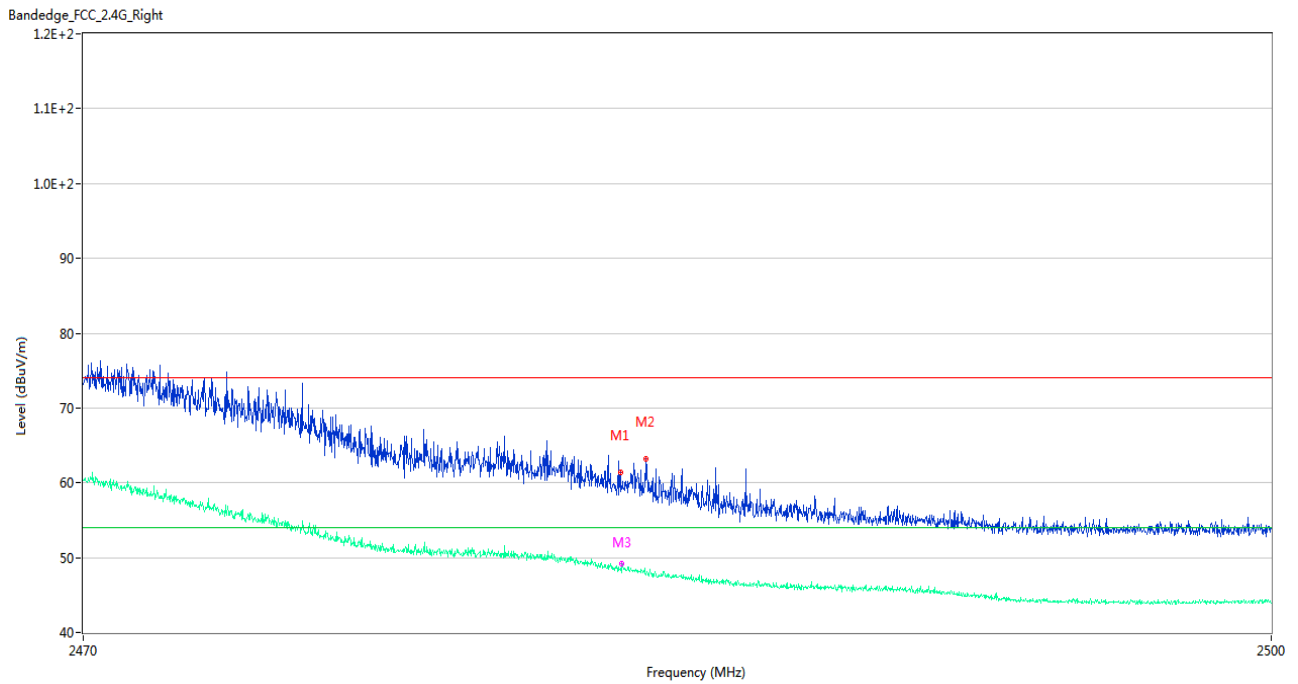
No.	Frequency (MHz)	Results (dBuV/m)	Factor (dB)	Limit (dBuV/m)	Margin (dB)	Detector	Table (Degree)	Height (cm)	Antenna	Verdict
1	2483.500	63.37	-0.05	74.0	10.63	Peak	0.00	200	Horizontal	Pass
1**	2483.500	48.66	-0.05	54.0	5.34	AV	0.00	200	Horizontal	Pass
2	2483.890	64.55	-0.09	74.0	9.45	Peak	4.00	150	Horizontal	Pass
2**	2483.890	47.51	-0.09	54.0	6.49	AV	4.00	150	Horizontal	Pass

802.11n20 CHANNEL 8



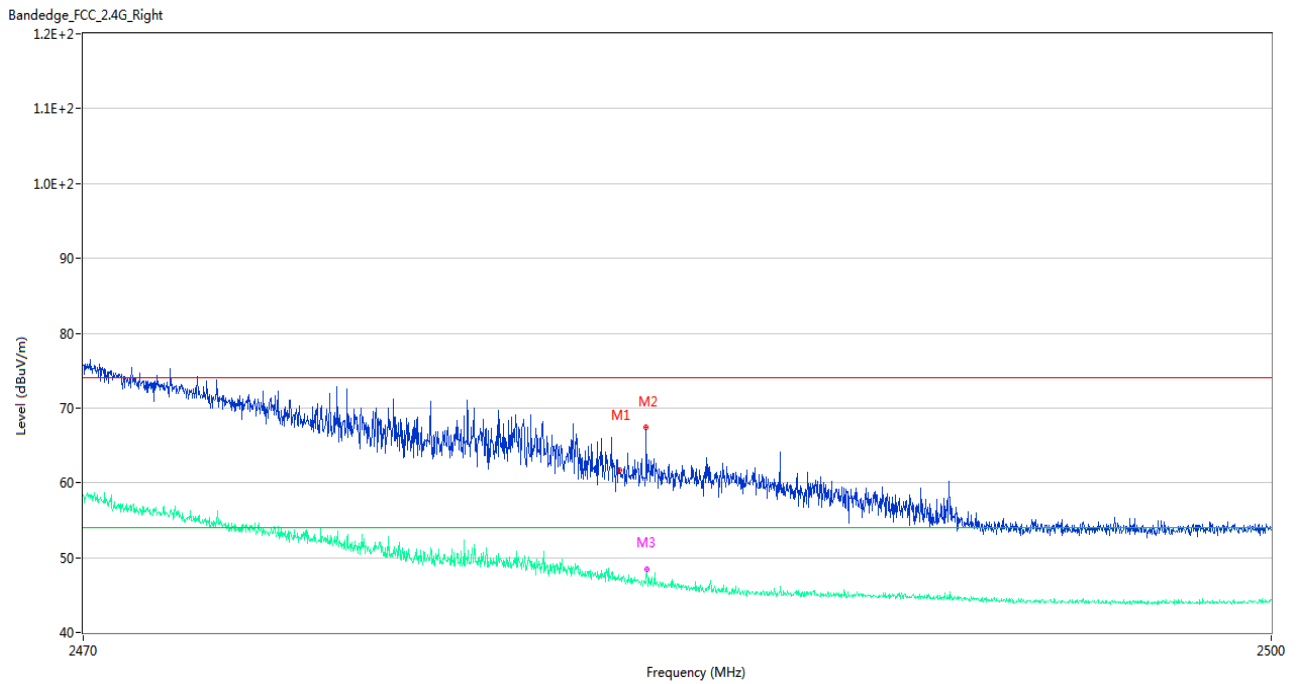
No.	Frequency (MHz)	Results (dBuV/m)	Factor (dB)	Limit (dBuV/m)	Margin (dB)	Detector	Table (Degree)	Height (cm)	Antenna	Verdict
1	2483.575	62.93	-0.06	74.0	11.07	Peak	360.00	150	Horizontal	Pass
1**	2483.575	48.86	-0.06	54.0	5.14	AV	360.00	150	Horizontal	Pass
2	2483.920	64.88	-0.09	74.0	9.12	Peak	346.00	100	Horizontal	Pass
2**	2483.920	48.13	-0.09	54.0	5.87	AV	346.00	100	Horizontal	Pass

802.11n20 CHANNEL 9



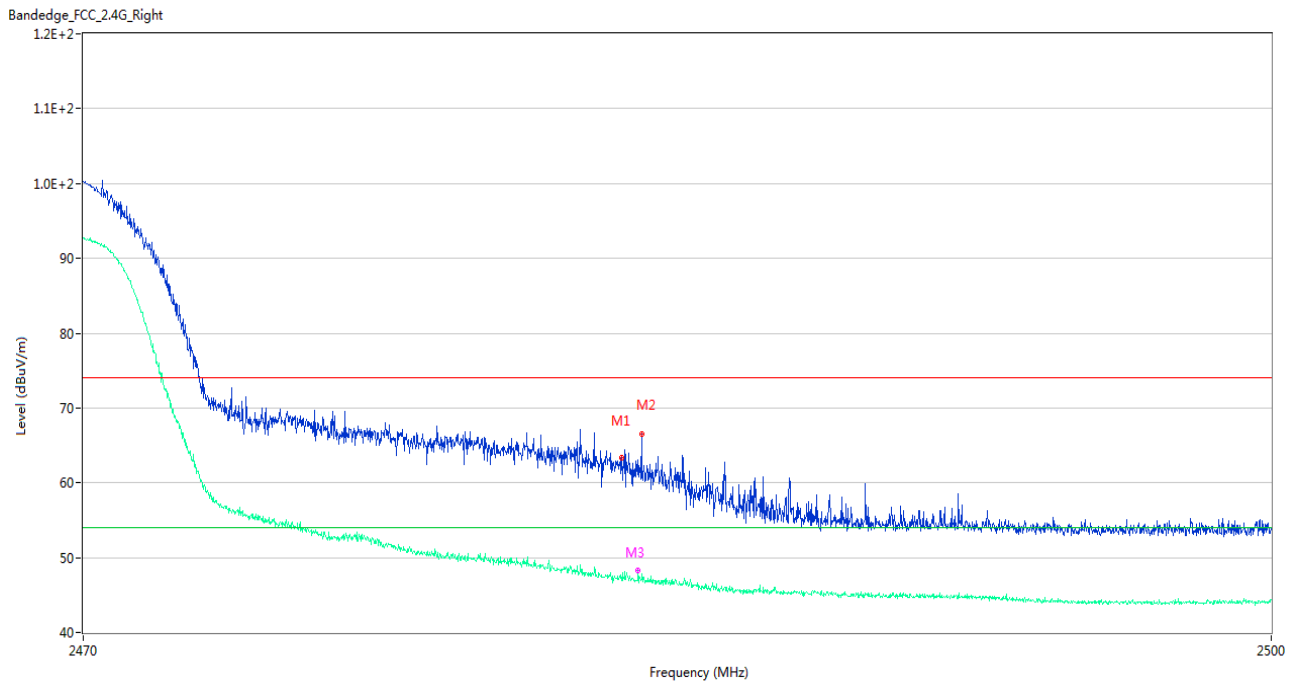
No.	Frequency (MHz)	Results (dBuV/m)	Factor (dB)	Limit (dBuV/m)	Margin (dB)	Detector	Table (Degree)	Height (cm)	Antenna	Verdict
1	2483.515	61.38	-0.05	74.0	12.62	Peak	350.00	150	Horizontal	Pass
1**	2483.515	48.39	-0.05	54.0	5.61	AV	350.00	150	Horizontal	Pass
2	2484.175	63.14	-0.12	74.0	10.86	Peak	202.00	100	Horizontal	Pass
2**	2484.175	47.76	-0.12	54.0	6.24	AV	202.00	100	Horizontal	Pass
3	2483.560	59.13	-0.06	74.0	14.87	Peak	0.00	150	Horizontal	Pass
3**	2483.560	48.95	-0.06	54.0	5.05	AV	0.00	150	Horizontal	Pass

802.11n20 CHANNEL 10



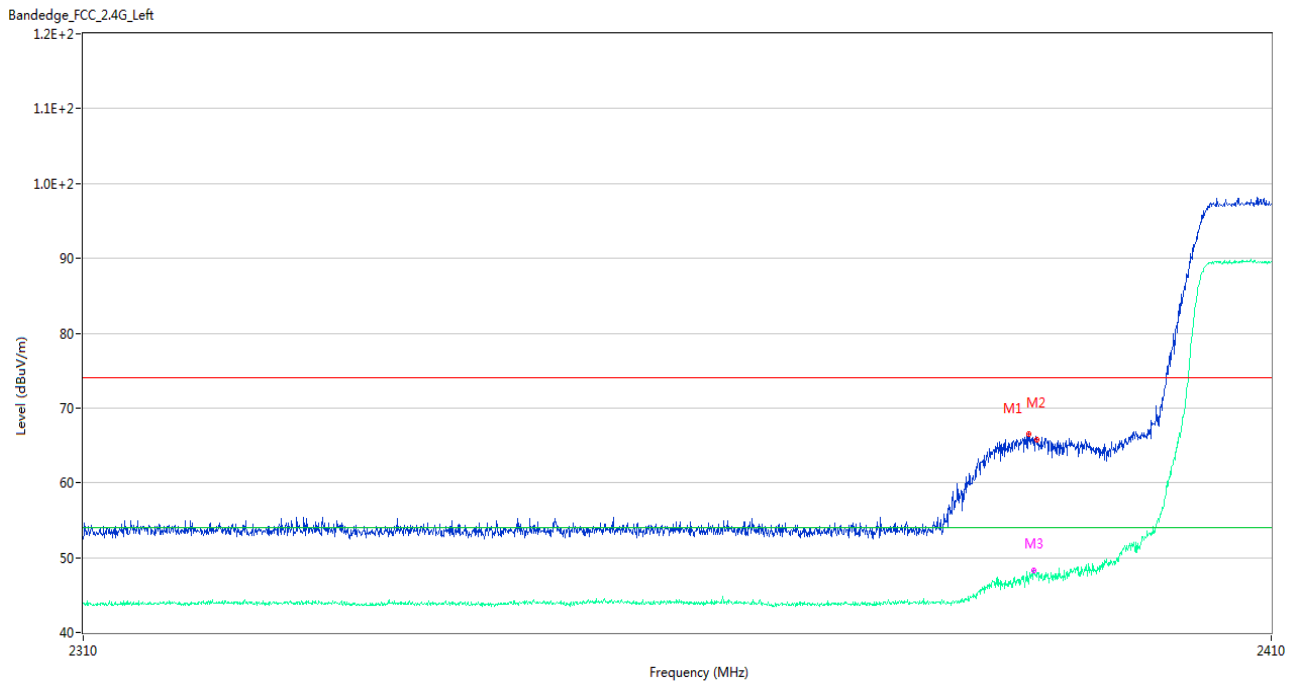
No.	Frequency (MHz)	Results (dBuV/m)	Factor (dB)	Limit (dBuV/m)	Margin (dB)	Detector	Table (Degree)	Height (cm)	Antenna	Verdict
1	2483.500	61.76	-0.05	74.0	12.24	Peak	188.00	100	Horizontal	Pass
1**	2483.500	46.88	-0.05	54.0	7.12	AV	188.00	100	Horizontal	Pass
2	2484.175	67.46	-0.12	74.0	6.54	Peak	351.00	200	Horizontal	Pass
2**	2484.175	47.35	-0.12	54.0	6.65	AV	351.00	200	Horizontal	Pass
3	2484.190	60.38	-0.12	74.0	13.62	Peak	252.00	150	Horizontal	Pass
3**	2484.190	48.38	-0.12	54.0	5.62	AV	252.00	150	Horizontal	Pass

802.11n20 CHANNEL 11



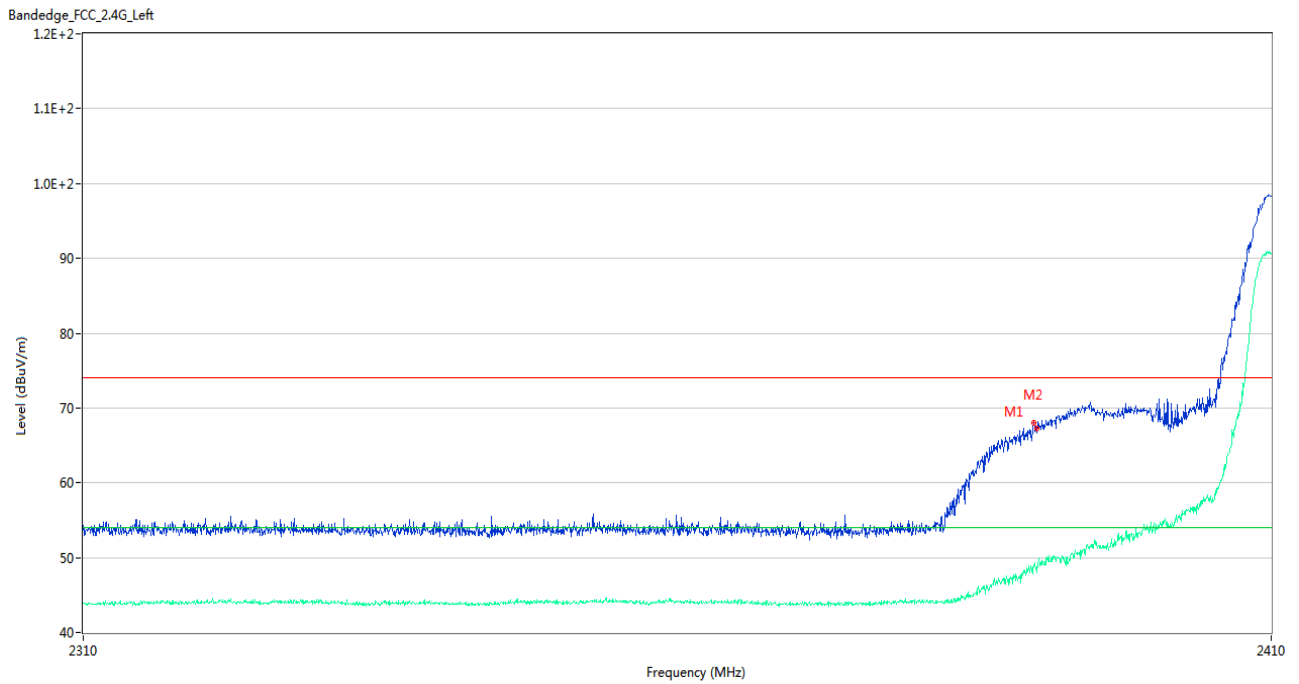
No.	Frequency (MHz)	Results (dBuV/m)	Factor (dB)	Limit (dBuV/m)	Margin (dB)	Detector	Table (Degree)	Height (cm)	Antenna	Verdict
1	2483.560	63.35	-0.06	74.0	10.65	Peak	340.00	100	Horizontal	Pass
1**	2483.560	46.92	-0.06	54.0	7.08	AV	340.00	100	Horizontal	Pass
2	2484.055	66.51	-0.10	74.0	7.49	Peak	0.00	150	Horizontal	Pass
2**	2484.055	47.09	-0.10	54.0	6.91	AV	0.00	150	Horizontal	Pass
3	2483.965	61.05	-0.10	74.0	12.95	Peak	1.00	150	Horizontal	Pass
3**	2483.965	48.22	-0.10	54.0	5.78	AV	1.00	150	Horizontal	Pass

802.11n40 CHANNEL 3



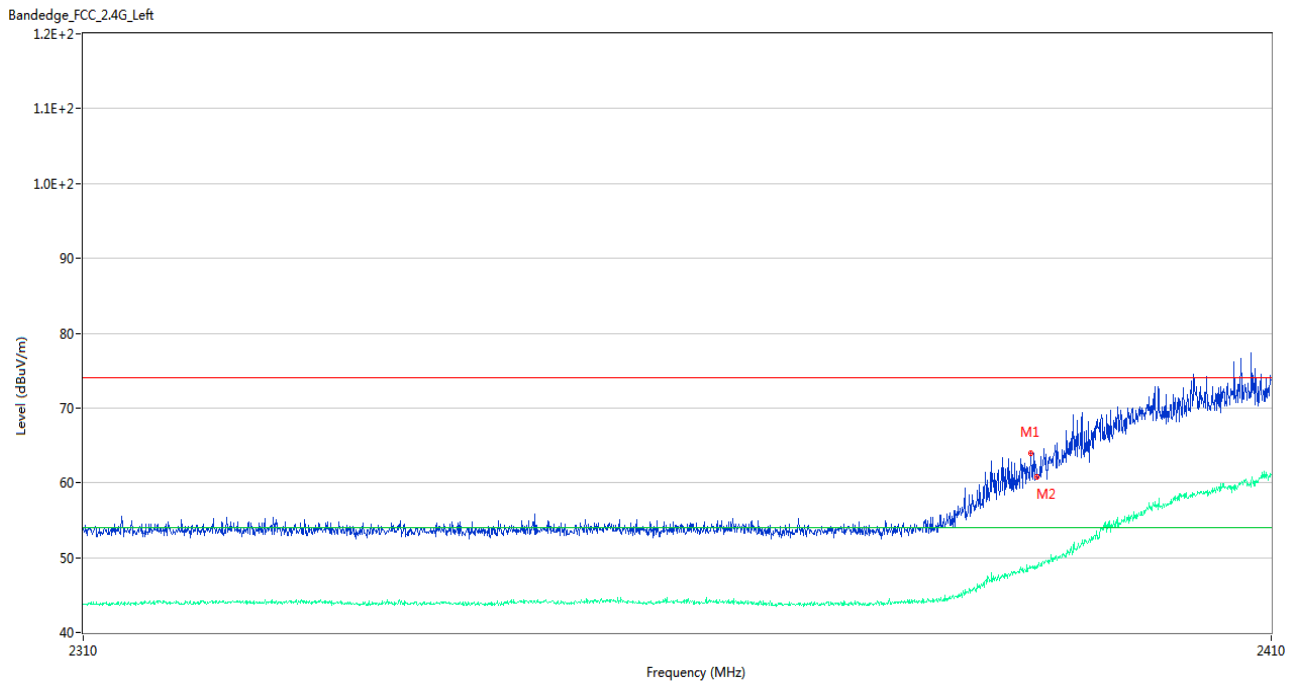
No.	Frequency (MHz)	Results (dBuV/m)	Factor (dB)	Limit (dBuV/m)	Margin (dB)	Detector	Table (Degree)	Height (cm)	Antenna	Verdict
1	2389.250	66.44	-0.61	74.0	7.56	Peak	342.00	100	Horizontal	Pass
1**	2389.250	46.41	-0.61	54.0	7.59	AV	342.00	100	Horizontal	Pass
2	2389.950	65.71	-0.59	74.0	8.29	Peak	202.00	200	Horizontal	Pass
2**	2389.950	47.34	-0.59	54.0	6.66	AV	202.00	200	Horizontal	Pass
3	2389.650	65.50	-0.60	74.0	8.50	Peak	349.00	100	Horizontal	Pass
3**	2389.650	48.25	-0.60	54.0	5.75	AV	349.00	100	Horizontal	Pass

802.11n40 CHANNEL 4



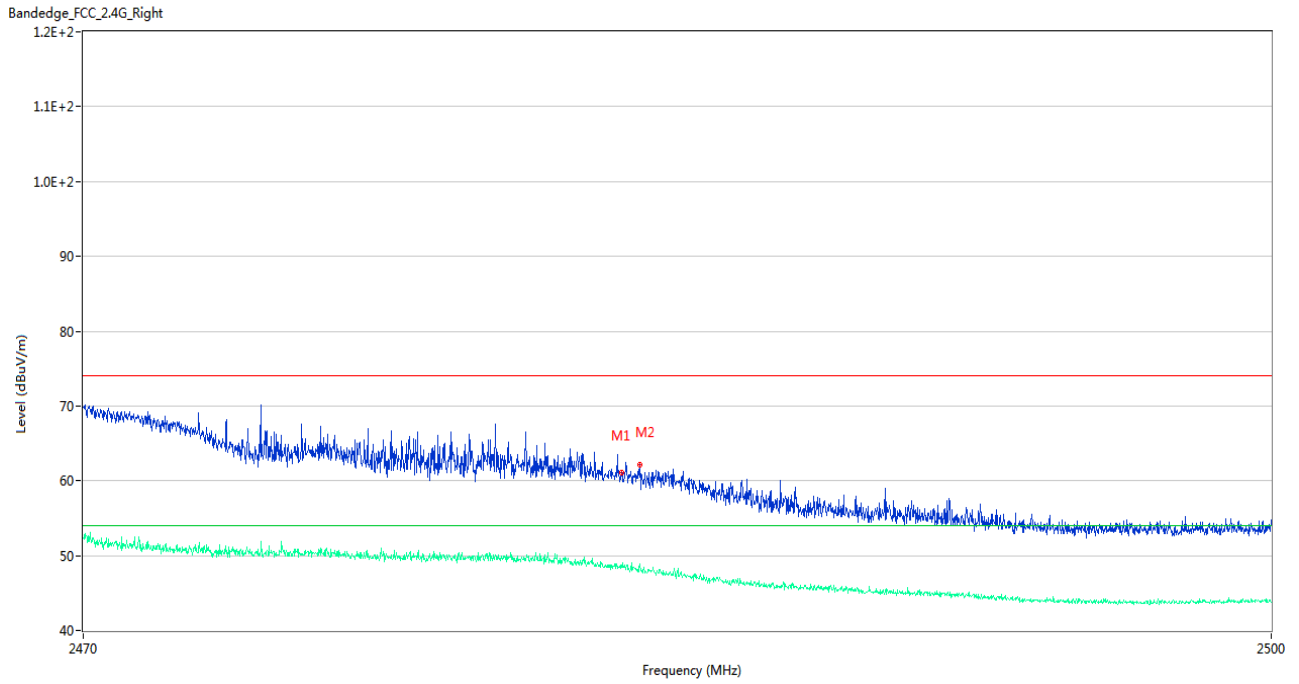
No.	Frequency (MHz)	Results (dBuV/m)	Factor (dB)	Limit (dBuV/m)	Margin (dB)	Detector	Table (Degree)	Height (cm)	Antenna	Verdict
1	2389.650	67.97	-0.60	74.0	6.03	Peak	0.00	200	Horizontal	Pass
1**	2389.650	48.76	-0.60	54.0	5.24	AV	0.00	200	Horizontal	Pass
2	2389.950	67.29	-0.59	74.0	6.71	Peak	360.00	150	Horizontal	Pass
2**	2389.950	48.00	-0.59	54.0	6.00	AV	360.00	150	Horizontal	Pass

802.11n40 CHANNEL 5



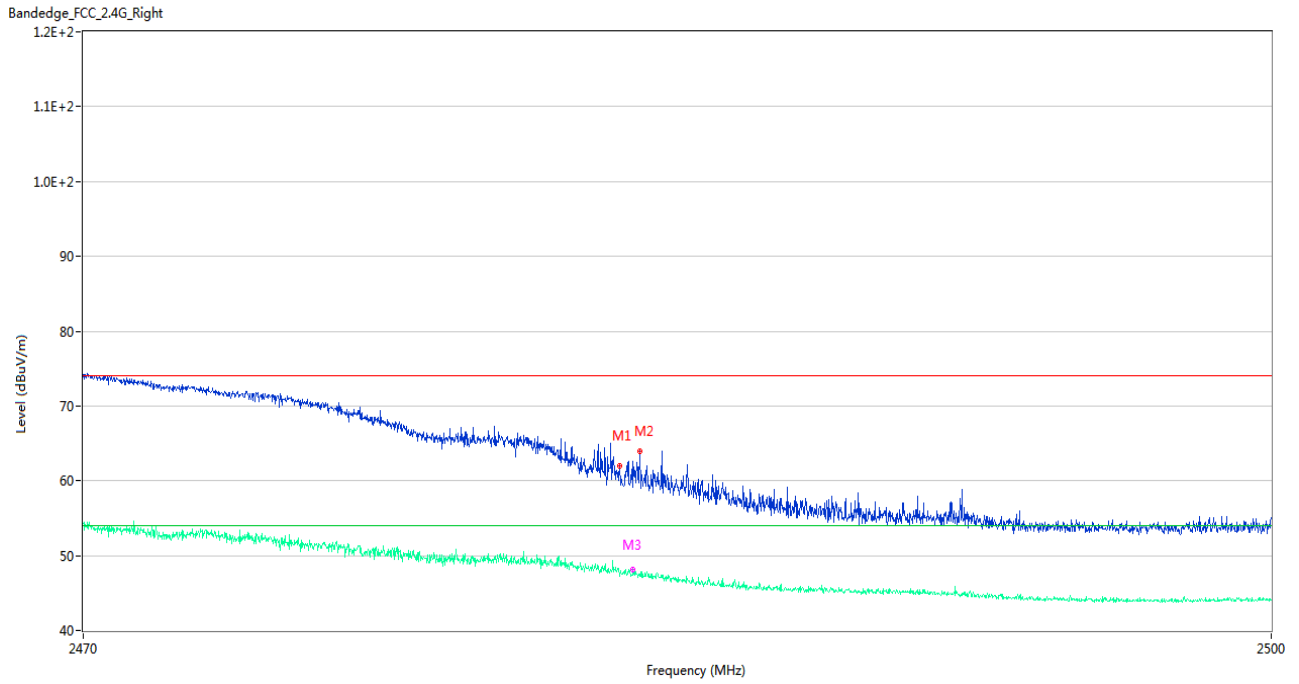
No.	Frequency (MHz)	Results (dBuV/m)	Factor (dB)	Limit (dBuV/m)	Margin (dB)	Detector	Table (Degree)	Height (cm)	Antenna	Verdict
1	2389.450	64.03	-0.61	74.0	9.97	Peak	0.00	200	Horizontal	Pass
1**	2389.450	48.61	-0.61	54.0	5.39	AV	0.00	200	Horizontal	Pass
2	2389.950	60.76	-0.59	74.0	13.24	Peak	360.00	200	Horizontal	Pass
2**	2389.950	48.61	-0.59	54.0	5.39	AV	360.00	200	Horizontal	Pass

802.11n40 CHANNEL 5



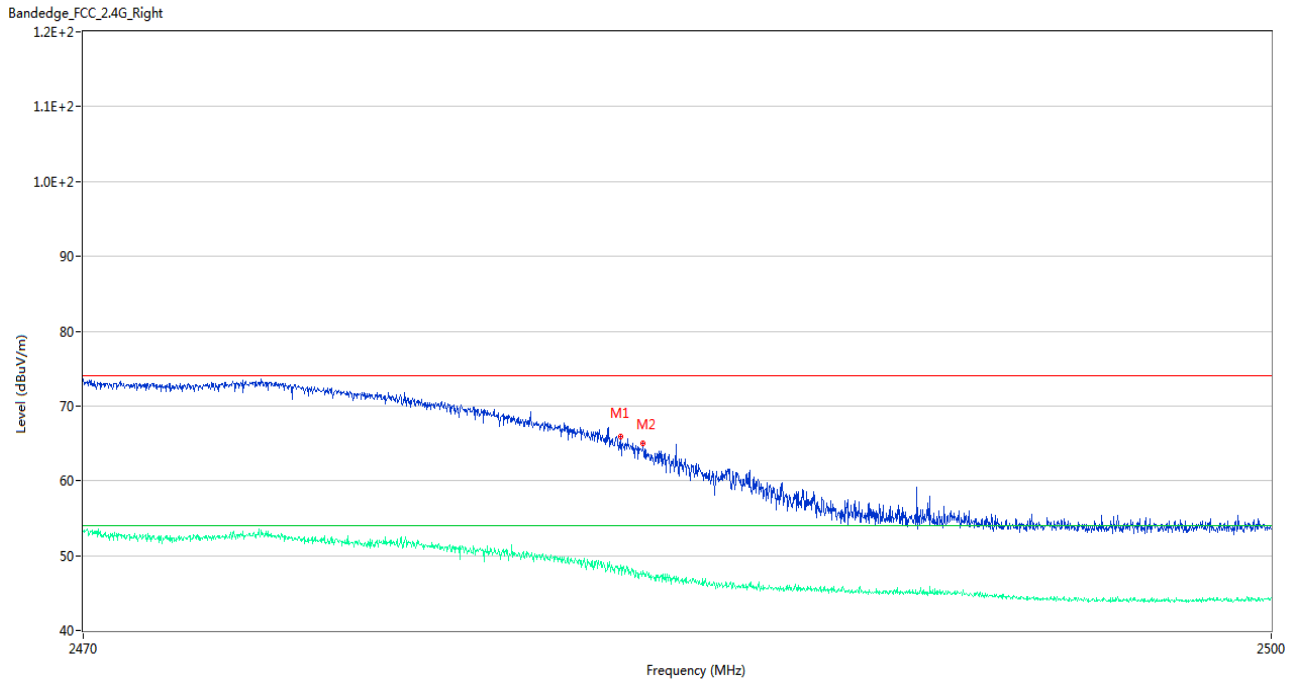
No.	Frequency (MHz)	Results (dBuV/m)	Factor (dB)	Limit (dBuV/m)	Margin (dB)	Detector	Table (Degree)	Height (cm)	Antenna	Verdict
1	2483.560	61.11	-0.06	74.0	12.89	Peak	203.00	200	Horizontal	Pass
1**	2483.560	48.13	-0.06	54.0	5.87	AV	203.00	200	Horizontal	Pass
2	2484.010	62.17	-0.10	74.0	11.83	Peak	216.00	200	Horizontal	Pass
2**	2484.010	48.88	-0.10	54.0	5.12	AV	216.00	200	Horizontal	Pass

802.11n40 CHANNEL 6



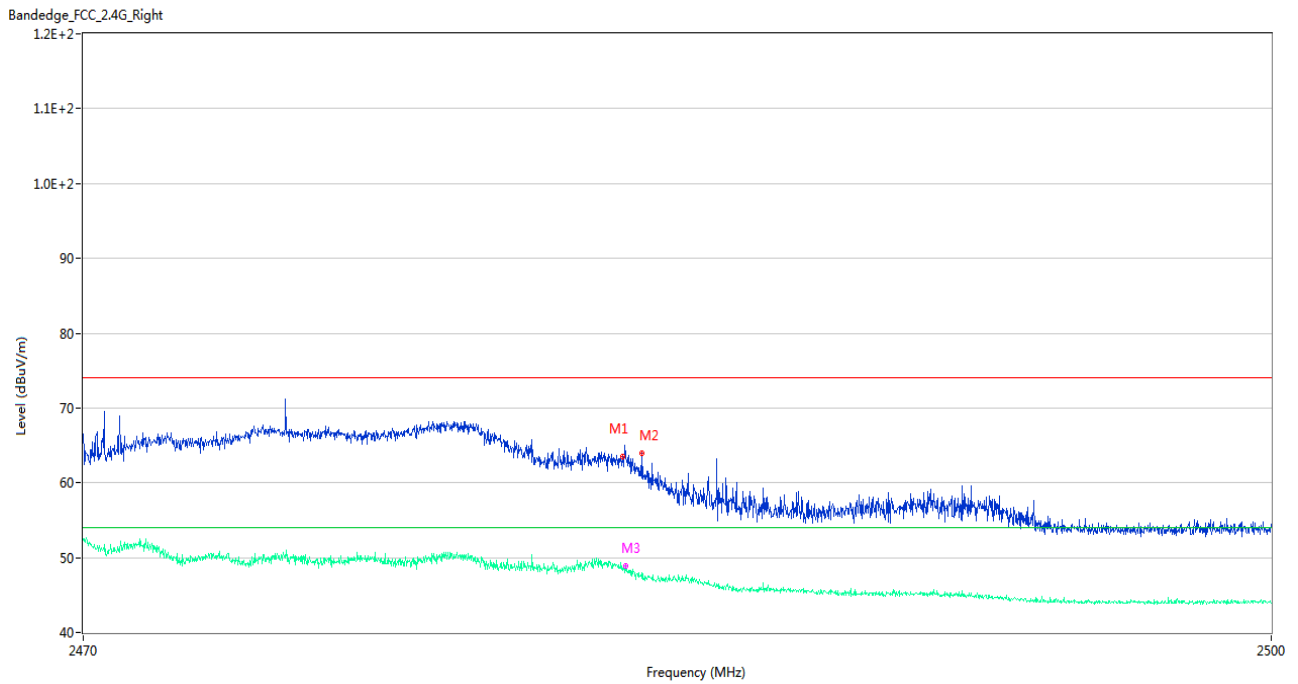
No.	Frequency (MHz)	Results (dBuV/m)	Factor (dB)	Limit (dBuV/m)	Margin (dB)	Detector	Table (Degree)	Height (cm)	Antenna	Verdict
1	2483.500	62.05	-0.05	74.0	11.95	Peak	218.00	150	Horizontal	Pass
1**	2483.500	47.21	-0.05	54.0	6.79	AV	218.00	150	Horizontal	Pass
2	2484.010	64.01	-0.10	74.0	9.99	Peak	201.00	150	Horizontal	Pass
2**	2484.010	47.25	-0.10	54.0	6.75	AV	201.00	150	Horizontal	Pass
3	2483.845	59.20	-0.08	74.0	14.80	Peak	360.00	150	Horizontal	Pass
3**	2483.845	48.14	-0.08	54.0	5.86	AV	360.00	150	Horizontal	Pass

802.11n40 CHANNEL 7



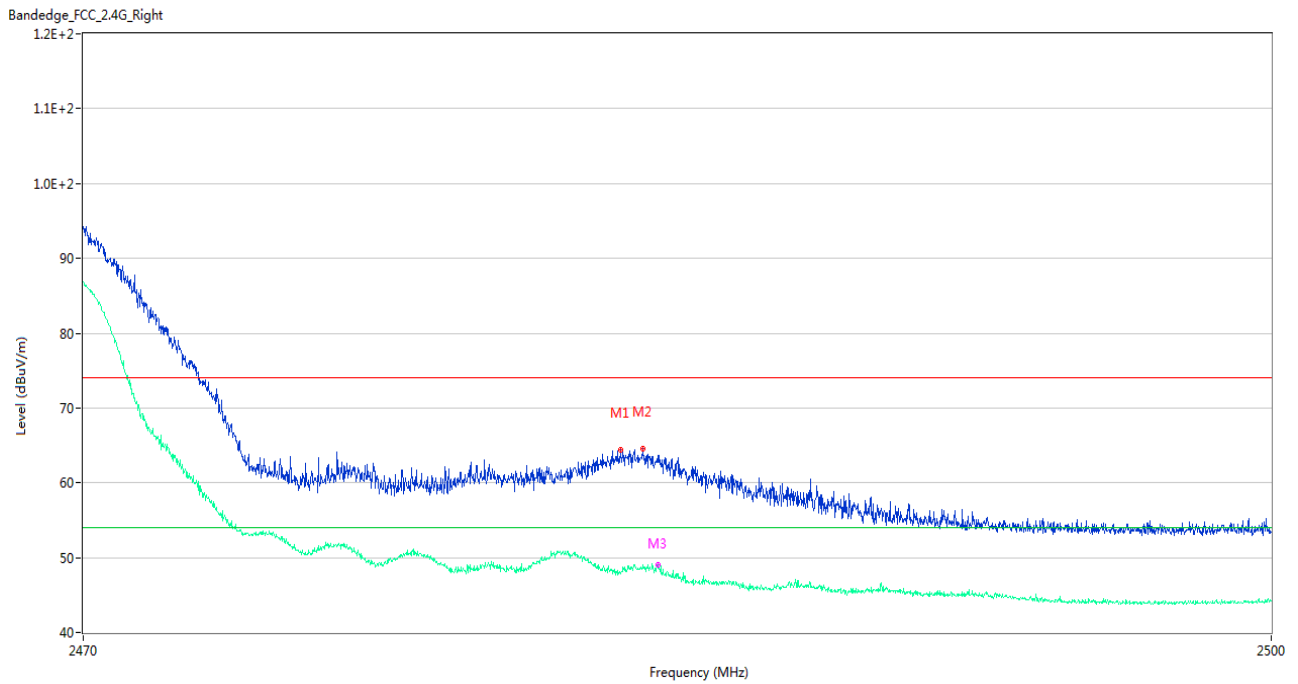
No.	Frequency (MHz)	Results (dBuV/m)	Factor (dB)	Limit (dBuV/m)	Margin (dB)	Detector	Table (Degree)	Height (cm)	Antenna	Verdict
1	2483.515	65.95	-0.05	74.0	8.05	Peak	350.00	200	Horizontal	Pass
1**	2483.515	48.35	-0.05	54.0	5.65	AV	350.00	200	Horizontal	Pass
2	2484.100	65.08	-0.11	74.0	8.92	Peak	360.00	150	Horizontal	Pass
2**	2484.100	47.97	-0.11	54.0	6.03	AV	360.00	150	Horizontal	Pass

802.11n40 CHANNEL 8



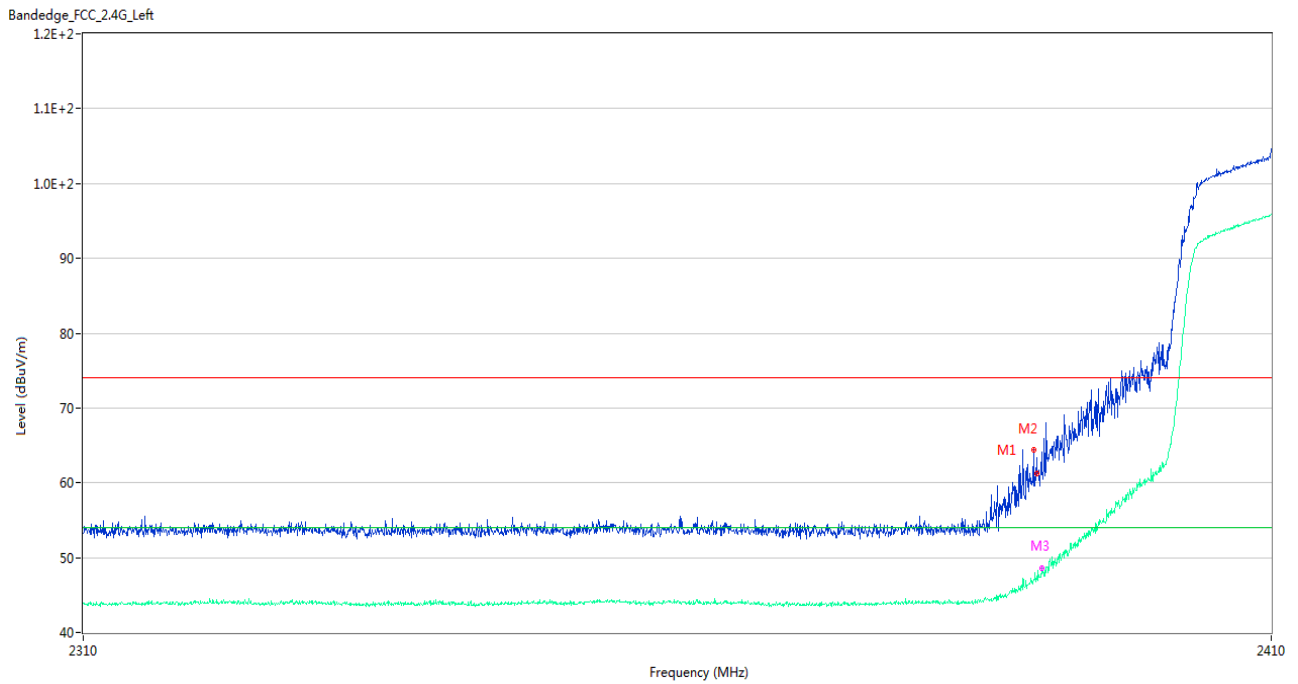
No.	Frequency (MHz)	Results (dBuV/m)	Factor (dB)	Limit (dBuV/m)	Margin (dB)	Detector	Table (Degree)	Height (cm)	Antenna	Verdict
1	2483.575	63.53	-0.06	74.0	10.47	Peak	342.00	200	Horizontal	Pass
1**	2483.575	48.22	-0.06	54.0	5.78	AV	342.00	200	Horizontal	Pass
2	2484.070	64.02	-0.11	74.0	9.98	Peak	357.00	100	Horizontal	Pass
2**	2484.070	47.95	-0.11	54.0	6.05	AV	357.00	100	Horizontal	Pass
3	2483.665	63.50	-0.07	74.0	10.50	Peak	357.00	150	Horizontal	Pass
3**	2483.665	48.93	-0.07	54.0	5.07	AV	357.00	150	Horizontal	Pass

802.11n40 CHANNEL 9



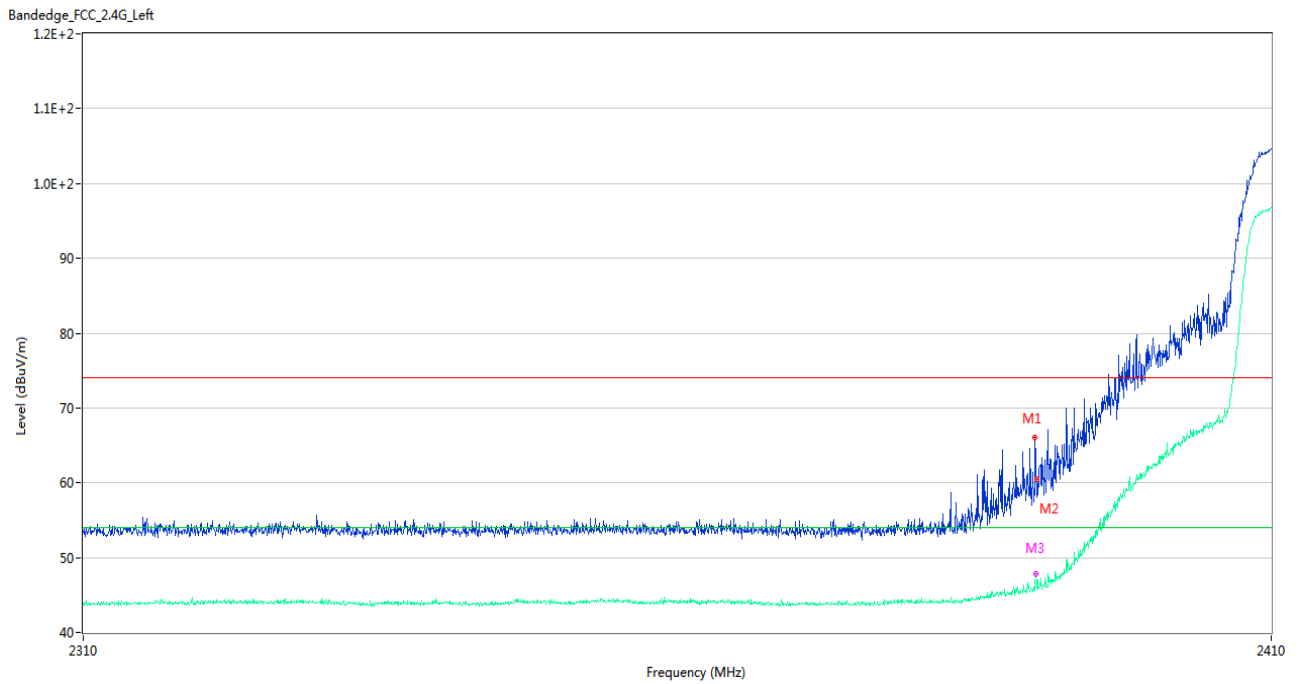
No.	Frequency (MHz)	Results (dBuV/m)	Factor (dB)	Limit (dBuV/m)	Margin (dB)	Detector	Table (Degree)	Height (cm)	Antenna	Verdict
1	2483.515	64.42	-0.05	74.0	9.58	Peak	341.00	150	Horizontal	Pass
1**	2483.515	47.81	-0.05	54.0	6.19	AV	341.00	150	Horizontal	Pass
2	2484.085	64.48	-0.11	74.0	9.52	Peak	203.00	100	Horizontal	Pass
2**	2484.085	48.66	-0.11	54.0	5.34	AV	203.00	100	Horizontal	Pass
3	2484.460	63.69	-0.14	74.0	10.31	Peak	345.00	150	Horizontal	Pass
3**	2484.460	48.98	-0.14	54.0	5.02	AV	345.00	150	Horizontal	Pass

VHT20 CHANNEL 1



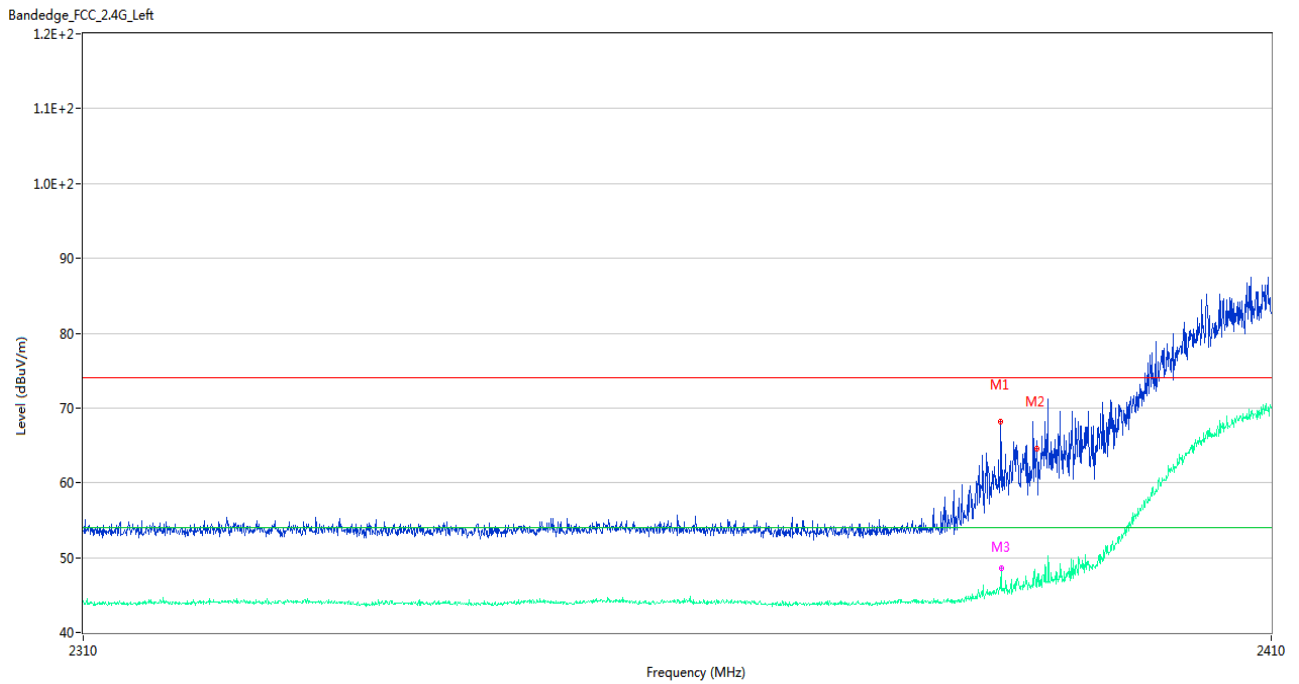
No.	Frequency (MHz)	Results (dBuV/m)	Factor (dB)	Limit (dBuV/m)	Margin (dB)	Detector	Table (Degree)	Height (cm)	Antenna	Verdict
1	2389.650	64.40	-0.60	74.0	9.60	Peak	244.00	200	Horizontal	Pass
1**	2389.650	47.00	-0.60	54.0	7.00	AV	244.00	200	Horizontal	Pass
2	2389.950	61.23	-0.59	74.0	12.77	Peak	1.00	150	Horizontal	Pass
2**	2389.950	47.46	-0.59	54.0	6.54	AV	1.00	150	Horizontal	Pass
3	2390.400	61.56	-0.58	74.0	12.44	Peak	233.00	100	Horizontal	Pass
3**	2390.400	48.65	-0.58	54.0	5.35	AV	233.00	100	Horizontal	Pass

VHT20 CHANNEL 2



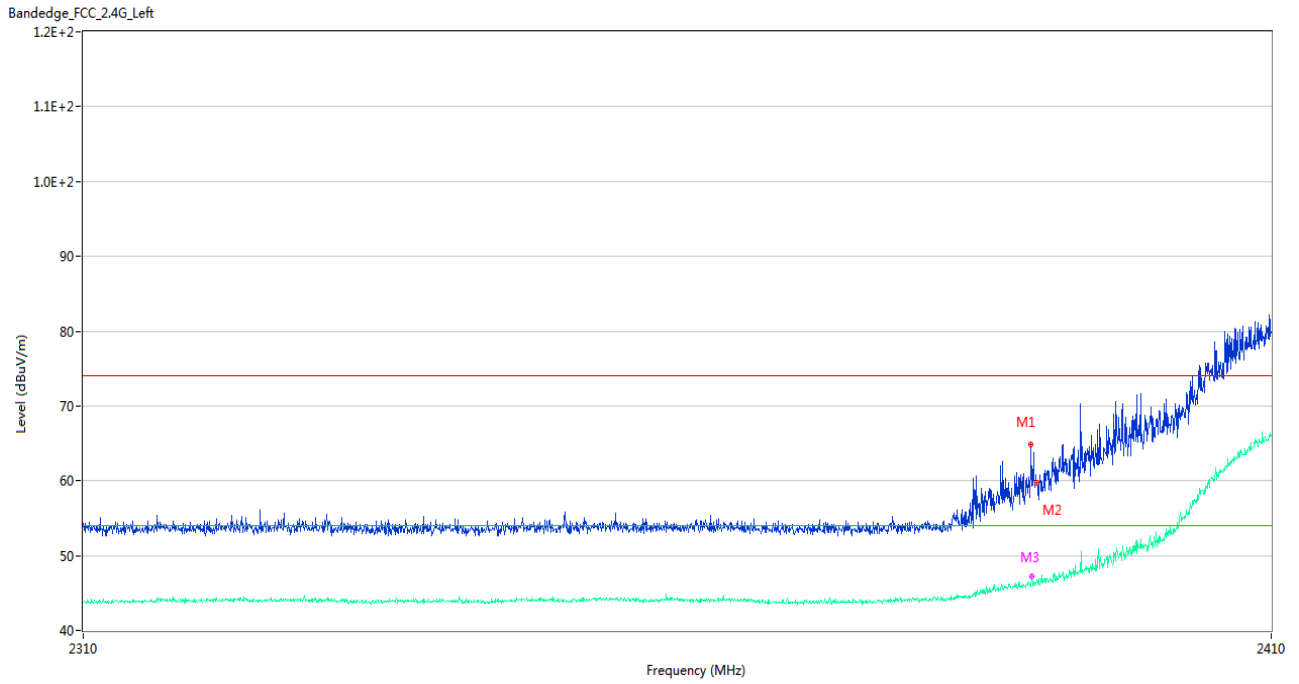
No.	Frequency (MHz)	Results (dBuV/m)	Factor (dB)	Limit (dBuV/m)	Margin (dB)	Detector	Table (Degree)	Height (cm)	Antenna	Verdict
1	2389.800	66.10	-0.60	74.0	7.90	Peak	357.00	150	Horizontal	Pass
1**	2389.800	46.42	-0.60	54.0	7.58	AV	357.00	150	Horizontal	Pass
2	2389.950	60.44	-0.59	74.0	13.56	Peak	345.00	100	Horizontal	Pass
2**	2389.950	46.06	-0.59	54.0	7.94	AV	345.00	100	Horizontal	Pass
3	2389.850	63.29	-0.59	74.0	10.71	Peak	360.00	150	Horizontal	Pass
3**	2389.850	47.77	-0.59	54.0	6.23	AV	360.00	150	Horizontal	Pass

VHT20 CHANNEL 3



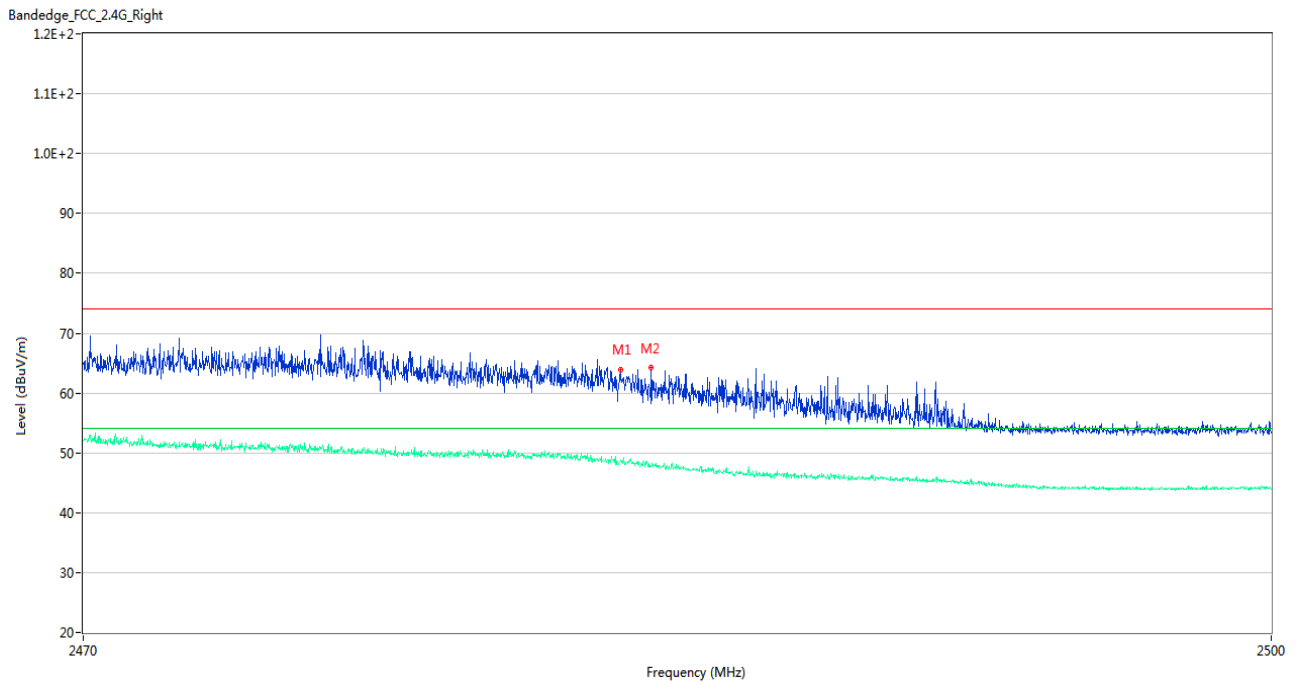
No.	Frequency (MHz)	Results (dBuV/m)	Factor (dB)	Limit (dBuV/m)	Margin (dB)	Detector	Table (Degree)	Height (cm)	Antenna	Verdict
1	2386.850	68.22	-0.69	74.0	5.78	Peak	357.00	100	Horizontal	Pass
1**	2386.850	46.23	-0.69	54.0	7.77	AV	357.00	100	Horizontal	Pass
2	2389.950	64.63	-0.59	74.0	9.37	Peak	0.00	150	Horizontal	Pass
2**	2389.950	47.12	-0.59	54.0	6.88	AV	0.00	150	Horizontal	Pass
3	2386.900	63.12	-0.69	74.0	10.88	Peak	0.00	150	Horizontal	Pass
3**	2386.900	48.54	-0.69	54.0	5.46	AV	0.00	150	Horizontal	Pass

VHT20 CHANNEL 4



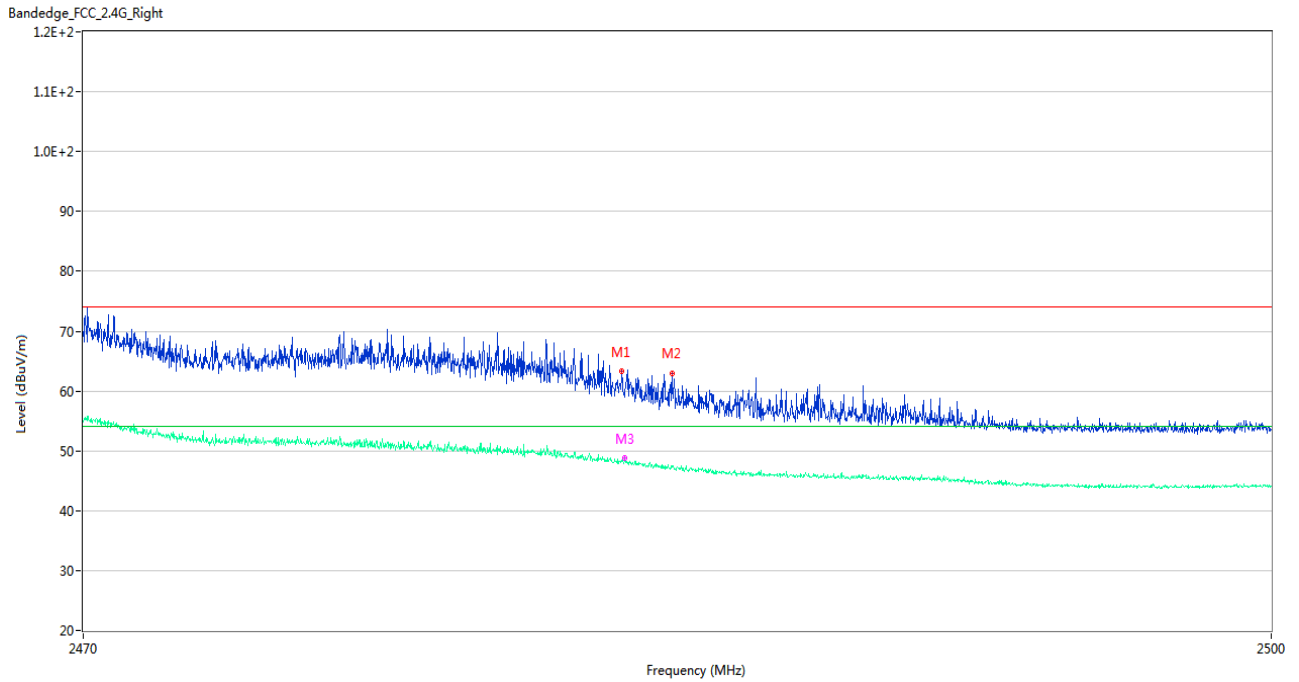
No.	Frequency (MHz)	Results (dBuV/m)	Factor (dB)	Limit (dBuV/m)	Margin (dB)	Detector	Table (Degree)	Height (cm)	Antenna	Verdict
1	2389.450	64.92	-0.61	74.0	9.08	Peak	347.00	200	Horizontal	Pass
1**	2389.450	45.81	-0.61	54.0	8.19	AV	347.00	200	Horizontal	Pass
2	2389.950	59.75	-0.59	74.0	14.25	Peak	360.00	200	Horizontal	Pass
2**	2389.950	46.43	-0.59	54.0	7.57	AV	360.00	200	Horizontal	Pass
3	2389.500	59.28	-0.61	74.0	14.72	Peak	190.00	150	Horizontal	Pass
3**	2389.500	47.25	-0.61	54.0	6.75	AV	190.00	150	Horizontal	Pass

VHT20 CHANNEL 7



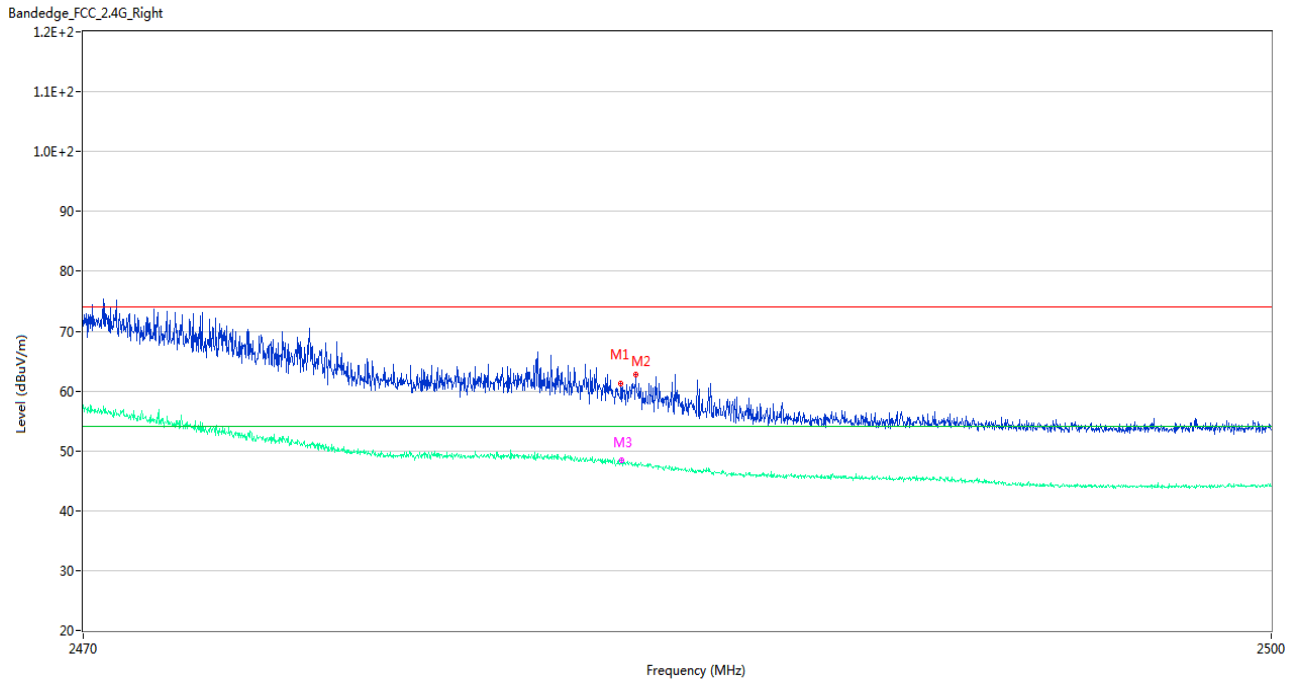
No.	Frequency (MHz)	Results (dBuV/m)	Factor (dB)	Limit (dBuV/m)	Margin (dB)	Detector	Table (Degree)	Height (cm)	Antenna	Verdict
1	2483.515	63.95	-0.05	74.0	10.05	Peak	203.00	200	Horizontal	Pass
1**	2483.515	48.54	-0.05	54.0	5.46	AV	203.00	200	Horizontal	Pass
2	2484.295	64.20	-0.13	74.0	9.80	Peak	0.00	100	Horizontal	Pass
2**	2484.295	47.71	-0.13	54.0	6.29	AV	0.00	100	Horizontal	Pass

VHT20 CHANNEL 8



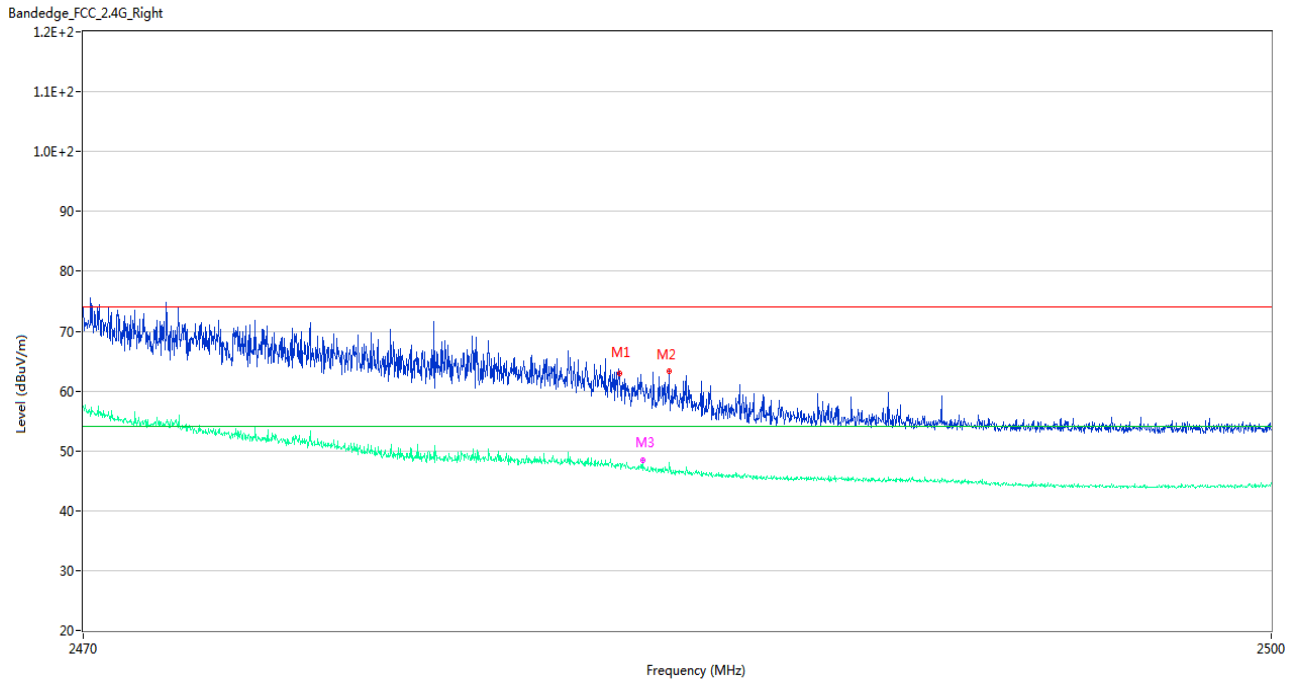
No.	Frequency (MHz)	Results (dBuV/m)	Factor (dB)	Limit (dBuV/m)	Margin (dB)	Detector	Table (Degree)	Height (cm)	Antenna	Verdict
1	2483.560	63.23	-0.06	74.0	10.77	Peak	360.00	150	Horizontal	Pass
1**	2483.560	48.40	-0.06	54.0	5.60	AV	360.00	150	Horizontal	Pass
2	2484.820	63.00	-0.15	74.0	11.00	Peak	360.00	100	Horizontal	Pass
2**	2484.820	47.36	-0.15	54.0	6.64	AV	360.00	100	Horizontal	Pass
3	2483.635	60.35	-0.06	74.0	13.65	Peak	350.00	150	Horizontal	Pass
3**	2483.635	48.78	-0.06	54.0	5.22	AV	350.00	150	Horizontal	Pass

VHT20 CHANNEL 9



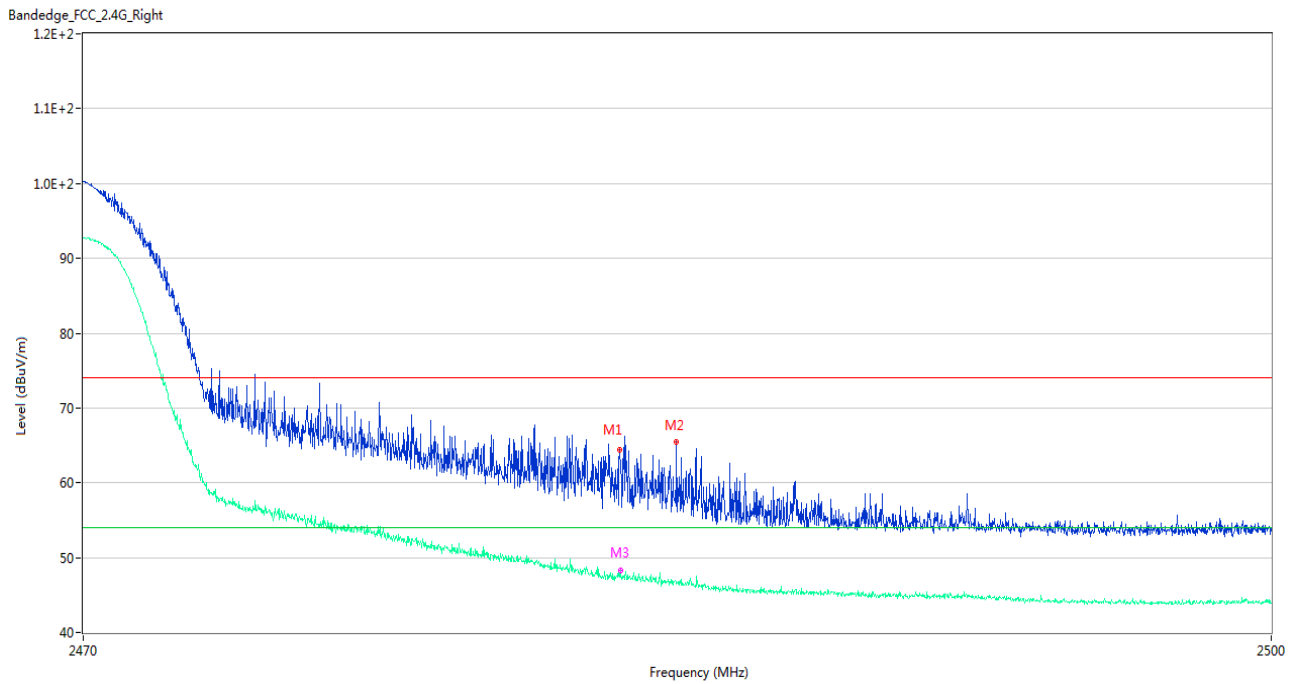
No.	Frequency (MHz)	Results (dBuV/m)	Factor (dB)	Limit (dBuV/m)	Margin (dB)	Detector	Table (Degree)	Height (cm)	Antenna	Verdict
1	2483.530	61.23	-0.05	74.0	12.77	Peak	357.00	150	Horizontal	Pass
1**	2483.530	47.78	-0.05	54.0	6.22	AV	357.00	150	Horizontal	Pass
2	2483.905	62.69	-0.09	74.0	11.31	Peak	357.00	150	Horizontal	Pass
2**	2483.905	47.61	-0.09	54.0	6.39	AV	357.00	150	Horizontal	Pass
3	2483.545	59.89	-0.06	74.0	14.11	Peak	291.00	150	Horizontal	Pass
3**	2483.545	48.52	-0.06	54.0	5.48	AV	291.00	150	Horizontal	Pass

VHT20 CHANNEL 10



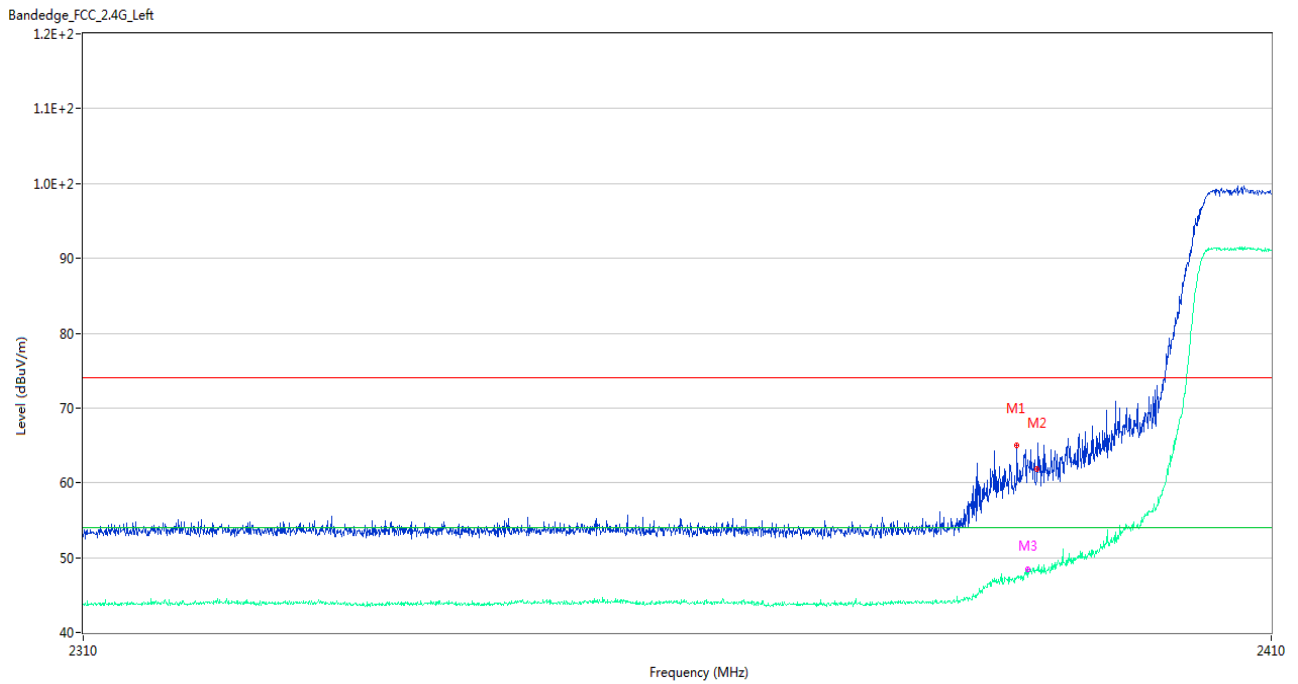
No.	Frequency (MHz)	Results (dBuV/m)	Factor (dB)	Limit (dBuV/m)	Margin (dB)	Detector	Table (Degree)	Height (cm)	Antenna	Verdict
1	2483.500	62.91	-0.05	74.0	11.09	Peak	215.00	200	Horizontal	Pass
1**	2483.500	47.85	-0.05	54.0	6.15	AV	215.00	200	Horizontal	Pass
2	2484.745	63.28	-0.15	74.0	10.72	Peak	211.00	100	Horizontal	Pass
2**	2484.745	47.13	-0.15	54.0	6.87	AV	211.00	100	Horizontal	Pass
3	2484.085	59.88	-0.11	74.0	14.12	Peak	355.00	150	Horizontal	Pass
3**	2484.085	48.44	-0.11	54.0	5.56	AV	355.00	150	Horizontal	Pass

VHT20 CHANNEL 11



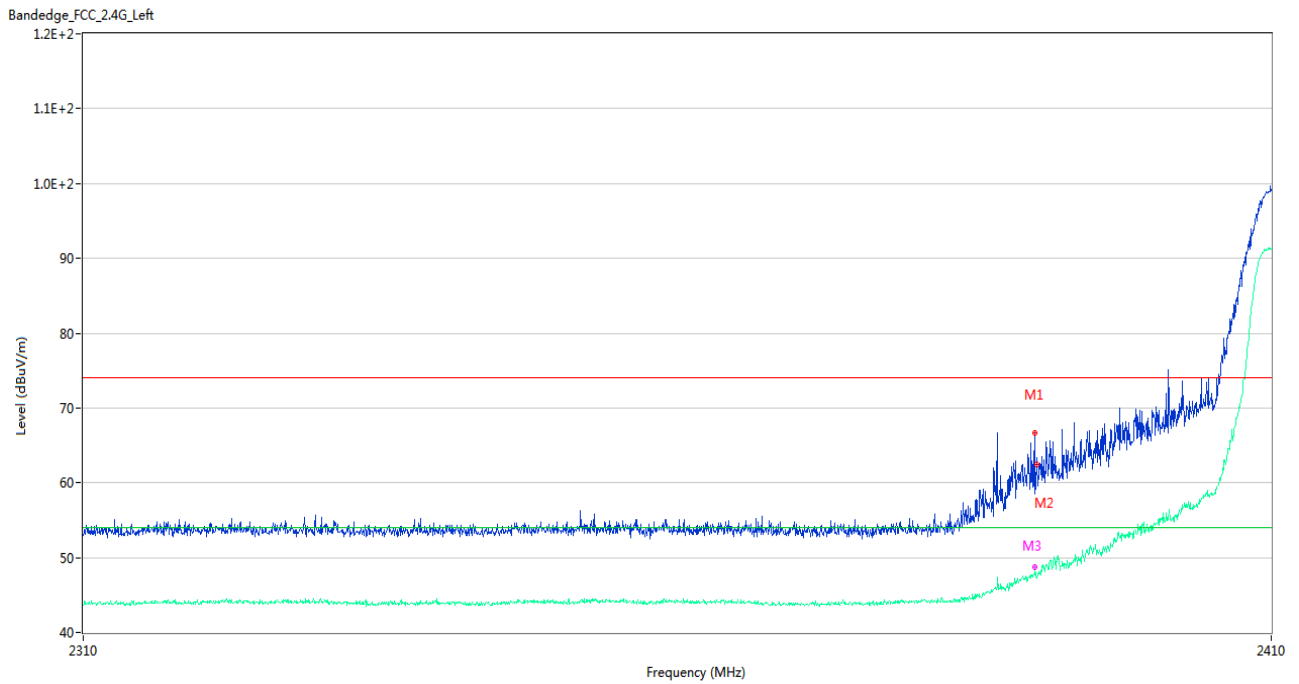
No.	Frequency (MHz)	Results (dBuV/m)	Factor (dB)	Limit (dBuV/m)	Margin (dB)	Detector	Table (Degree)	Height (cm)	Antenna	Verdict
1	2483.500	64.42	-0.05	74.0	9.58	Peak	346.00	150	Horizontal	Pass
1**	2483.500	47.33	-0.05	54.0	6.67	AV	346.00	150	Horizontal	Pass
2	2484.940	65.40	-0.16	74.0	8.60	Peak	214.00	150	Horizontal	Pass
2**	2484.940	46.54	-0.16	54.0	7.46	AV	214.00	150	Horizontal	Pass
3	2483.515	62.04	-0.05	74.0	11.96	Peak	198.00	150	Horizontal	Pass
3**	2483.515	48.21	-0.05	54.0	5.79	AV	198.00	150	Horizontal	Pass

VHT40 CHANNEL 3



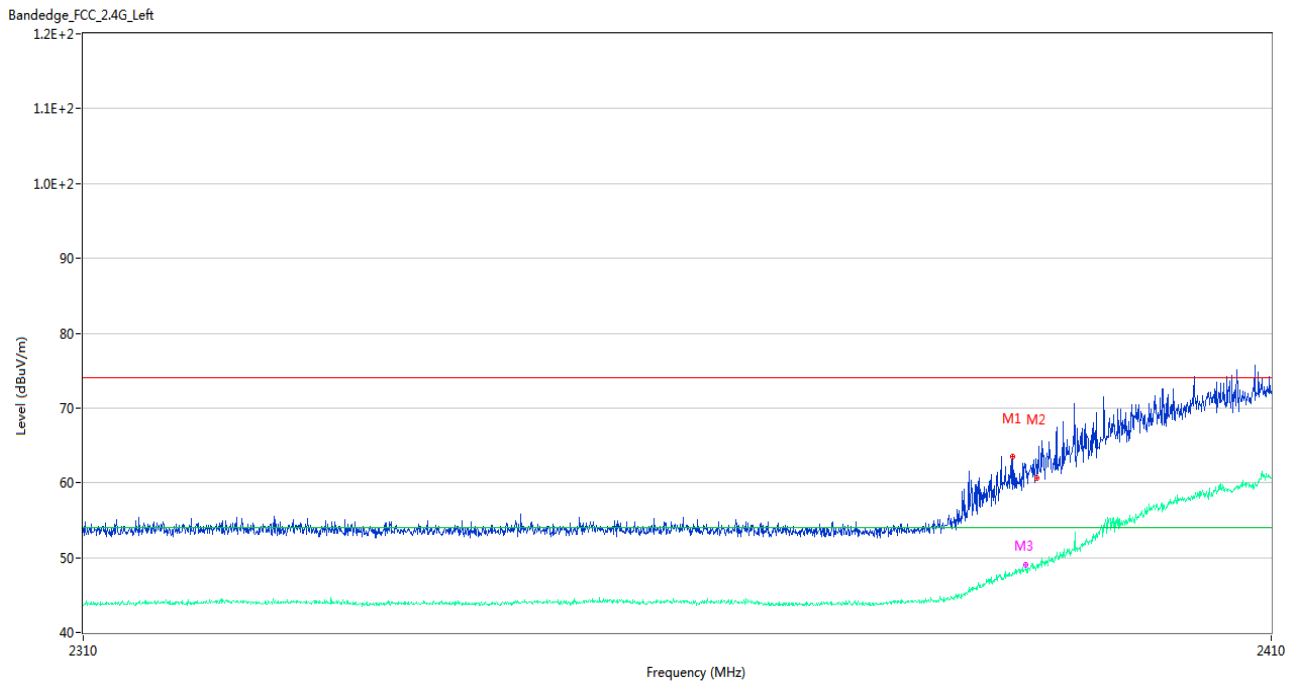
No.	Frequency (MHz)	Results (dBuV/m)	Factor (dB)	Limit (dBuV/m)	Margin (dB)	Detector	Table (Degree)	Height (cm)	Antenna	Verdict
1	2388.250	64.97	-0.65	74.0	9.03	Peak	274.00	100	Horizontal	Pass
1**	2388.250	47.26	-0.65	54.0	6.74	AV	274.00	100	Horizontal	Pass
2	2389.950	61.83	-0.59	74.0	12.17	Peak	0.00	200	Horizontal	Pass
2**	2389.950	48.33	-0.59	54.0	5.67	AV	0.00	200	Horizontal	Pass
3	2389.150	63.03	-0.62	74.0	10.97	Peak	288.00	150	Horizontal	Pass
3**	2389.150	48.50	-0.62	54.0	5.50	AV	288.00	150	Horizontal	Pass

VHT40 CHANNEL 4



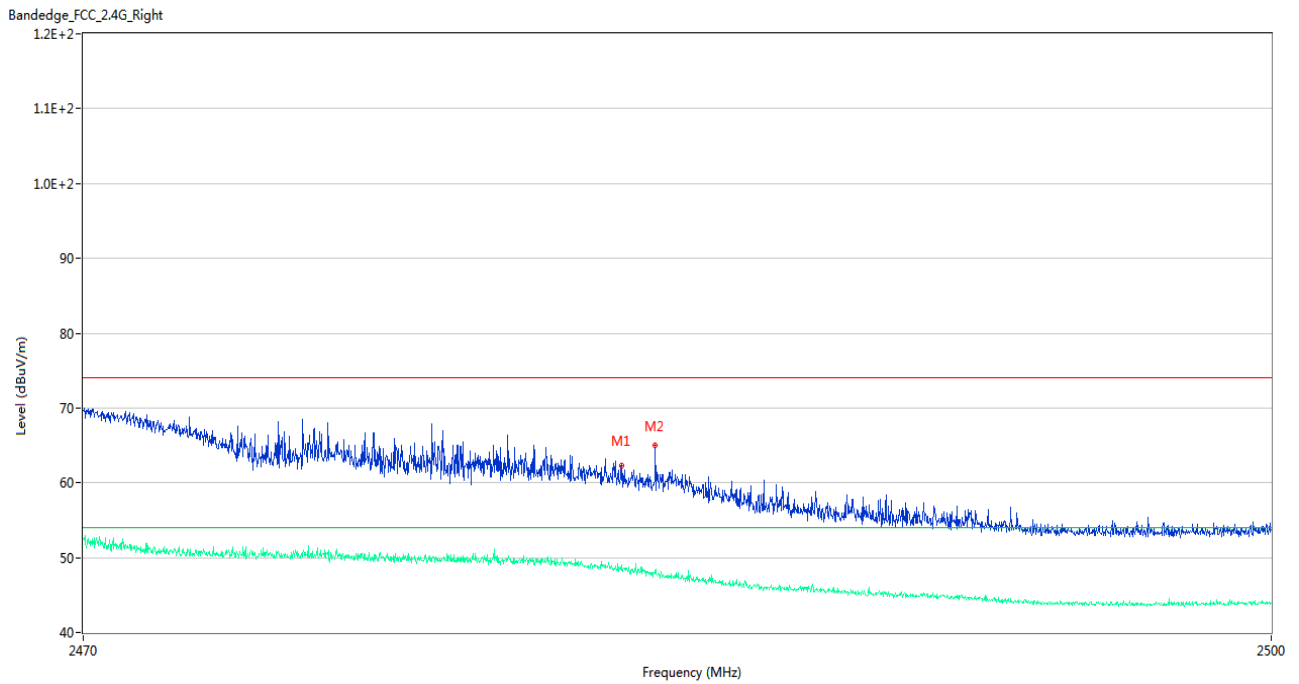
No.	Frequency (MHz)	Results (dBuV/m)	Factor (dB)	Limit (dBuV/m)	Margin (dB)	Detector	Table (Degree)	Height (cm)	Antenna	Verdict
1	2389.750	66.73	-0.60	74.0	7.27	Peak	360.00	100	Horizontal	Pass
1**	2389.750	47.61	-0.60	54.0	6.39	AV	360.00	100	Horizontal	Pass
2	2389.950	62.38	-0.59	74.0	11.62	Peak	339.00	200	Horizontal	Pass
2**	2389.950	47.17	-0.59	54.0	6.83	AV	339.00	200	Horizontal	Pass
3	2389.800	58.50	-0.60	74.0	15.50	Peak	355.00	150	Horizontal	Pass
3**	2389.800	48.68	-0.60	54.0	5.32	AV	355.00	150	Horizontal	Pass

VHT40 CHANNEL 5



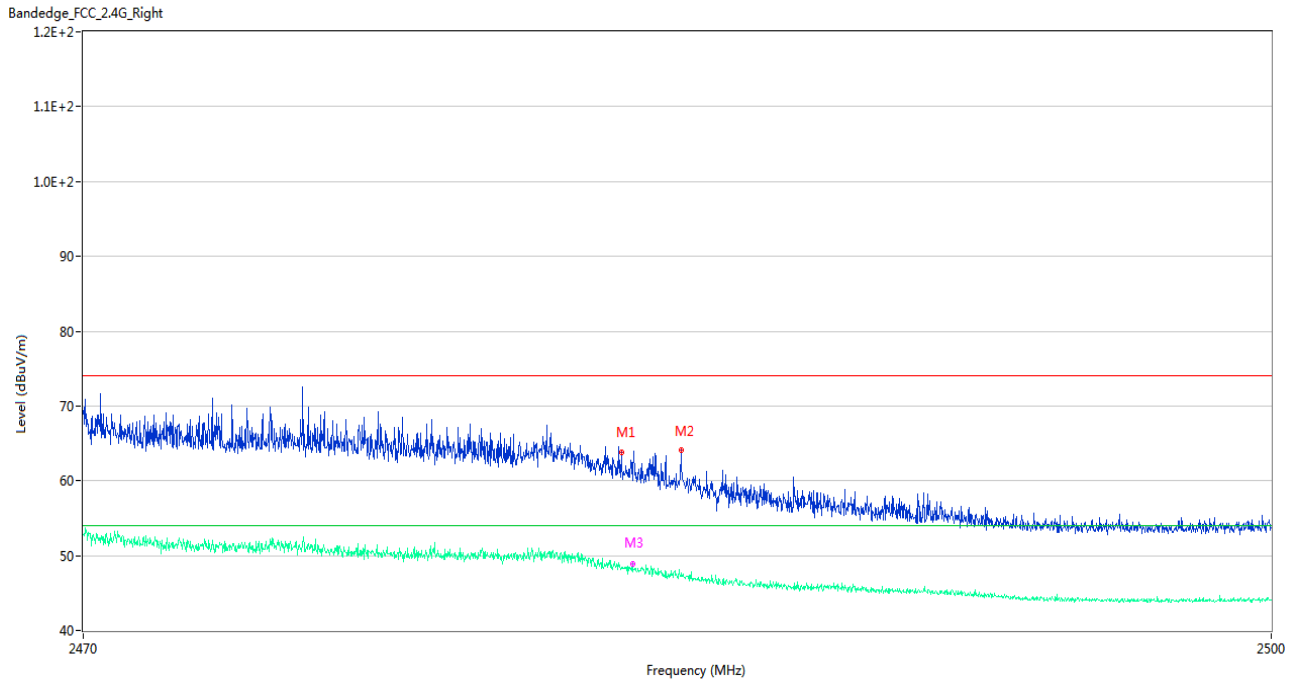
No.	Frequency (MHz)	Results (dBuV/m)	Factor (dB)	Limit (dBuV/m)	Margin (dB)	Detector	Table (Degree)	Height (cm)	Antenna	Verdict
1	2387.900	63.56	-0.66	74.0	10.44	Peak	357.00	150	Horizontal	Pass
1**	2387.900	48.05	-0.66	54.0	5.95	AV	357.00	150	Horizontal	Pass
2	2389.950	60.66	-0.59	74.0	13.34	Peak	360.00	200	Horizontal	Pass
2**	2389.950	48.82	-0.59	54.0	5.18	AV	360.00	200	Horizontal	Pass
3	2389.000	62.42	-0.62	74.0	11.58	Peak	202.00	150	Horizontal	Pass
3**	2389.000	48.97	-0.62	54.0	5.03	AV	202.00	150	Horizontal	Pass

VHT40 CHANNEL 5



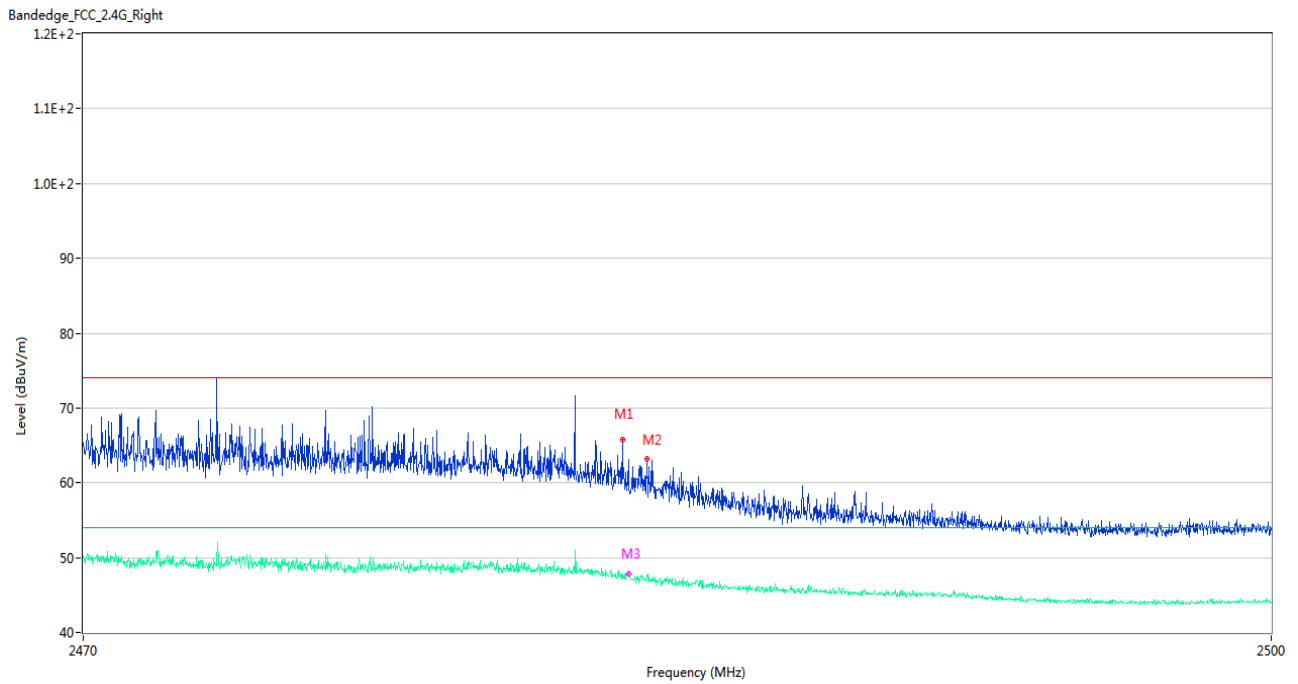
No.	Frequency (MHz)	Results (dBuV/m)	Factor (dB)	Limit (dBuV/m)	Margin (dB)	Detector	Table (Degree)	Height (cm)	Antenna	Verdict
1	2483.560	62.35	-0.06	74.0	11.65	Peak	360.00	100	Horizontal	Pass
1**	2483.560	48.38	-0.06	54.0	5.62	AV	360.00	100	Horizontal	Pass
2	2484.400	65.03	-0.13	74.0	8.97	Peak	360.00	200	Horizontal	Pass
2**	2484.400	48.22	-0.13	54.0	5.78	AV	360.00	200	Horizontal	Pass

VHT40 CHANNEL 6



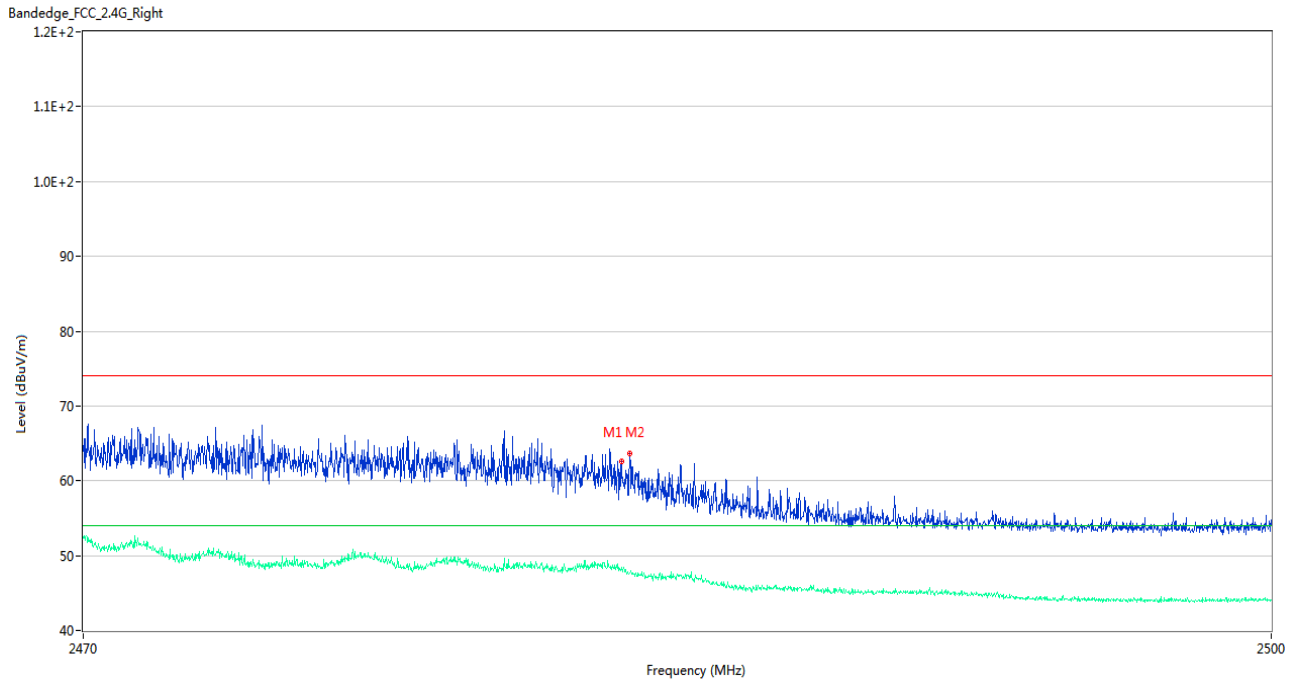
No.	Frequency (MHz)	Results (dBuV/m)	Factor (dB)	Limit (dBuV/m)	Margin (dB)	Detector	Table (Degree)	Height (cm)	Antenna	Verdict
1	2483.545	63.84	-0.06	74.0	10.16	Peak	0.00	100	Horizontal	Pass
1**	2483.545	48.30	-0.06	54.0	5.70	AV	0.00	100	Horizontal	Pass
2	2485.045	64.16	-0.16	74.0	9.84	Peak	360.00	100	Horizontal	Pass
2**	2485.045	47.24	-0.16	54.0	6.76	AV	360.00	100	Horizontal	Pass
3	2483.830	59.97	-0.08	74.0	14.03	Peak	351.00	150	Horizontal	Pass
3**	2483.830	48.89	-0.08	54.0	5.11	AV	351.00	150	Horizontal	Pass

VHT40 CHANNEL 7



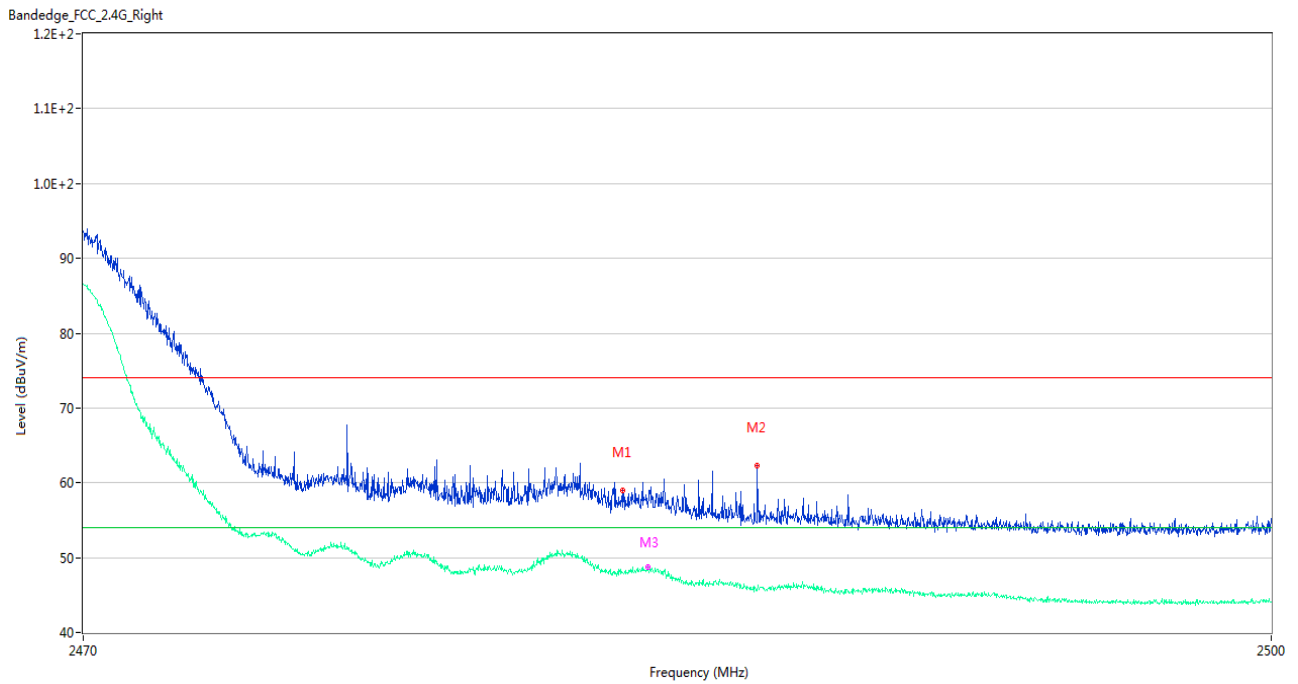
No.	Frequency (MHz)	Results (dBuV/m)	Factor (dB)	Limit (dBuV/m)	Margin (dB)	Detector	Table (Degree)	Height (cm)	Antenna	Verdict
1	2483.575	65.74	-0.06	74.0	8.26	Peak	205.00	100	Horizontal	Pass
1**	2483.575	47.28	-0.06	54.0	6.72	AV	205.00	100	Horizontal	Pass
2	2484.190	63.14	-0.12	74.0	10.86	Peak	355.00	150	Horizontal	Pass
2**	2484.190	47.68	-0.12	54.0	6.32	AV	355.00	150	Horizontal	Pass
3	2483.740	59.42	-0.07	74.0	14.58	Peak	350.00	150	Horizontal	Pass
3**	2483.740	47.86	-0.07	54.0	6.14	AV	350.00	150	Horizontal	Pass

VHT40 CHANNEL 8



No.	Frequency (MHz)	Results (dBuV/m)	Factor (dB)	Limit (dBuV/m)	Margin (dB)	Detector	Table (Degree)	Height (cm)	Antenna	Verdict
1	2483.545	62.66	-0.06	74.0	11.34	Peak	360.00	200	Horizontal	Pass
1**	2483.545	48.45	-0.06	54.0	5.55	AV	360.00	200	Horizontal	Pass
2	2483.755	63.60	-0.08	74.0	10.40	Peak	351.00	150	Horizontal	Pass
2**	2483.755	47.74	-0.08	54.0	6.26	AV	351.00	150	Horizontal	Pass

VHT40 CHANNEL 9



No.	Frequency (MHz)	Results (dBuV/m)	Factor (dB)	Limit (dBuV/m)	Margin (dB)	Detector	Table (Degree)	Height (cm)	Antenna	Verdict
1	2483.590	59.06	-0.06	74.0	14.94	Peak	228.00	200	Horizontal	Pass
1**	2483.590	47.97	-0.06	54.0	6.03	AV	228.00	200	Horizontal	Pass
2	2486.980	62.36	-0.18	74.0	11.64	Peak	343.00	150	Horizontal	Pass
2**	2486.980	45.64	-0.18	54.0	8.36	AV	343.00	150	Horizontal	Pass
3	2484.205	56.79	-0.12	74.0	17.21	Peak	288.00	150	Horizontal	Pass
3**	2484.205	48.75	-0.12	54.0	5.25	AV	288.00	150	Horizontal	Pass

A.8 Power Spectral Density (PSD)

Note: All the configurations were pre tested, only the worst configuration has been reported in this report.

Test Data

802.11b Mode:

Channel	Spectral power density (dBm/3kHz)	Limit (dBm/3kHz)
1	-10.88	8
2	-11.29	8
3	-11.09	8
4	-10.63	8
5	-8.58	8
6	-7.93	8
7	-6.26	8
8	-4.44	8
9	-9.13	8
10	-11.73	8
11	-11.57	8

802.11g Mode:

Channel	Spectral power density (dBm/3kHz)	Limit (dBm/3kHz)
1	-10.36	8
2	-9.91	8
3	-8.03	8
6	-8.46	8
8	-7.81	8
9	-7.87	8
10	-12.34	8
11	-12.98	8

802.11n-20 MHz Mode:

Channel	Spectral power density (dBm/3kHz)	Limit (dBm/3kHz)
1	-12.78	8
2	-10.73	8
3	-9.91	8
4	-8.65	8
6	-7.58	8
7	-9.31	8
8	-7.75	8
9	-8.31	8
10	-11.17	8
11	-14.18	8

802.11n-40 MHz Mode:

Channel	Spectral power density (dBm/3kHz)	Limit (dBm/3kHz)
3	-17.32	8
4	-15.41	8
5	-11.68	8
6	-14.54	8
7	-14.62	8
8	-15.71	8
9	-19.15	8

VHT-20 MHz Mode:

Channel	Spectral power density (dBm/3kHz)	Limit (dBm/3kHz)
1	-13.08	8
2	-11.48	8
3	-10.38	8
4	-8.54	8
6	-7.63	8
7	-7.55	8
8	-8.79	8
9	-10.61	8
10	-13.01	8
11	-14.00	8

VHT-40 MHz Mode:

Channel	Spectral power density (dBm/3kHz)	Limit (dBm/3kHz)
3	-15.80	8
4	-15.51	8
5	-12.67	8
6	-14.08	8
7	-14.88	8
8	-15.71	8
9	-19.47	8

Test Plots

802.11b CHANNEL 1



802.11b CHANNEL 2



802.11b CHANNEL 3



802.11b CHANNEL 4



802.11b CHANNEL 5



802.11b CHANNEL 6



802.11b CHANNEL 7



802.11b CHANNEL 8



802.11b CHANNEL 9



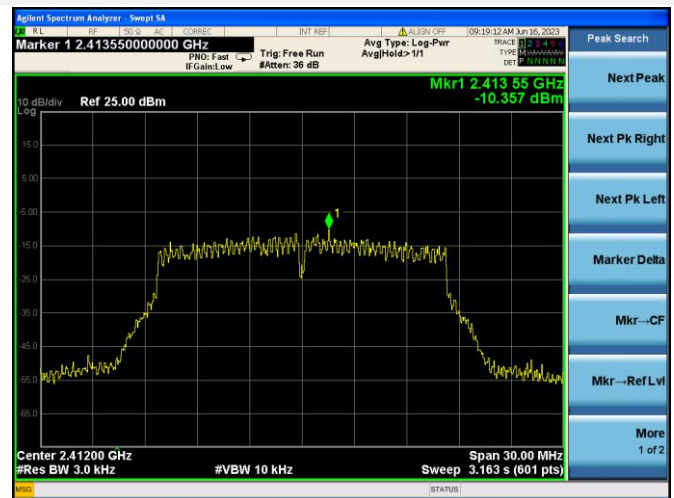
802.11b CHANNEL 10



802.11b CHANNEL 11



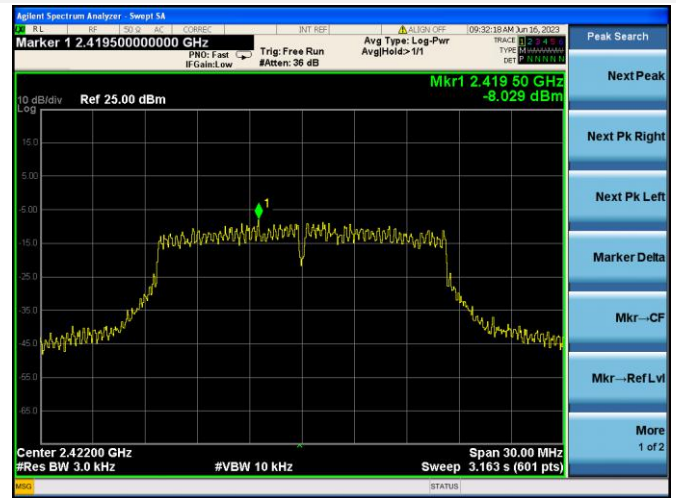
802.11g CHANNEL 1



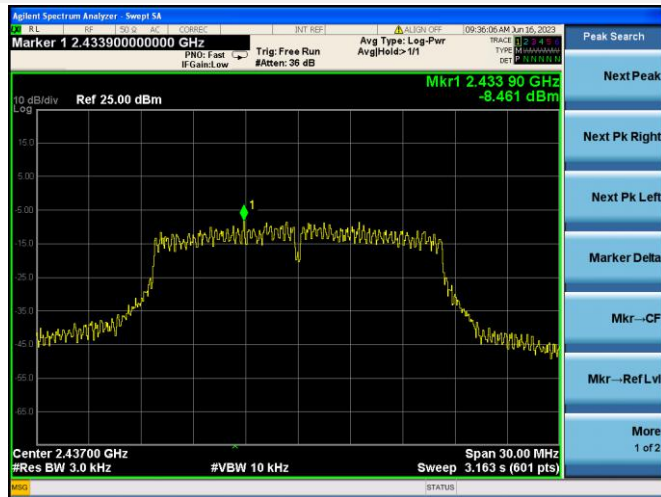
802.11g CHANNEL 2



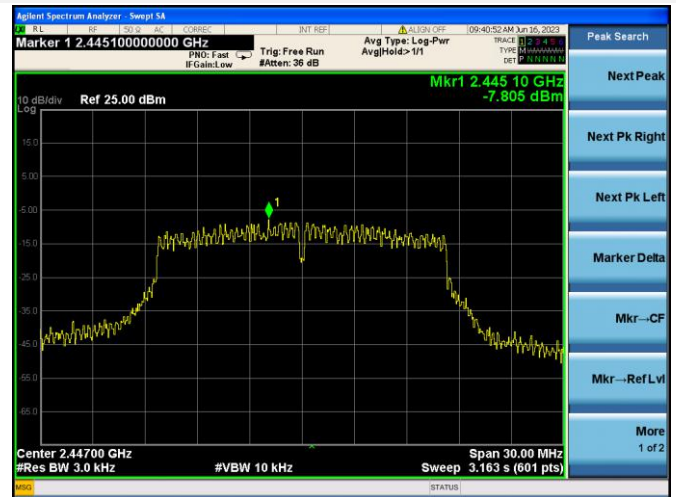
802.11g CHANNEL 3



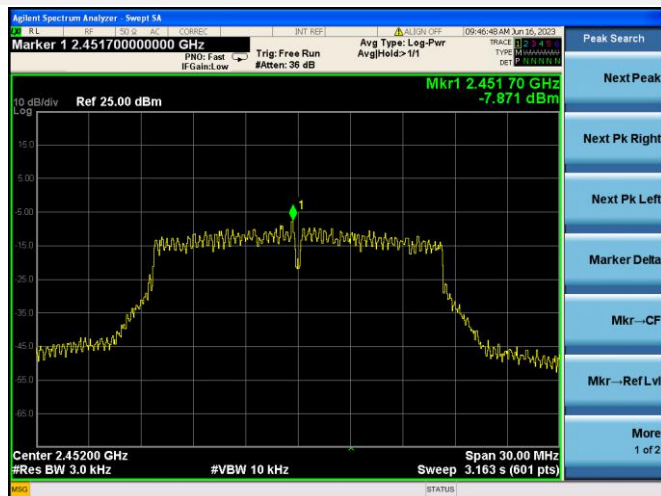
802.11g CHANNEL 6



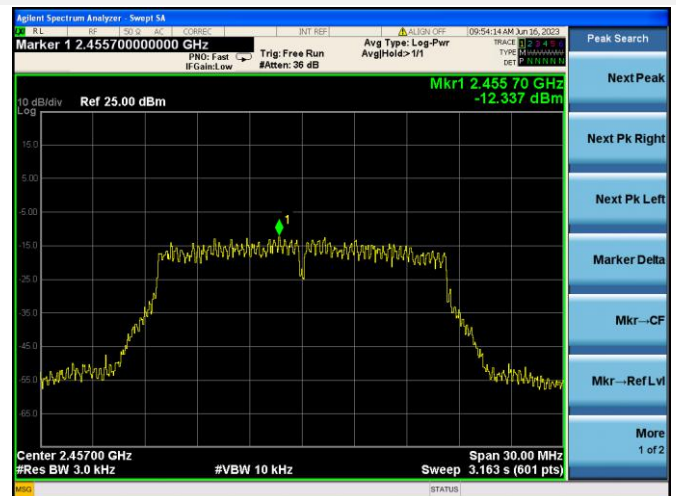
802.11g CHANNEL 8



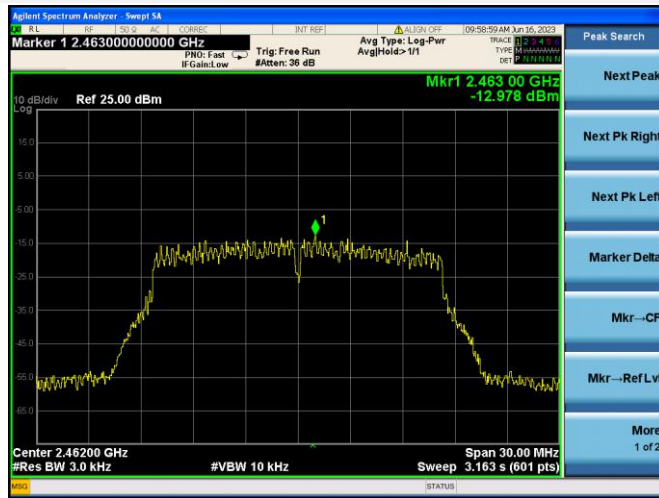
802.11g CHANNEL 9



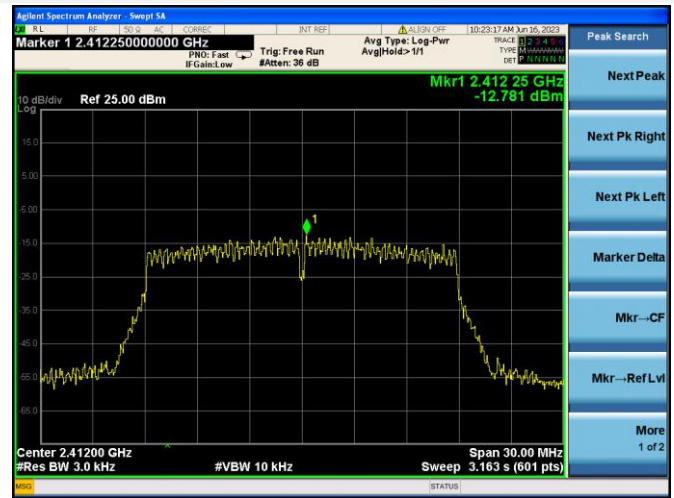
802.11g CHANNEL 10



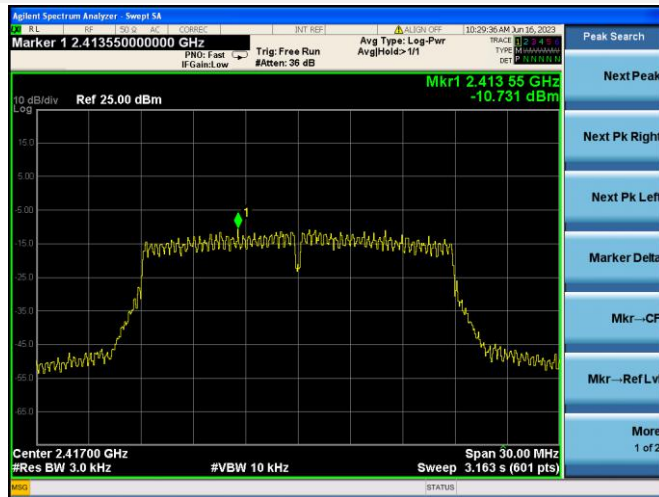
802.11g CHANNEL 11



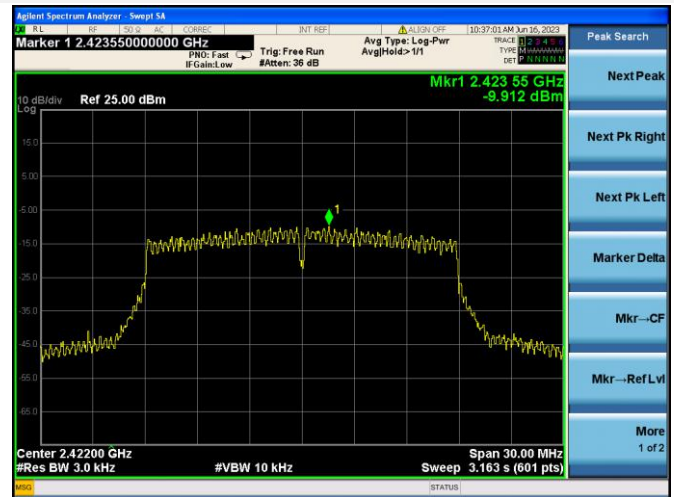
802.11n-20 MHz CHANNEL 1



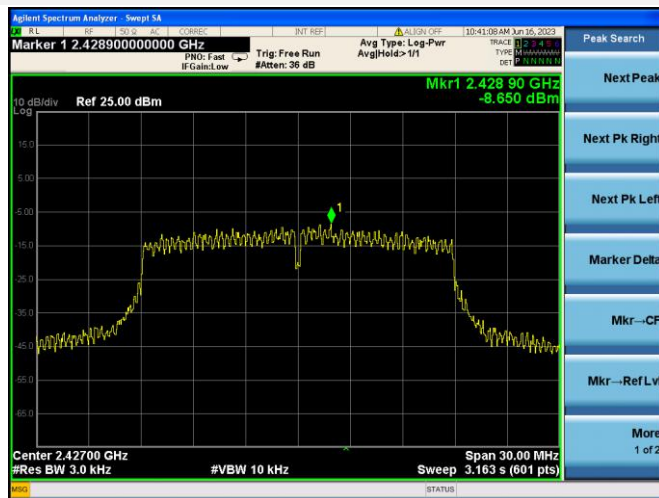
802.11n-20 MHz CHANNEL 2



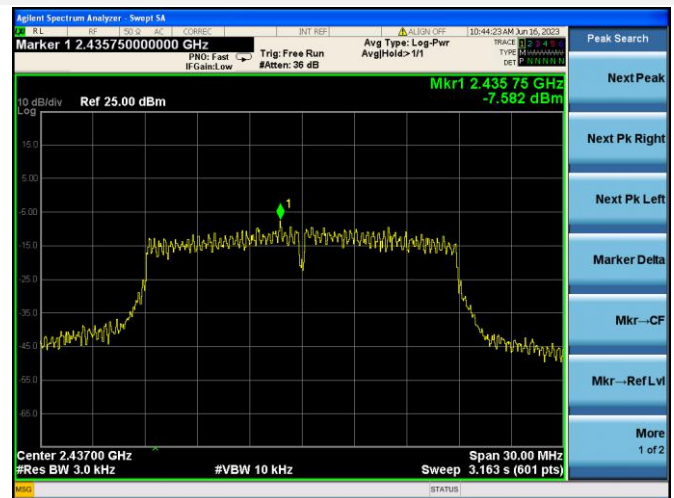
802.11n-20 MHz CHANNEL 3



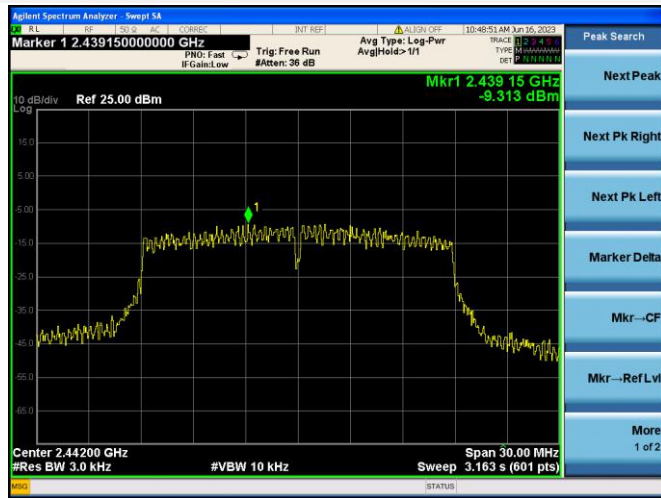
802.11n-20 MHz CHANNEL 4



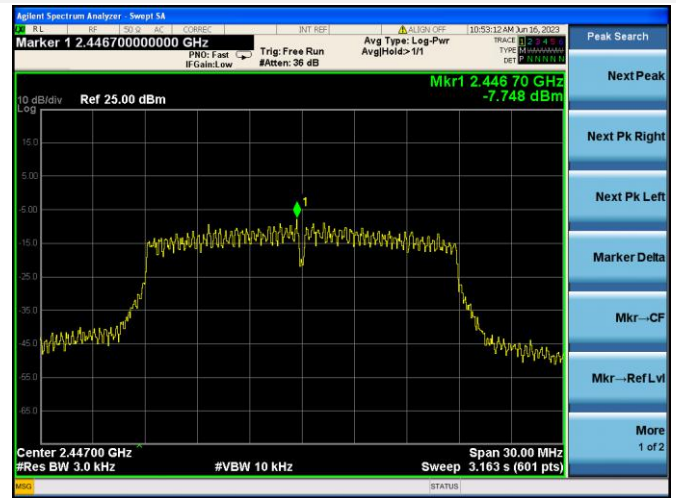
802.11n-20 MHz CHANNEL 6



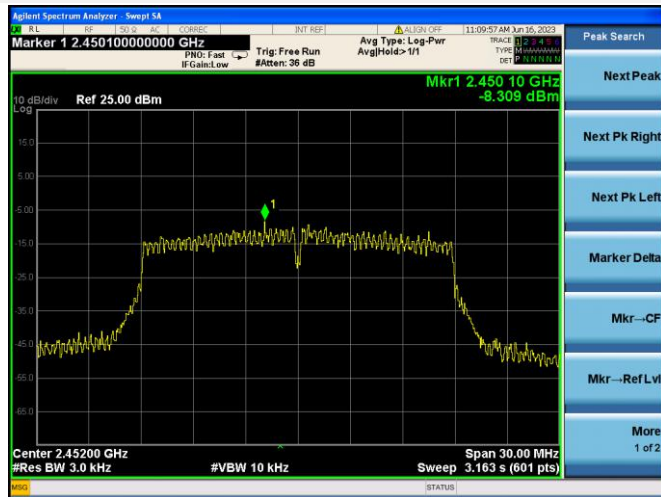
802.11n-20 MHz CHANNEL 7



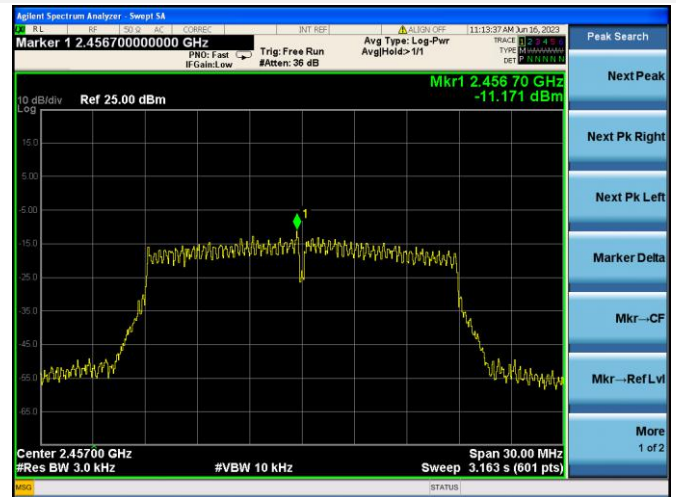
802.11n-20 MHz CHANNEL 8



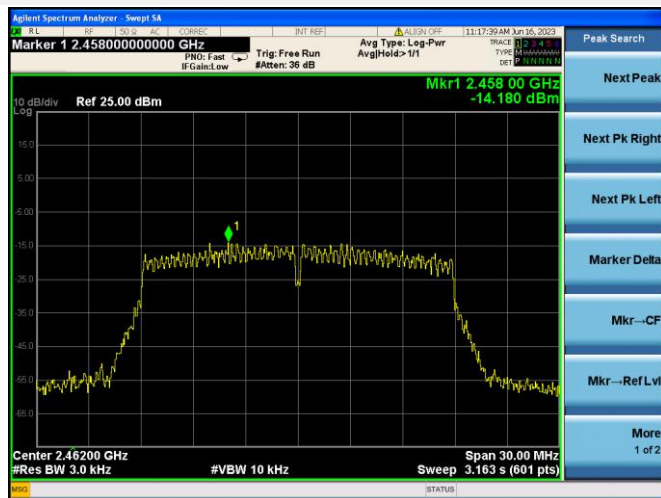
802.11n-20 MHz CHANNEL 9



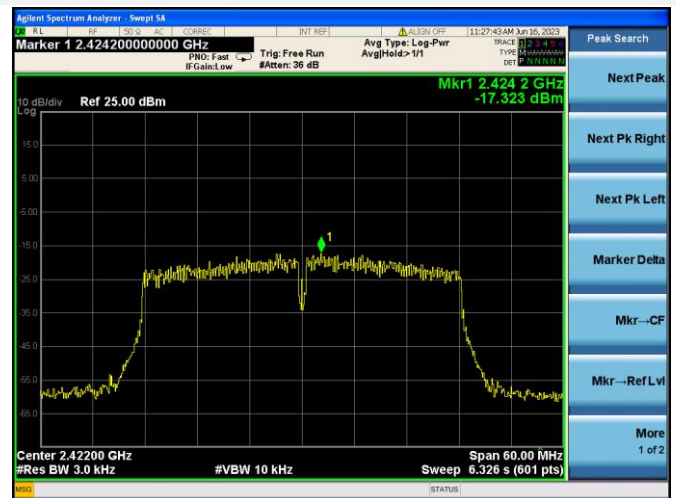
802.11n-20 MHz CHANNEL 10



802.11n-20 MHz CHANNEL 11



802.11n-40 MHz CHANNEL 3



802.11n-40 MHz CHANNEL 4



802.11n-40 MHz CHANNEL 5



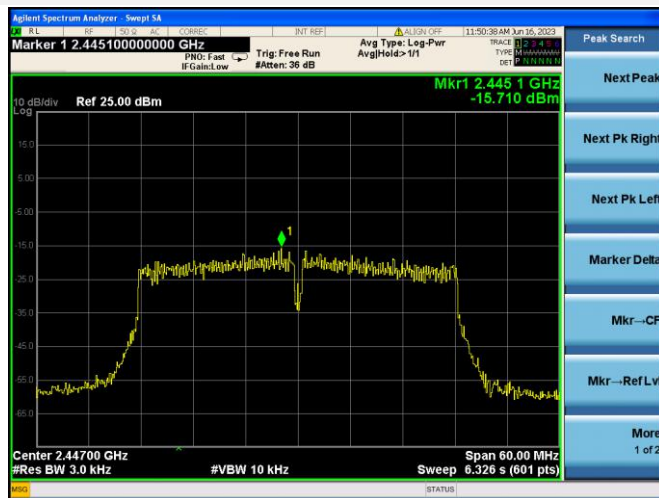
802.11n-40 MHz CHANNEL 6



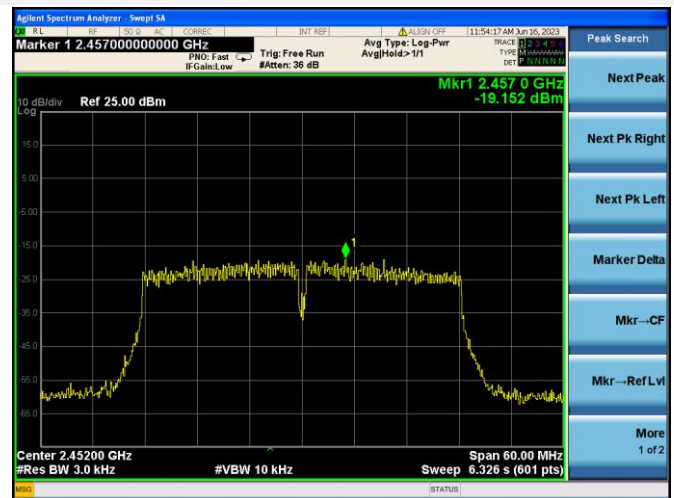
802.11n-40 MHz CHANNEL 7



802.11n-40 MHz CHANNEL 8



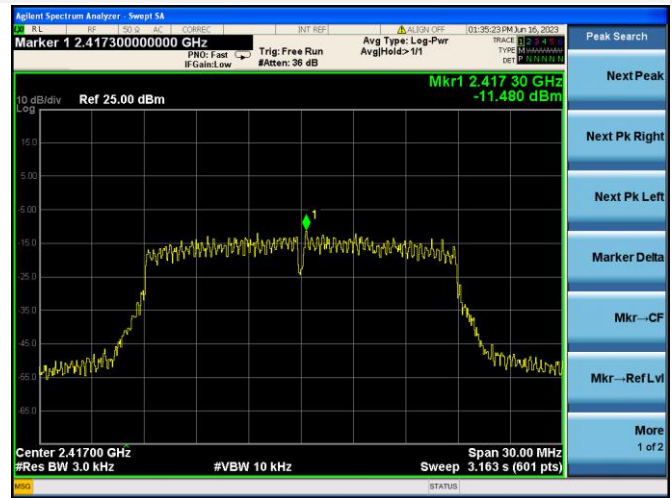
802.11n-40 MHz CHANNEL 9



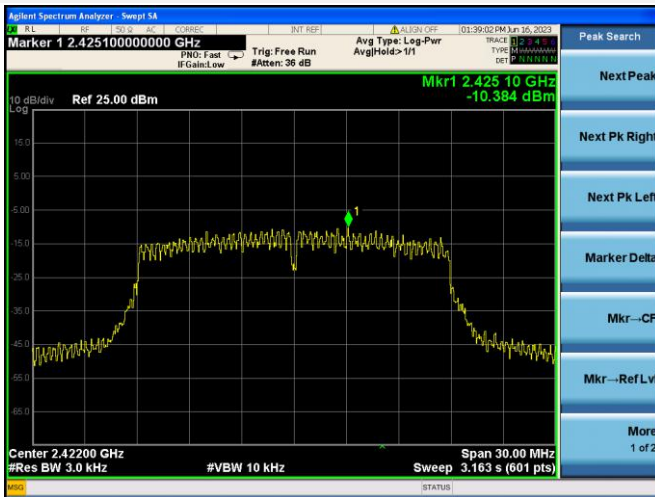
VHT-20 MHz CHANNEL 1



VHT-20 MHz CHANNEL 2



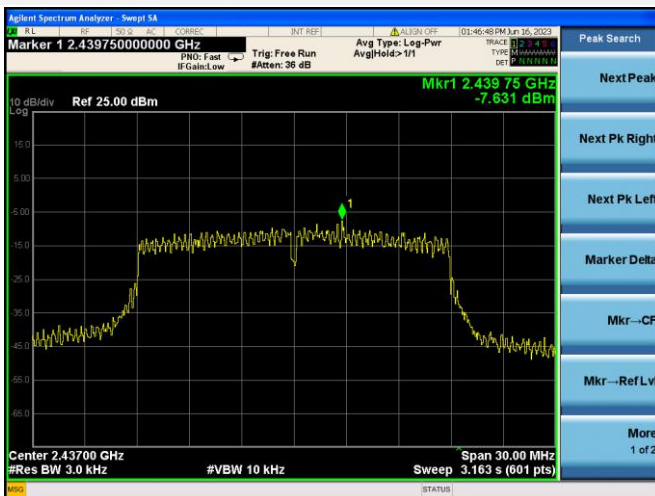
VHT-20 MHz CHANNEL 3



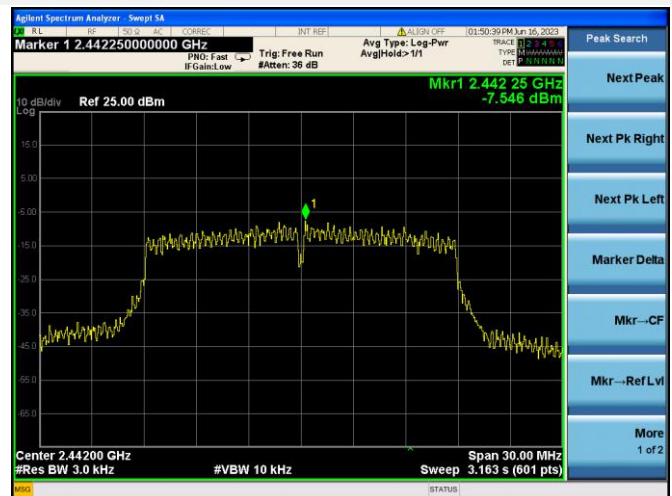
VHT-20 MHz CHANNEL 4



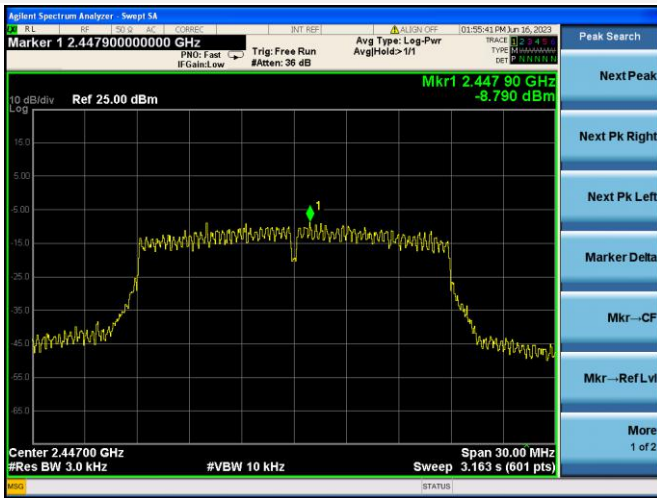
VHT-20 MHz CHANNEL 6



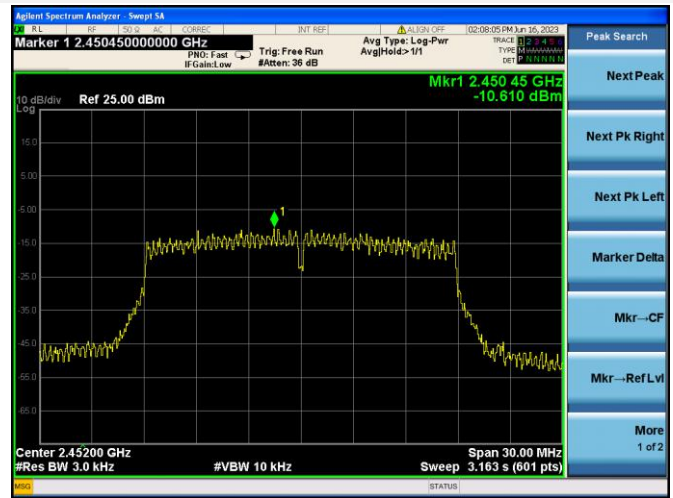
VHT-20 MHz CHANNEL 7



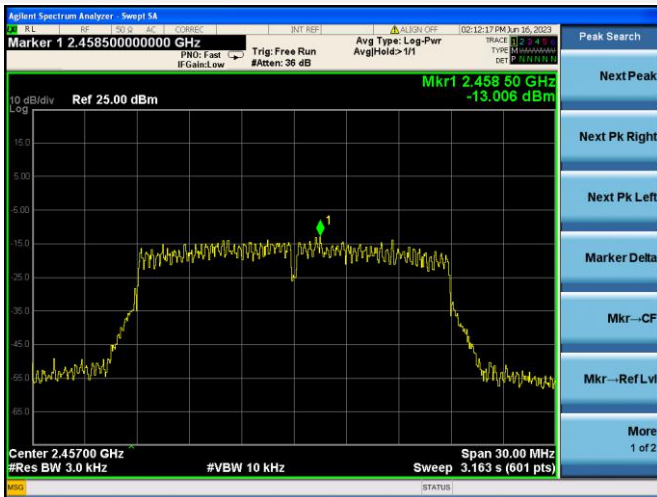
VHT-20 MHz CHANNEL 8



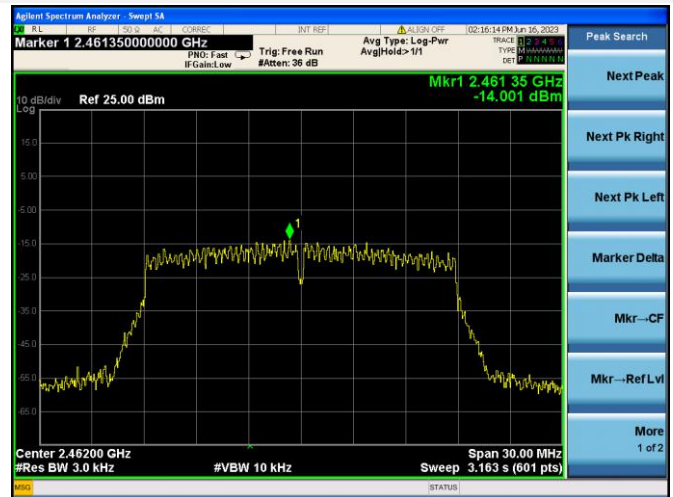
VHT-20 MHz CHANNEL 9



VHT-20 MHz CHANNEL 10



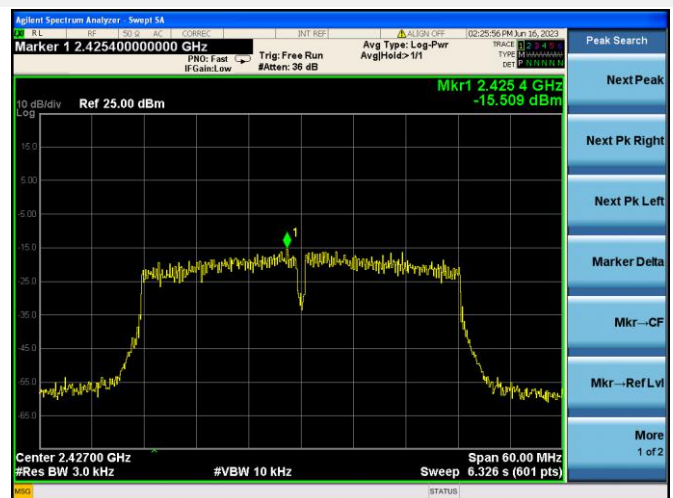
VHT-20 MHz CHANNEL 11



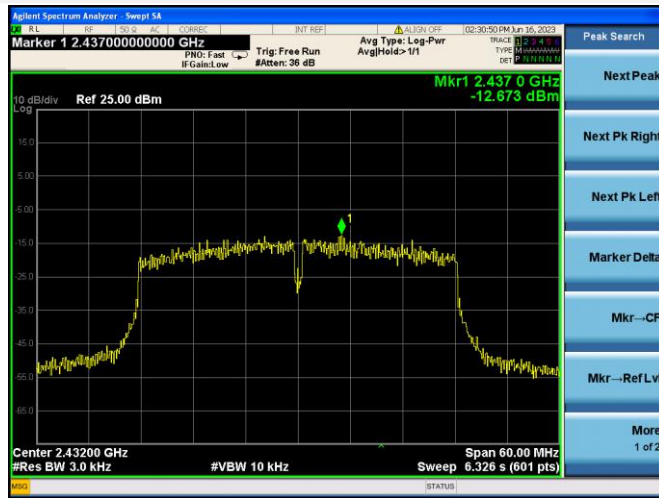
VHT-40 MHz CHANNEL 3



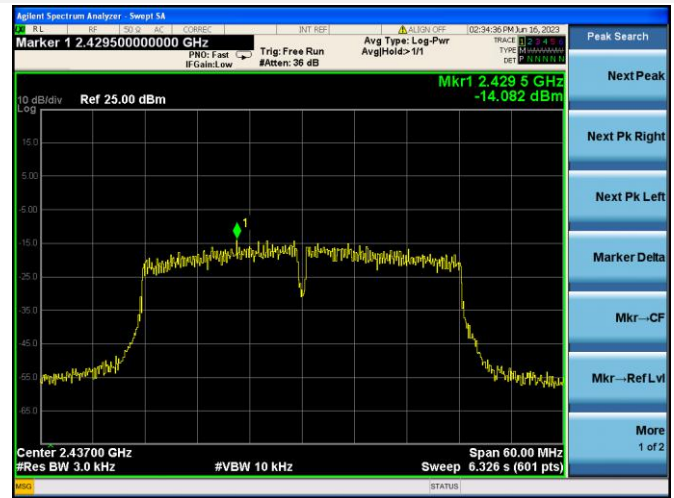
VHT-40 MHz CHANNEL 4



VHT-40 MHz CHANNEL 5



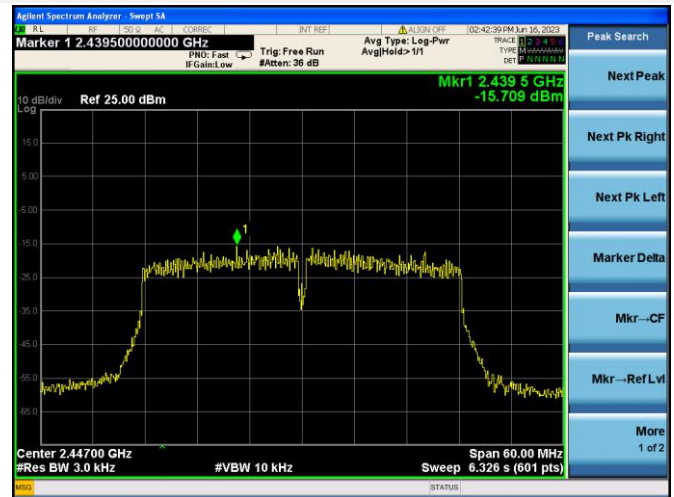
VHT-40 MHz CHANNEL 6



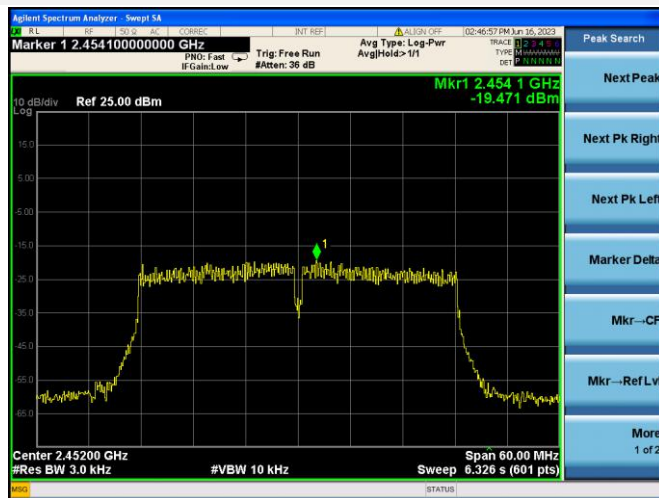
VHT-40 MHz CHANNEL 7



VHT-40 MHz CHANNEL 8



VHT-40 MHz CHANNEL 9



ANNEX B TEST SETUP PHOTOS

Please refer the document “BL-SZ2361029-AR.PDF”.

ANNEX C EUT EXTERNAL PHOTOS

Please refer the document “BL-SZ2361029-AW.PDF”.

ANNEX D EUT INTERNAL PHOTOS

Please refer the document “BL-SZ2361029-AI.PDF”.

Statement

1. The laboratory guarantees the scientificity, accuracy and impartiality of the test, and is responsible for all the information in the report, except the information provided by the customer. The customer is responsible for the impact of the information provided on the validity of the results.
2. The report without China inspection body and laboratory Mandatory Approval (CMA) mark has no effect of proving to the society.
3. For the report with CNAS mark or A2LA mark, the items marked with "☆" are not within the accredited scope.
4. This report is invalid if it is altered, without the signature of the testing and approval personnel, or without the "inspection and testing dedicated stamp" or test report stamp.
5. The test data and results are only valid for the tested samples provided by the customer.
6. This report shall not be partially reproduced without the written permission of the laboratory.
7. Any objection shall be raised to the laboratory within 30 days after receiving the report.

--END OF REPORT--