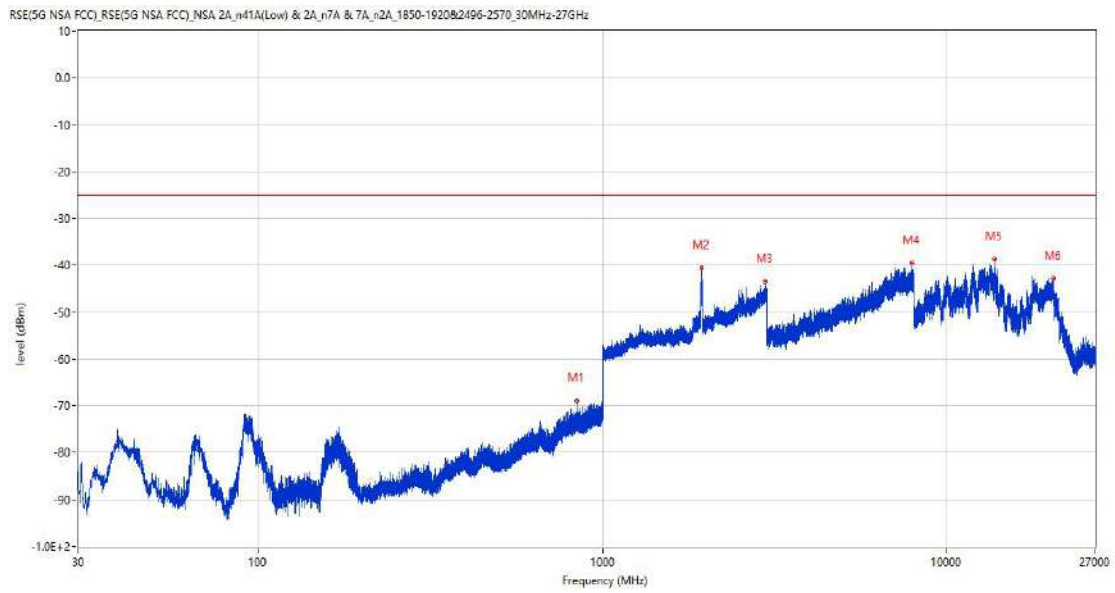
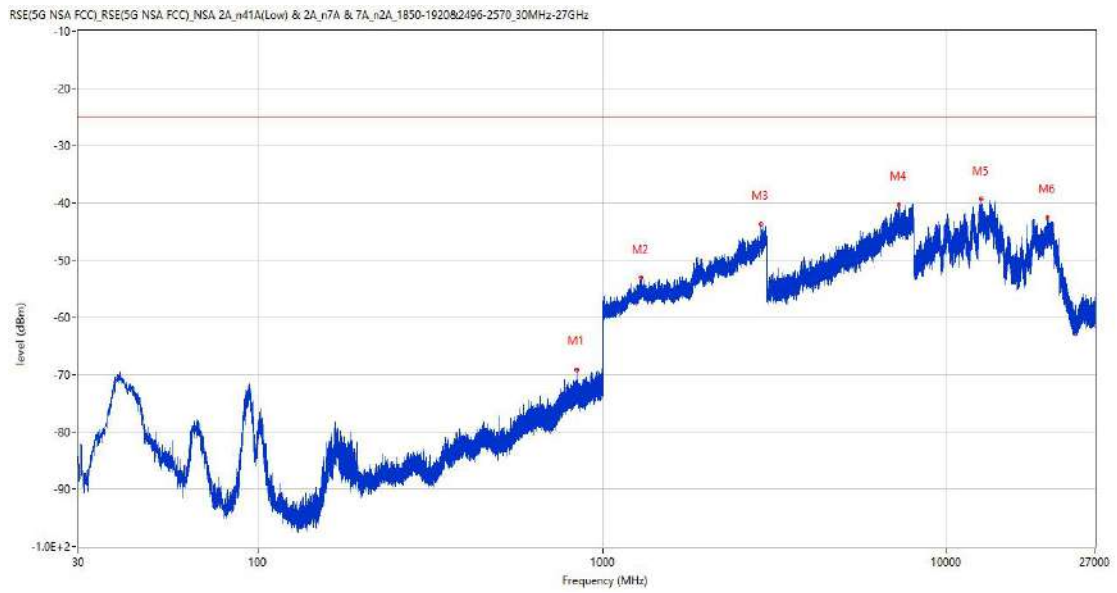


RSE-H&V DC_2A_n7A BW20(LTE)+BW50(NR)



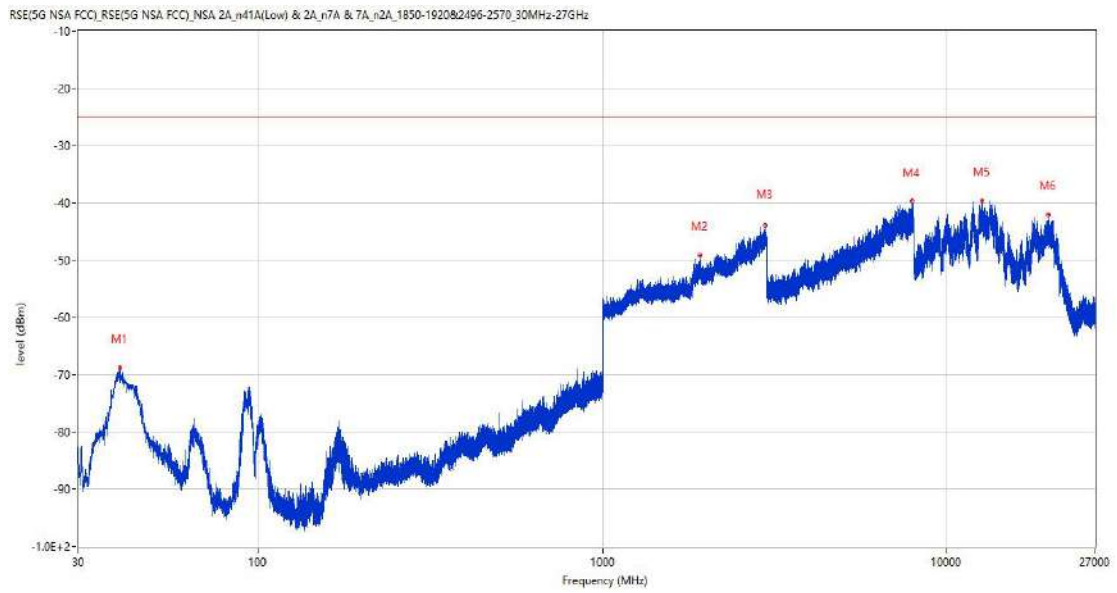
Frequency (MHz)	Result (dBm)	Factor (dB)	PK Limit (dBm)	Over Limit (dB)	Table (o)	ANT	EUT	Verdict
839.998	-68.97	-0.14	-25.0	43.97	36.00	Horizontal	Vertical	Pass
1941.000	-40.55	1.91	-25.0	15.55	249.00	Horizontal	Vertical	N/A
2968.700	-43.47	10.78	-25.0	18.47	36.00	Horizontal	Vertical	Pass
7913.750	-39.44	14.51	-25.0	14.44	215.00	Horizontal	Vertical	Pass
13788.450	-38.62	16.24	-25.0	13.62	229.00	Horizontal	Vertical	Pass
20385.901	-42.82	12.97	-25.0	17.82	302.00	Horizontal	Vertical	Pass

RSE-V&V DC_2A_n7A BW20(LTE)+BW50(NR)



Frequency (MHz)	Result (dBm)	Factor (dB)	PK Limit (dBm)	Over Limit (dB)	Table (o)	ANT	EUT	Verdict
839.998	-69.08	-0.14	-25.0	44.08	47.00	Vertical	Vertical	Pass
1291.900	-53.09	-0.48	-25.0	28.09	347.00	Vertical	Vertical	Pass
2891.800	-43.65	10.08	-25.0	18.65	360.00	Vertical	Vertical	Pass
7248.250	-40.28	14.62	-25.0	15.28	1.00	Vertical	Vertical	Pass
12601.088	-39.33	14.18	-25.0	14.33	294.00	Vertical	Vertical	Pass
19664.099	-42.49	12.93	-25.0	17.49	228.00	Vertical	Vertical	Pass

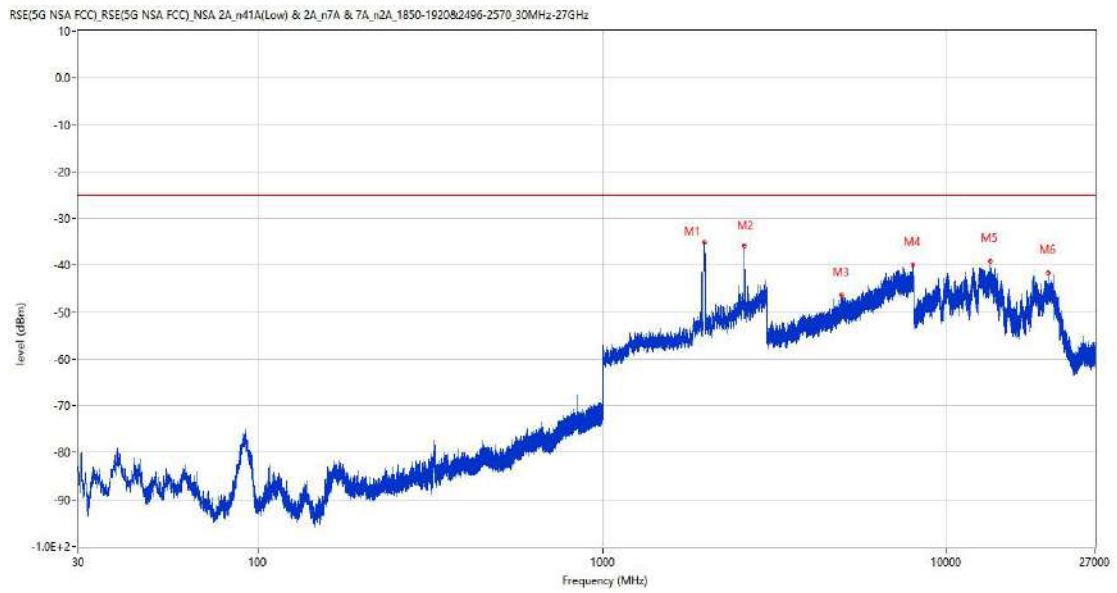
RSE-V&H DC_2A_n7A BW20(LTE)+BW50(NR)



Frequency (MHz)	Result (dBm)	Factor (dB)	PK Limit (dBm)	Over Limit (dB)	Table (o)	ANT	EUT	Verdict
39.554	-68.80	-19.61	-25.0	43.80	223.00	Vertical	Horizontal	Pass
1918.300	-49.11	2.79	-25.0	24.11	360.00	Vertical	Horizontal	N/A
2971.700	-43.92	11.12	-25.0	18.92	0.00	Vertical	Horizontal	Pass
7948.750	-39.73	15.09	-25.0	14.73	330.00	Vertical	Horizontal	Pass
12652.387	-39.60	14.29	-25.0	14.60	80.00	Vertical	Horizontal	Pass
19749.599	-41.99	12.94	-25.0	16.99	360.00	Vertical	Horizontal	Pass

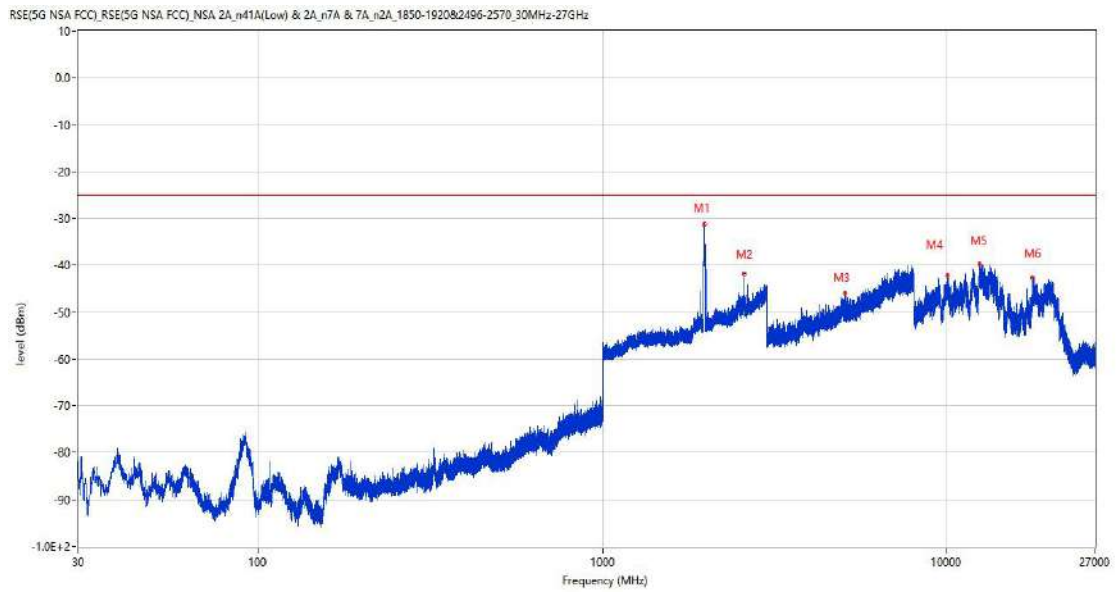
28.2 DC_2A_n7A BW20(LTE)+BW50(NR), QPSK, High Channel

RSE-H&H DC_2A_n7A BW20(LTE)+BW50NR)



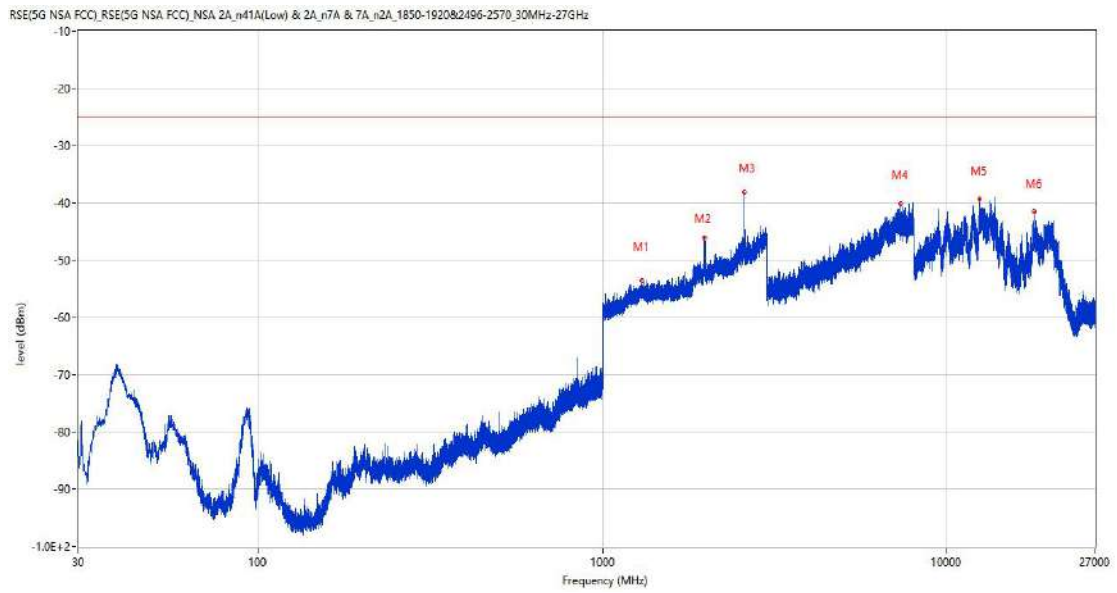
Frequency (MHz)	Result (dBm)	Factor (dB)	PK Limit (dBm)	Over Limit (dB)	Table (o)	ANT	EUT	Verdict
1980.400	-35.06	1.90	-25.0	10.06	244.00	Horizontal	Horizontal	N/A
2582.300	-35.69	7.43	-25.0	10.69	143.00	Horizontal	Horizontal	N/A
4964.000	-46.32	8.88	-25.0	21.32	318.00	Horizontal	Horizontal	Pass
7963.000	-39.88	15.01	-25.0	14.88	218.00	Horizontal	Horizontal	Pass
13343.513	-39.04	16.28	-25.0	14.04	190.00	Horizontal	Horizontal	Pass
19752.749	-41.53	12.94	-25.0	16.53	360.00	Horizontal	Horizontal	Pass

RSE-H&V DC_2A_n7A BW20(LTE)+BW50NR



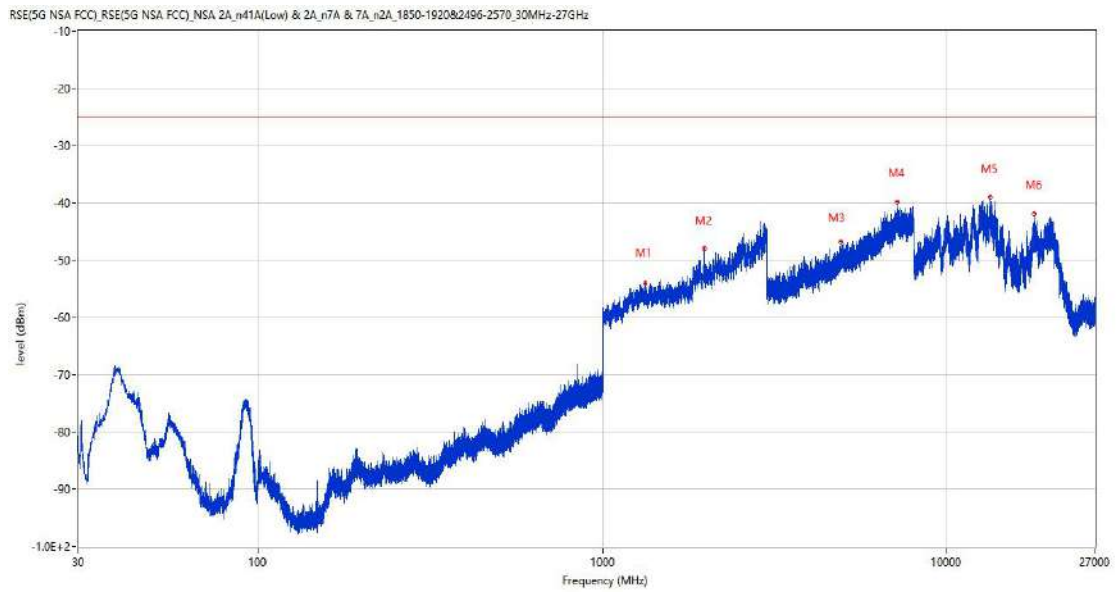
Frequency (MHz)	Result (dBm)	Factor (dB)	PK Limit (dBm)	Over Limit (dB)	Table (o)	ANT	EUT	Verdict
1980.300	-31.24	1.88	-25.0	6.24	264.00	Horizontal	Vertical	N/A
2586.100	-41.75	7.30	-25.0	16.75	212.00	Horizontal	Vertical	N/A
5082.000	-45.86	8.96	-25.0	20.86	233.00	Horizontal	Vertical	Pass
10063.400	-42.12	12.85	-25.0	17.12	211.00	Horizontal	Vertical	Pass
12504.424	-39.74	14.65	-25.0	14.74	28.00	Horizontal	Vertical	Pass
17794.200	-42.67	12.84	-25.0	17.67	360.00	Horizontal	Vertical	Pass

RSE-V&V DC_2A_n7A BW20(LTE)+BW50NR



Frequency (MHz)	Result (dBm)	Factor (dB)	PK Limit (dBm)	Over Limit (dB)	Table (o)	ANT	EUT	Verdict
1304.400	-53.64	-0.44	-25.0	28.64	4.00	Vertical	Vertical	Pass
1980.500	-46.06	1.92	-25.0	21.06	315.00	Vertical	Vertical	N/A
2581.400	-38.07	7.44	-25.0	13.07	16.00	Vertical	Vertical	N/A
7363.000	-40.16	14.31	-25.0	15.16	360.00	Vertical	Vertical	Pass
12500.862	-39.38	14.71	-25.0	14.38	171.00	Vertical	Vertical	Pass
17933.324	-41.56	13.69	-25.0	16.56	302.00	Vertical	Vertical	Pass

RSE-V&H DC_2A_n7A BW20(LTE)+BW50NR

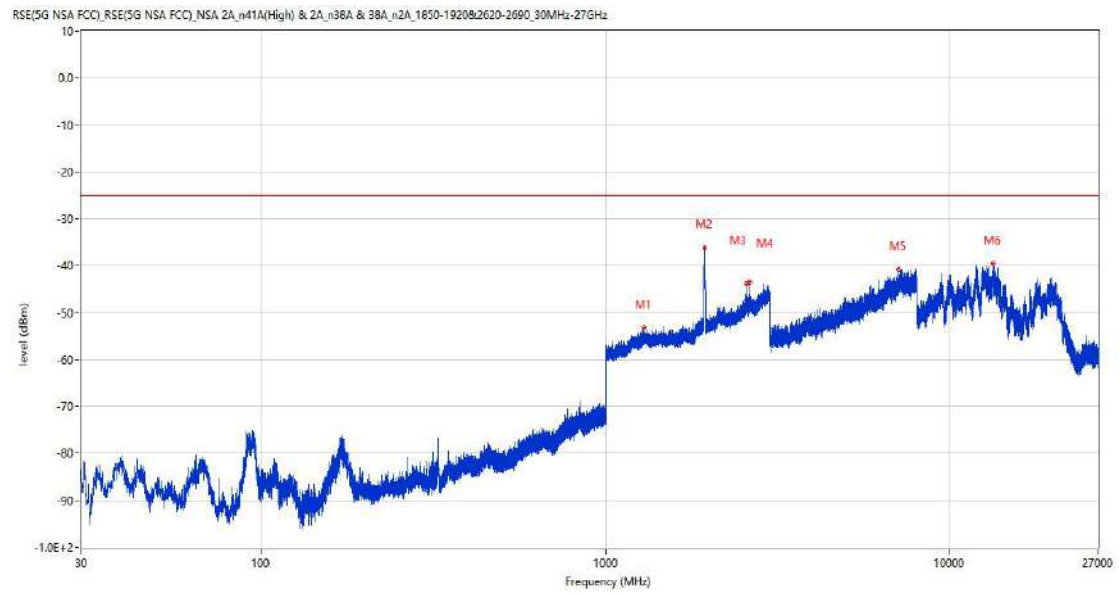


Frequency (MHz)	Result (dBm)	Factor (dB)	PK Limit (dBm)	Over Limit (dB)	Table (o)	ANT	EUT	Verdict
1334.400	-54.10	-1.05	-25.0	29.10	193.00	Vertical	Horizontal	Pass
1981.100	-48.02	1.82	-25.0	23.02	135.00	Vertical	Horizontal	N/A
4923.250	-46.80	8.69	-25.0	21.80	180.00	Vertical	Horizontal	Pass
7162.250	-39.76	13.89	-25.0	14.76	296.00	Vertical	Horizontal	Pass
13387.612	-38.99	16.89	-25.0	13.99	360.00	Vertical	Horizontal	Pass
17933.588	-41.86	13.70	-25.0	16.86	169.00	Vertical	Horizontal	Pass

29 DC_2A_n38A

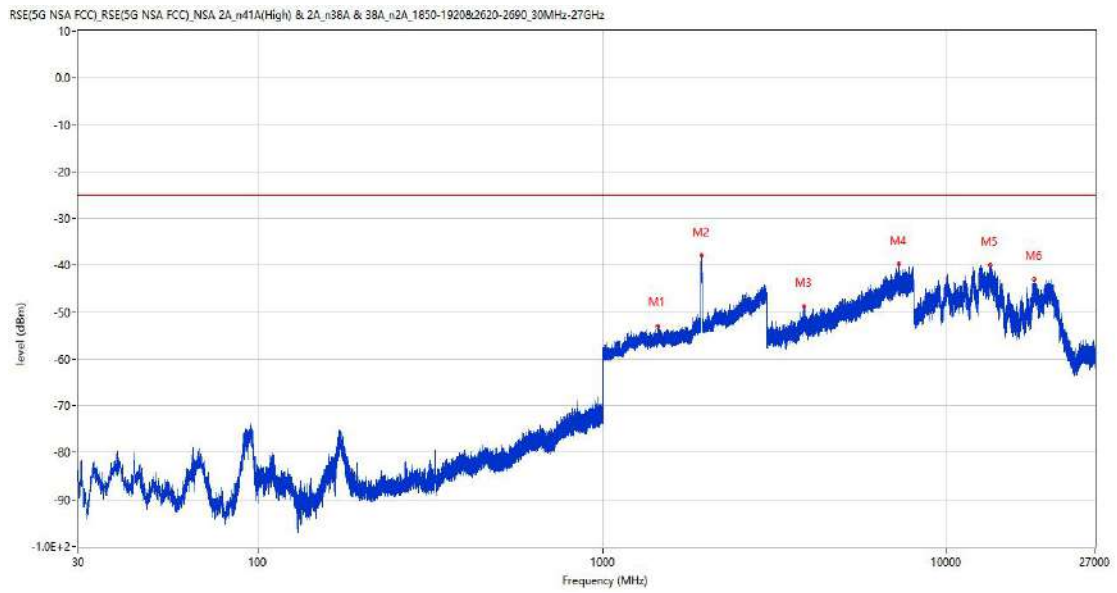
29.1 DC_2A_n38A BW20(LTE)+BW40(NR), QPSK, Low Channel

RSE-H&H DC_2A_n38A BW20(LTE)+BW40(NR)



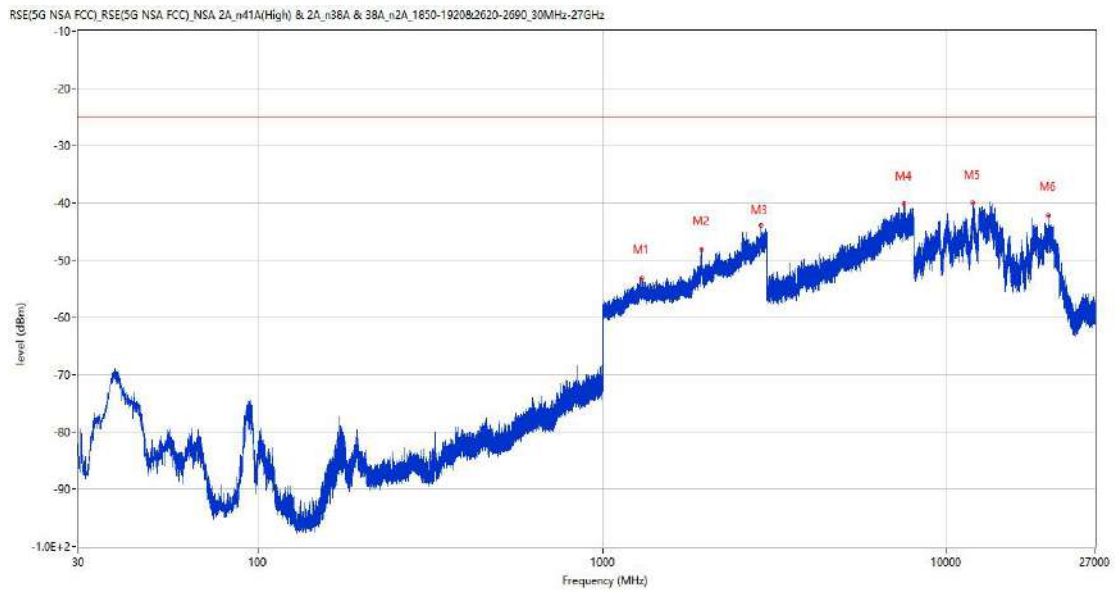
Frequency (MHz)	Result (dBm)	Factor (dB)	PK Limit (dBm)	Over Limit (dB)	Table (o)	ANT	EUT	Verdict
1294.200	-53.16	-0.53	-25.0	28.16	220.00	Horizontal	Horizontal	Pass
1941.100	-36.12	1.80	-25.0	11.12	240.00	Horizontal	Horizontal	N/A
2563.800	-43.79	7.73	-25.0	18.79	141.00	Horizontal	Horizontal	N/A
2630.200	-43.44	7.44	-25.0	18.44	128.00	Horizontal	Horizontal	N/A
7110.500	-40.76	13.74	-25.0	15.76	166.00	Horizontal	Horizontal	Pass
13401.000	-39.46	16.99	-25.0	14.46	260.00	Horizontal	Horizontal	Pass

RSE-H&V DC_2A_n38A BW20(LTE)+BW40(NR)



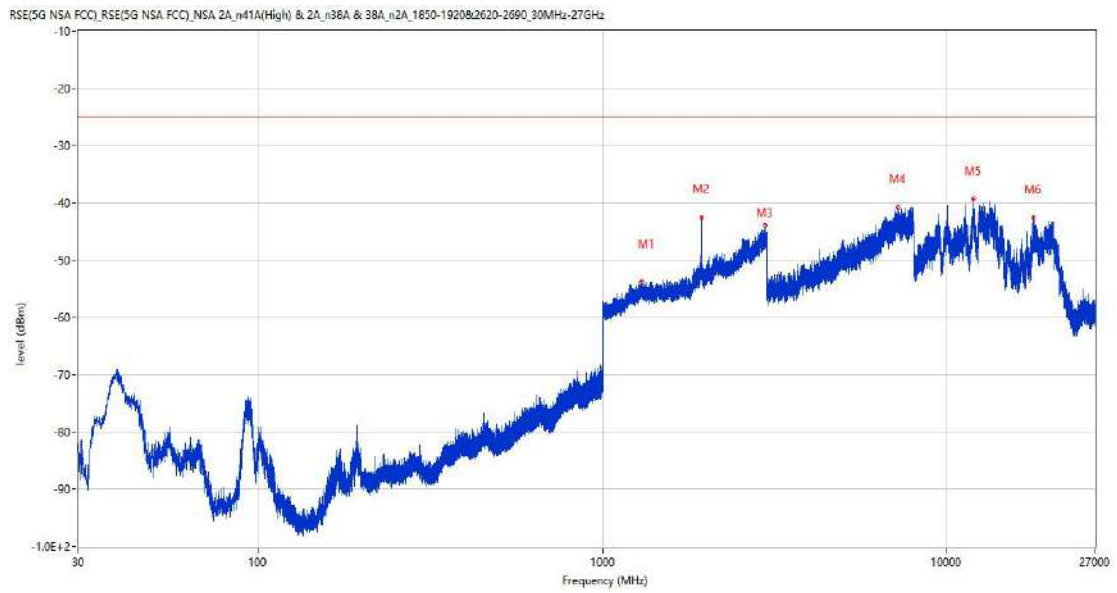
Frequency (MHz)	Result (dBm)	Factor (dB)	PK Limit (dBm)	Over Limit (dB)	Table (o)	ANT	EUT	Verdict
1445.800	-52.88	-0.63	-25.0	27.88	360.00	Horizontal	Vertical	Pass
1941.000	-37.94	1.79	-25.0	12.94	231.00	Horizontal	Vertical	N/A
3861.250	-48.74	7.09	-25.0	23.74	309.00	Horizontal	Vertical	Pass
7261.750	-39.72	14.66	-25.0	14.72	189.00	Horizontal	Vertical	Pass
13377.112	-40.01	16.79	-25.0	15.01	360.00	Horizontal	Vertical	Pass
17977.950	-42.95	13.40	-25.0	17.95	98.00	Horizontal	Vertical	Pass

RSE-V&V DC_2A_n38A BW20(LTE)+BW40(NR)



Frequency (MHz)	Result (dBm)	Factor (dB)	PK Limit (dBm)	Over Limit (dB)	Table (o)	ANT	EUT	Verdict
1300.200	-53.18	-0.57	-25.0	28.18	360.00	Vertical	Vertical	Pass
1944.300	-48.12	2.11	-25.0	23.12	86.00	Vertical	Vertical	N/A
2892.000	-43.98	10.26	-25.0	18.98	92.00	Vertical	Vertical	Pass
7532.000	-40.18	13.18	-25.0	15.18	77.00	Vertical	Vertical	Pass
11917.563	-40.02	13.96	-25.0	15.02	140.00	Vertical	Vertical	Pass
19730.250	-42.20	12.94	-25.0	17.20	360.00	Vertical	Vertical	Pass

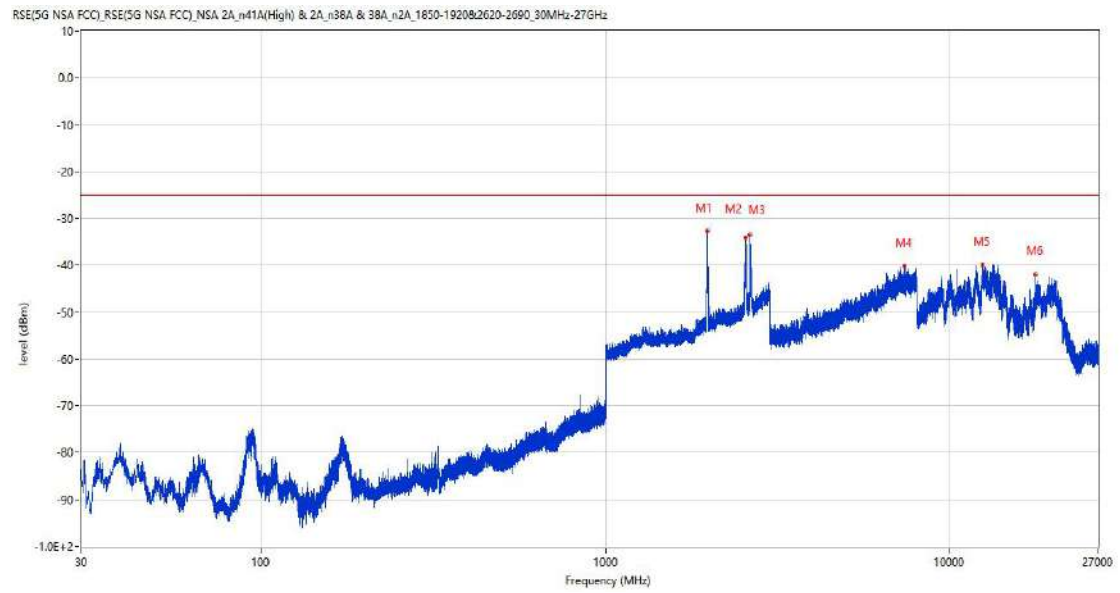
RSE-V&H DC_2A_n38A BW20(LTE)+BW40(NR)



Frequency (MHz)	Result (dBm)	Factor (dB)	PK Limit (dBm)	Over Limit (dB)	Table (o)	ANT	EUT	Verdict
1305.000	-53.71	-0.21	-25.0	28.71	360.00	Vertical	Horizontal	Pass
1939.400	-42.54	1.74	-25.0	17.54	102.00	Vertical	Horizontal	N/A
2964.600	-43.87	10.49	-25.0	18.87	248.00	Vertical	Horizontal	Pass
7203.750	-40.77	14.14	-25.0	15.77	34.00	Vertical	Horizontal	Pass
11983.350	-39.39	13.88	-25.0	14.39	227.00	Vertical	Horizontal	Pass
17913.901	-42.62	13.22	-25.0	17.62	128.00	Vertical	Horizontal	Pass

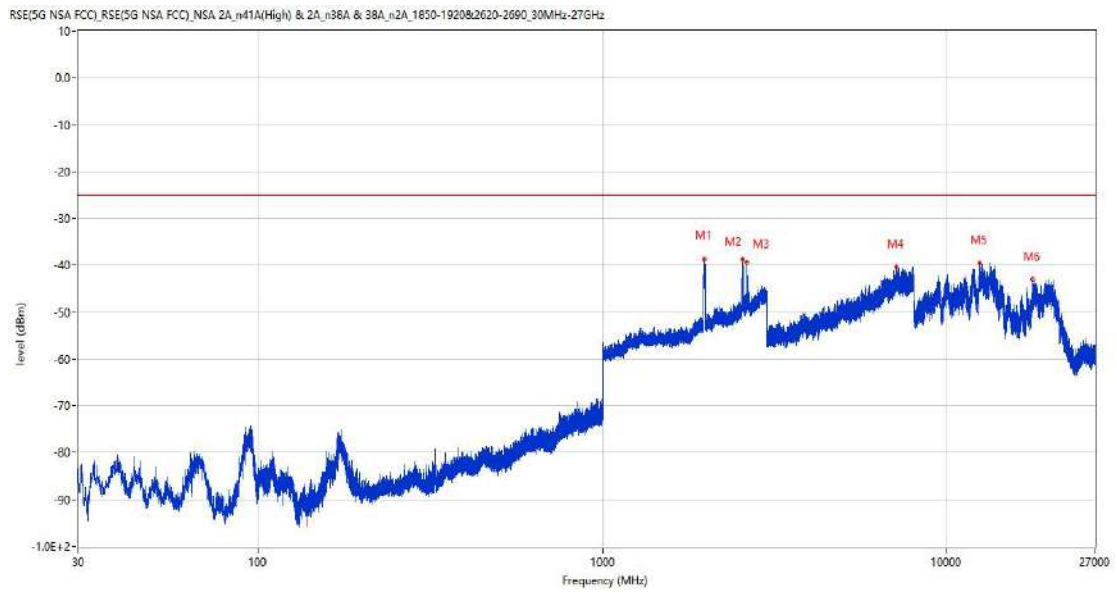
29.2 DC_2A_n38A BW20(LTE)+BW40(NR), QPSK, High Channel

RSE-H&H DC_2A_n38A BW20(LTE)+BW40(NR)



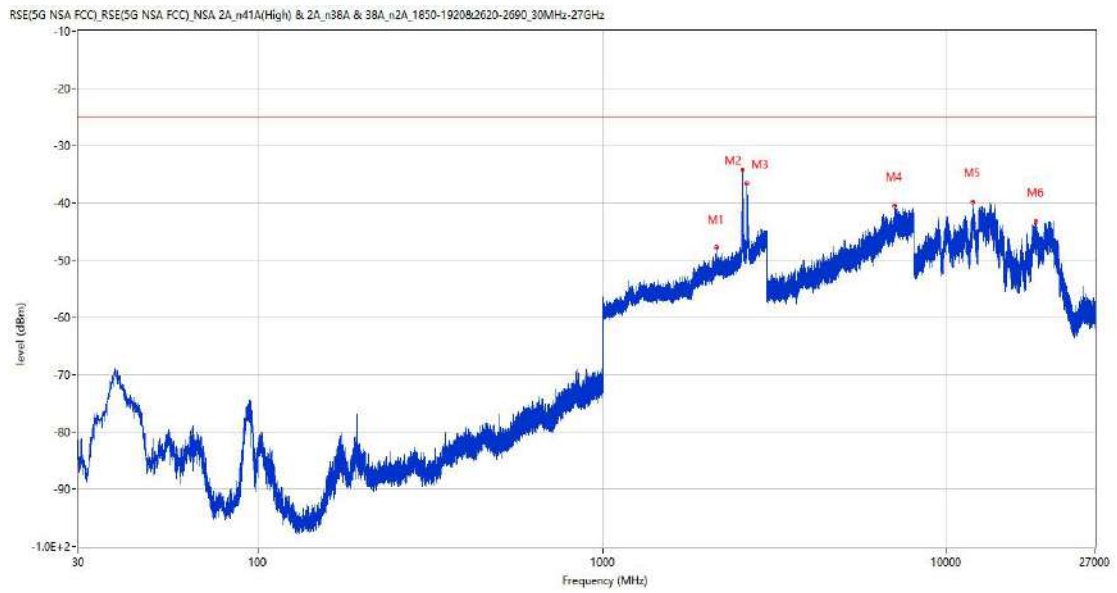
Frequency (MHz)	Result (dBm)	Factor (dB)	PK Limit (dBm)	Over Limit (dB)	Table (o)	ANT	EUT	Verdict
1981.600	-32.77	1.59	-25.0	7.77	64.00	Horizontal	Horizontal	N/A
2556.700	-34.11	7.37	-25.0	9.11	78.00	Horizontal	Horizontal	N/A
2630.200	-33.57	7.44	-25.0	8.57	151.00	Horizontal	Horizontal	N/A
7401.000	-40.13	13.85	-25.0	15.13	255.00	Horizontal	Horizontal	Pass
12502.762	-39.99	14.68	-25.0	14.99	186.00	Horizontal	Horizontal	Pass
17800.761	-41.91	13.18	-25.0	16.91	241.00	Horizontal	Horizontal	Pass

RSE-H&V DC_2A_n38A BW20(LTE)+BW40(NR)



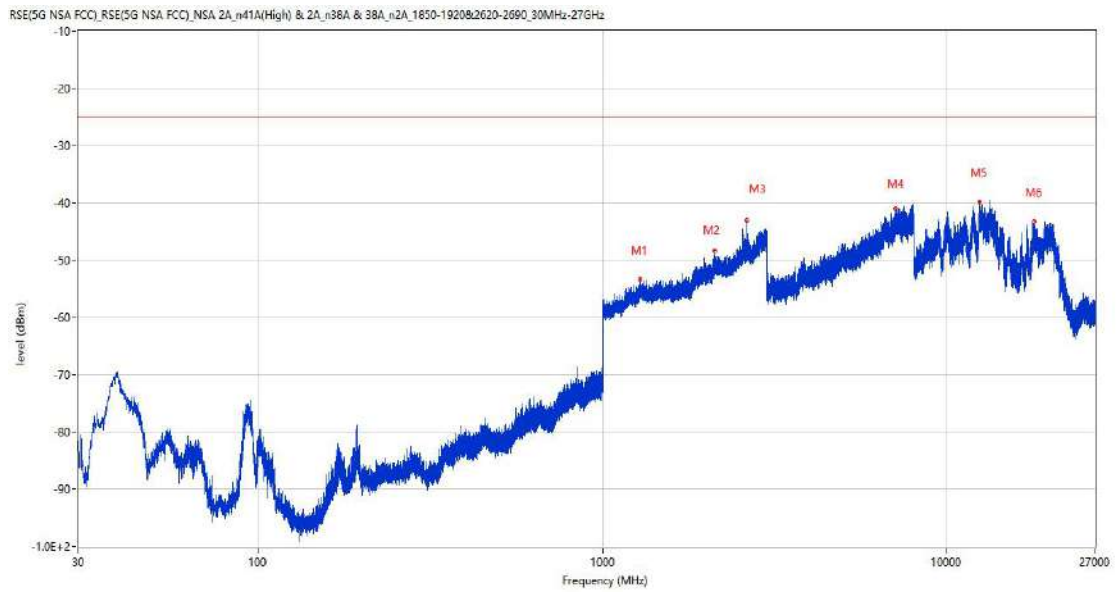
Frequency (MHz)	Result (dBm)	Factor (dB)	PK Limit (dBm)	Over Limit (dB)	Table (o)	ANT	EUT	Verdict
1981.300	-38.59	1.60	-25.0	13.59	52.00	Horizontal	Vertical	N/A
2557.100	-38.62	7.45	-25.0	13.62	360.00	Horizontal	Vertical	N/A
2629.300	-39.33	7.48	-25.0	14.33	144.00	Horizontal	Vertical	N/A
7158.750	-40.40	13.85	-25.0	15.40	212.00	Horizontal	Vertical	Pass
12500.862	-39.60	14.71	-25.0	14.60	0.00	Horizontal	Vertical	Pass
17801.026	-43.12	13.17	-25.0	18.12	205.00	Horizontal	Vertical	Pass

RSE-V&V DC_2A_n38A BW20(LTE)+BW40(NR)



Frequency (MHz)	Result (dBm)	Factor (dB)	PK Limit (dBm)	Over Limit (dB)	Table (o)	ANT	EUT	Verdict
2148.800	-47.81	4.04	-25.0	22.81	26.00	Vertical	Vertical	Pass
2556.300	-34.21	7.44	-25.0	9.21	19.00	Vertical	Vertical	N/A
2628.800	-36.62	7.50	-25.0	11.62	77.00	Vertical	Vertical	N/A
7059.750	-40.48	13.50	-25.0	15.48	177.00	Vertical	Vertical	Pass
11924.688	-39.76	13.97	-25.0	14.76	68.00	Vertical	Vertical	Pass
18206.550	-43.17	12.86	-25.0	18.17	45.00	Vertical	Vertical	Pass

RSE-V&H DC_2A_n38A BW20(LTE)+BW40(NR)

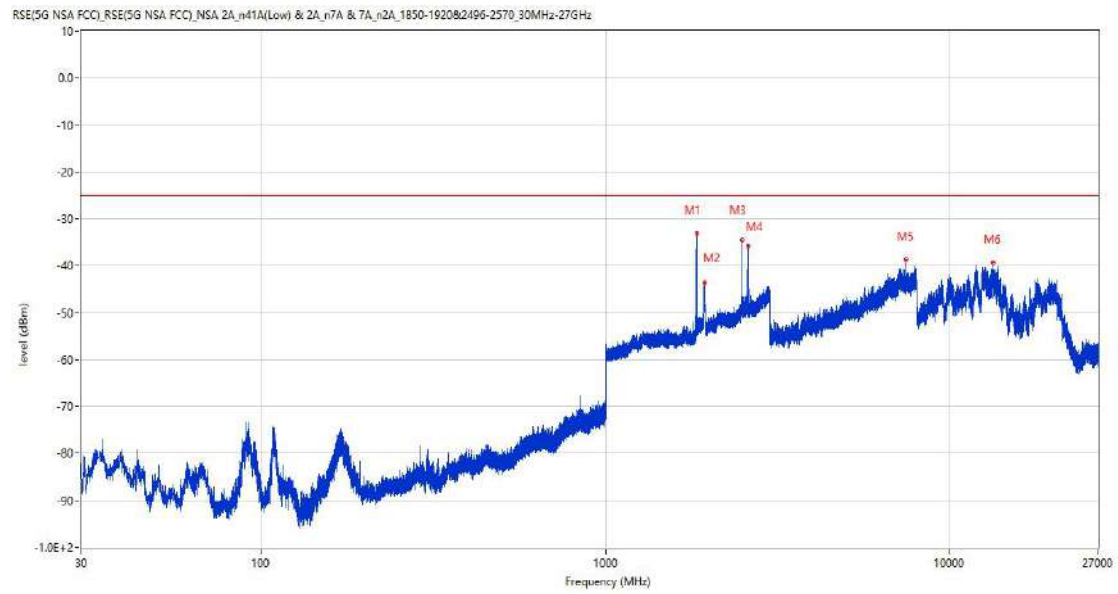


Frequency (MHz)	Result (dBm)	Factor (dB)	PK Limit (dBm)	Over Limit (dB)	Table (o)	ANT	EUT	Verdict
1283.300	-53.39	-0.61	-25.0	28.39	133.00	Vertical	Horizontal	Pass
2119.500	-48.32	3.97	-25.0	23.32	43.00	Vertical	Horizontal	Pass
2629.600	-43.02	7.45	-25.0	18.02	56.00	Vertical	Horizontal	N/A
7091.500	-41.02	13.51	-25.0	16.02	193.00	Vertical	Horizontal	Pass
12468.799	-39.75	14.44	-25.0	14.75	344.00	Vertical	Horizontal	Pass
17966.399	-43.20	13.68	-25.0	18.20	60.00	Vertical	Horizontal	Pass

30 DC_2A_n41A

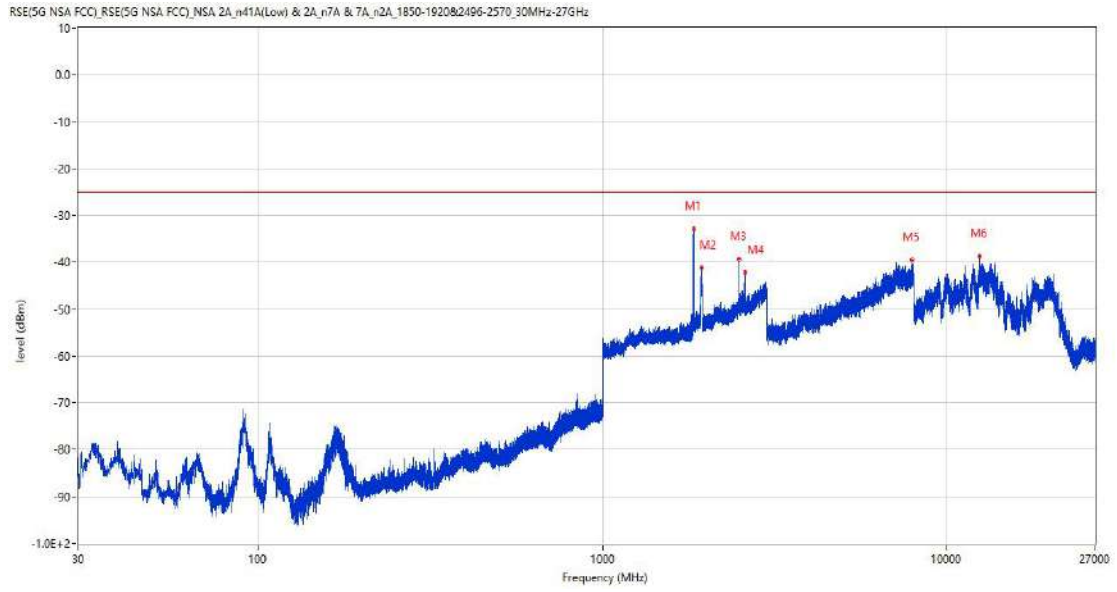
30.1 DC_2A_n41A BW20(LTE)+BW100 (NR), QPSK, Low Channel

RSE-H&H DC_2A_n41A BW20(LTE)+BW100(NR)



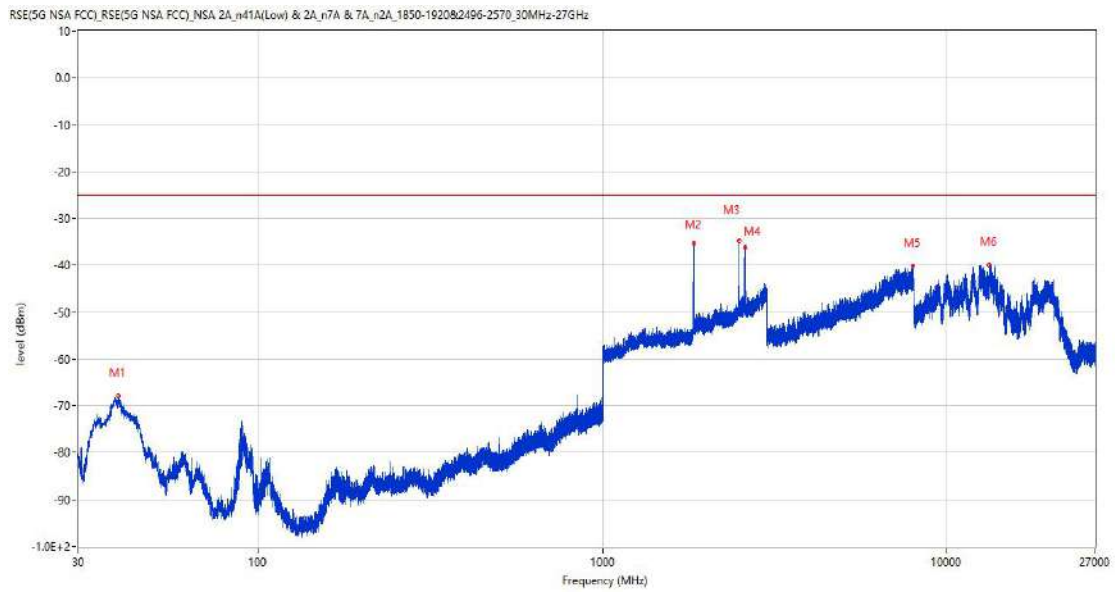
Frequency (MHz)	Result (dBm)	Factor (dB)	PK Limit (dBm)	Over Limit (dB)	Table (o)	ANT	EUT	Verdict
1839.900	-33.03	1.73	-25.0	8.03	12.00	Horizontal	Horizontal	N/A
1940.500	-43.62	1.83	-25.0	18.62	257.00	Horizontal	Horizontal	N/A
2497.800	-34.53	6.92	-25.0	9.53	362.00	Horizontal	Horizontal	N/A
2591.200	-35.78	7.25	-25.0	10.78	144.00	Horizontal	Horizontal	N/A
7490.000	-38.68	14.05	-25.0	13.68	360.00	Horizontal	Horizontal	Pass
13349.550	-39.23	16.52	-25.0	14.23	268.00	Horizontal	Horizontal	Pass

RSE-H&V DC_2A_n41A BW20(LTE)+BW100(NR)



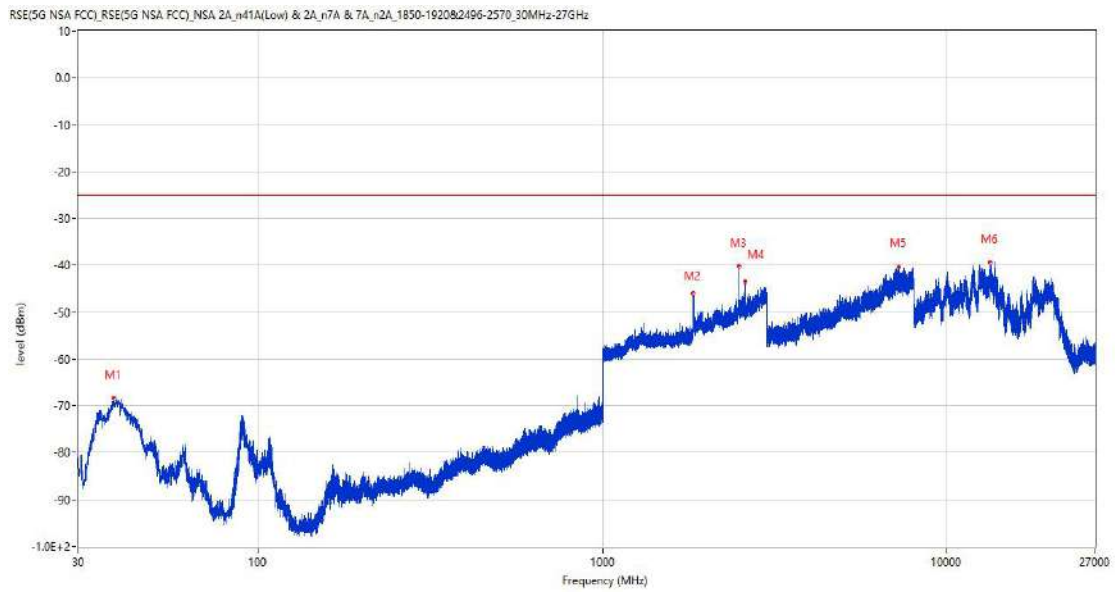
Frequency (MHz)	Result (dBm)	Factor (dB)	PK Limit (dBm)	Over Limit (dB)	Table (o)	ANT	EUT	Verdict
1840.800	-32.98	1.74	-25.0	7.98	1.00	Horizontal	Vertical	N/A
1940.500	-41.26	1.83	-25.0	16.26	190.00	Horizontal	Vertical	N/A
2497.500	-39.28	6.92	-25.0	14.28	1.00	Horizontal	Vertical	N/A
2595.800	-42.22	6.65	-25.0	17.22	106.00	Horizontal	Vertical	N/A
7944.500	-39.55	15.01	-25.0	14.55	200.00	Horizontal	Vertical	Pass
12484.950	-38.78	14.58	-25.0	13.78	81.00	Horizontal	Vertical	Pass

RSE-V&V DC_2A_n41A BW20(LTE)+BW100(NR)



Frequency (MHz)	Result (dBm)	Factor (dB)	PK Limit (dBm)	Over Limit (dB)	Table (o)	ANT	EUT	Verdict
39.264	-67.86	-19.69	-25.0	42.86	58.00	Vertical	Vertical	Pass
1840.700	-35.33	1.74	-25.0	10.33	305.00	Vertical	Vertical	N/A
2497.700	-34.84	6.92	-25.0	9.84	36.00	Vertical	Vertical	N/A
2591.300	-36.15	7.24	-25.0	11.15	28.00	Vertical	Vertical	N/A
7970.750	-40.21	15.29	-25.0	15.21	360.00	Vertical	Vertical	Pass
13325.400	-39.87	15.57	-25.0	14.87	298.00	Vertical	Vertical	Pass

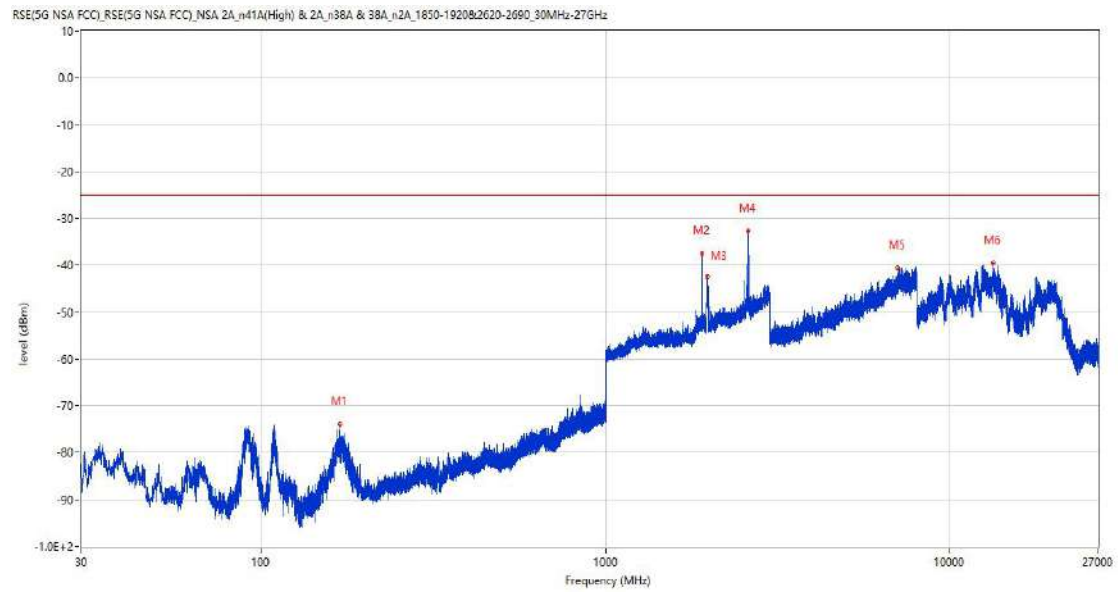
RSE-V&H DC_2A_n41A BW20(LTE)+BW100(NR)



Frequency (MHz)	Result (dBm)	Factor (dB)	PK Limit (dBm)	Over Limit (dB)	Table (o)	ANT	EUT	Verdict
38.051	-68.31	-20.40	-25.0	43.31	200.00	Vertical	Horizontal	Pass
1836.200	-45.91	0.92	-25.0	20.91	1.00	Vertical	Horizontal	N/A
2497.800	-40.09	6.92	-25.0	15.09	1.00	Vertical	Horizontal	N/A
2595.900	-43.40	6.64	-25.0	18.40	37.00	Vertical	Horizontal	N/A
7260.500	-40.24	14.72	-25.0	15.24	31.00	Vertical	Horizontal	Pass
13394.437	-39.25	16.96	-25.0	14.25	89.00	Vertical	Horizontal	Pass

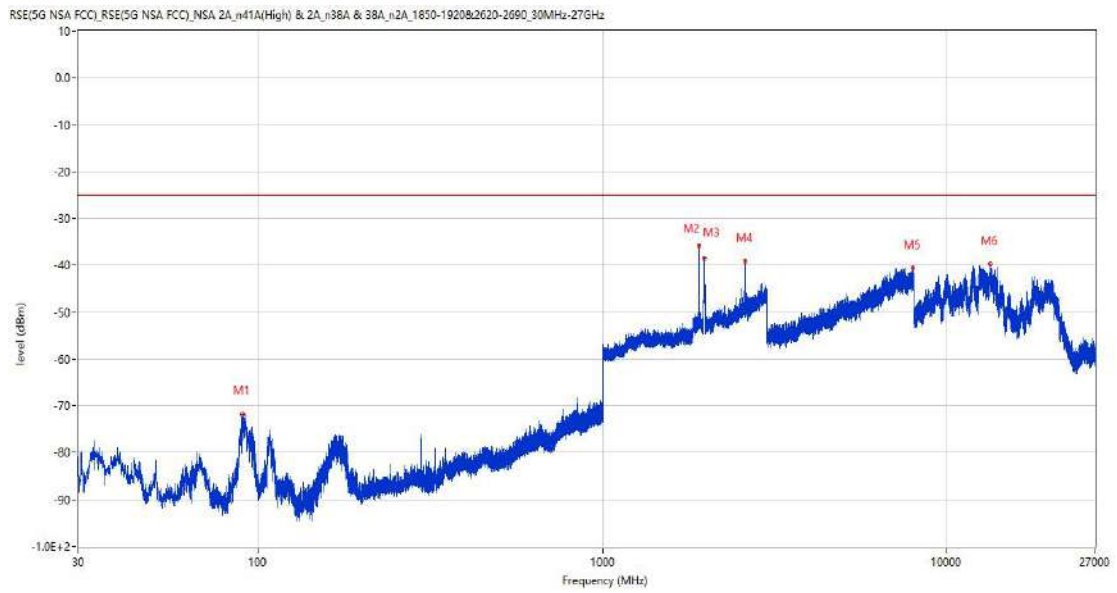
30.2 DC_2A_n41A BW20(LTE)+BW100(NR), QPSK, High Channel

RSE-H&H DC_2A_n41A BW20(LTE)+BW100NR)



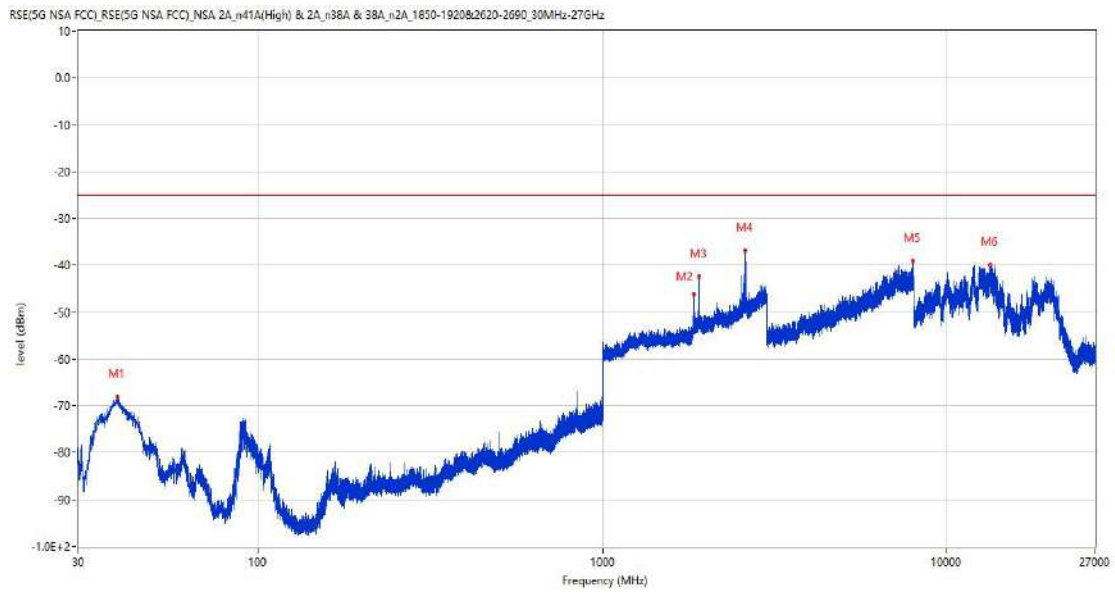
Frequency (MHz)	Result (dBm)	Factor (dB)	PK Limit (dBm)	Over Limit (dB)	Table (o)	ANT	EUT	Verdict
169.050	-73.87	-18.34	-25.0	48.87	116.00	Horizontal	Horizontal	Pass
1909.700	-37.52	2.91	-25.0	12.52	143.00	Horizontal	Horizontal	N/A
1980.300	-42.50	1.72	-25.0	17.50	248.00	Horizontal	Horizontal	N/A
2592.000	-32.68	6.63	-25.0	7.68	163.00	Horizontal	Horizontal	N/A
7038.750	-40.52	13.33	-25.0	15.52	252.00	Horizontal	Horizontal	Pass
13381.838	-39.59	16.84	-25.0	14.59	0.00	Horizontal	Horizontal	Pass

RSE-H&V DC_2A_n41A BW20(LTE)+BW100NR



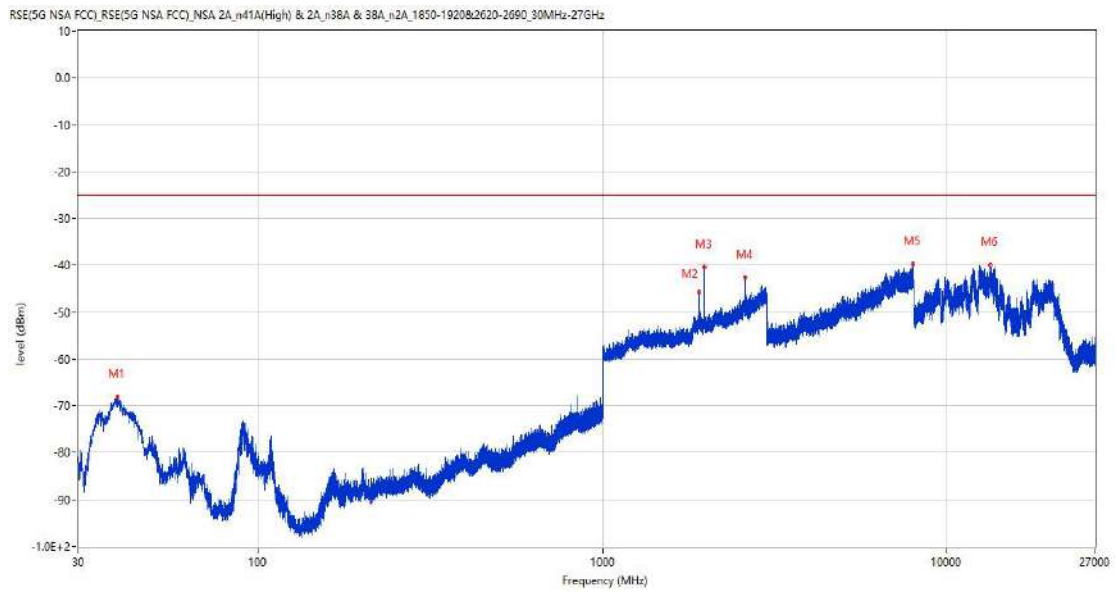
Frequency (MHz)	Result (dBm)	Factor (dB)	PK Limit (dBm)	Over Limit (dB)	Table (o)	ANT	EUT	Verdict
89.994	-71.74	-19.32	-25.0	46.74	269.00	Horizontal	Vertical	Pass
1909.800	-35.69	2.91	-25.0	10.69	188.00	Horizontal	Vertical	N/A
1981.700	-38.53	1.55	-25.0	13.53	40.00	Horizontal	Vertical	N/A
2596.400	-39.12	7.34	-25.0	14.12	150.00	Horizontal	Vertical	N/A
7964.750	-40.51	15.06	-25.0	15.51	360.00	Horizontal	Vertical	Pass
13354.537	-39.73	16.58	-25.0	14.73	316.00	Horizontal	Vertical	Pass

RSE-V&V DC_2A_n41A BW20(LTE)+BW100NR



Frequency (MHz)	Result (dBm)	Factor (dB)	PK Limit (dBm)	Over Limit (dB)	Table (o)	ANT	EUT	Verdict
38.924	-68.10	-19.83	-25.0	43.10	179.00	Vertical	Vertical	Pass
1842.400	-46.13	1.71	-25.0	21.13	295.00	Vertical	Vertical	Pass
1909.800	-42.36	2.91	-25.0	17.36	261.00	Vertical	Vertical	N/A
2591.900	-36.84	6.62	-25.0	11.84	106.00	Vertical	Vertical	N/A
7980.750	-39.05	14.75	-25.0	14.05	356.00	Vertical	Vertical	Pass
13343.250	-40.00	16.27	-25.0	15.00	289.00	Vertical	Vertical	Pass

RSE-V&H DC_2A_n41A BW20(LTE)+BW100NR)

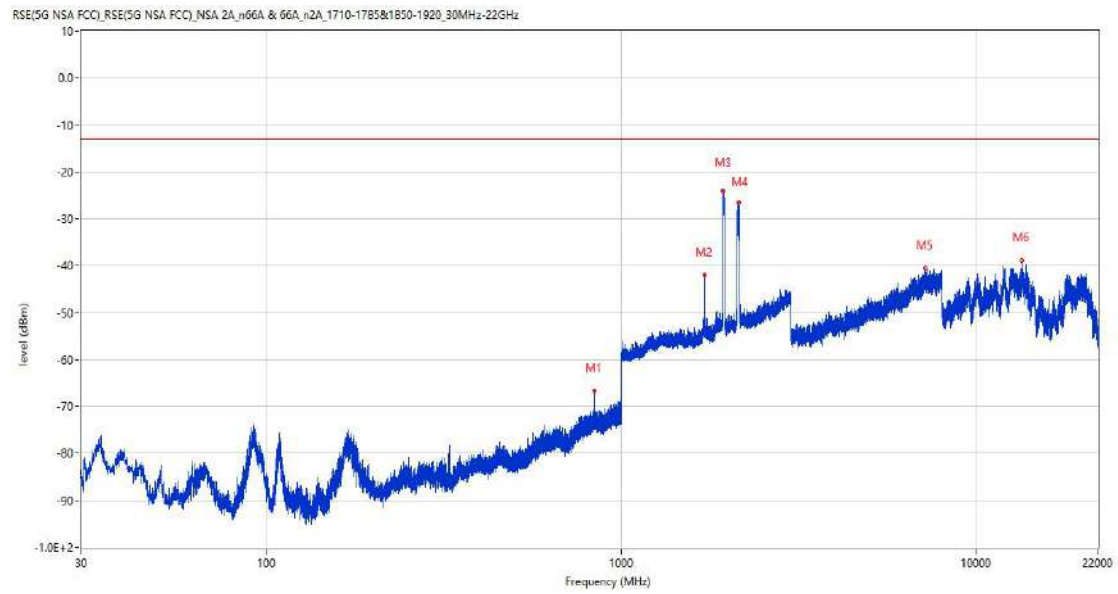


Frequency (MHz)	Result (dBm)	Factor (dB)	PK Limit (dBm)	Over Limit (dB)	Table (o)	ANT	EUT	Verdict
38.924	-68.10	-19.83	-25.0	43.10	256.00	Vertical	Horizontal	Pass
1909.700	-45.69	2.91	-25.0	20.69	1.00	Vertical	Horizontal	N/A
1980.500	-40.32	1.74	-25.0	15.32	360.00	Vertical	Horizontal	N/A
2592.000	-42.63	6.63	-25.0	17.63	28.00	Vertical	Horizontal	N/A
7957.250	-39.80	15.04	-25.0	14.80	154.00	Vertical	Horizontal	Pass
13391.287	-39.97	16.93	-25.0	14.97	40.00	Vertical	Horizontal	Pass

31 DC_2A_n66A

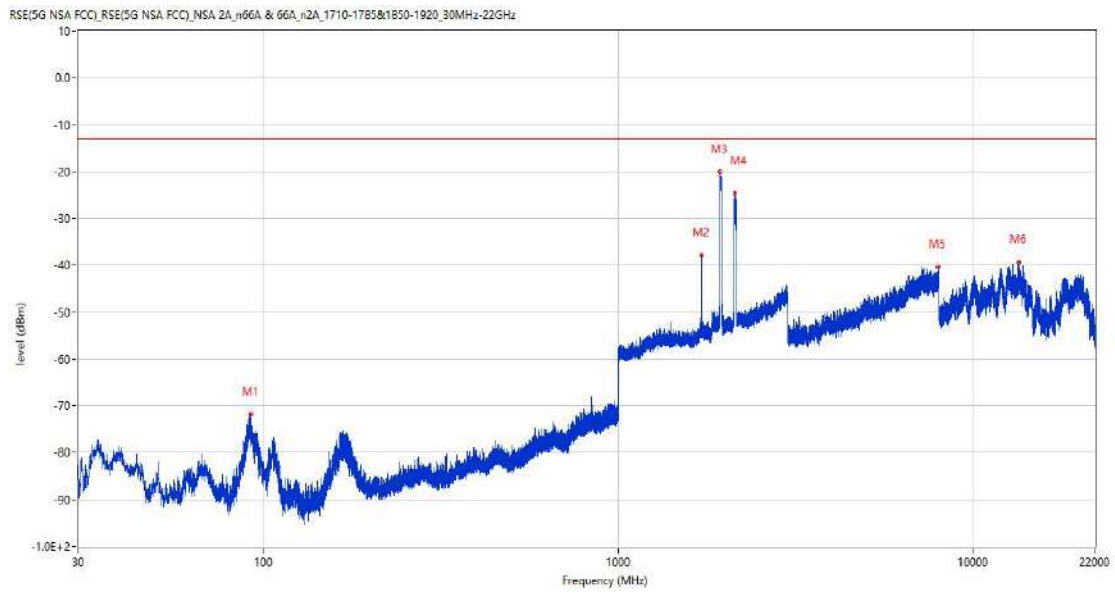
31.1 DC_2A_n66A BW20(LTE)+BW40(NR), QPSK, Low Channel

RSE-H&H DC_2A_n66A BW20(LTE)+BW40(NR)



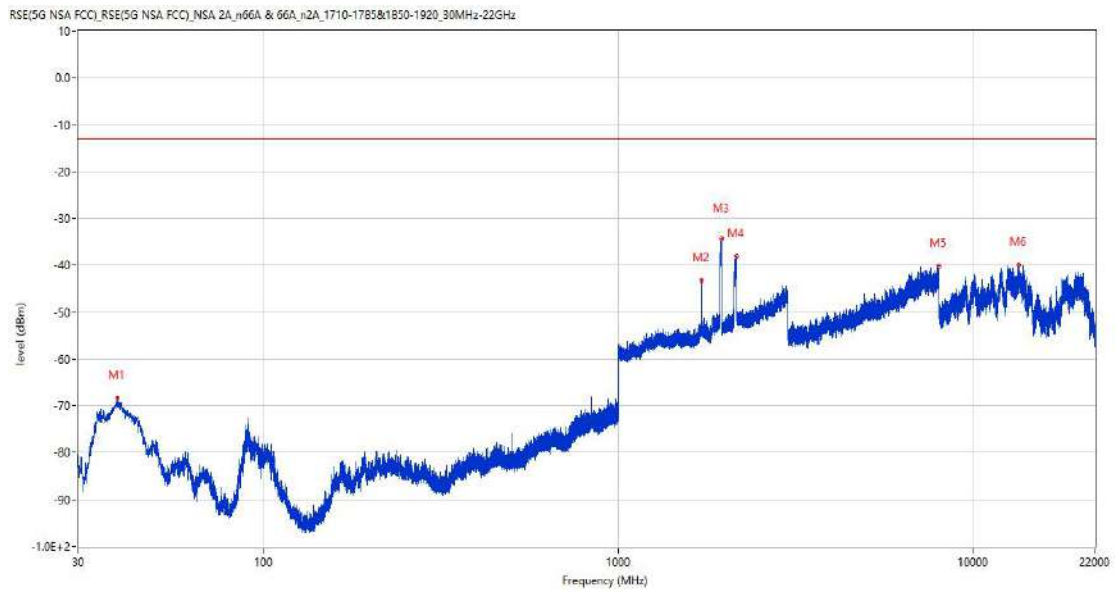
Frequency (MHz)	Result (dBm)	Factor (dB)	PK Limit (dBm)	Over Limit (dB)	Table (o)	ANT	EUT	Verdict
839.998	-66.74	-0.14	-13.0	53.74	179.00	Horizontal	Horizontal	Pass
1711.400	-41.99	1.27	-13.0	28.99	1.00	Horizontal	Horizontal	N/A
1934.400	-23.95	2.06	-13.0	10.95	257.00	Horizontal	Horizontal	N/A
2133.700	-26.43	3.62	-13.0	13.43	212.00	Horizontal	Horizontal	N/A
7165.500	-40.55	13.96	-13.0	27.55	360.00	Horizontal	Horizontal	Pass
13390.500	-38.91	16.92	-13.0	25.91	51.00	Horizontal	Horizontal	Pass

RSE-H&V DC_2A_n66A BW20(LTE)+BW40(NR)



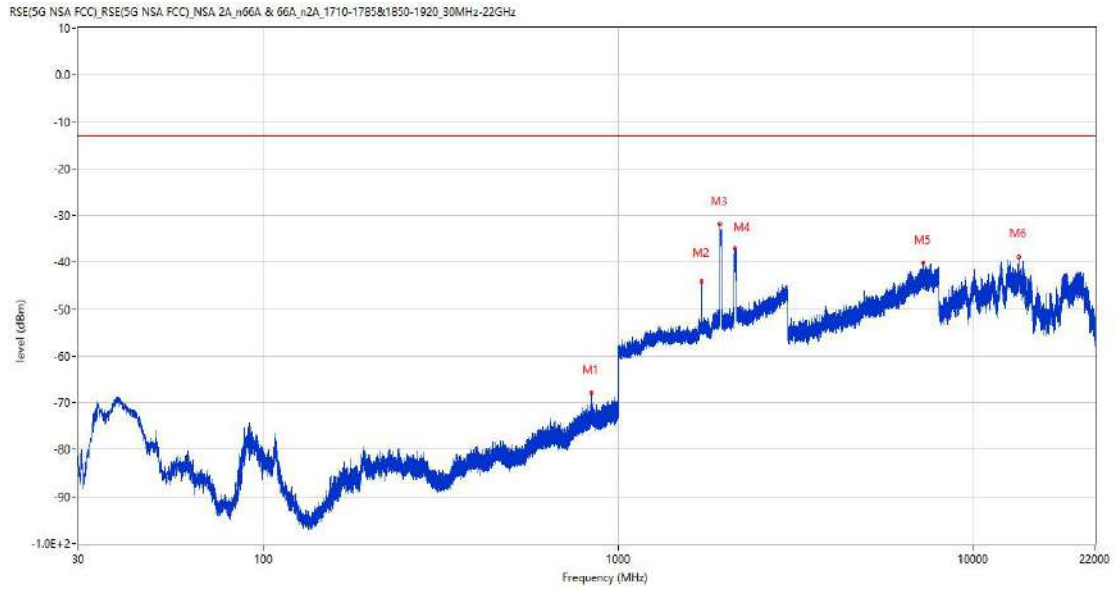
Frequency (MHz)	Result (dBm)	Factor (dB)	PK Limit (dBm)	Over Limit (dB)	Table (o)	ANT	EUT	Verdict
92.032	-71.91	-19.38	-13.0	58.91	277.00	Horizontal	Vertical	Pass
1711.400	-37.81	1.27	-13.0	24.81	146.00	Horizontal	Vertical	N/A
1933.100	-20.04	2.40	-13.0	7.04	190.00	Horizontal	Vertical	N/A
2117.700	-24.68	3.54	-13.0	11.68	137.00	Horizontal	Vertical	N/A
7954.000	-40.28	14.96	-13.0	27.28	67.00	Horizontal	Vertical	Pass
13383.937	-39.30	16.86	-13.0	26.30	240.00	Horizontal	Vertical	Pass

RSE-V&V DC_2A_n66A BW20(LTE)+BW40(NR)



Frequency (MHz)	Result (dBm)	Factor (dB)	PK Limit (dBm)	Over Limit (dB)	Table (o)	ANT	EUT	Verdict
38.681	-68.30	-19.98	-13.0	55.30	85.00	Vertical	Vertical	Pass
1711.500	-43.20	1.27	-13.0	30.20	340.00	Vertical	Vertical	N/A
1945.800	-34.43	1.84	-13.0	21.43	306.00	Vertical	Vertical	N/A
2148.400	-38.08	3.92	-13.0	25.08	1.00	Vertical	Vertical	N/A
7959.500	-40.18	15.16	-13.0	27.18	356.00	Vertical	Vertical	Pass
13369.238	-39.85	16.72	-13.0	26.85	1.00	Vertical	Vertical	Pass

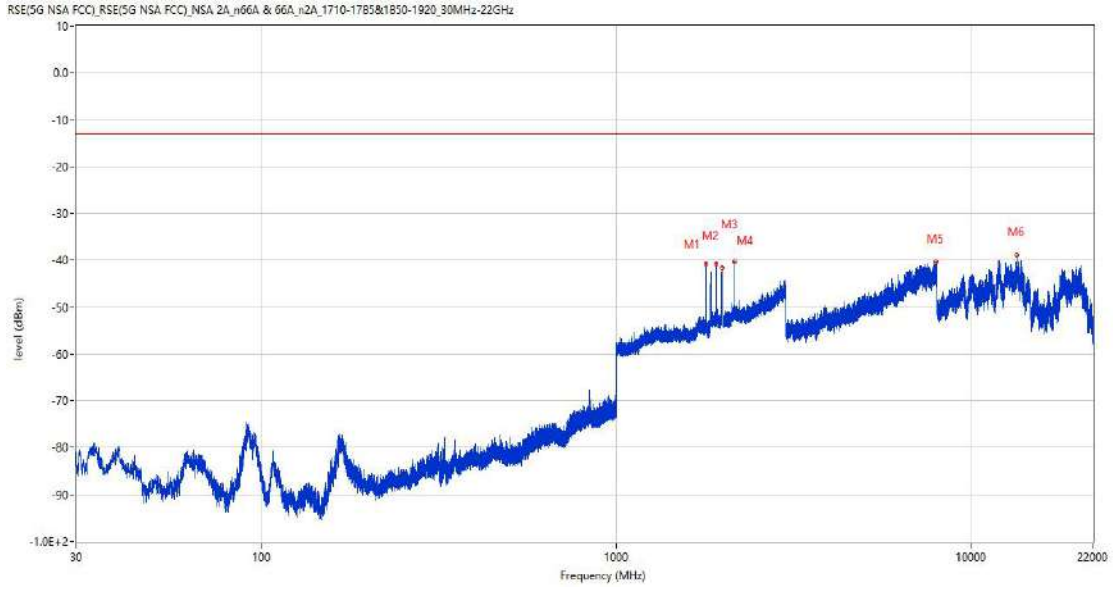
RSE-V&H DC_2A_n66A BW20(LTE)+BW40(NR)



Frequency (MHz)	Result (dBm)	Factor (dB)	PK Limit (dBm)	Over Limit (dB)	Table (o)	ANT	EUT	Verdict
839.998	-67.97	-0.14	-13.0	54.97	269.00	Vertical	Horizontal	Pass
1711.500	-44.03	1.27	-13.0	31.03	173.00	Vertical	Horizontal	N/A
1933.300	-31.92	2.33	-13.0	18.92	138.00	Vertical	Horizontal	N/A
2122.300	-37.05	3.56	-13.0	24.05	130.00	Vertical	Horizontal	N/A
7227.500	-40.22	14.17	-13.0	27.22	360.00	Vertical	Horizontal	Pass
13365.037	-38.81	16.68	-13.0	25.81	320.00	Vertical	Horizontal	Pass

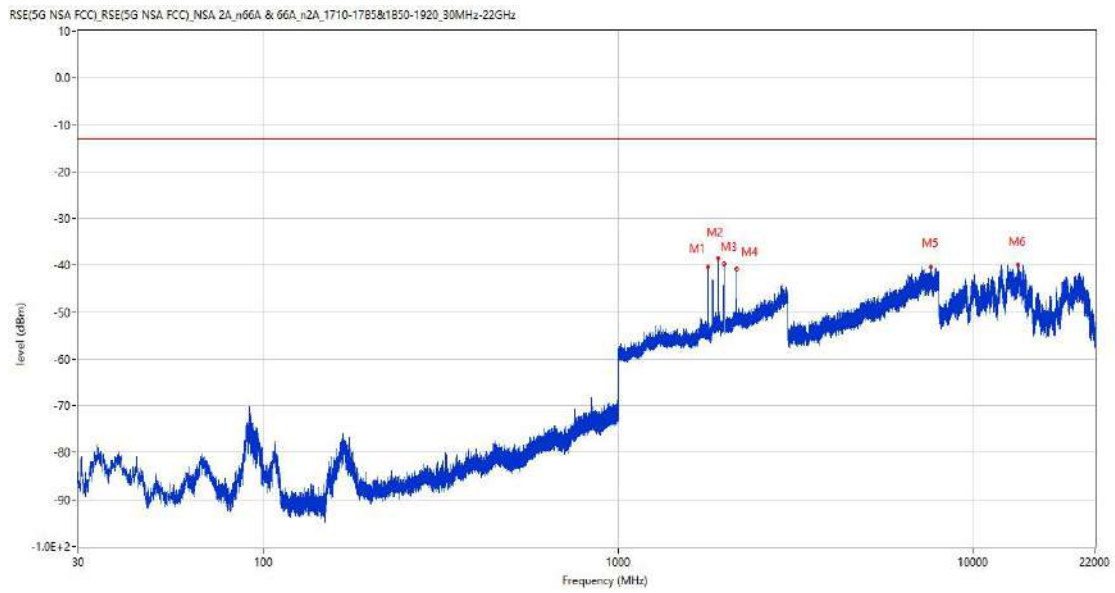
31.2 DC_2A_n66A BW20(LTE)+BW40(NR), QPSK, High Channel

RSE-H&H DC_2A_n66A BW20(LTE)+BW40(NR)



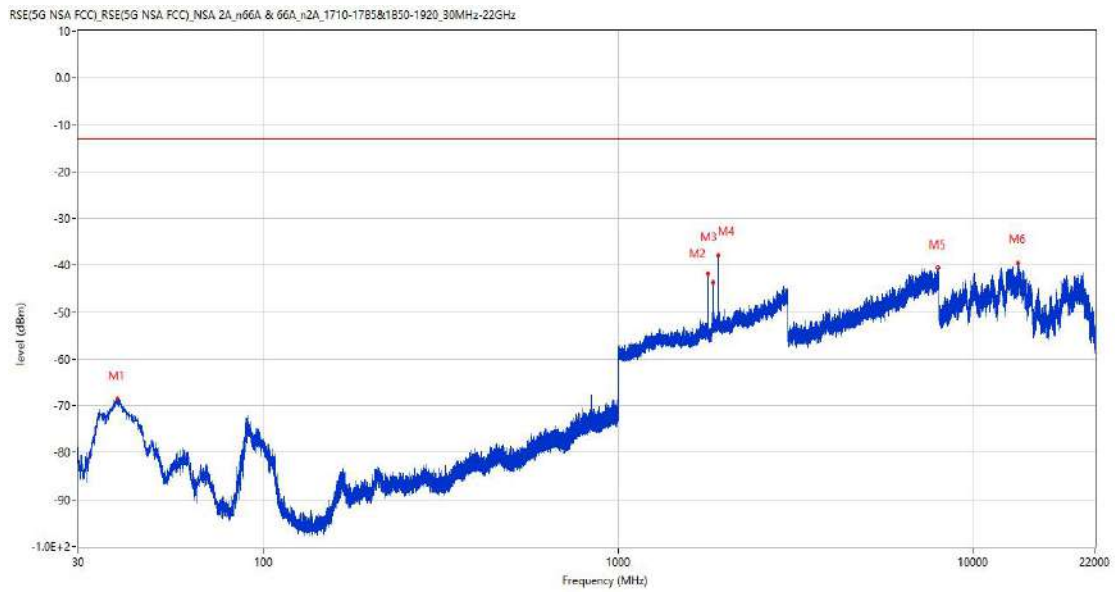
Frequency (MHz)	Result (dBm)	Factor (dB)	PK Limit (dBm)	Over Limit (dB)	Table (o)	ANT	EUT	Verdict
1780.100	-40.82	0.66	-13.0	27.82	156.00	Horizontal	Horizontal	N/A
1909.800	-40.76	2.86	-13.0	27.76	360.00	Horizontal	Horizontal	N/A
1980.700	-41.59	1.62	-13.0	28.59	249.00	Horizontal	Horizontal	N/A
2144.500	-40.35	4.13	-13.0	27.35	207.00	Horizontal	Horizontal	N/A
7930.000	-40.40	14.82	-13.0	27.40	44.00	Horizontal	Horizontal	Pass
13390.763	-38.84	16.92	-13.0	25.84	181.00	Horizontal	Horizontal	Pass

RSE-H&V DC_2A_n66A BW20(LTE)+BW40(NR)



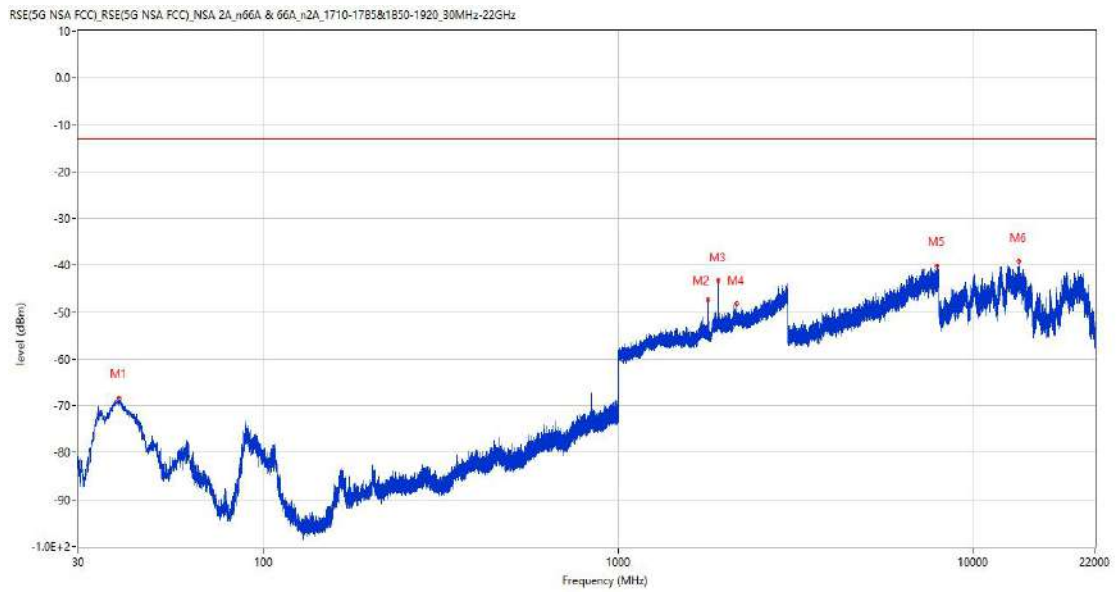
Frequency (MHz)	Result (dBm)	Factor (dB)	PK Limit (dBm)	Over Limit (dB)	Table (o)	ANT	EUT	Verdict
1780.000	-40.44	0.66	-13.0	27.44	2.00	Horizontal	Vertical	N/A
1909.900	-38.49	2.86	-13.0	25.49	1.00	Horizontal	Vertical	N/A
1981.000	-39.80	1.55	-13.0	26.80	79.00	Horizontal	Vertical	N/A
2143.400	-40.81	4.01	-13.0	27.81	182.00	Horizontal	Vertical	N/A
7578.750	-40.24	14.46	-13.0	27.24	129.00	Horizontal	Vertical	Pass
13338.000	-39.94	16.07	-13.0	26.94	39.00	Horizontal	Vertical	Pass

RSE-V&V DC_2A_n66A BW20(LTE)+BW40(NR)



Frequency (MHz)	Result (dBm)	Factor (dB)	PK Limit (dBm)	Over Limit (dB)	Table (o)	ANT	EUT	Verdict
38.584	-68.49	-20.04	-13.0	55.49	41.00	Vertical	Vertical	Pass
1780.000	-41.82	0.66	-13.0	28.82	26.00	Vertical	Vertical	N/A
1839.700	-43.73	2.22	-13.0	30.73	360.00	Vertical	Vertical	N/A
1909.600	-37.89	2.86	-13.0	24.89	360.00	Vertical	Vertical	N/A
7928.500	-40.50	14.92	-13.0	27.50	1.00	Vertical	Vertical	Pass
13336.688	-39.41	16.02	-13.0	26.41	360.00	Vertical	Vertical	Pass

RSE-V&H DC_2A_n66A BW20(LTE)+BW40(NR)

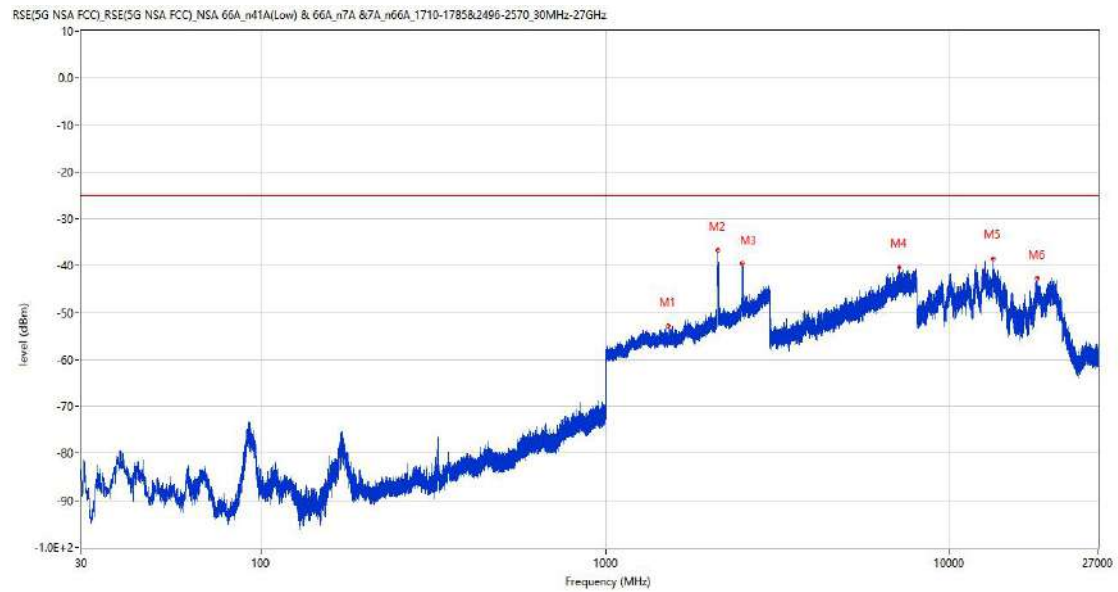


Frequency (MHz)	Result (dBm)	Factor (dB)	PK Limit (dBm)	Over Limit (dB)	Table (o)	ANT	EUT	Verdict
39.118	-68.21	-19.74	-13.0	55.21	209.00	Vertical	Horizontal	Pass
1780.000	-47.48	0.66	-13.0	34.48	334.00	Vertical	Horizontal	N/A
1909.800	-43.25	2.86	-13.0	30.25	16.00	Vertical	Horizontal	N/A
2148.600	-48.16	3.88	-13.0	35.16	360.00	Vertical	Horizontal	N/A
7888.500	-40.05	14.64	-13.0	27.05	1.00	Vertical	Horizontal	Pass
13389.712	-39.13	16.91	-13.0	26.13	360.00	Vertical	Horizontal	Pass

32 DC_4A_n7A

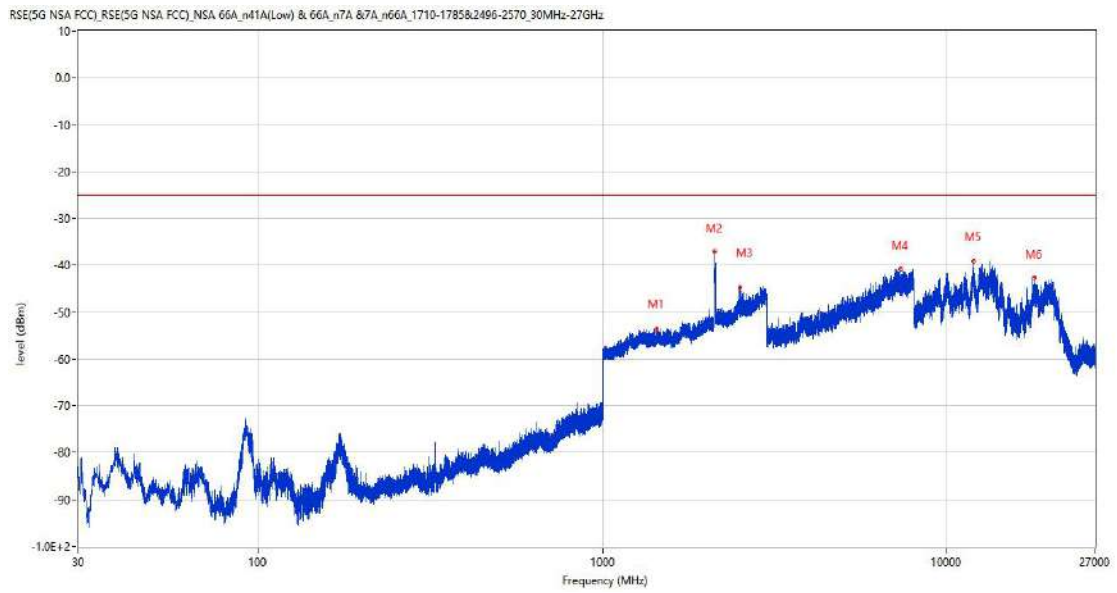
32.1 DC_4A_n7A BW20(LTE)+BW50(NR), QPSK, Low Channel

RSE-H&H DC_4A_n7A BW20(LTE)+BW50(NR)



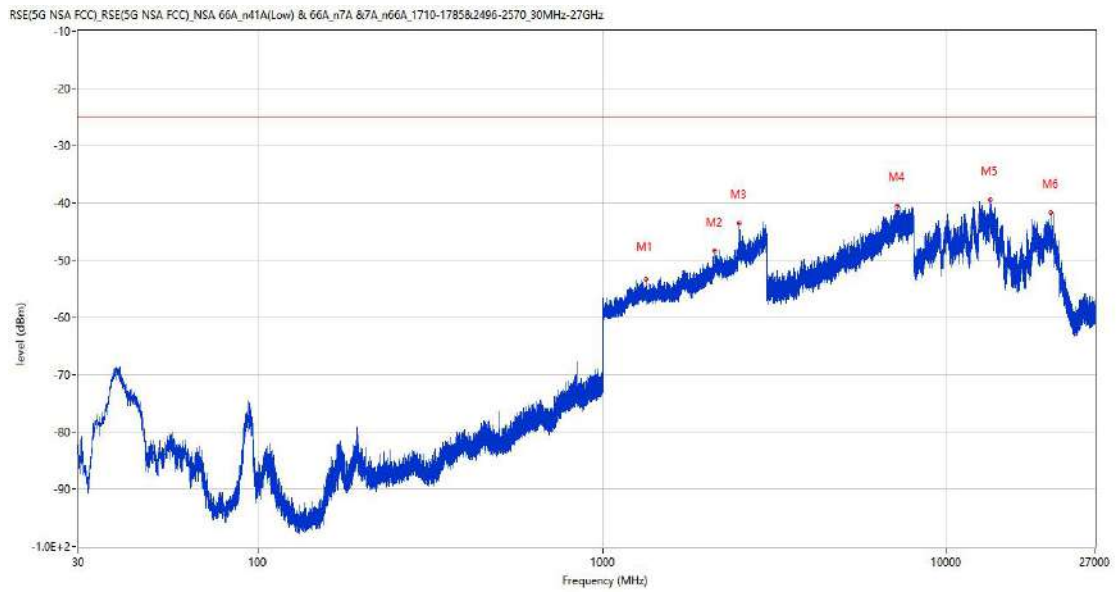
Frequency (MHz)	Result (dBm)	Factor (dB)	PK Limit (dBm)	Over Limit (dB)	Table (o)	ANT	EUT	Verdict
1524.300	-52.78	-0.86	-25.0	27.78	113.00	Horizontal	Horizontal	Pass
2120.600	-36.57	3.54	-25.0	11.57	225.00	Horizontal	Horizontal	N/A
2501.800	-39.50	7.14	-25.0	14.50	34.00	Horizontal	Horizontal	N/A
7134.000	-40.26	13.85	-25.0	15.26	21.00	Horizontal	Horizontal	Pass
13396.799	-38.39	16.98	-25.0	13.39	18.00	Horizontal	Horizontal	Pass
17929.386	-42.67	13.60	-25.0	17.67	145.00	Horizontal	Horizontal	Pass

RSE-H&V DC_4A_n7A BW20(LTE)+BW50(NR)



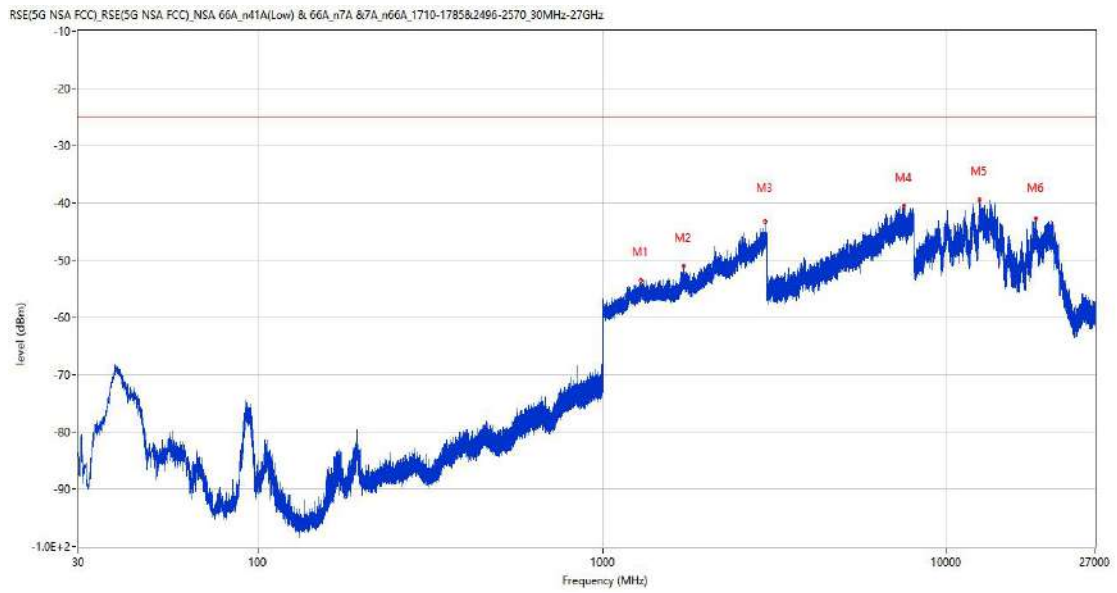
Frequency (MHz)	Result (dBm)	Factor (dB)	PK Limit (dBm)	Over Limit (dB)	Table (o)	ANT	EUT	Verdict
1435.400	-53.51	-0.88	-25.0	28.51	69.00	Horizontal	Vertical	Pass
2120.400	-37.07	3.56	-25.0	12.07	221.00	Horizontal	Vertical	N/A
2502.000	-44.63	7.14	-25.0	19.63	69.00	Horizontal	Vertical	N/A
7362.500	-40.77	14.32	-25.0	15.77	192.00	Horizontal	Vertical	Pass
11988.100	-39.00	13.87	-25.0	14.00	221.00	Horizontal	Vertical	Pass
17947.238	-42.62	14.02	-25.0	17.62	360.00	Horizontal	Vertical	Pass

RSE-V&V DC_4A_n7A BW20(LTE)+BW50(NR)



Frequency (MHz)	Result (dBm)	Factor (dB)	PK Limit (dBm)	Over Limit (dB)	Table (o)	ANT	EUT	Verdict
1340.800	-53.38	-1.07	-25.0	28.38	163.00	Vertical	Vertical	Pass
2118.100	-48.35	3.64	-25.0	23.35	118.00	Vertical	Vertical	N/A
2501.600	-43.54	7.13	-25.0	18.54	360.00	Vertical	Vertical	N/A
7174.500	-40.52	14.08	-25.0	15.52	134.00	Vertical	Vertical	Pass
13391.813	-39.47	16.93	-25.0	14.47	303.00	Vertical	Vertical	Pass
20079.450	-41.63	12.96	-25.0	16.63	0.00	Vertical	Vertical	Pass

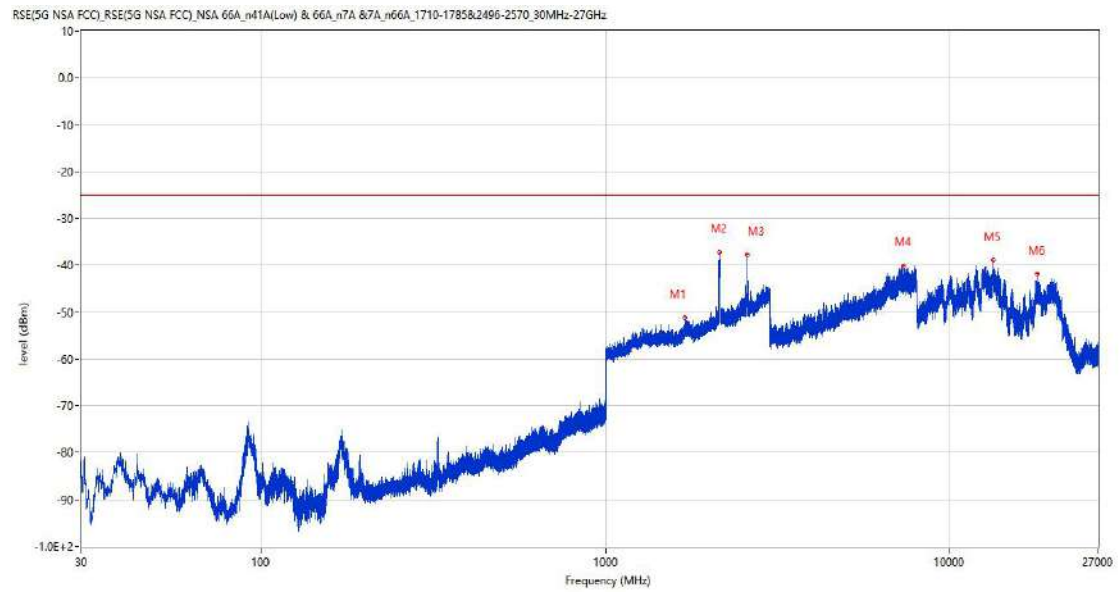
RSE-V&H DC_4A_n7A BW20(LTE)+BW50(NR)



Frequency (MHz)	Result (dBm)	Factor (dB)	PK Limit (dBm)	Over Limit (dB)	Table (o)	ANT	EUT	Verdict
1291.300	-53.49	-0.60	-25.0	28.49	314.00	Vertical	Horizontal	Pass
1722.200	-51.07	1.17	-25.0	26.07	117.00	Vertical	Horizontal	N/A
2975.100	-43.22	11.10	-25.0	18.22	237.00	Vertical	Horizontal	Pass
7524.250	-40.58	13.36	-25.0	15.58	189.00	Vertical	Horizontal	Pass
12476.875	-39.48	14.51	-25.0	14.48	204.00	Vertical	Horizontal	Pass
18231.751	-42.76	12.86	-25.0	17.76	360.00	Vertical	Horizontal	Pass

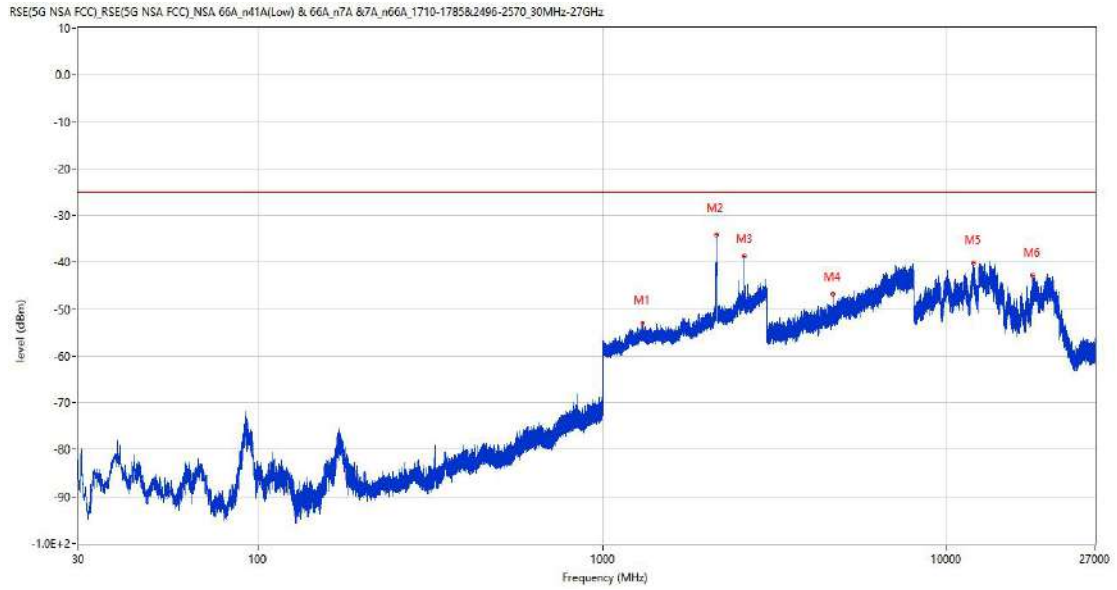
32.2 DC_4A_n7A BW20(LTE)+BW50(NR), QPSK, High Channel

RSE-H&H DC_4A_n7A BW20(LTE)+BW50(NR)



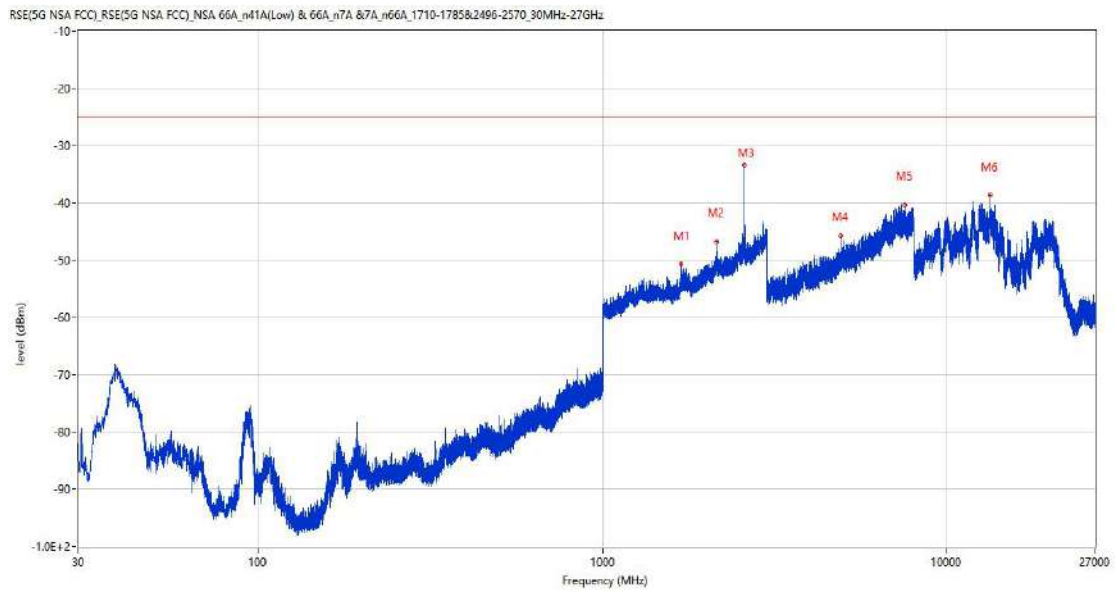
Frequency (MHz)	Result (dBm)	Factor (dB)	PK Limit (dBm)	Over Limit (dB)	Table (o)	ANT	EUT	Verdict
1703.900	-51.18	1.34	-25.0	26.18	360.00	Horizontal	Horizontal	N/A
2145.600	-37.16	4.10	-25.0	12.16	238.00	Horizontal	Horizontal	N/A
2581.300	-37.69	7.36	-25.0	12.69	69.00	Horizontal	Horizontal	N/A
7358.500	-40.03	14.60	-25.0	15.03	110.00	Horizontal	Horizontal	Pass
13356.375	-38.99	16.60	-25.0	13.99	99.00	Horizontal	Horizontal	Pass
17944.613	-41.77	13.96	-25.0	16.77	99.00	Horizontal	Horizontal	Pass

RSE-H&V DC_4A_n7A BW20(LTE)+BW50(NR)



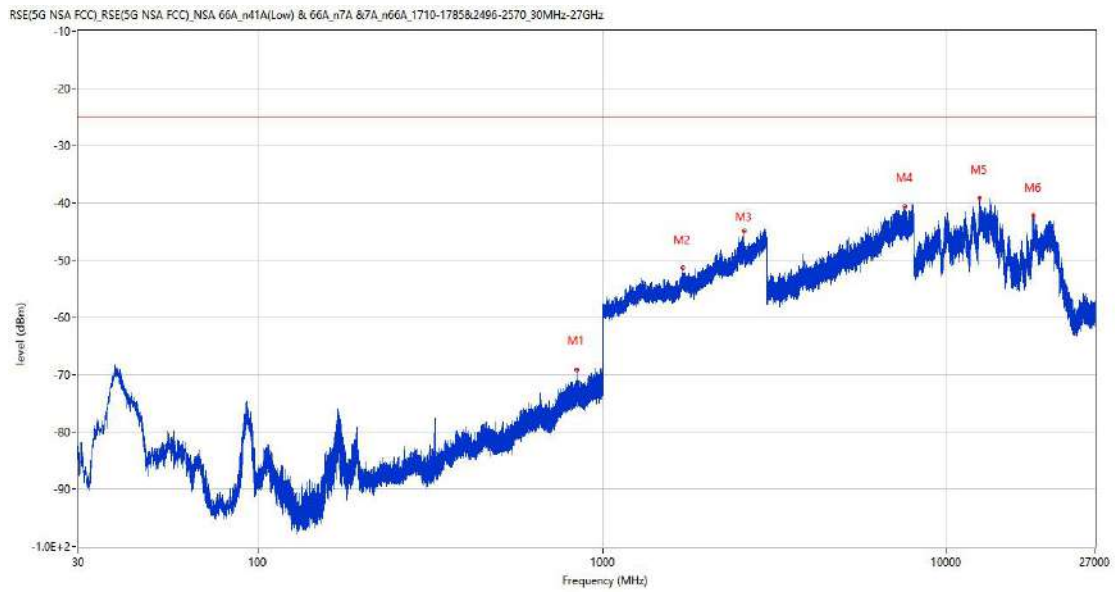
Frequency (MHz)	Result (dBm)	Factor (dB)	PK Limit (dBm)	Over Limit (dB)	Table (o)	ANT	EUT	Verdict
1307.100	-53.05	-0.46	-25.0	28.05	360.00	Horizontal	Vertical	Pass
2145.800	-34.23	4.10	-25.0	9.23	237.00	Horizontal	Vertical	N/A
2586.700	-38.68	7.40	-25.0	13.68	74.00	Horizontal	Vertical	N/A
4667.000	-46.77	7.53	-25.0	21.77	360.00	Horizontal	Vertical	Pass
11987.387	-40.14	13.87	-25.0	15.14	22.00	Horizontal	Vertical	Pass
17805.750	-42.78	13.04	-25.0	17.78	256.00	Horizontal	Vertical	Pass

RSE-V&V DC_4A_n7A BW20(LTE)+BW50(NR)



Frequency (MHz)	Result (dBm)	Factor (dB)	PK Limit (dBm)	Over Limit (dB)	Table (o)	ANT	EUT	Verdict
1690.900	-50.70	0.74	-25.0	25.70	164.00	Vertical	Vertical	N/A
2149.600	-46.75	3.98	-25.0	21.75	35.00	Vertical	Vertical	N/A
2584.000	-33.35	7.35	-25.0	8.35	47.00	Vertical	Vertical	N/A
4922.750	-45.68	8.68	-25.0	20.68	0.00	Vertical	Vertical	Pass
7575.000	-40.33	14.20	-25.0	15.33	156.00	Vertical	Vertical	Pass
13361.625	-38.66	16.65	-25.0	13.66	203.00	Vertical	Vertical	Pass

RSE-V&H DC_4A_n7A BW20(LTE)+BW50NR)

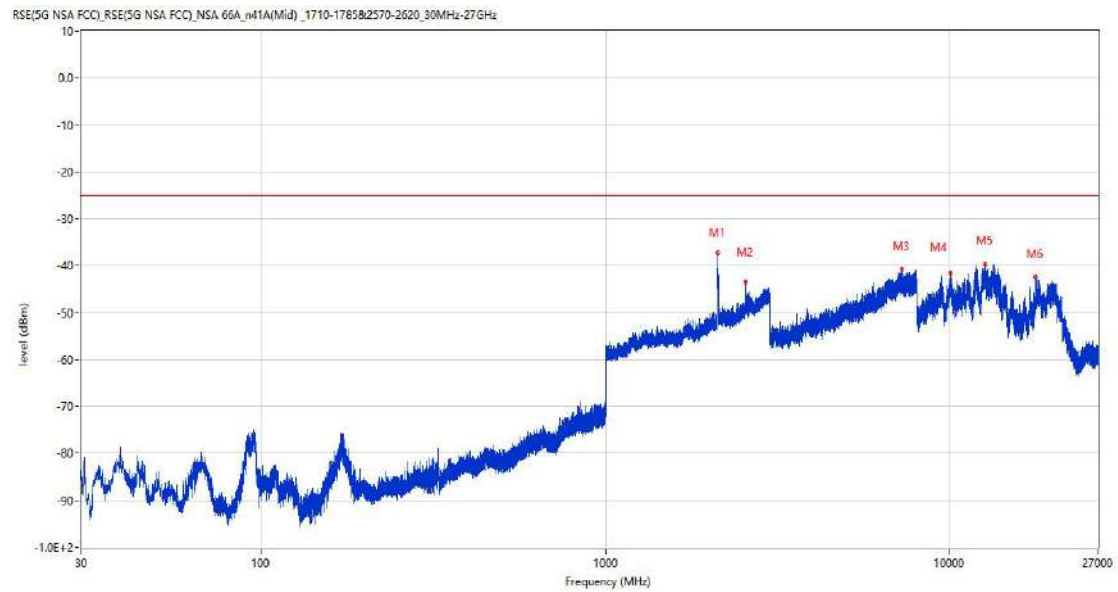


Frequency (MHz)	Result (dBm)	Factor (dB)	PK Limit (dBm)	Over Limit (dB)	Table (o)	ANT	EUT	Verdict
839.998	-69.16	-0.14	-25.0	44.16	34.00	Vertical	Horizontal	Pass
1712.000	-51.35	1.26	-25.0	26.35	282.00	Vertical	Horizontal	N/A
2585.800	-44.89	7.43	-25.0	19.89	174.00	Vertical	Horizontal	N/A
7582.000	-40.65	14.31	-25.0	15.65	319.00	Vertical	Horizontal	Pass
12501.812	-39.16	14.69	-25.0	14.16	302.00	Vertical	Horizontal	Pass
17924.137	-42.27	13.47	-25.0	17.27	233.00	Vertical	Horizontal	Pass

33 DC_4A_n38A

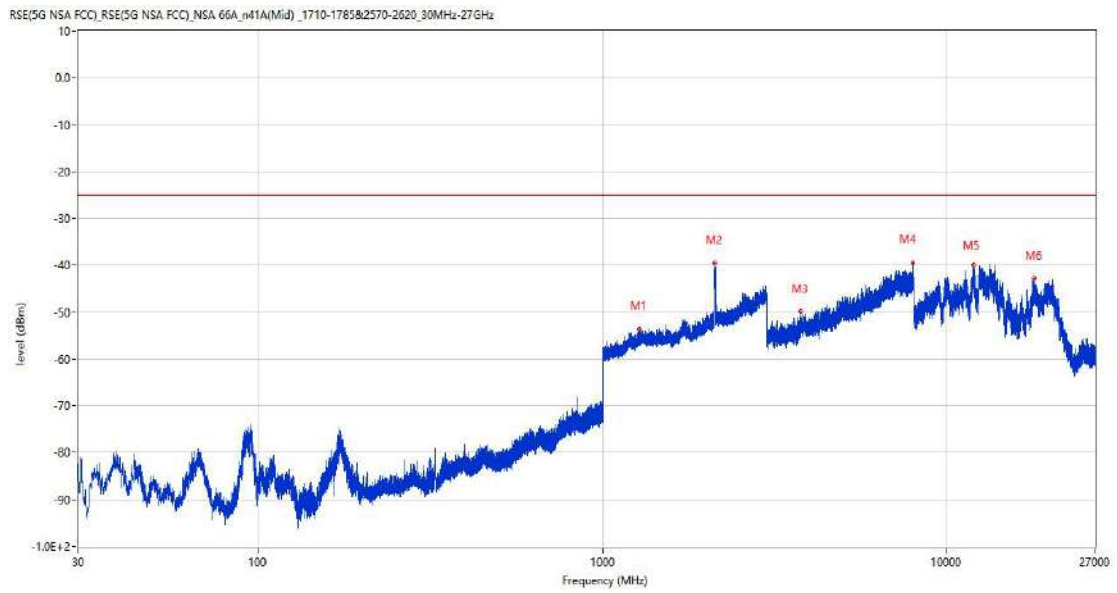
33.1 DC_4A_n38A BW20(LTE)+BW40(NR), QPSK, Low Channel

RSE-H&H DC_4A_n38A BW20(LTE)+BW40(NR)



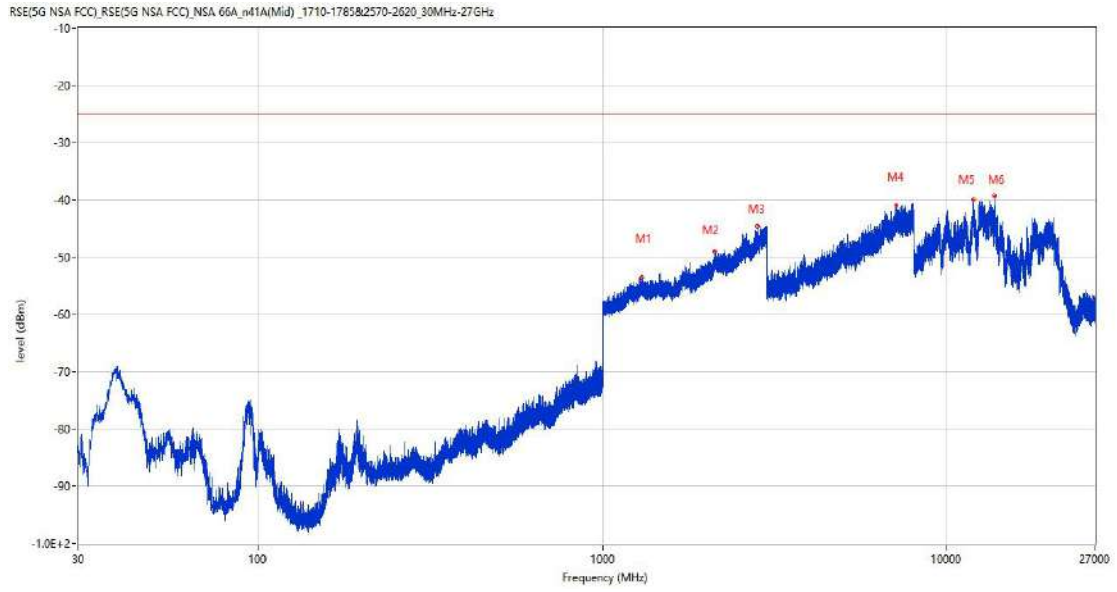
Frequency (MHz)	Result (dBm)	Factor (dB)	PK Limit (dBm)	Over Limit (dB)	Table (o)	ANT	EUT	Verdict
2121.200	-37.24	3.61	-25.0	12.24	236.00	Horizontal	Horizontal	N/A
2552.800	-43.52	6.86	-25.0	18.52	139.00	Horizontal	Horizontal	N/A
7244.250	-40.82	14.55	-25.0	15.82	338.00	Horizontal	Horizontal	Pass
10049.863	-41.66	13.27	-25.0	16.66	141.00	Horizontal	Horizontal	Pass
12693.474	-39.62	14.72	-25.0	14.62	193.00	Horizontal	Horizontal	Pass
17808.900	-42.41	12.96	-25.0	17.41	360.00	Horizontal	Horizontal	Pass

RSE-H&V DC_4A_n38A BW20(LTE)+BW40(NR)



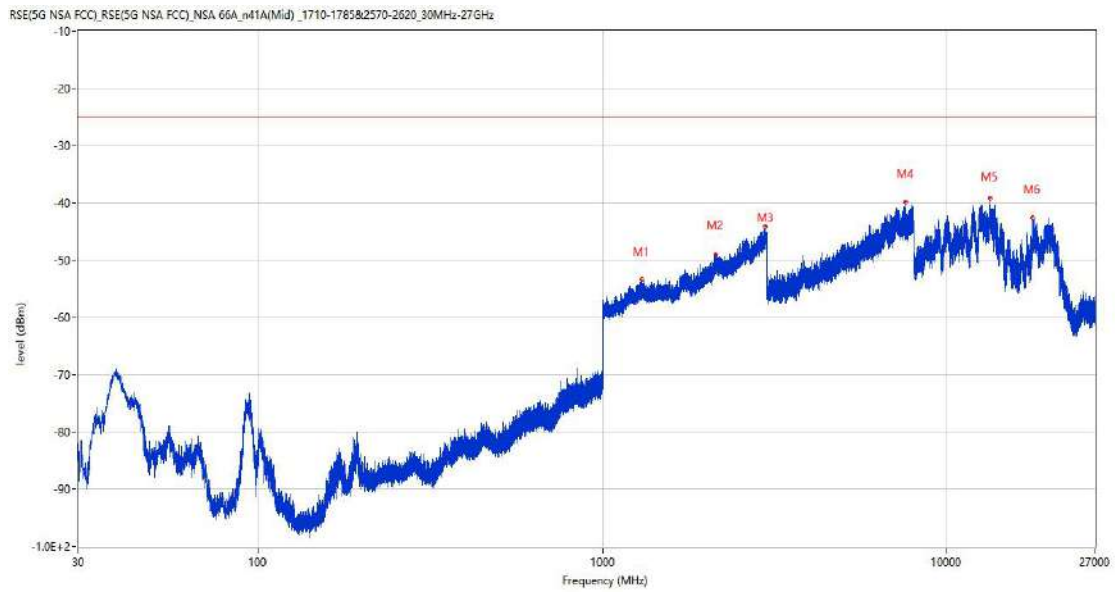
Frequency (MHz)	Result (dBm)	Factor (dB)	PK Limit (dBm)	Over Limit (dB)	Table (o)	ANT	EUT	Verdict
1279.400	-53.52	-0.76	-25.0	28.52	282.00	Horizontal	Vertical	Pass
2123.900	-39.54	3.53	-25.0	14.54	90.00	Horizontal	Vertical	N/A
3769.250	-49.87	6.83	-25.0	24.87	90.00	Horizontal	Vertical	Pass
7971.750	-39.52	15.19	-25.0	14.52	138.00	Horizontal	Vertical	Pass
11996.174	-40.02	13.83	-25.0	15.02	133.00	Horizontal	Vertical	Pass
17945.661	-42.81	13.99	-25.0	17.81	236.00	Horizontal	Vertical	Pass

RSE-V&V DC_4A_n38A BW20(LTE)+BW40(NR)



Frequency (MHz)	Result (dBm)	Factor (dB)	PK Limit (dBm)	Over Limit (dB)	Table (o)	ANT	EUT	Verdict
1299.000	-53.51	-0.64	-25.0	28.51	297.00	Vertical	Vertical	Pass
2121.300	-49.05	3.59	-25.0	24.05	45.00	Vertical	Vertical	N/A
2822.100	-44.65	8.98	-25.0	19.65	72.00	Vertical	Vertical	Pass
7136.500	-41.01	13.84	-25.0	16.01	137.00	Vertical	Vertical	Pass
11989.526	-40.00	13.86	-25.0	15.00	309.00	Vertical	Vertical	Pass
13795.800	-39.24	16.73	-25.0	14.24	47.00	Vertical	Vertical	Pass

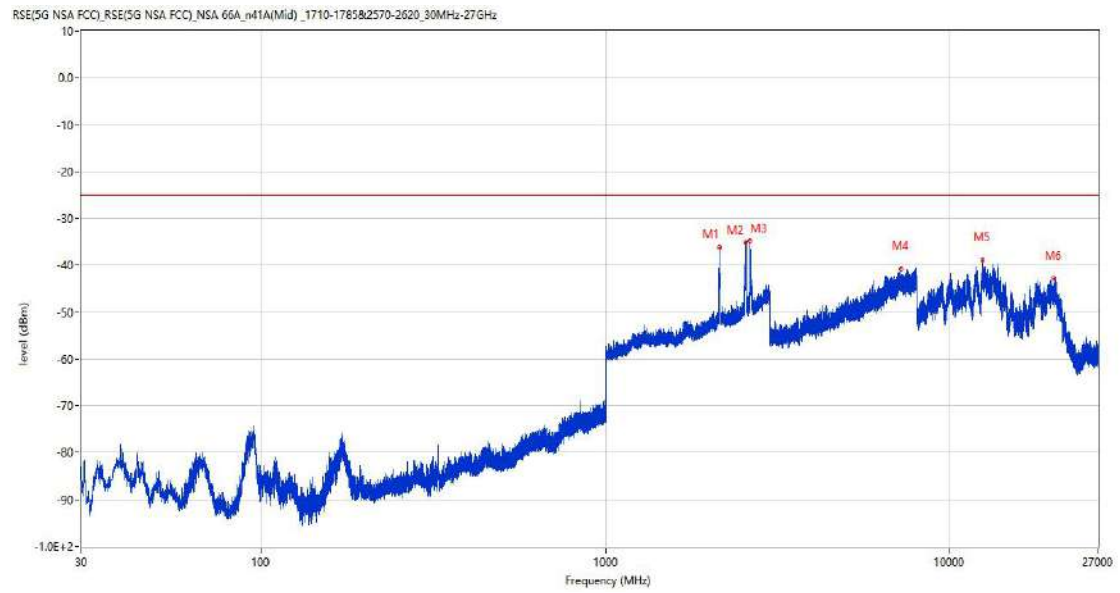
RSE-V&H DC_4A_n38A BW20(LTE)+BW40(NR)



Frequency (MHz)	Result (dBm)	Factor (dB)	PK Limit (dBm)	Over Limit (dB)	Table (o)	ANT	EUT	Verdict
1303.200	-53.41	-0.51	-25.0	28.41	360.00	Vertical	Horizontal	Pass
2128.000	-48.95	3.79	-25.0	23.95	23.00	Vertical	Horizontal	N/A
2971.500	-44.11	11.10	-25.0	19.11	35.00	Vertical	Horizontal	Pass
7599.500	-39.86	13.77	-25.0	14.86	163.00	Vertical	Horizontal	Pass
13380.263	-39.13	16.82	-25.0	14.13	47.00	Vertical	Horizontal	Pass
17790.525	-42.58	12.61	-25.0	17.58	360.00	Vertical	Horizontal	Pass

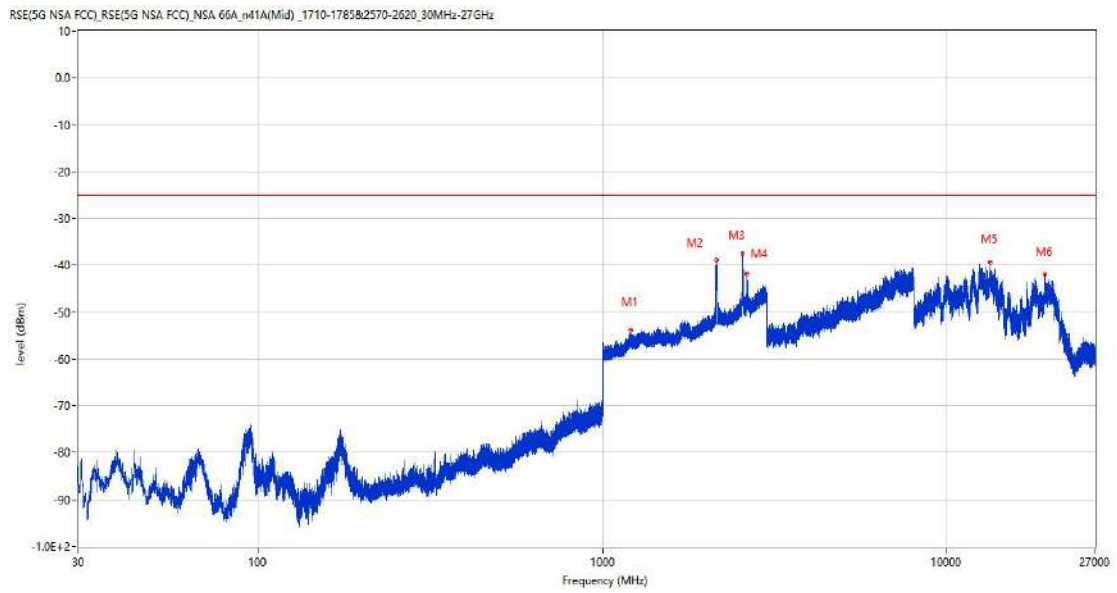
33.2 DC_4A_n38A BW20(LTE)+BW40(NR), QPSK, High Channel

RSE-H&H DC_4A_n38A BW20(LTE)+BW40NR)



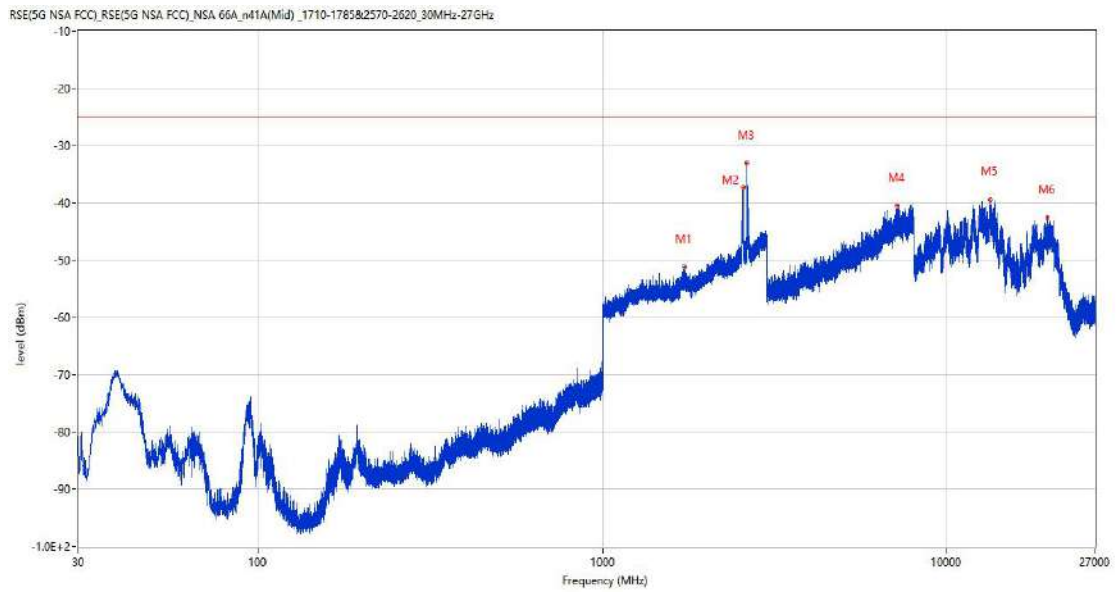
Frequency (MHz)	Result (dBm)	Factor (dB)	PK Limit (dBm)	Over Limit (dB)	Table (o)	ANT	EUT	Verdict
2146.000	-36.28	4.02	-25.0	11.28	183.00	Horizontal	Horizontal	N/A
2557.200	-35.09	7.44	-25.0	10.09	93.00	Horizontal	Horizontal	N/A
2629.900	-34.76	7.45	-25.0	9.76	126.00	Horizontal	Horizontal	N/A
7223.250	-40.84	14.06	-25.0	15.84	68.00	Horizontal	Horizontal	Pass
12485.900	-38.88	14.59	-25.0	13.88	66.00	Horizontal	Horizontal	Pass
20095.199	-42.77	12.96	-25.0	17.77	175.00	Horizontal	Horizontal	Pass

RSE-H&V DC_4A_n38A BW20(LTE)+BW40(NR)



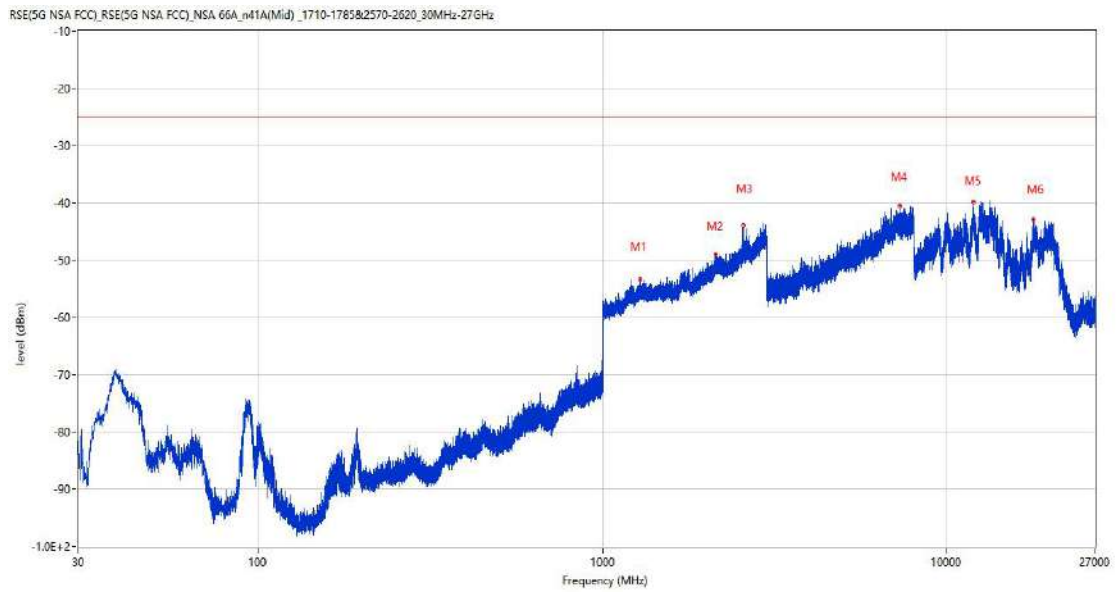
Frequency (MHz)	Result (dBm)	Factor (dB)	PK Limit (dBm)	Over Limit (dB)	Table (o)	ANT	EUT	Verdict
1206.400	-53.74	-1.22	-25.0	28.74	33.00	Horizontal	Vertical	Pass
2145.800	-38.79	4.02	-25.0	13.79	173.00	Horizontal	Vertical	N/A
2555.100	-37.53	7.33	-25.0	12.53	360.00	Horizontal	Vertical	N/A
2633.300	-41.74	7.30	-25.0	16.74	91.00	Horizontal	Vertical	N/A
13340.363	-39.32	16.16	-25.0	14.32	360.00	Horizontal	Vertical	Pass
19301.849	-41.94	12.92	-25.0	16.94	266.00	Horizontal	Vertical	Pass

RSE-V&V DC_4A_n38A BW20(LTE)+BW40(NR)



Frequency (MHz)	Result (dBm)	Factor (dB)	PK Limit (dBm)	Over Limit (dB)	Table (o)	ANT	EUT	Verdict
1727.000	-51.20	1.10	-25.0	26.20	326.00	Vertical	Vertical	Pass
2561.400	-37.30	7.44	-25.0	12.30	72.00	Vertical	Vertical	N/A
2627.100	-33.08	7.50	-25.0	8.08	360.00	Vertical	Vertical	N/A
7166.500	-40.52	14.03	-25.0	15.52	7.00	Vertical	Vertical	Pass
13386.825	-39.45	16.89	-25.0	14.45	23.00	Vertical	Vertical	Pass
19665.449	-42.57	12.93	-25.0	17.57	266.00	Vertical	Vertical	Pass

RSE-V&H DC_4A_n38A BW20(LTE)+BW40(NR)

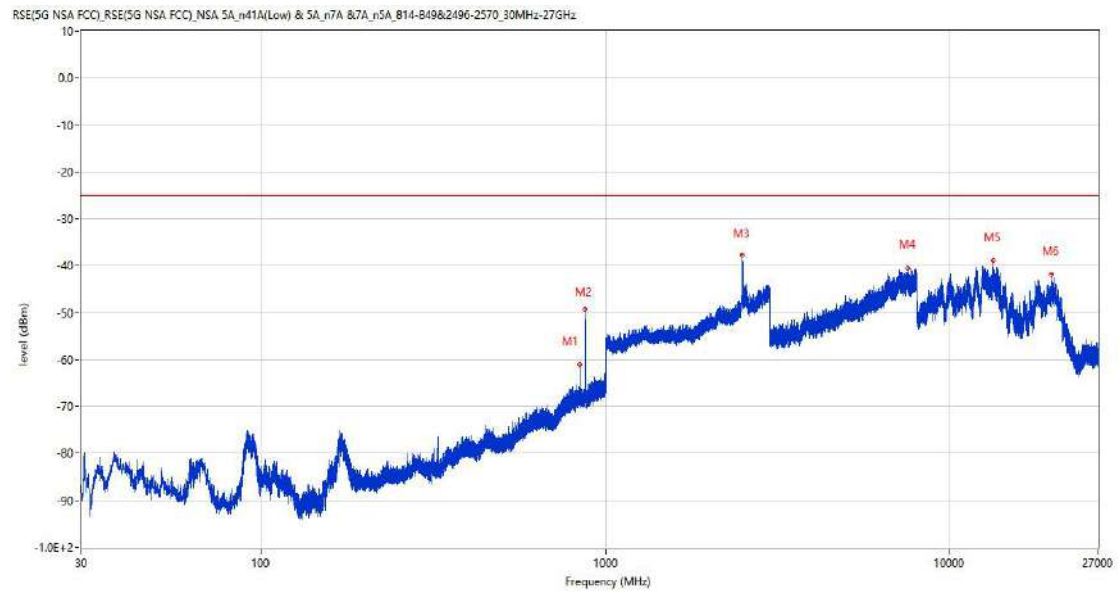


Frequency (MHz)	Result (dBm)	Factor (dB)	PK Limit (dBm)	Over Limit (dB)	Table (o)	ANT	EUT	Verdict
1283.600	-53.42	-0.49	-25.0	28.42	338.00	Vertical	Horizontal	Pass
2128.500	-49.06	3.84	-25.0	24.06	202.00	Vertical	Horizontal	N/A
2562.900	-43.85	7.43	-25.0	18.85	354.00	Vertical	Horizontal	N/A
7321.000	-40.43	13.48	-25.0	15.43	328.00	Vertical	Horizontal	Pass
12005.913	-39.89	13.63	-25.0	14.89	0.00	Vertical	Horizontal	Pass
17828.588	-42.94	12.42	-25.0	17.94	17.00	Vertical	Horizontal	Pass

34 DC_5A_n7A

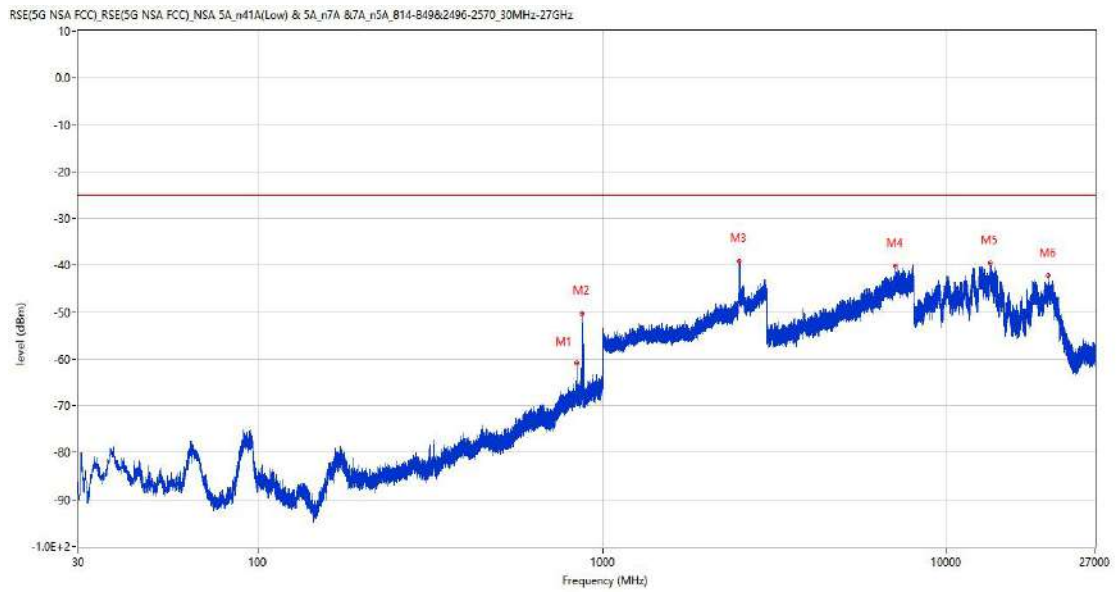
34.1 DC_5A_n7A BW10(LTE)+BW50(NR), QPSK, Low Channel

RSE-H&H DC_5A_n7A BW10(LTE)+BW50(NR)



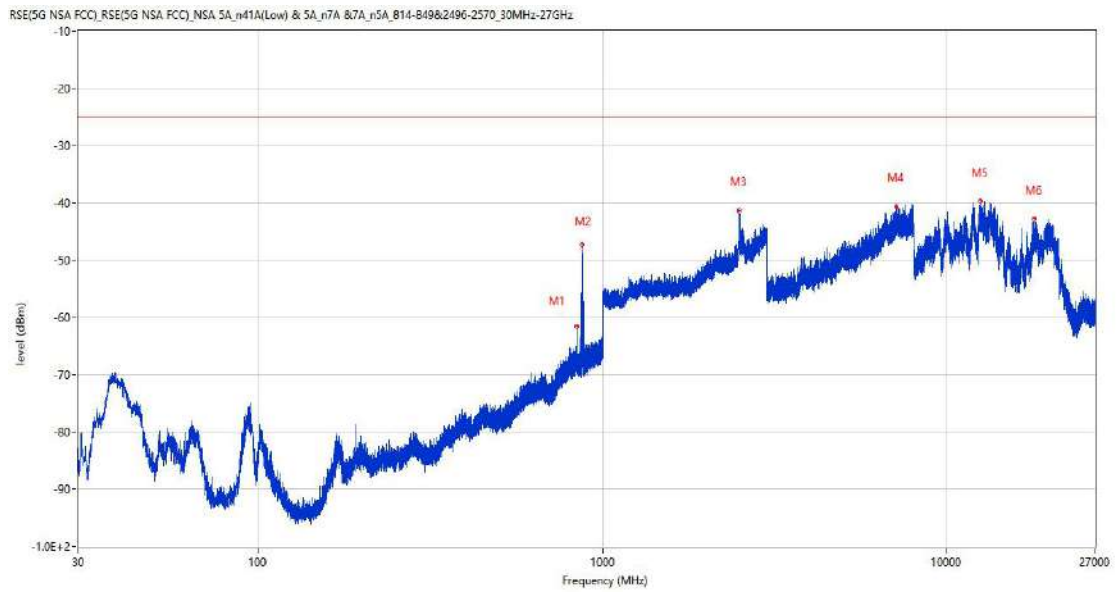
Frequency (MHz)	Result (dBm)	Factor (dB)	PK Limit (dBm)	Over Limit (dB)	Table (o)	ANT	EUT	Verdict
839.998	-61.12	5.03	-25.0	36.12	151.00	Horizontal	Horizontal	N/A
873.657	-49.26	4.11	-25.0	24.26	245.00	Horizontal	Horizontal	N/A
2501.500	-37.69	9.01	-25.0	12.69	66.00	Horizontal	Horizontal	N/A
7583.250	-40.45	14.33	-25.0	15.45	360.00	Horizontal	Horizontal	Pass
13343.250	-38.88	16.27	-25.0	13.88	46.00	Horizontal	Horizontal	Pass
19756.349	-41.80	12.94	-25.0	16.80	360.00	Horizontal	Horizontal	Pass

RSE-H&V DC_5A_n7A BW10(LTE)+BW50(NR)



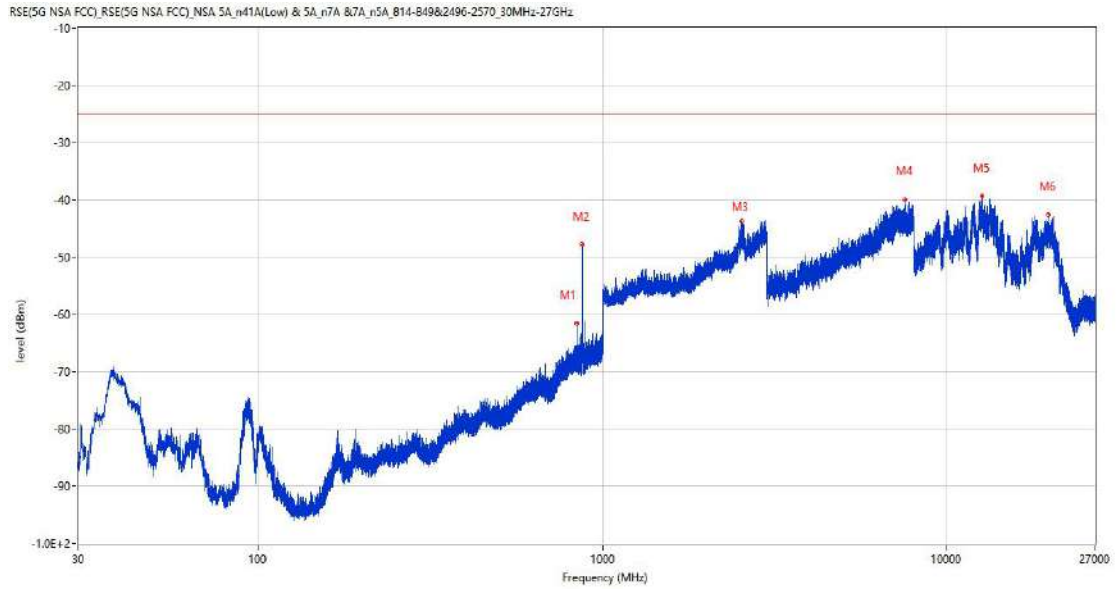
Frequency (MHz)	Result (dBm)	Factor (dB)	PK Limit (dBm)	Over Limit (dB)	Table (o)	ANT	EUT	Verdict
839.998	-60.81	5.03	-25.0	35.81	99.00	Horizontal	Vertical	N/A
873.754	-50.32	4.11	-25.0	25.32	255.00	Horizontal	Vertical	N/A
2501.800	-39.02	9.01	-25.0	14.02	88.00	Horizontal	Vertical	N/A
7107.500	-40.20	13.59	-25.0	15.20	271.00	Horizontal	Vertical	Pass
13359.787	-39.57	16.63	-25.0	14.57	360.00	Horizontal	Vertical	Pass
19761.302	-42.22	12.94	-25.0	17.22	3.00	Horizontal	Vertical	Pass

RSE-V&V DC_5A_n7A BW10(LTE)+BW50(NR)



Frequency (MHz)	Result (dBm)	Factor (dB)	PK Limit (dBm)	Over Limit (dB)	Table (o)	ANT	EUT	Verdict
839.998	-61.52	5.03	-25.0	36.52	168.00	Vertical	Vertical	N/A
869.632	-47.34	4.45	-25.0	22.34	160.00	Vertical	Vertical	N/A
2501.600	-41.29	9.01	-25.0	16.29	99.00	Vertical	Vertical	N/A
7131.250	-40.63	13.82	-25.0	15.63	30.00	Vertical	Vertical	Pass
12507.513	-39.66	14.60	-25.0	14.66	171.00	Vertical	Vertical	Pass
17961.677	-42.67	13.80	-25.0	17.67	360.00	Vertical	Vertical	Pass

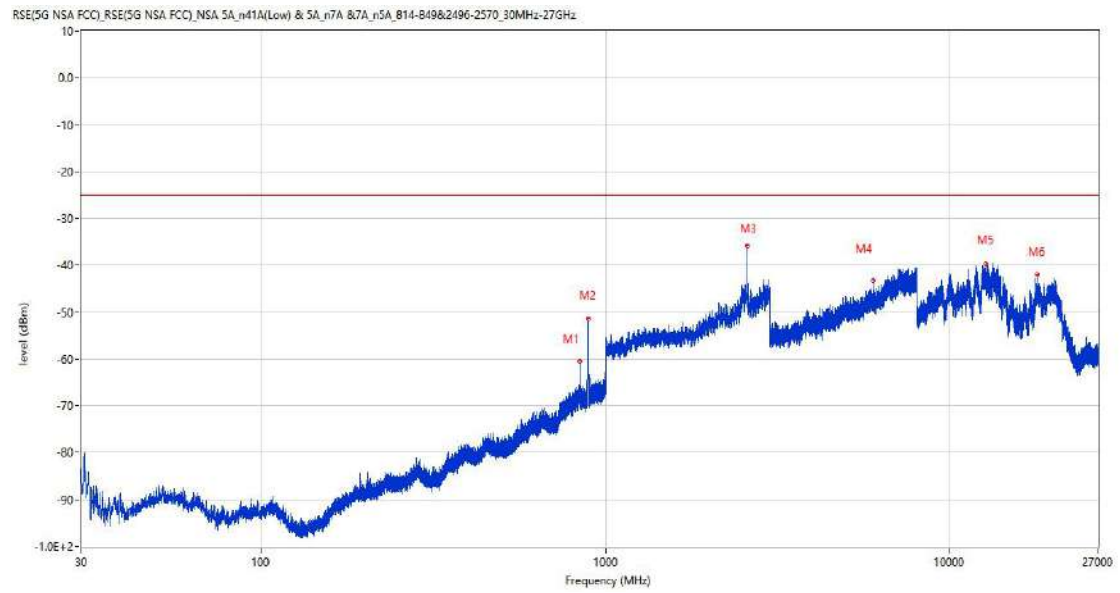
RSE-V&H DC_5A_n7A BW10(LTE)+BW50(NR)



Frequency (MHz)	Result (dBm)	Factor (dB)	PK Limit (dBm)	Over Limit (dB)	Table (o)	ANT	EUT	Verdict
839.998	-61.44	5.03	-25.0	36.44	86.00	Vertical	Horizontal	N/A
873.900	-47.81	4.11	-25.0	22.81	148.00	Vertical	Horizontal	N/A
2535.500	-43.70	9.33	-25.0	18.70	82.00	Vertical	Horizontal	N/A
7575.250	-39.97	14.19	-25.0	14.97	356.00	Vertical	Horizontal	Pass
12681.125	-39.40	14.59	-25.0	14.40	28.00	Vertical	Horizontal	Pass
19738.350	-42.59	12.94	-25.0	17.59	360.00	Vertical	Horizontal	Pass

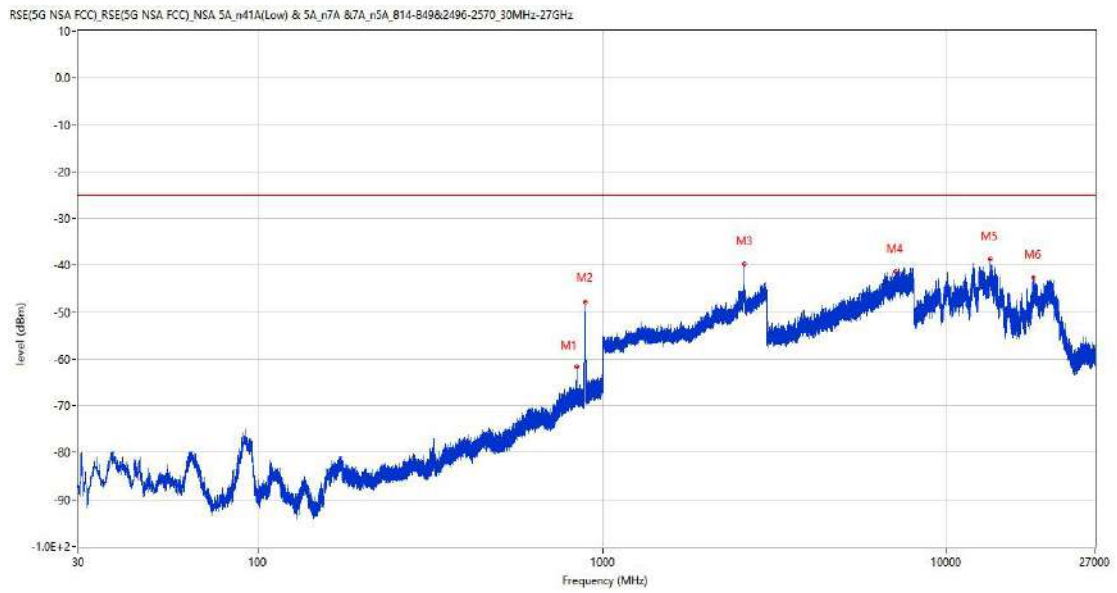
34.2 DC_5A_n7A BW10(LTE)+BW50(NR), QPSK, High Channel

RSE-H&H DC_5A_n7A BW10(LTE)+BW50(NR)



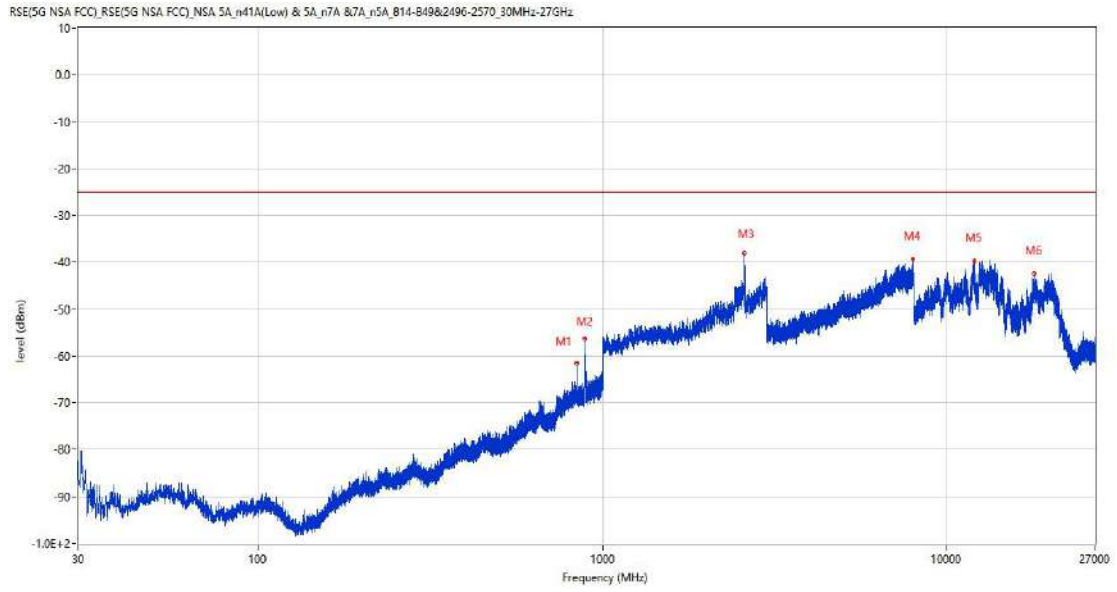
Frequency (MHz)	Result (dBm)	Factor (dB)	PK Limit (dBm)	Over Limit (dB)	Table (o)	ANT	EUT	Verdict
839.998	-60.42	5.03	-25.0	35.42	312.00	Horizontal	Horizontal	N/A
891.602	-51.41	4.71	-25.0	26.41	282.00	Horizontal	Horizontal	N/A
2585.800	-35.87	7.74	-25.0	10.87	134.00	Horizontal	Horizontal	N/A
5980.000	-43.34	10.60	-25.0	18.34	118.00	Horizontal	Horizontal	Pass
12728.150	-39.75	14.74	-25.0	14.75	55.00	Horizontal	Horizontal	Pass
17935.161	-42.05	13.73	-25.0	17.05	360.00	Horizontal	Horizontal	Pass

RSE-H&V DC_5A_n7A BW10(LTE)+BW50(NR)



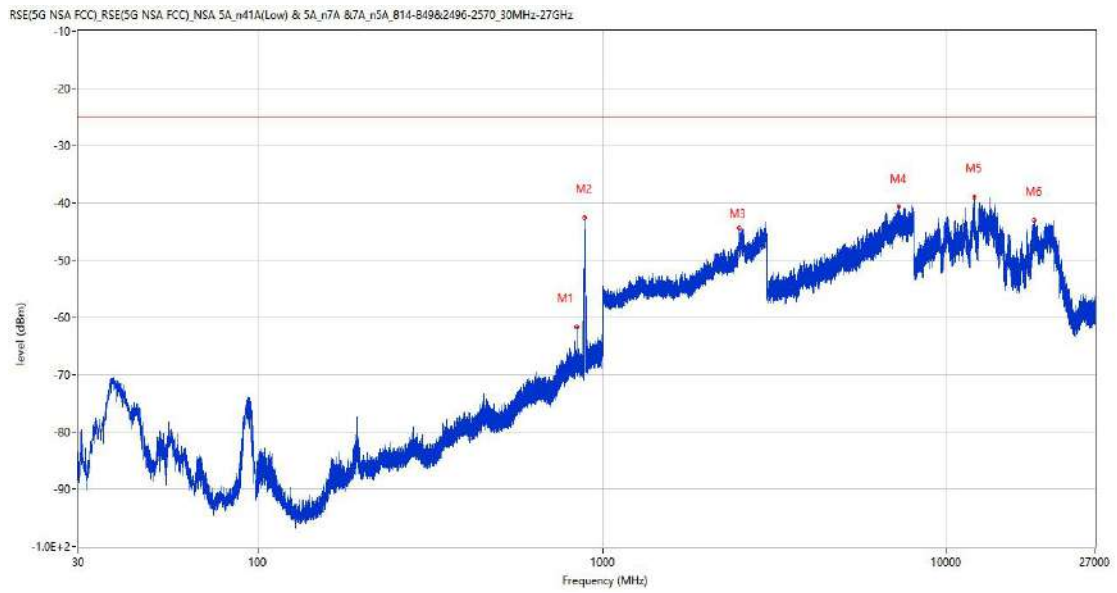
Frequency (MHz)	Result (dBm)	Factor (dB)	PK Limit (dBm)	Over Limit (dB)	Table (o)	ANT	EUT	Verdict
839.998	-61.65	5.03	-25.0	36.65	150.00	Horizontal	Vertical	N/A
891.651	-47.70	4.71	-25.0	22.70	264.00	Horizontal	Vertical	N/A
2584.400	-39.68	7.83	-25.0	14.68	298.00	Horizontal	Vertical	N/A
7099.500	-41.37	13.48	-25.0	16.37	118.00	Horizontal	Vertical	Pass
13397.063	-38.74	16.98	-25.0	13.74	360.00	Horizontal	Vertical	Pass
17825.176	-42.70	12.52	-25.0	17.70	67.00	Horizontal	Vertical	Pass

RSE-V&V DC_5A_n7A BW10(LTE)+BW50(NR)



Frequency (MHz)	Result (dBm)	Factor (dB)	PK Limit (dBm)	Over Limit (dB)	Table (o)	ANT	EUT	Verdict
839.998	-61.46	5.03	-25.0	36.46	187.00	Vertical	Vertical	N/A
884.570	-56.23	4.29	-25.0	31.23	356.00	Vertical	Vertical	N/A
2586.900	-38.05	7.78	-25.0	13.05	14.00	Vertical	Vertical	N/A
7960.000	-39.23	15.09	-25.0	14.23	219.00	Vertical	Vertical	Pass
12007.576	-39.69	13.58	-25.0	14.69	208.00	Vertical	Vertical	Pass
17962.199	-42.50	13.79	-25.0	17.50	272.00	Vertical	Vertical	Pass

RSE-V&H DC_5A_n7A BW10(LTE)+BW50(NR)

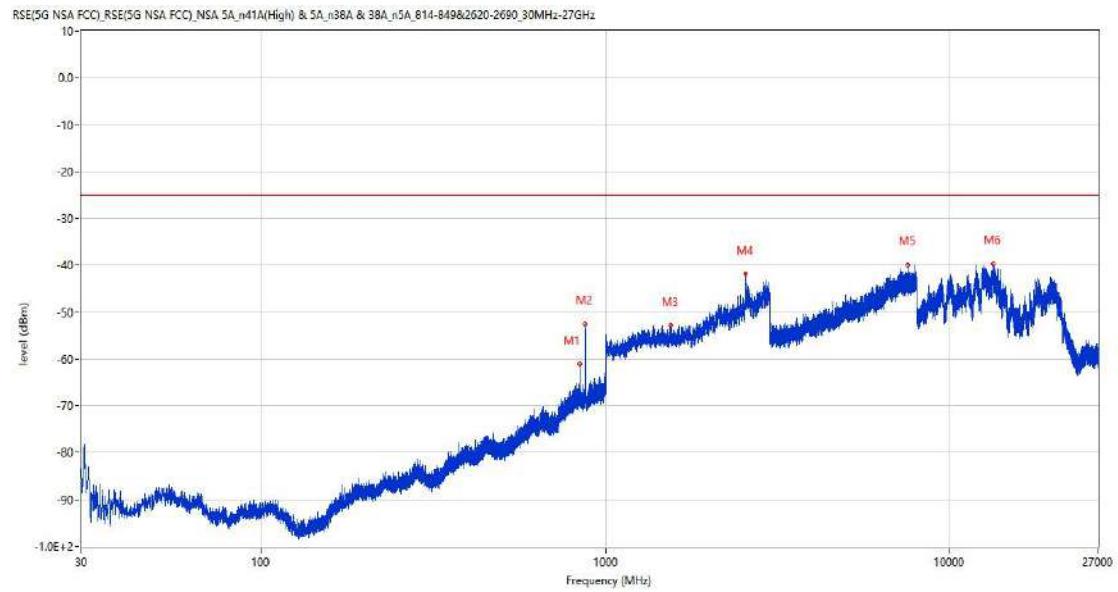


Frequency (MHz)	Result (dBm)	Factor (dB)	PK Limit (dBm)	Over Limit (dB)	Table (o)	ANT	EUT	Verdict
839.998	-61.67	5.03	-25.0	36.67	349.00	Vertical	Horizontal	N/A
889.177	-42.46	4.77	-25.0	17.46	277.00	Vertical	Horizontal	N/A
2496.300	-44.33	8.97	-25.0	19.33	288.00	Vertical	Horizontal	N/A
7258.500	-40.71	14.64	-25.0	15.71	52.00	Vertical	Horizontal	Pass
12009.950	-38.92	13.51	-25.0	13.92	30.00	Vertical	Horizontal	Pass
17999.999	-43.01	12.85	-25.0	18.01	316.00	Vertical	Horizontal	Pass

35 DC_5A_n38A

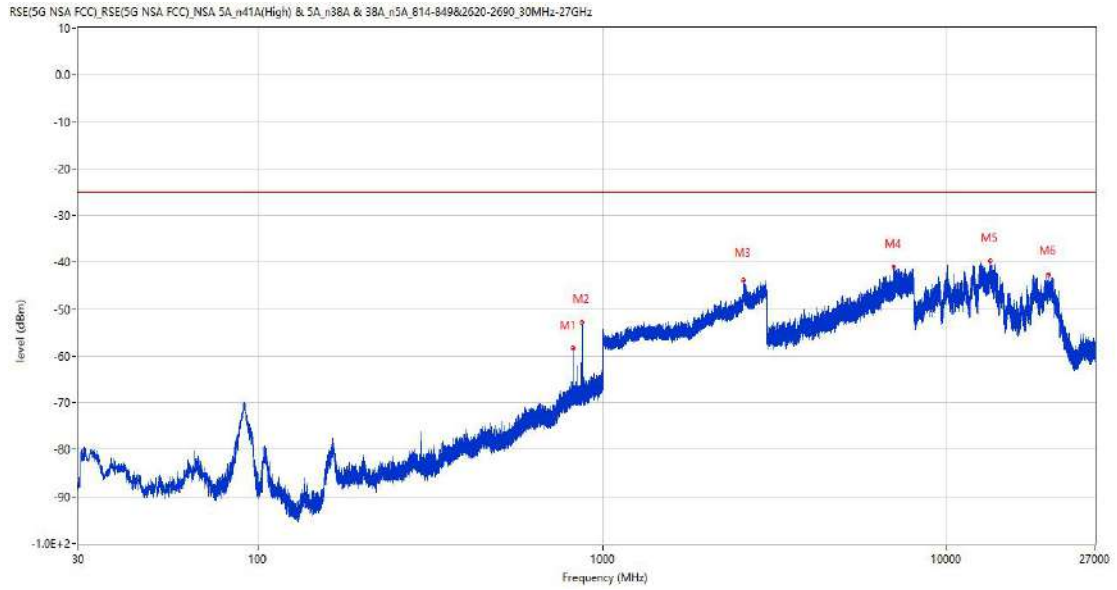
35.1 DC_5A_n38A BW10(LTE)+BW40(NR), QPSK, Low Channel

RSE-H&H DC_5A_n38A BW10(LTE)+BW40(NR)



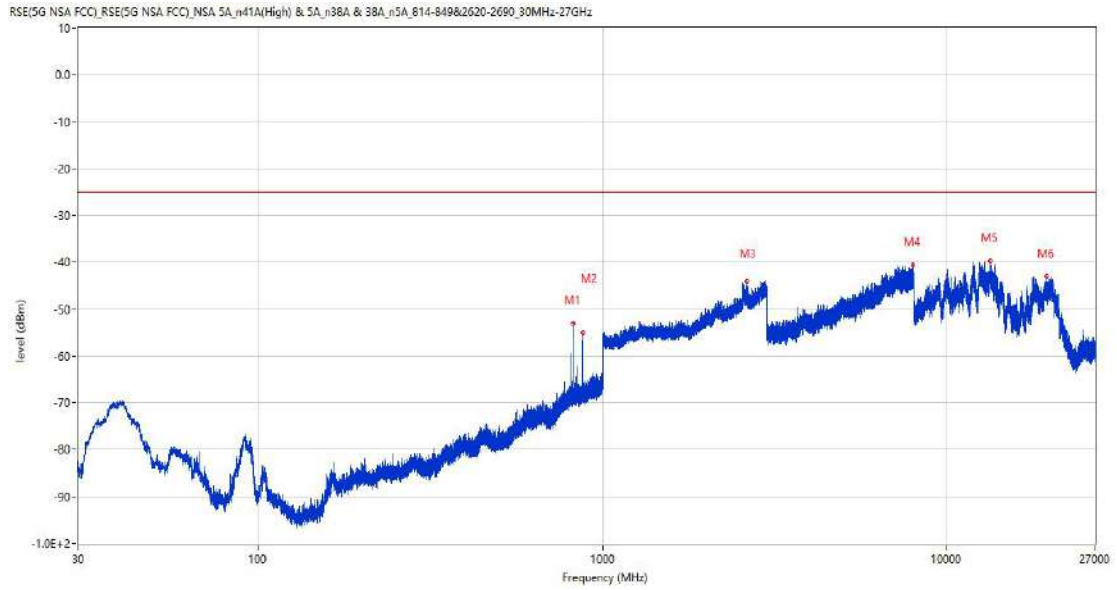
Frequency (MHz)	Result (dBm)	Factor (dB)	PK Limit (dBm)	Over Limit (dB)	Table (o)	ANT	EUT	Verdict
839.998	-61.03	5.03	-25.0	36.03	241.00	Horizontal	Horizontal	N/A
873.512	-52.47	4.11	-25.0	27.47	115.00	Horizontal	Horizontal	N/A
1546.100	-52.83	0.07	-25.0	27.83	103.00	Horizontal	Horizontal	Pass
2552.800	-41.86	7.67	-25.0	16.86	141.00	Horizontal	Horizontal	N/A
7584.250	-39.91	14.23	-25.0	14.91	62.00	Horizontal	Horizontal	Pass
13383.412	-39.62	16.85	-25.0	14.62	228.00	Horizontal	Horizontal	Pass

RSE-H&V DC_5A_n38A BW10(LTE)+BW40(NR)



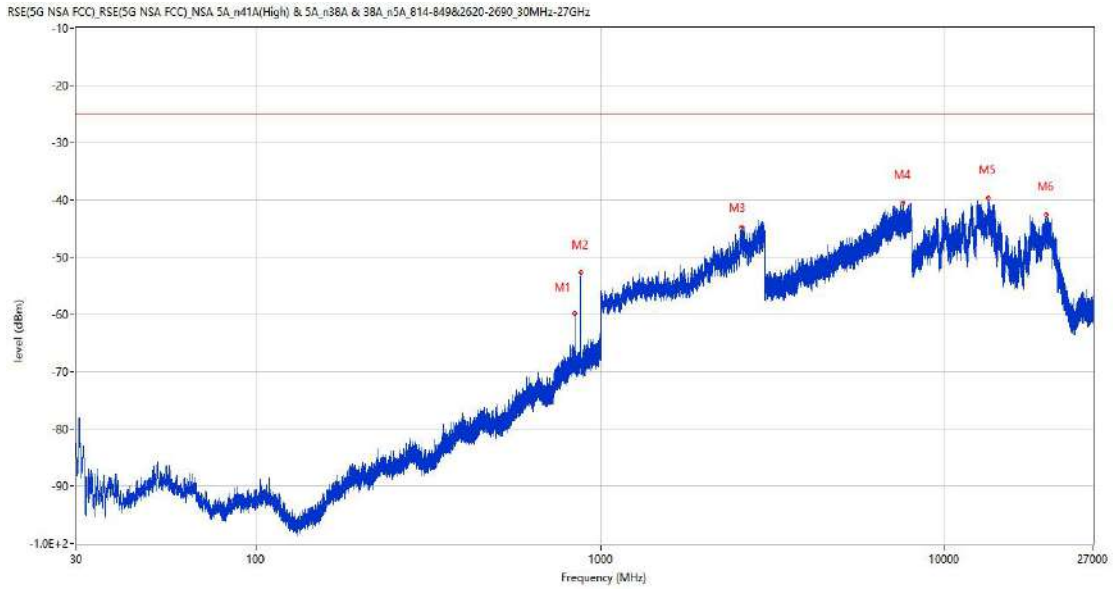
Frequency (MHz)	Result (dBm)	Factor (dB)	PK Limit (dBm)	Over Limit (dB)	Table (o)	ANT	EUT	Verdict
824.624	-58.37	4.43	-25.0	33.37	5.00	Horizontal	Vertical	N/A
871.766	-52.86	4.32	-25.0	27.86	18.00	Horizontal	Vertical	N/A
2568.300	-43.82	9.20	-25.0	18.82	242.00	Horizontal	Vertical	N/A
7036.000	-40.91	13.22	-25.0	15.91	75.00	Horizontal	Vertical	Pass
13371.076	-39.81	16.74	-25.0	14.81	286.00	Horizontal	Vertical	Pass
19736.099	-42.53	12.94	-25.0	17.53	360.00	Horizontal	Vertical	Pass

RSE-V&V DC_5A_n38A BW10(LTE)+BW40(NR)



Frequency (MHz)	Result (dBm)	Factor (dB)	PK Limit (dBm)	Over Limit (dB)	Table (o)	ANT	EUT	Verdict
824.624	-53.06	4.43	-25.0	28.06	359.00	Vertical	Vertical	N/A
876.567	-55.08	3.96	-25.0	30.08	289.00	Vertical	Vertical	N/A
2630.300	-44.09	7.97	-25.0	19.09	111.00	Vertical	Vertical	Pass
7954.750	-40.54	14.97	-25.0	15.54	18.00	Vertical	Vertical	Pass
13404.412	-39.70	16.91	-25.0	14.70	40.00	Vertical	Vertical	Pass
19483.650	-43.07	12.93	-25.0	18.07	360.00	Vertical	Vertical	Pass

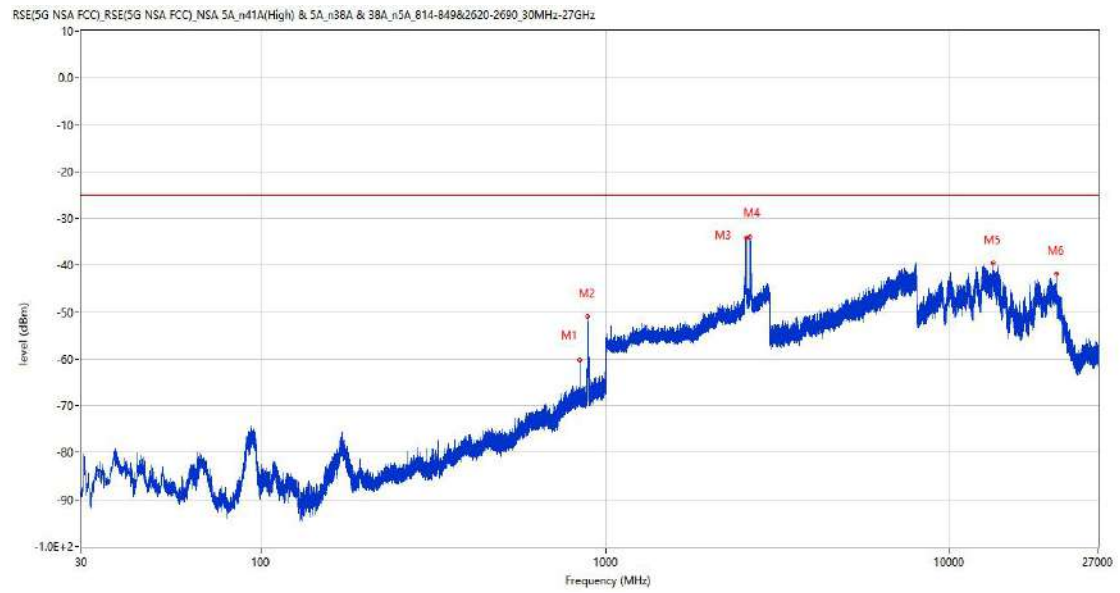
RSE-V&H DC_5A_n38A BW10(LTE)+BW40(NR)



Frequency (MHz)	Result (dBm)	Factor (dB)	PK Limit (dBm)	Over Limit (dB)	Table (o)	ANT	EUT	Verdict
839.998	-59.78	5.03	-25.0	34.78	242.00	Vertical	Horizontal	N/A
874.482	-52.76	4.17	-25.0	27.76	233.00	Vertical	Horizontal	N/A
2572.100	-44.82	9.17	-25.0	19.82	187.00	Vertical	Horizontal	N/A
7577.250	-40.54	14.28	-25.0	15.54	130.00	Vertical	Horizontal	Pass
13374.488	-39.74	16.77	-25.0	14.74	275.00	Vertical	Horizontal	Pass
19754.551	-42.59	12.94	-25.0	17.59	15.00	Vertical	Horizontal	Pass

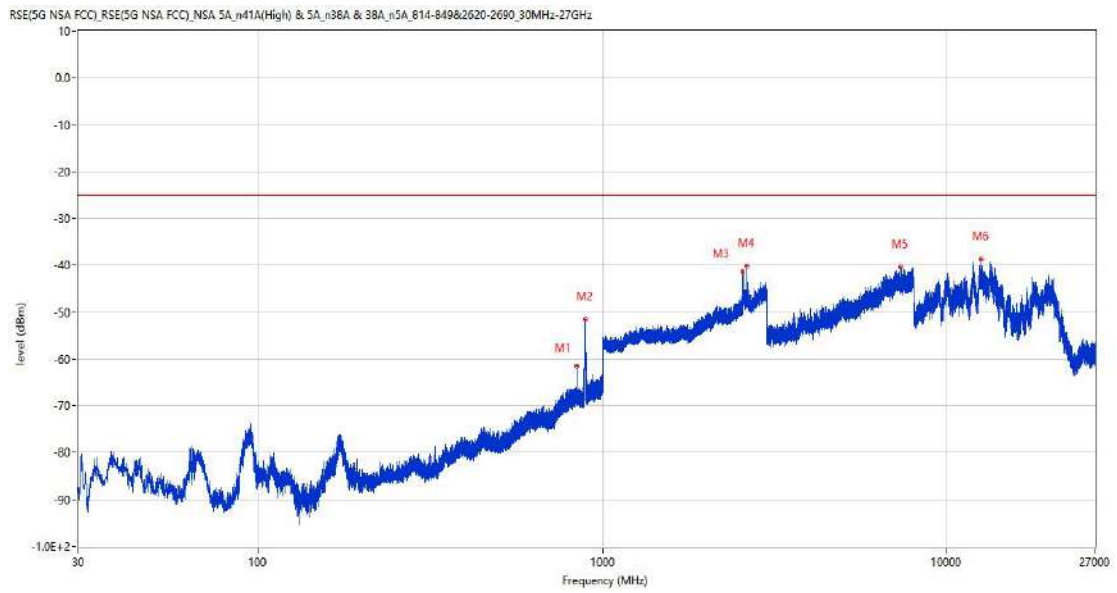
35.2 DC_5A_n38A BW10(LTE)+BW40(NR), QPSK, High Channel

RSE-H&H DC_5A_n38A BW10(LTE)+BW40(NR)



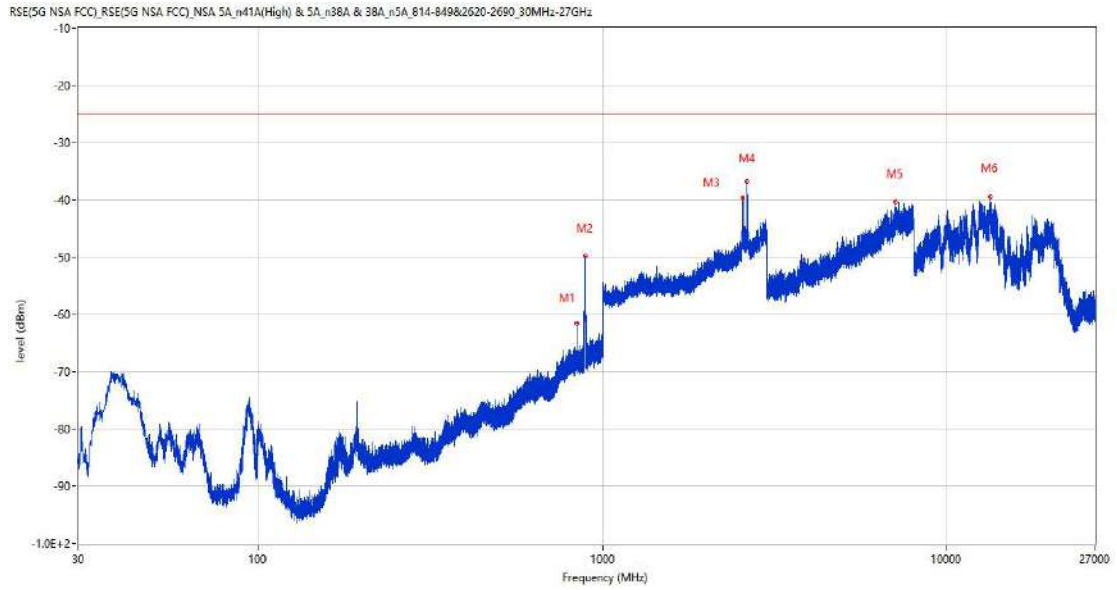
Frequency (MHz)	Result (dBm)	Factor (dB)	PK Limit (dBm)	Over Limit (dB)	Table (o)	ANT	EUT	Verdict
839.998	-60.27	5.03	-25.0	35.27	48.00	Horizontal	Horizontal	N/A
886.753	-50.88	4.48	-25.0	25.88	284.00	Horizontal	Horizontal	N/A
2560.700	-34.22	9.22	-25.0	9.22	144.00	Horizontal	Horizontal	N/A
2629.000	-33.90	8.00	-25.0	8.90	137.00	Horizontal	Horizontal	N/A
13383.412	-39.61	16.85	-25.0	14.61	311.00	Horizontal	Horizontal	Pass
20382.751	-41.78	12.97	-25.0	16.78	1.00	Horizontal	Horizontal	Pass

RSE-H&V DC_5A_n38A BW10(LTE)+BW50(NR)



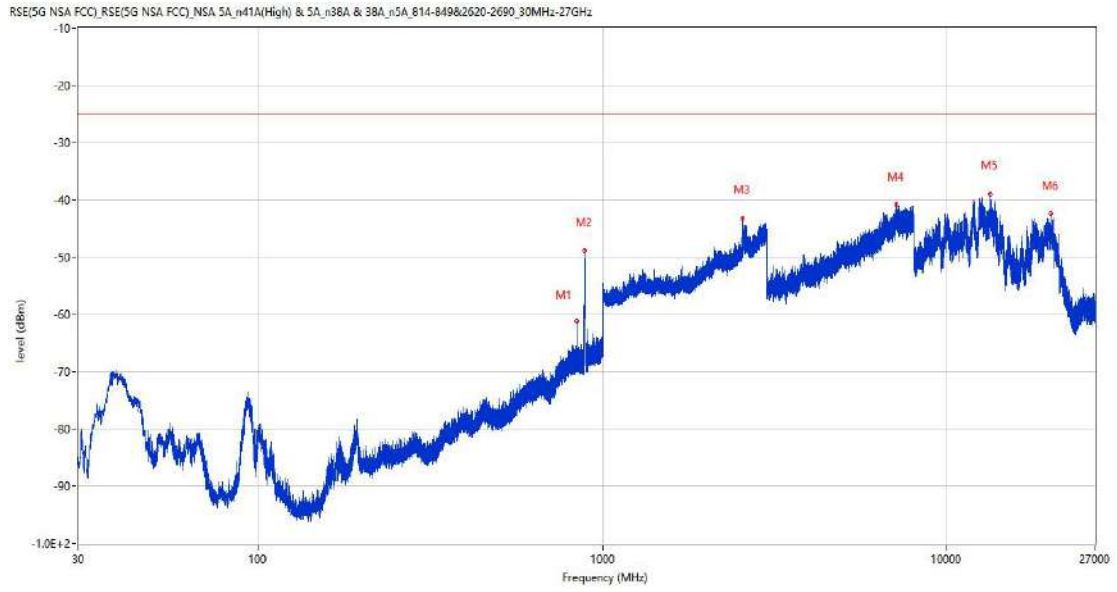
Frequency (MHz)	Result (dBm)	Factor (dB)	PK Limit (dBm)	Over Limit (dB)	Table (o)	ANT	EUT	Verdict
839.998	-61.50	5.03	-25.0	36.50	243.00	Horizontal	Vertical	N/A
891.554	-51.56	4.70	-25.0	26.56	277.00	Horizontal	Vertical	N/A
2560.400	-41.42	9.17	-25.0	16.42	96.00	Horizontal	Vertical	N/A
2626.400	-40.17	8.78	-25.0	15.17	103.00	Horizontal	Vertical	N/A
7351.750	-40.28	14.52	-25.0	15.28	360.00	Horizontal	Vertical	Pass
12609.637	-38.72	14.20	-25.0	13.72	360.00	Horizontal	Vertical	Pass

RSE-V&V DC_5A_n38A BW10(LTE)+BW50(NR)



Frequency (MHz)	Result (dBm)	Factor (dB)	PK Limit (dBm)	Over Limit (dB)	Table (o)	ANT	EUT	Verdict
839.998	-61.48	5.03	-25.0	36.48	212.00	Vertical	Vertical	N/A
891.651	-49.86	4.71	-25.0	24.86	243.00	Vertical	Vertical	N/A
2555.300	-39.61	7.82	-25.0	14.61	334.00	Vertical	Vertical	N/A
2626.800	-36.79	8.67	-25.0	11.79	31.00	Vertical	Vertical	N/A
7114.500	-40.36	13.76	-25.0	15.36	176.00	Vertical	Vertical	Pass
13339.575	-39.45	16.13	-25.0	14.45	12.00	Vertical	Vertical	Pass

RSE-V&H DC_5A_n38A BW10(LTE)+BW50(NR)

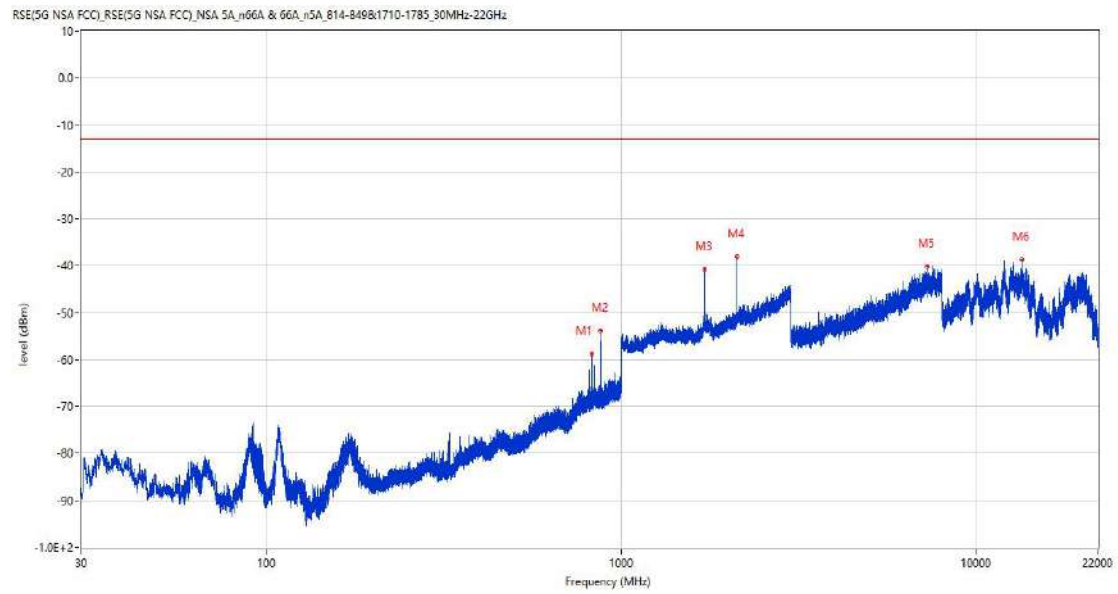


Frequency (MHz)	Result (dBm)	Factor (dB)	PK Limit (dBm)	Over Limit (dB)	Table (o)	ANT	EUT	Verdict
839.998	-61.12	5.03	-25.0	36.12	273.00	Vertical	Horizontal	N/A
889.468	-48.89	4.72	-25.0	23.89	138.00	Vertical	Horizontal	N/A
2556.900	-43.21	7.98	-25.0	18.21	225.00	Vertical	Horizontal	N/A
7130.250	-40.86	13.80	-25.0	15.86	61.00	Vertical	Horizontal	Pass
13332.487	-38.91	15.85	-25.0	13.91	45.00	Vertical	Horizontal	Pass
20077.199	-42.38	12.96	-25.0	17.38	251.00	Vertical	Horizontal	Pass

36 DC_5A_n66A

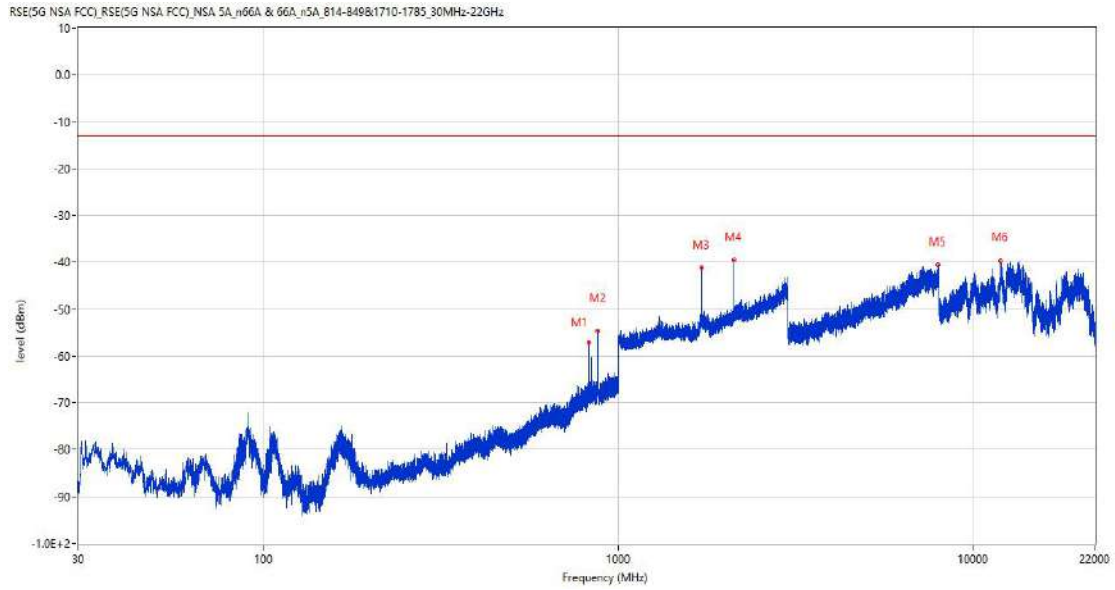
36.1 DC_5A_n66A BW10(LTE)+BW40(NR), QPSK, Low Channel

RSE-H&H DC_5A_n66A BW10(LTE)+BW40(NR)



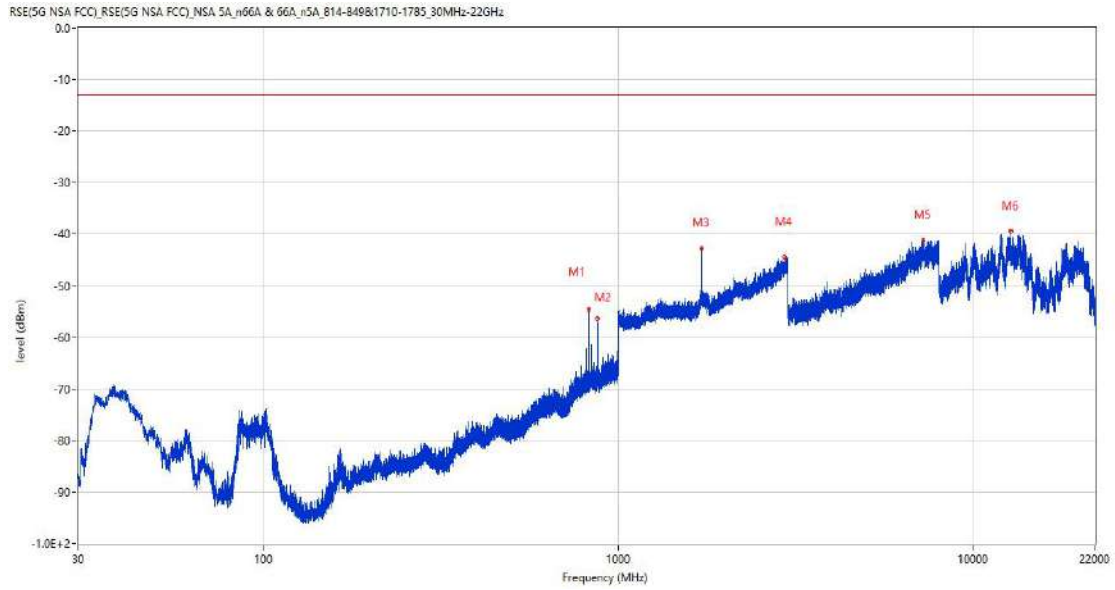
Frequency (MHz)	Result (dBm)	Factor (dB)	PK Limit (dBm)	Over Limit (dB)	Table (o)	ANT	EUT	Verdict
824.624	-58.69	4.43	-13.0	45.69	104.00	Horizontal	Horizontal	N/A
873.512	-53.78	4.11	-13.0	40.78	322.00	Horizontal	Horizontal	N/A
1711.300	-40.72	2.48	-13.0	27.72	125.00	Horizontal	Horizontal	N/A
2111.900	-38.04	3.97	-13.0	25.04	225.00	Horizontal	Horizontal	N/A
7258.250	-40.12	14.65	-13.0	27.12	122.00	Horizontal	Horizontal	Pass
13391.287	-38.69	16.93	-13.0	25.69	111.00	Horizontal	Horizontal	Pass

RSE-H&V DC_5A_n66A BW10(LTE)+BW40(NR)



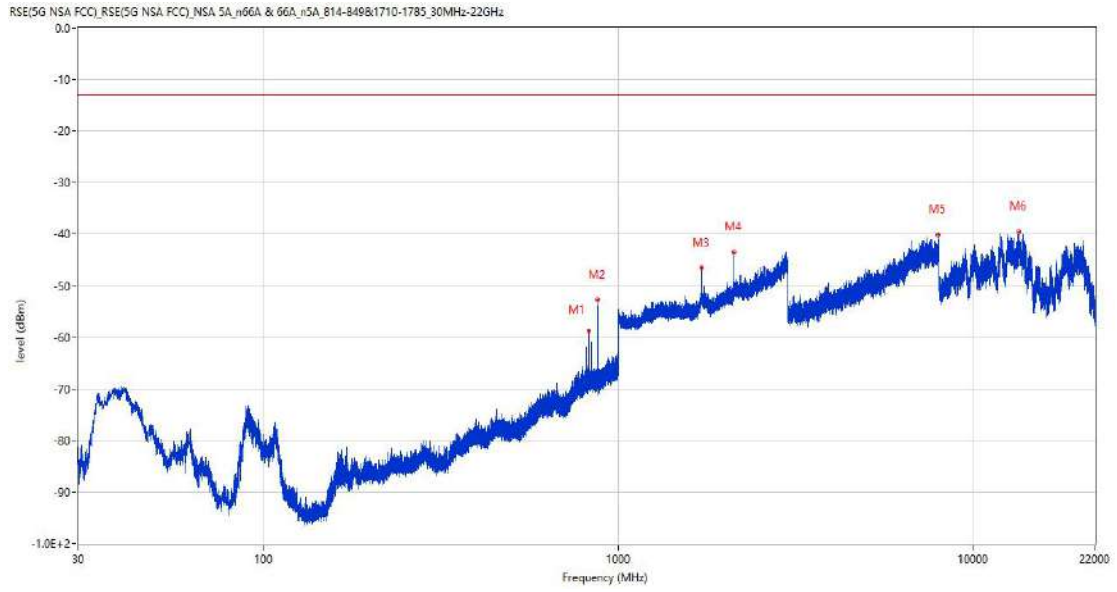
Frequency (MHz)	Result (dBm)	Factor (dB)	PK Limit (dBm)	Over Limit (dB)	Table (o)	ANT	EUT	Verdict
824.624	-57.12	4.43	-13.0	44.12	100.00	Horizontal	Vertical	N/A
873.609	-54.64	4.11	-13.0	41.64	178.00	Horizontal	Vertical	N/A
1711.500	-41.20	2.48	-13.0	28.20	360.00	Horizontal	Vertical	N/A
2114.100	-39.60	3.93	-13.0	26.60	179.00	Horizontal	Vertical	N/A
7951.500	-40.53	15.06	-13.0	27.53	357.00	Horizontal	Vertical	Pass
11933.950	-39.63	13.99	-13.0	26.63	168.00	Horizontal	Vertical	Pass

RSE-V&V DC_5A_n66A BW10(LTE)+BW40(NR)



Frequency (MHz)	Result (dBm)	Factor (dB)	PK Limit (dBm)	Over Limit (dB)	Table (o)	ANT	EUT	Verdict
824.575	-54.66	4.43	-13.0	41.66	54.00	Vertical	Vertical	N/A
873.609	-56.25	4.11	-13.0	43.25	25.00	Vertical	Vertical	N/A
1711.500	-42.73	2.48	-13.0	29.73	41.00	Vertical	Vertical	N/A
2929.900	-44.46	10.37	-13.0	31.46	176.00	Vertical	Vertical	Pass
7226.000	-41.23	14.13	-13.0	28.23	208.00	Vertical	Vertical	Pass
12716.512	-39.43	14.76	-13.0	26.43	217.00	Vertical	Vertical	Pass

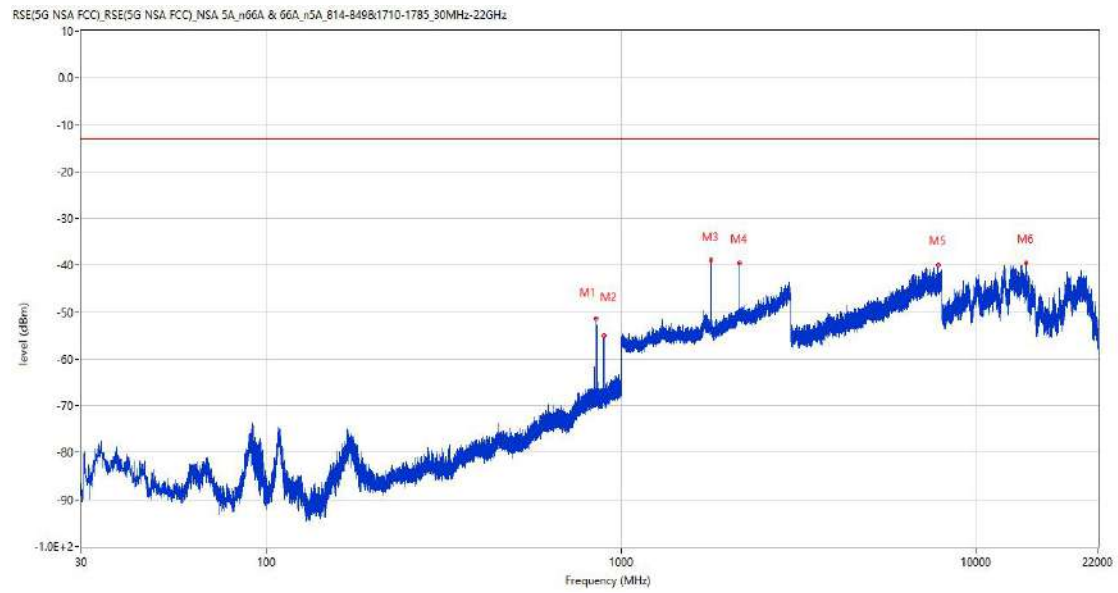
RSE-V&H DC_5A_n66A BW10(LTE)+BW40(NR)



Frequency (MHz)	Result (dBm)	Factor (dB)	PK Limit (dBm)	Over Limit (dB)	Table (o)	ANT	EUT	Verdict
824.527	-58.72	4.43	-13.0	45.72	321.00	Vertical	Horizontal	N/A
869.583	-52.79	4.44	-13.0	39.79	56.00	Vertical	Horizontal	N/A
1711.500	-46.58	2.48	-13.0	33.58	305.00	Vertical	Horizontal	N/A
2112.500	-43.43	3.97	-13.0	30.43	360.00	Vertical	Horizontal	N/A
7948.000	-40.10	15.10	-13.0	27.10	256.00	Vertical	Horizontal	Pass
13387.875	-39.52	16.90	-13.0	26.52	42.00	Vertical	Horizontal	Pass

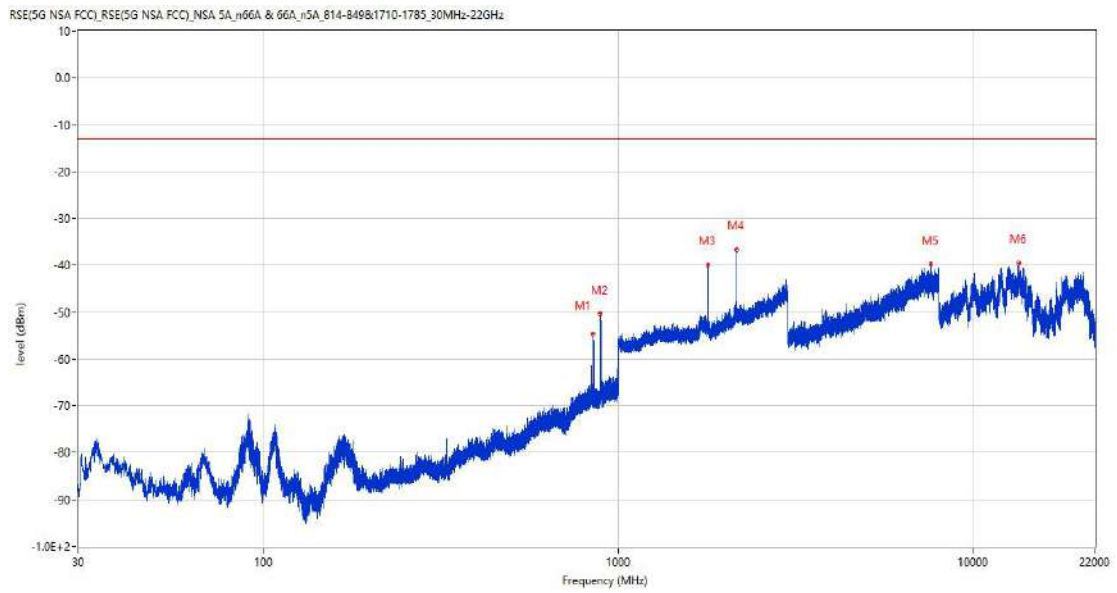
36.2 DC_5A_n66A BW10(LTE)+BW40(NR), QPSK, High Channel

RSE-H&H DC_5A_n66A BW10(LTE)+BW40(NR)



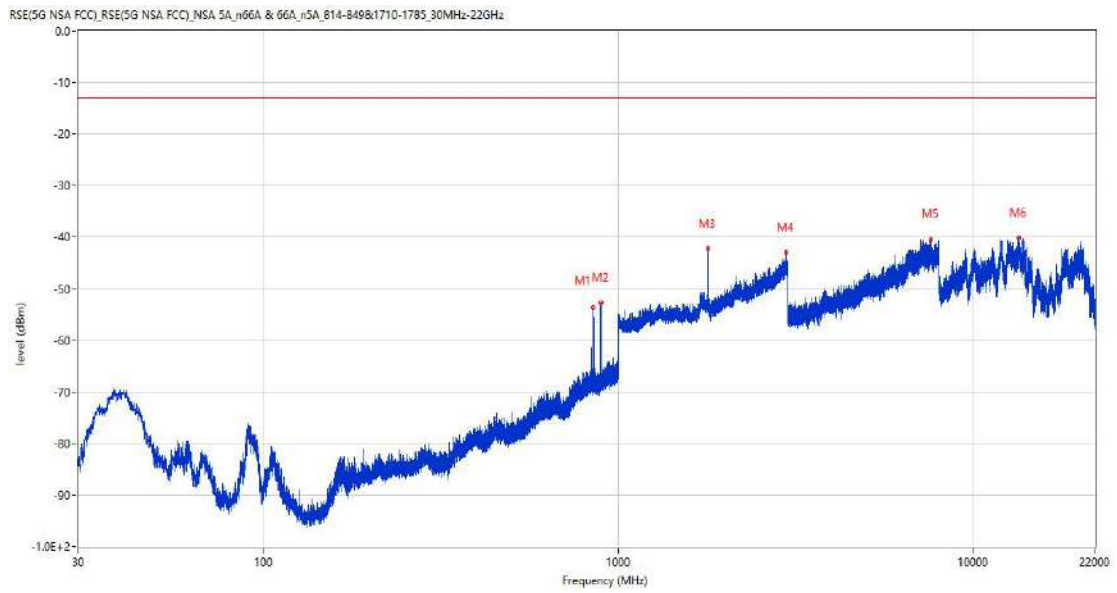
Frequency (MHz)	Result (dBm)	Factor (dB)	PK Limit (dBm)	Over Limit (dB)	Table (o)	ANT	EUT	Verdict
848.341	-51.23	4.71	-13.0	38.23	235.00	Horizontal	Horizontal	N/A
891.651	-55.09	4.71	-13.0	42.09	321.00	Horizontal	Horizontal	N/A
1780.200	-38.90	1.88	-13.0	25.90	29.00	Horizontal	Horizontal	N/A
2142.600	-39.42	4.39	-13.0	26.42	223.00	Horizontal	Horizontal	N/A
7813.500	-39.82	15.23	-13.0	26.82	308.00	Horizontal	Horizontal	Pass
13801.050	-39.41	16.99	-13.0	26.41	183.00	Horizontal	Horizontal	Pass

RSE-H&V DC_5A_n66A BW10(LTE)+BW40(NR)



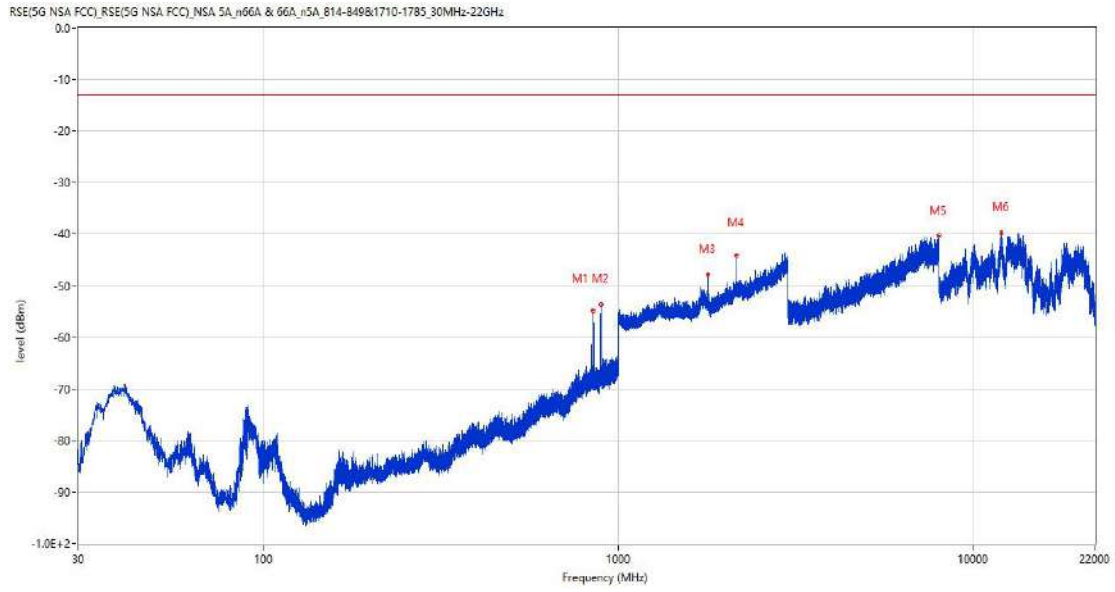
Frequency (MHz)	Result (dBm)	Factor (dB)	PK Limit (dBm)	Over Limit (dB)	Table (o)	ANT	EUT	Verdict
848.389	-54.72	4.71	-13.0	41.72	243.00	Horizontal	Vertical	N/A
884.619	-50.36	4.28	-13.0	37.36	231.00	Horizontal	Vertical	N/A
1780.000	-40.01	1.88	-13.0	27.01	360.00	Horizontal	Vertical	N/A
2143.300	-36.52	4.41	-13.0	23.52	153.00	Horizontal	Vertical	N/A
7571.000	-39.82	13.93	-13.0	26.82	342.00	Horizontal	Vertical	Pass
13390.238	-39.49	16.92	-13.0	26.49	360.00	Horizontal	Vertical	Pass

RSE-V&V DC_5A_n66A BW10(LTE)+BW40(NR)



Frequency (MHz)	Result (dBm)	Factor (dB)	PK Limit (dBm)	Over Limit (dB)	Table (o)	ANT	EUT	Verdict
848.389	-53.61	4.71	-13.0	40.61	49.00	Vertical	Vertical	N/A
889.274	-52.74	4.76	-13.0	39.74	291.00	Vertical	Vertical	N/A
1780.200	-42.19	1.88	-13.0	29.19	25.00	Vertical	Vertical	N/A
2956.600	-42.98	10.87	-13.0	29.98	305.00	Vertical	Vertical	Pass
7595.250	-40.44	13.77	-13.0	27.44	88.00	Vertical	Vertical	Pass
13402.838	-40.12	16.95	-13.0	27.12	360.00	Vertical	Vertical	Pass

RSE-V&H DC_5A_n66A BW10(LTE)+BW40(NR)

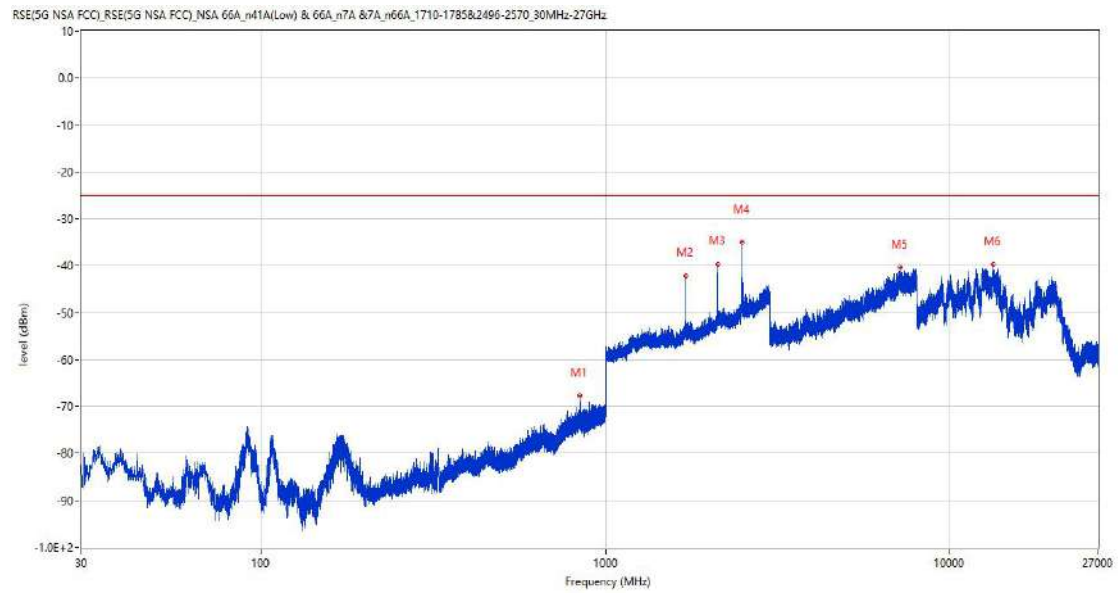


Frequency (MHz)	Result (dBm)	Factor (dB)	PK Limit (dBm)	Over Limit (dB)	Table (o)	ANT	EUT	Verdict
848.438	-54.72	4.70	-13.0	41.72	299.00	Vertical	Horizontal	N/A
889.129	-53.61	4.77	-13.0	40.61	262.00	Vertical	Horizontal	N/A
1780.400	-47.78	1.88	-13.0	34.78	21.00	Vertical	Horizontal	N/A
2144.900	-43.99	4.42	-13.0	30.99	352.00	Vertical	Horizontal	N/A
7970.000	-40.38	15.33	-13.0	27.38	110.00	Vertical	Horizontal	Pass
11966.963	-39.73	13.95	-13.0	26.73	258.00	Vertical	Horizontal	Pass

37 DC_7A_n66A

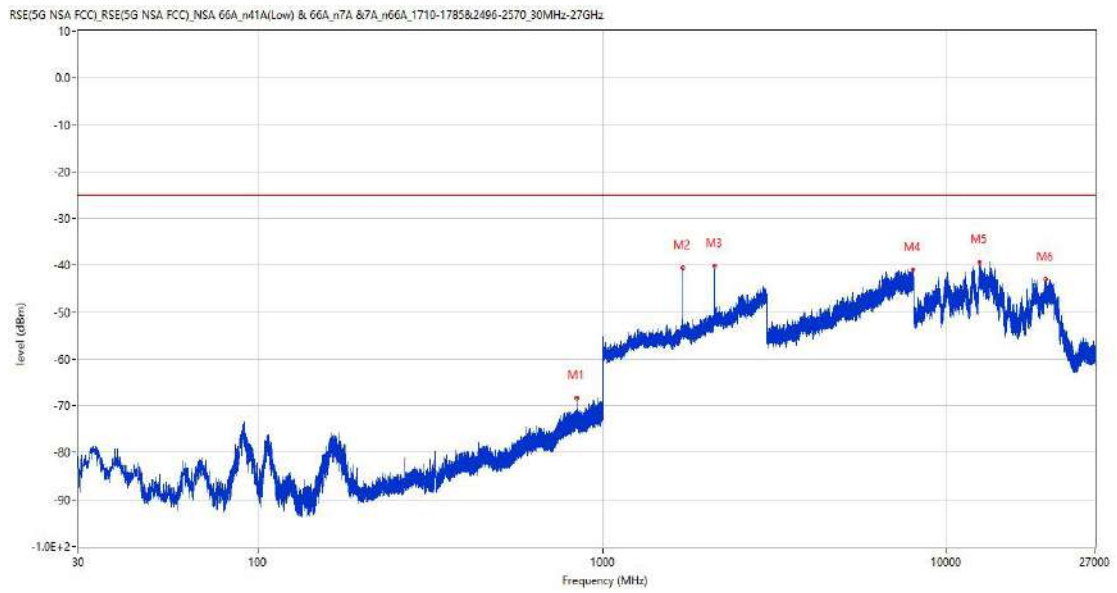
37.1 DC_7A_n66A BW20(LTE)+BW40(NR), QPSK, Low Channel

RSE-H&H DC_7A_n66A BW20(LTE)+BW40(NR)



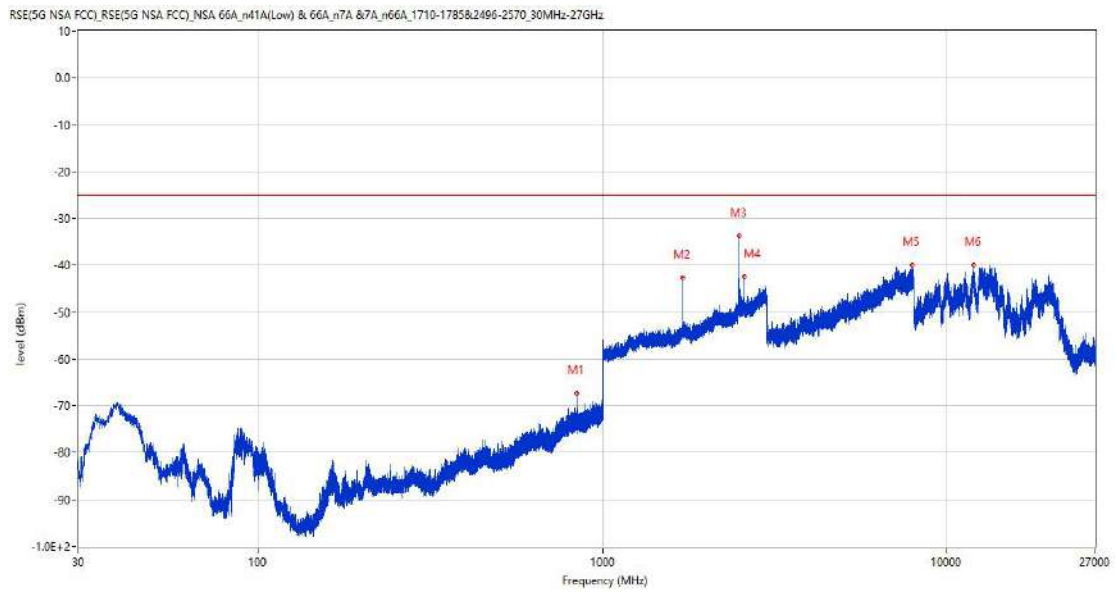
Frequency (MHz)	Result (dBm)	Factor (dB)	PK Limit (dBm)	Over Limit (dB)	Table (o)	ANT	EUT	Verdict
839.998	-67.75	-0.14	-25.0	42.75	133.00	Horizontal	Horizontal	Pass
1711.400	-42.10	1.27	-25.0	17.10	125.00	Horizontal	Horizontal	N/A
2114.500	-39.63	3.50	-25.0	14.63	220.00	Horizontal	Horizontal	N/A
2488.100	-35.00	7.08	-25.0	10.00	220.00	Horizontal	Horizontal	N/A
7195.000	-40.32	14.37	-25.0	15.32	161.00	Horizontal	Horizontal	Pass
13347.450	-39.75	16.44	-25.0	14.75	79.00	Horizontal	Horizontal	Pass

RSE-H&V DC_7A_n66A BW20(LTE)+BW40(NR)



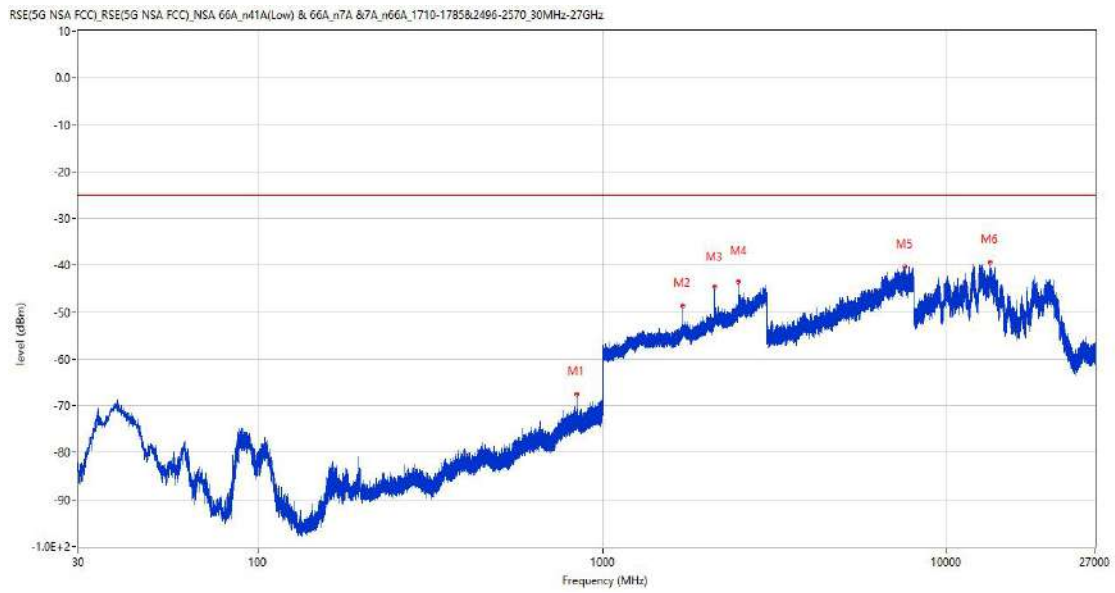
Frequency (MHz)	Result (dBm)	Factor (dB)	PK Limit (dBm)	Over Limit (dB)	Table (o)	ANT	EUT	Verdict
839.998	-68.32	-0.14	-25.0	43.32	209.00	Horizontal	Vertical	Pass
1711.500	-40.61	1.27	-25.0	15.61	183.00	Horizontal	Vertical	N/A
2115.500	-40.11	3.47	-25.0	15.11	175.00	Horizontal	Vertical	N/A
7966.750	-41.04	15.25	-25.0	16.04	1.00	Horizontal	Vertical	Pass
12486.138	-39.31	14.60	-25.0	14.31	177.00	Horizontal	Vertical	Pass
19376.099	-43.01	12.92	-25.0	18.01	279.00	Horizontal	Vertical	Pass

RSE-V&V DC_7A_n66A BW20(LTE)+BW40(NR)



Frequency (MHz)	Result (dBm)	Factor (dB)	PK Limit (dBm)	Over Limit (dB)	Table (o)	ANT	EUT	Verdict
839.998	-67.29	-0.14	-25.0	42.29	335.00	Vertical	Vertical	Pass
1711.500	-42.58	1.27	-25.0	17.58	34.00	Vertical	Vertical	N/A
2491.100	-33.76	7.09	-25.0	8.76	360.00	Vertical	Vertical	N/A
2583.300	-42.42	7.35	-25.0	17.42	25.00	Vertical	Vertical	N/A
7939.750	-39.94	14.90	-25.0	14.94	331.00	Vertical	Vertical	Pass
11979.312	-39.90	13.90	-25.0	14.90	239.00	Vertical	Vertical	Pass

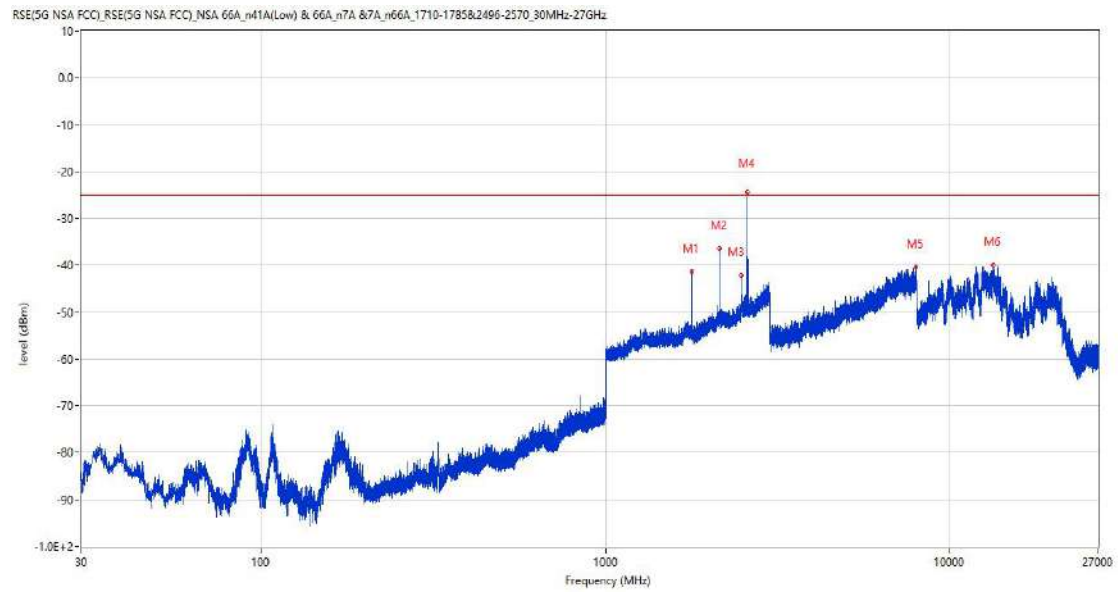
RSE-V&H DC_7A_n66A BW20(LTE)+BW40(NR)



Frequency (MHz)	Result (dBm)	Factor (dB)	PK Limit (dBm)	Over Limit (dB)	Table (o)	ANT	EUT	Verdict
839.998	-67.47	-0.14	-25.0	42.47	17.00	Vertical	Horizontal	Pass
1711.600	-48.60	1.27	-25.0	23.60	249.00	Vertical	Horizontal	N/A
2114.400	-44.50	3.51	-25.0	19.50	360.00	Vertical	Horizontal	N/A
2486.000	-43.54	7.07	-25.0	18.54	205.00	Vertical	Horizontal	N/A
7580.500	-40.37	14.34	-25.0	15.37	1.00	Vertical	Horizontal	Pass
13399.162	-39.34	17.00	-25.0	14.34	204.00	Vertical	Horizontal	Pass

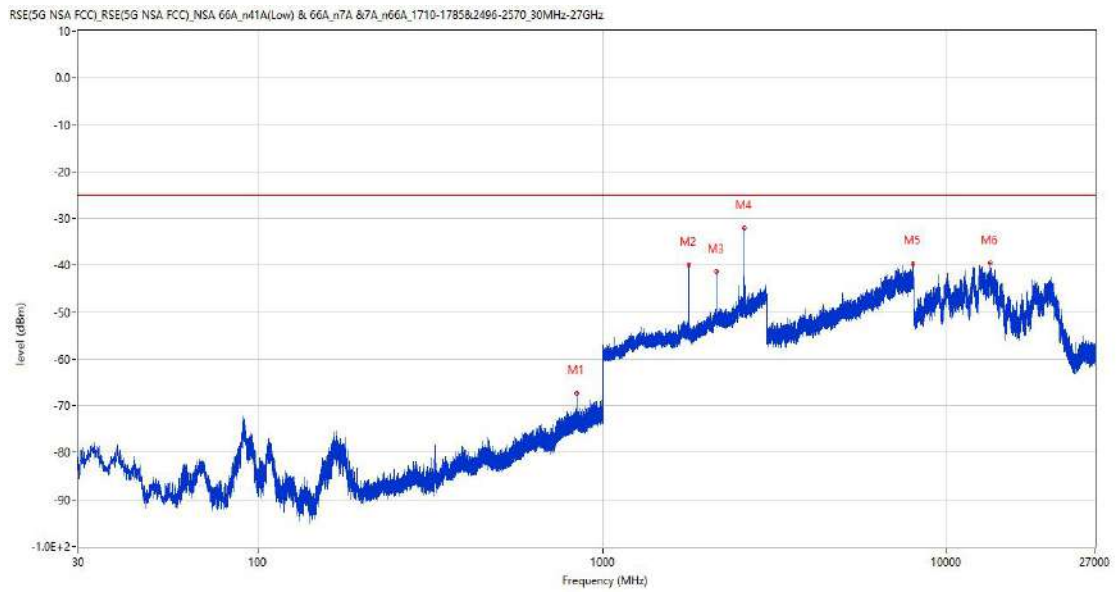
37.2 DC_7A_n66A BW20(LTE)+BW40(NR), QPSK, High Channel

RSE-H&H DC_7A_n66A BW20(LTE)+BW40(NR)



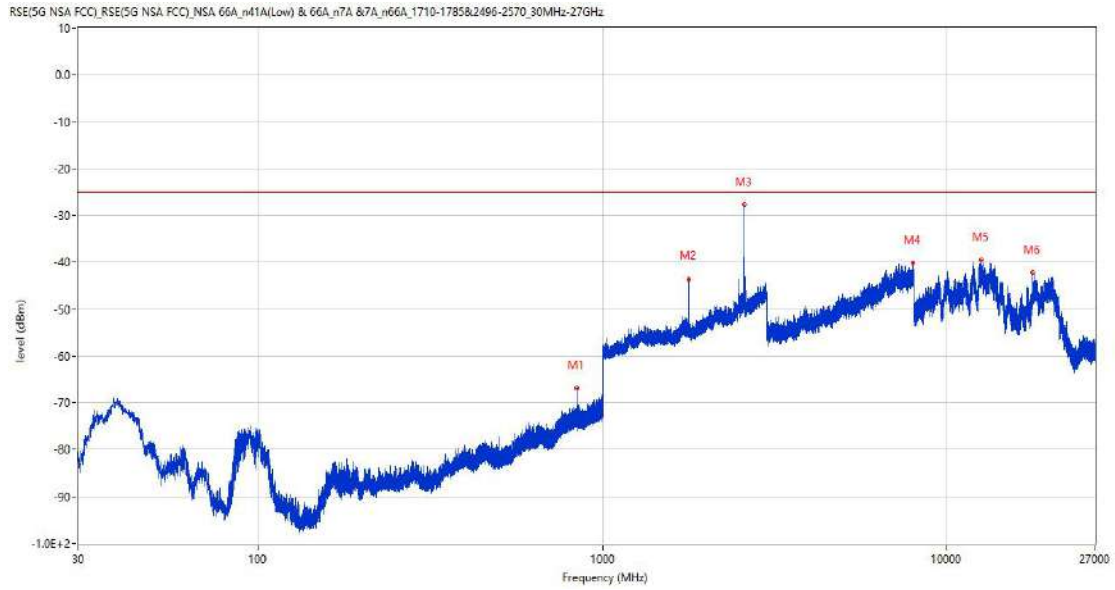
Frequency (MHz)	Result (dBm)	Factor (dB)	PK Limit (dBm)	Over Limit (dB)	Table (o)	ANT	EUT	Verdict
1780.300	-41.41	0.85	-25.0	16.41	118.00	Horizontal	Horizontal	N/A
2143.600	-36.42	4.06	-25.0	11.42	196.00	Horizontal	Horizontal	N/A
2485.300	-42.20	6.94	-25.0	17.20	144.00	Horizontal	Horizontal	N/A
2579.400	-24.37	7.37	-25.0	-0.63	75.00	Horizontal	Horizontal	N/A
7969.750	-40.41	15.34	-25.0	15.41	50.00	Horizontal	Horizontal	Pass
13391.025	-39.86	16.93	-25.0	14.86	38.00	Horizontal	Horizontal	Pass

RSE-H&V DC_7A_n66A BW20(LTE)+BW40(NR)



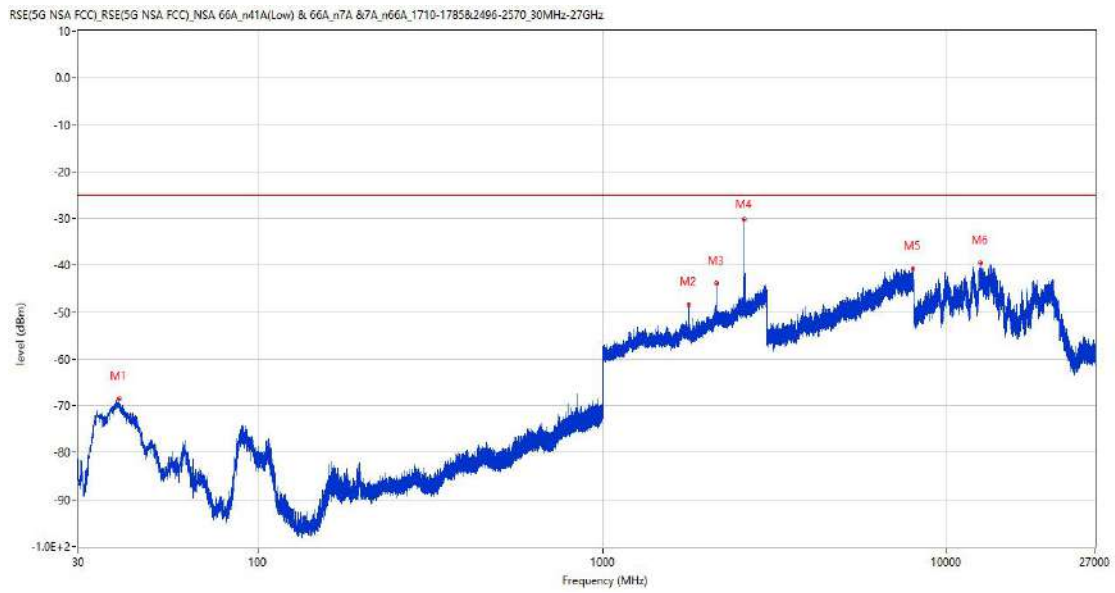
Frequency (MHz)	Result (dBm)	Factor (dB)	PK Limit (dBm)	Over Limit (dB)	Table (o)	ANT	EUT	Verdict
839.998	-67.37	-0.14	-25.0	42.37	1.00	Horizontal	Vertical	Pass
1780.300	-39.86	0.85	-25.0	14.86	360.00	Horizontal	Vertical	N/A
2143.300	-41.48	3.98	-25.0	16.48	182.00	Horizontal	Vertical	N/A
2585.700	-32.14	7.42	-25.0	7.14	135.00	Horizontal	Vertical	N/A
7957.750	-39.63	15.01	-25.0	14.63	185.00	Horizontal	Vertical	Pass
13380.000	-39.60	16.82	-25.0	14.60	254.00	Horizontal	Vertical	Pass

RSE-V&V DC_7A_n66A BW20(LTE)+BW40(NR)



Frequency (MHz)	Result (dBm)	Factor (dB)	PK Limit (dBm)	Over Limit (dB)	Table (o)	ANT	EUT	Verdict
839.998	-66.94	-0.14	-25.0	41.94	60.00	Vertical	Vertical	Pass
1780.200	-43.58	0.85	-25.0	18.58	40.00	Vertical	Vertical	N/A
2585.000	-27.79	7.33	-25.0	2.79	96.00	Vertical	Vertical	N/A
7967.500	-40.19	15.26	-25.0	15.19	185.00	Vertical	Vertical	Pass
12580.187	-39.55	14.08	-25.0	14.55	257.00	Vertical	Vertical	Pass
17801.288	-42.23	13.16	-25.0	17.23	240.00	Vertical	Vertical	Pass

RSE-V&H DC_7A_n66A BW20(LTE)+BW40(NR)

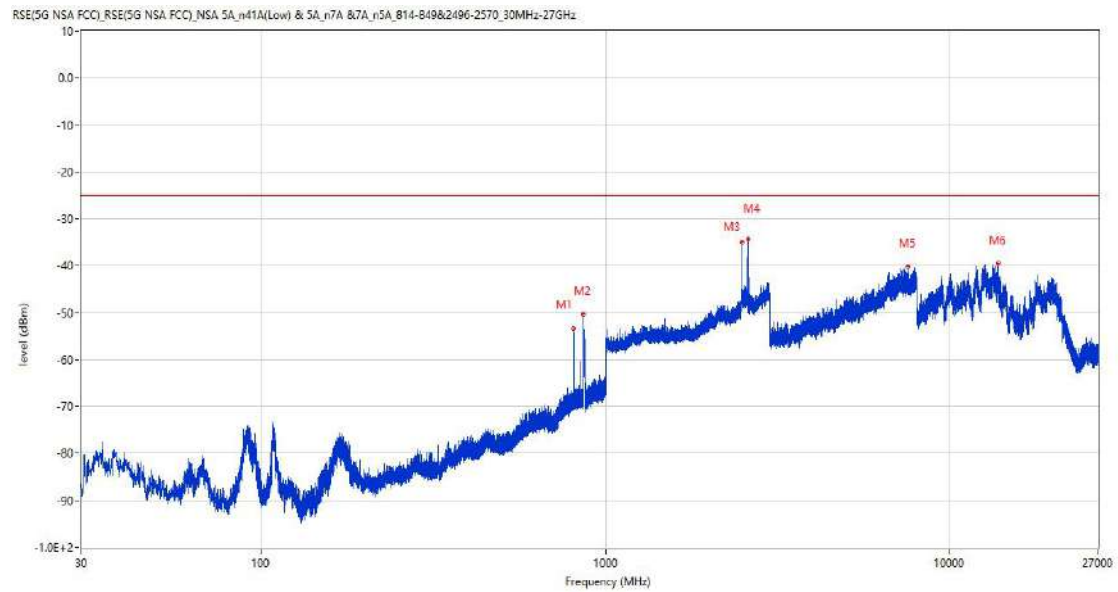


Frequency (MHz)	Result (dBm)	Factor (dB)	PK Limit (dBm)	Over Limit (dB)	Table (o)	ANT	EUT	Verdict
39.312	-68.57	-19.68	-25.0	43.57	178.00	Vertical	Horizontal	Pass
1780.300	-48.43	0.85	-25.0	23.43	316.00	Vertical	Horizontal	N/A
2144.800	-43.83	4.17	-25.0	18.83	169.00	Vertical	Horizontal	N/A
2585.600	-30.22	7.41	-25.0	5.22	143.00	Vertical	Horizontal	N/A
7961.250	-40.78	14.97	-25.0	15.78	304.00	Vertical	Horizontal	Pass
12530.550	-39.59	14.23	-25.0	14.59	31.00	Vertical	Horizontal	Pass

38 DC_26A_n41A

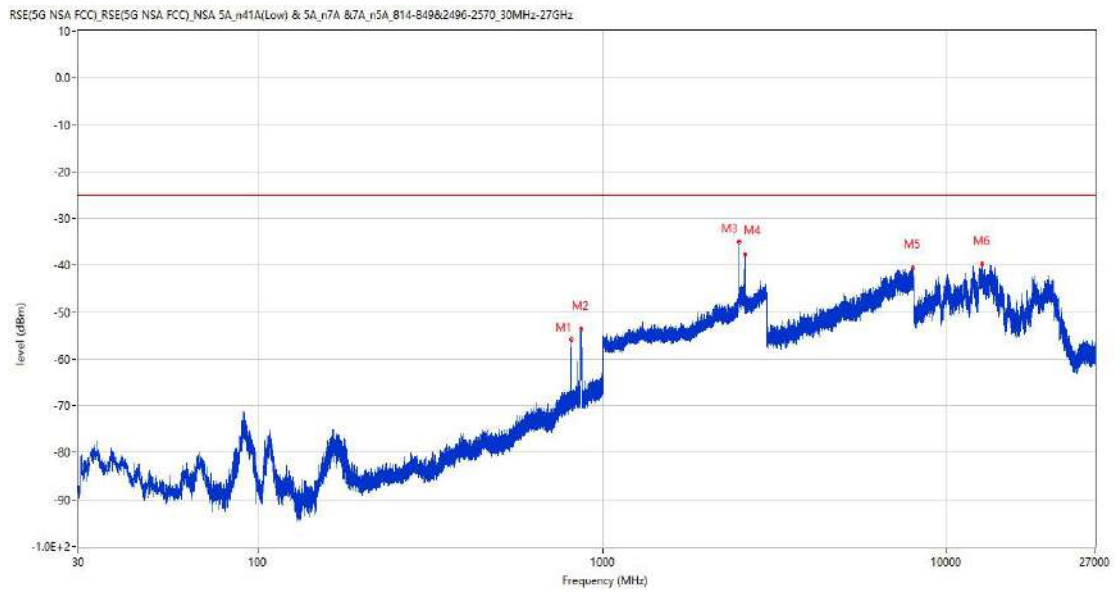
38.1 DC_26A_n41A BW15(LTE)+BW100(NR), QPSK, Low Channel

RSE-H&H DC_26A_n41A BW15(LTE)+BW100(NR)



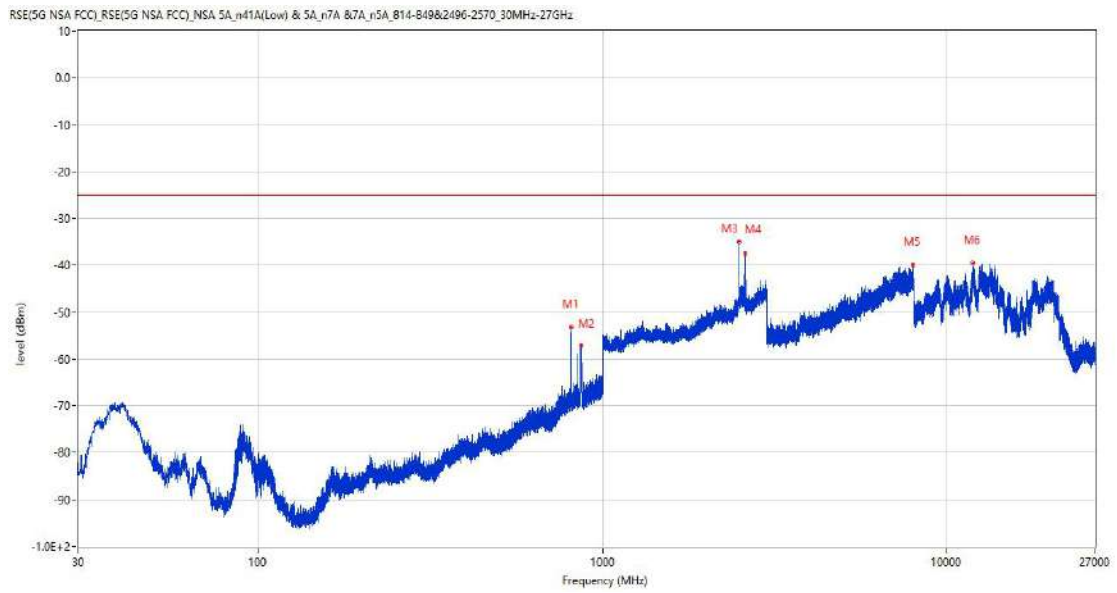
Frequency (MHz)	Result (dBm)	Factor (dB)	PK Limit (dBm)	Over Limit (dB)	Table (o)	ANT	EUT	Verdict
809.686	-53.37	4.25	-25.0	28.37	317.00	Horizontal	Horizontal	N/A
859.883	-50.22	4.27	-25.0	25.22	261.00	Horizontal	Horizontal	N/A
2497.900	-34.87	8.98	-25.0	9.87	159.00	Horizontal	Horizontal	N/A
2595.800	-34.33	7.16	-25.0	9.33	151.00	Horizontal	Horizontal	N/A
7586.750	-40.22	14.10	-25.0	15.22	60.00	Horizontal	Horizontal	Pass
13825.200	-39.45	16.42	-25.0	14.45	324.00	Horizontal	Horizontal	Pass

RSE-H&V DC_26A_n41A BW15(LTE)+BW100(NR)



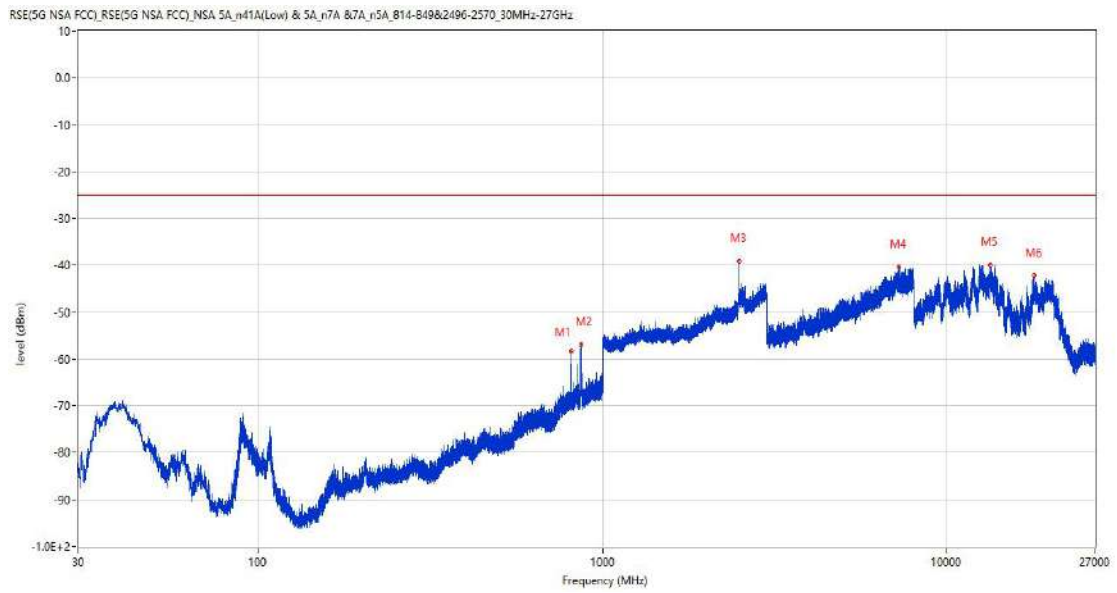
Frequency (MHz)	Result (dBm)	Factor (dB)	PK Limit (dBm)	Over Limit (dB)	Table (o)	ANT	EUT	Verdict
814.876	-55.81	4.25	-25.0	30.81	2.00	Horizontal	Vertical	N/A
866.576	-53.59	4.26	-25.0	28.59	351.00	Horizontal	Vertical	N/A
2497.700	-35.02	8.98	-25.0	10.02	190.00	Horizontal	Vertical	N/A
2595.600	-37.74	7.15	-25.0	12.74	190.00	Horizontal	Vertical	N/A
7954.500	-40.45	14.95	-25.0	15.45	239.00	Horizontal	Vertical	Pass
12695.137	-39.71	14.74	-25.0	14.71	292.00	Horizontal	Vertical	Pass

RSE-V&V DC_26A_n41A BW15(LTE)+BW100(NR)



Frequency (MHz)	Result (dBm)	Factor (dB)	PK Limit (dBm)	Over Limit (dB)	Table (o)	ANT	EUT	Verdict
814.924	-53.23	4.25	-25.0	28.23	240.00	Vertical	Vertical	N/A
866.043	-57.08	4.23	-25.0	32.08	1.00	Vertical	Vertical	N/A
2497.800	-34.91	8.98	-25.0	9.91	144.00	Vertical	Vertical	N/A
2591.500	-37.49	7.52	-25.0	12.49	119.00	Vertical	Vertical	N/A
7952.250	-39.98	15.12	-25.0	14.98	23.00	Vertical	Vertical	Pass
11905.688	-39.57	13.95	-25.0	14.57	28.00	Vertical	Vertical	Pass

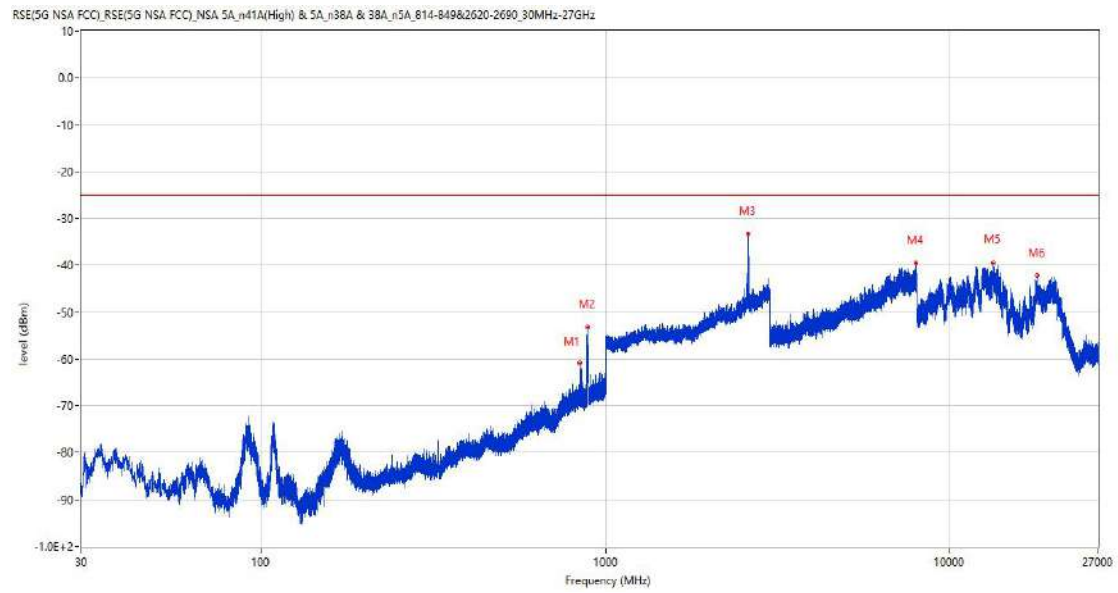
RSE-V&H DC_26A_n41A BW15(LTE)+BW100(NR)



Frequency (MHz)	Result (dBm)	Factor (dB)	PK Limit (dBm)	Over Limit (dB)	Table (o)	ANT	EUT	Verdict
814.827	-58.31	4.25	-25.0	33.31	344.00	Vertical	Horizontal	N/A
866.383	-56.93	4.27	-25.0	31.93	360.00	Vertical	Horizontal	N/A
2497.900	-39.13	8.98	-25.0	14.13	216.00	Vertical	Horizontal	N/A
7256.000	-40.34	14.59	-25.0	15.34	128.00	Vertical	Horizontal	Pass
13359.000	-39.92	16.62	-25.0	14.92	195.00	Vertical	Horizontal	Pass
17949.073	-42.20	14.07	-25.0	17.20	343.00	Vertical	Horizontal	Pass

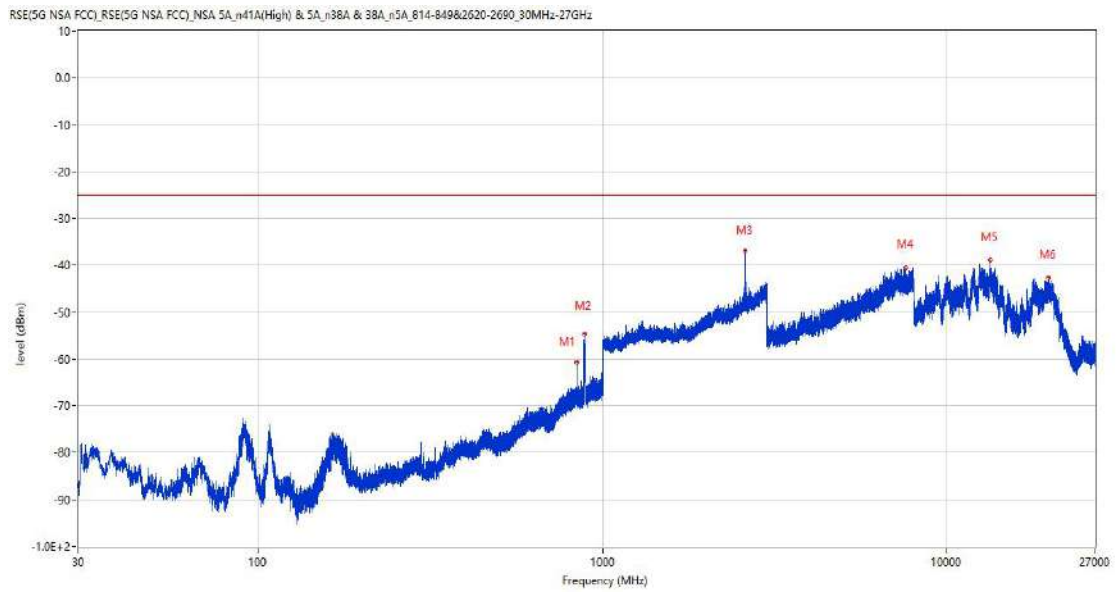
38.2 DC_26A_n41A BW15(LTE)+BW100(NR), QPSK, High Channel

RSE-H&H DC_26A_n41A BW15(LTE)+BW100(NR)



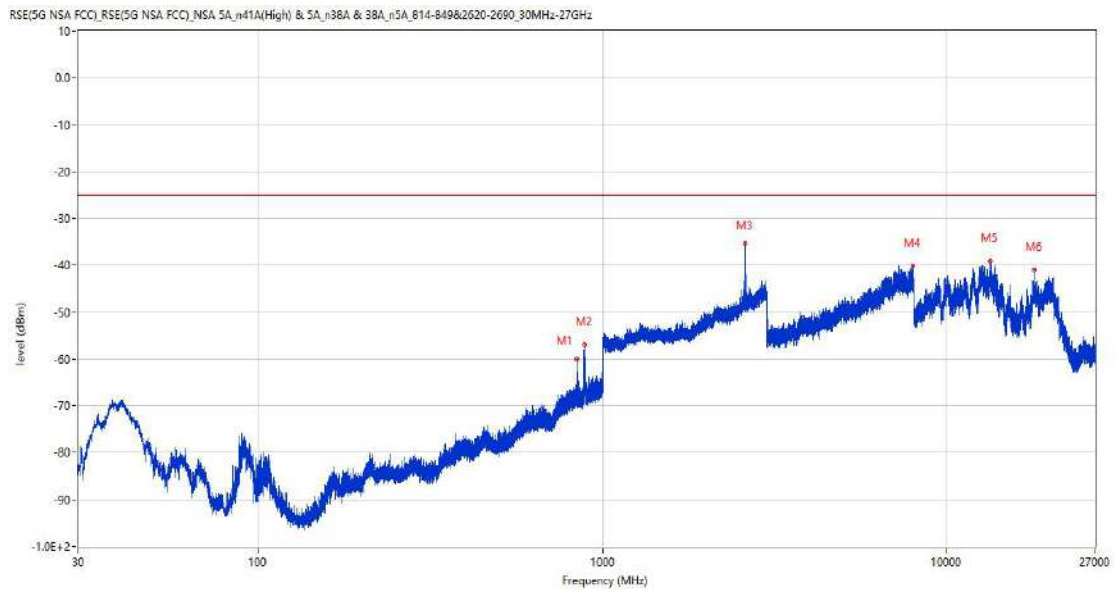
Frequency (MHz)	Result (dBm)	Factor (dB)	PK Limit (dBm)	Over Limit (dB)	Table (o)	ANT	EUT	Verdict
839.998	-60.75	5.03	-25.0	35.75	242.00	Horizontal	Horizontal	N/A
885.637	-53.21	4.47	-25.0	28.21	225.00	Horizontal	Horizontal	N/A
2596.300	-33.27	7.74	-25.0	8.27	155.00	Horizontal	Horizontal	N/A
7958.750	-39.54	14.86	-25.0	14.54	144.00	Horizontal	Horizontal	Pass
13379.738	-39.42	16.82	-25.0	14.42	256.00	Horizontal	Horizontal	Pass
17936.738	-42.16	13.77	-25.0	17.16	147.00	Horizontal	Horizontal	Pass

RSE-H&V DC_26A_n41A BW15(LTE)+BW100(NR)



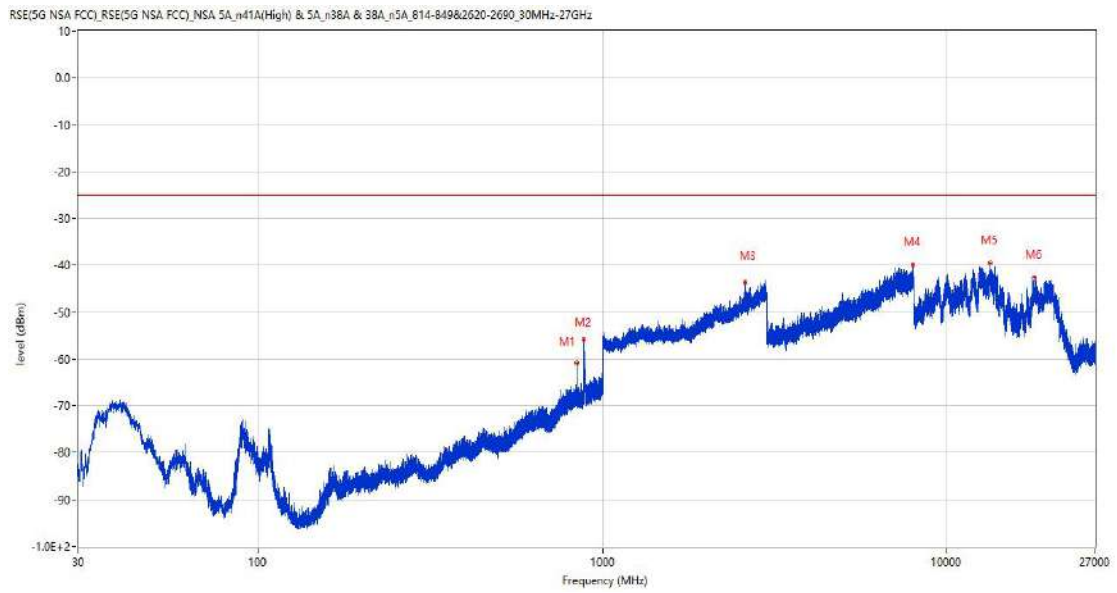
Frequency (MHz)	Result (dBm)	Factor (dB)	PK Limit (dBm)	Over Limit (dB)	Table (o)	ANT	EUT	Verdict
839.998	-60.92	5.03	-25.0	35.92	287.00	Horizontal	Vertical	N/A
885.588	-54.54	4.46	-25.0	29.54	1.00	Horizontal	Vertical	N/A
2596.200	-36.79	7.74	-25.0	11.79	184.00	Horizontal	Vertical	N/A
7596.250	-40.46	13.84	-25.0	15.46	259.00	Horizontal	Vertical	Pass
13392.338	-38.84	16.94	-25.0	13.84	147.00	Horizontal	Vertical	Pass
19782.001	-42.53	12.94	-25.0	17.53	1.00	Horizontal	Vertical	Pass

RSE-V&V DC_26A_n41A BW15(LTE)+BW100(NR)



Frequency (MHz)	Result (dBm)	Factor (dB)	PK Limit (dBm)	Over Limit (dB)	Table (o)	ANT	EUT	Verdict
839.998	-60.03	5.03	-25.0	35.03	340.00	Vertical	Vertical	N/A
885.588	-56.86	4.46	-25.0	31.86	293.00	Vertical	Vertical	N/A
2592.000	-35.30	7.38	-25.0	10.30	125.00	Vertical	Vertical	N/A
7959.500	-40.16	15.16	-25.0	15.16	77.00	Vertical	Vertical	Pass
13350.075	-39.11	16.54	-25.0	14.11	301.00	Vertical	Vertical	Pass
17984.776	-40.97	13.23	-25.0	15.97	46.00	Vertical	Vertical	Pass

RSE-V&H DC_26A_n41A BW15(LTE)+BW100(NR)

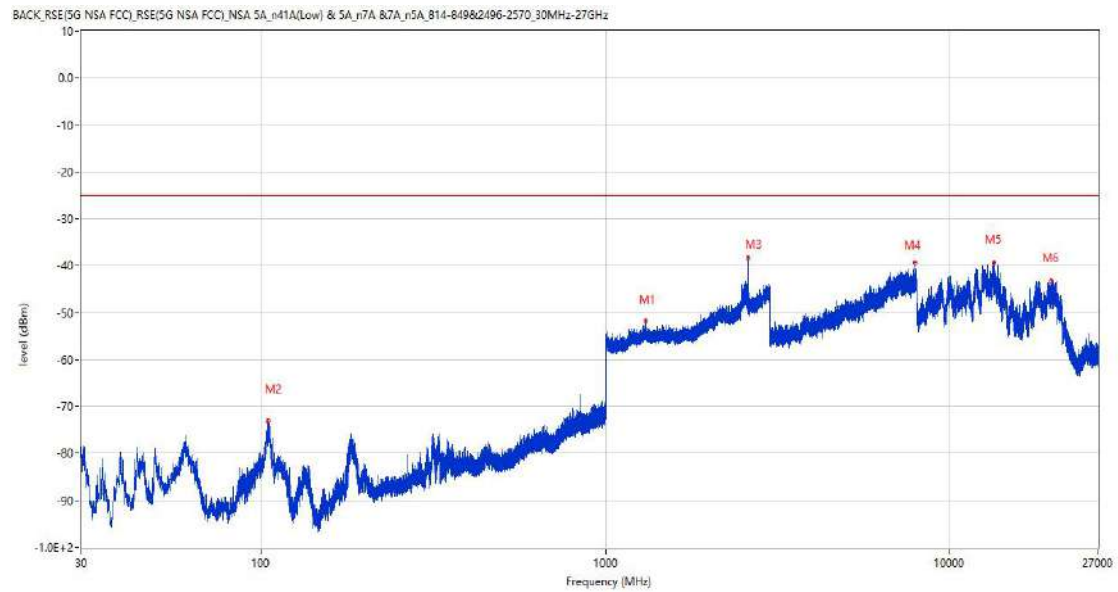


Frequency (MHz)	Result (dBm)	Factor (dB)	PK Limit (dBm)	Over Limit (dB)	Table (o)	ANT	EUT	Verdict
839.998	-60.79	5.03	-25.0	35.79	181.00	Vertical	Horizontal	N/A
879.865	-55.88	4.11	-25.0	30.88	360.00	Vertical	Horizontal	N/A
2591.700	-43.71	7.37	-25.0	18.71	105.00	Vertical	Horizontal	N/A
7952.750	-39.87	15.13	-25.0	14.87	151.00	Vertical	Horizontal	Pass
13383.937	-39.46	16.86	-25.0	14.46	279.00	Vertical	Horizontal	Pass
17928.600	-42.65	13.58	-25.0	17.65	89.00	Vertical	Horizontal	Pass

39 DC_41A_n41A

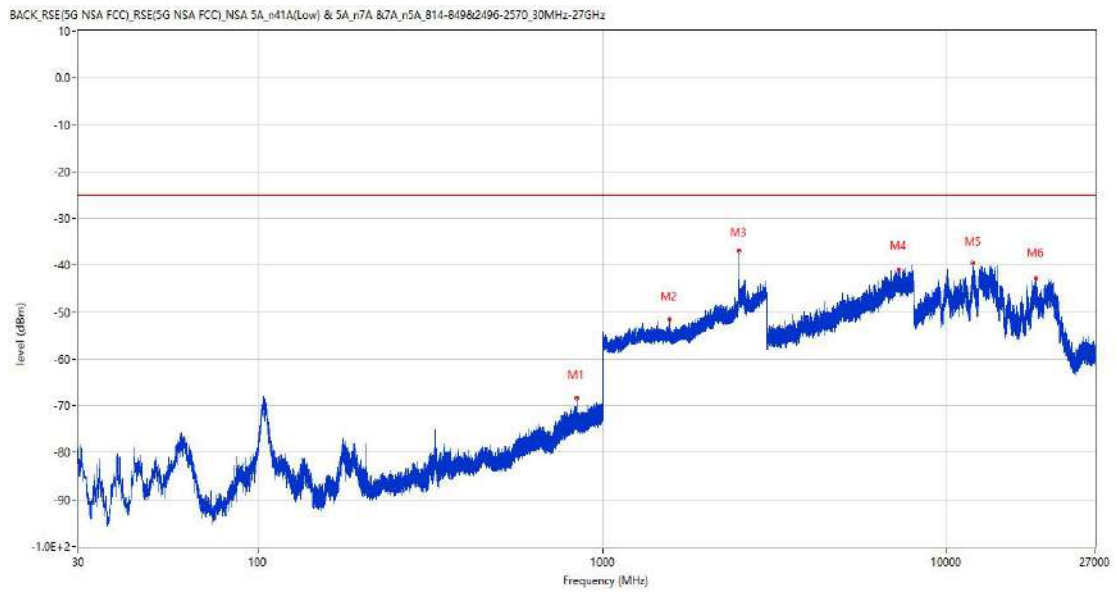
39.1 DC_41A_n41A BW20(LTE)+BW100(NR), QPSK, Low Channel

RSE-H&H DC_41A_n41A BW20(LTE)+BW100(NR)



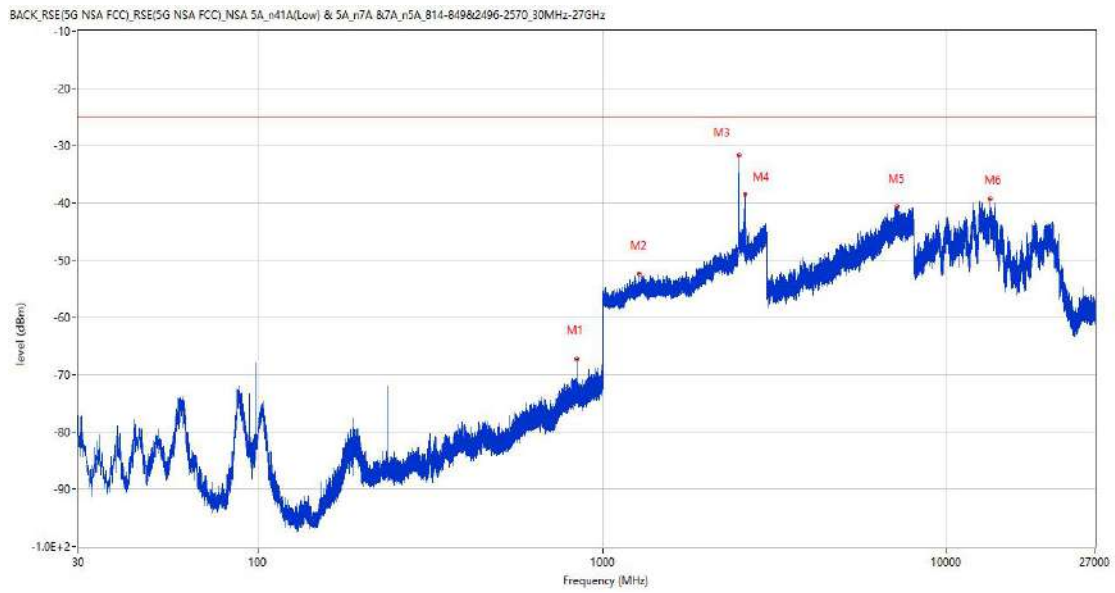
Frequency (MHz)	Result (dBm)	Factor (dB)	PK Limit (dBm)	Over Limit (dB)	Table (o)	ANT	EUT	Verdict
1311.500	-51.68	0.59	-25.0	26.68	1.00	Horizontal	Horizontal	Pass
104.690	-73.11	-19.01	-25.0	48.11	273.00	Horizontal	Horizontal	Pass
2591.300	-38.26	7.57	-25.0	13.26	147.00	Horizontal	Horizontal	N/A
7946.750	-39.26	15.08	-25.0	14.26	232.00	Horizontal	Horizontal	Pass
13422.525	-39.27	16.51	-25.0	14.27	97.00	Horizontal	Horizontal	Pass
19688.849	-43.22	12.94	-25.0	18.22	163.00	Horizontal	Horizontal	Pass

RSE-H&V DC_41A_n41A BW20(LTE)+BW100(NR)



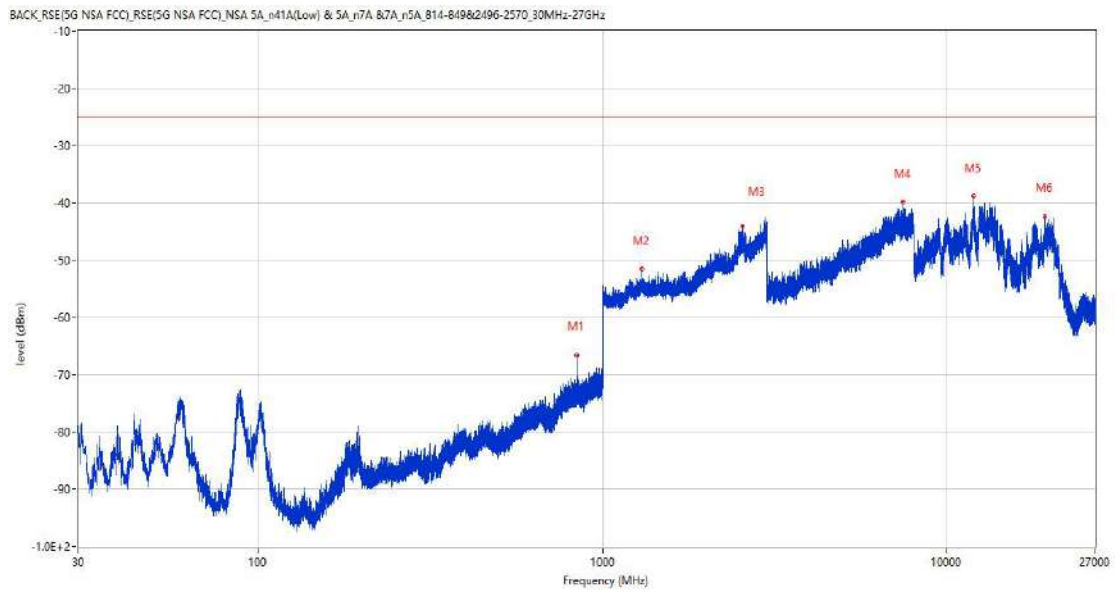
Frequency (MHz)	Result (dBm)	Factor (dB)	PK Limit (dBm)	Over Limit (dB)	Table (o)	ANT	EUT	Verdict
839.998	-68.26	-0.14	-25.0	43.26	191.00	Horizontal	Vertical	Pass
1570.600	-51.48	0.25	-25.0	26.48	1.00	Horizontal	Vertical	Pass
2490.100	-36.83	8.95	-25.0	11.83	114.00	Horizontal	Vertical	N/A
7269.250	-40.86	14.73	-25.0	15.86	200.00	Horizontal	Vertical	Pass
11935.849	-39.61	13.99	-25.0	14.61	13.00	Horizontal	Vertical	Pass
18201.600	-42.82	12.86	-25.0	17.82	157.00	Horizontal	Vertical	Pass

RSE-V&V DC_41A_n41A BW20(LTE)+BW100(NR)



Frequency (MHz)	Result (dBm)	Factor (dB)	PK Limit (dBm)	Over Limit (dB)	Table (o)	ANT	EUT	Verdict
839.998	-67.24	-0.14	-25.0	42.24	246.00	Vertical	Vertical	Pass
1278.100	-52.42	0.18	-25.0	27.42	78.00	Vertical	Vertical	Pass
2489.100	-31.70	8.94	-25.0	6.70	130.00	Vertical	Vertical	N/A
2595.200	-38.46	7.14	-25.0	13.46	20.00	Vertical	Vertical	N/A
7198.000	-40.75	14.31	-25.0	15.75	253.00	Vertical	Vertical	Pass
13342.725	-39.34	16.25	-25.0	14.34	341.00	Vertical	Vertical	Pass

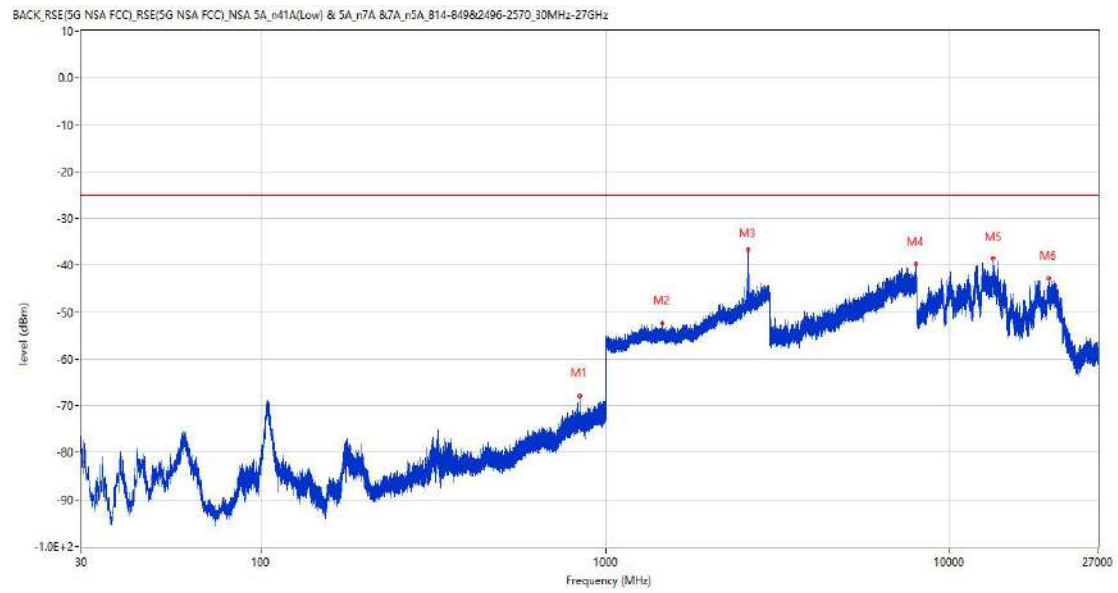
RSE-V&H DC_41A_n41A BW20(LTE)+BW100(NR)



Frequency (MHz)	Result (dBm)	Factor (dB)	PK Limit (dBm)	Over Limit (dB)	Table (o)	ANT	EUT	Verdict
839.998	-66.59	-0.14	-25.0	41.59	119.00	Vertical	Horizontal	Pass
1300.300	-51.61	0.50	-25.0	26.61	1.00	Vertical	Horizontal	Pass
2555.300	-44.14	9.45	-25.0	19.14	351.00	Vertical	Horizontal	N/A
7481.250	-39.85	14.10	-25.0	14.85	100.00	Vertical	Horizontal	Pass
11986.201	-38.82	13.87	-25.0	13.82	0.00	Vertical	Horizontal	Pass
19294.650	-42.32	12.92	-25.0	17.32	282.00	Vertical	Horizontal	Pass

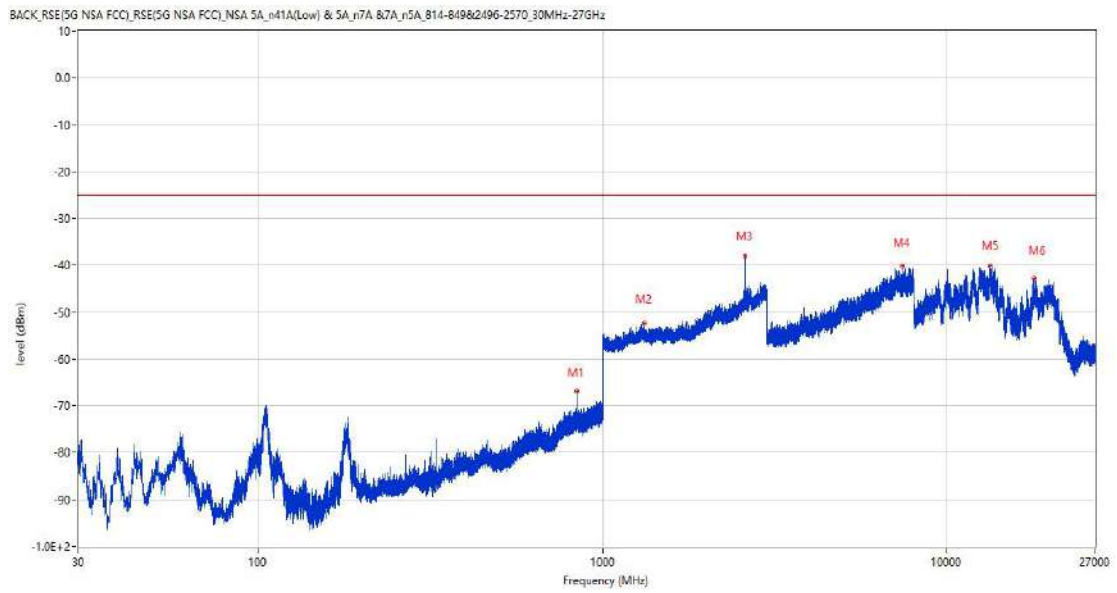
39.2 DC_41A_n41A BW20(LTE)+BW100(NR), QPSK, High Channel

RSE-H&H DC_41A_n41A BW20(LTE)+BW100(NR)



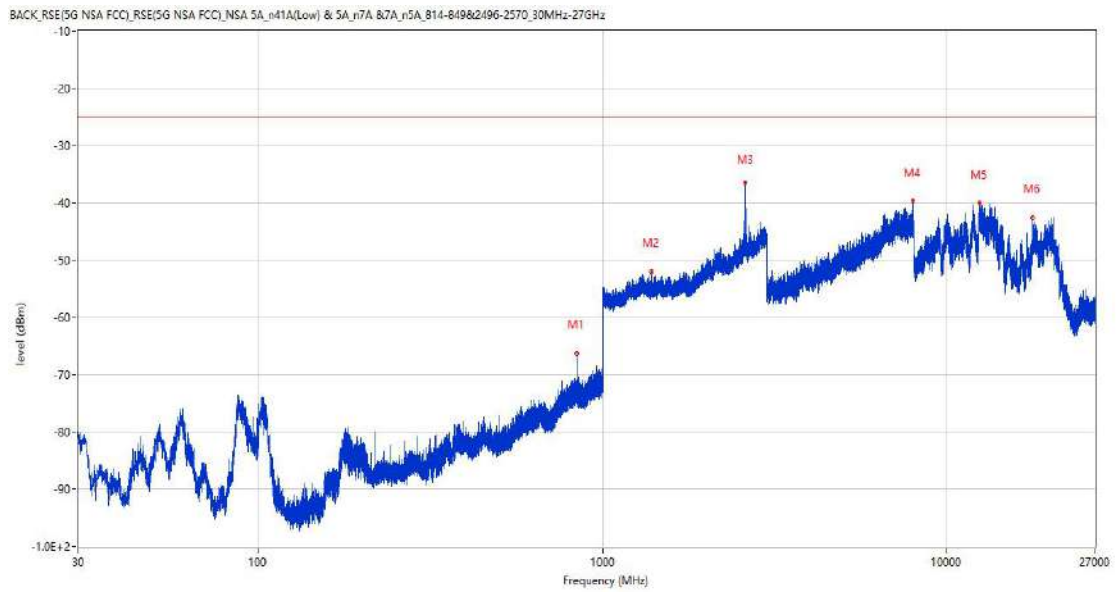
Frequency (MHz)	Result (dBm)	Factor (dB)	PK Limit (dBm)	Over Limit (dB)	Table (o)	ANT	EUT	Verdict
839.998	-67.86	-0.14	-25.0	42.86	73.00	Horizontal	Horizontal	Pass
1465.000	-52.35	-0.02	-25.0	27.35	210.00	Horizontal	Horizontal	Pass
2591.700	-36.55	7.37	-25.0	11.55	111.00	Horizontal	Horizontal	N/A
7993.000	-39.77	14.25	-25.0	14.77	19.00	Horizontal	Horizontal	Pass
13342.463	-38.54	16.24	-25.0	13.54	20.00	Horizontal	Horizontal	Pass
19374.301	-42.83	12.92	-25.0	17.83	174.00	Horizontal	Horizontal	Pass

RSE-H&V DC_41A_n41A BW20(LTE)+BW100NR)



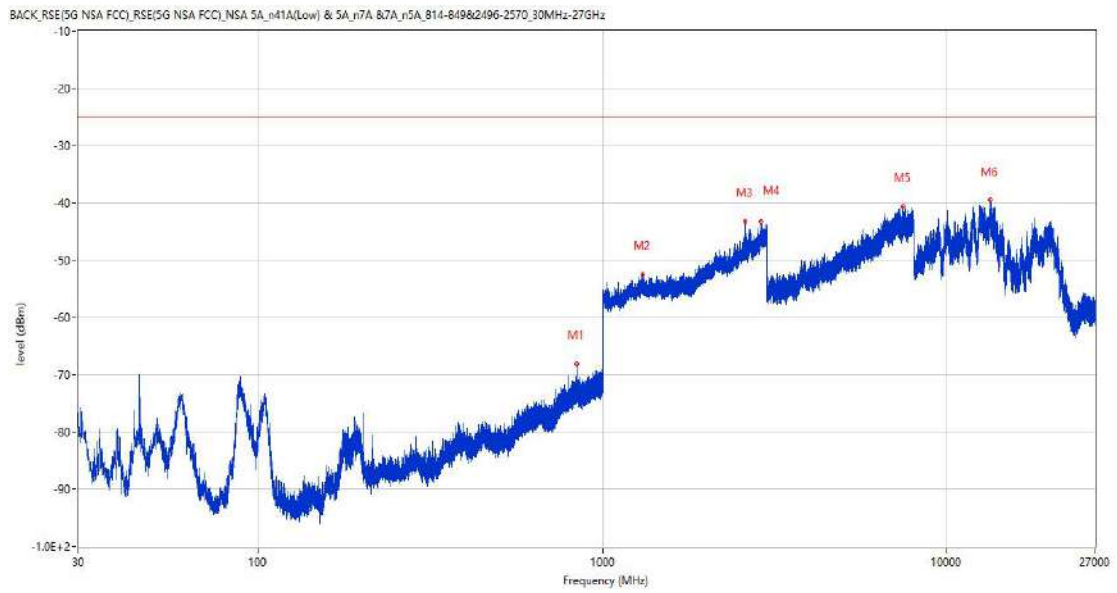
Frequency (MHz)	Result (dBm)	Factor (dB)	PK Limit (dBm)	Over Limit (dB)	Table (o)	ANT	EUT	Verdict
839.998	-66.86	-0.14	-25.0	41.86	130.00	Horizontal	Vertical	Pass
1323.100	-52.27	0.20	-25.0	27.27	98.00	Horizontal	Vertical	Pass
2591.800	-38.04	7.37	-25.0	13.04	104.00	Horizontal	Vertical	N/A
7414.750	-40.14	14.03	-25.0	15.14	277.00	Horizontal	Vertical	Pass
13337.475	-40.19	16.05	-25.0	15.19	94.00	Horizontal	Vertical	Pass
17942.512	-42.75	13.91	-25.0	17.75	340.00	Horizontal	Vertical	Pass

RSE-V&V DC_41A_n41A BW20(LTE)+BW100(NR)



Frequency (MHz)	Result (dBm)	Factor (dB)	PK Limit (dBm)	Over Limit (dB)	Table (o)	ANT	EUT	Verdict
839.998	-66.27	-0.14	-25.0	41.27	360.00	Vertical	Vertical	Pass
1389.900	-51.97	-0.19	-25.0	26.97	2.00	Vertical	Vertical	Pass
2592.000	-36.36	7.38	-25.0	11.36	39.00	Vertical	Vertical	N/A
7959.750	-39.66	15.12	-25.0	14.66	36.00	Vertical	Vertical	Pass
12480.675	-40.01	14.55	-25.0	15.01	259.00	Vertical	Vertical	Pass
17809.949	-42.52	12.93	-25.0	17.52	149.00	Vertical	Vertical	Pass

RSE-V&H DC_41A_n41A BW20(LTE)+BW100NR)

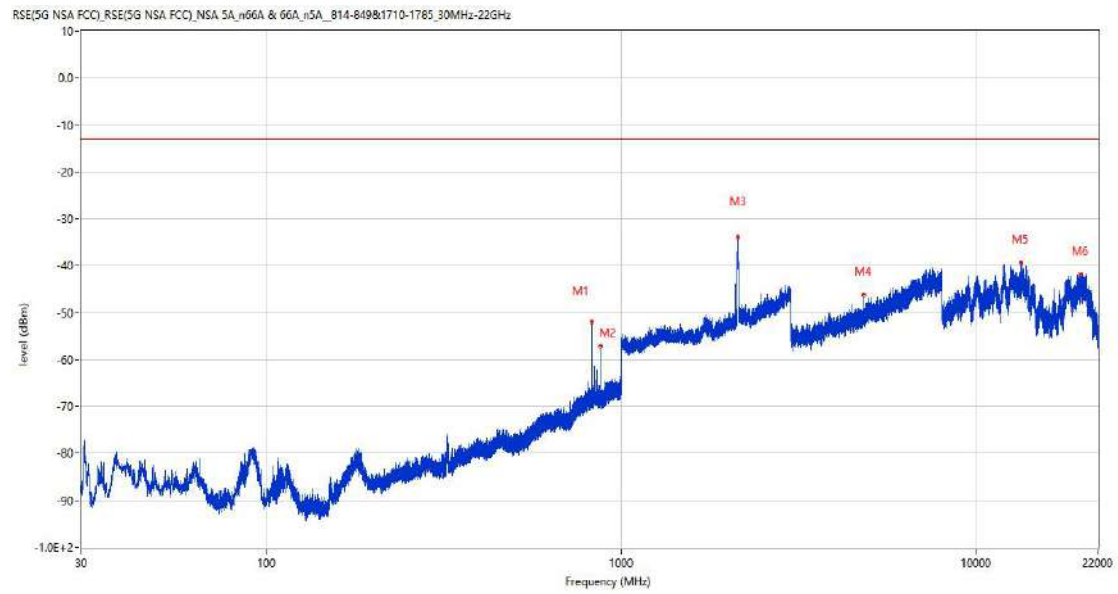


Frequency (MHz)	Result (dBm)	Factor (dB)	PK Limit (dBm)	Over Limit (dB)	Table (o)	ANT	EUT	Verdict
839.998	-68.08	-0.14	-25.0	43.08	232.00	Vertical	Horizontal	Pass
1312.600	-52.53	0.53	-25.0	27.53	85.00	Vertical	Horizontal	Pass
2591.800	-43.14	7.37	-25.0	18.14	105.00	Vertical	Horizontal	N/A
2891.600	-43.25	10.91	-25.0	18.25	330.00	Vertical	Horizontal	Pass
7481.000	-40.61	14.12	-25.0	15.61	135.00	Vertical	Horizontal	Pass
13373.963	-39.42	16.77	-25.0	14.42	93.00	Vertical	Horizontal	Pass

40 DC_66A_n5A

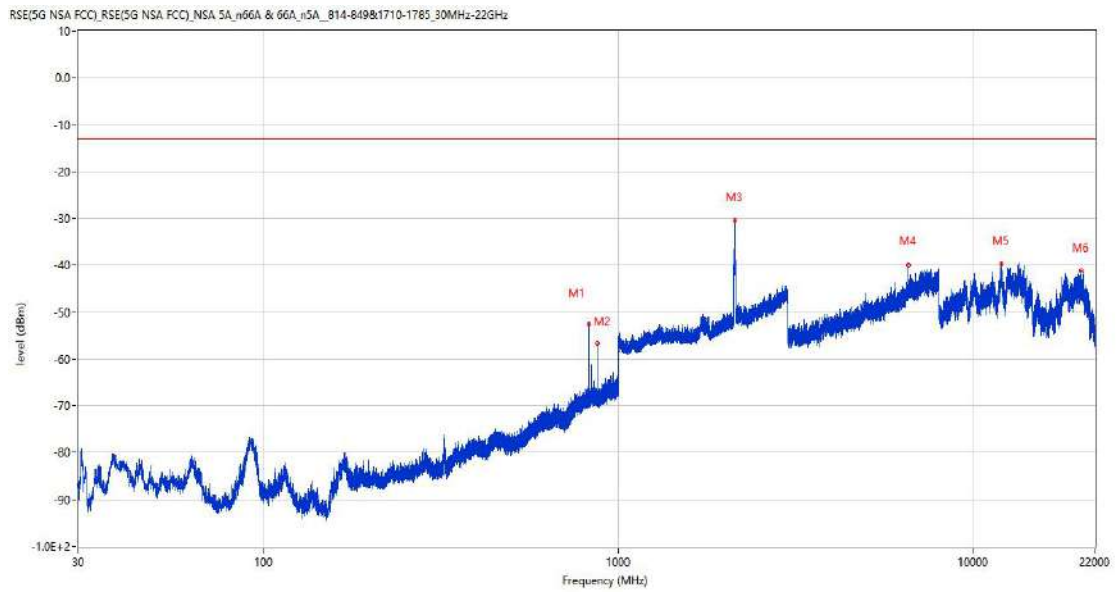
40.1 DC_66A_n5A BW20(LTE)+BW20(NR), QPSK, Low Channel

RSE-H&H DC_66A_n5A BW20(LTE)+BW20(NR)



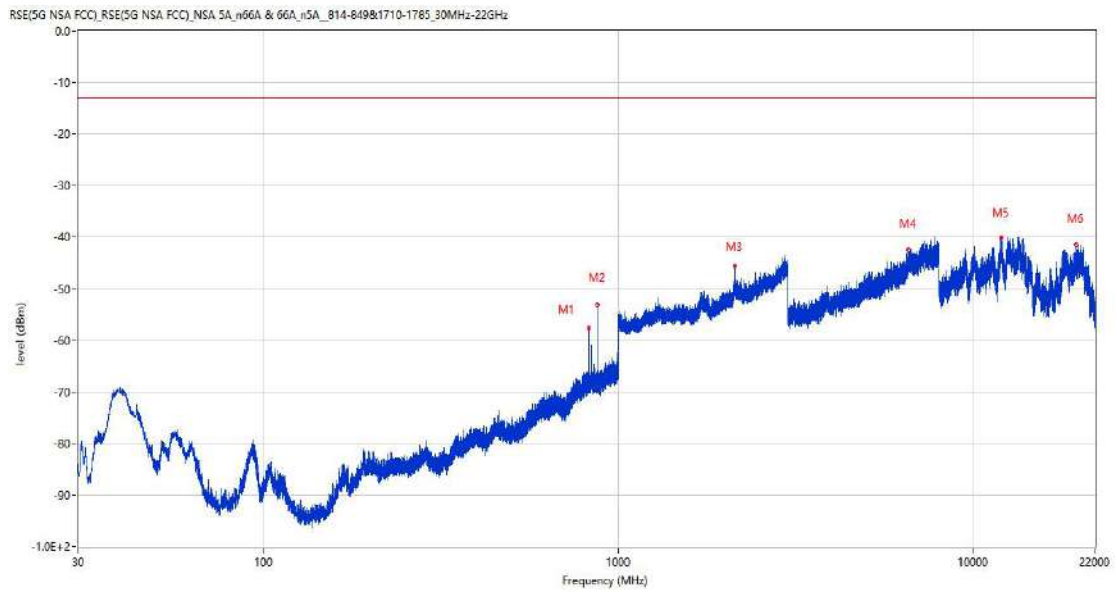
Frequency (MHz)	Result (dBm)	Factor (dB)	PK Limit (dBm)	Over Limit (dB)	Table (o)	ANT	EUT	Verdict
824.575	-51.99	4.43	-13.0	38.99	215.00	Horizontal	Horizontal	N/A
872.009	-57.14	4.30	-13.0	44.14	91.00	Horizontal	Horizontal	N/A
2120.900	-33.98	4.08	-13.0	20.98	235.00	Horizontal	Horizontal	N/A
4813.000	-46.11	7.86	-13.0	33.11	223.00	Horizontal	Horizontal	Pass
13319.625	-39.32	15.34	-13.0	26.32	118.00	Horizontal	Horizontal	Pass
19658.000	-41.86	12.93	-13.0	28.86	360.00	Horizontal	Horizontal	Pass

RSE-H&V DC_66A_n5A BW20(LTE)+BW20(NR)



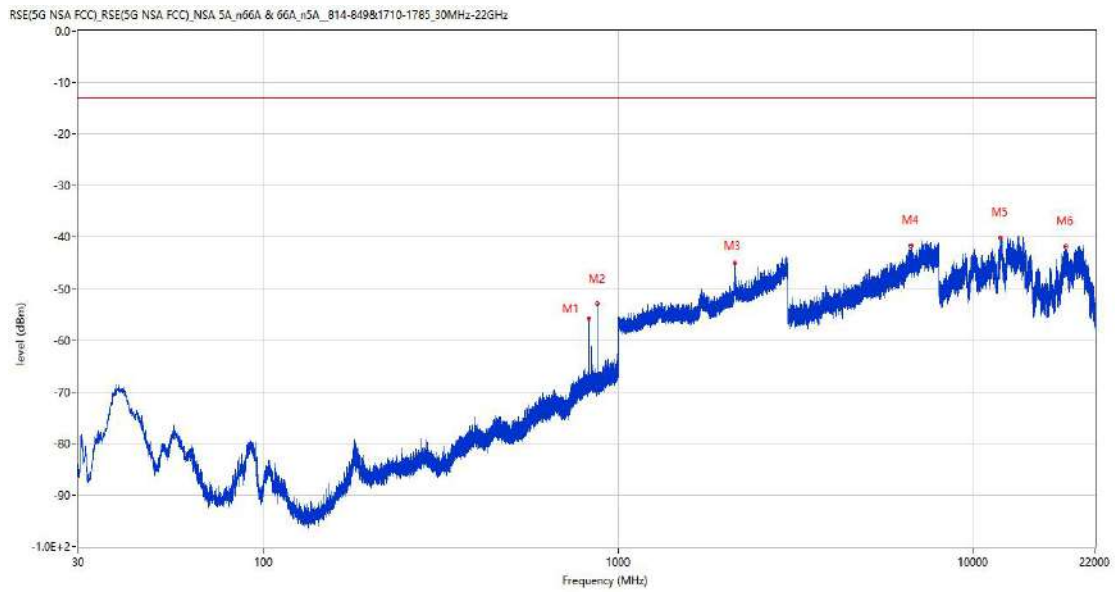
Frequency (MHz)	Result (dBm)	Factor (dB)	PK Limit (dBm)	Over Limit (dB)	Table (o)	ANT	EUT	Verdict
824.527	-52.48	4.43	-13.0	39.48	213.00	Horizontal	Vertical	N/A
870.505	-56.78	4.25	-13.0	43.78	236.00	Horizontal	Vertical	N/A
2120.900	-30.38	4.08	-13.0	17.38	235.00	Horizontal	Vertical	N/A
6567.000	-39.84	12.89	-13.0	26.84	340.00	Horizontal	Vertical	Pass
11990.713	-39.77	13.86	-13.0	26.77	0.00	Horizontal	Vertical	Pass
20061.600	-41.22	12.96	-13.0	28.22	360.00	Horizontal	Vertical	Pass

RSE-V&V DC_66A_n5A BW20(LTE)+BW20(NR)



Frequency (MHz)	Result (dBm)	Factor (dB)	PK Limit (dBm)	Over Limit (dB)	Table (o)	ANT	EUT	Verdict
824.575	-57.59	4.43	-13.0	44.59	143.00	Vertical	Vertical	N/A
870.263	-53.15	4.30	-13.0	40.15	44.00	Vertical	Vertical	N/A
2120.500	-45.66	4.08	-13.0	32.66	331.00	Vertical	Vertical	N/A
6567.500	-42.46	12.88	-13.0	29.46	204.00	Vertical	Vertical	Pass
11994.037	-40.13	13.84	-13.0	27.13	348.00	Vertical	Vertical	Pass
19427.600	-41.41	12.92	-13.0	28.41	360.00	Vertical	Vertical	Pass

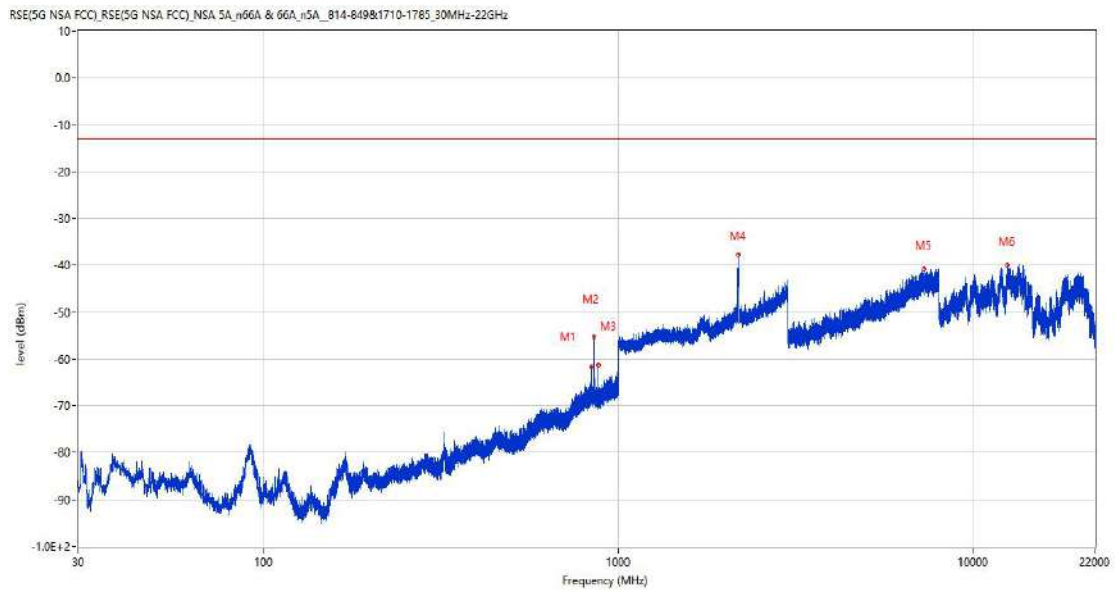
RSE-V&H DC_66A_n5A BW20(LTE)+BW20(NR)



Frequency (MHz)	Result (dBm)	Factor (dB)	PK Limit (dBm)	Over Limit (dB)	Table (o)	ANT	EUT	Verdict
824.575	-55.82	4.43	-13.0	42.82	61.00	Vertical	Horizontal	N/A
872.202	-52.99	4.28	-13.0	39.99	85.00	Vertical	Horizontal	N/A
2120.900	-45.00	4.08	-13.0	32.00	338.00	Vertical	Horizontal	N/A
6665.500	-41.60	12.44	-13.0	28.60	176.00	Vertical	Horizontal	Pass
11875.287	-40.15	13.55	-13.0	27.15	193.00	Vertical	Horizontal	Pass
18211.000	-41.75	12.86	-13.0	28.75	3.00	Vertical	Horizontal	Pass

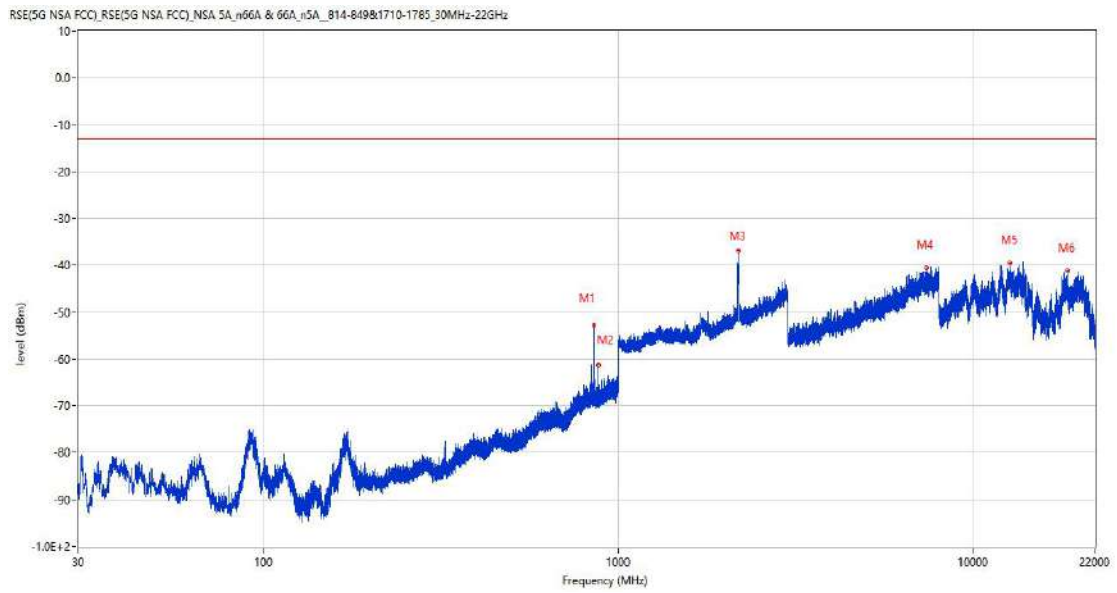
40.2 DC_66A_n5A BW20(LTE)+BW20(NR), QPSK, High Channel

RSE-H&H DC_66A_n5A BW20(LTE)+BW20(NR)



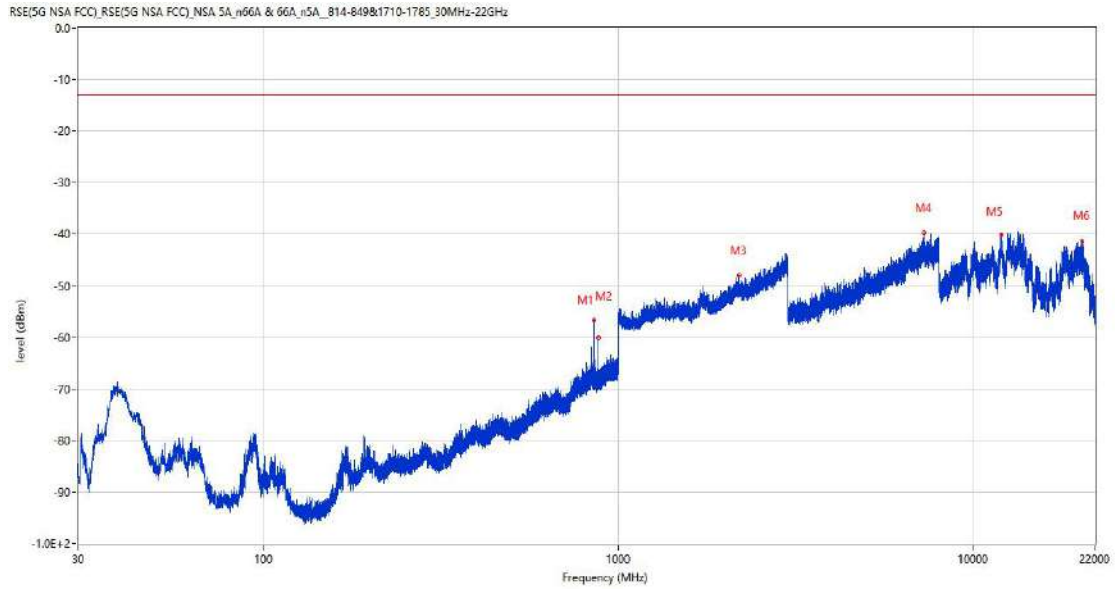
Frequency (MHz)	Result (dBm)	Factor (dB)	PK Limit (dBm)	Over Limit (dB)	Table (o)	ANT	EUT	Verdict
839.998	-61.71	5.03	-13.0	48.71	67.00	Horizontal	Horizontal	N/A
853.433	-55.22	4.51	-13.0	42.22	167.00	Horizontal	Horizontal	N/A
874.530	-61.27	4.18	-13.0	48.27	255.00	Horizontal	Horizontal	N/A
2170.400	-37.58	4.06	-13.0	24.58	239.00	Horizontal	Horizontal	N/A
7261.500	-40.84	14.68	-13.0	27.84	354.00	Horizontal	Horizontal	Pass
12483.763	-39.91	14.57	-13.0	26.91	145.00	Horizontal	Horizontal	Pass

RSE-H&V DC_66A_n5A BW20(LTE)+BW20(NR)



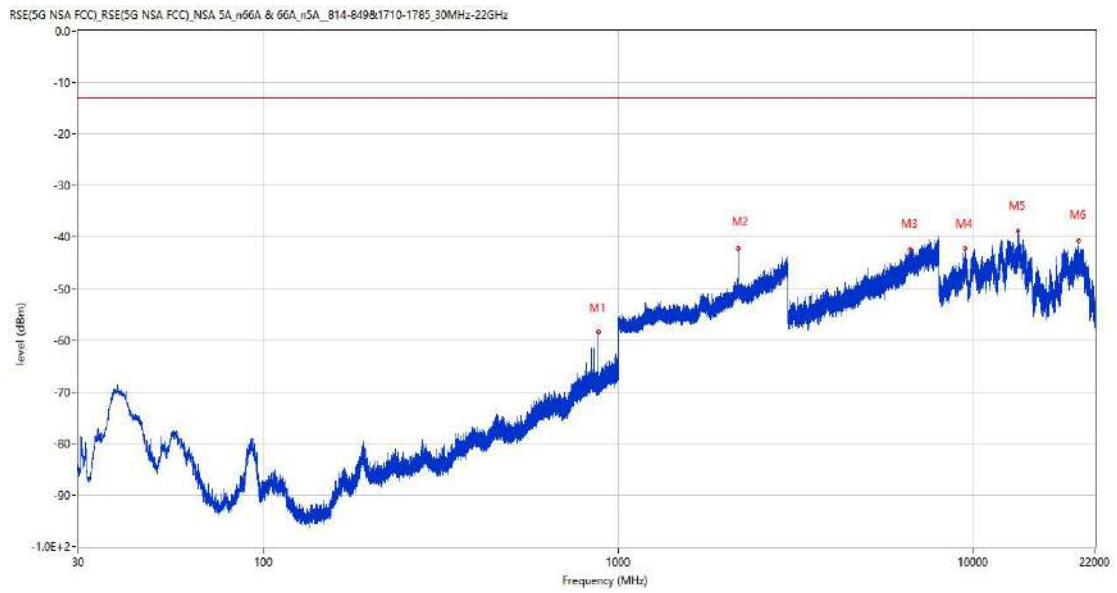
Frequency (MHz)	Result (dBm)	Factor (dB)	PK Limit (dBm)	Over Limit (dB)	Table (o)	ANT	EUT	Verdict
852.899	-52.67	4.53	-13.0	39.67	224.00	Horizontal	Vertical	N/A
875.695	-61.27	4.12	-13.0	48.27	145.00	Horizontal	Vertical	N/A
2171.300	-36.90	4.05	-13.0	23.90	187.00	Horizontal	Vertical	N/A
7370.500	-40.62	13.89	-13.0	27.62	89.00	Horizontal	Vertical	Pass
12689.438	-39.58	14.68	-13.0	26.58	188.00	Horizontal	Vertical	Pass
18385.801	-41.14	12.87	-13.0	28.14	222.00	Horizontal	Vertical	Pass

RSE-V&V DC_66A_n5A BW20(LTE)+BW20(NR)



Frequency (MHz)	Result (dBm)	Factor (dB)	PK Limit (dBm)	Over Limit (dB)	Table (o)	ANT	EUT	Verdict
853.482	-56.66	4.51	-13.0	43.66	314.00	Vertical	Vertical	N/A
874.628	-60.10	4.19	-13.0	47.10	161.00	Vertical	Vertical	N/A
2177.900	-48.07	4.04	-13.0	35.07	33.00	Vertical	Vertical	N/A
7258.250	-39.81	14.65	-13.0	26.81	226.00	Vertical	Vertical	Pass
11977.650	-40.09	13.90	-13.0	27.09	0.00	Vertical	Vertical	Pass
20237.001	-41.52	12.96	-13.0	28.52	360.00	Vertical	Vertical	Pass

RSE-V&H DC_66A_n5A BW20(LTE)+BW20NR)

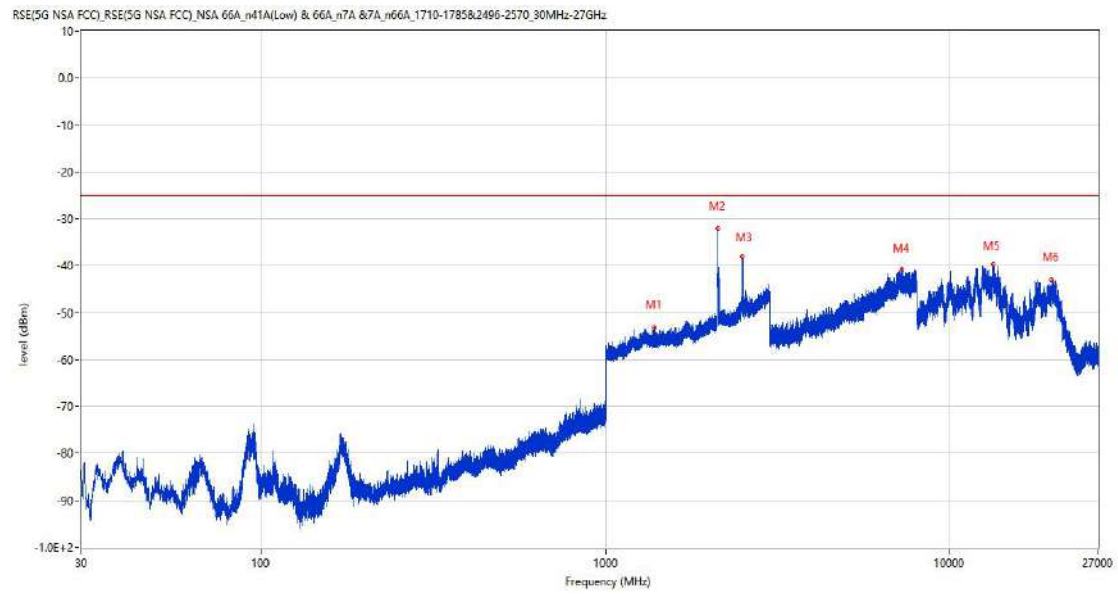


Frequency (MHz)	Result (dBm)	Factor (dB)	PK Limit (dBm)	Over Limit (dB)	Table (o)	ANT	EUT	Verdict
874.482	-58.46	4.17	-13.0	45.46	142.00	Vertical	Horizontal	N/A
2169.000	-42.17	4.07	-13.0	29.17	0.00	Vertical	Horizontal	N/A
6631.750	-42.41	12.94	-13.0	29.41	187.00	Vertical	Horizontal	Pass
9429.512	-42.24	11.67	-13.0	29.24	190.00	Vertical	Horizontal	Pass
13341.674	-38.85	16.21	-13.0	25.85	142.00	Vertical	Horizontal	Pass
19739.400	-40.65	12.94	-13.0	27.65	360.00	Vertical	Horizontal	Pass

41 DC_66A_n7A

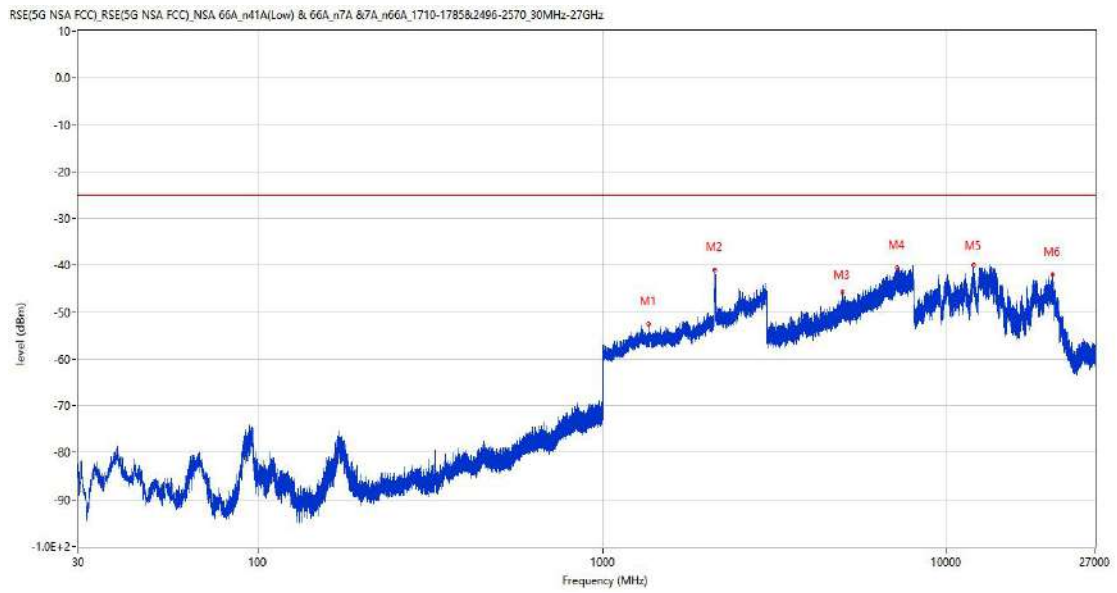
41.1 DC_66A_n7A BW20(LTE)+BW50(NR), QPSK, Low Channel

RSE-H&H DC_66A_n7A BW20(LTE)+BW50(NR)



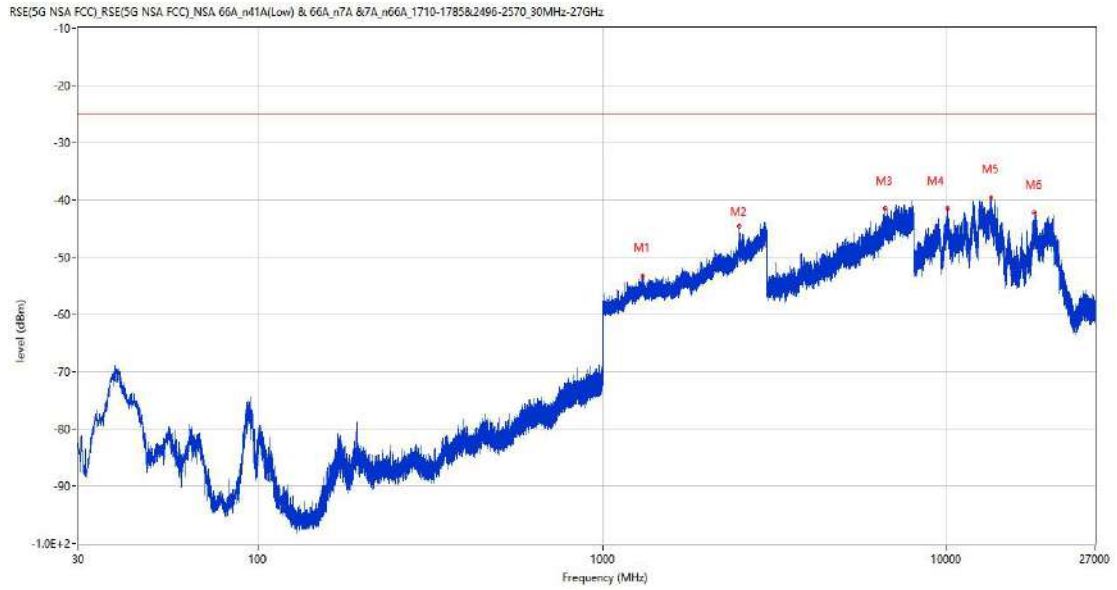
Frequency (MHz)	Result (dBm)	Factor (dB)	PK Limit (dBm)	Over Limit (dB)	Table (o)	ANT	EUT	Verdict
1387.800	-53.11	-1.08	-25.0	28.11	360.00	Horizontal	Horizontal	Pass
2120.300	-32.11	3.57	-25.0	7.11	165.00	Horizontal	Horizontal	N/A
2501.800	-38.06	7.14	-25.0	13.06	75.00	Horizontal	Horizontal	N/A
7261.000	-40.69	14.70	-25.0	15.69	0.00	Horizontal	Horizontal	Pass
13341.150	-39.77	16.19	-25.0	14.77	159.00	Horizontal	Horizontal	Pass
19755.000	-42.99	12.94	-25.0	17.99	360.00	Horizontal	Horizontal	Pass

RSE-H&V DC_66A_n7A BW20(LTE)+BW50(NR)



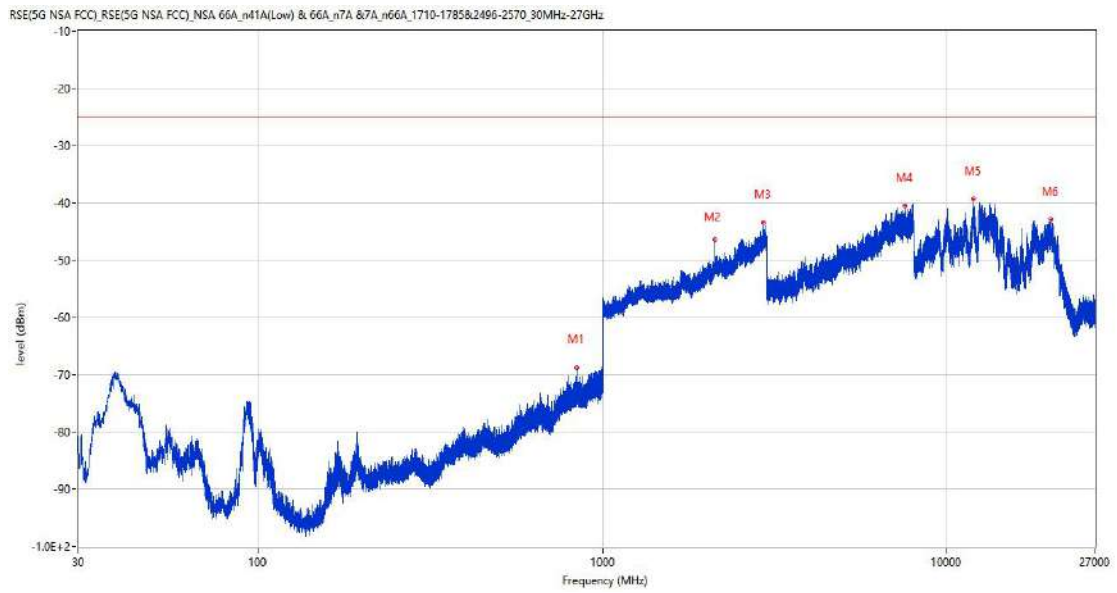
Frequency (MHz)	Result (dBm)	Factor (dB)	PK Limit (dBm)	Over Limit (dB)	Table (o)	ANT	EUT	Verdict
1361.700	-52.50	-1.04	-25.0	27.50	290.00	Horizontal	Vertical	Pass
2120.700	-40.89	3.54	-25.0	15.89	73.00	Horizontal	Vertical	N/A
4978.000	-45.65	9.22	-25.0	20.65	196.00	Horizontal	Vertical	Pass
7196.000	-40.53	14.40	-25.0	15.53	360.00	Horizontal	Vertical	Pass
11951.050	-39.95	14.01	-25.0	14.95	360.00	Horizontal	Vertical	Pass
20343.151	-41.94	12.97	-25.0	16.94	360.00	Horizontal	Vertical	Pass

RSE-V&V DC_66A_n7A BW20(LTE)+BW50(NR)



Frequency (MHz)	Result (dBm)	Factor (dB)	PK Limit (dBm)	Over Limit (dB)	Table (o)	ANT	EUT	Verdict
1311.700	-53.32	-0.33	-25.0	28.32	356.00	Vertical	Vertical	Pass
2501.500	-44.55	7.13	-25.0	19.55	344.00	Vertical	Vertical	N/A
6634.250	-41.54	12.88	-25.0	16.54	9.00	Vertical	Vertical	Pass
10054.850	-41.46	13.12	-25.0	16.46	119.00	Vertical	Vertical	Pass
13409.138	-39.59	16.81	-25.0	14.59	291.00	Vertical	Vertical	Pass
17960.886	-42.26	13.82	-25.0	17.26	360.00	Vertical	Vertical	Pass

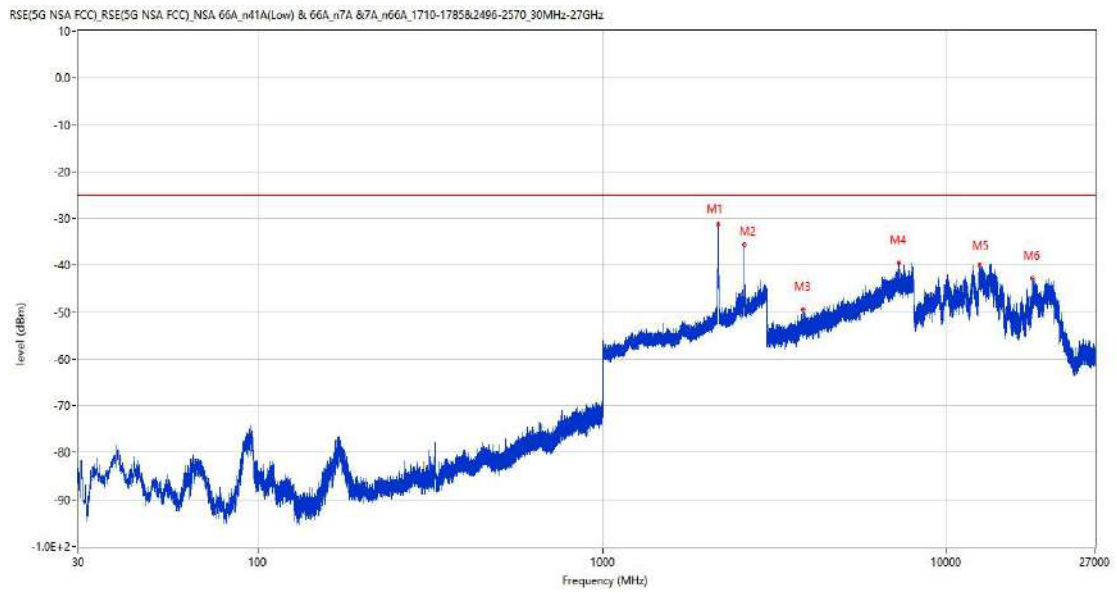
RSE-V&H DC_66A_n7A BW20(LTE)+BW50(NR)



Frequency (MHz)	Result (dBm)	Factor (dB)	PK Limit (dBm)	Over Limit (dB)	Table (o)	ANT	EUT	Verdict
839.998	-68.77	-0.14	-25.0	43.77	247.00	Vertical	Horizontal	Pass
2120.100	-46.43	3.58	-25.0	21.43	360.00	Vertical	Horizontal	N/A
2927.600	-43.42	9.98	-25.0	18.42	360.00	Vertical	Horizontal	Pass
7581.500	-40.53	14.32	-25.0	15.53	208.00	Vertical	Horizontal	Pass
11943.925	-39.38	14.00	-25.0	14.38	32.00	Vertical	Horizontal	Pass
20120.400	-42.95	12.96	-25.0	17.95	3.00	Vertical	Horizontal	Pass

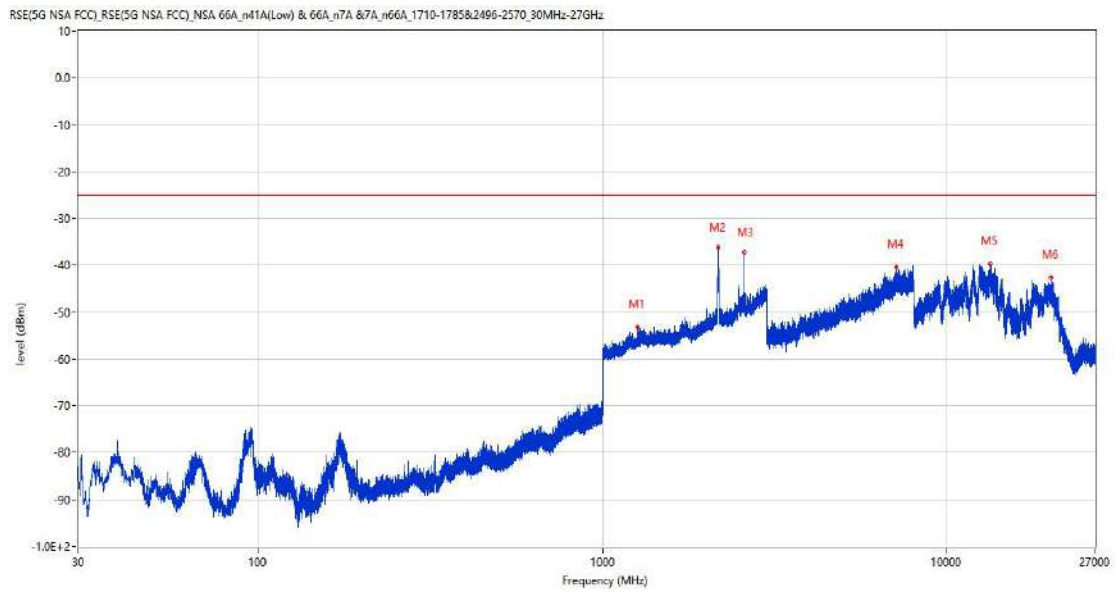
41.2 DC_66A_n7A BW20(LTE)+BW50(NR), QPSK, High Channel

RSE-H&H DC_66A_n7A BW20(LTE)+BW50(NR)



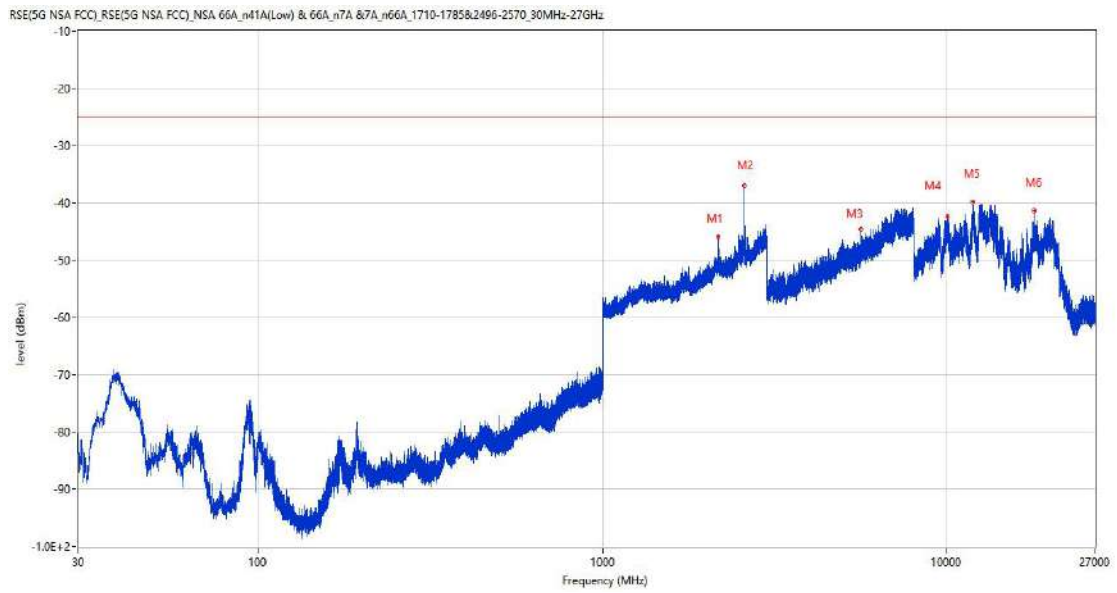
Frequency (MHz)	Result (dBm)	Factor (dB)	PK Limit (dBm)	Over Limit (dB)	Table (o)	ANT	EUT	Verdict
2166.700	-31.12	3.70	-25.0	6.12	229.00	Horizontal	Horizontal	N/A
2584.300	-35.67	7.34	-25.0	10.67	73.00	Horizontal	Horizontal	N/A
3844.500	-49.42	6.85	-25.0	24.42	289.00	Horizontal	Horizontal	Pass
7246.750	-39.60	14.51	-25.0	14.60	274.00	Horizontal	Horizontal	Pass
12504.424	-39.88	14.65	-25.0	14.88	85.00	Horizontal	Horizontal	Pass
17801.026	-42.82	13.17	-25.0	17.82	98.00	Horizontal	Horizontal	Pass

RSE-H&V DC_66A_n7A BW20(LTE)+BW50(NR)



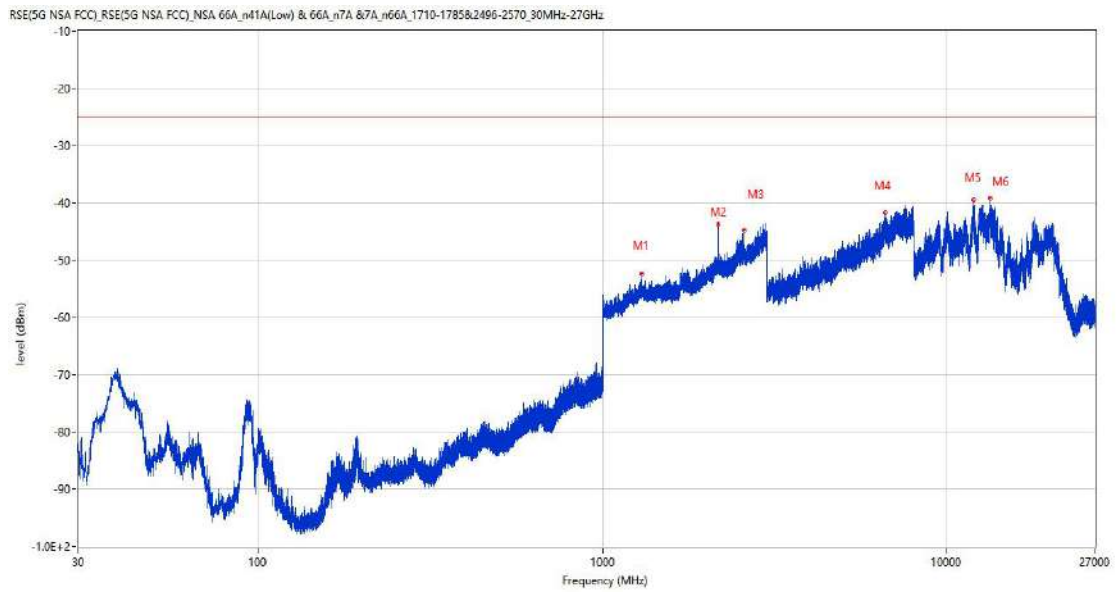
Frequency (MHz)	Result (dBm)	Factor (dB)	PK Limit (dBm)	Over Limit (dB)	Table (o)	ANT	EUT	Verdict
1263.300	-53.28	-1.29	-25.0	28.28	50.00	Horizontal	Vertical	Pass
2170.800	-36.21	3.72	-25.0	11.21	227.00	Horizontal	Vertical	N/A
2581.400	-37.24	7.36	-25.0	12.24	95.00	Horizontal	Vertical	N/A
7135.500	-40.39	13.68	-25.0	15.39	360.00	Horizontal	Vertical	Pass
13395.488	-39.79	16.97	-25.0	14.79	221.00	Horizontal	Vertical	Pass
20065.051	-42.59	12.96	-25.0	17.59	3.00	Horizontal	Vertical	Pass

RSE-V&V DC_66A_n7A BW20(LTE)+BW50(NR)



Frequency (MHz)	Result (dBm)	Factor (dB)	PK Limit (dBm)	Over Limit (dB)	Table (o)	ANT	EUT	Verdict
2167.300	-45.86	3.57	-25.0	20.86	186.00	Vertical	Vertical	N/A
2582.600	-36.95	7.36	-25.0	11.95	46.00	Vertical	Vertical	N/A
5635.500	-44.56	10.05	-25.0	19.56	58.00	Vertical	Vertical	Pass
10056.513	-42.33	13.07	-25.0	17.33	360.00	Vertical	Vertical	Pass
11928.487	-39.87	13.98	-25.0	14.87	203.00	Vertical	Vertical	Pass
17962.725	-41.37	13.77	-25.0	16.37	303.00	Vertical	Vertical	Pass

RSE-V&H DC_66A_n7A BW20(LTE)+BW50(NR)

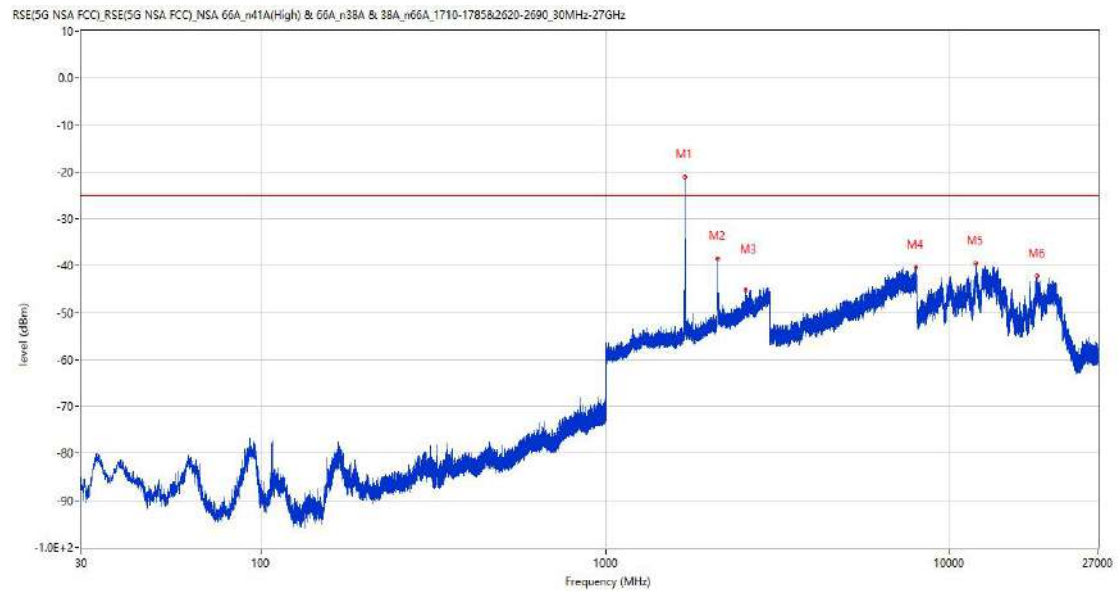


Frequency (MHz)	Result (dBm)	Factor (dB)	PK Limit (dBm)	Over Limit (dB)	Table (o)	ANT	EUT	Verdict
1301.800	-52.38	-0.43	-25.0	27.38	360.00	Vertical	Horizontal	Pass
2171.300	-43.76	3.73	-25.0	18.76	360.00	Vertical	Horizontal	N/A
2582.500	-44.75	7.36	-25.0	19.75	59.00	Vertical	Horizontal	N/A
6637.750	-41.74	13.08	-25.0	16.74	172.00	Vertical	Horizontal	Pass
11984.538	-39.56	13.88	-25.0	14.56	0.00	Vertical	Horizontal	Pass
13345.613	-39.16	16.37	-25.0	14.16	144.00	Vertical	Horizontal	Pass

42 DC_66A_n38A

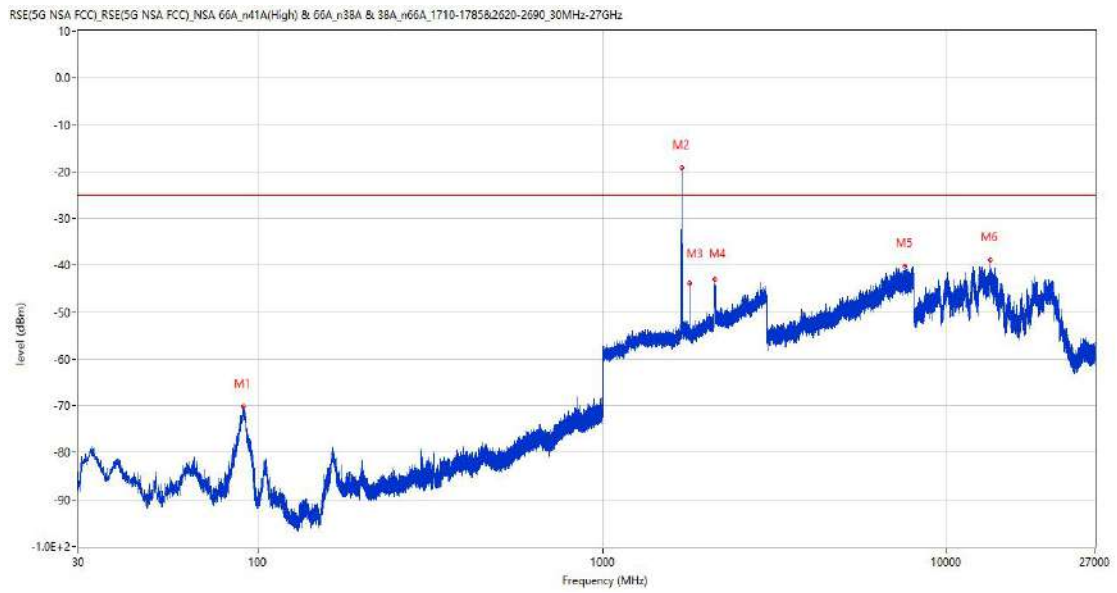
42.1 DC_66A_n38A BW20(LTE)+BW40(NR), QPSK, Low Channel

RSE-H&H DC_66A_n38A BW20(LTE)+BW40(NR)



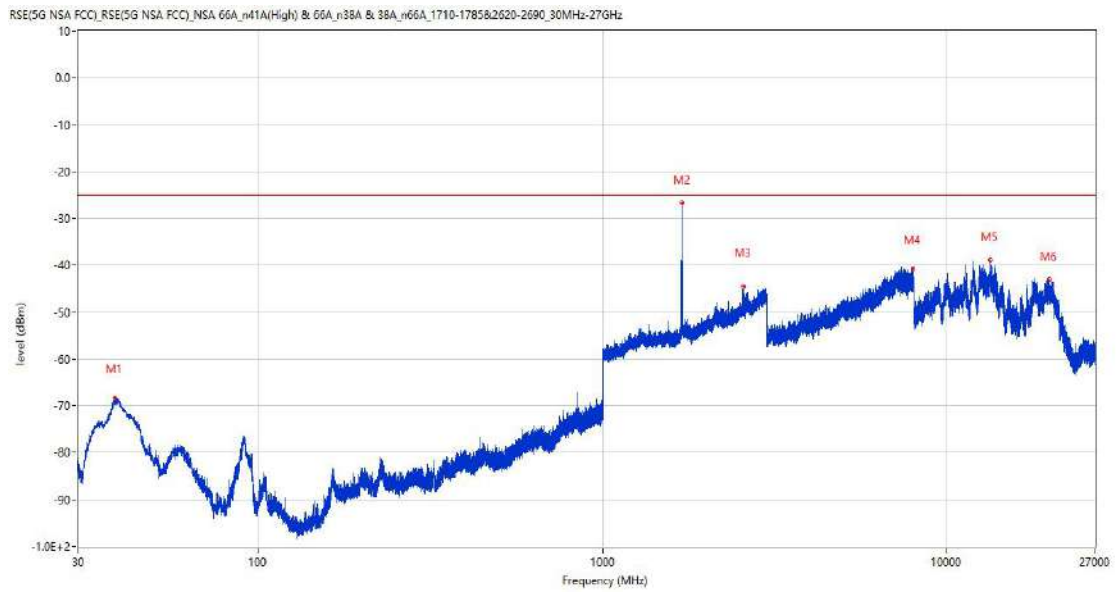
Frequency (MHz)	Result (dBm)	Factor (dB)	PK Limit (dBm)	Over Limit (dB)	Table (o)	ANT	EUT	Verdict
1699.700	-21.06	1.25	-25.0	-3.94	23.00	Horizontal	Horizontal	N/A
2116.100	-38.40	3.50	-25.0	13.40	221.00	Horizontal	Horizontal	N/A
2552.700	-45.15	6.82	-25.0	20.15	360.00	Horizontal	Horizontal	N/A
7954.000	-40.32	14.96	-25.0	15.32	93.00	Horizontal	Horizontal	Pass
11934.662	-39.58	13.99	-25.0	14.58	0.00	Horizontal	Horizontal	Pass
17943.038	-42.14	13.92	-25.0	17.14	204.00	Horizontal	Horizontal	Pass

RSE-H&V DC_66A_n38A BW20(LTE)+BW40(NR)



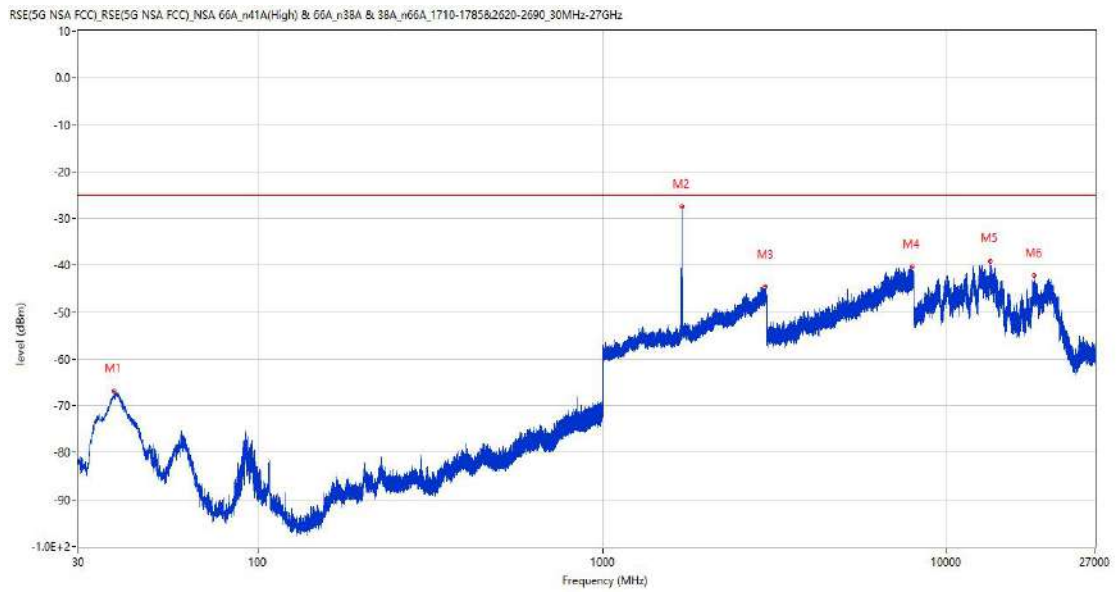
Frequency (MHz)	Result (dBm)	Factor (dB)	PK Limit (dBm)	Over Limit (dB)	Table (o)	ANT	EUT	Verdict
90.334	-70.18	-19.35	-25.0	45.18	269.00	Horizontal	Vertical	Pass
1702.600	-19.19	1.24	-25.0	-5.81	159.00	Horizontal	Vertical	N/A
1792.500	-43.93	0.99	-25.0	18.93	159.00	Horizontal	Vertical	Pass
2115.600	-43.03	3.51	-25.0	18.03	186.00	Horizontal	Vertical	N/A
7575.500	-40.06	14.22	-25.0	15.06	217.00	Horizontal	Vertical	Pass
13335.638	-38.95	15.97	-25.0	13.95	0.00	Horizontal	Vertical	Pass

RSE-V&V DC_66A_n38A BW20(LTE)+BW40(NR)



Frequency (MHz)	Result (dBm)	Factor (dB)	PK Limit (dBm)	Over Limit (dB)	Table (o)	ANT	EUT	Verdict
38.197	-68.36	-20.30	-25.0	43.36	121.00	Vertical	Vertical	Pass
1699.200	-26.76	1.25	-25.0	1.76	153.00	Vertical	Vertical	N/A
2562.200	-44.53	7.43	-25.0	19.53	18.00	Vertical	Vertical	N/A
7950.000	-40.76	15.13	-25.0	15.76	127.00	Vertical	Vertical	Pass
13384.988	-38.98	16.87	-25.0	13.98	83.00	Vertical	Vertical	Pass
19795.950	-43.09	12.94	-25.0	18.09	360.00	Vertical	Vertical	Pass

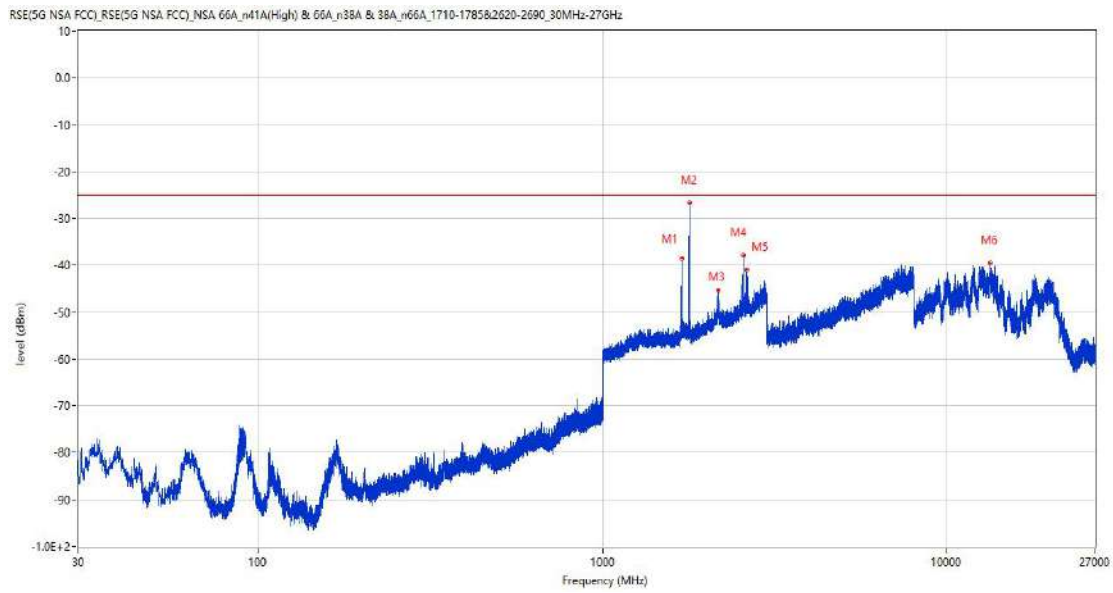
RSE-V&H DC_66A_n38A BW20(LTE)+BW40(NR)



Frequency (MHz)	Result (dBm)	Factor (dB)	PK Limit (dBm)	Over Limit (dB)	Table (o)	ANT	EUT	Verdict
38.148	-66.86	-20.33	-25.0	41.86	180.00	Vertical	Horizontal	Pass
1699.700	-27.48	1.25	-25.0	2.48	1.00	Vertical	Horizontal	N/A
2969.400	-44.50	11.02	-25.0	19.50	153.00	Vertical	Horizontal	Pass
7939.000	-40.33	14.79	-25.0	15.33	327.00	Vertical	Horizontal	Pass
13380.787	-39.04	16.83	-25.0	14.04	246.00	Vertical	Horizontal	Pass
17947.238	-42.24	14.02	-25.0	17.24	225.00	Vertical	Horizontal	Pass

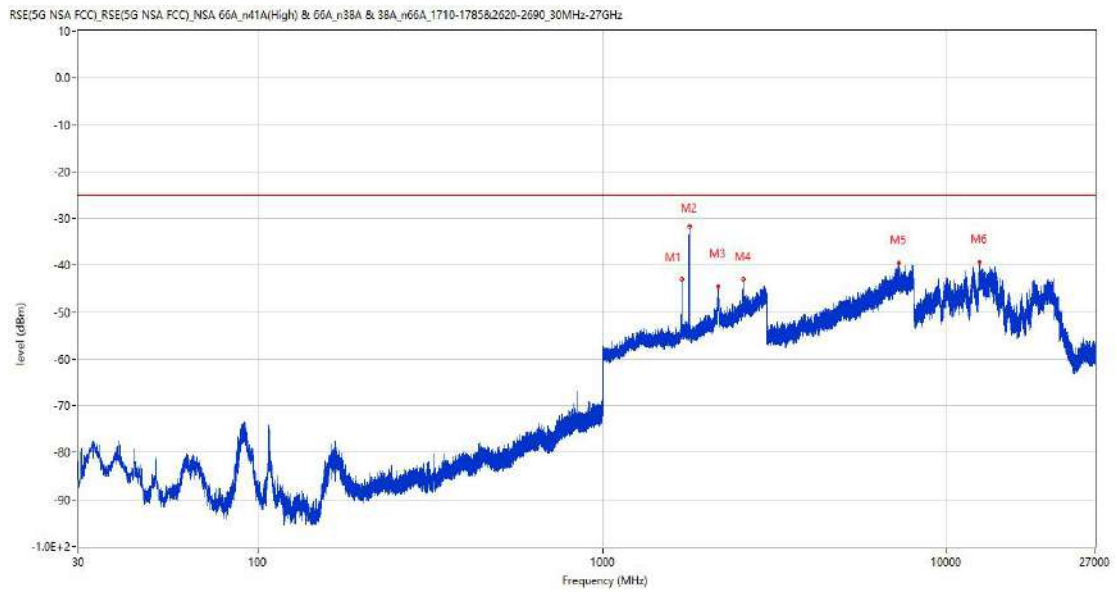
42.2 DC_66A_n38A BW20(LTE)+BW40(NR), QPSK, High Channel

RSE-H&H DC_66A_n38A BW20(LTE)+BW40(NR)



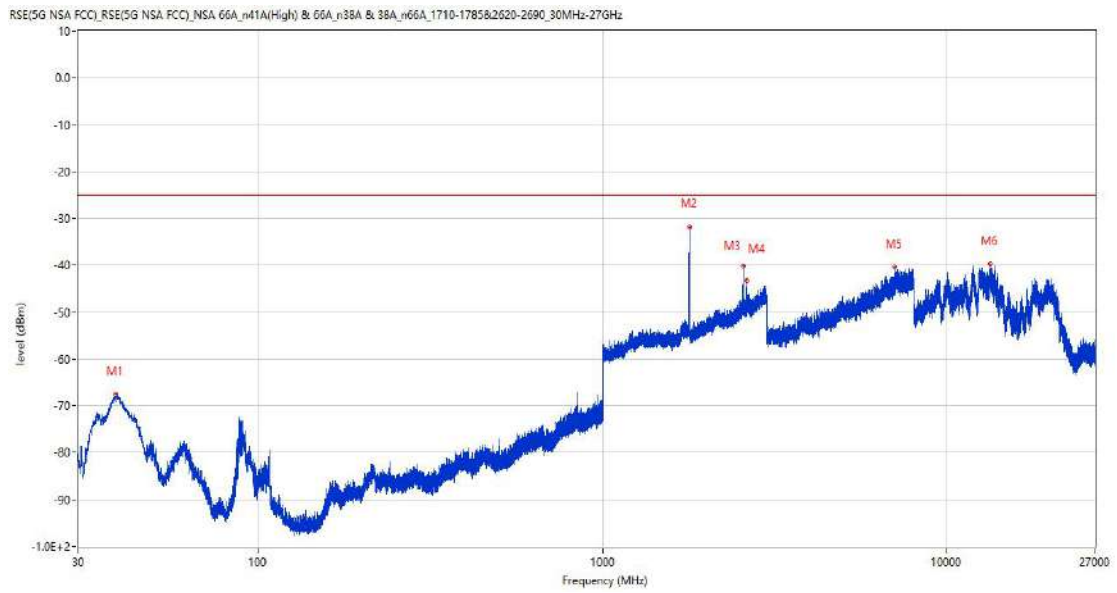
Frequency (MHz)	Result (dBm)	Factor (dB)	PK Limit (dBm)	Over Limit (dB)	Table (o)	ANT	EUT	Verdict
1699.600	-38.42	1.25	-25.0	13.42	35.00	Horizontal	Horizontal	N/A
1792.500	-26.71	0.99	-25.0	1.71	35.00	Horizontal	Horizontal	N/A
2170.700	-45.38	3.59	-25.0	20.38	201.00	Horizontal	Horizontal	N/A
2561.200	-37.95	7.44	-25.0	12.95	159.00	Horizontal	Horizontal	N/A
2626.700	-41.05	7.49	-25.0	16.05	149.00	Horizontal	Horizontal	N/A
13335.900	-39.48	15.98	-25.0	14.48	176.00	Horizontal	Horizontal	Pass

RSE-H&V DC_66A_n38A BW20(LTE)+BW40(NR)



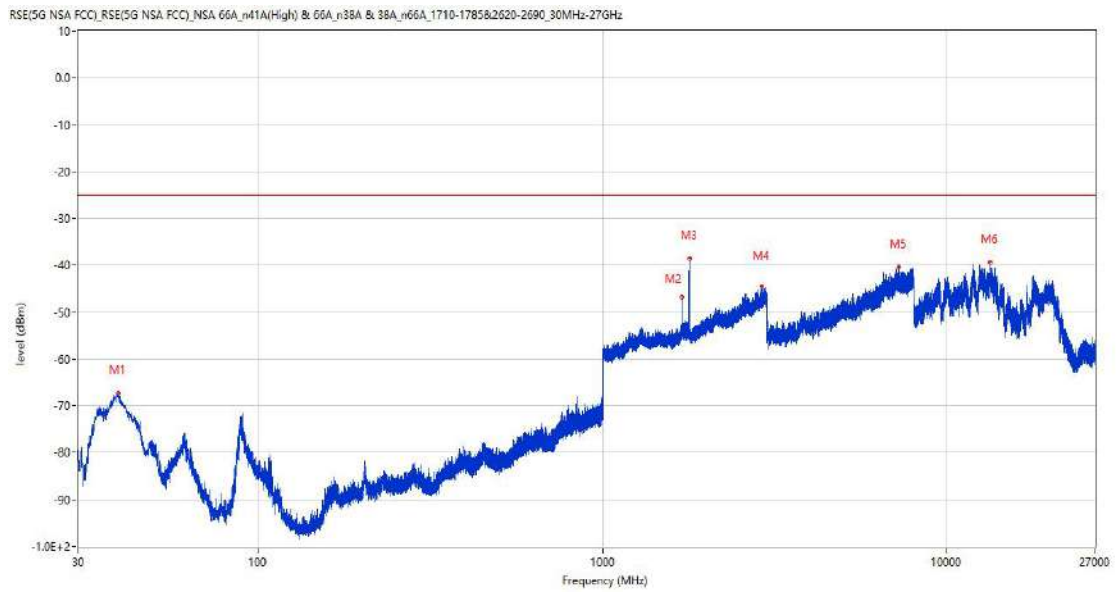
Frequency (MHz)	Result (dBm)	Factor (dB)	PK Limit (dBm)	Over Limit (dB)	Table (o)	ANT	EUT	Verdict
1701.200	-43.12	1.25	-25.0	18.12	115.00	Horizontal	Vertical	N/A
1790.800	-31.71	0.99	-25.0	6.71	1.00	Horizontal	Vertical	N/A
2170.900	-44.54	3.58	-25.0	19.54	349.00	Horizontal	Vertical	N/A
2561.000	-42.96	7.44	-25.0	17.96	1.00	Horizontal	Vertical	N/A
7261.250	-39.49	14.69	-25.0	14.49	234.00	Horizontal	Vertical	Pass
12489.463	-39.39	14.63	-25.0	14.39	345.00	Horizontal	Vertical	Pass

RSE-V&V DC_66A_n38A BW20(LTE)+BW40(NR)



Frequency (MHz)	Result (dBm)	Factor (dB)	PK Limit (dBm)	Over Limit (dB)	Table (o)	ANT	EUT	Verdict
38.536	-67.54	-20.07	-25.0	42.54	47.00	Vertical	Vertical	Pass
1790.600	-31.76	0.99	-25.0	6.76	305.00	Vertical	Vertical	N/A
2561.100	-40.22	7.44	-25.0	15.22	114.00	Vertical	Vertical	N/A
2627.100	-43.25	7.50	-25.0	18.25	45.00	Vertical	Vertical	N/A
7056.000	-40.34	13.53	-25.0	15.34	90.00	Vertical	Vertical	Pass
13387.350	-39.79	16.89	-25.0	14.79	279.00	Vertical	Vertical	Pass

RSE-V&H DC_66A_n38A BW20(LTE)+BW40(NR)

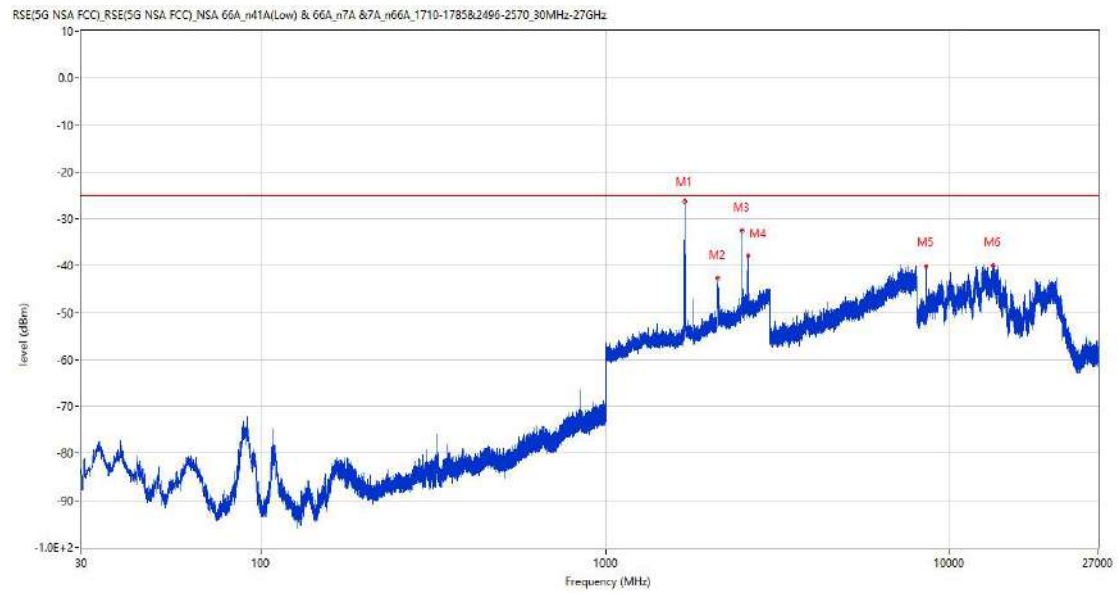


Frequency (MHz)	Result (dBm)	Factor (dB)	PK Limit (dBm)	Over Limit (dB)	Table (o)	ANT	EUT	Verdict
39.264	-67.24	-19.69	-25.0	42.24	123.00	Vertical	Horizontal	Pass
1698.200	-46.80	1.23	-25.0	21.80	1.00	Vertical	Horizontal	N/A
1792.500	-38.44	0.99	-25.0	13.44	329.00	Vertical	Horizontal	N/A
2897.400	-44.55	10.21	-25.0	19.55	285.00	Vertical	Horizontal	Pass
7249.250	-40.35	14.61	-25.0	15.35	289.00	Vertical	Horizontal	Pass
13366.612	-39.33	16.70	-25.0	14.33	198.00	Vertical	Horizontal	Pass

43 DC_66A_n41A

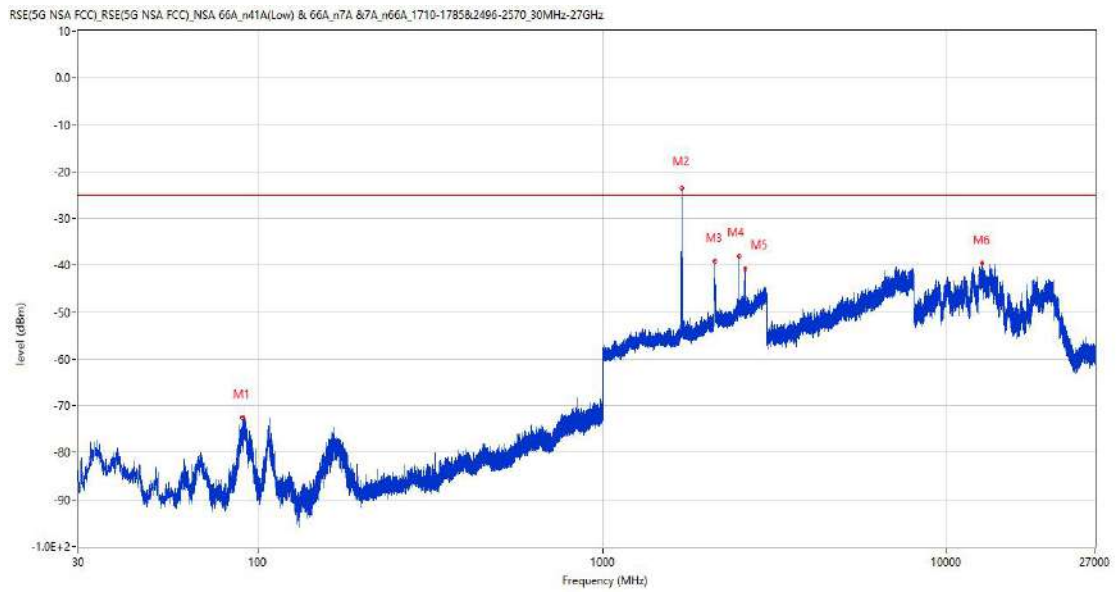
43.1 DC_66A_n41A BW20(LTE)+BW100(NR), QPSK, Low Channel

RSE-H&H DC_66A_n41A BW20(LTE)+BW100(NR)



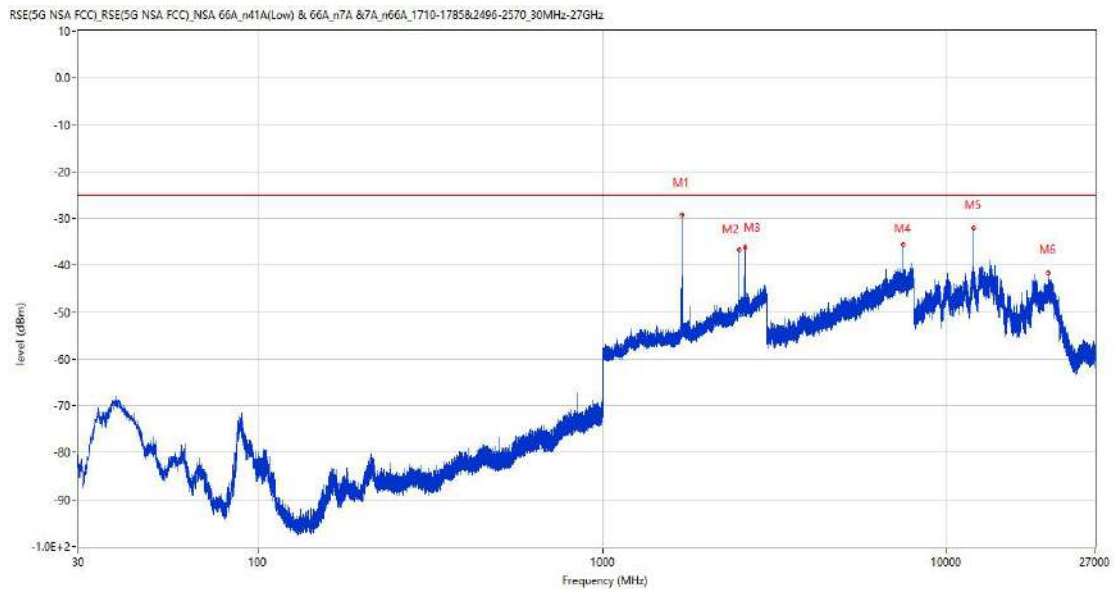
Frequency (MHz)	Result (dBm)	Factor (dB)	PK Limit (dBm)	Over Limit (dB)	Table (o)	ANT	EUT	Verdict
1699.500	-26.22	1.37	-25.0	1.22	307.00	Horizontal	Horizontal	N/A
2120.500	-42.60	3.55	-25.0	17.60	214.00	Horizontal	Horizontal	N/A
2497.800	-32.50	7.11	-25.0	7.50	160.00	Horizontal	Horizontal	N/A
2595.800	-37.87	6.57	-25.0	12.87	152.00	Horizontal	Horizontal	N/A
8555.987	-40.04	8.32	-25.0	15.04	224.00	Horizontal	Horizontal	Pass
13368.450	-40.02	16.71	-25.0	15.02	233.00	Horizontal	Horizontal	Pass

RSE-H&V DC_66A_n41A BW20(LTE)+BW100(NR)



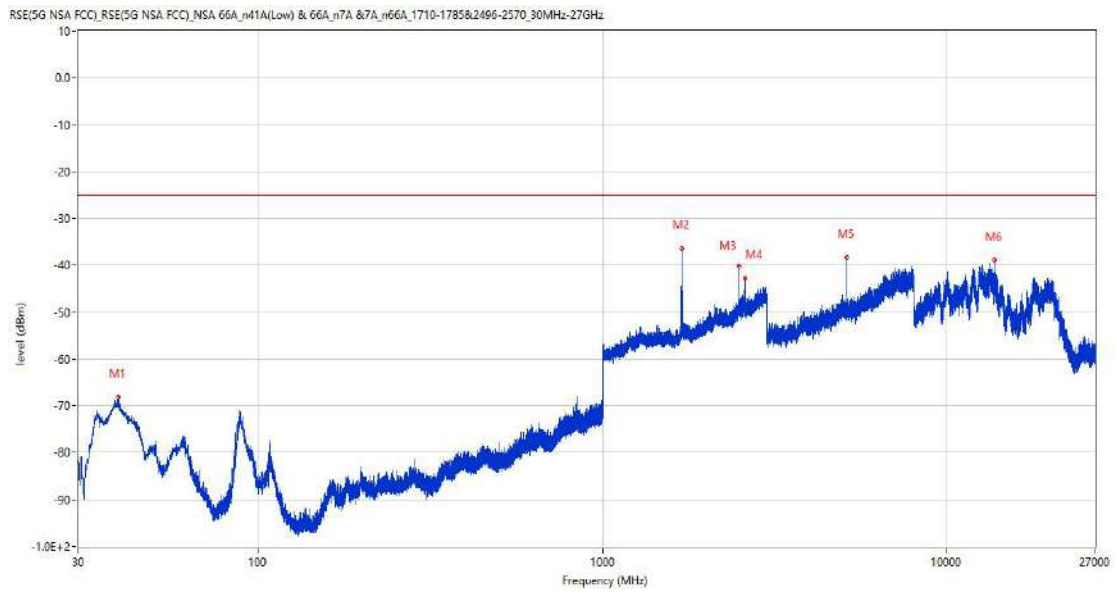
Frequency (MHz)	Result (dBm)	Factor (dB)	PK Limit (dBm)	Over Limit (dB)	Table (o)	ANT	EUT	Verdict
90.091	-72.55	-19.33	-25.0	47.55	278.00	Horizontal	Vertical	Pass
1699.800	-23.61	1.37	-25.0	-1.39	1.00	Horizontal	Vertical	N/A
2120.800	-39.19	3.53	-25.0	14.19	158.00	Horizontal	Vertical	N/A
2498.000	-38.06	7.11	-25.0	13.06	105.00	Horizontal	Vertical	N/A
2595.700	-40.84	6.56	-25.0	15.84	192.00	Horizontal	Vertical	N/A
12688.725	-39.60	14.67	-25.0	14.60	271.00	Horizontal	Vertical	Pass

RSE-V&V DC_66A_n41A BW20(LTE)+BW100(NR)



Frequency (MHz)	Result (dBm)	Factor (dB)	PK Limit (dBm)	Over Limit (dB)	Table (o)	ANT	EUT	Verdict
1700.000	-29.10	1.37	-25.0	4.10	317.00	Vertical	Vertical	N/A
2497.900	-36.64	7.11	-25.0	11.64	126.00	Vertical	Vertical	N/A
2595.900	-36.12	6.57	-25.0	11.12	126.00	Vertical	Vertical	N/A
7491.250	-35.50	14.04	-25.0	10.50	18.00	Vertical	Vertical	Pass
11977.888	-32.10	13.90	-25.0	7.10	68.00	Vertical	Vertical	Pass
19756.349	-41.69	12.94	-25.0	16.69	231.00	Vertical	Vertical	Pass

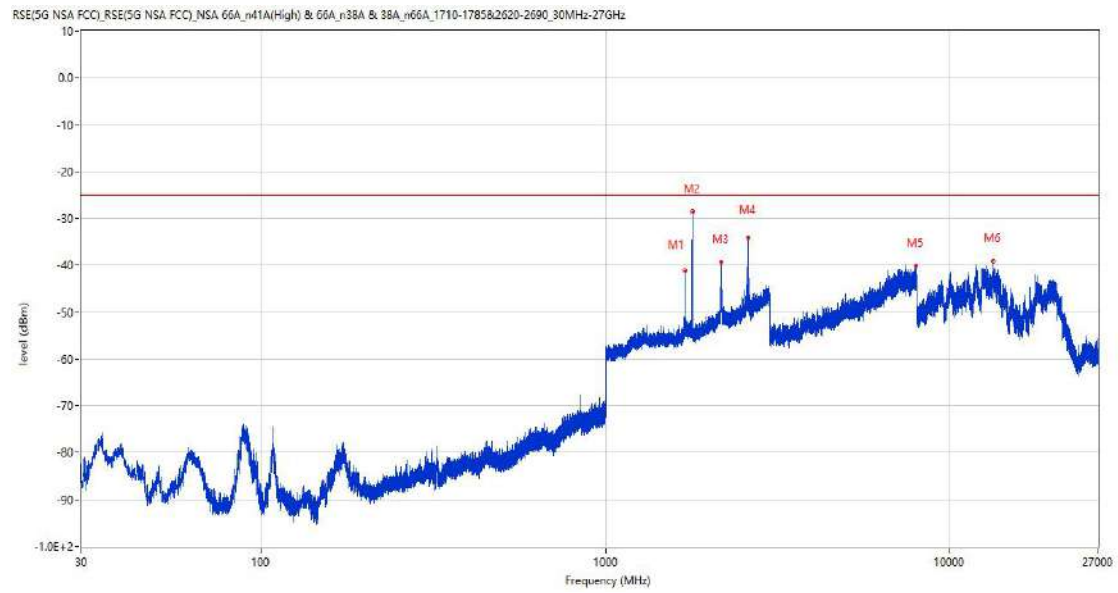
RSE-V&H DC_66A_n41A BW20(LTE)+BW100(NR)



Frequency (MHz)	Result (dBm)	Factor (dB)	PK Limit (dBm)	Over Limit (dB)	Table (o)	ANT	EUT	Verdict
39.264	-68.10	-19.69	-25.0	43.10	317.00	Vertical	Horizontal	Pass
1702.600	-36.32	1.35	-25.0	11.32	1.00	Vertical	Horizontal	Pass
2498.000	-40.13	7.11	-25.0	15.13	144.00	Vertical	Horizontal	Pass
2591.300	-42.91	6.97	-25.0	17.91	154.00	Vertical	Horizontal	Pass
5133.750	-38.22	9.03	-25.0	13.22	312.00	Vertical	Horizontal	Pass
13787.924	-38.97	16.20	-25.0	13.97	50.00	Vertical	Horizontal	Pass

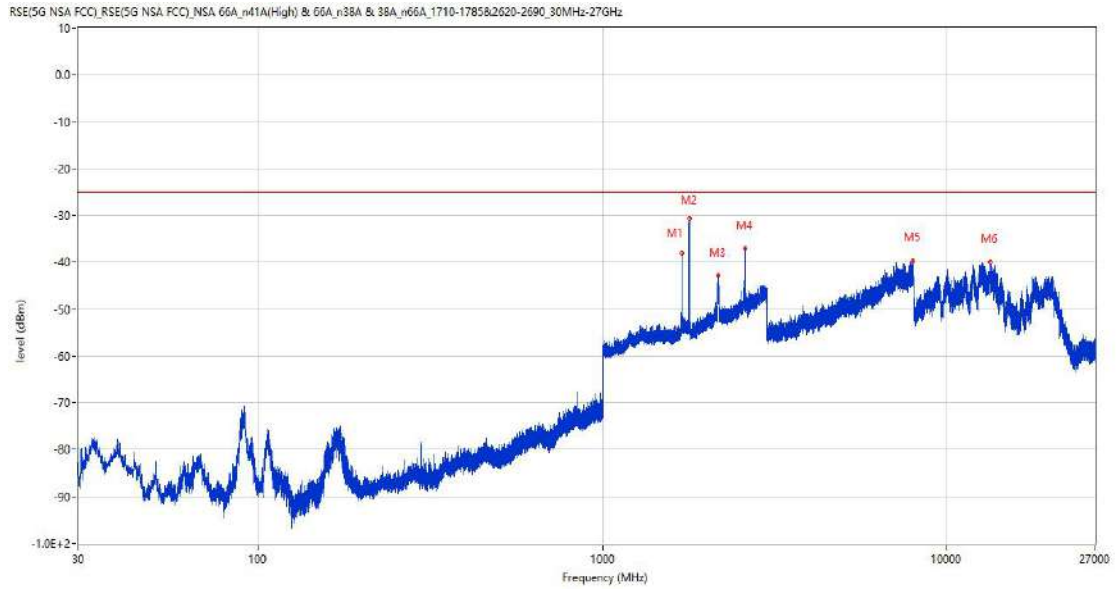
43.2 DC_66A_n41A BW20(LTE)+BW100(NR), QPSK, High Channel

RSE-H&H DC_66A_n41A BW20(LTE)+BW100NR)



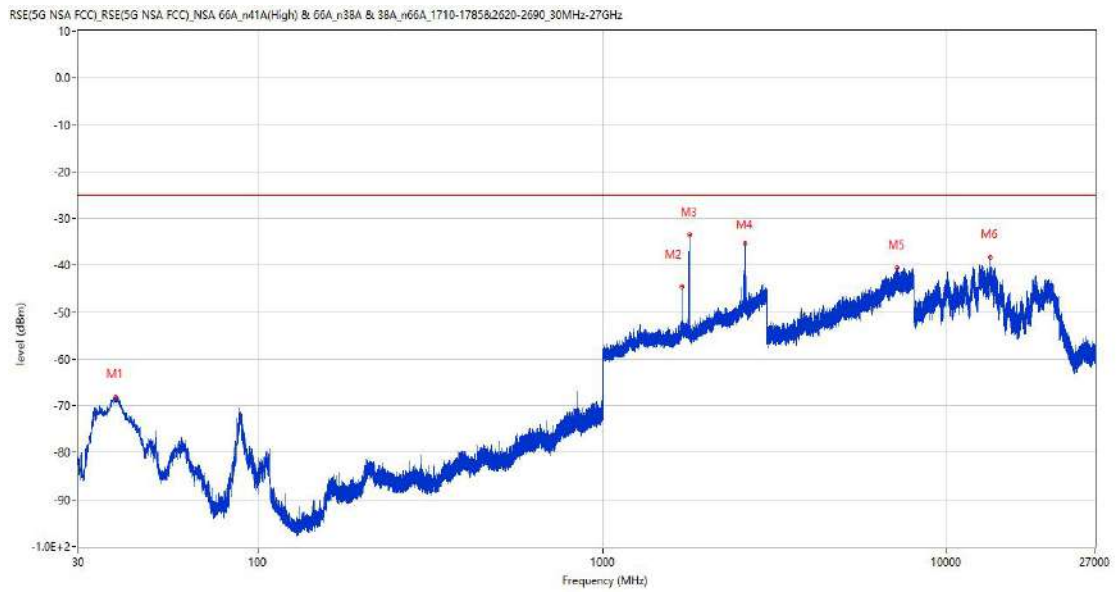
Frequency (MHz)	Result (dBm)	Factor (dB)	PK Limit (dBm)	Over Limit (dB)	Table (o)	ANT	EUT	Verdict
1699.300	-41.25	1.64	-25.0	16.25	57.00	Horizontal	Horizontal	N/A
1791.600	-28.60	0.90	-25.0	3.60	121.00	Horizontal	Horizontal	N/A
2171.800	-39.37	3.81	-25.0	14.37	234.00	Horizontal	Horizontal	N/A
2591.700	-34.20	6.92	-25.0	9.20	149.00	Horizontal	Horizontal	N/A
7955.750	-40.22	15.09	-25.0	15.22	360.00	Horizontal	Horizontal	Pass
13390.500	-39.18	16.92	-25.0	14.18	198.00	Horizontal	Horizontal	Pass

RSE-H&V DC_66A_n41A BW20(LTE)+BW100NR)



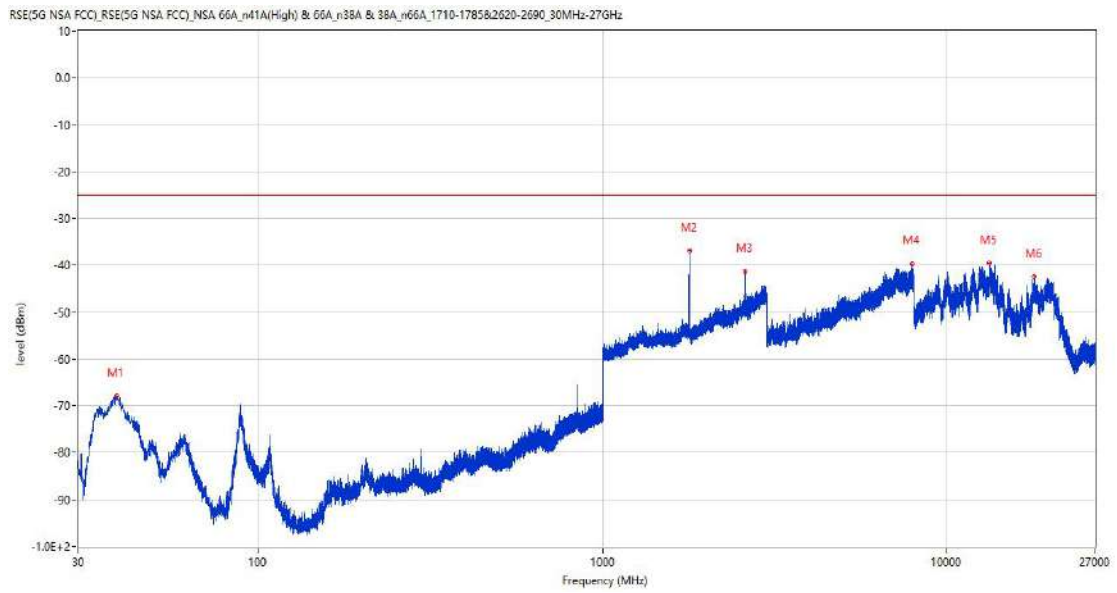
Frequency (MHz)	Result (dBm)	Factor (dB)	PK Limit (dBm)	Over Limit (dB)	Table (o)	ANT	EUT	Verdict
1700.200	-38.01	1.65	-25.0	13.01	1.00	Horizontal	Vertical	N/A
1791.200	-30.50	0.91	-25.0	5.50	1.00	Horizontal	Vertical	N/A
2164.800	-42.76	3.54	-25.0	17.76	137.00	Horizontal	Vertical	N/A
2596.400	-37.08	7.02	-25.0	12.08	155.00	Horizontal	Vertical	N/A
7956.000	-39.63	15.13	-25.0	14.63	5.00	Horizontal	Vertical	Pass
13403.362	-39.89	16.94	-25.0	14.89	184.00	Horizontal	Vertical	Pass

RSE-V&V DC_66A_n41A BW20(LTE)+BW100NR)



Frequency (MHz)	Result (dBm)	Factor (dB)	PK Limit (dBm)	Over Limit (dB)	Table (o)	ANT	EUT	Verdict
38.584	-68.03	-20.04	-25.0	43.03	133.00	Vertical	Vertical	Pass
1701.300	-44.54	1.63	-25.0	19.54	117.00	Vertical	Vertical	N/A
1791.100	-33.43	0.91	-25.0	8.43	314.00	Vertical	Vertical	N/A
2591.800	-35.39	6.92	-25.0	10.39	100.00	Vertical	Vertical	N/A
7166.500	-40.52	14.03	-25.0	15.52	0.00	Vertical	Vertical	Pass
13371.600	-38.20	16.74	-25.0	13.20	183.00	Vertical	Vertical	Pass

RSE-V&H DC_66A_n41A BW20(LTE)+BW100NR)

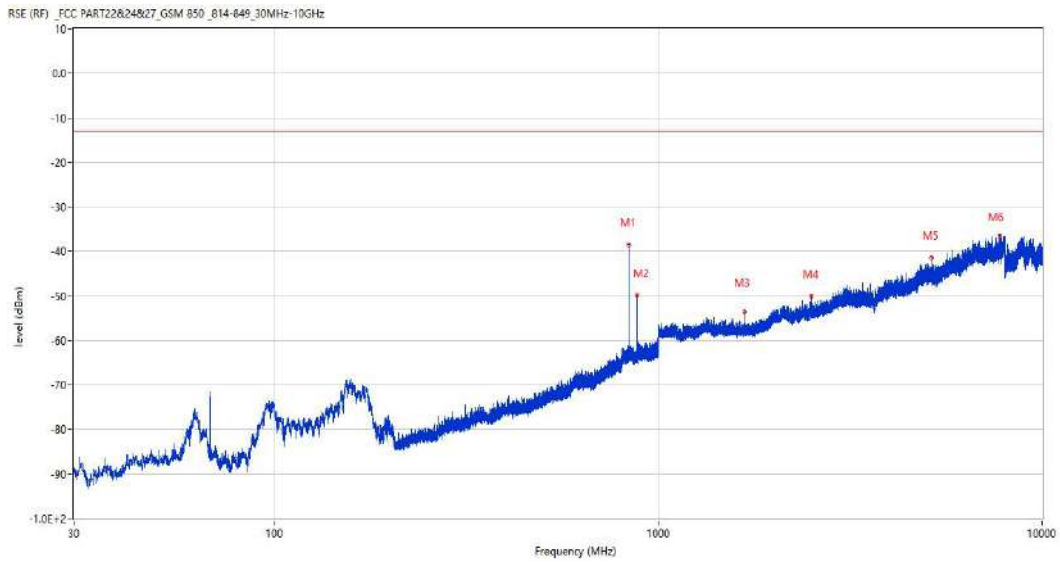


Frequency (MHz)	Result (dBm)	Factor (dB)	PK Limit (dBm)	Over Limit (dB)	Table (o)	ANT	EUT	Verdict
38.779	-67.92	-19.92	-25.0	42.92	236.00	Vertical	Horizontal	Pass
1792.600	-36.79	0.90	-25.0	11.79	341.00	Vertical	Horizontal	N/A
2596.200	-41.29	7.01	-25.0	16.29	142.00	Vertical	Horizontal	N/A
7947.250	-39.62	15.10	-25.0	14.62	274.00	Vertical	Horizontal	Pass
13327.237	-39.53	15.64	-25.0	14.53	113.00	Vertical	Horizontal	Pass
17962.199	-42.37	13.79	-25.0	17.37	259.00	Vertical	Horizontal	Pass

44 GSM 850

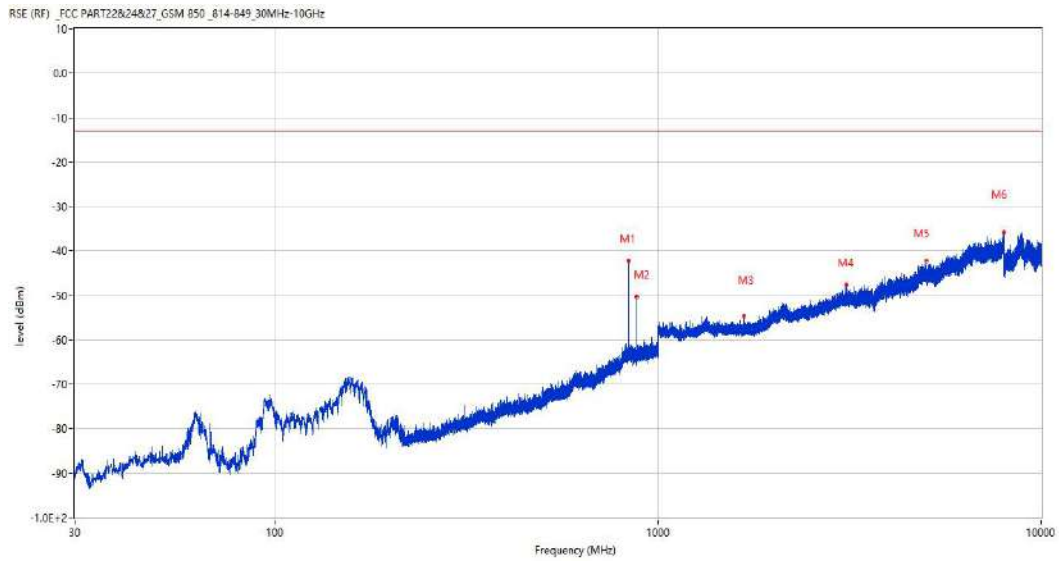
44.1 GSM 850 Middle Channel

RSE-H&H GSM 850 CH190



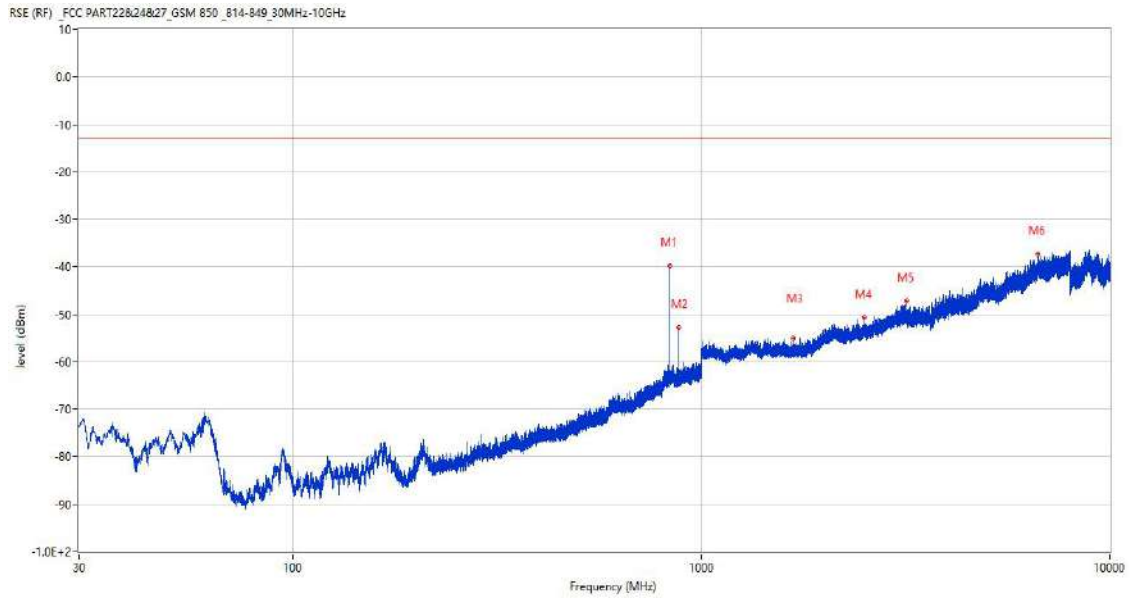
Frequency (MHz)	Result (dBm)	Factor (dB)	PK Limit (dBm)	Over Limit (dB)	Table (o)	ANT	EUT	Verdict
836.652	-38.45	7.13	-13.0	25.45	261.00	Horizontal	Horizontal	N/A
881.563	-49.87	6.75	-13.0	36.87	295.00	Horizontal	Horizontal	N/A
1673.700	-53.63	-3.60	-13.0	40.63	163.00	Horizontal	Horizontal	Pass
2510.300	-50.04	1.49	-13.0	37.04	254.00	Horizontal	Horizontal	Pass
5138.000	-41.42	12.12	-13.0	28.42	0.00	Horizontal	Horizontal	Pass
7780.750	-36.48	18.22	-13.0	23.48	234.00	Horizontal	Horizontal	Pass

RSE-H&V GSM 850 CH190



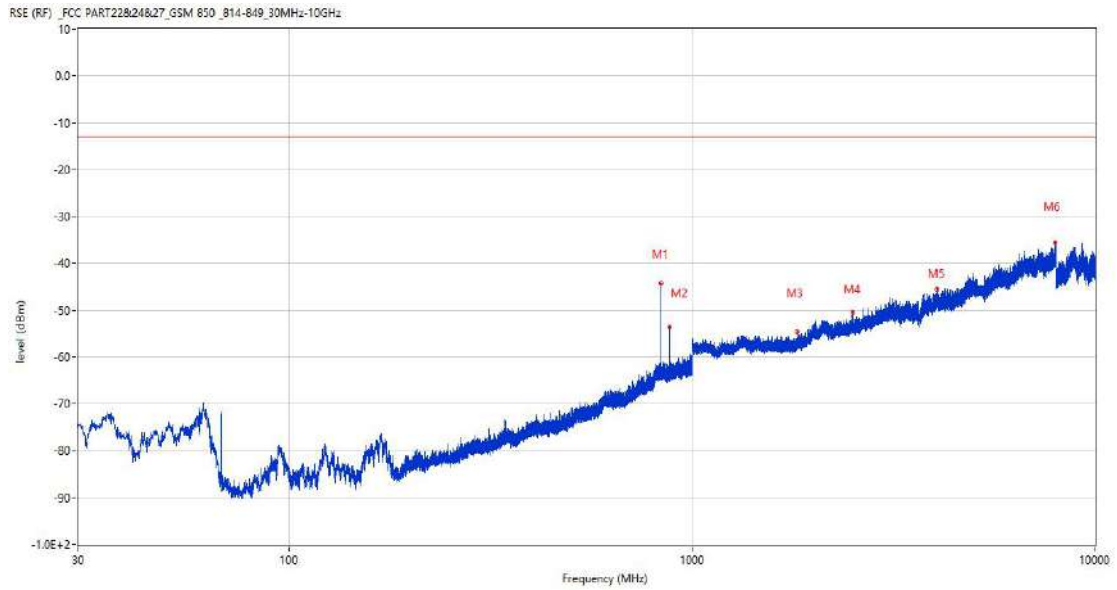
Frequency (MHz)	Result (dBm)	Factor (dB)	PK Limit (dBm)	Over Limit (dB)	Table (o)	ANT	EUT	Verdict
836.555	-42.14	7.13	-13.0	29.14	215.00	Horizontal	Vertical	N/A
881.563	-50.35	6.75	-13.0	37.35	272.00	Horizontal	Vertical	N/A
1674.200	-54.66	-3.61	-13.0	41.66	11.00	Horizontal	Vertical	Pass
3095.000	-47.66	6.57	-13.0	34.66	184.00	Horizontal	Vertical	Pass
5006.500	-42.11	12.59	-13.0	29.11	37.00	Horizontal	Vertical	Pass
7996.750	-35.82	18.82	-13.0	22.82	0.00	Horizontal	Vertical	Pass

RSE-V&V GSM 850 CH190



Frequency (MHz)	Result (dBm)	Factor (dB)	PK Limit (dBm)	Over Limit (dB)	Table (o)	ANT	EUT	Verdict
836.700	-39.76	7.13	-13.0	26.76	345.00	Vertical	Vertical	N/A
881.660	-52.73	6.75	-13.0	39.73	260.00	Vertical	Vertical	N/A
1673.700	-54.95	-3.60	-13.0	41.95	189.00	Vertical	Vertical	Pass
2510.500	-50.71	1.49	-13.0	37.71	48.00	Vertical	Vertical	Pass
3178.750	-47.23	7.39	-13.0	34.23	52.00	Vertical	Vertical	Pass
6652.250	-37.27	16.13	-13.0	24.27	268.00	Vertical	Vertical	Pass

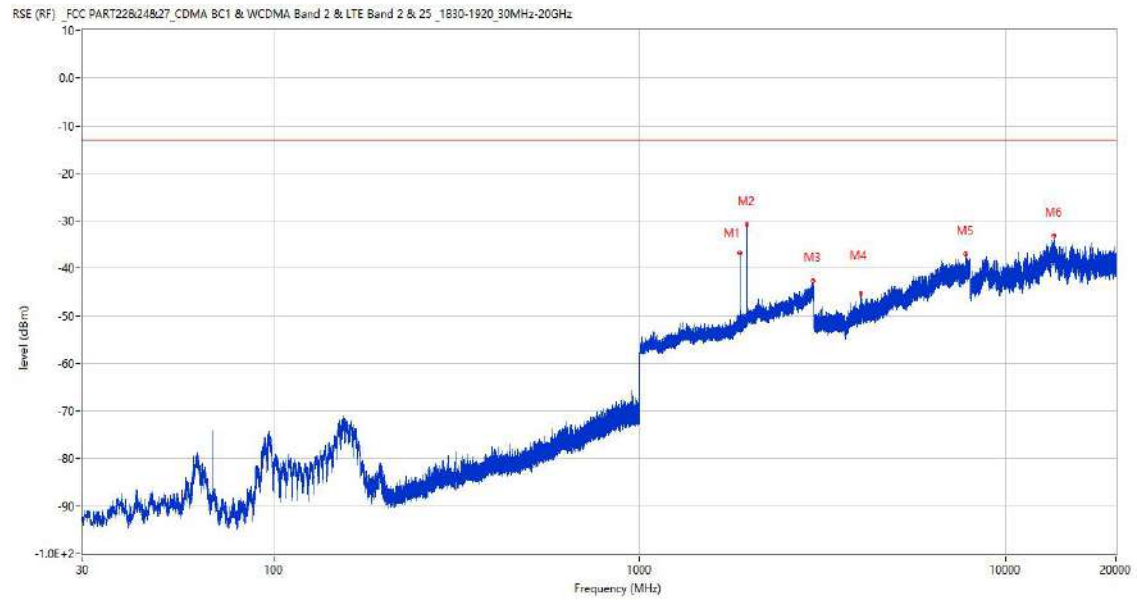
RSE-V&H GSM 850 CH190



Frequency (MHz)	Result (dBm)	Factor (dB)	PK Limit (dBm)	Over Limit (dB)	Table (o)	ANT	EUT	Verdict
836.652	-44.37	7.13	-13.0	31.37	1.00	Vertical	Horizontal	N/A
881.612	-53.70	6.75	-13.0	40.70	260.00	Vertical	Horizontal	N/A
1826.400	-54.72	-3.45	-13.0	41.72	80.00	Vertical	Horizontal	Pass
2510.800	-50.55	1.47	-13.0	37.55	66.00	Vertical	Horizontal	Pass
4044.500	-45.55	10.42	-13.0	32.55	332.00	Vertical	Horizontal	Pass
7975.750	-35.48	18.11	-13.0	22.48	266.00	Vertical	Horizontal	Pass

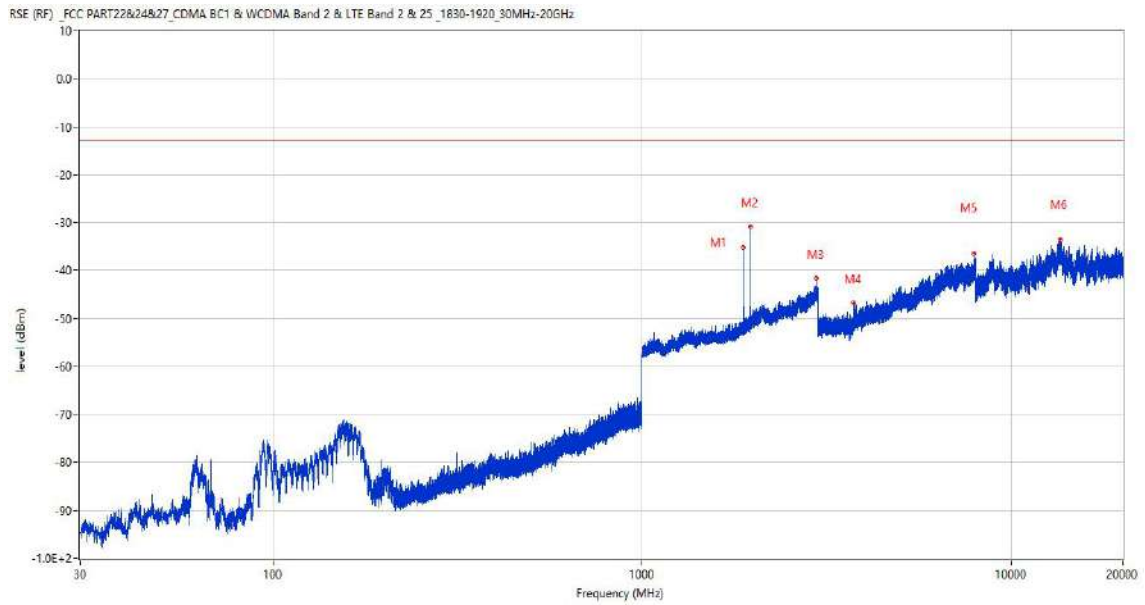
45 WCDMA Band 2
45.1 WCDMA Band 2 Middle Channel

RSE-H&H WCDMA Band 2 CH9400



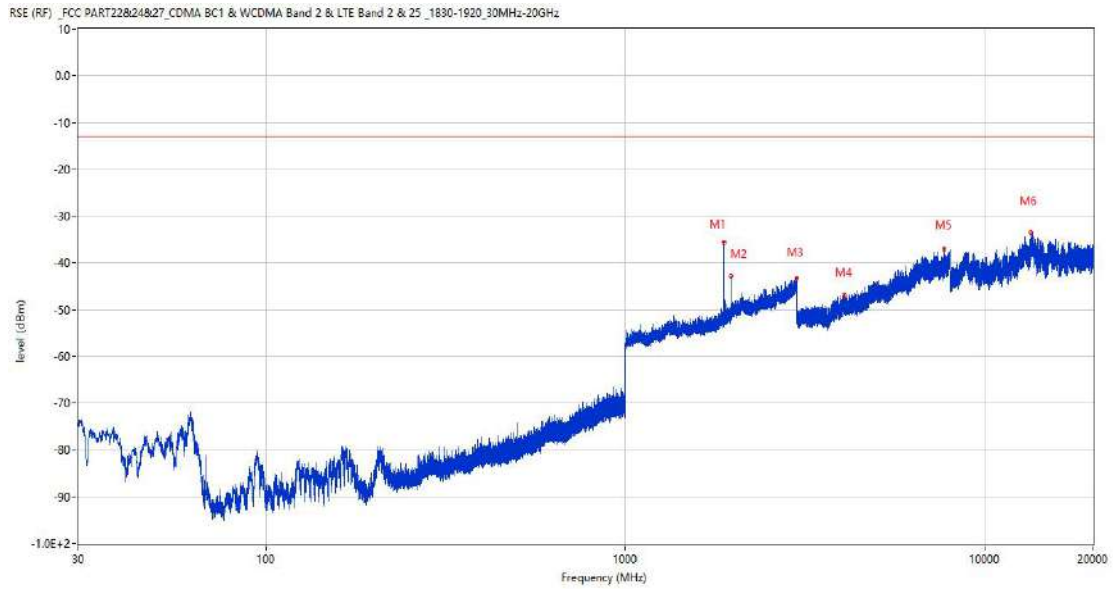
Frequency (MHz)	Result (dBm)	Factor (dB)	PK Limit (dBm)	Over Limit (dB)	Table (o)	ANT	EUT	Verdict
1880.000	-36.80	2.76	-13.0	23.80	57.00	Horizontal	Horizontal	Pass
1959.900	-30.91	3.40	-13.0	17.91	282.00	Horizontal	Horizontal	Pass
2973.300	-42.59	11.81	-13.0	29.59	313.00	Horizontal	Horizontal	Pass
4022.750	-45.22	9.34	-13.0	32.22	166.00	Horizontal	Horizontal	Pass
7781.500	-36.99	18.21	-13.0	23.99	231.00	Horizontal	Horizontal	Pass
13571.425	-33.14	25.07	-13.0	20.14	274.00	Horizontal	Horizontal	Pass

RSE-H&V WCDMA Band 2 CH9400



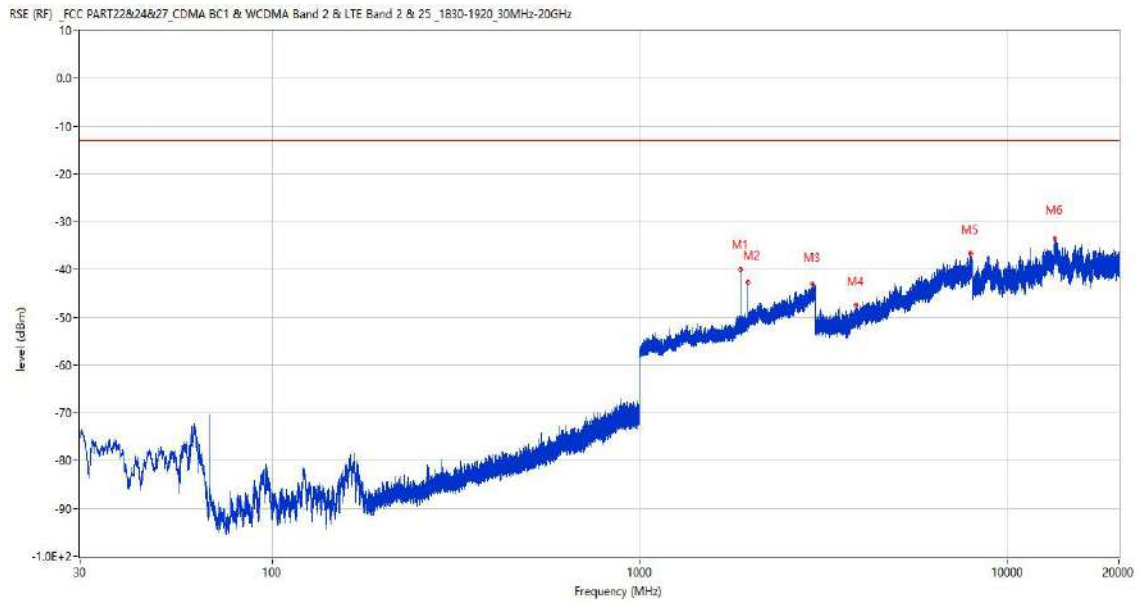
Frequency (MHz)	Result (dBm)	Factor (dB)	PK Limit (dBm)	Over Limit (dB)	Table (o)	ANT	EUT	Verdict
1880.000	-35.21	2.76	-13.0	22.21	201.00	Horizontal	Vertical	N/A
1959.900	-30.78	3.40	-13.0	17.78	274.00	Horizontal	Vertical	N/A
2960.400	-41.68	10.99	-13.0	28.68	143.00	Horizontal	Vertical	Pass
3746.000	-46.77	9.30	-13.0	33.77	0.00	Horizontal	Vertical	Pass
7927.000	-36.31	18.44	-13.0	23.31	51.00	Horizontal	Vertical	Pass
13548.588	-33.50	25.18	-13.0	20.50	85.00	Horizontal	Vertical	Pass

RSE-V&V WCDMA Band 2 CH9400



Frequency (MHz)	Result (dBm)	Factor (dB)	PK Limit (dBm)	Over Limit (dB)	Table (o)	ANT	EUT	Verdict
1880.000	-35.59	2.76	-13.0	22.59	29.00	Vertical	Vertical	N/A
1960.300	-42.86	3.42	-13.0	29.86	259.00	Vertical	Vertical	N/A
2995.400	-43.17	10.54	-13.0	30.17	92.00	Vertical	Vertical	Pass
4061.500	-46.93	10.67	-13.0	33.93	144.00	Vertical	Vertical	Pass
7702.250	-36.94	17.50	-13.0	23.94	127.00	Vertical	Vertical	Pass
13433.312	-33.52	24.62	-13.0	20.52	297.00	Vertical	Vertical	Pass

RSE-V&H WCDMA Band 2 CH9400

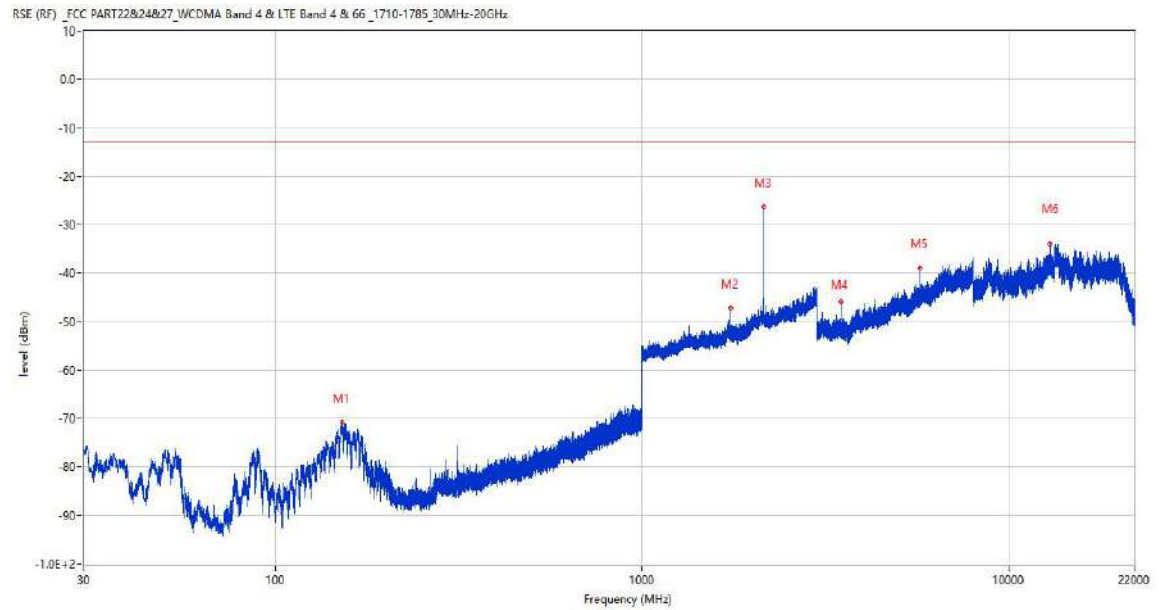


Frequency (MHz)	Result (dBm)	Factor (dB)	PK Limit (dBm)	Over Limit (dB)	Table (o)	ANT	EUT	Verdict
1880.200	-39.83	2.76	-13.0	26.83	48.00	Vertical	Horizontal	N/A
1960.200	-42.63	3.42	-13.0	29.63	271.00	Vertical	Horizontal	N/A
2948.300	-43.00	11.04	-13.0	30.00	189.00	Vertical	Horizontal	Pass
3872.000	-47.33	9.72	-13.0	34.33	339.00	Vertical	Horizontal	Pass
7932.000	-36.62	18.77	-13.0	23.62	187.00	Vertical	Horizontal	Pass
13387.275	-33.48	24.77	-13.0	20.48	0.00	Vertical	Horizontal	Pass

46 LTE Band 2

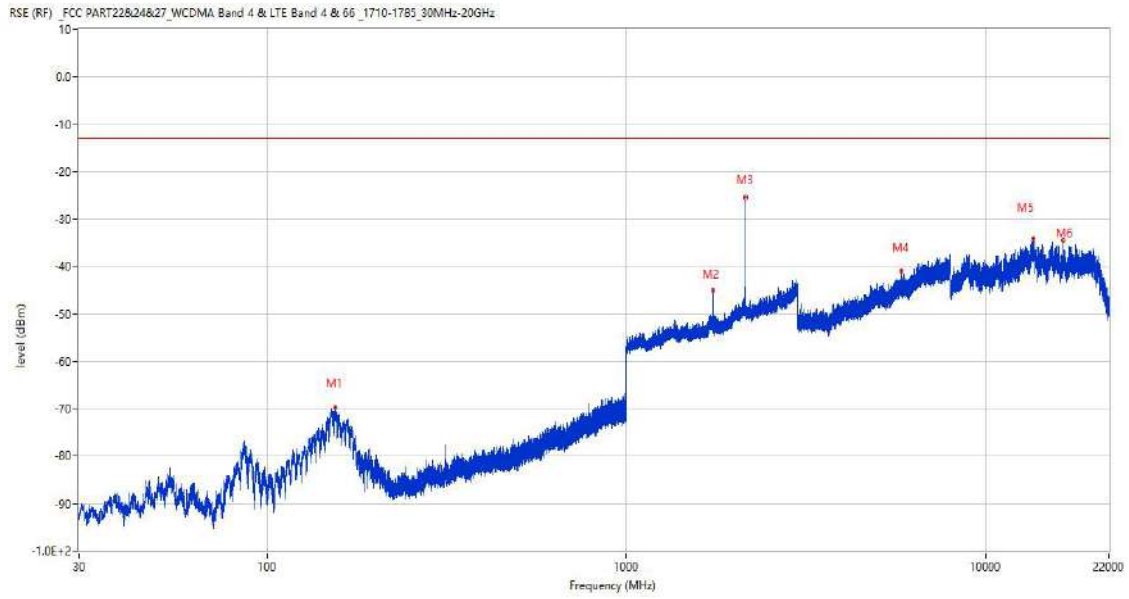
46.1 LTE Band 2 BW5 Middle Channel

RSE-H&H LTE Band 2 BW5 CH20175



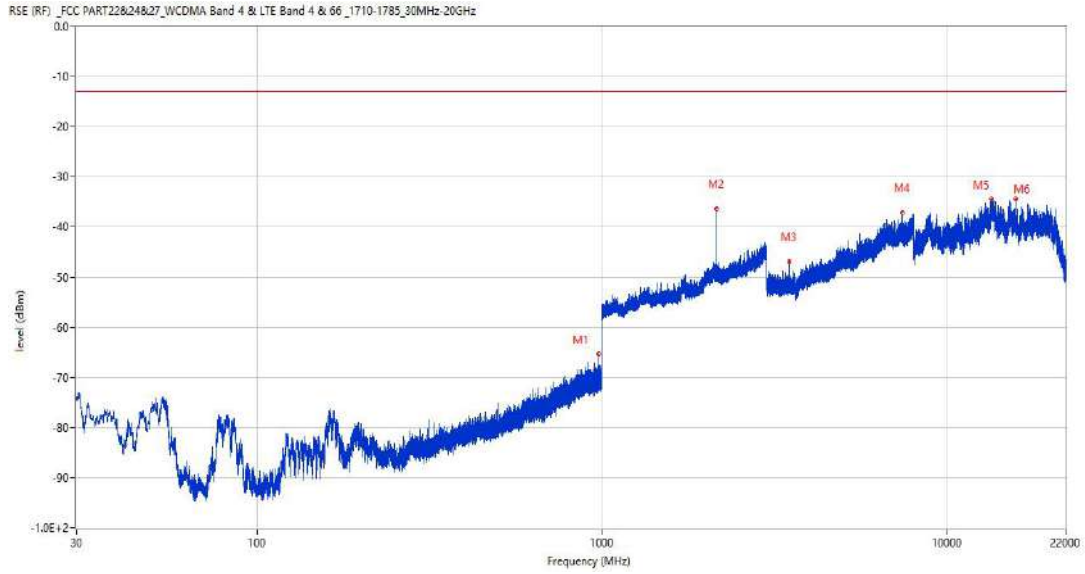
Frequency (MHz)	Result (dBm)	Factor (dB)	PK Limit (dBm)	Over Limit (dB)	Table (o)	ANT	EUT	Verdict
152.268	-70.85	-19.80	-13.0	57.85	1.00	Horizontal	Horizontal	Pass
1743.600	-47.21	2.33	-13.0	34.21	169.00	Horizontal	Horizontal	N/A
2147.100	-26.28	5.20	-13.0	13.28	259.00	Horizontal	Horizontal	N/A
3486.250	-45.96	7.47	-13.0	32.96	294.00	Horizontal	Horizontal	Pass
5713.500	-38.90	13.34	-13.0	25.90	222.00	Horizontal	Horizontal	Pass
12943.787	-33.99	23.29	-13.0	20.99	248.00	Horizontal	Horizontal	Pass

RSE-H&V LTE Band 2 BW5 CH20175



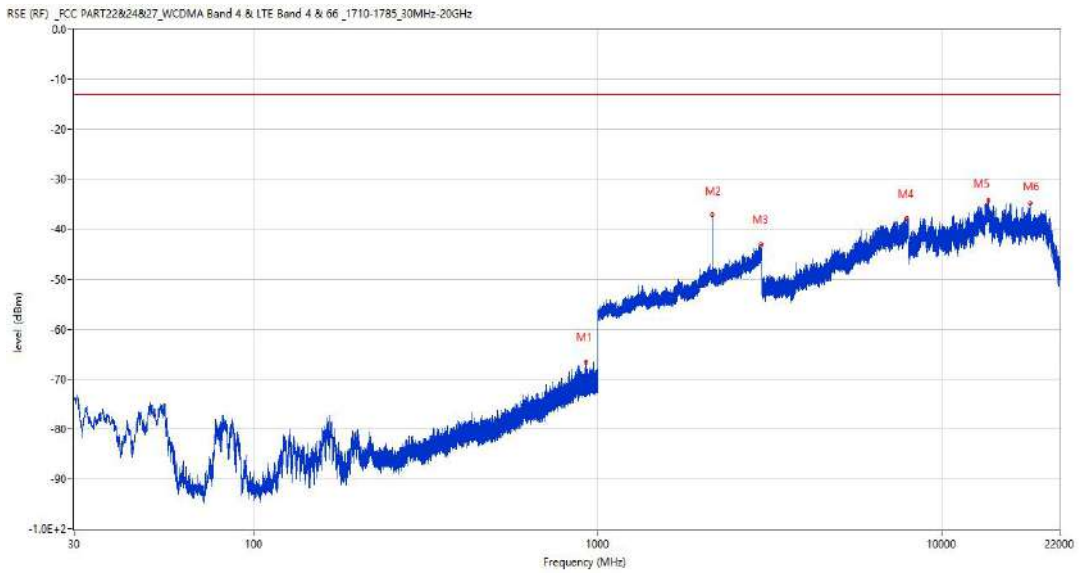
Frequency (MHz)	Result (dBm)	Factor (dB)	PK Limit (dBm)	Over Limit (dB)	Table (o)	ANT	EUT	Verdict
154.742	-69.67	-19.14	-13.0	56.67	180.00	Horizontal	Vertical	Pass
1743.600	-45.17	2.33	-13.0	32.17	175.00	Horizontal	Vertical	N/A
2145.700	-25.33	5.09	-13.0	12.33	270.00	Horizontal	Vertical	N/A
5825.500	-41.01	14.94	-13.0	28.01	1.00	Horizontal	Vertical	Pass
13549.662	-34.17	25.21	-13.0	21.17	15.00	Horizontal	Vertical	Pass
16457.863	-34.64	23.12	-13.0	21.64	342.00	Horizontal	Vertical	Pass

RSE-V&V LTE Band 2 BW5 CH20175



Frequency (MHz)	Result (dBm)	Factor (dB)	PK Limit (dBm)	Over Limit (dB)	Table (o)	ANT	EUT	Verdict
975.895	-65.41	3.06	-13.0	52.41	158.00	Vertical	Vertical	Pass
2145.500	-36.42	5.07	-13.0	23.42	256.00	Vertical	Vertical	N/A
3486.500	-46.83	7.46	-13.0	33.83	322.00	Vertical	Vertical	Pass
7408.250	-37.18	17.98	-13.0	24.18	128.00	Vertical	Vertical	Pass
13396.575	-34.48	24.83	-13.0	21.48	346.00	Vertical	Vertical	Pass
15757.638	-34.51	22.18	-13.0	21.51	300.00	Vertical	Vertical	Pass

RSE-V&H LTE Band 2 BW5 CH20175

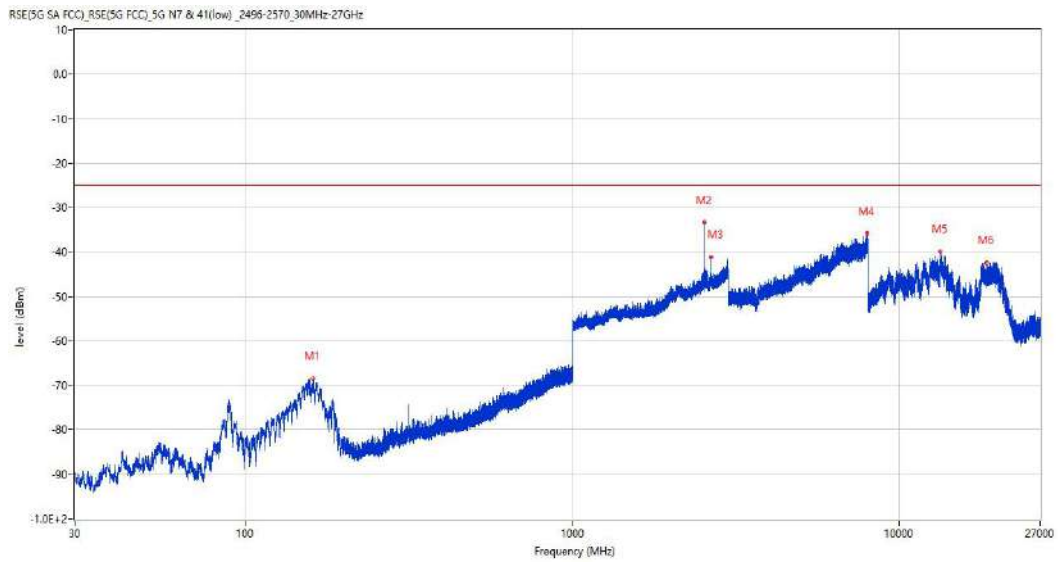


Frequency (MHz)	Result (dBm)	Factor (dB)	PK Limit (dBm)	Over Limit (dB)	Table (o)	ANT	EUT	Verdict
921.818	-66.74	2.48	-13.0	53.74	145.00	Vertical	Horizontal	Pass
2146.700	-37.06	5.17	-13.0	24.06	240.00	Vertical	Horizontal	N/A
2975.000	-43.05	11.74	-13.0	30.05	344.00	Vertical	Horizontal	Pass
7908.750	-37.78	17.99	-13.0	24.78	177.00	Vertical	Horizontal	Pass
13594.526	-34.29	24.91	-13.0	21.29	0.00	Vertical	Horizontal	Pass
18037.762	-34.82	21.08	-13.0	21.82	19.00	Vertical	Horizontal	Pass

47 n7

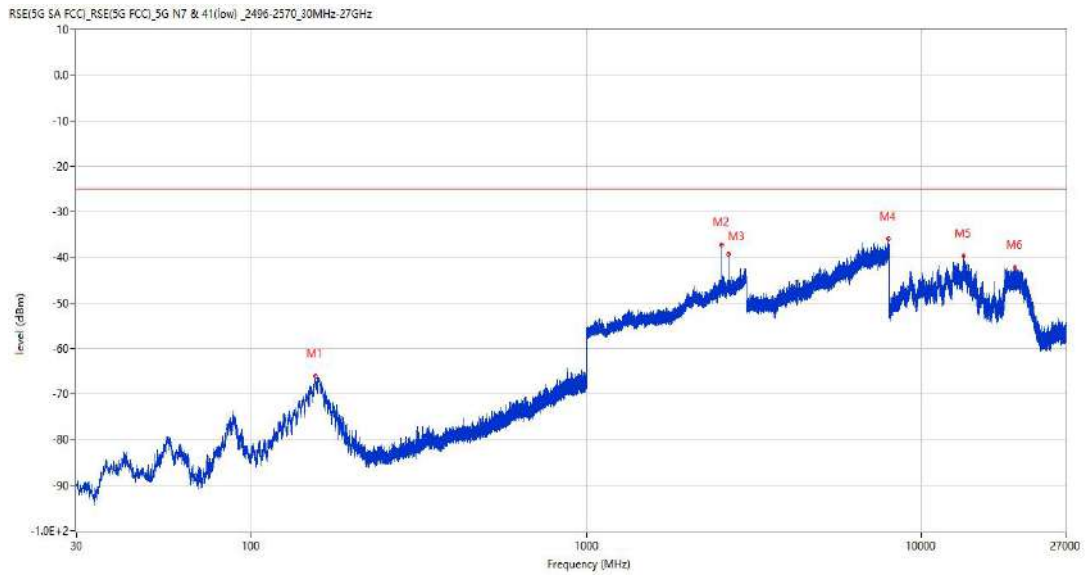
47.1 n7 BW5, QPSK, Middle Channel

RSE-H&H n7 BW5 CH531000



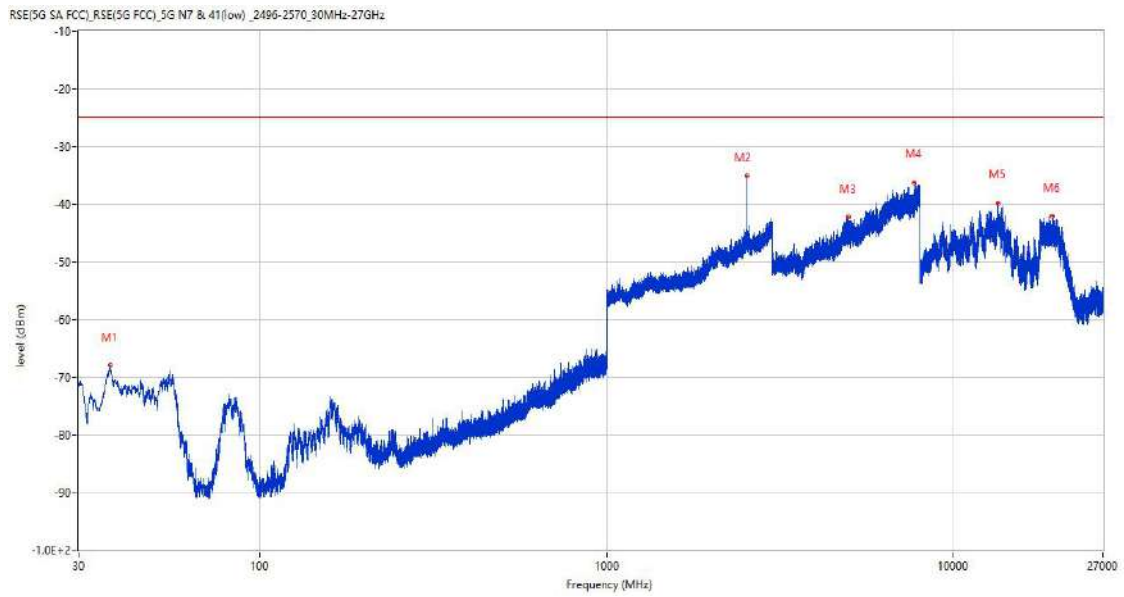
Frequency (MHz)	Result (dBm)	Factor (dB)	PK Limit (dBm)	Over Limit (dB)	Table (o)	ANT	EUT	Verdict
160.902	-68.43	-18.21	-25.0	43.43	177.00	Horizontal	Horizontal	Pass
2535.700	-33.27	8.83	-25.0	8.27	179.00	Horizontal	Horizontal	N/A
2656.000	-41.12	8.45	-25.0	16.12	251.00	Horizontal	Horizontal	N/A
7989.750	-35.75	18.40	-25.0	10.75	41.00	Horizontal	Horizontal	Pass
13407.300	-39.90	16.85	-25.0	14.90	188.00	Horizontal	Horizontal	Pass
18473.400	-42.31	12.87	-25.0	17.31	20.00	Horizontal	Horizontal	Pass

RSE-H&V n7 BW5 CH531000



Frequency (MHz)	Result (dBm)	Factor (dB)	PK Limit (dBm)	Over Limit (dB)	Table (o)	ANT	EUT	Verdict
155.518	-66.05	-19.05	-25.0	41.05	24.00	Horizontal	Vertical	Pass
2536.300	-37.25	8.83	-25.0	12.25	12.00	Horizontal	Vertical	N/A
2654.300	-39.32	8.43	-25.0	14.32	238.00	Horizontal	Vertical	N/A
7988.250	-36.03	18.30	-25.0	11.03	111.00	Horizontal	Vertical	Pass
13406.513	-39.71	16.87	-25.0	14.71	52.00	Horizontal	Vertical	Pass
19086.301	-42.23	12.91	-25.0	17.23	360.00	Horizontal	Vertical	Pass

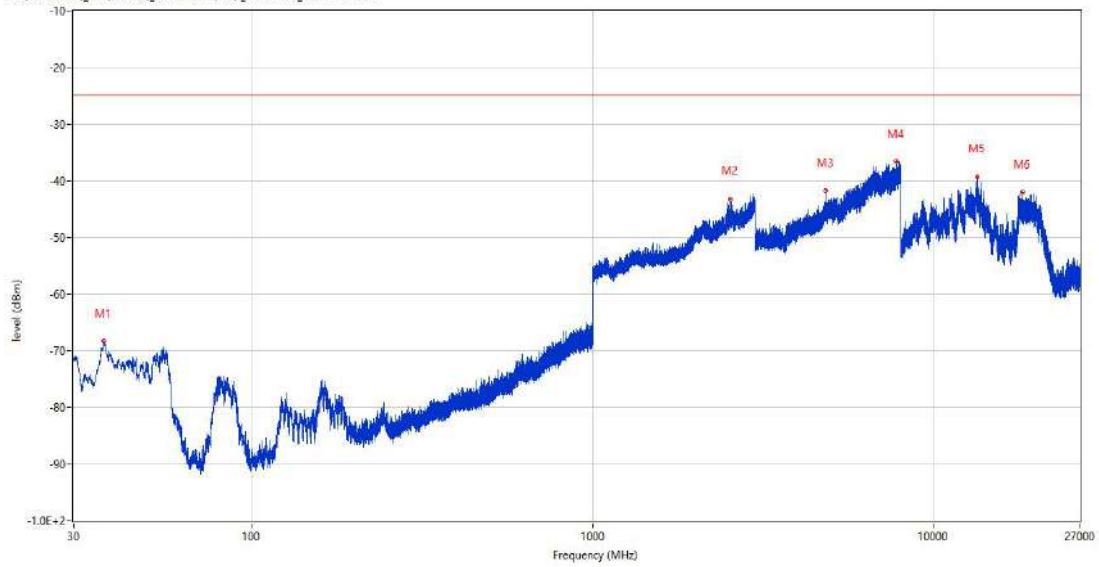
RSE-V&V n7 BW5 CH531000



Frequency (MHz)	Result (dBm)	Factor (dB)	PK Limit (dBm)	Over Limit (dB)	Table (o)	ANT	EUT	Verdict
36.887	-67.99	-20.98	-25.0	42.99	79.00	Vertical	Vertical	Pass
2535.900	-35.04	8.83	-25.0	10.04	159.00	Vertical	Vertical	N/A
4971.750	-42.16	13.55	-25.0	17.16	4.00	Vertical	Vertical	Pass
7718.750	-36.24	17.01	-25.0	11.24	345.00	Vertical	Vertical	Pass
13408.612	-39.80	16.82	-25.0	14.80	195.00	Vertical	Vertical	Pass
19299.600	-42.10	12.92	-25.0	17.10	164.00	Vertical	Vertical	Pass

RSE-V&H n7 BW5 CH531000

RSE(SG SA FCC)_RSE(SG FCC)_5G IN7 & 41(low)_2496-2570_30MHz-27GHz

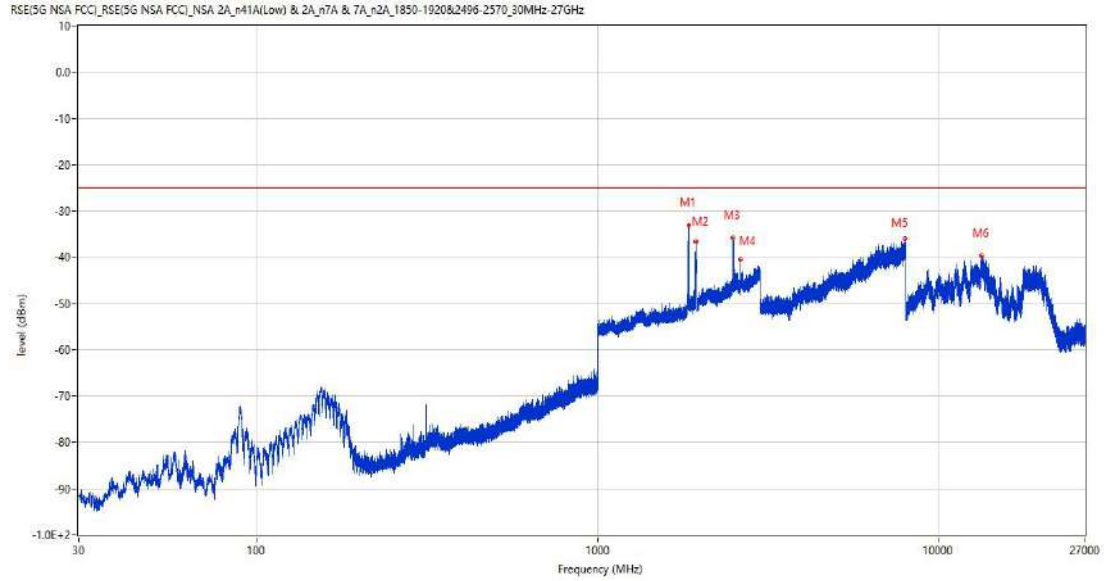


Frequency (MHz)	Result (dBm)	Factor (dB)	PK Limit (dBm)	Over Limit (dB)	Table (o)	ANT	EUT	Verdict
36.839	-68.36	-21.03	-25.0	43.36	354.00	Vertical	Horizontal	Pass
2535.900	-43.18	8.83	-25.0	18.18	0.00	Vertical	Horizontal	N/A
4843.250	-41.70	12.56	-25.0	16.70	226.00	Vertical	Horizontal	Pass
7778.000	-36.63	18.19	-25.0	11.63	111.00	Vertical	Horizontal	Pass
13409.401	-39.37	16.80	-25.0	14.37	-3.00	Vertical	Horizontal	Pass
18343.801	-42.06	12.87	-25.0	17.06	160.00	Vertical	Horizontal	Pass

48 DC_2A_n7A

48.1 DC_2A_n7A BW20(LTE)+BW50(NR), QPSK, Low Channel

RSE-H&H DC_2A_n7A BW20(LTE)+BW50(NR)



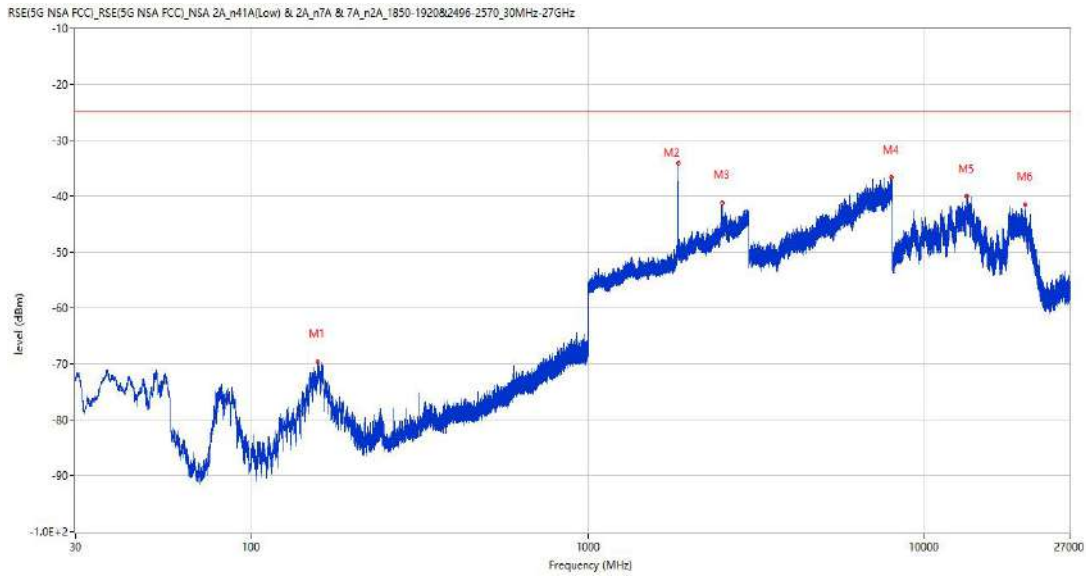
Frequency (MHz)	Result (dBm)	Factor (dB)	PK Limit (dBm)	Over Limit (dB)	Table (o)	ANT	EUT	Verdict
1851.800	-33.04	4.06	-25.0	8.04	191.00	Horizontal	Horizontal	N/A
1940.800	-36.64	3.95	-25.0	11.64	280.00	Horizontal	Horizontal	N/A
2501.700	-35.87	10.11	-25.0	10.87	15.00	Horizontal	Horizontal	N/A
2624.500	-40.61	8.47	-25.0	15.61	249.00	Horizontal	Horizontal	N/A
7993.750	-35.92	18.63	-25.0	10.92	193.00	Horizontal	Horizontal	Pass
13371.338	-39.78	16.74	-25.0	14.78	193.00	Horizontal	Horizontal	Pass

RSE-H&V DC_2A_n7A BW20(LTE)+BW50(NR)



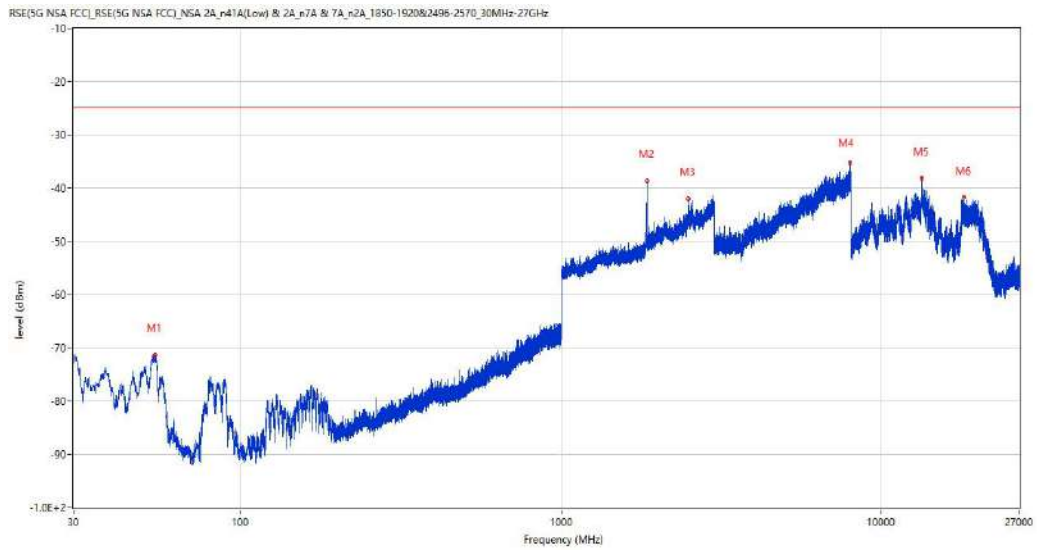
Frequency (MHz)	Result (dBm)	Factor (dB)	PK Limit (dBm)	Over Limit (dB)	Table (o)	ANT	EUT	Verdict
1852.000	-29.96	4.06	-25.0	4.96	205.00	Horizontal	Vertical	N/A
1939.800	-36.89	4.09	-25.0	11.89	273.00	Horizontal	Vertical	N/A
2501.400	-40.67	10.11	-25.0	15.67	173.00	Horizontal	Vertical	N/A
2622.200	-41.06	8.39	-25.0	16.06	236.00	Horizontal	Vertical	N/A
7085.000	-36.79	16.14	-25.0	11.79	320.00	Horizontal	Vertical	Pass
13374.750	-39.77	16.77	-25.0	14.77	147.00	Horizontal	Vertical	Pass

RSE-V&V DC_2A_n7A BW20(LTE)+BW50(NR)



Frequency (MHz)	Result (dBm)	Factor (dB)	PK Limit (dBm)	Over Limit (dB)	Table (o)	ANT	EUT	Verdict
157.216	-69.68	-18.77	-25.0	44.68	228.00	Vertical	Vertical	Pass
1852.000	-34.12	4.06	-25.0	9.12	175.00	Vertical	Vertical	N/A
2502.100	-41.16	10.11	-25.0	16.16	286.00	Vertical	Vertical	N/A
7986.250	-36.62	18.24	-25.0	11.62	55.00	Vertical	Vertical	Pass
13352.700	-40.03	16.57	-25.0	15.03	171.00	Vertical	Vertical	Pass
19942.650	-41.51	12.95	-25.0	16.51	342.00	Vertical	Vertical	Pass

RSE-V&H DC_2A_n7A BW20(LTE)+BW50(NR)



Frequency (MHz)	Result (dBm)	Factor (dB)	PK Limit (dBm)	Over Limit (dB)	Table (o)	ANT	EUT	Verdict
53.813	-71.38	-17.28	-25.0	46.38	106.00	Vertical	Horizontal	Pass
1851.900	-38.64	4.06	-25.0	13.64	243.00	Vertical	Horizontal	N/A
2501.600	-42.02	10.11	-25.0	17.02	0.00	Vertical	Horizontal	N/A
7991.250	-35.28	18.47	-25.0	10.28	63.00	Vertical	Horizontal	Pass
13377.112	-38.17	16.79	-25.0	13.17	124.00	Vertical	Horizontal	Pass
18106.200	-41.73	12.86	-25.0	16.73	295.00	Vertical	Horizontal	Pass

-- BLANK BELOW --