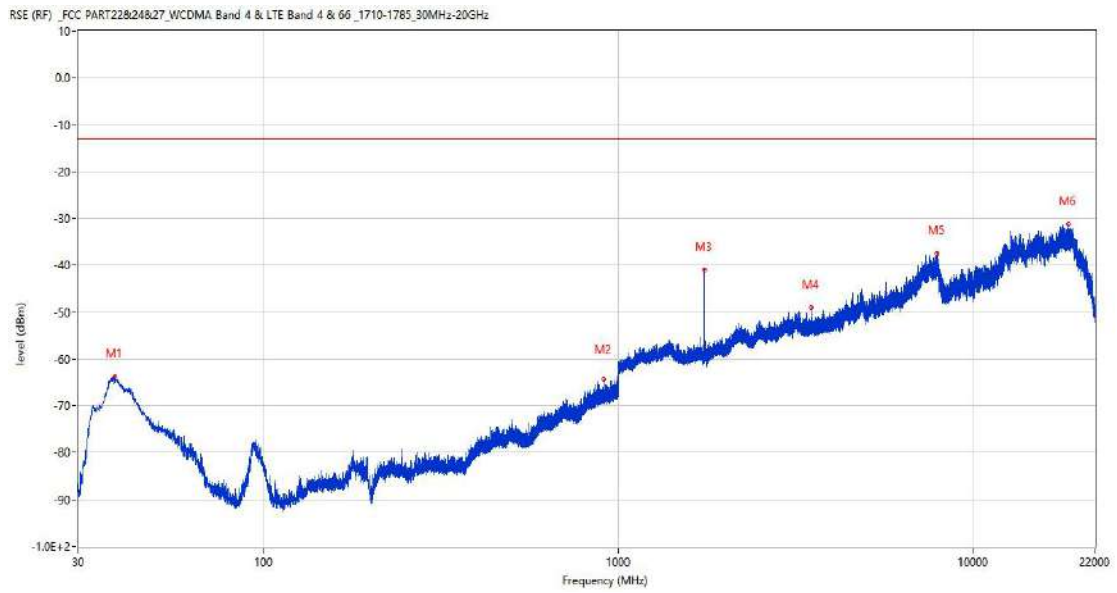


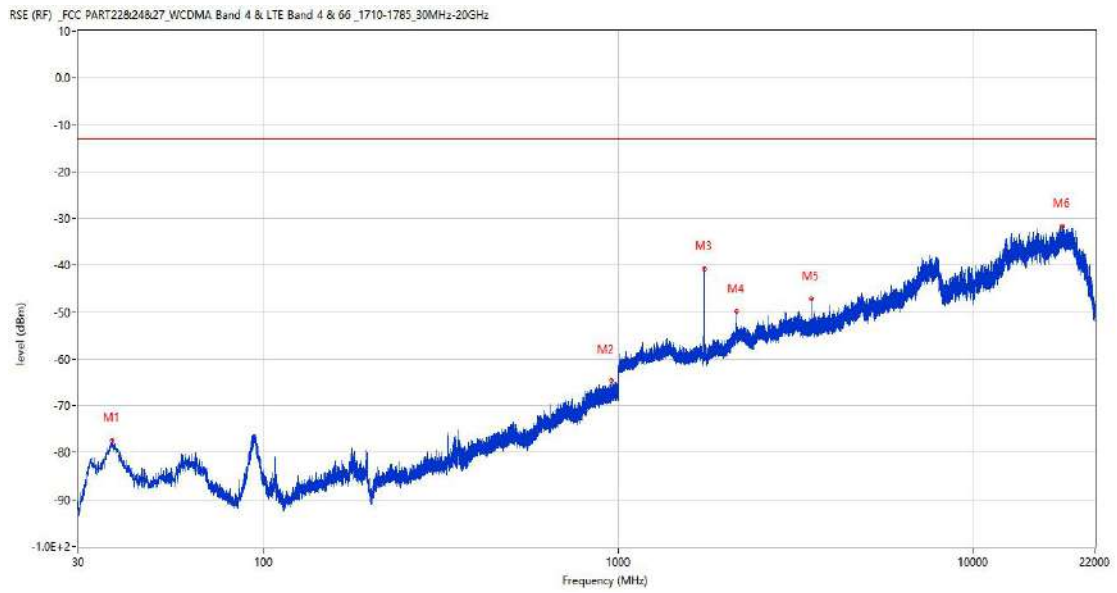
RSE-V&H LTE Band 66 BW5 CH132322



| Frequency (MHz) | Result (dBm) | Factor (dB) | PK Limit (dBm) | Margin (dB) | Table (o) | ANT      | EUT        | Verdict |
|-----------------|--------------|-------------|----------------|-------------|-----------|----------|------------|---------|
| 37.954          | -63.72       | -18.89      | -13.0          | 50.72       | 44.00     | Vertical | Horizontal | Pass    |
| 905.037         | -64.42       | 2.35        | -13.0          | 51.42       | 0.00      | Vertical | Horizontal | Pass    |
| 1743.100        | -40.89       | -4.12       | -13.0          | 27.89       | 315.00    | Vertical | Horizontal | N/A     |
| 3486.000        | -49.07       | 3.66        | -13.0          | 36.07       | 249.00    | Vertical | Horizontal | Pass    |
| 7880.250        | -37.44       | 16.98       | -13.0          | 24.44       | 256.00    | Vertical | Horizontal | Pass    |
| 18472.974       | -31.24       | 24.46       | -13.0          | 18.24       | 186.00    | Vertical | Horizontal | Pass    |

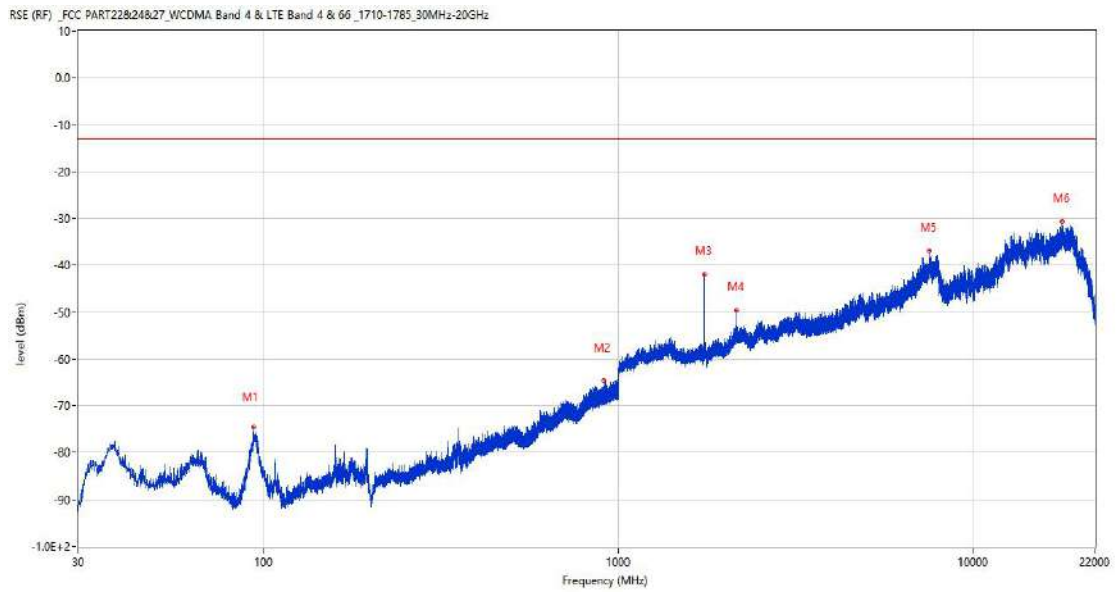
## 17.4 LTE Band 66 BW10, Middle Channel

RSE-H&H LTE Band 66 BW10 CH132322



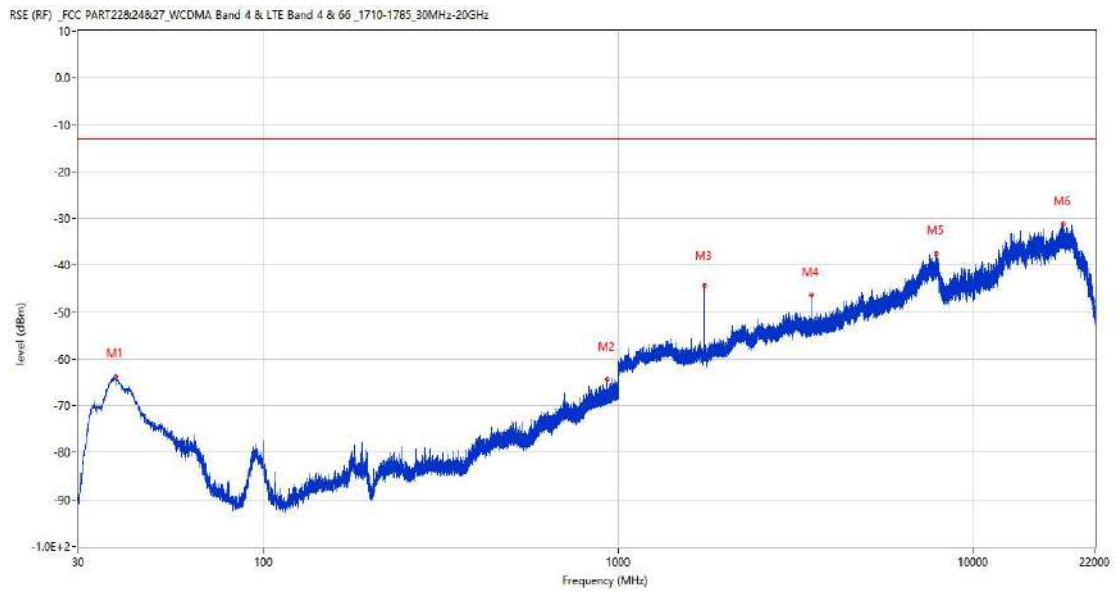
| Frequency (MHz) | Result (dBm) | Factor (dB) | PK Limit (dBm) | Margin (dB) | Table (o) | ANT        | EUT        | Verdict |
|-----------------|--------------|-------------|----------------|-------------|-----------|------------|------------|---------|
| 37.324          | -77.44       | -19.04      | -13.0          | 64.44       | 325.00    | Horizontal | Horizontal | Pass    |
| 951.888         | -64.57       | 3.05        | -13.0          | 51.57       | 301.00    | Horizontal | Horizontal | Pass    |
| 1740.900        | -40.85       | -4.11       | -13.0          | 27.85       | 153.00    | Horizontal | Horizontal | N/A     |
| 2146.800        | -49.93       | -1.32       | -13.0          | 36.93       | 299.00    | Horizontal | Horizontal | N/A     |
| 3481.250        | -47.16       | 3.41        | -13.0          | 34.16       | 3.00      | Horizontal | Horizontal | Pass    |
| 17791.250       | -31.67       | 26.35       | -13.0          | 18.67       | 256.00    | Horizontal | Horizontal | Pass    |

RSE-H&V LTE Band 66 BW10 CH132322



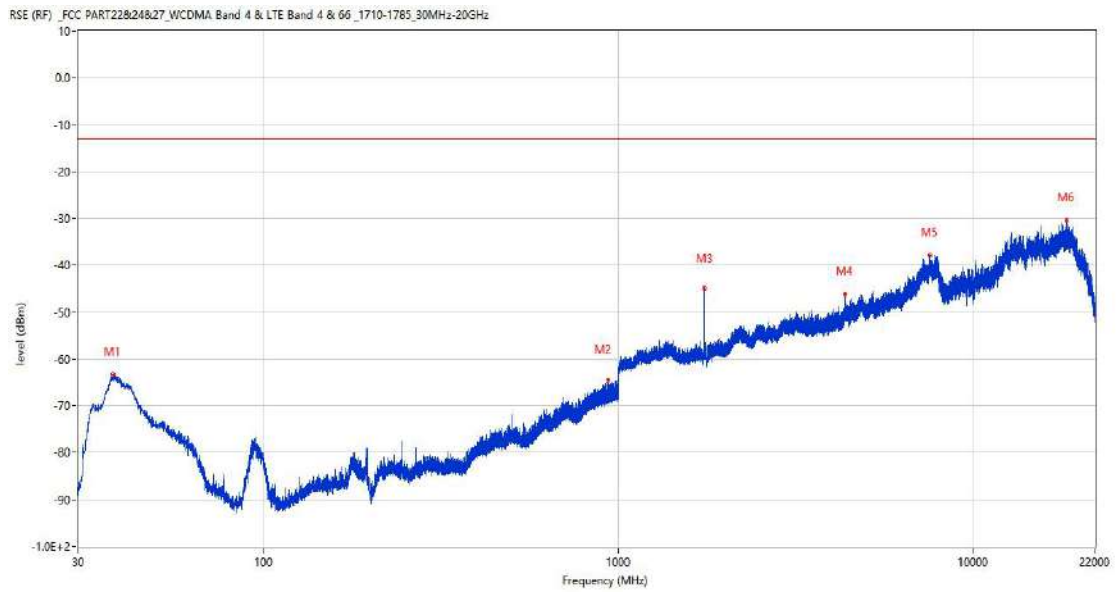
| Frequency (MHz) | Result (dBm) | Factor (dB) | PK Limit (dBm) | Margin (dB) | Table (o) | ANT        | EUT      | Verdict |
|-----------------|--------------|-------------|----------------|-------------|-----------|------------|----------|---------|
| 93.729          | -74.61       | -20.29      | -13.0          | 61.61       | 61.00     | Horizontal | Vertical | Pass    |
| 904.843         | -64.62       | 2.33        | -13.0          | 51.62       | 57.00     | Horizontal | Vertical | Pass    |
| 1740.800        | -41.92       | -4.11       | -13.0          | 28.92       | 17.00     | Horizontal | Vertical | N/A     |
| 2142.800        | -49.57       | -1.43       | -13.0          | 36.57       | 297.00    | Horizontal | Vertical | N/A     |
| 7494.750        | -36.85       | 16.77       | -13.0          | 23.85       | 68.00     | Horizontal | Vertical | Pass    |
| 17791.250       | -30.70       | 26.35       | -13.0          | 17.70       | 281.00    | Horizontal | Vertical | Pass    |

RSE-V&V LTE Band 66 BW10 CH132322



| Frequency (MHz) | Result (dBm) | Factor (dB) | PK Limit (dBm) | Margin (dB) | Table (o) | ANT      | EUT      | Verdict |
|-----------------|--------------|-------------|----------------|-------------|-----------|----------|----------|---------|
| 38.148          | -63.84       | -18.90      | -13.0          | 50.84       | 43.00     | Vertical | Vertical | Pass    |
| 928.559         | -64.40       | 2.55        | -13.0          | 51.40       | 122.00    | Vertical | Vertical | Pass    |
| 1740.700        | -44.31       | -4.11       | -13.0          | 31.31       | 178.00    | Vertical | Vertical | N/A     |
| 3481.250        | -46.39       | 3.41        | -13.0          | 33.39       | 235.00    | Vertical | Vertical | Pass    |
| 7854.500        | -37.38       | 16.31       | -13.0          | 24.38       | 4.00      | Vertical | Vertical | Pass    |
| 17861.087       | -31.32       | 25.77       | -13.0          | 18.32       | 281.00    | Vertical | Vertical | Pass    |

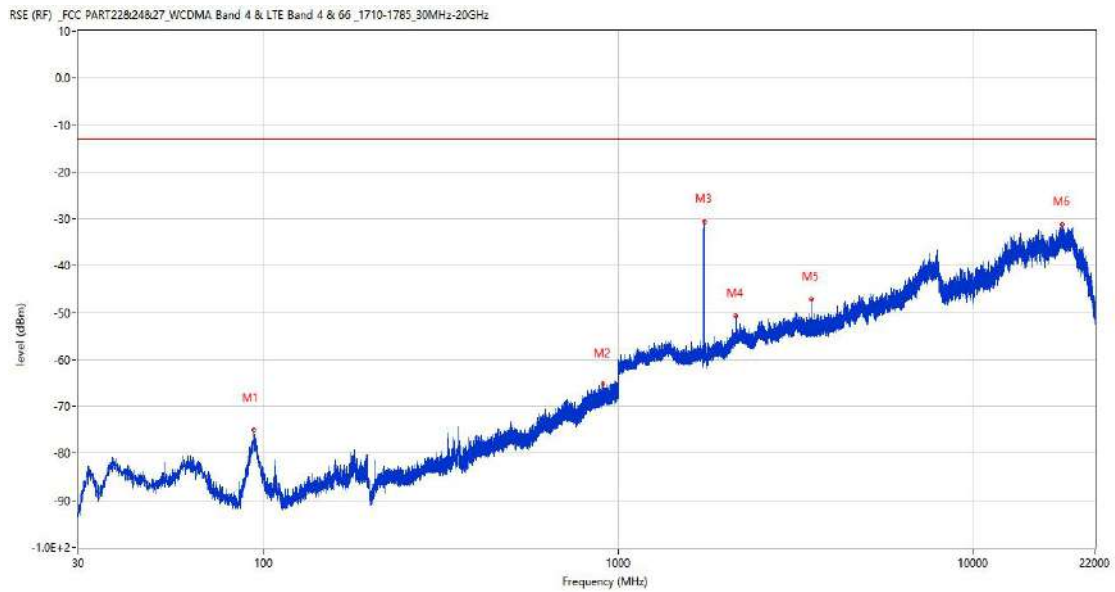
RSE-V&H LTE Band 66 BW10 CH132322



| Frequency (MHz) | Result (dBm) | Factor (dB) | PK Limit (dBm) | Margin (dB) | Table (o) | ANT      | EUT        | Verdict |
|-----------------|--------------|-------------|----------------|-------------|-----------|----------|------------|---------|
| 37.614          | -63.36       | -18.97      | -13.0          | 50.36       | 54.00     | Vertical | Horizontal | Pass    |
| 931.518         | -64.57       | 2.61        | -13.0          | 51.57       | 90.00     | Vertical | Horizontal | Pass    |
| 1740.700        | -44.92       | -4.11       | -13.0          | 31.92       | 316.00    | Vertical | Horizontal | N/A     |
| 4339.750        | -46.15       | 6.83        | -13.0          | 33.15       | 30.00     | Vertical | Horizontal | Pass    |
| 7533.500        | -37.93       | 16.56       | -13.0          | 24.93       | 78.00     | Vertical | Horizontal | Pass    |
| 18317.574       | -30.37       | 24.61       | -13.0          | 17.37       | 168.00    | Vertical | Horizontal | Pass    |

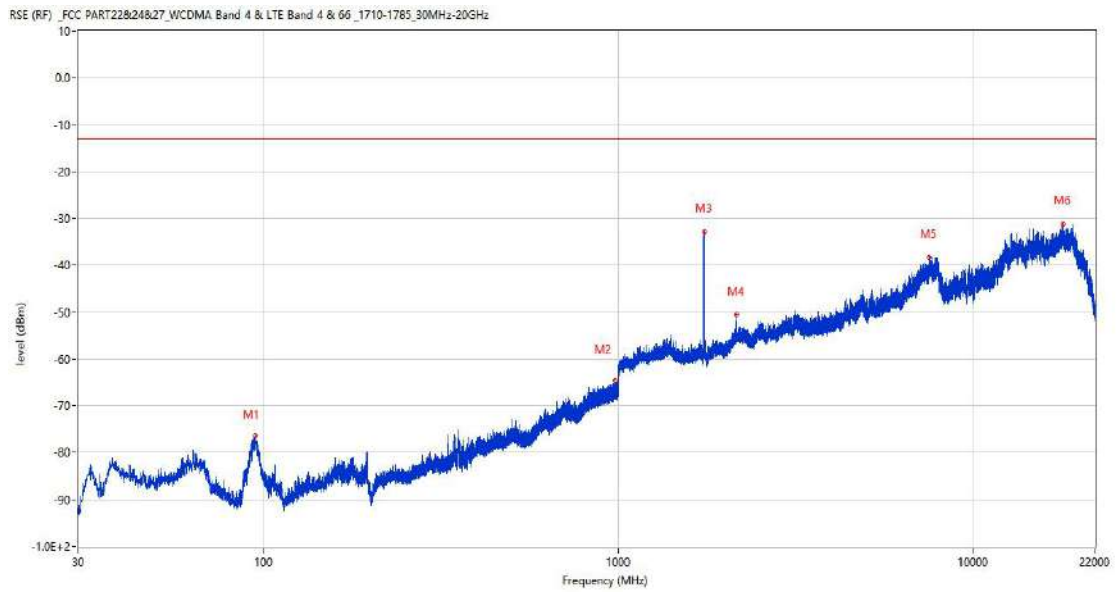
### 17.5 LTE Band 66 BW15, Middle Channel

RSE-H&H LTE Band 66 BW15 CH132322



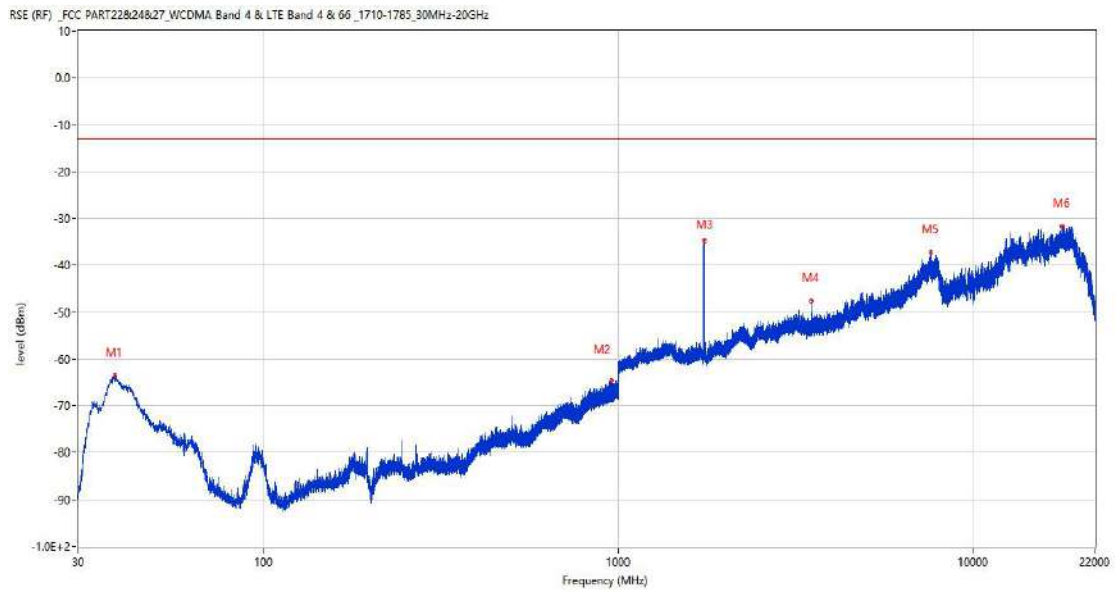
| Frequency (MHz) | Result (dBm) | Factor (dB) | PK Limit (dBm) | Margin (dB) | Table (o) | ANT        | EUT        | Verdict |
|-----------------|--------------|-------------|----------------|-------------|-----------|------------|------------|---------|
| 93.438          | -74.97       | -20.24      | -13.0          | 61.97       | 57.00     | Horizontal | Horizontal | Pass    |
| 901.885         | -65.16       | 2.29        | -13.0          | 52.16       | 211.00    | Horizontal | Horizontal | Pass    |
| 1738.600        | -30.67       | -4.10       | -13.0          | 17.67       | 187.00    | Horizontal | Horizontal | N/A     |
| 2139.100        | -50.75       | -1.40       | -13.0          | 37.75       | 227.00    | Horizontal | Horizontal | N/A     |
| 3477.000        | -47.12       | 3.33        | -13.0          | 34.12       | 342.00    | Horizontal | Horizontal | Pass    |
| 17807.438       | -31.30       | 26.38       | -13.0          | 18.30       | 16.00     | Horizontal | Horizontal | Pass    |

RSE-H&V LTE Band 66 BW15 CH132322



| Frequency (MHz) | Result (dBm) | Factor (dB) | PK Limit (dBm) | Margin (dB) | Table (o) | ANT        | EUT      | Verdict |
|-----------------|--------------|-------------|----------------|-------------|-----------|------------|----------|---------|
| 94.893          | -76.31       | -20.49      | -13.0          | 63.31       | 34.00     | Horizontal | Vertical | Pass    |
| 975.459         | -64.54       | 3.56        | -13.0          | 51.54       | 242.00    | Horizontal | Vertical | Pass    |
| 1738.500        | -32.80       | -4.10       | -13.0          | 19.80       | 177.00    | Horizontal | Vertical | N/A     |
| 2146.900        | -50.59       | -1.32       | -13.0          | 37.59       | 221.00    | Horizontal | Vertical | N/A     |
| 7513.750        | -38.23       | 15.80       | -13.0          | 25.23       | 347.00    | Horizontal | Vertical | Pass    |
| 17826.400       | -31.14       | 26.15       | -13.0          | 18.14       | 308.00    | Horizontal | Vertical | Pass    |

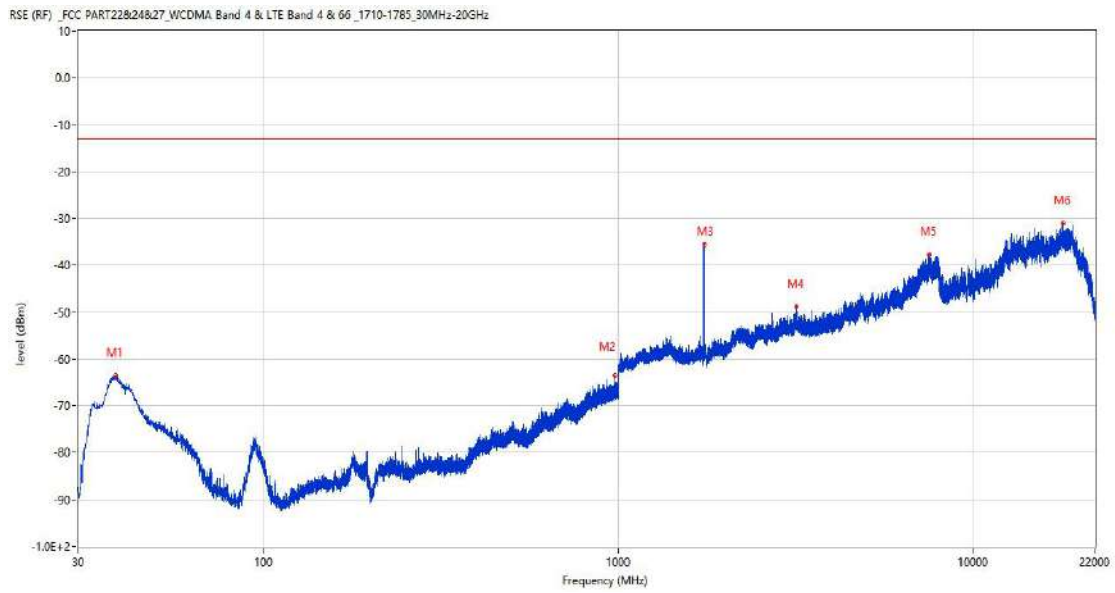
RSE-V&V LTE Band 66 BW15 CH132322



| Frequency (MHz) | Result (dBm) | Factor (dB) | PK Limit (dBm) | Margin (dB) | Table (o) | ANT      | EUT      | Verdict |
|-----------------|--------------|-------------|----------------|-------------|-----------|----------|----------|---------|
| 37.906          | -63.59       | -18.90      | -13.0          | 50.59       | 58.00     | Vertical | Vertical | Pass    |
| 951.258         | -64.51       | 2.98        | -13.0          | 51.51       | 260.00    | Vertical | Vertical | Pass    |
| 1738.600        | -34.80       | -4.10       | -13.0          | 21.80       | 68.00     | Vertical | Vertical | N/A     |
| 3477.000        | -47.56       | 3.33        | -13.0          | 34.56       | 233.00    | Vertical | Vertical | Pass    |
| 7603.250        | -37.28       | 16.41       | -13.0          | 24.28       | 330.00    | Vertical | Vertical | Pass    |
| 17796.801       | -31.68       | 26.43       | -13.0          | 18.68       | 138.00    | Vertical | Vertical | Pass    |



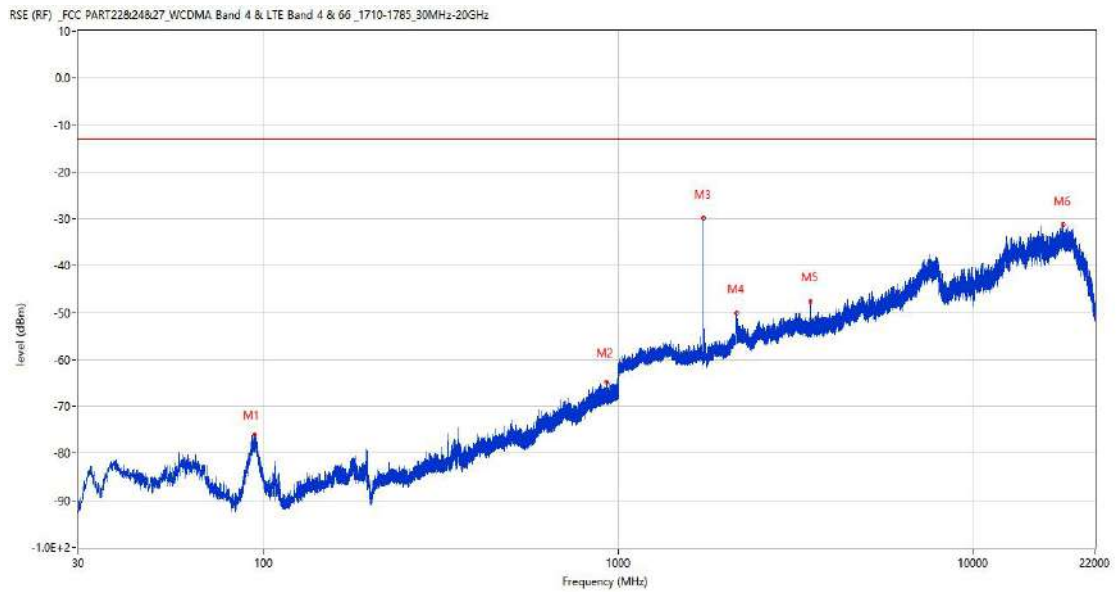
RSE-V&H LTE Band 66 BW15 CH132322



| Frequency (MHz) | Result (dBm) | Factor (dB) | PK Limit (dBm) | Margin (dB) | Table (o) | ANT      | EUT        | Verdict |
|-----------------|--------------|-------------|----------------|-------------|-----------|----------|------------|---------|
| 38.245          | -63.54       | -18.92      | -13.0          | 50.54       | 52.00     | Vertical | Horizontal | Pass    |
| 977.545         | -63.54       | 3.61        | -13.0          | 50.54       | 199.00    | Vertical | Horizontal | Pass    |
| 1738.600        | -35.66       | -4.10       | -13.0          | 22.66       | 317.00    | Vertical | Horizontal | N/A     |
| 3163.750        | -48.90       | 5.38        | -13.0          | 35.90       | 360.00    | Vertical | Horizontal | Pass    |
| 7509.250        | -37.61       | 15.88       | -13.0          | 24.61       | 284.00    | Vertical | Horizontal | Pass    |
| 17862.937       | -31.09       | 25.76       | -13.0          | 18.09       | 275.00    | Vertical | Horizontal | Pass    |

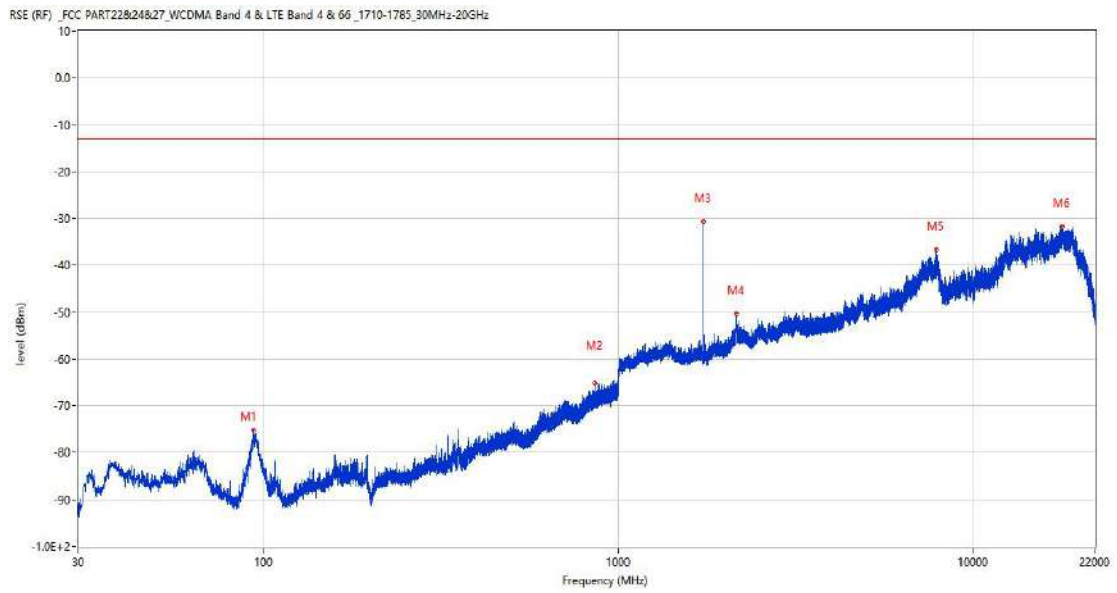
## 17.6 LTE Band 66 BW20, Middle Channel

RSE-H&H LTE Band 66 BW20 CH132322



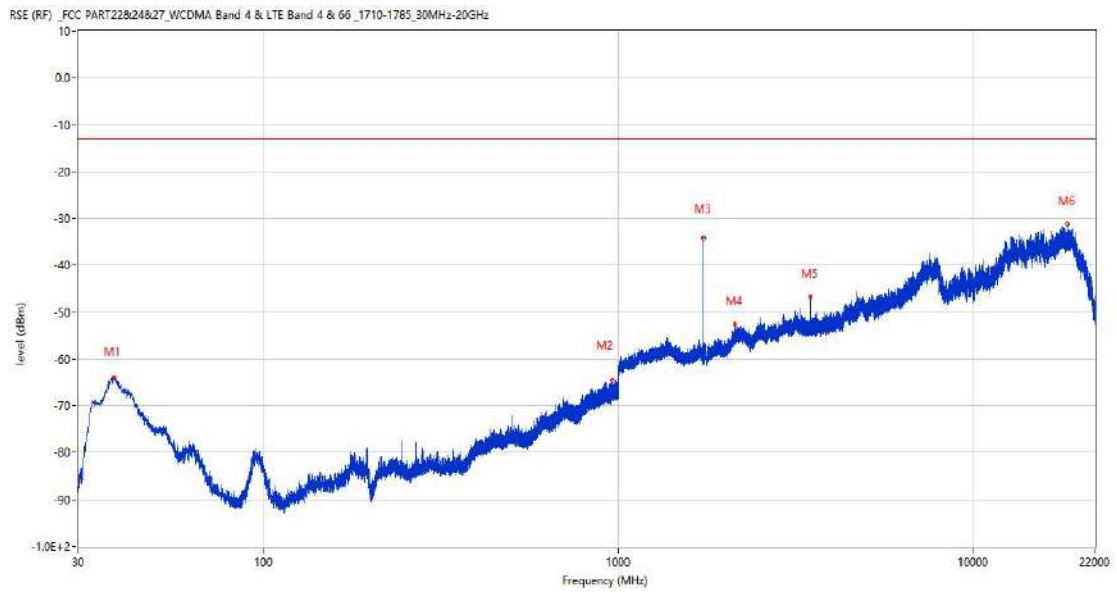
| Frequency (MHz) | Result (dBm) | Factor (dB) | PK Limit (dBm) | Margin (dB) | Table (o) | ANT        | EUT        | Verdict |
|-----------------|--------------|-------------|----------------|-------------|-----------|------------|------------|---------|
| 94.068          | -75.87       | -20.36      | -13.0          | 62.87       | 19.00     | Horizontal | Horizontal | Pass    |
| 922.691         | -64.75       | 2.55        | -13.0          | 51.75       | 107.00    | Horizontal | Horizontal | Pass    |
| 1736.300        | -29.72       | -4.09       | -13.0          | 16.72       | 182.00    | Horizontal | Horizontal | N/A     |
| 2147.400        | -49.98       | -1.35       | -13.0          | 36.98       | 301.00    | Horizontal | Horizontal | N/A     |
| 3472.250        | -47.50       | 3.50        | -13.0          | 34.50       | 4.00      | Horizontal | Horizontal | Pass    |
| 17816.224       | -31.28       | 26.27       | -13.0          | 18.28       | 288.00    | Horizontal | Horizontal | Pass    |

RSE-H&V LTE Band 66 BW20 CH132322



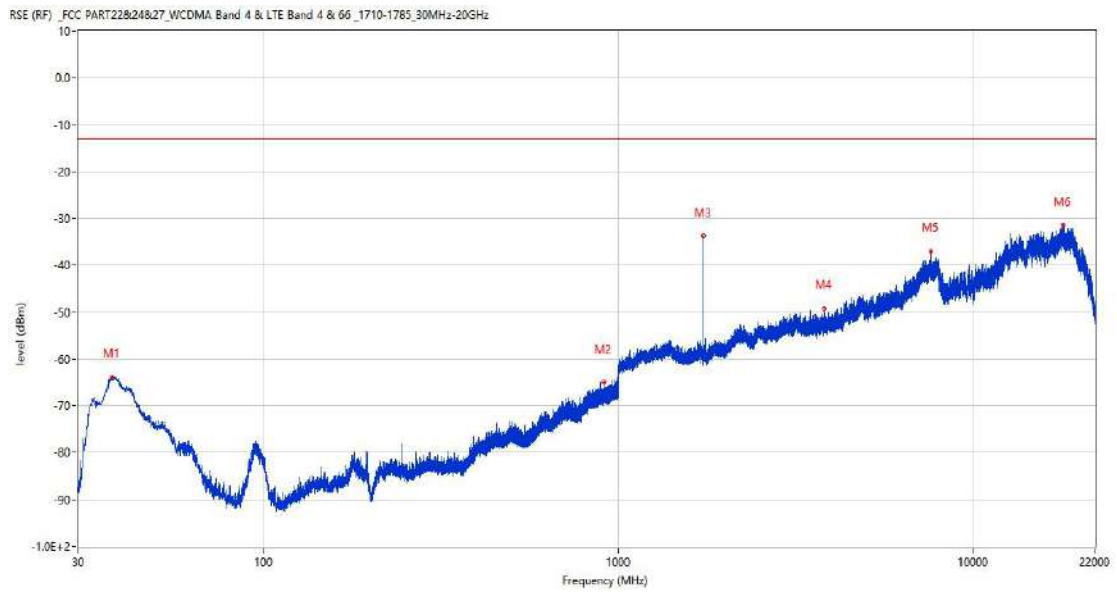
| Frequency (MHz) | Result (dBm) | Factor (dB) | PK Limit (dBm) | Margin (dB) | Table (o) | ANT        | EUT      | Verdict |
|-----------------|--------------|-------------|----------------|-------------|-----------|------------|----------|---------|
| 93.390          | -75.14       | -20.23      | -13.0          | 62.14       | 222.00    | Horizontal | Vertical | Pass    |
| 855.034         | -65.22       | 1.53        | -13.0          | 52.22       | 52.00     | Horizontal | Vertical | Pass    |
| 1736.300        | -30.55       | -4.09       | -13.0          | 17.55       | 186.00    | Horizontal | Vertical | N/A     |
| 2142.600        | -50.29       | -1.43       | -13.0          | 37.29       | 298.00    | Horizontal | Vertical | N/A     |
| 7865.000        | -36.57       | 16.85       | -13.0          | 23.57       | 28.00     | Horizontal | Vertical | Pass    |
| 17792.637       | -31.65       | 26.37       | -13.0          | 18.65       | 248.00    | Horizontal | Vertical | Pass    |

RSE-V&V LTE Band 66 BW20 CH132322



| Frequency (MHz) | Result (dBm) | Factor (dB) | PK Limit (dBm) | Margin (dB) | Table (o) | ANT      | EUT      | Verdict |
|-----------------|--------------|-------------|----------------|-------------|-----------|----------|----------|---------|
| 37.809          | -63.90       | -18.93      | -13.0          | 50.90       | 89.00     | Vertical | Vertical | Pass    |
| 959.794         | -64.57       | 3.12        | -13.0          | 51.57       | 235.00    | Vertical | Vertical | Pass    |
| 1736.200        | -34.17       | -4.09       | -13.0          | 21.17       | 169.00    | Vertical | Vertical | N/A     |
| 2120.900        | -52.64       | -1.99       | -13.0          | 39.64       | 288.00    | Vertical | Vertical | N/A     |
| 3472.250        | -46.86       | 3.50        | -13.0          | 33.86       | 219.00    | Vertical | Vertical | Pass    |
| 18332.838       | -31.25       | 24.59       | -13.0          | 18.25       | 94.00     | Vertical | Vertical | Pass    |

RSE-V&H LTE Band 66 BW20 CH132322

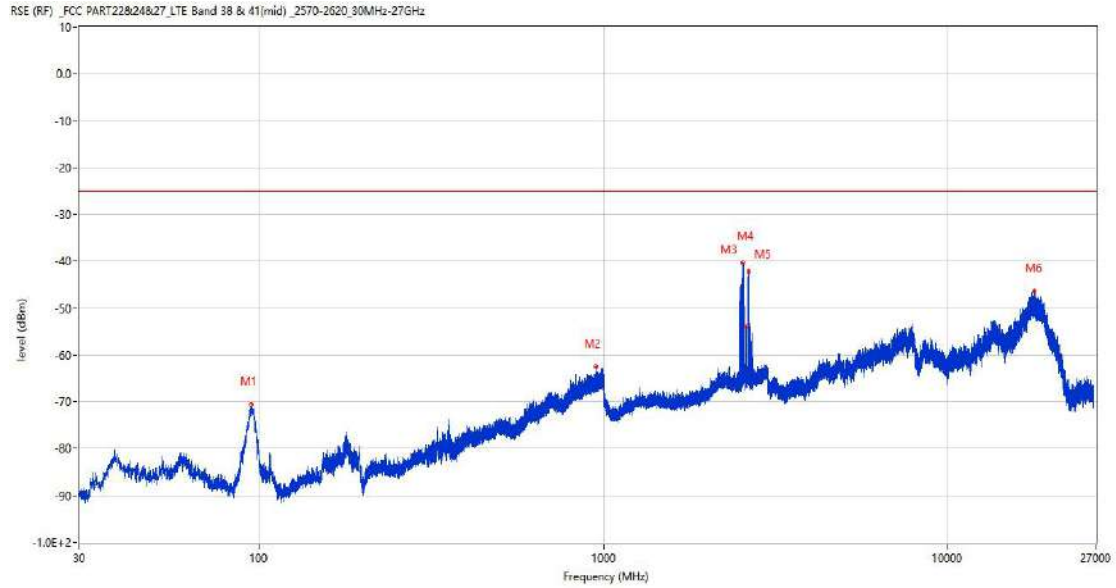


| Frequency (MHz) | Result (dBm) | Factor (dB) | PK Limit (dBm) | Margin (dB) | Table (o) | ANT      | EUT        | Verdict |
|-----------------|--------------|-------------|----------------|-------------|-----------|----------|------------|---------|
| 37.420          | -63.97       | -19.02      | -13.0          | 50.97       | 53.00     | Vertical | Horizontal | Pass    |
| 904.891         | -64.97       | 2.34        | -13.0          | 51.97       | 258.00    | Vertical | Horizontal | Pass    |
| 1736.300        | -33.65       | -4.09       | -13.0          | 20.65       | 322.00    | Vertical | Horizontal | N/A     |
| 3786.000        | -49.15       | 5.25        | -13.0          | 36.15       | 2.00      | Vertical | Horizontal | Pass    |
| 7601.000        | -36.93       | 16.51       | -13.0          | 23.93       | 299.00    | Vertical | Horizontal | Pass    |
| 17822.700       | -31.38       | 26.19       | -13.0          | 18.38       | 124.00    | Vertical | Horizontal | Pass    |

18 LTE Band 38

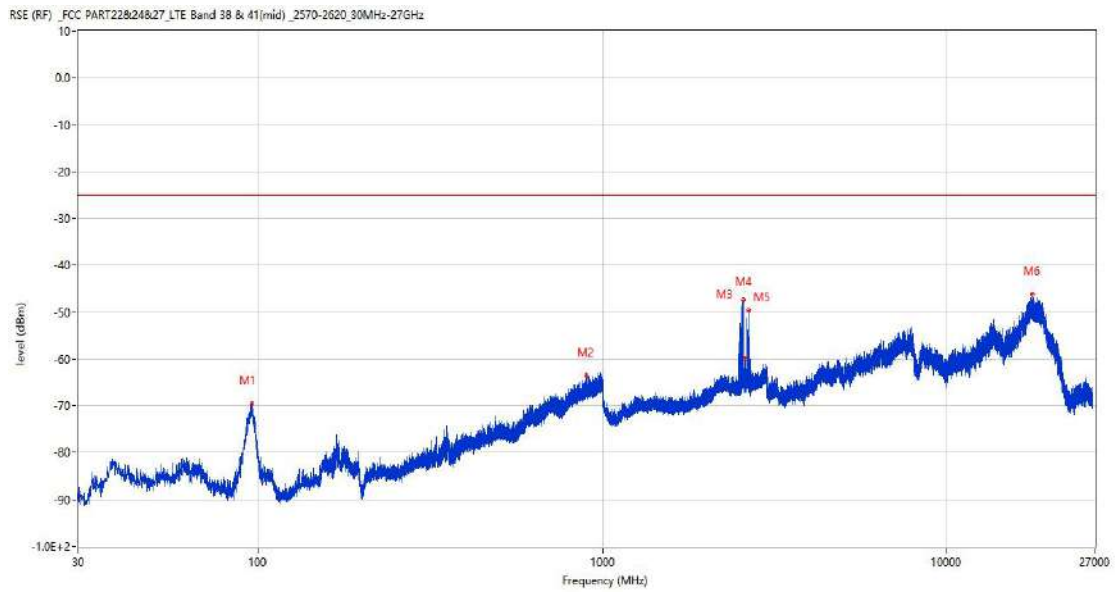
18.1 LTE Band 38 BW5, Middle Channel

RSE-H&H LTE Band 38 BW5 CH38000



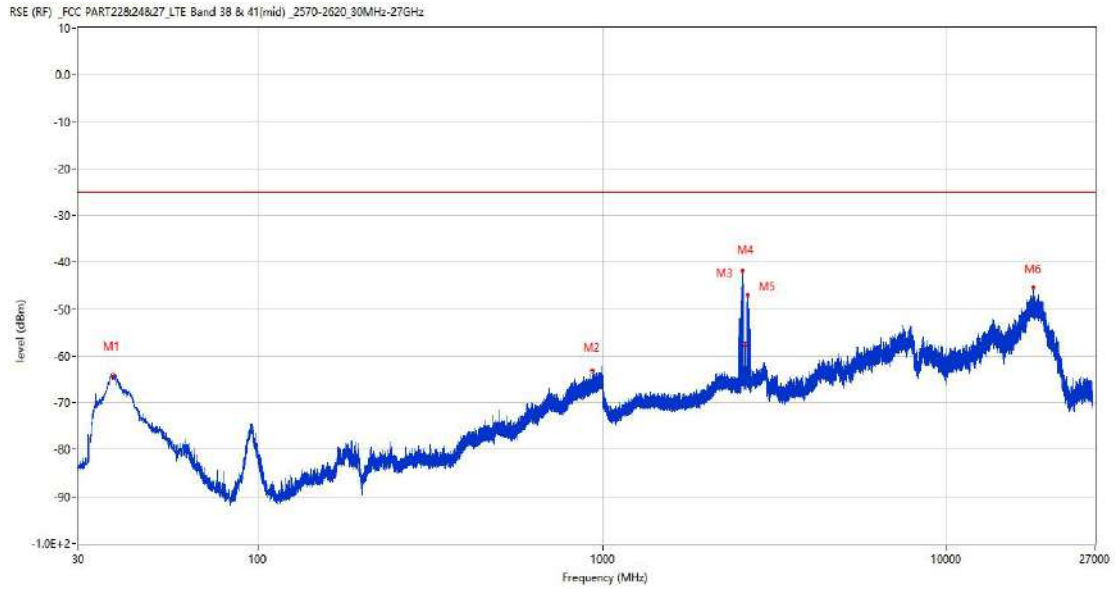
| Frequency (MHz) | Result (dBm) | Factor (dB) | PK Limit (dBm) | Margin (dB) | Table (o) | ANT        | EUT        | Verdict |
|-----------------|--------------|-------------|----------------|-------------|-----------|------------|------------|---------|
| 94.699          | -70.51       | -20.17      | -25.0          | 45.51       | 244.00    | Horizontal | Horizontal | Pass    |
| 950.530         | -62.44       | 4.21        | -25.0          | 37.44       | 339.00    | Horizontal | Horizontal | Pass    |
| 2544.800        | -40.27       | -10.43      | -25.0          | 15.27       | 165.00    | Horizontal | Horizontal | Pass    |
| 2593.000        | -54.10       | -9.62       | -25.0          | 29.10       | 150.00    | Horizontal | Horizontal | N/A     |
| 2637.800        | -42.24       | -10.48      | -25.0          | 17.24       | 176.00    | Horizontal | Horizontal | Pass    |
| 17851.425       | -46.41       | 10.93       | -25.0          | 21.41       | 183.00    | Horizontal | Horizontal | Pass    |

RSE-H&V LTE Band 38 BW5 CH38000



| Frequency (MHz) | Result (dBm) | Factor (dB) | PK Limit (dBm) | Margin (dB) | Table (o) | ANT        | EUT      | Verdict |
|-----------------|--------------|-------------|----------------|-------------|-----------|------------|----------|---------|
| 95.669          | -69.61       | -20.27      | -25.0          | 44.61       | 228.00    | Horizontal | Vertical | Pass    |
| 899.605         | -63.50       | 3.54        | -25.0          | 38.50       | 25.00     | Horizontal | Vertical | Pass    |
| 2563.100        | -47.46       | -8.76       | -25.0          | 22.46       | 360.00    | Horizontal | Vertical | Pass    |
| 2593.100        | -59.84       | -9.62       | -25.0          | 34.84       | 360.00    | Horizontal | Vertical | N/A     |
| 2652.000        | -49.59       | -10.59      | -25.0          | 24.59       | 140.00    | Horizontal | Vertical | Pass    |
| 17786.063       | -46.11       | 10.45       | -25.0          | 21.11       | 85.00     | Horizontal | Vertical | Pass    |

RSE-V&V LTE Band 38 BW5 CH38000



| Frequency (MHz) | Result (dBm) | Factor (dB) | PK Limit (dBm) | Margin (dB) | Table (o) | ANT      | EUT      | Verdict |
|-----------------|--------------|-------------|----------------|-------------|-----------|----------|----------|---------|
| 37.809          | -64.13       | -18.88      | -25.0          | 39.13       | 81.00     | Vertical | Vertical | Pass    |
| 934.185         | -63.16       | 3.80        | -25.0          | 38.16       | 297.00    | Vertical | Vertical | Pass    |
| 2559.800        | -41.75       | -9.95       | -25.0          | 16.75       | 170.00    | Vertical | Vertical | Pass    |
| 2592.900        | -57.59       | -9.62       | -25.0          | 32.59       | 80.00     | Vertical | Vertical | N/A     |
| 2646.200        | -47.00       | -10.41      | -25.0          | 22.00       | 14.00     | Vertical | Vertical | Pass    |
| 17860.874       | -45.41       | 10.83       | -25.0          | 20.41       | 104.00    | Vertical | Vertical | Pass    |



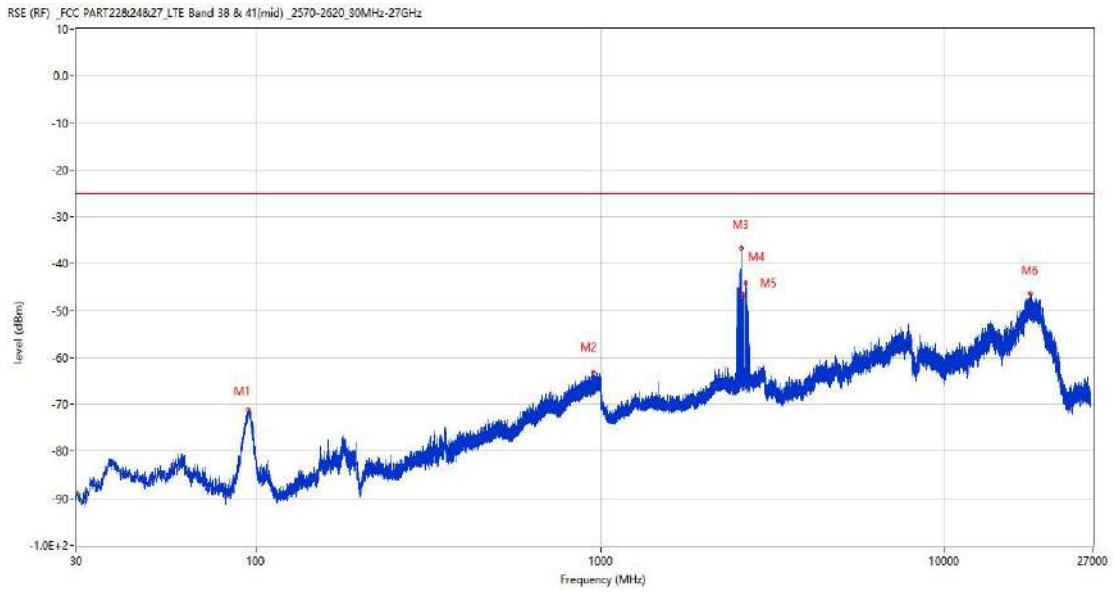
RSE-V&H LTE Band 38 BW5 CH38000



| Frequency (MHz) | Result (dBm) | Factor (dB) | PK Limit (dBm) | Margin (dB) | Table (o) | ANT      | EUT        | Verdict |
|-----------------|--------------|-------------|----------------|-------------|-----------|----------|------------|---------|
| 37.566          | -64.13       | -18.93      | -25.0          | 39.13       | 62.00     | Vertical | Horizontal | Pass    |
| 961.006         | -62.52       | 4.43        | -25.0          | 37.52       | 0.00      | Vertical | Horizontal | Pass    |
| 2562.200        | -45.00       | -9.00       | -25.0          | 20.00       | 92.00     | Vertical | Horizontal | Pass    |
| 2592.900        | -58.67       | -9.62       | -25.0          | 33.67       | 148.00    | Vertical | Horizontal | N/A     |
| 2638.200        | -49.84       | -10.54      | -25.0          | 24.84       | 138.00    | Vertical | Horizontal | Pass    |
| 17855.887       | -46.90       | 10.89       | -25.0          | 21.90       | 76.00     | Vertical | Horizontal | Pass    |

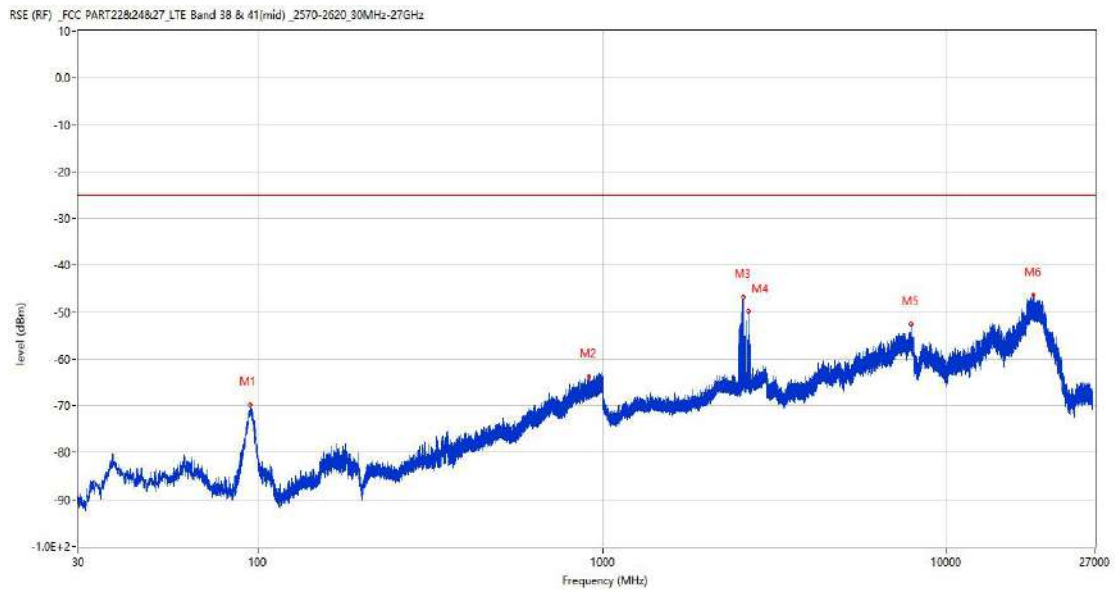
## 18.2 LTE Band 38 BW10, Middle Channel

RSE-H&H LTE Band 38 BW10 CH38000



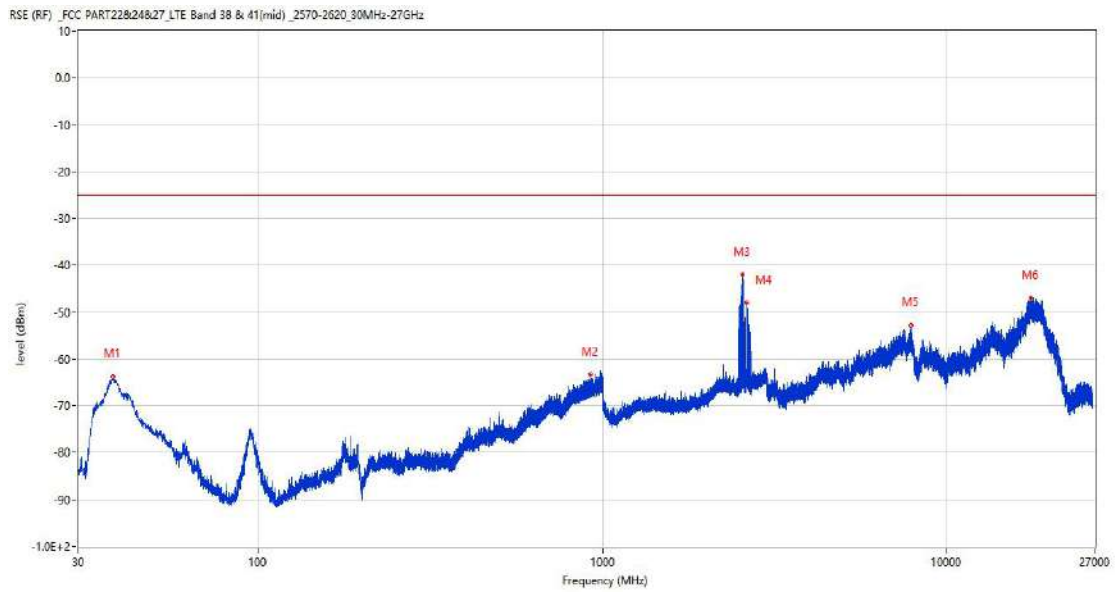
| Frequency (MHz) | Result (dBm) | Factor (dB) | PK Limit (dBm) | Margin (dB) | Table (o) | ANT        | EUT        | Verdict |
|-----------------|--------------|-------------|----------------|-------------|-----------|------------|------------|---------|
| 94.844          | -71.20       | -20.18      | -25.0          | 46.20       | 71.00     | Horizontal | Horizontal | Pass    |
| 957.562         | -63.06       | 4.40        | -25.0          | 38.06       | 0.00      | Horizontal | Horizontal | Pass    |
| 2563.900        | -36.60       | -8.78       | -25.0          | 11.60       | 170.00    | Horizontal | Horizontal | Pass    |
| 2590.800        | -46.60       | -9.56       | -25.0          | 21.60       | 176.00    | Horizontal | Horizontal | N/A     |
| 2642.000        | -44.17       | -10.70      | -25.0          | 19.17       | 186.00    | Horizontal | Horizontal | Pass    |
| 17775.301       | -46.27       | 10.47       | -25.0          | 21.27       | 192.00    | Horizontal | Horizontal | Pass    |

RSE-H&V LTE Band 38 BW10 CH38000



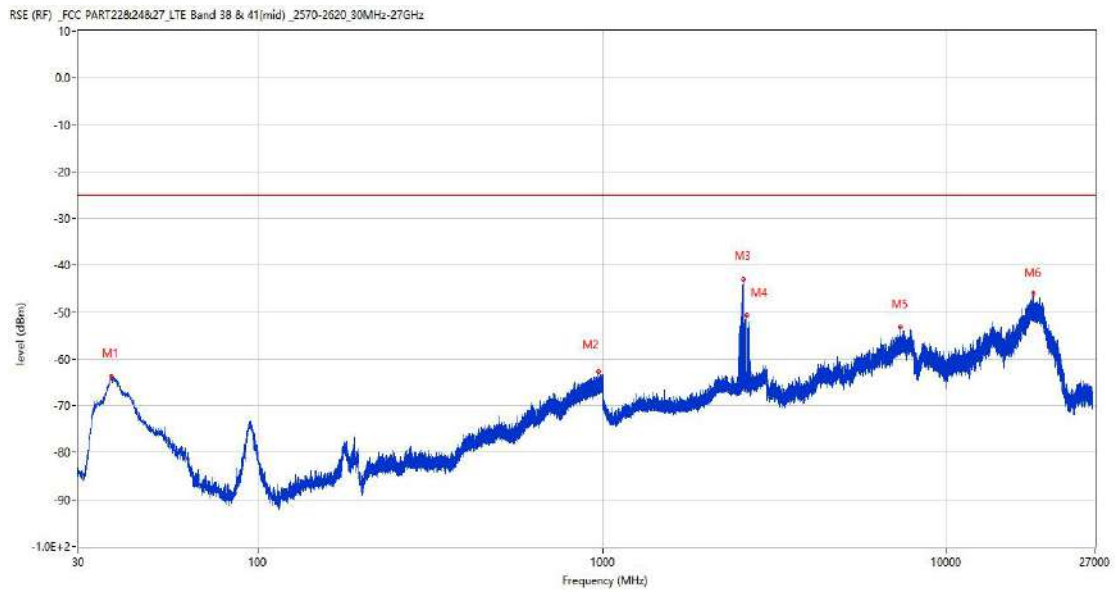
| Frequency (MHz) | Result (dBm) | Factor (dB) | PK Limit (dBm) | Margin (dB) | Table (o) | ANT        | EUT      | Verdict |
|-----------------|--------------|-------------|----------------|-------------|-----------|------------|----------|---------|
| 94.990          | -69.84       | -20.20      | -25.0          | 44.84       | 63.00     | Horizontal | Vertical | Pass    |
| 911.099         | -63.82       | 3.68        | -25.0          | 38.82       | 45.00     | Horizontal | Vertical | Pass    |
| 2562.400        | -46.72       | -8.91       | -25.0          | 21.72       | 53.00     | Horizontal | Vertical | Pass    |
| 2655.600        | -49.94       | -10.78      | -25.0          | 24.94       | 137.00    | Horizontal | Vertical | Pass    |
| 7858.500        | -52.59       | 0.95        | -25.0          | 27.59       | 272.00    | Horizontal | Vertical | Pass    |
| 17835.938       | -46.38       | 10.80       | -25.0          | 21.38       | 248.00    | Horizontal | Vertical | Pass    |

RSE-V&V LTE Band 38 BW10 CH38000



| Frequency (MHz) | Result (dBm) | Factor (dB) | PK Limit (dBm) | Margin (dB) | Table (o) | ANT      | EUT      | Verdict |
|-----------------|--------------|-------------|----------------|-------------|-----------|----------|----------|---------|
| 37.906          | -63.80       | -18.86      | -25.0          | 38.80       | 66.00     | Vertical | Vertical | Pass    |
| 921.188         | -63.31       | 3.77        | -25.0          | 38.31       | 32.00     | Vertical | Vertical | Pass    |
| 2553.000        | -42.08       | -10.18      | -25.0          | 17.08       | 340.00    | Vertical | Vertical | Pass    |
| 2632.200        | -48.09       | -9.76       | -25.0          | 23.09       | 13.00     | Vertical | Vertical | Pass    |
| 7868.250        | -52.77       | 1.13        | -25.0          | 27.77       | 139.00    | Vertical | Vertical | Pass    |
| 17583.411       | -47.00       | 10.91       | -25.0          | 22.00       | 264.00    | Vertical | Vertical | Pass    |

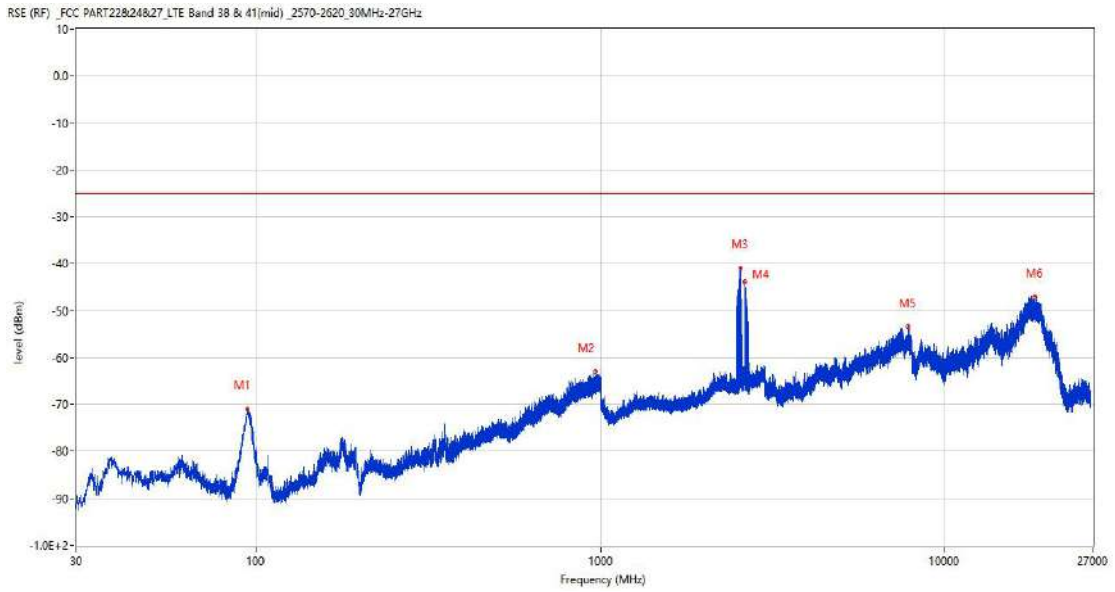
RSE-V&H LTE Band 38 BW10 CH38000



| Frequency (MHz) | Result (dBm) | Factor (dB) | PK Limit (dBm) | Margin (dB) | Table (o) | ANT      | EUT        | Verdict |
|-----------------|--------------|-------------|----------------|-------------|-----------|----------|------------|---------|
| 37.469          | -63.82       | -18.95      | -25.0          | 38.82       | 65.00     | Vertical | Horizontal | Pass    |
| 973.519         | -62.69       | 4.77        | -25.0          | 37.69       | 0.00      | Vertical | Horizontal | Pass    |
| 2561.100        | -42.94       | -9.50       | -25.0          | 17.94       | 8.00      | Vertical | Horizontal | Pass    |
| 2624.400        | -50.70       | -9.84       | -25.0          | 25.70       | 309.00    | Vertical | Horizontal | Pass    |
| 7349.250        | -53.23       | -0.51       | -25.0          | 28.23       | 341.00    | Vertical | Horizontal | Pass    |
| 17838.823       | -45.93       | 10.83       | -25.0          | 20.93       | 349.00    | Vertical | Horizontal | Pass    |

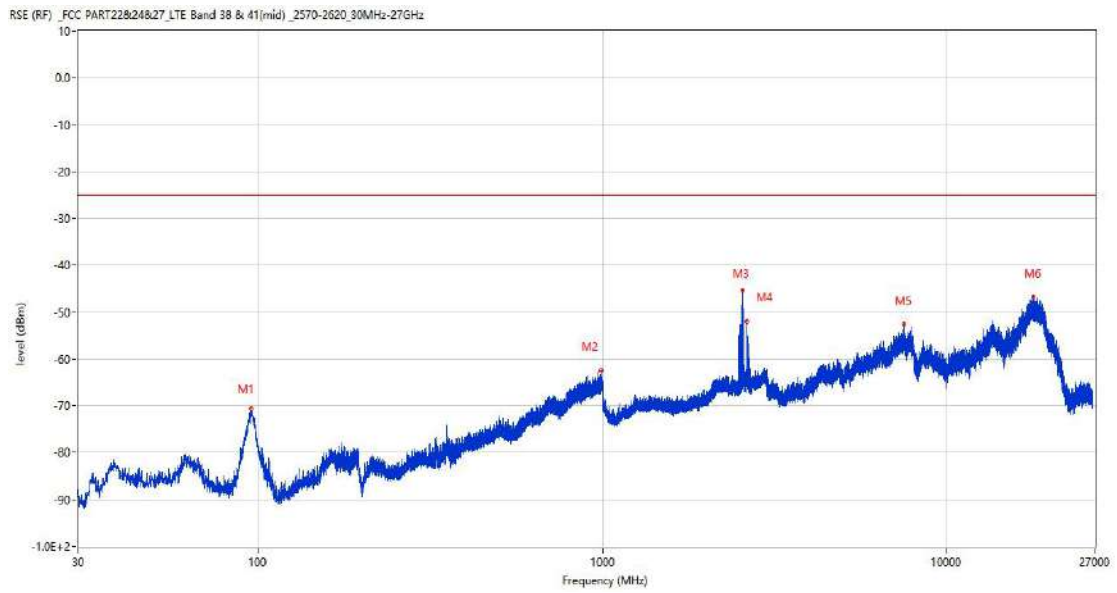
### 18.3 LTE Band 38 BW15, Middle Channel

RSE-H&H LTE Band 38 BW15 CH38000



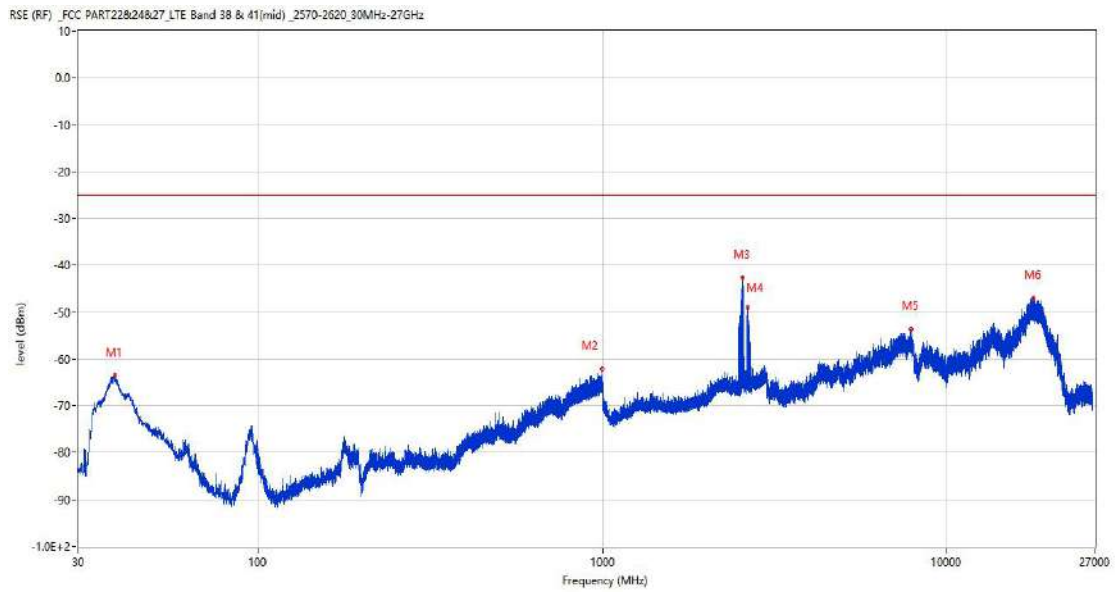
| Frequency (MHz) | Result (dBm) | Factor (dB) | PK Limit (dBm) | Margin (dB) | Table (o) | ANT        | EUT        | Verdict |
|-----------------|--------------|-------------|----------------|-------------|-----------|------------|------------|---------|
| 94.311          | -70.94       | -20.12      | -25.0          | 45.94       | 51.00     | Horizontal | Horizontal | Pass    |
| 965.565         | -62.99       | 4.57        | -25.0          | 37.99       | 112.00    | Horizontal | Horizontal | Pass    |
| 2553.500        | -40.86       | -10.27      | -25.0          | 15.86       | 176.00    | Horizontal | Horizontal | N/A     |
| 2631.300        | -43.94       | -9.76       | -25.0          | 18.94       | 181.00    | Horizontal | Horizontal | Pass    |
| 7854.500        | -53.43       | 0.84        | -25.0          | 28.43       | 155.00    | Horizontal | Horizontal | Pass    |
| 18286.875       | -46.92       | 9.34        | -25.0          | 21.92       | 140.00    | Horizontal | Horizontal | Pass    |

RSE-H&V LTE Band 38 BW15 CH38000



| Frequency (MHz) | Result (dBm) | Factor (dB) | PK Limit (dBm) | Margin (dB) | Table (o) | ANT        | EUT      | Verdict |
|-----------------|--------------|-------------|----------------|-------------|-----------|------------|----------|---------|
| 95.232          | -70.64       | -20.23      | -25.0          | 45.64       | 50.00     | Horizontal | Vertical | Pass    |
| 987.778         | -62.52       | 5.10        | -25.0          | 37.52       | 360.00    | Horizontal | Vertical | Pass    |
| 2548.800        | -45.24       | -9.64       | -25.0          | 20.24       | 141.00    | Horizontal | Vertical | Pass    |
| 2626.600        | -51.95       | -9.85       | -25.0          | 26.95       | 354.00    | Horizontal | Vertical | Pass    |
| 7539.750        | -52.65       | 0.90        | -25.0          | 27.65       | 93.00     | Horizontal | Vertical | Pass    |
| 17834.625       | -46.80       | 10.79       | -25.0          | 21.80       | 42.00     | Horizontal | Vertical | Pass    |

RSE-V&V LTE Band 38 BW15 CH38000



| Frequency (MHz) | Result (dBm) | Factor (dB) | PK Limit (dBm) | Margin (dB) | Table (o) | ANT      | EUT      | Verdict |
|-----------------|--------------|-------------|----------------|-------------|-----------|----------|----------|---------|
| 38.197          | -63.54       | -18.88      | -25.0          | 38.54       | 87.00     | Vertical | Vertical | Pass    |
| 997.381         | -62.09       | 5.31        | -25.0          | 37.09       | 115.00    | Vertical | Vertical | Pass    |
| 2551.400        | -42.58       | -9.87       | -25.0          | 17.58       | 344.00    | Vertical | Vertical | N/A     |
| 2638.400        | -49.14       | -10.56      | -25.0          | 24.14       | 74.00     | Vertical | Vertical | Pass    |
| 7863.750        | -53.67       | 1.08        | -25.0          | 28.67       | 19.00     | Vertical | Vertical | Pass    |
| 17868.751       | -47.06       | 10.75       | -25.0          | 22.06       | 360.00    | Vertical | Vertical | Pass    |



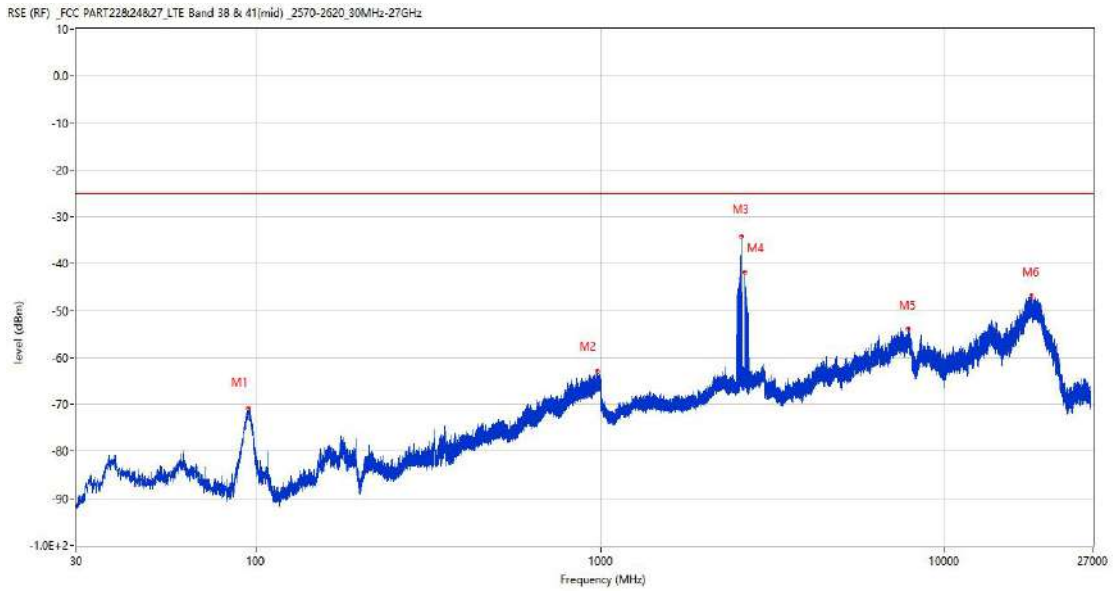
RSE-V&H LTE Band 38 BW15 CH38000



| Frequency (MHz) | Result (dBm) | Factor (dB) | PK Limit (dBm) | Margin (dB) | Table (o) | ANT      | EUT        | Verdict |
|-----------------|--------------|-------------|----------------|-------------|-----------|----------|------------|---------|
| 38.002          | -63.61       | -18.85      | -25.0          | 38.61       | 87.00     | Vertical | Horizontal | Pass    |
| 984.722         | -62.21       | 5.09        | -25.0          | 37.21       | 260.00    | Vertical | Horizontal | Pass    |
| 2557.800        | -44.85       | -10.43      | -25.0          | 19.85       | 38.00     | Vertical | Horizontal | N/A     |
| 2627.400        | -50.52       | -9.95       | -25.0          | 25.52       | 18.00     | Vertical | Horizontal | Pass    |
| 7853.250        | -52.82       | 0.77        | -25.0          | 27.82       | 360.00    | Vertical | Horizontal | Pass    |
| 17818.876       | -47.05       | 10.63       | -25.0          | 22.05       | 344.00    | Vertical | Horizontal | Pass    |

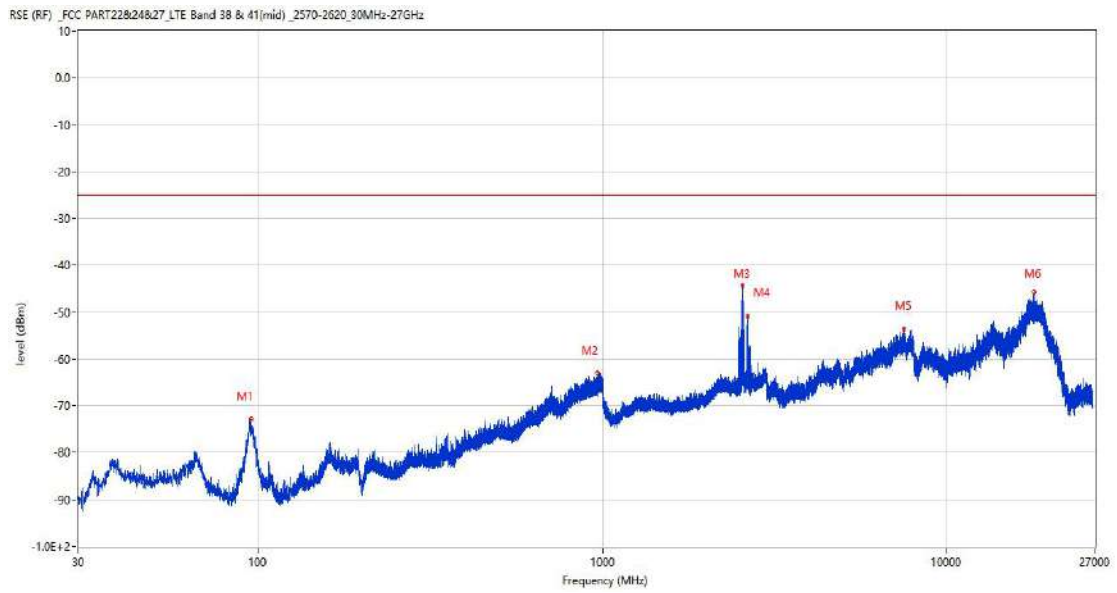
### 18.4 LTE Band 38 BW20, Middle Channel

RSE-H&H LTE Band 38 BW20 CH38000



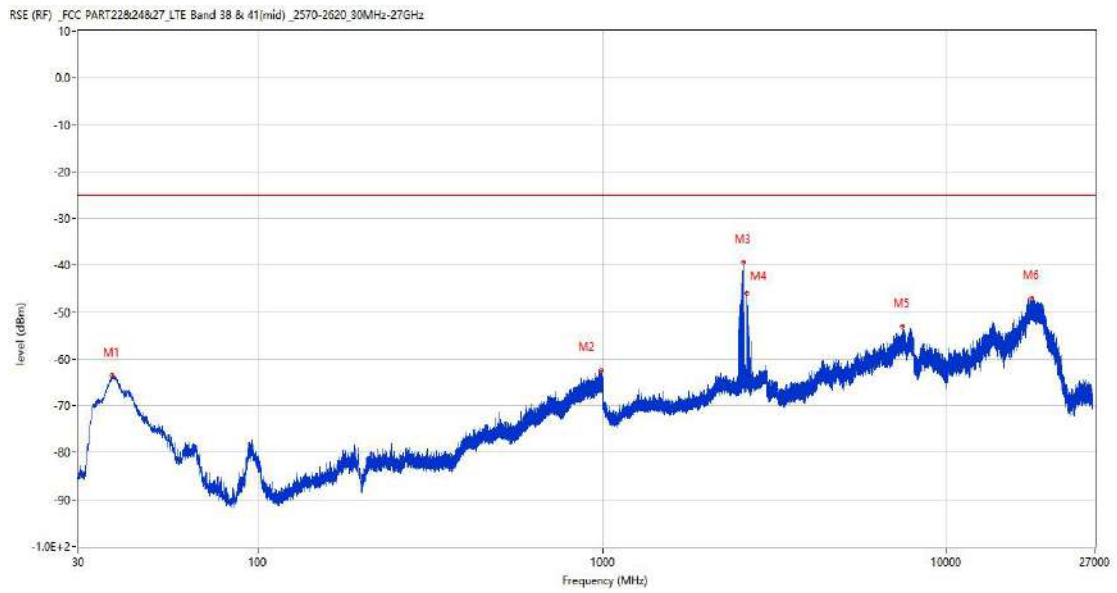
| Frequency (MHz) | Result (dBm) | Factor (dB) | PK Limit (dBm) | Margin (dB) | Table (o) | ANT        | EUT        | Verdict |
|-----------------|--------------|-------------|----------------|-------------|-----------|------------|------------|---------|
| 94.941          | -70.71       | -20.19      | -25.0          | 45.71       | 64.00     | Horizontal | Horizontal | Pass    |
| 980.745         | -62.98       | 4.99        | -25.0          | 37.98       | 360.00    | Horizontal | Horizontal | Pass    |
| 2562.200        | -34.12       | -9.00       | -25.0          | 9.12        | 183.00    | Horizontal | Horizontal | N/A     |
| 2631.400        | -41.77       | -9.76       | -25.0          | 16.77       | 174.00    | Horizontal | Horizontal | N/A     |
| 7854.500        | -53.89       | 0.84        | -25.0          | 28.89       | 4.00      | Horizontal | Horizontal | Pass    |
| 17859.564       | -46.75       | 10.85       | -25.0          | 21.75       | 30.00     | Horizontal | Horizontal | Pass    |

RSE-H&V LTE Band 38 BW20 CH38000



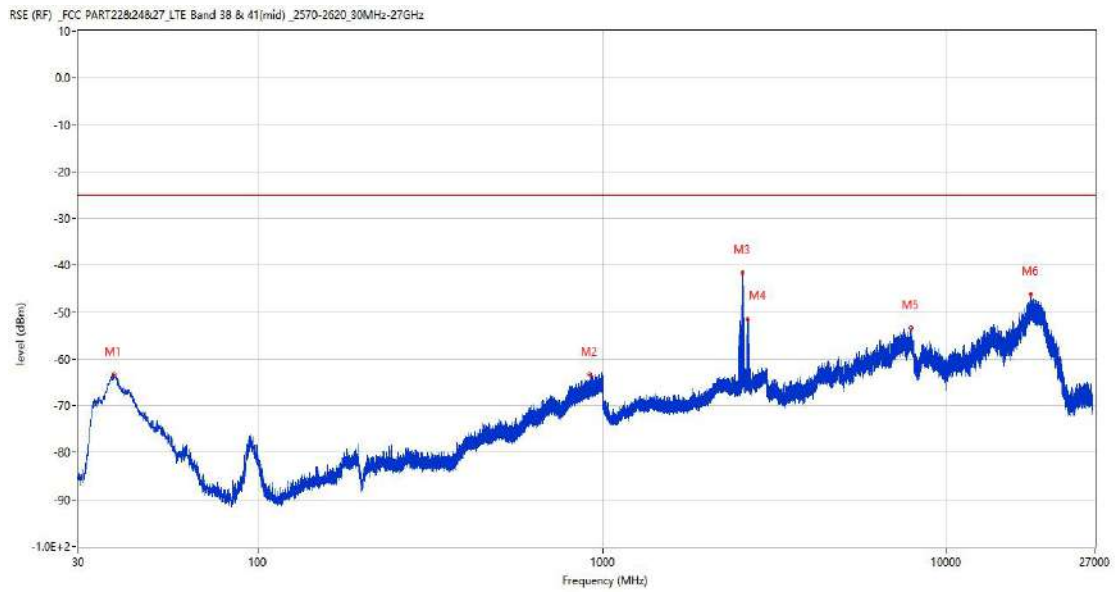
| Frequency (MHz) | Result (dBm) | Factor (dB) | PK Limit (dBm) | Margin (dB) | Table (o) | ANT        | EUT      | Verdict |
|-----------------|--------------|-------------|----------------|-------------|-----------|------------|----------|---------|
| 95.232          | -72.95       | -20.23      | -25.0          | 47.95       | 209.00    | Horizontal | Vertical | Pass    |
| 967.311         | -63.02       | 4.63        | -25.0          | 38.02       | 6.00      | Horizontal | Vertical | Pass    |
| 2550.800        | -44.31       | -9.75       | -25.0          | 19.31       | 141.00    | Horizontal | Vertical | N/A     |
| 2645.500        | -50.93       | -10.44      | -25.0          | 25.93       | 146.00    | Horizontal | Vertical | Pass    |
| 7537.000        | -53.62       | 0.83        | -25.0          | 28.62       | 284.00    | Horizontal | Vertical | Pass    |
| 18009.350       | -45.72       | 10.34       | -25.0          | 20.72       | 189.00    | Horizontal | Vertical | Pass    |

RSE-V&V LTE Band 38 BW20 CH38000



| Frequency (MHz) | Result (dBm) | Factor (dB) | PK Limit (dBm) | Margin (dB) | Table (o) | ANT      | EUT      | Verdict |
|-----------------|--------------|-------------|----------------|-------------|-----------|----------|----------|---------|
| 37.566          | -63.56       | -18.93      | -25.0          | 38.56       | 73.00     | Vertical | Vertical | Pass    |
| 988.651         | -62.43       | 5.12        | -25.0          | 37.43       | 131.00    | Vertical | Vertical | Pass    |
| 2561.500        | -39.33       | -9.32       | -25.0          | 14.33       | 71.00     | Vertical | Vertical | N/A     |
| 2630.800        | -45.94       | -9.76       | -25.0          | 20.94       | 76.00     | Vertical | Vertical | N/A     |
| 7441.000        | -53.03       | -0.64       | -25.0          | 28.03       | 23.00     | Vertical | Vertical | Pass    |
| 17667.150       | -47.01       | 10.23       | -25.0          | 22.01       | 150.00    | Vertical | Vertical | Pass    |

RSE-V&H LTE Band 38 BW20 CH38000

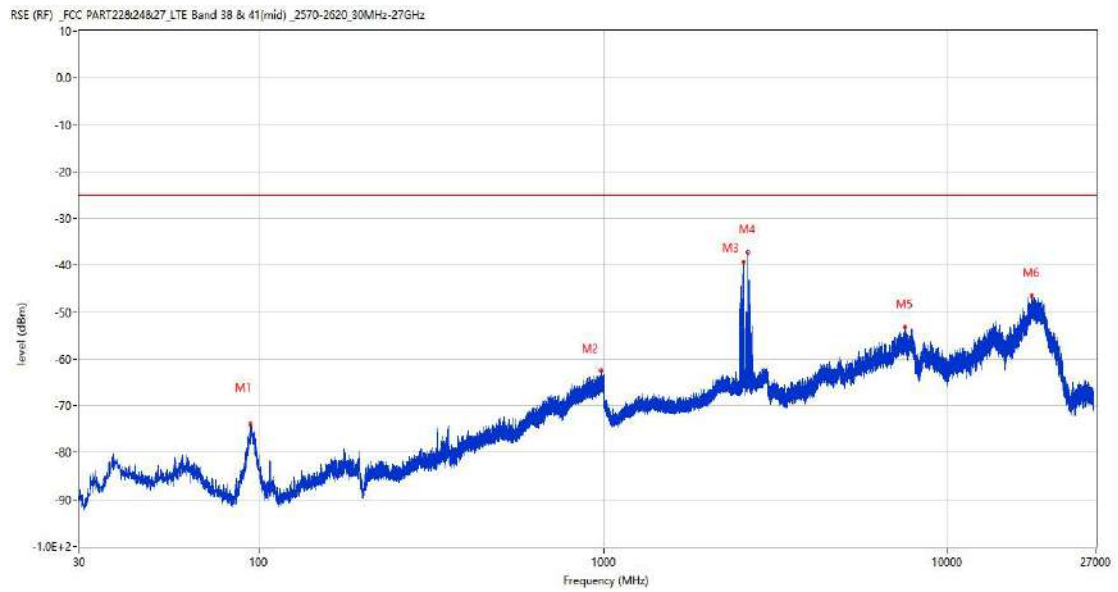


| Frequency (MHz) | Result (dBm) | Factor (dB) | PK Limit (dBm) | Margin (dB) | Table (o) | ANT      | EUT        | Verdict |
|-----------------|--------------|-------------|----------------|-------------|-----------|----------|------------|---------|
| 38.002          | -63.31       | -18.85      | -25.0          | 38.31       | 49.00     | Vertical | Horizontal | Pass    |
| 916.726         | -63.44       | 3.63        | -25.0          | 38.44       | 191.00    | Vertical | Horizontal | Pass    |
| 2559.200        | -41.52       | -10.11      | -25.0          | 16.52       | 17.00     | Vertical | Horizontal | N/A     |
| 2648.600        | -51.53       | -10.37      | -25.0          | 26.53       | 138.00    | Vertical | Horizontal | Pass    |
| 7867.000        | -53.48       | 1.15        | -25.0          | 28.48       | 335.00    | Vertical | Horizontal | Pass    |
| 17537.739       | -46.09       | 10.97       | -25.0          | 21.09       | 320.00    | Vertical | Horizontal | Pass    |

19 LTE Band 41

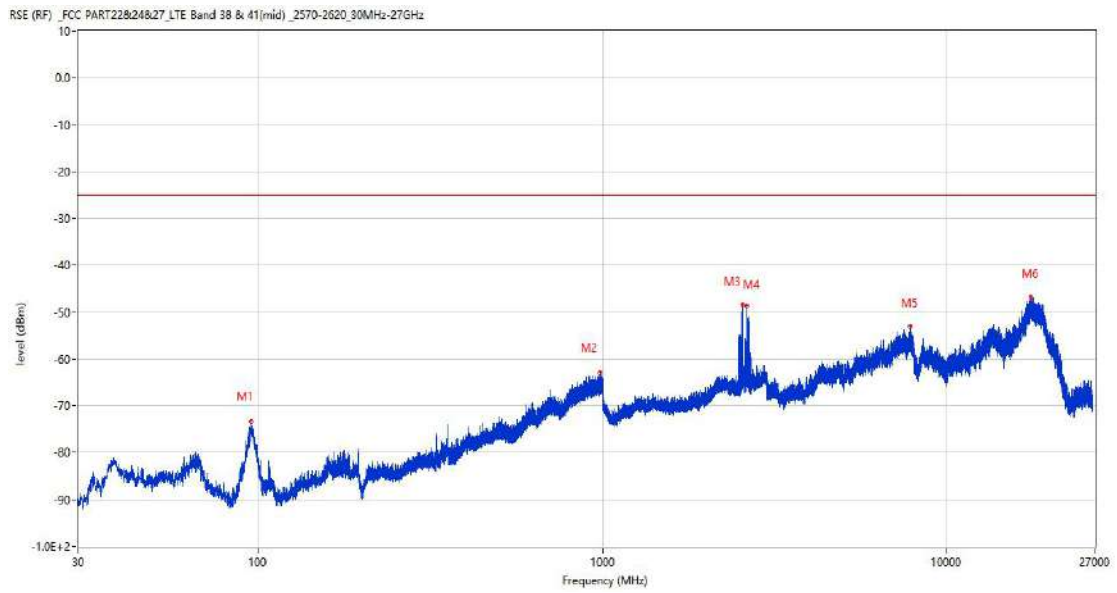
19.1 LTE Band 41 BW5, Middle Channel

RSE-H&H LTE Band 41 BW5 CH40765



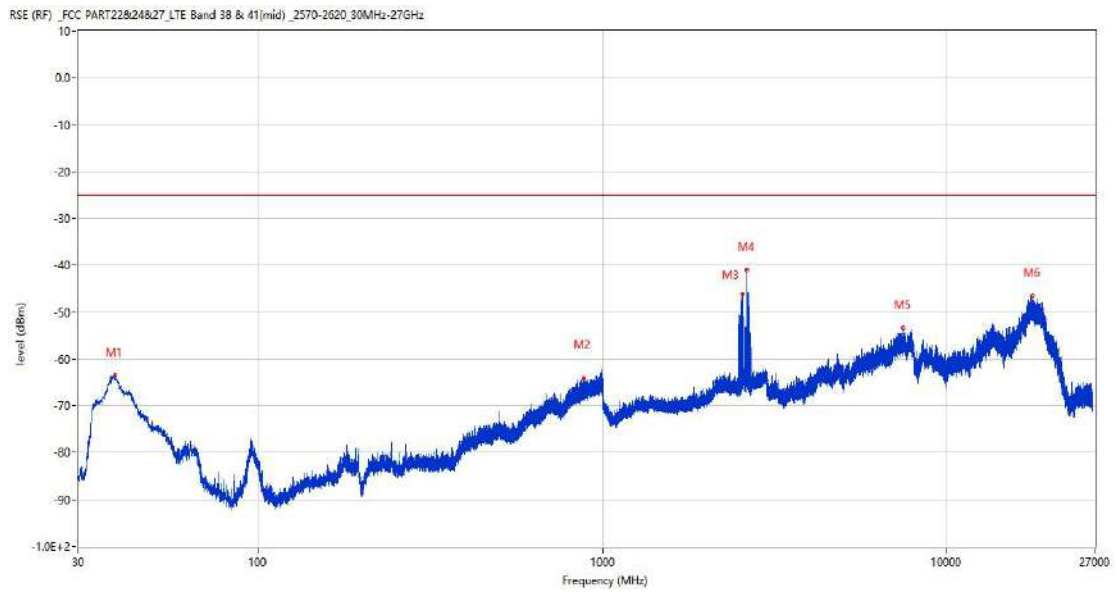
| Frequency (MHz) | Result (dBm) | Factor (dB) | PK Limit (dBm) | Margin (dB) | Table (o) | ANT        | EUT        | Verdict |
|-----------------|--------------|-------------|----------------|-------------|-----------|------------|------------|---------|
| 94.262          | -73.98       | -20.12      | -25.0          | 48.98       | 48.00     | Horizontal | Horizontal | Pass    |
| 984.238         | -62.60       | 5.06        | -25.0          | 37.60       | 202.00    | Horizontal | Horizontal | Pass    |
| 2555.700        | -39.32       | -10.59      | -25.0          | 14.32       | 159.00    | Horizontal | Horizontal | Pass    |
| 2626.800        | -37.16       | -9.87       | -25.0          | 12.16       | 169.00    | Horizontal | Horizontal | Pass    |
| 7532.000        | -53.18       | 0.53        | -25.0          | 28.18       | 104.00    | Horizontal | Horizontal | Pass    |
| 17596.275       | -46.65       | 10.82       | -25.0          | 21.65       | 141.00    | Horizontal | Horizontal | Pass    |

RSE-H&V LTE Band 41 BW5 CH40765



| Frequency (MHz) | Result (dBm) | Factor (dB) | PK Limit (dBm) | Margin (dB) | Table (o) | ANT        | EUT      | Verdict |
|-----------------|--------------|-------------|----------------|-------------|-----------|------------|----------|---------|
| 95.281          | -73.27       | -20.23      | -25.0          | 48.27       | 45.00     | Horizontal | Vertical | Pass    |
| 986.129         | -62.88       | 5.14        | -25.0          | 37.88       | 185.00    | Horizontal | Vertical | Pass    |
| 2557.000        | -48.33       | -10.57      | -25.0          | 23.33       | 350.00    | Horizontal | Vertical | Pass    |
| 2634.100        | -48.65       | -9.90       | -25.0          | 23.65       | 360.00    | Horizontal | Vertical | Pass    |
| 7853.750        | -53.02       | 0.80        | -25.0          | 28.02       | 199.00    | Horizontal | Vertical | Pass    |
| 17575.537       | -46.70       | 10.96       | -25.0          | 21.70       | 319.00    | Horizontal | Vertical | Pass    |

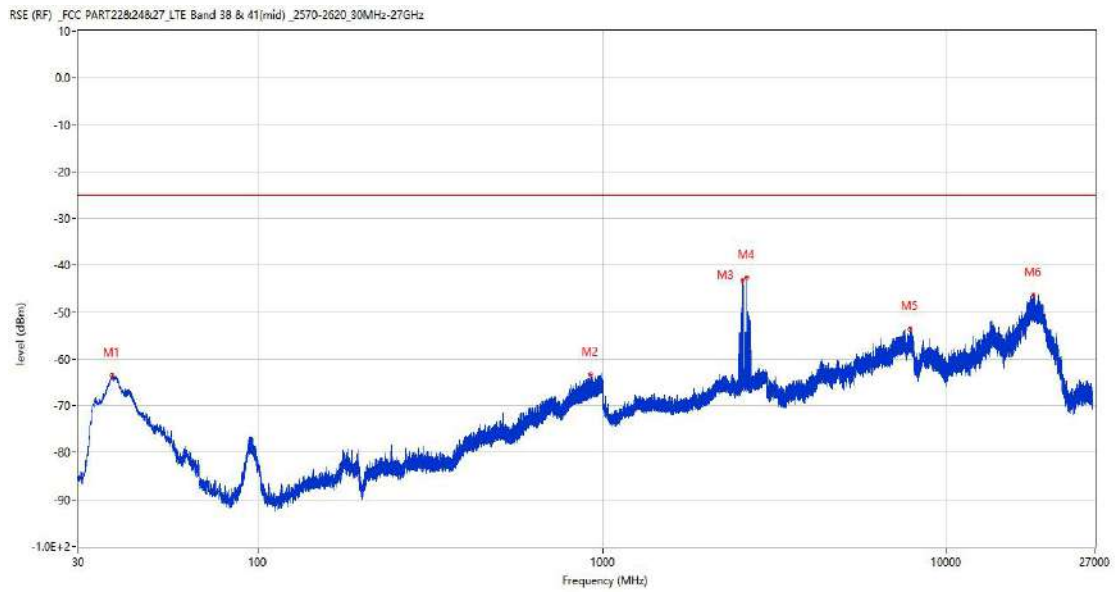
RSE-V&V LTE Band 41 BW5 CH40765



| Frequency (MHz) | Result (dBm) | Factor (dB) | PK Limit (dBm) | Margin (dB) | Table (o) | ANT      | EUT      | Verdict |
|-----------------|--------------|-------------|----------------|-------------|-----------|----------|----------|---------|
| 38.197          | -63.52       | -18.88      | -25.0          | 38.52       | 59.00     | Vertical | Vertical | Pass    |
| 882.630         | -64.09       | 3.26        | -25.0          | 39.09       | 135.00    | Vertical | Vertical | Pass    |
| 2547.300        | -46.22       | -9.82       | -25.0          | 21.22       | 262.00    | Vertical | Vertical | Pass    |
| 2626.900        | -40.97       | -9.89       | -25.0          | 15.97       | 131.00    | Vertical | Vertical | Pass    |
| 7490.000        | -53.46       | 0.85        | -25.0          | 28.46       | 176.00    | Vertical | Vertical | Pass    |
| 17733.038       | -46.52       | 10.50       | -25.0          | 21.52       | 97.00     | Vertical | Vertical | Pass    |



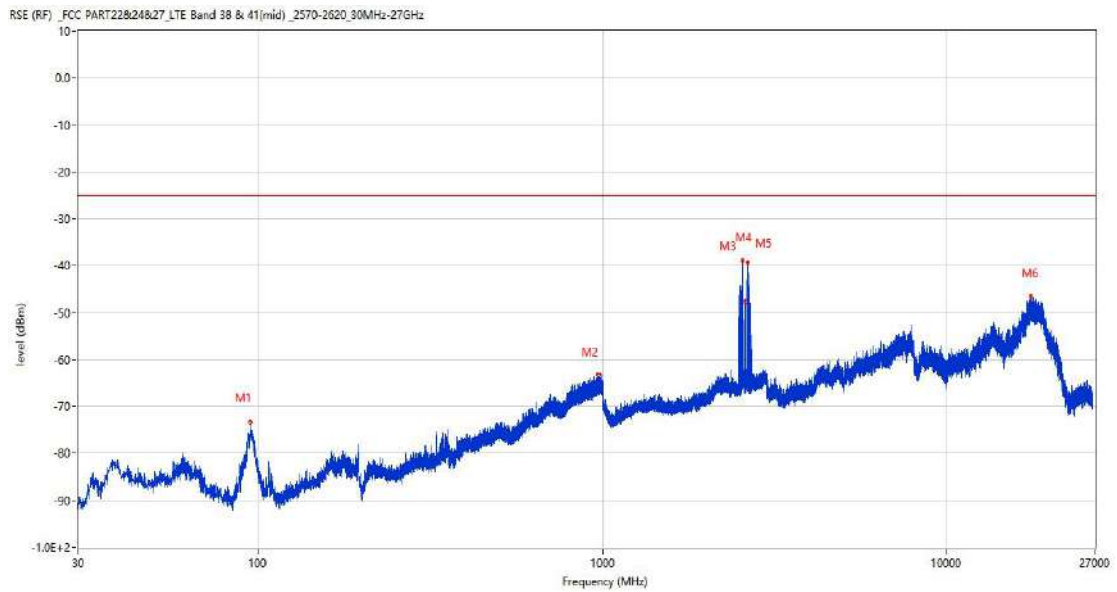
RSE-V&H LTE Band 41 BW5 CH40765



| Frequency (MHz) | Result (dBm) | Factor (dB) | PK Limit (dBm) | Margin (dB) | Table (o) | ANT      | EUT        | Verdict |
|-----------------|--------------|-------------|----------------|-------------|-----------|----------|------------|---------|
| 37.663          | -63.48       | -18.91      | -25.0          | 38.48       | 67.00     | Vertical | Horizontal | Pass    |
| 921.624         | -63.42       | 3.78        | -25.0          | 38.42       | 320.00    | Vertical | Horizontal | Pass    |
| 2560.600        | -43.32       | -9.72       | -25.0          | 18.32       | 145.00    | Vertical | Horizontal | Pass    |
| 2634.500        | -42.69       | -9.95       | -25.0          | 17.69       | 145.00    | Vertical | Horizontal | Pass    |
| 7854.750        | -53.54       | 0.85        | -25.0          | 28.54       | 212.00    | Vertical | Horizontal | Pass    |
| 17862.449       | -46.33       | 10.82       | -25.0          | 21.33       | 94.00     | Vertical | Horizontal | Pass    |

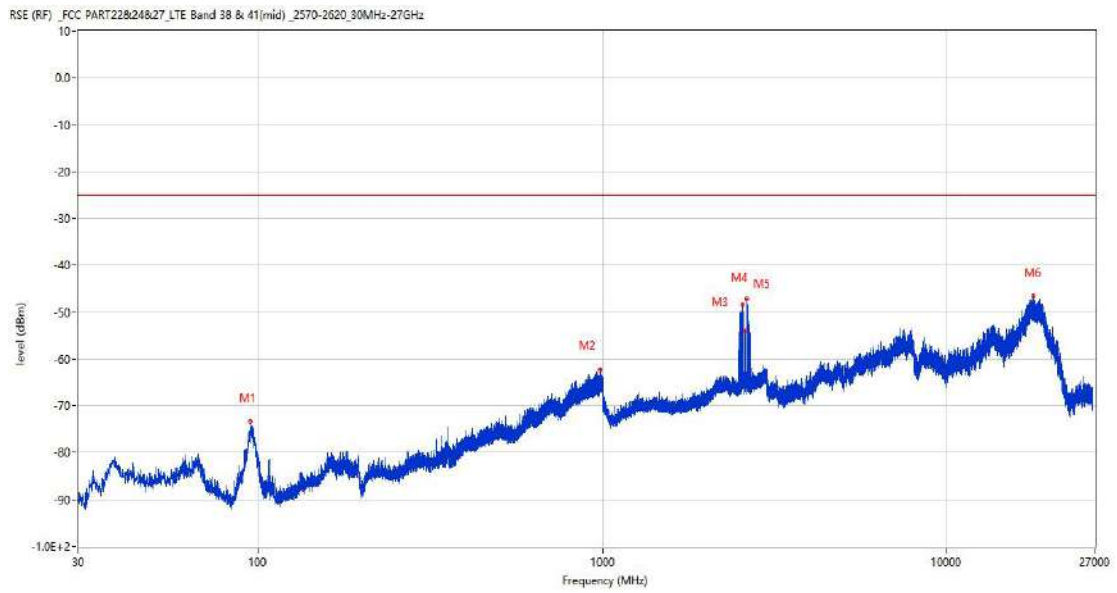
## 19.2 LTE Band 41 BW10, Middle Channel

RSE-H&H LTE Band 41 BW10 CH40765



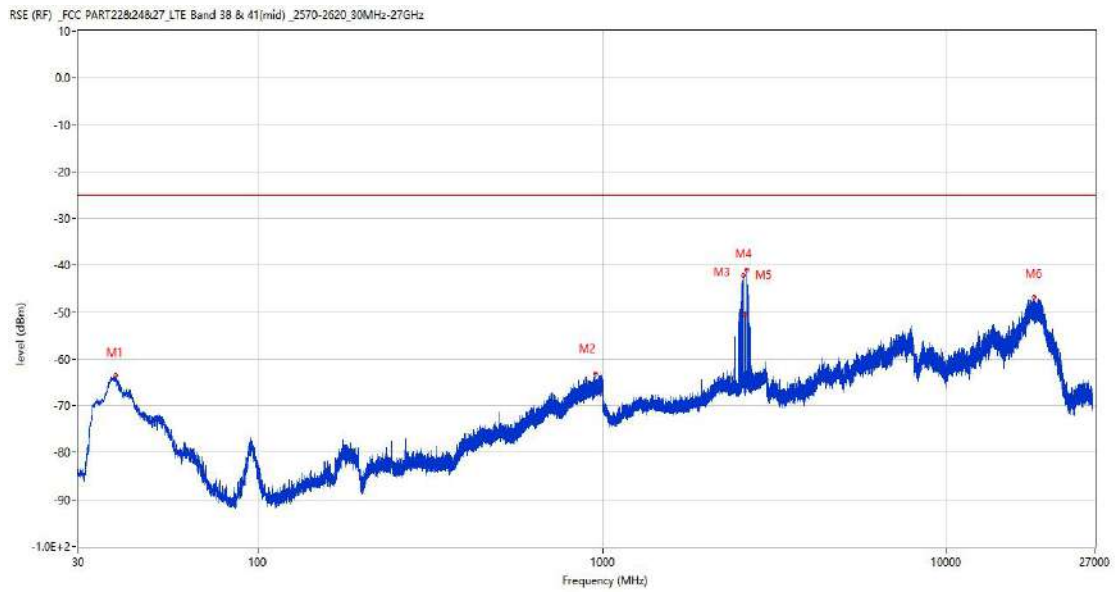
| Frequency (MHz) | Result (dBm) | Factor (dB) | PK Limit (dBm) | Margin (dB) | Table (o) | ANT        | EUT        | Verdict |
|-----------------|--------------|-------------|----------------|-------------|-----------|------------|------------|---------|
| 94.844          | -73.36       | -20.18      | -25.0          | 48.36       | 51.00     | Horizontal | Horizontal | Pass    |
| 973.858         | -63.21       | 4.75        | -25.0          | 38.21       | 360.00    | Horizontal | Horizontal | Pass    |
| 2553.200        | -38.96       | -10.21      | -25.0          | 13.96       | 159.00    | Horizontal | Horizontal | Pass    |
| 2603.200        | -47.51       | -9.82       | -25.0          | 22.51       | 159.00    | Horizontal | Horizontal | N/A     |
| 2639.500        | -39.23       | -10.69      | -25.0          | 14.23       | 154.00    | Horizontal | Horizontal | Pass    |
| 17541.675       | -46.50       | 11.02       | -25.0          | 21.50       | 355.00    | Horizontal | Horizontal | Pass    |

RSE-H&V LTE Band 41 BW10 CH40765



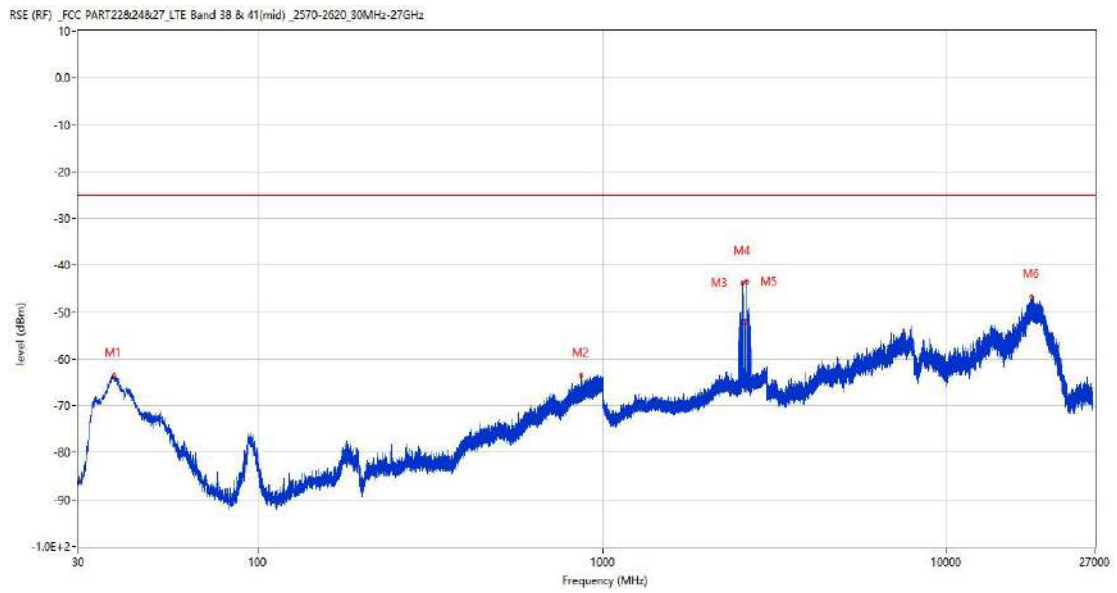
| Frequency (MHz) | Result (dBm) | Factor (dB) | PK Limit (dBm) | Margin (dB) | Table (o) | ANT        | EUT      | Verdict |
|-----------------|--------------|-------------|----------------|-------------|-----------|------------|----------|---------|
| 94.941          | -73.34       | -20.19      | -25.0          | 48.34       | 57.00     | Horizontal | Vertical | Pass    |
| 984.334         | -62.34       | 5.07        | -25.0          | 37.34       | 136.00    | Horizontal | Vertical | Pass    |
| 2550.500        | -48.35       | -9.69       | -25.0          | 23.35       | 173.00    | Horizontal | Vertical | Pass    |
| 2603.000        | -54.11       | -9.82       | -25.0          | 29.11       | 143.00    | Horizontal | Vertical | N/A     |
| 2625.800        | -47.18       | -9.84       | -25.0          | 22.18       | 134.00    | Horizontal | Vertical | Pass    |
| 17833.839       | -46.58       | 10.78       | -25.0          | 21.58       | 289.00    | Horizontal | Vertical | Pass    |

RSE-V&V LTE Band 41 BW10 CH40765



| Frequency (MHz) | Result (dBm) | Factor (dB) | PK Limit (dBm) | Margin (dB) | Table (o) | ANT      | EUT      | Verdict |
|-----------------|--------------|-------------|----------------|-------------|-----------|----------|----------|---------|
| 38.439          | -63.59       | -18.90      | -25.0          | 38.59       | 57.00     | Vertical | Vertical | Pass    |
| 953.925         | -63.08       | 4.34        | -25.0          | 38.08       | 324.00    | Vertical | Vertical | Pass    |
| 2563.700        | -42.26       | -8.78       | -25.0          | 17.26       | 140.00    | Vertical | Vertical | Pass    |
| 2603.200        | -50.33       | -9.82       | -25.0          | 25.33       | 71.00     | Vertical | Vertical | N/A     |
| 2633.800        | -41.01       | -9.86       | -25.0          | 16.01       | 144.00    | Vertical | Vertical | Pass    |
| 17978.474       | -46.78       | 10.15       | -25.0          | 21.78       | 7.00      | Vertical | Vertical | Pass    |

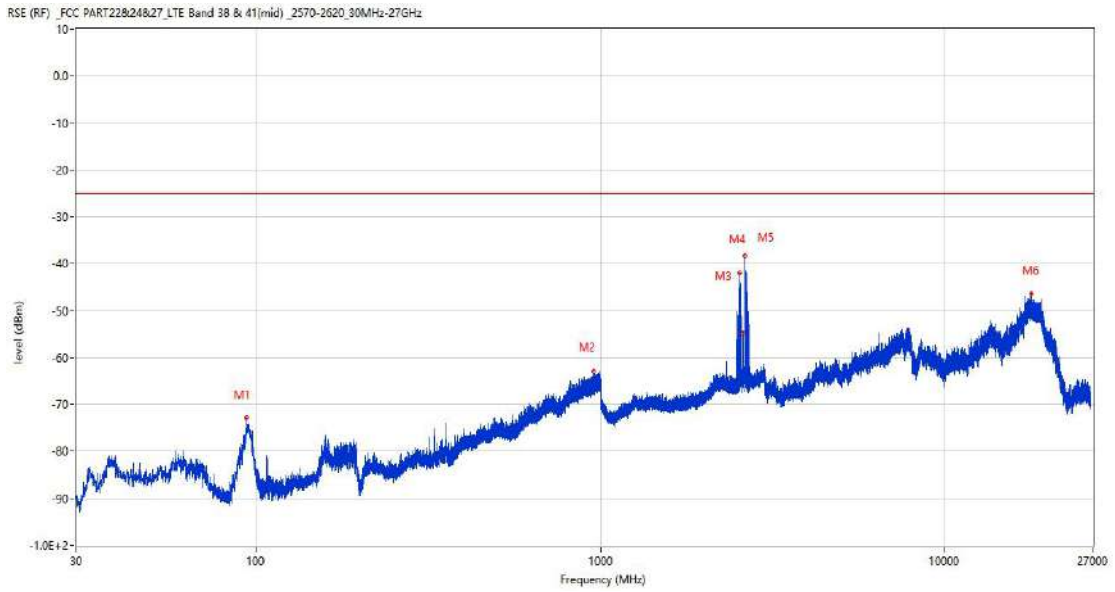
RSE-V&H LTE Band 41 BW10 CH40765



| Frequency (MHz) | Result (dBm) | Factor (dB) | PK Limit (dBm) | Margin (dB) | Table (o) | ANT      | EUT        | Verdict |
|-----------------|--------------|-------------|----------------|-------------|-----------|----------|------------|---------|
| 38.148          | -63.52       | -18.87      | -25.0          | 38.52       | 89.00     | Vertical | Horizontal | Pass    |
| 866.043         | -63.62       | 2.88        | -25.0          | 38.62       | 225.00    | Vertical | Horizontal | Pass    |
| 2559.700        | -43.93       | -9.97       | -25.0          | 18.93       | 142.00    | Vertical | Horizontal | Pass    |
| 2603.200        | -51.92       | -9.82       | -25.0          | 26.92       | 142.00    | Vertical | Horizontal | N/A     |
| 2626.700        | -43.45       | -9.86       | -25.0          | 18.45       | 153.00    | Vertical | Horizontal | Pass    |
| 17709.677       | -46.85       | 10.49       | -25.0          | 21.85       | 18.00     | Vertical | Horizontal | Pass    |

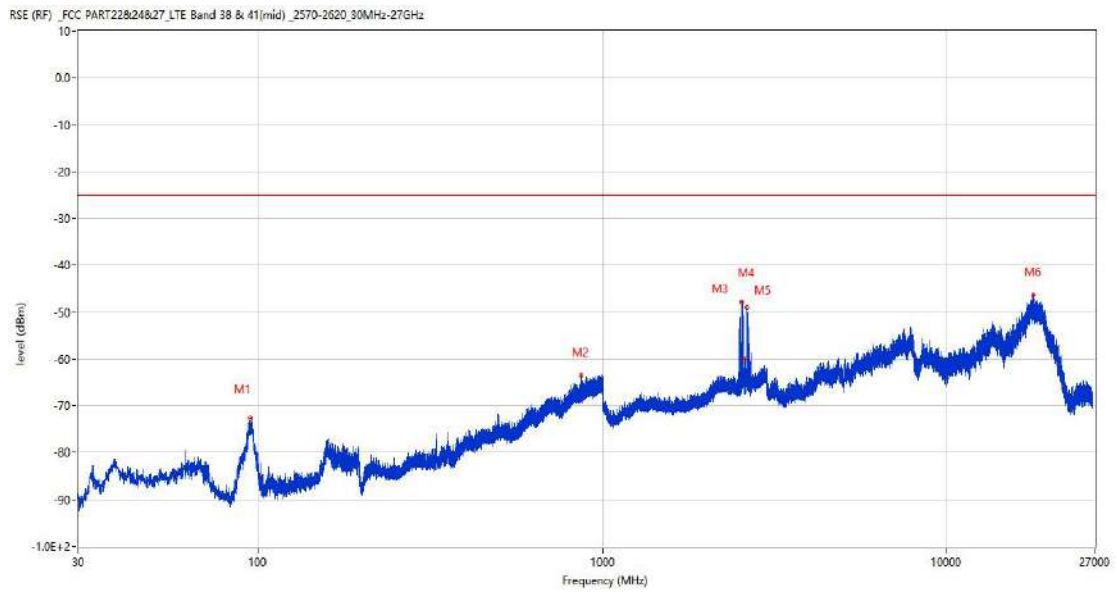
### 19.3 LTE Band 41 BW15, Middle Channel

#### RSE-H&H LTE Band 41 BW15 CH40765



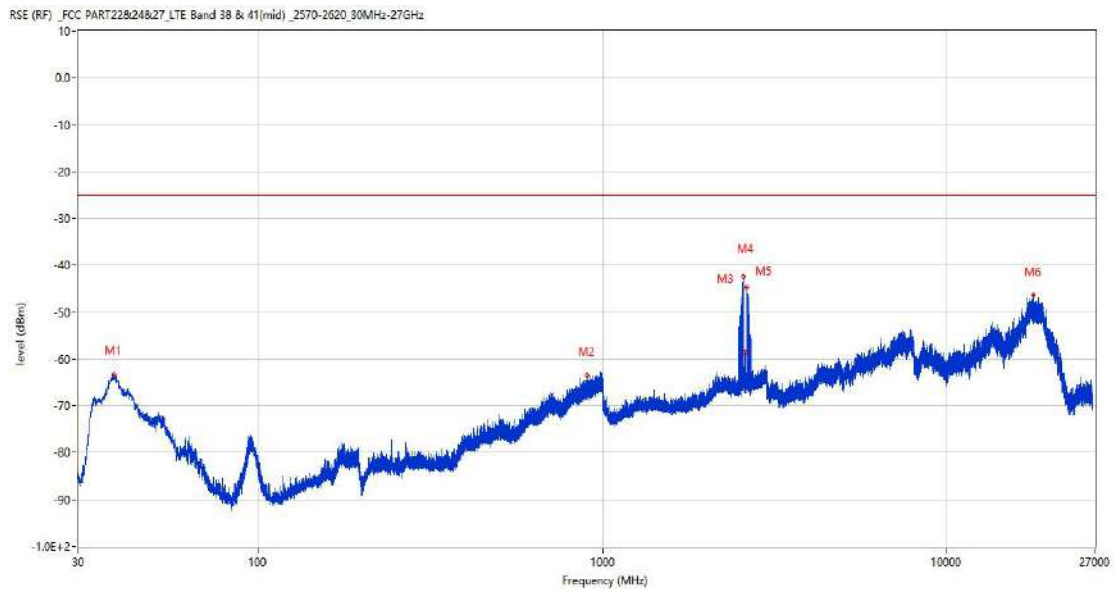
| Frequency (MHz) | Result (dBm) | Factor (dB) | PK Limit (dBm) | Margin (dB) | Table (o) | ANT        | EUT        | Verdict |
|-----------------|--------------|-------------|----------------|-------------|-----------|------------|------------|---------|
| 93.584          | -72.93       | -20.01      | -25.0          | 47.93       | 40.00     | Horizontal | Horizontal | Pass    |
| 954.847         | -62.97       | 4.34        | -25.0          | 37.97       | 360.00    | Horizontal | Horizontal | Pass    |
| 2535.100        | -42.08       | -11.36      | -25.0          | 17.08       | 186.00    | Horizontal | Horizontal | Pass    |
| 2600.900        | -54.65       | -9.82       | -25.0          | 29.65       | 181.00    | Horizontal | Horizontal | N/A     |
| 2627.800        | -38.22       | -10.00      | -25.0          | 13.22       | 156.00    | Horizontal | Horizontal | N/A     |
| 17851.949       | -46.38       | 10.93       | -25.0          | 21.38       | 179.00    | Horizontal | Horizontal | Pass    |

RSE-H&V LTE Band 41 BW15 CH40765



| Frequency (MHz) | Result (dBm) | Factor (dB) | PK Limit (dBm) | Margin (dB) | Table (o) | ANT        | EUT      | Verdict |
|-----------------|--------------|-------------|----------------|-------------|-----------|------------|----------|---------|
| 94.796          | -72.73       | -20.18      | -25.0          | 47.73       | 69.00     | Horizontal | Vertical | Pass    |
| 866.674         | -63.60       | 2.91        | -25.0          | 38.60       | 299.00    | Horizontal | Vertical | Pass    |
| 2543.000        | -47.72       | -10.85      | -25.0          | 22.72       | 145.00    | Horizontal | Vertical | Pass    |
| 2600.600        | -60.02       | -9.82       | -25.0          | 35.02       | 145.00    | Horizontal | Vertical | N/A     |
| 2624.100        | -49.13       | -9.84       | -25.0          | 24.13       | 0.00      | Horizontal | Vertical | N/A     |
| 17858.251       | -46.37       | 10.86       | -25.0          | 21.37       | 115.00    | Horizontal | Vertical | Pass    |

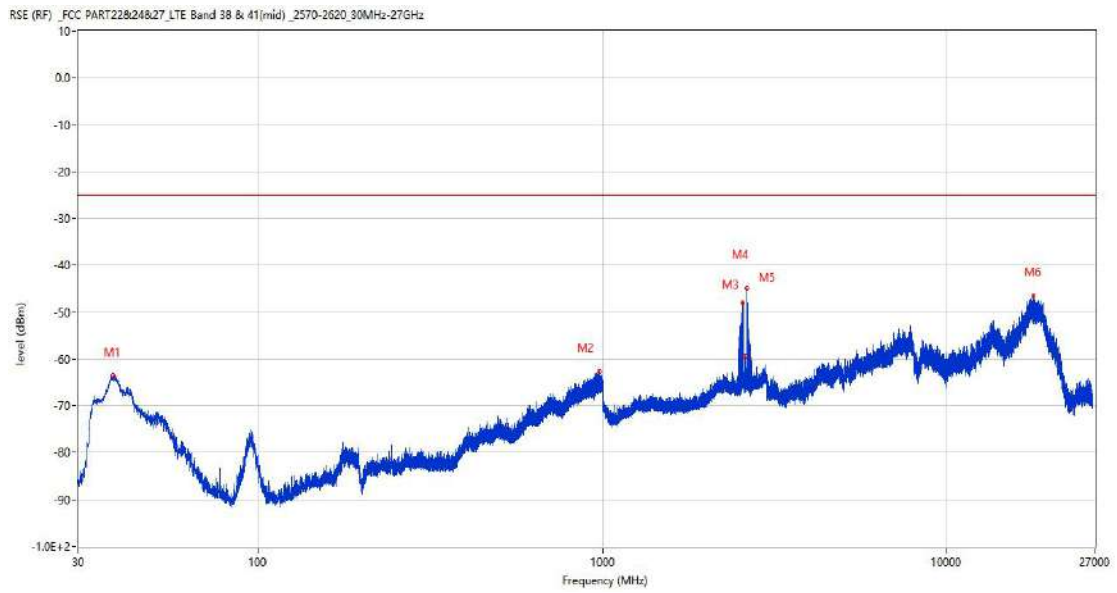
RSE-V&V LTE Band 41 BW15 CH40765



| Frequency (MHz) | Result (dBm) | Factor (dB) | PK Limit (dBm) | Margin (dB) | Table (o) | ANT      | EUT      | Verdict |
|-----------------|--------------|-------------|----------------|-------------|-----------|----------|----------|---------|
| 38.051          | -63.24       | -18.85      | -25.0          | 38.24       | 53.00     | Vertical | Vertical | Pass    |
| 900.575         | -63.60       | 3.53        | -25.0          | 38.60       | 57.00     | Vertical | Vertical | Pass    |
| 2560.800        | -42.44       | -9.64       | -25.0          | 17.44       | 140.00    | Vertical | Vertical | Pass    |
| 2601.000        | -58.63       | -9.82       | -25.0          | 33.63       | 145.00    | Vertical | Vertical | N/A     |
| 2626.900        | -44.72       | -9.89       | -25.0          | 19.72       | 151.00    | Vertical | Vertical | N/A     |
| 17848.537       | -46.32       | 10.93       | -25.0          | 21.32       | 232.00    | Vertical | Vertical | Pass    |



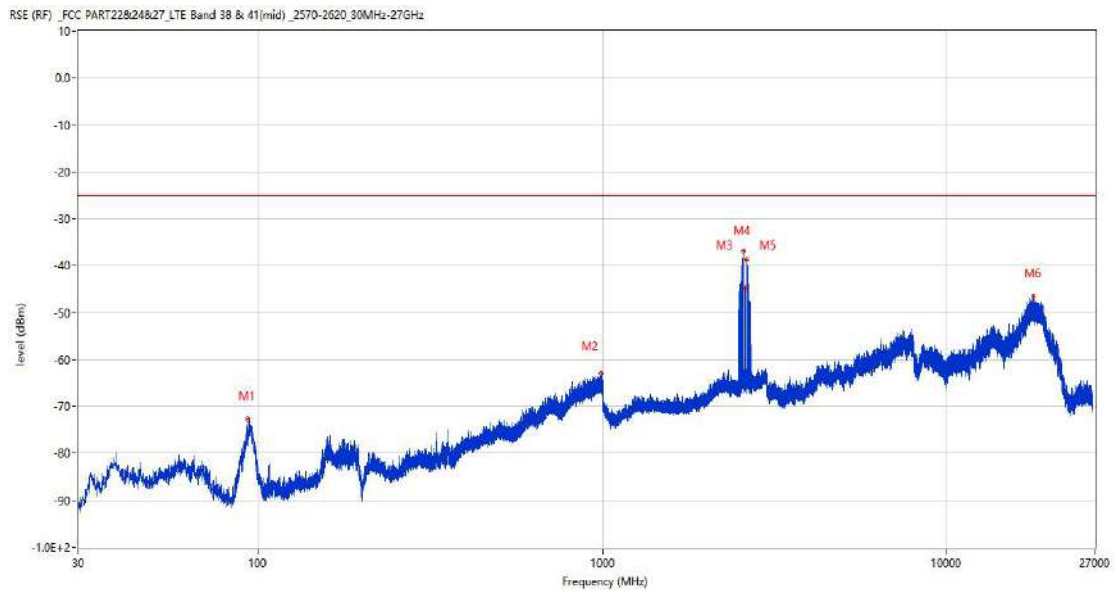
RSE-V&H LTE Band 41 BW15 CH40765



| Frequency (MHz) | Result (dBm) | Factor (dB) | PK Limit (dBm) | Margin (dB) | Table (o) | ANT      | EUT        | Verdict |
|-----------------|--------------|-------------|----------------|-------------|-----------|----------|------------|---------|
| 37.809          | -63.60       | -18.88      | -25.0          | 38.60       | 70.00     | Vertical | Horizontal | Pass    |
| 981.764         | -62.73       | 5.01        | -25.0          | 37.73       | 235.00    | Vertical | Horizontal | Pass    |
| 2548.900        | -48.04       | -9.64       | -25.0          | 23.04       | 354.00    | Vertical | Horizontal | Pass    |
| 2600.900        | -59.46       | -9.82       | -25.0          | 34.46       | 147.00    | Vertical | Horizontal | N/A     |
| 2627.700        | -44.96       | -9.99       | -25.0          | 19.96       | 137.00    | Vertical | Horizontal | N/A     |
| 17859.301       | -46.47       | 10.85       | -25.0          | 21.47       | 114.00    | Vertical | Horizontal | Pass    |

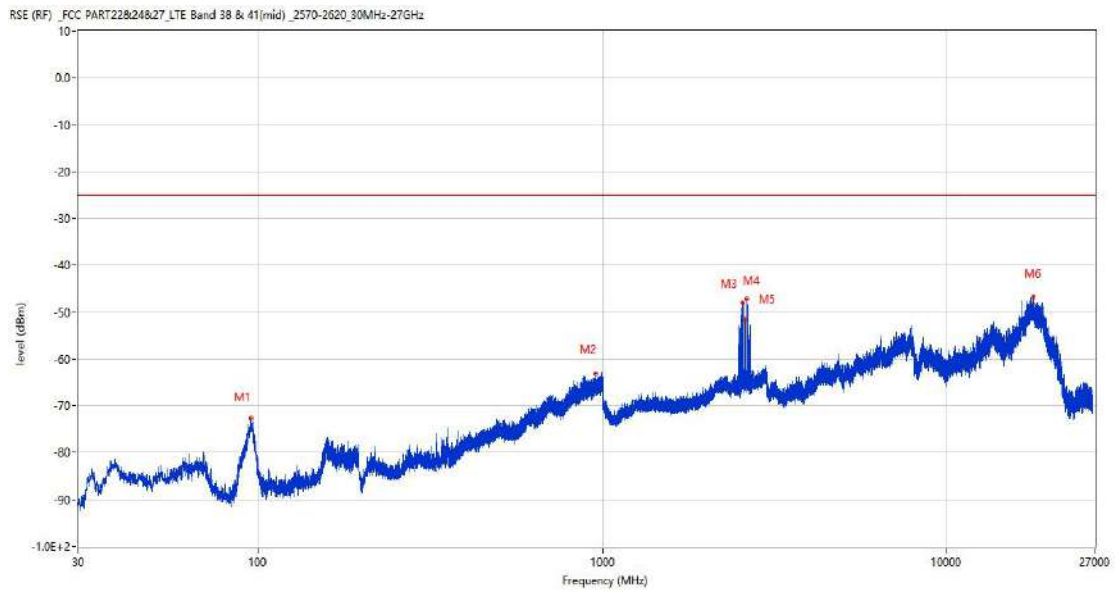
### 19.4 LTE Band 41 BW20, Middle Channel

#### RSE-H&H LTE Band 41 BW20 CH40765



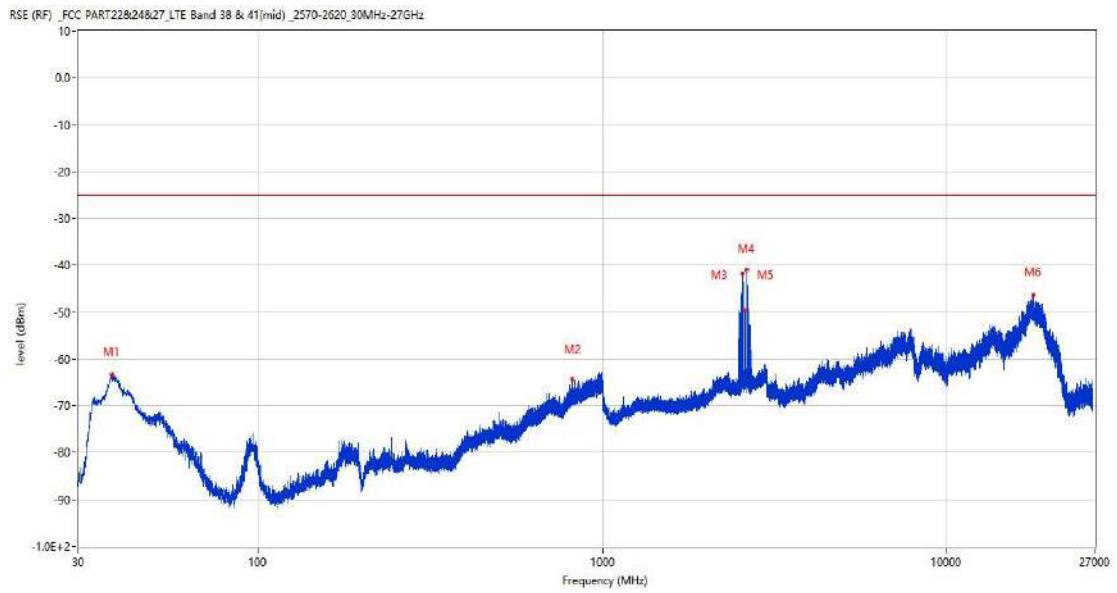
| Frequency (MHz) | Result (dBm) | Factor (dB) | PK Limit (dBm) | Margin (dB) | Table (o) | ANT        | EUT        | Verdict |
|-----------------|--------------|-------------|----------------|-------------|-----------|------------|------------|---------|
| 92.953          | -72.68       | -19.92      | -25.0          | 47.68       | 252.00    | Horizontal | Horizontal | Pass    |
| 991.513         | -63.00       | 5.12        | -25.0          | 38.00       | 360.00    | Horizontal | Horizontal | Pass    |
| 2562.200        | -36.75       | -9.00       | -25.0          | 11.75       | 163.00    | Horizontal | Horizontal | N/A     |
| 2598.800        | -44.71       | -9.79       | -25.0          | 19.71       | 173.00    | Horizontal | Horizontal | N/A     |
| 2632.500        | -38.74       | -9.76       | -25.0          | 13.74       | 152.00    | Horizontal | Horizontal | N/A     |
| 17870.062       | -46.58       | 10.73       | -25.0          | 21.58       | 187.00    | Horizontal | Horizontal | Pass    |

RSE-H&V LTE Band 41 BW20 CH40765



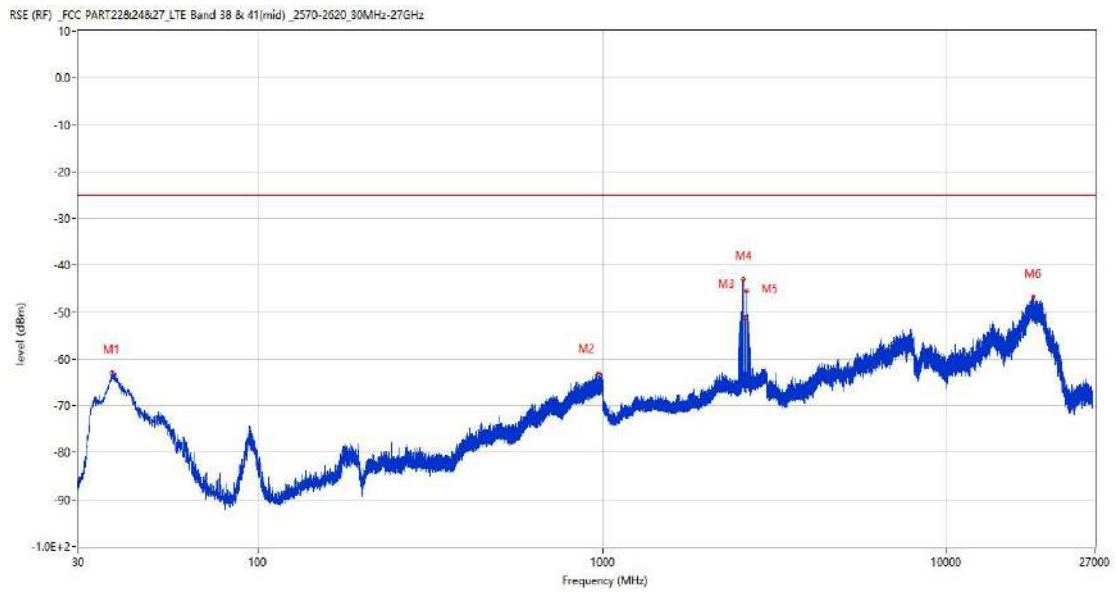
| Frequency (MHz) | Result (dBm) | Factor (dB) | PK Limit (dBm) | Margin (dB) | Table (o) | ANT        | EUT      | Verdict |
|-----------------|--------------|-------------|----------------|-------------|-----------|------------|----------|---------|
| 95.475          | -72.71       | -20.25      | -25.0          | 47.71       | 48.00     | Horizontal | Vertical | Pass    |
| 958.047         | -63.17       | 4.43        | -25.0          | 38.17       | 273.00    | Horizontal | Vertical | Pass    |
| 2560.200        | -47.90       | -9.83       | -25.0          | 22.90       | 37.00     | Horizontal | Vertical | N/A     |
| 2598.800        | -51.59       | -9.79       | -25.0          | 26.59       | 145.00    | Horizontal | Vertical | N/A     |
| 2628.400        | -47.14       | -10.07      | -25.0          | 22.14       | 2.00      | Horizontal | Vertical | N/A     |
| 17850.900       | -46.79       | 10.94       | -25.0          | 21.79       | 95.00     | Horizontal | Vertical | Pass    |

RSE-V&V LTE Band 41 BW20 CH40765



| Frequency (MHz) | Result (dBm) | Factor (dB) | PK Limit (dBm) | Margin (dB) | Table (o) | ANT      | EUT      | Verdict |
|-----------------|--------------|-------------|----------------|-------------|-----------|----------|----------|---------|
| 37.566          | -63.43       | -18.93      | -25.0          | 38.43       | 71.00     | Vertical | Vertical | Pass    |
| 817.252         | -64.43       | 2.00        | -25.0          | 39.43       | 284.00    | Vertical | Vertical | Pass    |
| 2553.600        | -41.80       | -10.28      | -25.0          | 16.80       | 18.00     | Vertical | Vertical | N/A     |
| 2598.700        | -49.75       | -9.78       | -25.0          | 24.75       | 81.00     | Vertical | Vertical | N/A     |
| 2626.500        | -40.87       | -9.84       | -25.0          | 15.87       | 12.00     | Vertical | Vertical | N/A     |
| 17835.938       | -46.30       | 10.80       | -25.0          | 21.30       | 84.00     | Vertical | Vertical | Pass    |

RSE-V&H LTE Band 41 BW20 CH40765

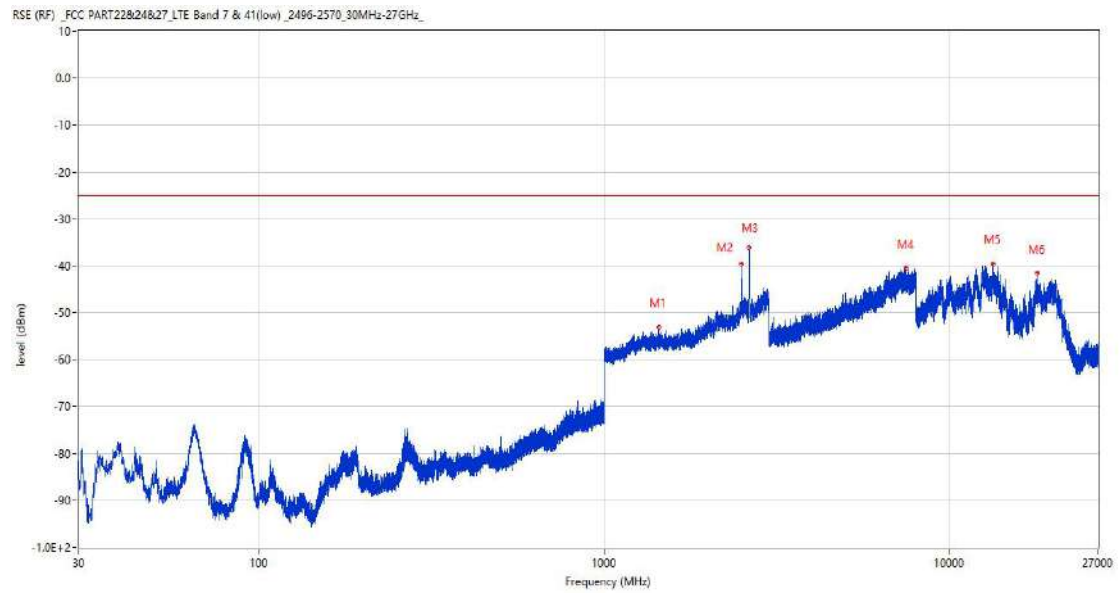


| Frequency (MHz) | Result (dBm) | Factor (dB) | PK Limit (dBm) | Margin (dB) | Table (o) | ANT      | EUT        | Verdict |
|-----------------|--------------|-------------|----------------|-------------|-----------|----------|------------|---------|
| 37.663          | -62.93       | -18.91      | -25.0          | 37.93       | 79.00     | Vertical | Horizontal | Pass    |
| 972.646         | -63.02       | 4.78        | -25.0          | 38.02       | 20.00     | Vertical | Horizontal | Pass    |
| 2563.600        | -43.14       | -8.78       | -25.0          | 18.14       | 145.00    | Vertical | Horizontal | N/A     |
| 2598.700        | -51.11       | -9.78       | -25.0          | 26.11       | 141.00    | Vertical | Horizontal | N/A     |
| 2628.900        | -45.57       | -10.06      | -25.0          | 20.57       | 27.00     | Vertical | Horizontal | N/A     |
| 17841.187       | -46.72       | 10.86       | -25.0          | 21.72       | 253.00    | Vertical | Horizontal | Pass    |

20 CA\_7C

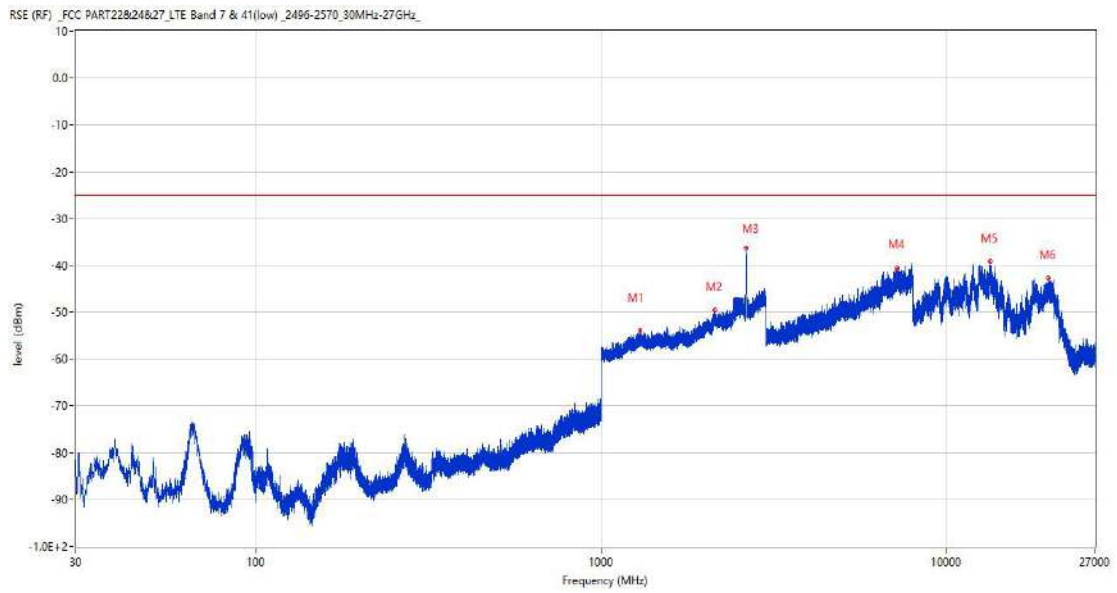
20.1 CA\_7C 20MHz+10MHz, QPSK, Low Channel

RSE-H&H CH20850 20M RB1 LOW CH20994 10M RB1 HIGH



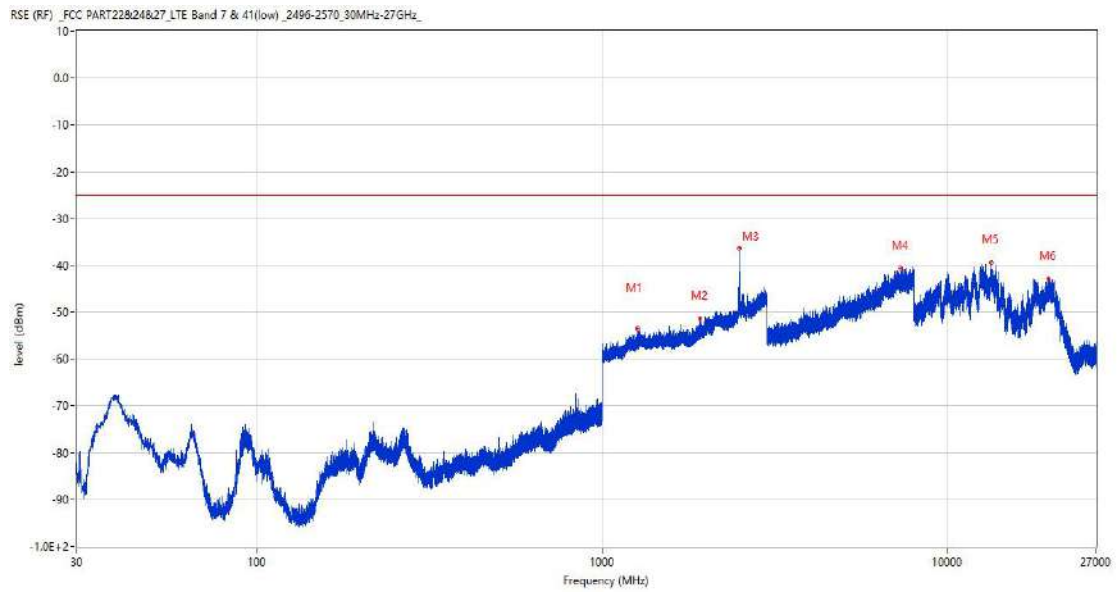
| Frequency (MHz) | Result (dBm) | Factor (dB) | PK Limit (dBm) | Margin (dB) | Table (o) | ANT        | EUT        | Verdict |
|-----------------|--------------|-------------|----------------|-------------|-----------|------------|------------|---------|
| 1440.200        | -53.00       | -1.28       | -25.0          | 28.00       | 130.00    | Horizontal | Horizontal | Pass    |
| 2501.800        | -39.68       | 6.88        | -25.0          | 14.68       | 163.00    | Horizontal | Horizontal | N/A     |
| 2626.000        | -36.06       | 5.52        | -25.0          | 11.06       | 136.00    | Horizontal | Horizontal | N/A     |
| 7509.750        | -40.54       | 13.67       | -25.0          | 15.54       | 54.00     | Horizontal | Horizontal | Pass    |
| 13368.188       | -39.52       | 16.71       | -25.0          | 14.52       | 134.00    | Horizontal | Horizontal | Pass    |
| 17964.825       | -41.57       | 13.72       | -25.0          | 16.57       | 3.00      | Horizontal | Horizontal | Pass    |

RSE-H&V CH20850 20M RB1 LOW CH20994 10M RB1 HIGH



| Frequency (MHz) | Result (dBm) | Factor (dB) | PK Limit (dBm) | Margin (dB) | Table (o) | ANT        | EUT      | Verdict |
|-----------------|--------------|-------------|----------------|-------------|-----------|------------|----------|---------|
| 1296.100        | -53.85       | -1.08       | -25.0          | 28.85       | 1.00      | Horizontal | Vertical | Pass    |
| 2132.200        | -49.64       | 3.24        | -25.0          | 24.64       | 227.00    | Horizontal | Vertical | Pass    |
| 2623.200        | -36.34       | 5.32        | -25.0          | 11.34       | 14.00     | Horizontal | Vertical | N/A     |
| 7204.750        | -40.55       | 14.19       | -25.0          | 15.55       | 210.00    | Horizontal | Vertical | Pass    |
| 13377.112       | -39.27       | 16.79       | -25.0          | 14.27       | 180.00    | Horizontal | Vertical | Pass    |
| 19738.800       | -42.68       | 12.94       | -25.0          | 17.68       | 360.00    | Horizontal | Vertical | Pass    |

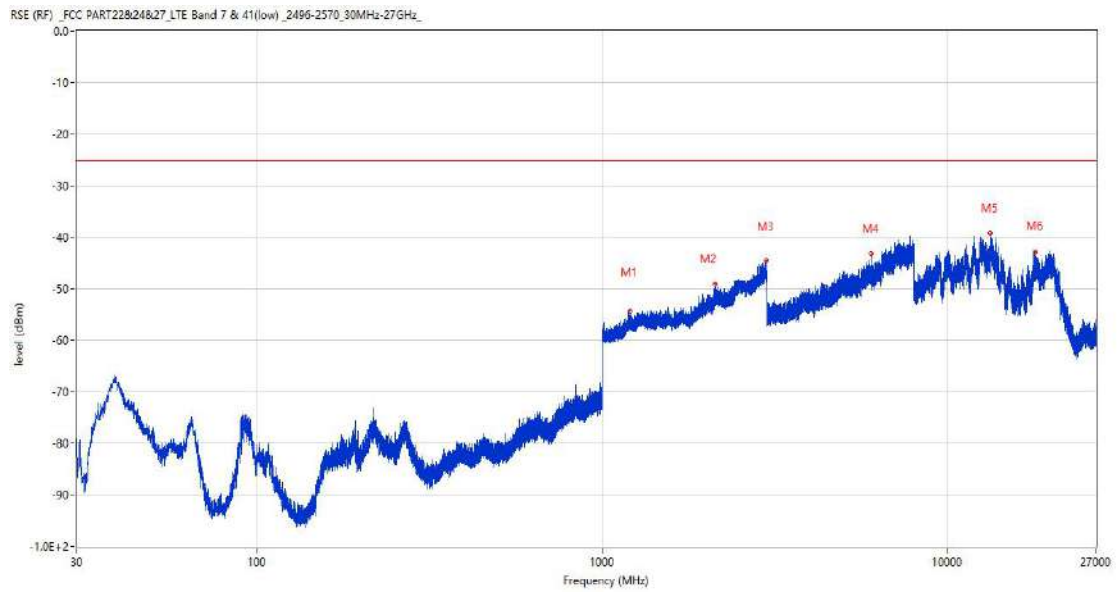
RSE-V&V CH20850 20M RB1 LOW CH20994 10M RB1 HIGH



| Frequency (MHz) | Result (dBm) | Factor (dB) | PK Limit (dBm) | Margin (dB) | Table (o) | ANT      | EUT      | Verdict |
|-----------------|--------------|-------------|----------------|-------------|-----------|----------|----------|---------|
| 1266.800        | -53.43       | -1.48       | -25.0          | 28.43       | 1.00      | Vertical | Vertical | Pass    |
| 1925.500        | -51.51       | 0.46        | -25.0          | 26.51       | 1.00      | Vertical | Vertical | Pass    |
| 2501.900        | -36.34       | 6.88        | -25.0          | 11.34       | 110.00    | Vertical | Vertical | N/A     |
| 7349.500        | -40.57       | 14.39       | -25.0          | 15.57       | 199.00    | Vertical | Vertical | Pass    |
| 13377.112       | -39.43       | 16.79       | -25.0          | 14.43       | 297.00    | Vertical | Vertical | Pass    |
| 19677.151       | -42.85       | 12.94       | -25.0          | 17.85       | 180.00    | Vertical | Vertical | Pass    |



RSE-V&H CH20850 20M RB1 LOW CH20994 10M RB1 HIGH



| Frequency (MHz) | Result (dBm) | Factor (dB) | PK Limit (dBm) | Margin (dB) | Table (o) | ANT      | EUT        | Verdict |
|-----------------|--------------|-------------|----------------|-------------|-----------|----------|------------|---------|
| 1202.300        | -54.30       | -1.38       | -25.0          | 29.30       | 146.00    | Vertical | Horizontal | Pass    |
| 2125.200        | -49.14       | 3.08        | -25.0          | 24.14       | 114.00    | Vertical | Horizontal | Pass    |
| 2981.400        | -44.49       | 9.69        | -25.0          | 19.49       | 114.00    | Vertical | Horizontal | Pass    |
| 6011.250        | -43.27       | 11.04       | -25.0          | 18.27       | 264.00    | Vertical | Horizontal | Pass    |
| 13347.188       | -39.26       | 16.43       | -25.0          | 14.26       | 16.00     | Vertical | Horizontal | Pass    |
| 17958.787       | -42.74       | 13.87       | -25.0          | 17.74       | 3.00      | Vertical | Horizontal | Pass    |

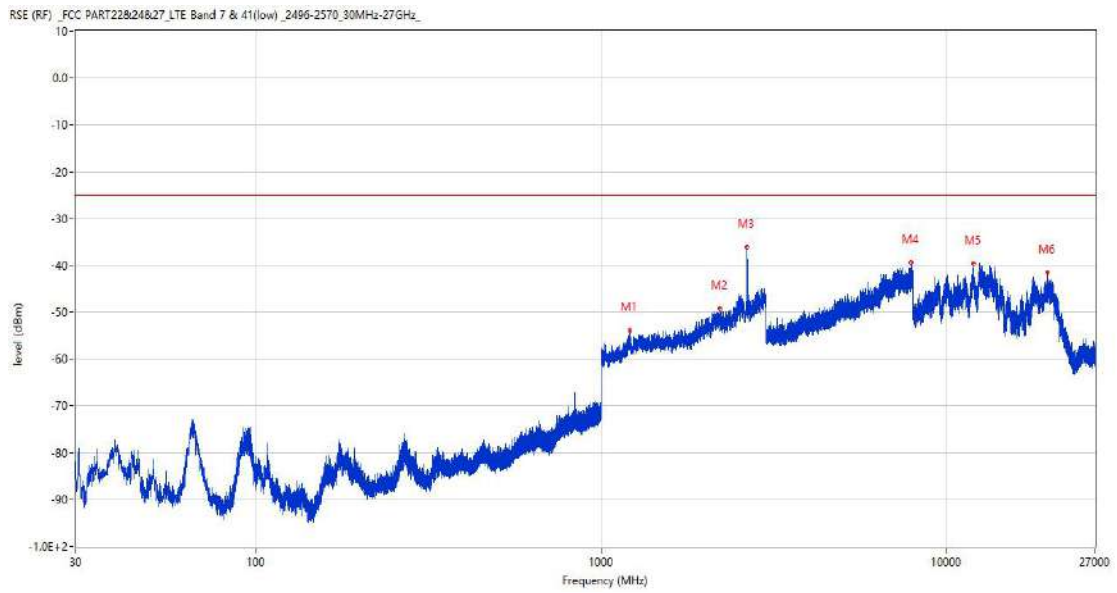
## 20.2 CA\_7C 20MHz+10MHz, QPSK , Middle Channel

RSE-H&H CH21051 20M RB1 LOW CH21195 10M RB1 HIGH



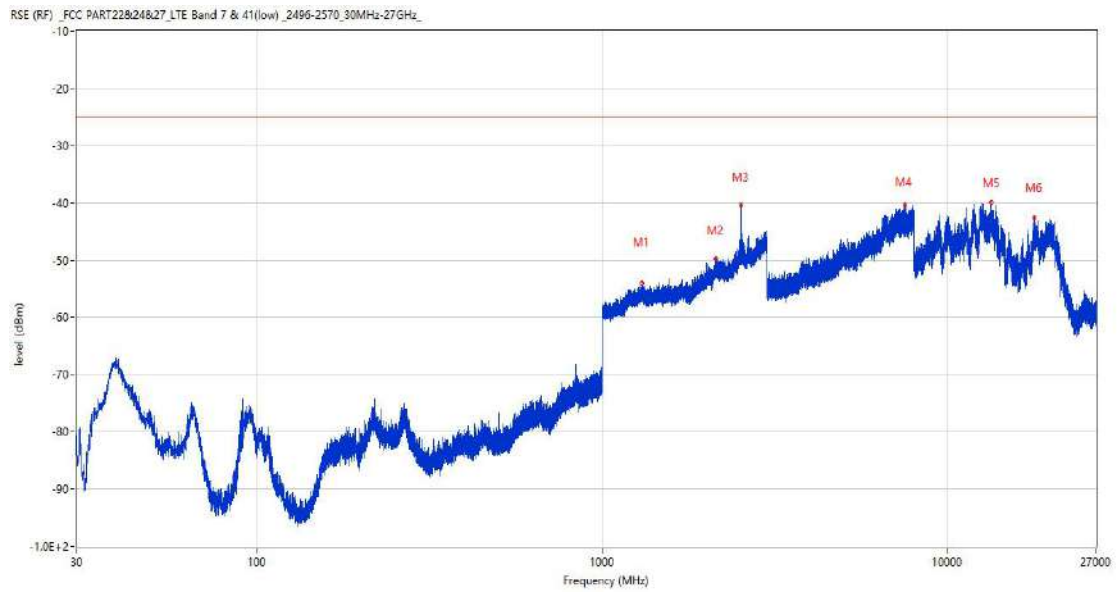
| Frequency (MHz) | Result (dBm) | Factor (dB) | PK Limit (dBm) | Margin (dB) | Table (o) | ANT        | EUT        | Verdict |
|-----------------|--------------|-------------|----------------|-------------|-----------|------------|------------|---------|
| 839.998         | -67.66       | -0.14       | -25.0          | 42.66       | 148.00    | Horizontal | Horizontal | Pass    |
| 1303.500        | -53.68       | -0.95       | -25.0          | 28.68       | 105.00    | Horizontal | Horizontal | Pass    |
| 2650.200        | -32.06       | 6.92        | -25.0          | 7.06        | 137.00    | Horizontal | Horizontal | N/A     |
| 7499.000        | -40.00       | 13.78       | -25.0          | 15.00       | 352.00    | Horizontal | Horizontal | Pass    |
| 13385.250       | -38.33       | 16.87       | -25.0          | 13.33       | 95.00     | Horizontal | Horizontal | Pass    |
| 17943.038       | -41.46       | 13.92       | -25.0          | 16.46       | 95.00     | Horizontal | Horizontal | Pass    |

RSE-H&V CH21051 20M RB1 LOW CH21195 10M RB1 HIGH



| Frequency (MHz) | Result (dBm) | Factor (dB) | PK Limit (dBm) | Margin (dB) | Table (o) | ANT        | EUT      | Verdict |
|-----------------|--------------|-------------|----------------|-------------|-----------|------------|----------|---------|
| 1209.000        | -53.82       | -1.76       | -25.0          | 28.82       | 360.00    | Horizontal | Vertical | Pass    |
| 2211.900        | -49.22       | 3.25        | -25.0          | 24.22       | 264.00    | Horizontal | Vertical | Pass    |
| 2646.200        | -36.13       | 6.97        | -25.0          | 11.13       | 206.00    | Horizontal | Vertical | N/A     |
| 7915.500        | -39.39       | 14.54       | -25.0          | 14.39       | 264.00    | Horizontal | Vertical | Pass    |
| 12009.000       | -39.62       | 13.54       | -25.0          | 14.62       | 28.00     | Horizontal | Vertical | Pass    |
| 19674.450       | -41.48       | 12.94       | -25.0          | 16.48       | 1.00      | Horizontal | Vertical | Pass    |

RSE-V&V CH21051 20M RB1 LOW CH21195 10M RB1 HIGH



| Frequency (MHz) | Result (dBm) | Factor (dB) | PK Limit (dBm) | Margin (dB) | Table (o) | ANT      | EUT      | Verdict |
|-----------------|--------------|-------------|----------------|-------------|-----------|----------|----------|---------|
| 1306.000        | -54.06       | -0.91       | -25.0          | 29.06       | 53.00     | Vertical | Vertical | Pass    |
| 2133.100        | -49.76       | 3.20        | -25.0          | 24.76       | 123.00    | Vertical | Vertical | Pass    |
| 2531.100        | -40.44       | 7.21        | -25.0          | 15.44       | 129.00    | Vertical | Vertical | N/A     |
| 7532.250        | -40.44       | 13.20       | -25.0          | 15.44       | 33.00     | Vertical | Vertical | Pass    |
| 13414.388       | -39.89       | 16.69       | -25.0          | 14.89       | 3.00      | Vertical | Vertical | Pass    |
| 17927.025       | -42.67       | 13.54       | -25.0          | 17.67       | 197.00    | Vertical | Vertical | Pass    |

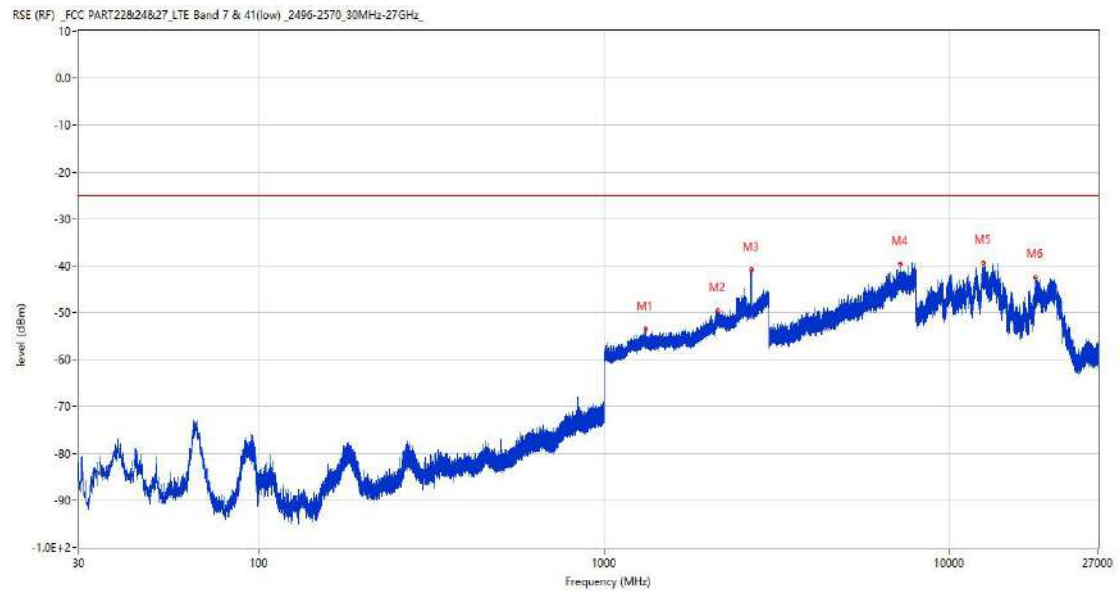
RSE-V&H CH21051 20M RB1 LOW CH21195 10M RB1 HIGH



| Frequency (MHz) | Result (dBm) | Factor (dB) | PK Limit (dBm) | Margin (dB) | Table (o) | ANT      | EUT        | Verdict |
|-----------------|--------------|-------------|----------------|-------------|-----------|----------|------------|---------|
| 38.972          | -66.67       | -19.81      | -25.0          | 41.67       | 2.00      | Vertical | Horizontal | Pass    |
| 1290.100        | -53.61       | -1.17       | -25.0          | 28.61       | 157.00    | Vertical | Horizontal | Pass    |
| 2537.500        | -45.04       | 7.28        | -25.0          | 20.04       | 53.00     | Vertical | Horizontal | N/A     |
| 2652.000        | -43.48       | 6.84        | -25.0          | 18.48       | 46.00     | Vertical | Horizontal | N/A     |
| 7394.500        | -40.44       | 13.69       | -25.0          | 15.44       | 40.00     | Vertical | Horizontal | Pass    |
| 13359.000       | -39.09       | 16.62       | -25.0          | 14.09       | 34.00     | Vertical | Horizontal | Pass    |

### 20.3 CA\_7C 20MHz+10MHz, QPSK, High Channel

RSE-H&H CH21251 20M RB1 LOW CH21395 10M RB1 HIGH



| Frequency (MHz) | Result (dBm) | Factor (dB) | PK Limit (dBm) | Margin (dB) | Table (o) | ANT        | EUT        | Verdict |
|-----------------|--------------|-------------|----------------|-------------|-----------|------------|------------|---------|
| 1321.800        | -53.60       | -0.99       | -25.0          | 28.60       | 270.00    | Horizontal | Horizontal | Pass    |
| 2132.600        | -49.59       | 3.23        | -25.0          | 24.59       | 1.00      | Horizontal | Horizontal | Pass    |
| 2679.000        | -40.92       | 6.81        | -25.0          | 15.92       | 1.00      | Horizontal | Horizontal | N/A     |
| 7216.500        | -39.65       | 13.89       | -25.0          | 14.65       | 121.00    | Horizontal | Horizontal | Pass    |
| 12545.750       | -39.49       | 13.99       | -25.0          | 14.49       | 114.00    | Horizontal | Horizontal | Pass    |
| 17808.636       | -42.42       | 12.97       | -25.0          | 17.42       | 238.00    | Horizontal | Horizontal | Pass    |

RSE-H&V CH21251 20M RB1 LOW CH21395 10M RB1 HIGH



| Frequency (MHz) | Result (dBm) | Factor (dB) | PK Limit (dBm) | Margin (dB) | Table (o) | ANT        | EUT      | Verdict |
|-----------------|--------------|-------------|----------------|-------------|-----------|------------|----------|---------|
| 1298.500        | -53.58       | -1.09       | -25.0          | 28.58       | 220.00    | Horizontal | Vertical | Pass    |
| 2145.000        | -49.31       | 3.34        | -25.0          | 24.31       | 182.00    | Horizontal | Vertical | Pass    |
| 2670.100        | -35.54       | 6.67        | -25.0          | 10.54       | 33.00     | Horizontal | Vertical | N/A     |
| 7437.750        | -39.95       | 13.88       | -25.0          | 14.95       | 264.00    | Horizontal | Vertical | Pass    |
| 12511.075       | -39.52       | 14.54       | -25.0          | 14.52       | 154.00    | Horizontal | Vertical | Pass    |
| 17950.124       | -42.26       | 14.09       | -25.0          | 17.26       | 5.00      | Horizontal | Vertical | Pass    |

RSE-V&V CH21251 20M RB1 LOW CH21395 10M RB1 HIGH



| Frequency (MHz) | Result (dBm) | Factor (dB) | PK Limit (dBm) | Margin (dB) | Table (o) | ANT      | EUT      | Verdict |
|-----------------|--------------|-------------|----------------|-------------|-----------|----------|----------|---------|
| 1201.100        | -53.44       | -1.27       | -25.0          | 28.44       | 264.00    | Vertical | Vertical | Pass    |
| 2157.800        | -49.47       | 3.08        | -25.0          | 24.47       | 328.00    | Vertical | Vertical | Pass    |
| 2551.400        | -42.23       | 7.42        | -25.0          | 17.23       | 26.00     | Vertical | Vertical | N/A     |
| 7243.250        | -40.47       | 14.53       | -25.0          | 15.47       | 97.00     | Vertical | Vertical | Pass    |
| 13383.151       | -39.03       | 16.85       | -25.0          | 14.03       | 176.00    | Vertical | Vertical | Pass    |
| 17813.625       | -42.03       | 12.83       | -25.0          | 17.03       | 199.00    | Vertical | Vertical | Pass    |



RSE-V&H CH21251 20M RB1 LOW CH21395 10M RB1 HIGH



| Frequency (MHz) | Result (dBm) | Factor (dB) | PK Limit (dBm) | Margin (dB) | Table (o) | ANT      | EUT        | Verdict |
|-----------------|--------------|-------------|----------------|-------------|-----------|----------|------------|---------|
| 1183.900        | -53.95       | -2.00       | -25.0          | 28.95       | 100.00    | Vertical | Horizontal | Pass    |
| 2128.400        | -49.13       | 3.22        | -25.0          | 24.13       | 1.00      | Vertical | Horizontal | Pass    |
| 2554.100        | -45.57       | 7.41        | -25.0          | 20.57       | 7.00      | Vertical | Horizontal | N/A     |
| 7222.750        | -40.54       | 14.11       | -25.0          | 15.54       | 316.00    | Vertical | Horizontal | Pass    |
| 11903.313       | -40.16       | 13.94       | -25.0          | 15.16       | 176.00    | Vertical | Horizontal | Pass    |
| 20080.802       | -42.41       | 12.96       | -25.0          | 17.41       | 1.00      | Vertical | Horizontal | Pass    |

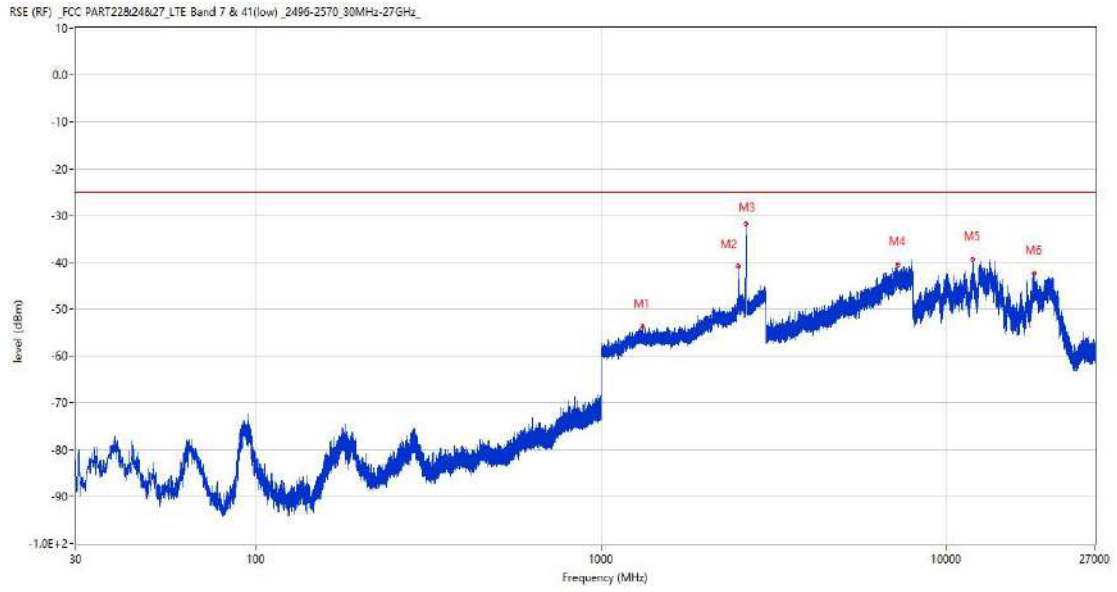
### 20.4 CA\_7C 20MHz+20MHz, QPSK, Low Channel

RSE-H&H CH20850 20M RB1 LOW CH21048 20M RB1 HIGH



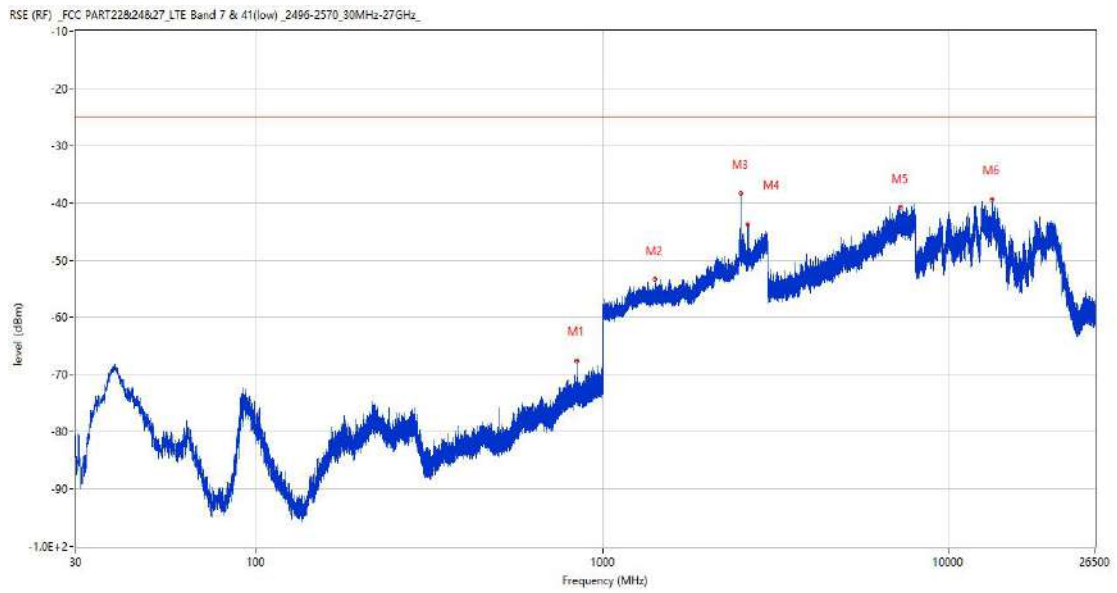
| Frequency (MHz) | Result (dBm) | Factor (dB) | PK Limit (dBm) | Margin (dB) | Table (o) | ANT        | EUT        | Verdict |
|-----------------|--------------|-------------|----------------|-------------|-----------|------------|------------|---------|
| 1369.200        | -53.70       | -1.61       | -25.0          | 28.70       | 345.00    | Horizontal | Horizontal | Pass    |
| 2501.900        | -35.88       | 6.88        | -25.0          | 10.88       | 132.00    | Horizontal | Horizontal | N/A     |
| 2623.600        | -32.26       | 5.35        | -25.0          | 7.26        | 145.00    | Horizontal | Horizontal | N/A     |
| 5002.750        | -45.43       | 9.07        | -25.0          | 20.43       | 157.00    | Horizontal | Horizontal | Pass    |
| 12692.050       | -39.04       | 14.71       | -25.0          | 14.04       | 95.00     | Horizontal | Horizontal | Pass    |
| 17794.464       | -43.18       | 12.86       | -25.0          | 18.18       | 186.00    | Horizontal | Horizontal | Pass    |

RSE-H&V CH20850 20M RB1 LOW CH21048 20M RB1 HIGH



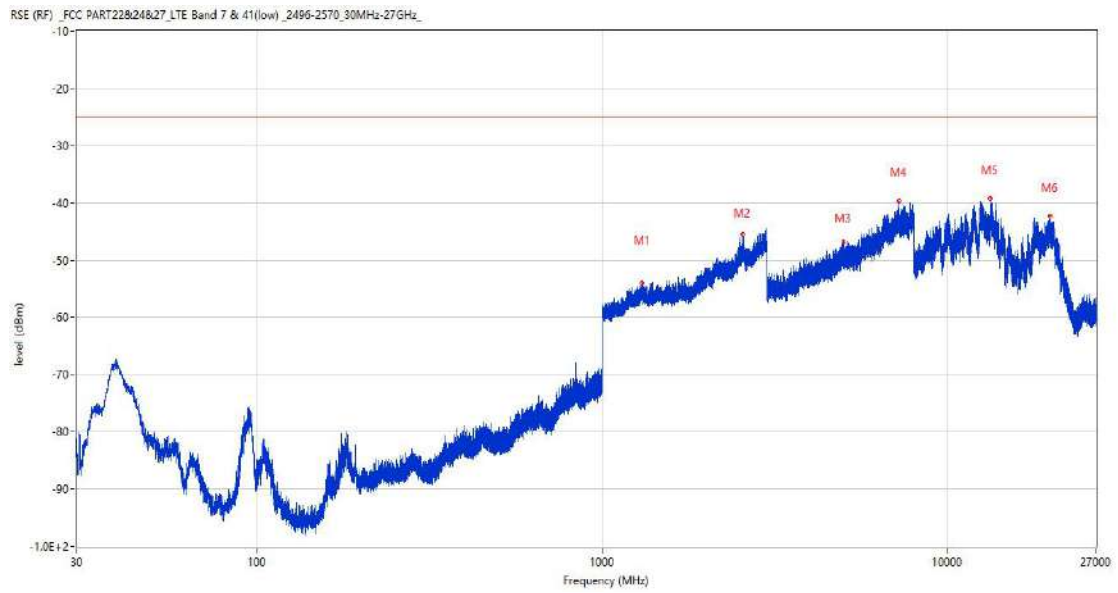
| Frequency (MHz) | Result (dBm) | Factor (dB) | PK Limit (dBm) | Margin (dB) | Table (o) | ANT        | EUT      | Verdict |
|-----------------|--------------|-------------|----------------|-------------|-----------|------------|----------|---------|
| 1319.800        | -53.80       | -1.08       | -25.0          | 28.80       | 51.00     | Horizontal | Vertical | Pass    |
| 2501.700        | -40.90       | 6.88        | -25.0          | 15.90       | 104.00    | Horizontal | Vertical | N/A     |
| 2623.700        | -31.80       | 5.36        | -25.0          | 6.80        | 216.00    | Horizontal | Vertical | N/A     |
| 7232.000        | -40.35       | 14.31       | -25.0          | 15.35       | 352.00    | Horizontal | Vertical | Pass    |
| 11940.600       | -39.49       | 14.00       | -25.0          | 14.49       | 350.00    | Horizontal | Vertical | Pass    |
| 17950.386       | -42.34       | 14.08       | -25.0          | 17.34       | 360.00    | Horizontal | Vertical | Pass    |

RSE-V&V CH20850 20M RB1 LOW CH21048 20M RB1 HIGH



| Frequency (MHz) | Result (dBm) | Factor (dB) | PK Limit (dBm) | Margin (dB) | Table (o) | ANT      | EUT      | Verdict |
|-----------------|--------------|-------------|----------------|-------------|-----------|----------|----------|---------|
| 839.998         | -67.51       | -0.14       | -25.0          | 42.51       | 165.00    | Vertical | Vertical | Pass    |
| 1414.300        | -53.36       | -1.41       | -25.0          | 28.36       | 143.00    | Vertical | Vertical | Pass    |
| 2501.800        | -38.28       | 6.88        | -25.0          | 13.28       | 46.00     | Vertical | Vertical | N/A     |
| 2630.900        | -43.75       | 5.59        | -25.0          | 18.75       | 137.00    | Vertical | Vertical | N/A     |
| 7251.250        | -40.79       | 14.67       | -25.0          | 15.79       | 183.00    | Vertical | Vertical | Pass    |
| 13338.526       | -39.33       | 16.09       | -25.0          | 14.33       | 3.00      | Vertical | Vertical | Pass    |

RSE-V&H CH20850 20M RB1 LOW CH21048 20M RB1 HIGH



| Frequency (MHz) | Result (dBm) | Factor (dB) | PK Limit (dBm) | Margin (dB) | Table (o) | ANT      | EUT        | Verdict |
|-----------------|--------------|-------------|----------------|-------------|-----------|----------|------------|---------|
| 1303.600        | -53.95       | -0.95       | -25.0          | 28.95       | 188.00    | Vertical | Horizontal | Pass    |
| 2554.800        | -45.52       | 7.41        | -25.0          | 20.52       | 1.00      | Vertical | Horizontal | N/A     |
| 5007.000        | -46.78       | 8.90        | -25.0          | 21.78       | 308.00    | Vertical | Horizontal | Pass    |
| 7252.250        | -39.68       | 14.67       | -25.0          | 14.68       | 54.00     | Vertical | Horizontal | Pass    |
| 13349.550       | -39.29       | 16.52       | -25.0          | 14.29       | 247.00    | Vertical | Horizontal | Pass    |
| 19813.949       | -42.34       | 12.94       | -25.0          | 17.34       | 1.00      | Vertical | Horizontal | Pass    |

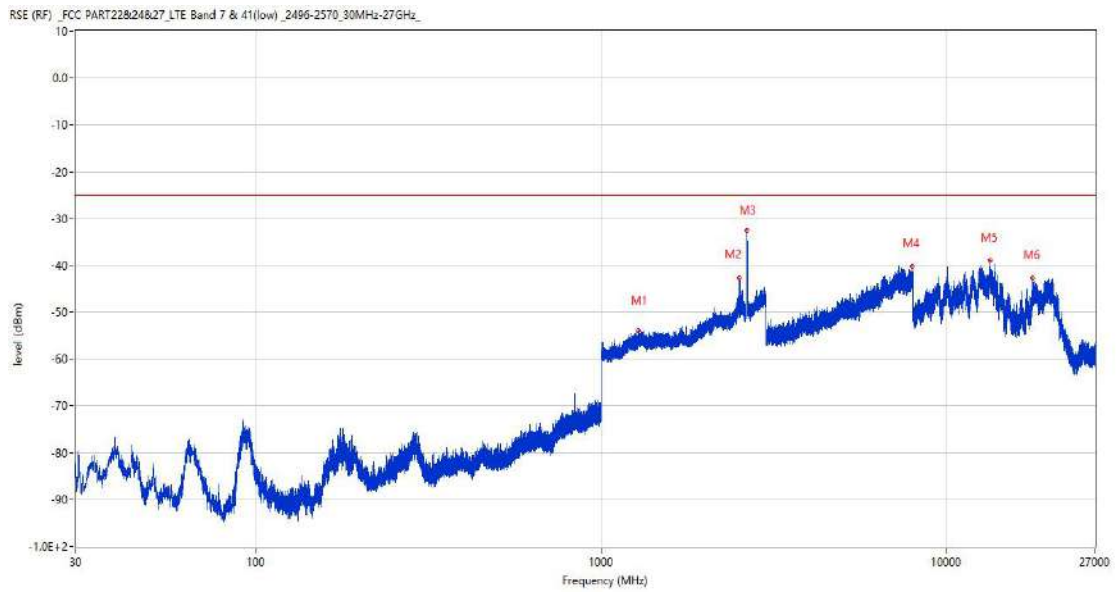
20.5 CA\_7C 20MHz+20MHz, QPSK, Middle Channel

RSE-H&H CH21001 20M RB1 LOW CH21199 20M RB1 HIGH



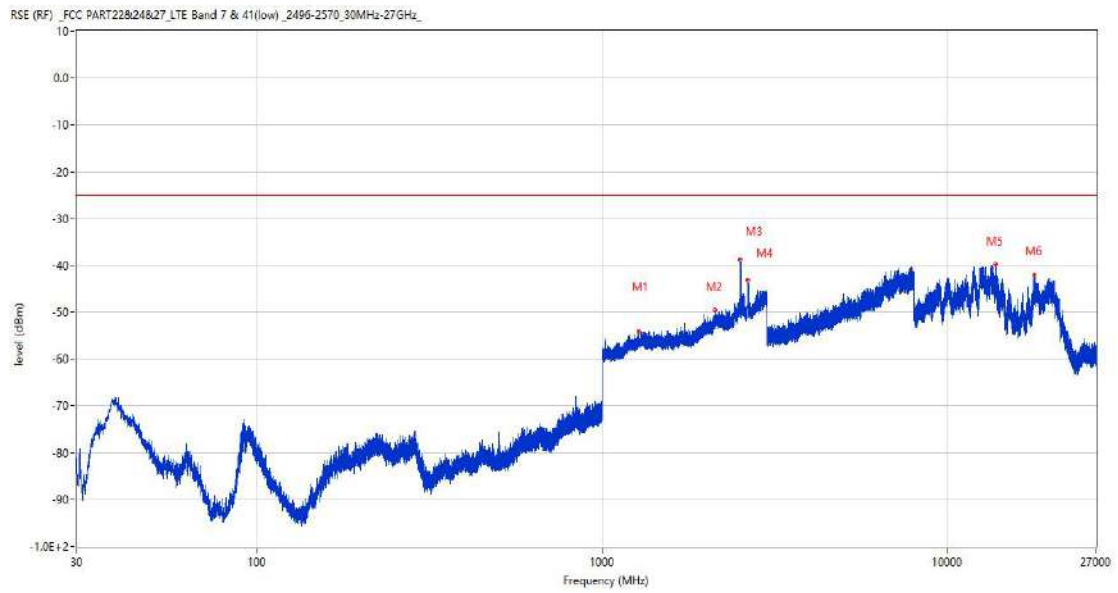
| Frequency (MHz) | Result (dBm) | Factor (dB) | PK Limit (dBm) | Margin (dB) | Table (o) | ANT        | EUT        | Verdict |
|-----------------|--------------|-------------|----------------|-------------|-----------|------------|------------|---------|
| 1305.100        | -53.41       | -0.78       | -25.0          | 28.41       | 1.00      | Horizontal | Horizontal | Pass    |
| 2516.900        | -35.91       | 7.05        | -25.0          | 10.91       | 137.00    | Horizontal | Horizontal | N/A     |
| 2641.400        | -34.38       | 6.96        | -25.0          | 9.38        | 137.00    | Horizontal | Horizontal | N/A     |
| 7213.250        | -40.36       | 13.87       | -25.0          | 15.36       | 11.00     | Horizontal | Horizontal | Pass    |
| 11952.950       | -39.30       | 14.00       | -25.0          | 14.30       | 44.00     | Horizontal | Horizontal | Pass    |
| 17948.287       | -41.28       | 14.05       | -25.0          | 16.28       | 114.00    | Horizontal | Horizontal | Pass    |

RSE-H&H CH21001 20M RB1 LOW CH21199 20M RB1 HIGH



| Frequency (MHz) | Result (dBm) | Factor (dB) | PK Limit (dBm) | Margin (dB) | Table (o) | ANT        | EUT      | Verdict |
|-----------------|--------------|-------------|----------------|-------------|-----------|------------|----------|---------|
| 1282.500        | -53.86       | -1.22       | -25.0          | 28.86       | 249.00    | Horizontal | Vertical | Pass    |
| 2516.900        | -42.77       | 7.05        | -25.0          | 17.77       | 171.00    | Horizontal | Vertical | N/A     |
| 2643.300        | -32.52       | 6.82        | -25.0          | 7.52        | 145.00    | Horizontal | Vertical | N/A     |
| 7960.500        | -40.20       | 15.03       | -25.0          | 15.20       | 341.00    | Horizontal | Vertical | Pass    |
| 13403.625       | -39.08       | 16.93       | -25.0          | 14.08       | 267.00    | Horizontal | Vertical | Pass    |
| 17784.750       | -42.64       | 12.25       | -25.0          | 17.64       | 14.00     | Horizontal | Vertical | Pass    |

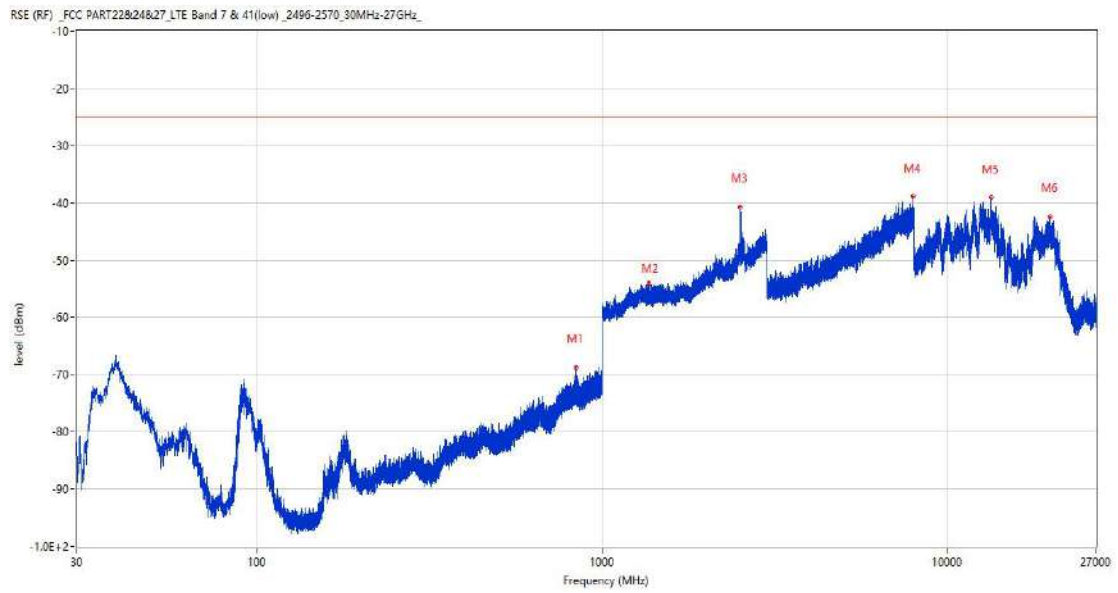
RSE-V&V CH21001 20M RB1 LOW CH21199 20M RB1 HIGH



| Frequency (MHz) | Result (dBm) | Factor (dB) | PK Limit (dBm) | Margin (dB) | Table (o) | ANT      | EUT      | Verdict |
|-----------------|--------------|-------------|----------------|-------------|-----------|----------|----------|---------|
| 1276.400        | -54.13       | -1.11       | -25.0          | 29.13       | 107.00    | Vertical | Vertical | Pass    |
| 2117.700        | -49.55       | 2.91        | -25.0          | 24.55       | 2.00      | Vertical | Vertical | Pass    |
| 2517.000        | -38.73       | 7.05        | -25.0          | 13.73       | 28.00     | Vertical | Vertical | N/A     |
| 2641.600        | -43.19       | 6.93        | -25.0          | 18.19       | 133.00    | Vertical | Vertical | N/A     |
| 13794.750       | -39.87       | 16.66       | -25.0          | 14.87       | 168.00    | Vertical | Vertical | Pass    |
| 17943.824       | -41.99       | 13.94       | -25.0          | 16.99       | 168.00    | Vertical | Vertical | Pass    |



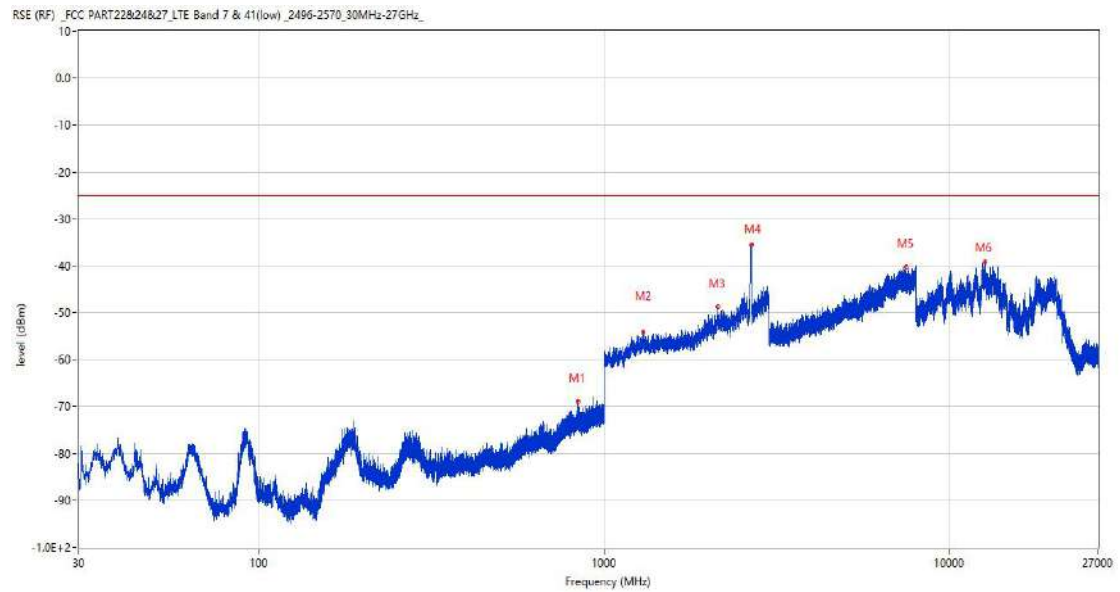
RSE-V&H CH21001 20M RB1 LOW CH21199 20M RB1 HIGH



| Frequency (MHz) | Result (dBm) | Factor (dB) | PK Limit (dBm) | Margin (dB) | Table (o) | ANT      | EUT        | Verdict |
|-----------------|--------------|-------------|----------------|-------------|-----------|----------|------------|---------|
| 839.998         | -68.69       | -0.14       | -25.0          | 43.69       | 358.00    | Vertical | Horizontal | Pass    |
| 1365.200        | -53.96       | -1.46       | -25.0          | 28.96       | 114.00    | Vertical | Horizontal | Pass    |
| 2517.000        | -40.71       | 7.05        | -25.0          | 15.71       | 41.00     | Vertical | Horizontal | N/A     |
| 7970.000        | -38.89       | 15.33       | -25.0          | 13.89       | 306.00    | Vertical | Horizontal | Pass    |
| 13360.838       | -39.07       | 16.64       | -25.0          | 14.07       | 121.00    | Vertical | Horizontal | Pass    |
| 19820.700       | -42.40       | 12.94       | -25.0          | 17.40       | 12.00     | Vertical | Horizontal | Pass    |

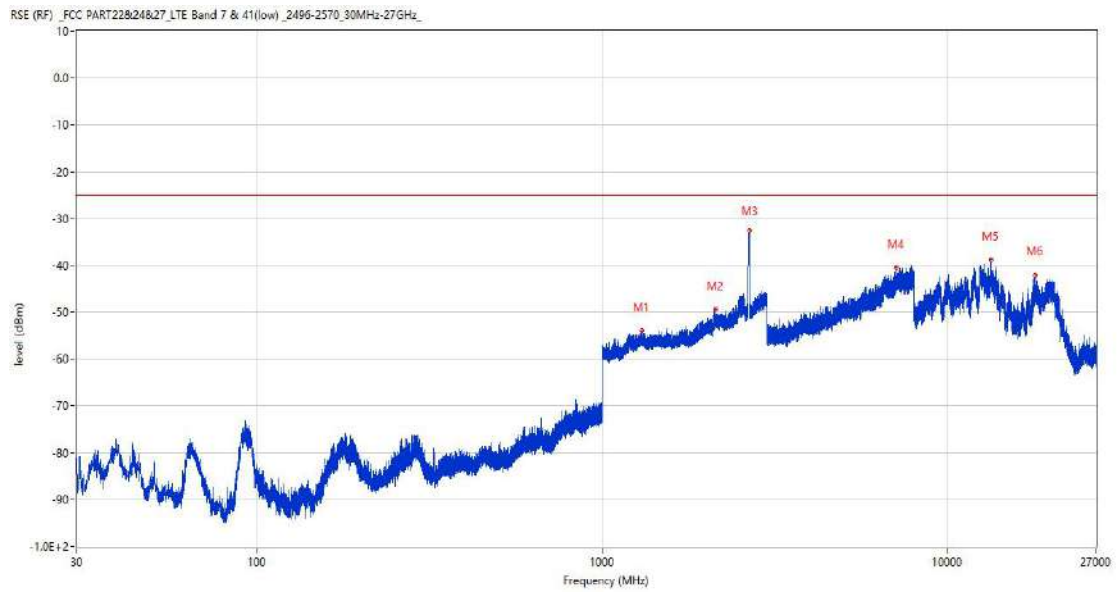
## 20.6 CA\_7C 20MHz+20MHz, QPSK, High Channel

RSE-H&H CH21152 20M RB1 LOW CH21350 20M RB1 HIGH



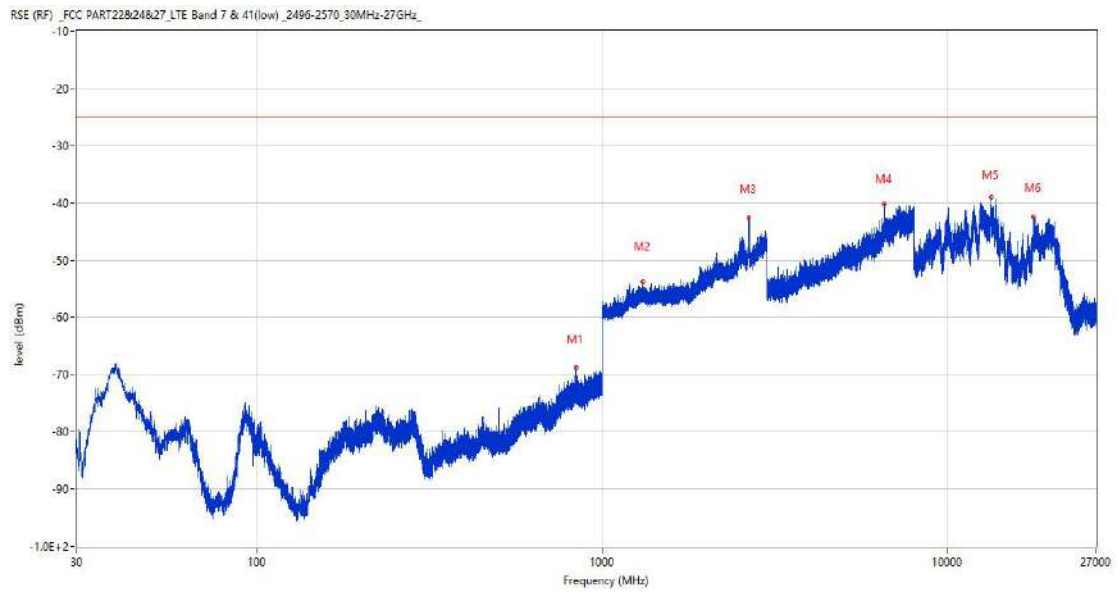
| Frequency (MHz) | Result (dBm) | Factor (dB) | PK Limit (dBm) | Margin (dB) | Table (o) | ANT        | EUT        | Verdict |
|-----------------|--------------|-------------|----------------|-------------|-----------|------------|------------|---------|
| 840.047         | -68.96       | -0.13       | -25.0          | 43.96       | 148.00    | Horizontal | Horizontal | Pass    |
| 1294.200        | -54.05       | -1.16       | -25.0          | 29.05       | 311.00    | Horizontal | Horizontal | Pass    |
| 2131.700        | -48.75       | 3.21        | -25.0          | 23.75       | 43.00     | Horizontal | Horizontal | Pass    |
| 2668.800        | -35.54       | 6.53        | -25.0          | 10.54       | 304.00    | Horizontal | Horizontal | N/A     |
| 7521.750        | -40.17       | 13.66       | -25.0          | 15.17       | 111.00    | Horizontal | Horizontal | Pass    |
| 12695.612       | -39.29       | 14.74       | -25.0          | 14.29       | 360.00    | Horizontal | Horizontal | Pass    |

RSE-H&V CH21152 20M RB1 LOW CH21350 20M RB1 HIGH



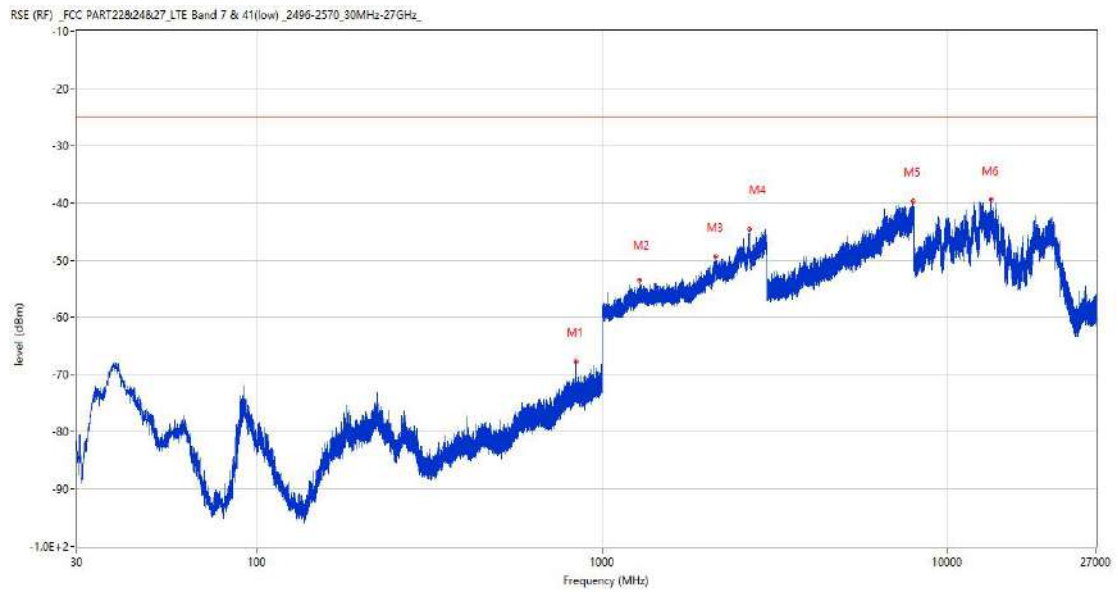
| Frequency (MHz) | Result (dBm) | Factor (dB) | PK Limit (dBm) | Margin (dB) | Table (o) | ANT        | EUT      | Verdict |
|-----------------|--------------|-------------|----------------|-------------|-----------|------------|----------|---------|
| 1306.200        | -53.90       | -0.96       | -25.0          | 28.90       | 113.00    | Horizontal | Vertical | Pass    |
| 2136.600        | -49.41       | 3.27        | -25.0          | 24.41       | 1.00      | Horizontal | Vertical | Pass    |
| 2669.600        | -32.51       | 6.64        | -25.0          | 7.51        | 305.00    | Horizontal | Vertical | N/A     |
| 7123.250        | -40.40       | 13.82       | -25.0          | 15.40       | 283.00    | Horizontal | Vertical | Pass    |
| 13421.213       | -38.79       | 16.54       | -25.0          | 13.79       | 292.00    | Horizontal | Vertical | Pass    |
| 17965.875       | -42.00       | 13.70       | -25.0          | 17.00       | 341.00    | Horizontal | Vertical | Pass    |

RSE-V&V CH21152 20M RB1 LOW CH21350 20M RB1 HIGH



| Frequency (MHz) | Result (dBm) | Factor (dB) | PK Limit (dBm) | Margin (dB) | Table (o) | ANT      | EUT      | Verdict |
|-----------------|--------------|-------------|----------------|-------------|-----------|----------|----------|---------|
| 839.998         | -68.81       | -0.14       | -25.0          | 43.81       | 206.00    | Vertical | Vertical | Pass    |
| 1308.300        | -53.75       | -0.97       | -25.0          | 28.75       | 337.00    | Vertical | Vertical | Pass    |
| 2664.200        | -42.59       | 6.46        | -25.0          | 17.59       | 195.00    | Vertical | Vertical | N/A     |
| 6583.250        | -40.31       | 13.03       | -25.0          | 15.31       | 338.00    | Vertical | Vertical | Pass    |
| 13396.275       | -39.07       | 16.97       | -25.0          | 14.07       | 360.00    | Vertical | Vertical | Pass    |
| 17805.488       | -42.37       | 13.05       | -25.0          | 17.37       | 360.00    | Vertical | Vertical | Pass    |

RSE-V&H CH21152 20M RB1 LOW CH21350 20M RB1 HIGH

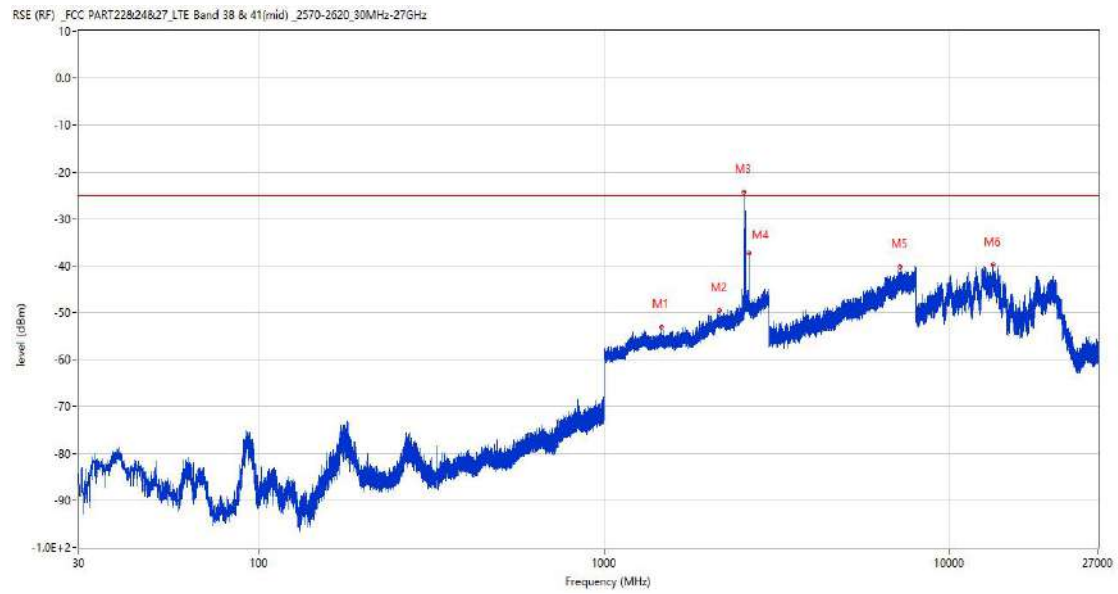


| Frequency (MHz) | Result (dBm) | Factor (dB) | PK Limit (dBm) | Margin (dB) | Table (o) | ANT      | EUT        | Verdict |
|-----------------|--------------|-------------|----------------|-------------|-----------|----------|------------|---------|
| 839.998         | -67.68       | -0.14       | -25.0          | 42.68       | 131.00    | Vertical | Horizontal | Pass    |
| 1281.000        | -53.51       | -1.41       | -25.0          | 28.51       | 73.00     | Vertical | Horizontal | Pass    |
| 2136.300        | -49.46       | 3.28        | -25.0          | 24.46       | -2.00     | Vertical | Horizontal | Pass    |
| 2668.000        | -44.63       | 6.52        | -25.0          | 19.63       | 60.00     | Vertical | Horizontal | N/A     |
| 7971.500        | -39.64       | 15.21       | -25.0          | 14.64       | 317.00    | Vertical | Horizontal | Pass    |
| 13400.738       | -39.44       | 16.99       | -25.0          | 14.44       | 360.00    | Vertical | Horizontal | Pass    |

21 CA\_38C

21.1 CA\_38C 15MHz+15MHz, QPSK, Low Channel

RSE-H&H CH37825 15M RB1 LOW CH37975 15M RB1 HIGH



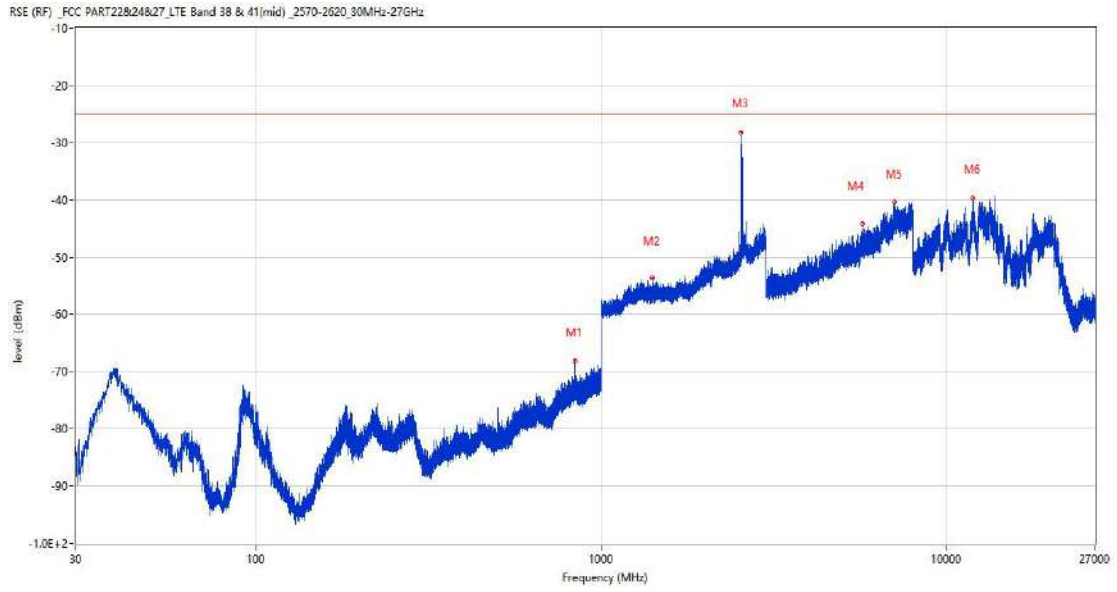
| Frequency (MHz) | Result (dBm) | Factor (dB) | PK Limit (dBm) | Margin (dB) | Table (o) | ANT        | EUT        | Verdict |
|-----------------|--------------|-------------|----------------|-------------|-----------|------------|------------|---------|
| 1461.200        | -53.10       | -1.16       | -25.0          | 28.10       | 302.00    | Horizontal | Horizontal | Pass    |
| 2163.000        | -49.51       | 2.99        | -25.0          | 24.51       | 80.00     | Horizontal | Horizontal | Pass    |
| 2543.400        | -24.17       | 5.73        | -25.0          | -0.83       | 1.00      | Horizontal | Horizontal | N/A     |
| 2628.100        | -37.37       | 7.00        | -25.0          | 12.37       | 152.00    | Horizontal | Horizontal | Pass    |
| 7200.000        | -40.25       | 14.38       | -25.0          | 15.25       | 261.00    | Horizontal | Horizontal | Pass    |
| 13394.700       | -39.83       | 16.96       | -25.0          | 14.83       | 339.00    | Horizontal | Horizontal | Pass    |

RSE-H&V CH37825 15M RB1 LOW CH37975 15M RB1 HIGH



| Frequency (MHz) | Result (dBm) | Factor (dB) | PK Limit (dBm) | Margin (dB) | Table (o) | ANT        | EUT      | Verdict |
|-----------------|--------------|-------------|----------------|-------------|-----------|------------|----------|---------|
| 839.998         | -67.81       | -0.14       | -25.0          | 42.81       | 252.00    | Horizontal | Vertical | Pass    |
| 2543.200        | -32.51       | 5.73        | -25.0          | 7.51        | 296.00    | Horizontal | Vertical | N/A     |
| 5174.750        | -46.24       | 8.89        | -25.0          | 21.24       | 152.00    | Horizontal | Vertical | Pass    |
| 7182.750        | -40.48       | 14.17       | -25.0          | 15.48       | 176.00    | Horizontal | Vertical | Pass    |
| 13362.150       | -39.44       | 16.65       | -25.0          | 14.44       | 17.00     | Horizontal | Vertical | Pass    |
| 17807.063       | -41.44       | 13.01       | -25.0          | 16.44       | 120.00    | Horizontal | Vertical | Pass    |

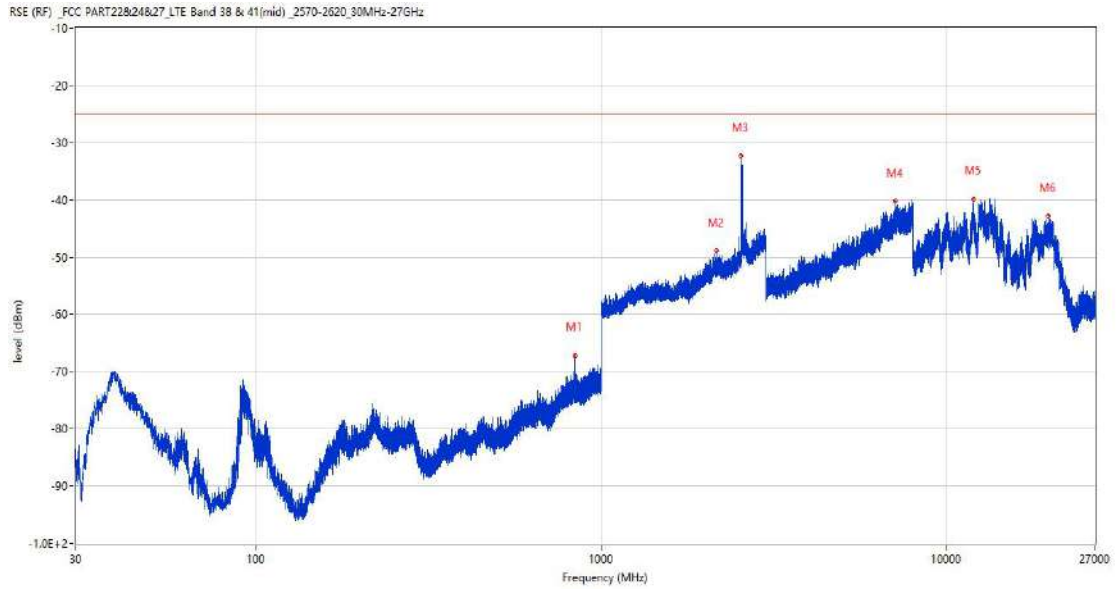
RSE-V&V CH37825 15M RB1 LOW CH37975 15M RB1 HIGH



| Frequency (MHz) | Result (dBm) | Factor (dB) | PK Limit (dBm) | Margin (dB) | Table (o) | ANT      | EUT      | Verdict |
|-----------------|--------------|-------------|----------------|-------------|-----------|----------|----------|---------|
| 839.998         | -68.14       | -0.14       | -25.0          | 43.14       | 9.00      | Vertical | Vertical | Pass    |
| 1407.300        | -53.70       | -1.52       | -25.0          | 28.70       | 92.00     | Vertical | Vertical | Pass    |
| 2543.400        | -28.09       | 5.73        | -25.0          | 3.09        | 59.00     | Vertical | Vertical | N/A     |
| 5724.500        | -44.12       | 9.86        | -25.0          | 19.12       | 260.00    | Vertical | Vertical | Pass    |
| 7099.750        | -40.40       | 13.49       | -25.0          | 15.40       | 352.00    | Vertical | Vertical | Pass    |
| 11958.412       | -39.64       | 13.98       | -25.0          | 14.64       | 172.00    | Vertical | Vertical | Pass    |



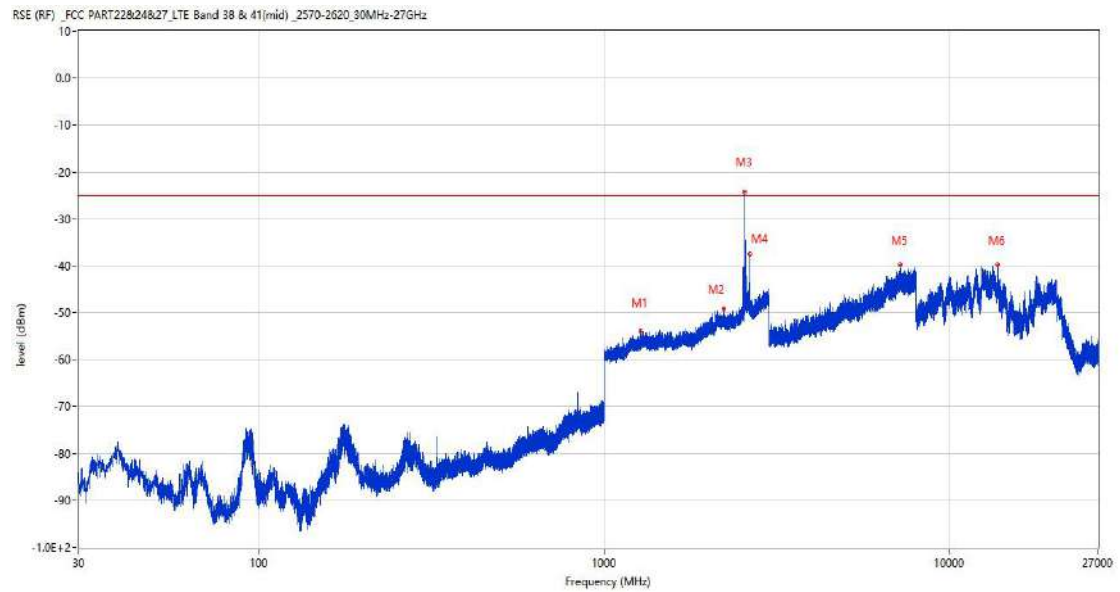
RSE-V&H CH37825 15M RB1 LOW CH37975 15M RB1 HIGH



| Frequency (MHz) | Result (dBm) | Factor (dB) | PK Limit (dBm) | Margin (dB) | Table (o) | ANT      | EUT        | Verdict |
|-----------------|--------------|-------------|----------------|-------------|-----------|----------|------------|---------|
| 839.998         | -67.15       | -0.14       | -25.0          | 42.15       | 86.00     | Vertical | Horizontal | Pass    |
| 2157.500        | -48.94       | 3.08        | -25.0          | 23.94       | 54.00     | Vertical | Horizontal | Pass    |
| 2543.300        | -32.28       | 5.73        | -25.0          | 7.28        | 27.00     | Vertical | Horizontal | N/A     |
| 7134.500        | -40.24       | 13.81       | -25.0          | 15.24       | 63.00     | Vertical | Horizontal | Pass    |
| 12001.875       | -39.87       | 13.76       | -25.0          | 14.87       | 43.00     | Vertical | Horizontal | Pass    |
| 19742.849       | -42.86       | 12.94       | -25.0          | 17.86       | 1.00      | Vertical | Horizontal | Pass    |

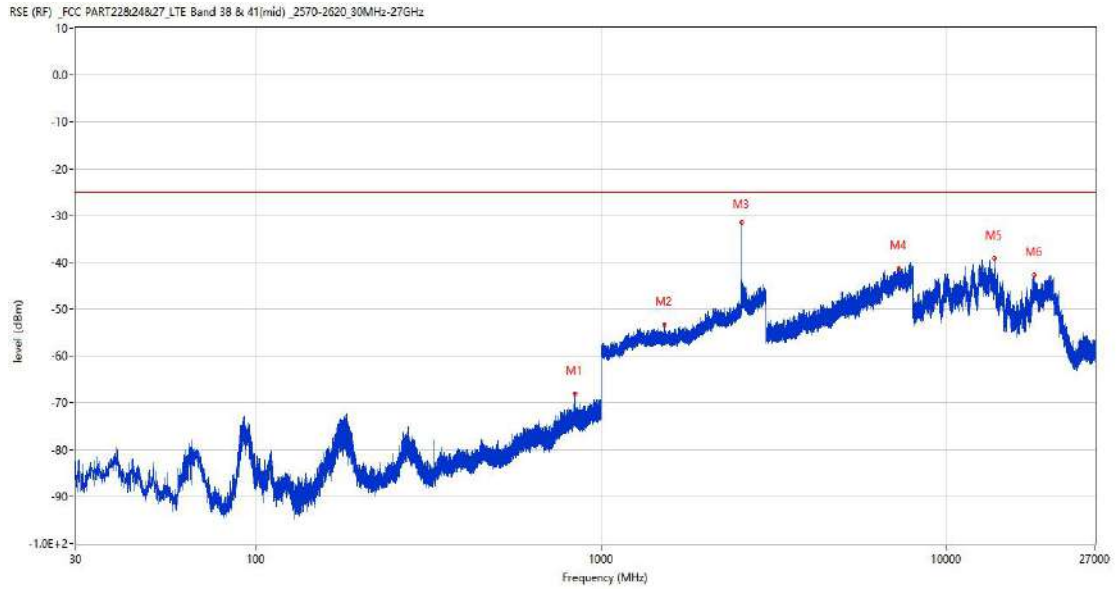
## 21.2 CA\_38C 15MHz+15MHz, QPSK, Middle Channel

RSE-H&H CH37925 15M RB1 LOW CH38075 15M RB1 HIGH



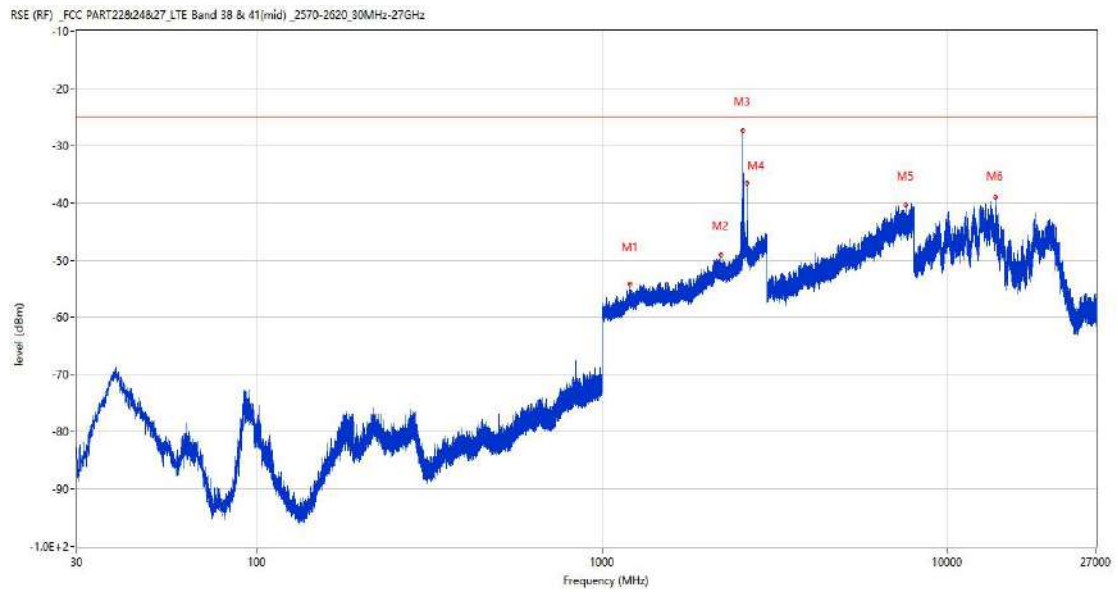
| Frequency (MHz) | Result (dBm) | Factor (dB) | PK Limit (dBm) | Margin (dB) | Table (o) | ANT        | EUT        | Verdict |
|-----------------|--------------|-------------|----------------|-------------|-----------|------------|------------|---------|
| 1276.200        | -53.90       | -1.25       | -25.0          | 28.90       | 246.00    | Horizontal | Horizontal | Pass    |
| 2218.500        | -49.15       | 3.22        | -25.0          | 24.15       | 214.00    | Horizontal | Horizontal | Pass    |
| 2553.400        | -24.24       | 6.56        | -25.0          | -0.76       | 150.00    | Horizontal | Horizontal | N/A     |
| 2638.200        | -37.62       | 6.65        | -25.0          | 12.62       | 163.00    | Horizontal | Horizontal | N/A     |
| 7217.500        | -39.71       | 13.95       | -25.0          | 14.71       | 51.00     | Horizontal | Horizontal | Pass    |
| 13812.862       | -39.72       | 16.71       | -25.0          | 14.72       | 145.00    | Horizontal | Horizontal | Pass    |

RSE-H&V CH37925 15M RB1 LOW CH38075 15M RB1 HIGH



| Frequency (MHz) | Result (dBm) | Factor (dB) | PK Limit (dBm) | Margin (dB) | Table (o) | ANT        | EUT      | Verdict |
|-----------------|--------------|-------------|----------------|-------------|-----------|------------|----------|---------|
| 840.047         | -68.05       | -0.13       | -25.0          | 43.05       | 169.00    | Horizontal | Vertical | Pass    |
| 1522.200        | -53.28       | -1.46       | -25.0          | 28.28       | 114.00    | Horizontal | Vertical | Pass    |
| 2553.300        | -31.59       | 6.54        | -25.0          | 6.59        | 95.00     | Horizontal | Vertical | N/A     |
| 7294.500        | -41.26       | 14.05       | -25.0          | 16.26       | 0.00      | Horizontal | Vertical | Pass    |
| 13814.963       | -39.14       | 16.66       | -25.0          | 14.14       | 282.00    | Horizontal | Vertical | Pass    |
| 17961.150       | -42.81       | 13.81       | -25.0          | 17.81       | 113.00    | Horizontal | Vertical | Pass    |

RSE-V&V CH37925 15M RB1 LOW CH38075 15M RB1 HIGH



| Frequency (MHz) | Result (dBm) | Factor (dB) | PK Limit (dBm) | Margin (dB) | Table (o) | ANT      | EUT      | Verdict |
|-----------------|--------------|-------------|----------------|-------------|-----------|----------|----------|---------|
| 1201.600        | -54.19       | -1.39       | -25.0          | 29.19       | 43.00     | Vertical | Vertical | Pass    |
| 2206.900        | -48.99       | 3.29        | -25.0          | 23.99       | 1.00      | Vertical | Vertical | Pass    |
| 2553.400        | -27.29       | 6.56        | -25.0          | 2.29        | 76.00     | Vertical | Vertical | N/A     |
| 2627.400        | -36.50       | 7.11        | -25.0          | 11.50       | 89.00     | Vertical | Vertical | N/A     |
| 7584.250        | -40.32       | 14.23       | -25.0          | 15.32       | 34.00     | Vertical | Vertical | Pass    |
| 13811.812       | -38.98       | 16.73       | -25.0          | 13.98       | 238.00    | Vertical | Vertical | Pass    |

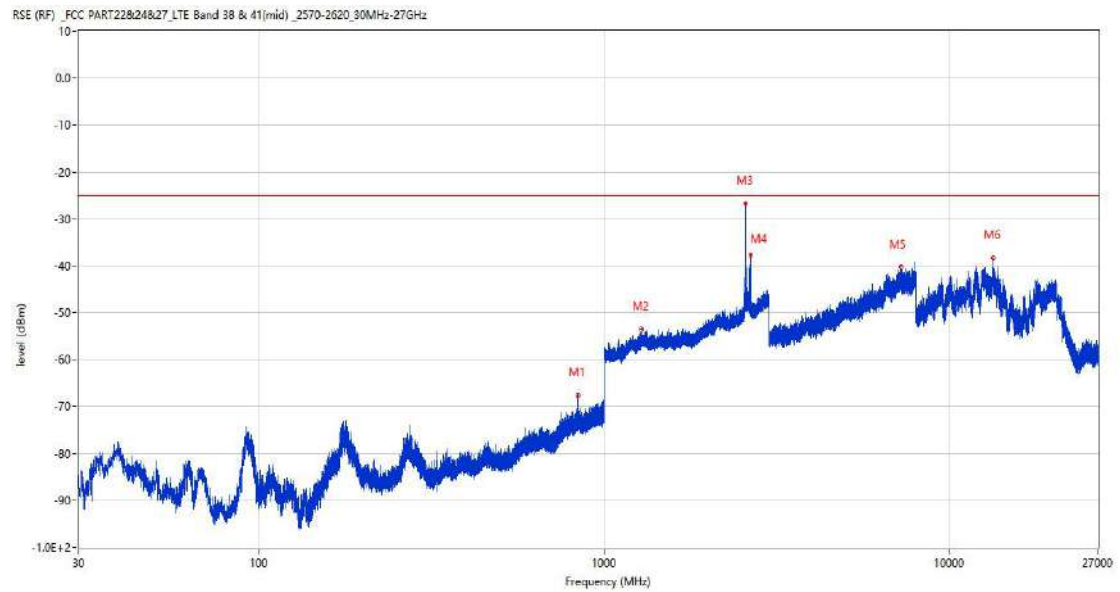
RSE-V&H CH37925 15M RB1 LOW CH38075 15M RB1 HIGH



| Frequency (MHz) | Result (dBm) | Factor (dB) | PK Limit (dBm) | Margin (dB) | Table (o) | ANT      | EUT        | Verdict |
|-----------------|--------------|-------------|----------------|-------------|-----------|----------|------------|---------|
| 839.998         | -68.00       | -0.14       | -25.0          | 43.00       | 120.00    | Vertical | Horizontal | Pass    |
| 1276.400        | -53.90       | -1.26       | -25.0          | 28.90       | 128.00    | Vertical | Horizontal | Pass    |
| 2553.400        | -31.47       | 6.56        | -25.0          | 6.47        | 1.00      | Vertical | Horizontal | N/A     |
| 7962.250        | -39.50       | 14.97       | -25.0          | 14.50       | 194.00    | Vertical | Horizontal | Pass    |
| 11931.338       | -40.08       | 13.98       | -25.0          | 15.08       | 257.00    | Vertical | Horizontal | Pass    |
| 17929.126       | -42.52       | 13.59       | -25.0          | 17.52       | 343.00    | Vertical | Horizontal | Pass    |

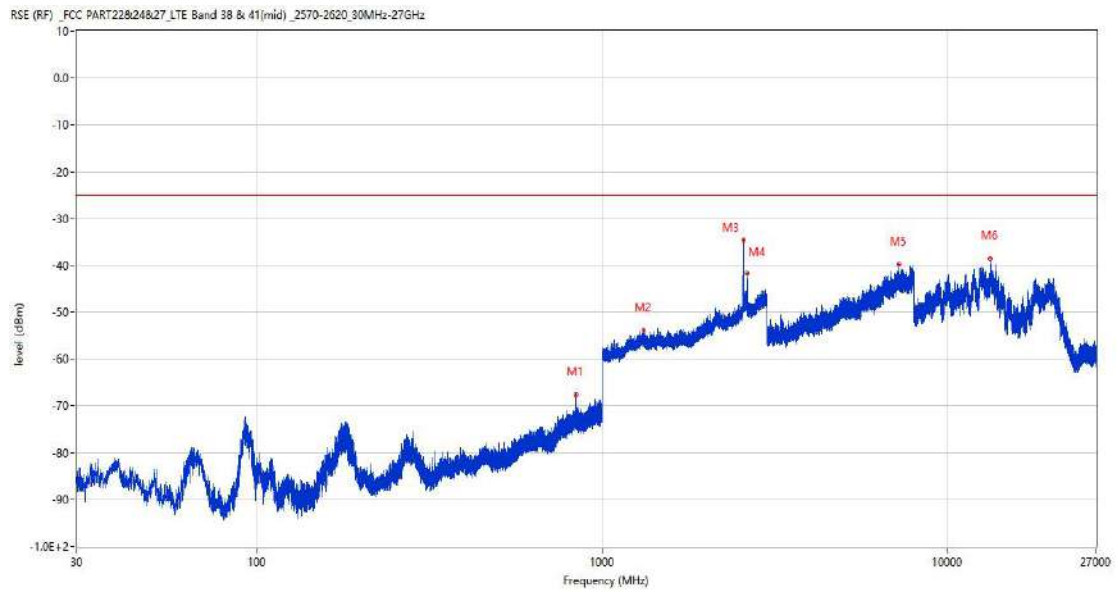
### 21.3 CA\_38C 15MHz+15MHz, QPSK, High Channel

RSE-H&H CH38025 15M RB1 LOW CH38175 15M RB1 HIGH



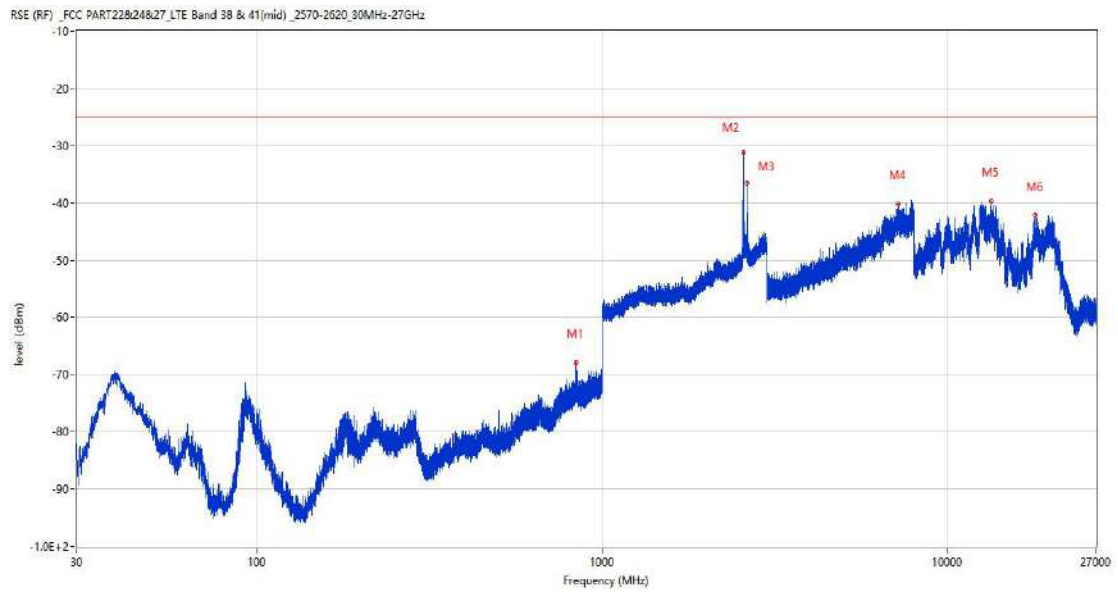
| Frequency (MHz) | Result (dBm) | Factor (dB) | PK Limit (dBm) | Margin (dB) | Table (o) | ANT        | EUT        | Verdict |
|-----------------|--------------|-------------|----------------|-------------|-----------|------------|------------|---------|
| 839.998         | -67.71       | -0.14       | -25.0          | 42.71       | 203.00    | Horizontal | Horizontal | Pass    |
| 1281.700        | -53.44       | -1.36       | -25.0          | 28.44       | 245.00    | Horizontal | Horizontal | Pass    |
| 2563.300        | -26.84       | 7.95        | -25.0          | 1.84        | 163.00    | Horizontal | Horizontal | N/A     |
| 2652.800        | -37.75       | 6.96        | -25.0          | 12.75       | 130.00    | Horizontal | Horizontal | N/A     |
| 7232.000        | -40.16       | 14.31       | -25.0          | 15.16       | 18.00     | Horizontal | Horizontal | Pass    |
| 13414.125       | -38.32       | 16.70       | -25.0          | 13.32       | 360.00    | Horizontal | Horizontal | Pass    |

RSE-H&V CH38025 15M RB1 LOW CH38175 15M RB1 HIGH



| Frequency (MHz) | Result (dBm) | Factor (dB) | PK Limit (dBm) | Margin (dB) | Table (o) | ANT        | EUT      | Verdict |
|-----------------|--------------|-------------|----------------|-------------|-----------|------------|----------|---------|
| 839.998         | -67.61       | -0.14       | -25.0          | 42.61       | 66.00     | Horizontal | Vertical | Pass    |
| 1318.400        | -53.96       | -1.03       | -25.0          | 28.96       | 360.00    | Horizontal | Vertical | Pass    |
| 2563.200        | -34.58       | 7.95        | -25.0          | 9.58        | 102.00    | Horizontal | Vertical | N/A     |
| 2630.500        | -41.68       | 6.61        | -25.0          | 16.68       | 158.00    | Horizontal | Vertical | N/A     |
| 7252.250        | -39.82       | 14.67       | -25.0          | 14.82       | 268.00    | Horizontal | Vertical | Pass    |
| 13344.825       | -38.56       | 16.34       | -25.0          | 13.56       | 145.00    | Horizontal | Vertical | Pass    |

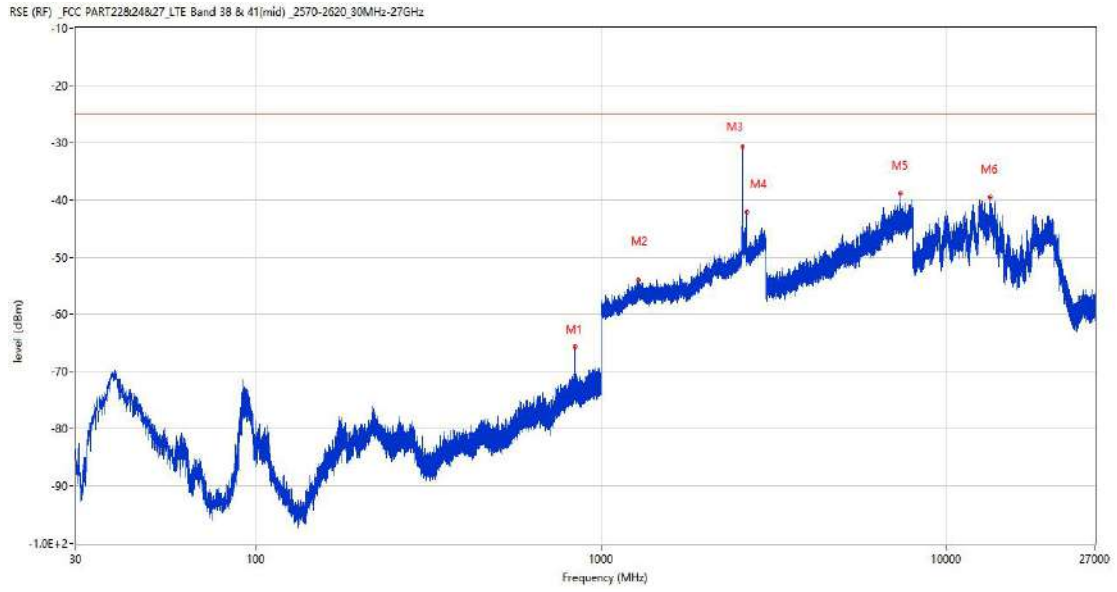
RSE-V&V CH38025 15M RB1 LOW CH38175 15M RB1 HIGH



| Frequency (MHz) | Result (dBm) | Factor (dB) | PK Limit (dBm) | Margin (dB) | Table (o) | ANT      | EUT      | Verdict |
|-----------------|--------------|-------------|----------------|-------------|-----------|----------|----------|---------|
| 839.998         | -67.83       | -0.14       | -25.0          | 42.83       | 205.00    | Vertical | Vertical | Pass    |
| 2563.400        | -31.25       | 7.95        | -25.0          | 6.25        | 312.00    | Vertical | Vertical | N/A     |
| 2631.000        | -36.56       | 6.58        | -25.0          | 11.56       | 69.00     | Vertical | Vertical | N/A     |
| 7206.500        | -40.21       | 14.10       | -25.0          | 15.21       | 43.00     | Vertical | Vertical | Pass    |
| 13355.325       | -39.70       | 16.59       | -25.0          | 14.70       | 220.00    | Vertical | Vertical | Pass    |
| 17987.400       | -42.13       | 13.16       | -25.0          | 17.13       | 26.00     | Vertical | Vertical | Pass    |



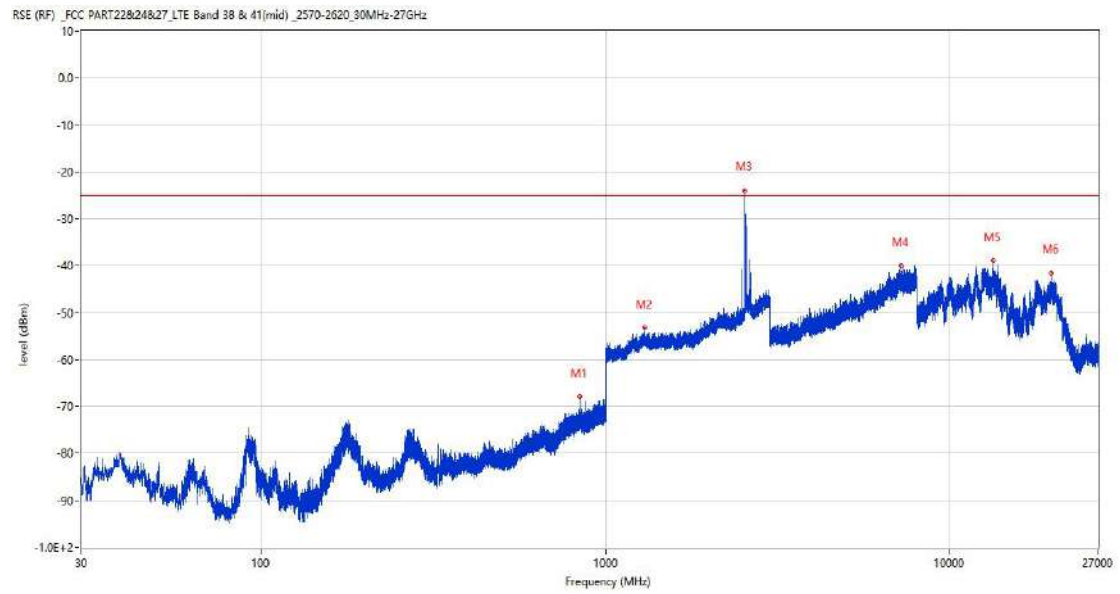
RSE-V&H CH38025 15M RB1 LOW CH38175 15M RB1 HIGH



| Frequency (MHz) | Result (dBm) | Factor (dB) | PK Limit (dBm) | Margin (dB) | Table (o) | ANT      | EUT        | Verdict |
|-----------------|--------------|-------------|----------------|-------------|-----------|----------|------------|---------|
| 839.998         | -65.75       | -0.14       | -25.0          | 40.75       | 251.00    | Vertical | Horizontal | Pass    |
| 1279.200        | -53.91       | -1.31       | -25.0          | 28.91       | 229.00    | Vertical | Horizontal | Pass    |
| 2563.300        | -30.78       | 7.95        | -25.0          | 5.78        | 1.00      | Vertical | Horizontal | N/A     |
| 2647.900        | -42.09       | 7.81        | -25.0          | 17.09       | 1.00      | Vertical | Horizontal | N/A     |
| 7355.500        | -38.94       | 14.73       | -25.0          | 13.94       | 314.00    | Vertical | Horizontal | Pass    |
| 13379.474       | -39.56       | 16.82       | -25.0          | 14.56       | 63.00     | Vertical | Horizontal | Pass    |

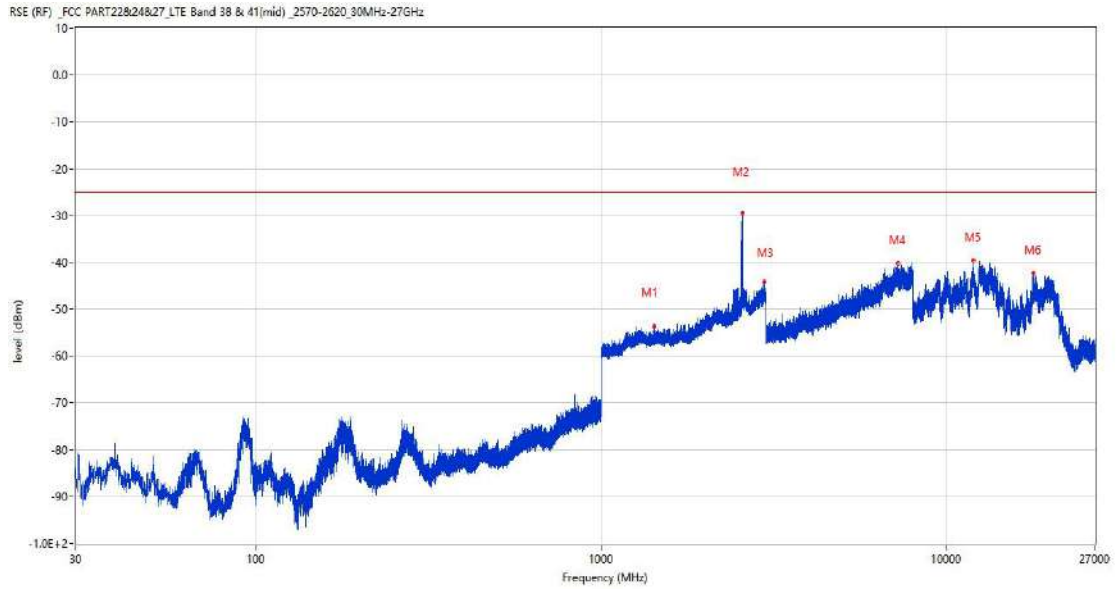
### 21.4 CA\_38C 20MHz+20MHz, QPSK, Low Channel

RSE-H&HCH37850 20M RB1 LOW CH38048 20M RB1 HIGH



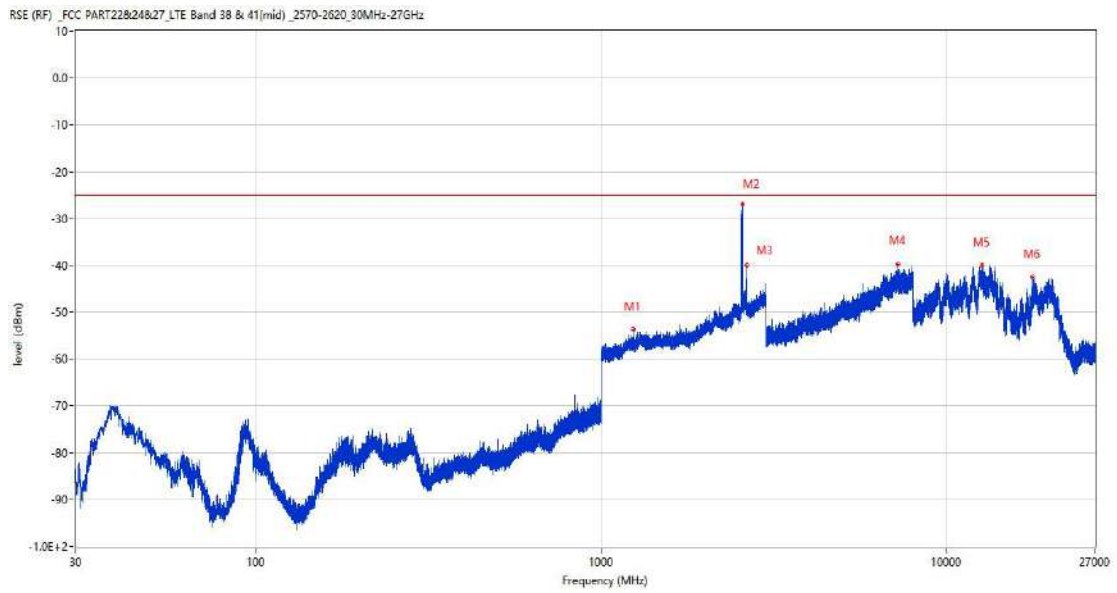
| Frequency (MHz) | Result (dBm) | Factor (dB) | PK Limit (dBm) | Margin (dB) | Table (o) | ANT        | EUT        | Verdict |
|-----------------|--------------|-------------|----------------|-------------|-----------|------------|------------|---------|
| 839.950         | -67.84       | -0.14       | -25.0          | 42.84       | 6.00      | Horizontal | Horizontal | Pass    |
| 1300.400        | -53.25       | -1.01       | -25.0          | 28.25       | 1.00      | Horizontal | Horizontal | Pass    |
| 2534.200        | -23.87       | 5.35        | -25.0          | -1.13       | 166.00    | Horizontal | Horizontal | N/A     |
| 7242.750        | -39.98       | 14.56       | -25.0          | 14.98       | 74.00     | Horizontal | Horizontal | Pass    |
| 13406.775       | -38.82       | 16.86       | -25.0          | 13.82       | 211.00    | Horizontal | Horizontal | Pass    |
| 19725.302       | -41.48       | 12.94       | -25.0          | 16.48       | 329.00    | Horizontal | Horizontal | Pass    |

RSE-H&VCH37850 20M RB1 LOW CH38048 20M RB1 HIGH



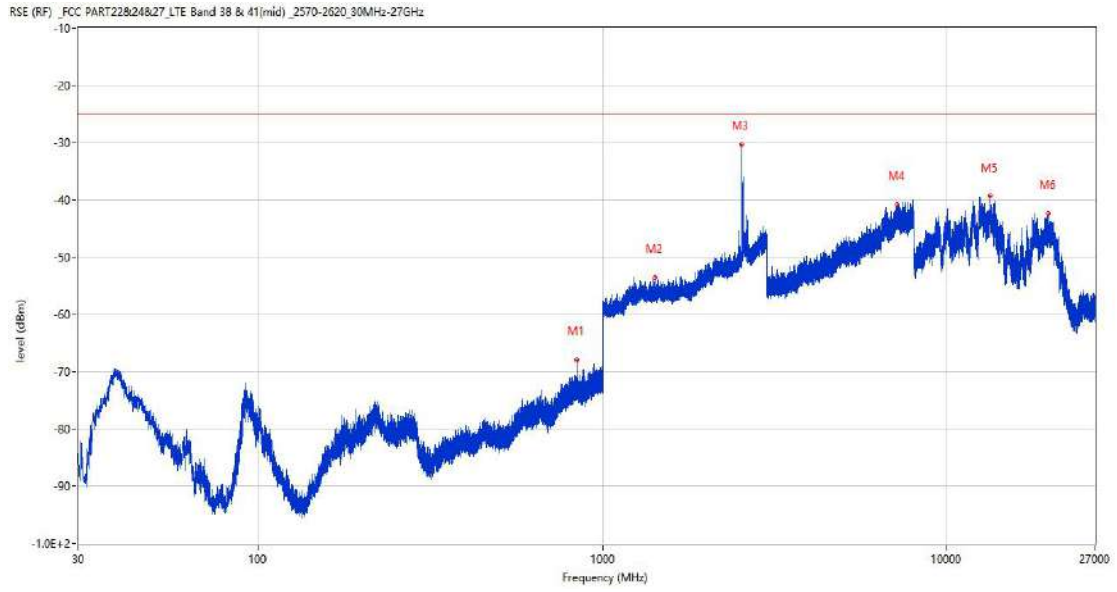
| Frequency (MHz) | Result (dBm) | Factor (dB) | PK Limit (dBm) | Margin (dB) | Table (o) | ANT        | EUT      | Verdict |
|-----------------|--------------|-------------|----------------|-------------|-----------|------------|----------|---------|
| 1424.600        | -53.81       | -1.31       | -25.0          | 28.81       | 1.00      | Horizontal | Vertical | Pass    |
| 2564.000        | -29.40       | 7.96        | -25.0          | 4.40        | 101.00    | Horizontal | Vertical | N/A     |
| 2973.500        | -44.15       | 10.42       | -25.0          | 19.15       | 1.00      | Horizontal | Vertical | Pass    |
| 7248.000        | -40.18       | 14.62       | -25.0          | 15.18       | 287.00    | Horizontal | Vertical | Pass    |
| 11993.088       | -39.55       | 13.85       | -25.0          | 14.55       | 87.00     | Horizontal | Vertical | Pass    |
| 17929.386       | -42.35       | 13.60       | -25.0          | 17.35       | 3.00      | Horizontal | Vertical | Pass    |

RSE-V&VCH37850 20M RB1 LOW CH38048 20M RB1 HIGH



| Frequency (MHz) | Result (dBm) | Factor (dB) | PK Limit (dBm) | Margin (dB) | Table (o) | ANT      | EUT      | Verdict |
|-----------------|--------------|-------------|----------------|-------------|-----------|----------|----------|---------|
| 1238.400        | -53.72       | -1.73       | -25.0          | 28.72       | 1.00      | Vertical | Vertical | Pass    |
| 2562.000        | -26.85       | 7.94        | -25.0          | 1.85        | 83.00     | Vertical | Vertical | N/A     |
| 2646.900        | -40.03       | 7.99        | -25.0          | 15.03       | 83.00     | Vertical | Vertical | N/A     |
| 7238.250        | -39.72       | 14.47       | -25.0          | 14.72       | 286.00    | Vertical | Vertical | Pass    |
| 12712.950       | -39.92       | 14.77       | -25.0          | 14.92       | 120.00    | Vertical | Vertical | Pass    |
| 17794.464       | -42.61       | 12.86       | -25.0          | 17.61       | 271.00    | Vertical | Vertical | Pass    |

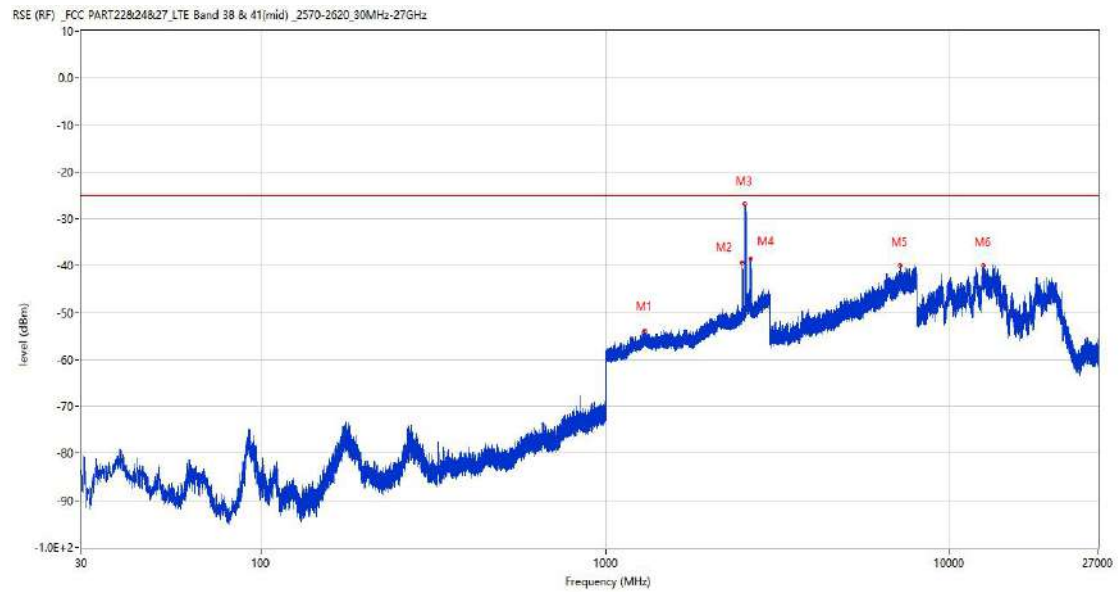
RSE-V&HCH37850 20M RB1 LOW CH38048 20M RB1 HIGH



| Frequency (MHz) | Result (dBm) | Factor (dB) | PK Limit (dBm) | Margin (dB) | Table (o) | ANT      | EUT        | Verdict |
|-----------------|--------------|-------------|----------------|-------------|-----------|----------|------------|---------|
| 839.998         | -67.95       | -0.14       | -25.0          | 42.95       | 299.00    | Vertical | Horizontal | Pass    |
| 1418.800        | -53.53       | -1.46       | -25.0          | 28.53       | 1.00      | Vertical | Horizontal | Pass    |
| 2534.300        | -30.31       | 5.36        | -25.0          | 5.31        | 42.00     | Vertical | Horizontal | N/A     |
| 7178.250        | -40.89       | 14.07       | -25.0          | 15.89       | 266.00    | Vertical | Horizontal | Pass    |
| 13394.962       | -39.33       | 16.96       | -25.0          | 14.33       | 133.00    | Vertical | Horizontal | Pass    |
| 19775.250       | -42.34       | 12.94       | -25.0          | 17.34       | 1.00      | Vertical | Horizontal | Pass    |

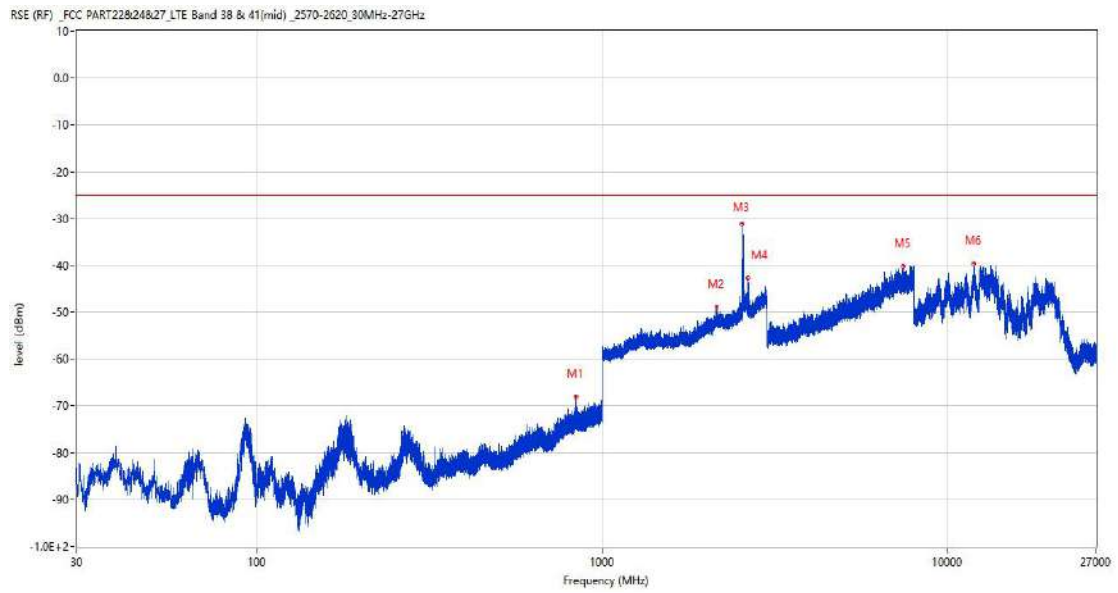
21.5 CA\_38C 20MHz+20MHz, QPSK, Middle Channel

RSE-H&H CH37901 20M RB1 LOW CH38099 20M RB1 HIGH



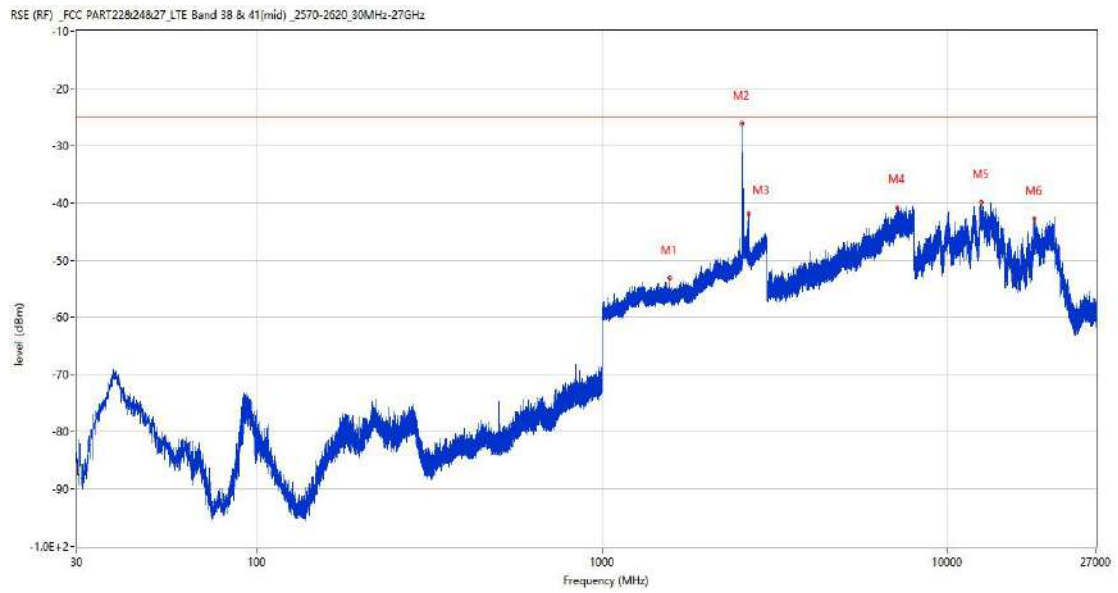
| Frequency (MHz) | Result (dBm) | Factor (dB) | PK Limit (dBm) | Margin (dB) | Table (o) | ANT        | EUT        | Verdict |
|-----------------|--------------|-------------|----------------|-------------|-----------|------------|------------|---------|
| 1304.600        | -53.71       | -0.82       | -25.0          | 28.71       | 2.00      | Horizontal | Horizontal | Pass    |
| 2501.600        | -39.39       | 5.18        | -25.0          | 14.39       | 143.00    | Horizontal | Horizontal | Pass    |
| 2539.500        | -26.87       | 5.82        | -25.0          | 1.87        | 143.00    | Horizontal | Horizontal | N/A     |
| 2643.700        | -38.48       | 7.49        | -25.0          | 13.48       | 156.00    | Horizontal | Horizontal | N/A     |
| 7200.500        | -39.93       | 14.43       | -25.0          | 14.93       | 185.00    | Horizontal | Horizontal | Pass    |
| 12545.512       | -39.98       | 13.99       | -25.0          | 14.98       | 61.00     | Horizontal | Horizontal | Pass    |

RSE-H&V CH37901 20M RB1 LOW CH38099 20M RB1 HIGH



| Frequency (MHz) | Result (dBm) | Factor (dB) | PK Limit (dBm) | Margin (dB) | Table (o) | ANT        | EUT      | Verdict |
|-----------------|--------------|-------------|----------------|-------------|-----------|------------|----------|---------|
| 839.998         | -68.02       | -0.14       | -25.0          | 43.02       | 360.00    | Horizontal | Vertical | Pass    |
| 2142.800        | -48.91       | 3.41        | -25.0          | 23.91       | 1.00      | Horizontal | Vertical | Pass    |
| 2539.400        | -31.00       | 5.81        | -25.0          | 6.00        | 91.00     | Horizontal | Vertical | N/A     |
| 2641.200        | -42.81       | 6.90        | -25.0          | 17.81       | 156.00    | Horizontal | Vertical | N/A     |
| 7475.750        | -40.30       | 14.10       | -25.0          | 15.30       | 0.00      | Horizontal | Vertical | Pass    |
| 11949.862       | -39.58       | 14.01       | -25.0          | 14.58       | 196.00    | Horizontal | Vertical | Pass    |

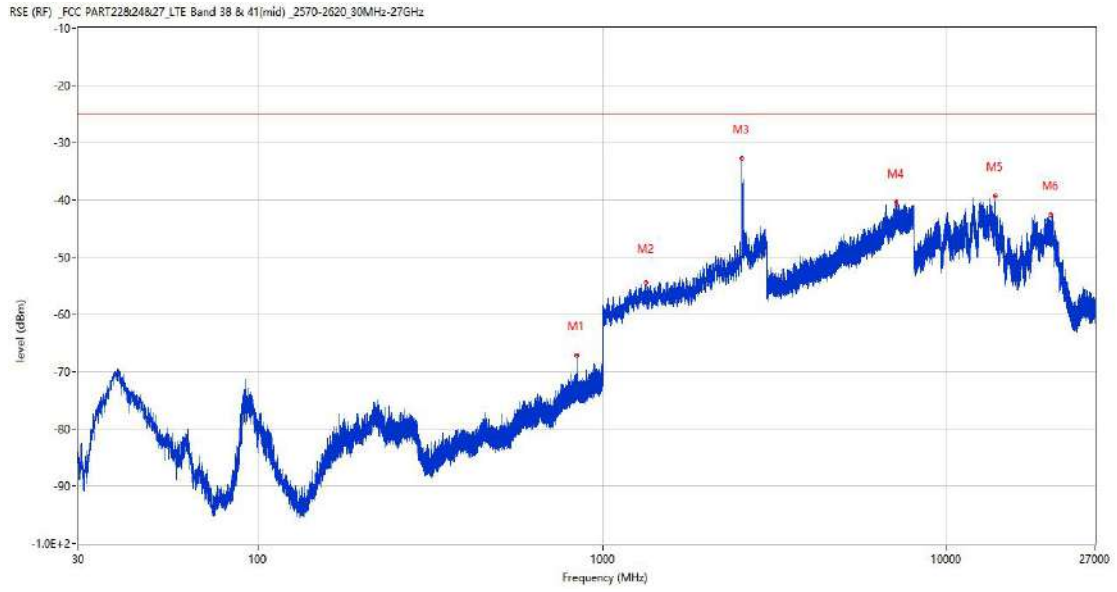
RSE-V&V CH37901 20M RB1 LOW CH38099 20M RB1 HIGH



| Frequency (MHz) | Result (dBm) | Factor (dB) | PK Limit (dBm) | Margin (dB) | Table (o) | ANT      | EUT      | Verdict |
|-----------------|--------------|-------------|----------------|-------------|-----------|----------|----------|---------|
| 1565.300        | -53.15       | -1.31       | -25.0          | 28.15       | 158.00    | Vertical | Vertical | Pass    |
| 2539.400        | -26.16       | 5.81        | -25.0          | 1.16        | 70.00     | Vertical | Vertical | N/A     |
| 2652.200        | -41.85       | 7.00        | -25.0          | 16.85       | 57.00     | Vertical | Vertical | N/A     |
| 7149.750        | -40.83       | 13.72       | -25.0          | 15.83       | 360.00    | Vertical | Vertical | Pass    |
| 12574.725       | -39.90       | 14.05       | -25.0          | 14.90       | 341.00    | Vertical | Vertical | Pass    |
| 17925.974       | -42.80       | 13.51       | -25.0          | 17.80       | 93.00     | Vertical | Vertical | Pass    |



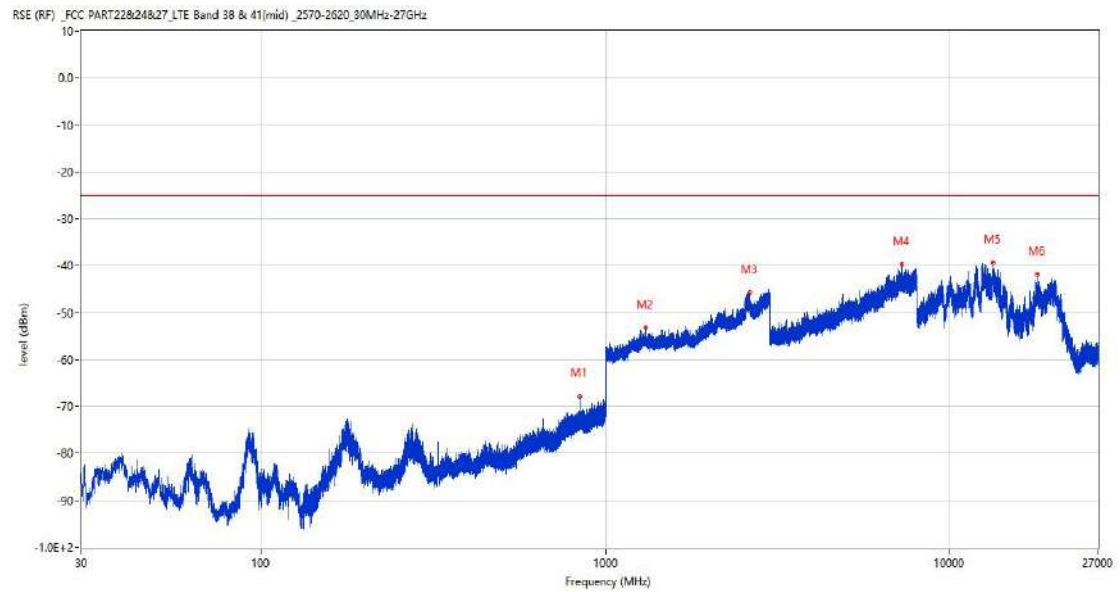
RSE-V&H CH37901 20M RB1 LOW CH38099 20M RB1 HIGH



| Frequency (MHz) | Result (dBm) | Factor (dB) | PK Limit (dBm) | Margin (dB) | Table (o) | ANT      | EUT        | Verdict |
|-----------------|--------------|-------------|----------------|-------------|-----------|----------|------------|---------|
| 839.998         | -67.09       | -0.14       | -25.0          | 42.09       | 149.00    | Vertical | Horizontal | Pass    |
| 1336.900        | -54.42       | -1.58       | -25.0          | 29.42       | 299.00    | Vertical | Horizontal | Pass    |
| 2539.300        | -32.70       | 5.81        | -25.0          | 7.70        | 1.00      | Vertical | Horizontal | N/A     |
| 7158.750        | -40.36       | 13.85       | -25.0          | 15.36       | 0.00      | Vertical | Horizontal | Pass    |
| 13805.776       | -39.31       | 16.87       | -25.0          | 14.31       | 343.00    | Vertical | Horizontal | Pass    |
| 20123.099       | -42.50       | 12.96       | -25.0          | 17.50       | 163.00    | Vertical | Horizontal | Pass    |

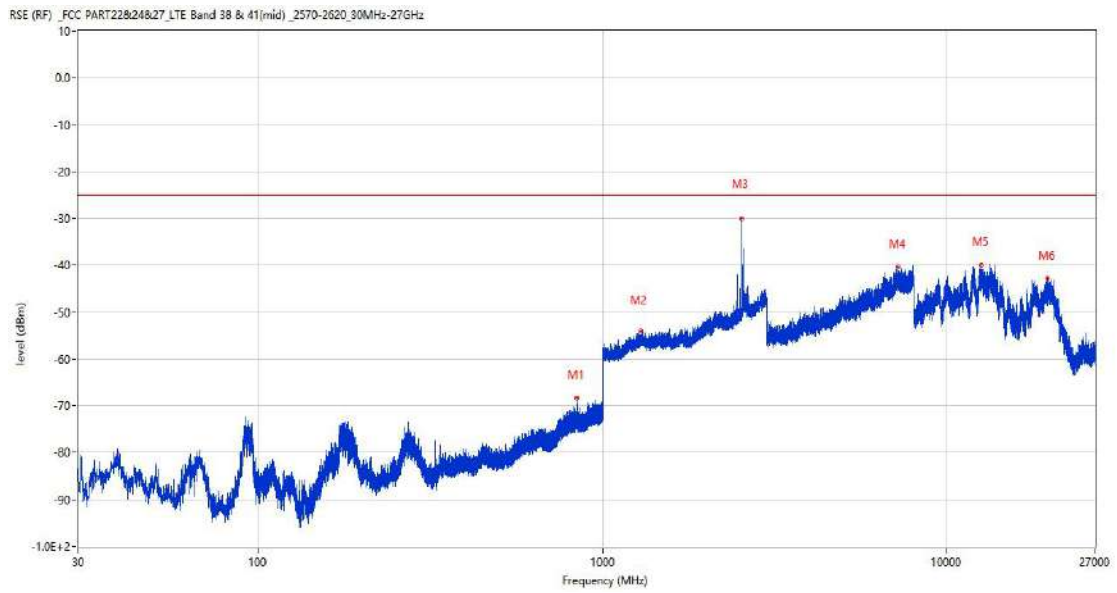
## 21.6 CA\_38C 20MHz+20MHz, QPSK, High Channel

RSE-H&H CH37952 20M RB1 LOW CH38150 20M RB1 HIGH



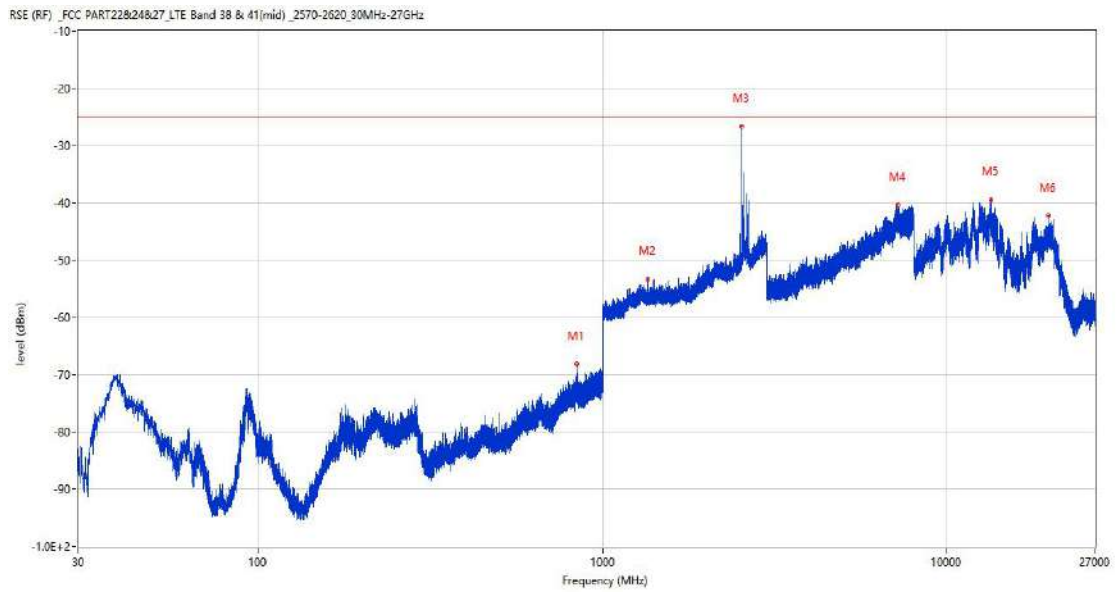
| Frequency (MHz) | Result (dBm) | Factor (dB) | PK Limit (dBm) | Margin (dB) | Table (o) | ANT        | EUT        | Verdict |
|-----------------|--------------|-------------|----------------|-------------|-----------|------------|------------|---------|
| 839.998         | -67.79       | -0.14       | -25.0          | 42.79       | 19.00     | Horizontal | Horizontal | Pass    |
| 1309.100        | -53.18       | -0.89       | -25.0          | 28.18       | 252.00    | Horizontal | Horizontal | Pass    |
| 2625.400        | -45.63       | 8.49        | -25.0          | 20.63       | 109.00    | Horizontal | Horizontal | N/A     |
| 7270.750        | -39.76       | 14.59       | -25.0          | 14.76       | 274.00    | Horizontal | Horizontal | Pass    |
| 13377.375       | -39.25       | 16.80       | -25.0          | 14.25       | 94.00     | Horizontal | Horizontal | Pass    |
| 17928.073       | -41.81       | 13.56       | -25.0          | 16.81       | 267.00    | Horizontal | Horizontal | Pass    |

RSE-H&V CH37952 20M RB1 LOW CH38150 20M RB1 HIGH



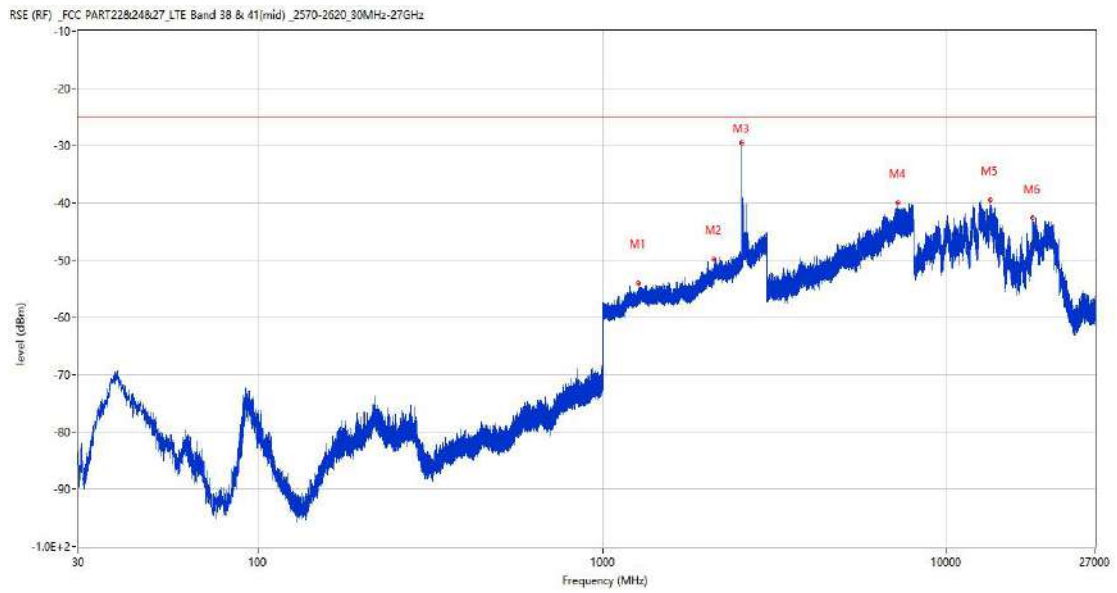
| Frequency (MHz) | Result (dBm) | Factor (dB) | PK Limit (dBm) | Margin (dB) | Table (o) | ANT        | EUT      | Verdict |
|-----------------|--------------|-------------|----------------|-------------|-----------|------------|----------|---------|
| 839.998         | -68.27       | -0.14       | -25.0          | 43.27       | 199.00    | Horizontal | Vertical | Pass    |
| 1297.200        | -54.10       | -0.94       | -25.0          | 29.10       | 21.00     | Horizontal | Vertical | Pass    |
| 2544.400        | -29.91       | 5.66        | -25.0          | 4.91        | 99.00     | Horizontal | Vertical | N/A     |
| 7234.500        | -40.37       | 14.41       | -25.0          | 15.37       | 263.00    | Horizontal | Vertical | Pass    |
| 12610.825       | -39.86       | 14.20       | -25.0          | 14.86       | 330.00    | Horizontal | Vertical | Pass    |
| 19652.850       | -42.89       | 12.93       | -25.0          | 17.89       | 63.00     | Horizontal | Vertical | Pass    |

RSE-V&V CH37952 20M RB1 LOW CH38150 20M RB1 HIGH



| Frequency (MHz) | Result (dBm) | Factor (dB) | PK Limit (dBm) | Margin (dB) | Table (o) | ANT      | EUT      | Verdict |
|-----------------|--------------|-------------|----------------|-------------|-----------|----------|----------|---------|
| 839.998         | -68.20       | -0.14       | -25.0          | 43.20       | 116.00    | Vertical | Vertical | Pass    |
| 1358.200        | -53.38       | -1.68       | -25.0          | 28.38       | 99.00     | Vertical | Vertical | Pass    |
| 2544.400        | -26.68       | 5.66        | -25.0          | 1.68        | 150.00    | Vertical | Vertical | N/A     |
| 7243.000        | -40.39       | 14.55       | -25.0          | 15.39       | 283.00    | Vertical | Vertical | Pass    |
| 13410.187       | -39.45       | 16.79       | -25.0          | 14.45       | 257.00    | Vertical | Vertical | Pass    |
| 19766.249       | -42.27       | 12.94       | -25.0          | 17.27       | 1.00      | Vertical | Vertical | Pass    |

RSE-V&H CH37952 20M RB1 LOW CH38150 20M RB1 HIGH

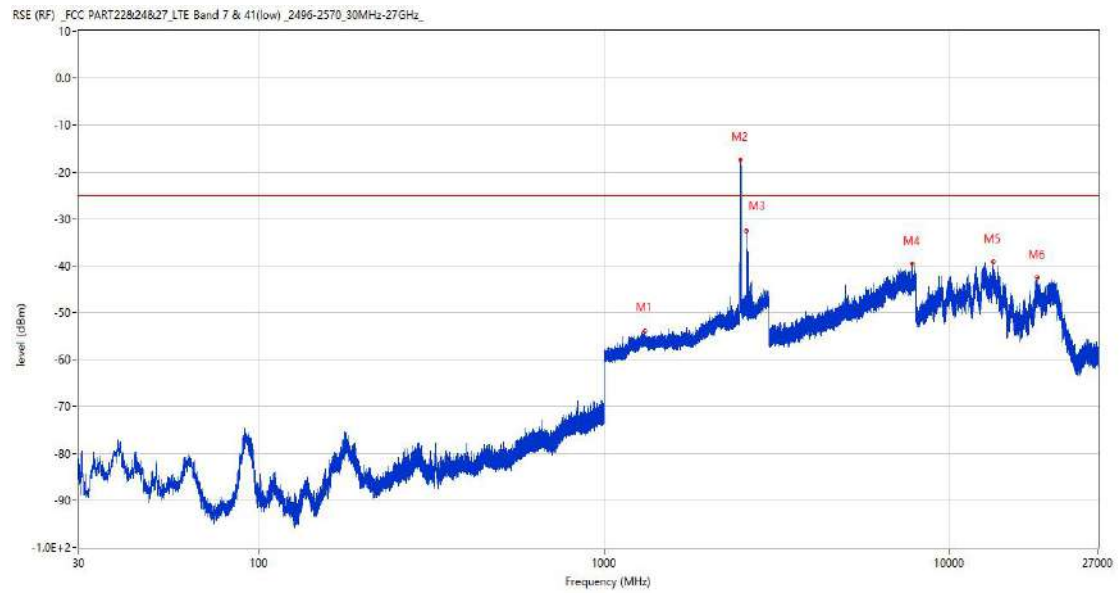


| Frequency (MHz) | Result (dBm) | Factor (dB) | PK Limit (dBm) | Margin (dB) | Table (o) | ANT      | EUT        | Verdict |
|-----------------|--------------|-------------|----------------|-------------|-----------|----------|------------|---------|
| 1270.500        | -54.11       | -1.53       | -25.0          | 29.11       | 50.00     | Vertical | Horizontal | Pass    |
| 2110.900        | -49.81       | 2.73        | -25.0          | 24.81       | 2.00      | Vertical | Horizontal | Pass    |
| 2544.500        | -29.43       | 5.64        | -25.0          | 4.43        | 35.00     | Vertical | Horizontal | N/A     |
| 7242.500        | -39.99       | 14.56       | -25.0          | 14.99       | 99.00     | Vertical | Horizontal | Pass    |
| 13354.276       | -39.42       | 16.58       | -25.0          | 14.42       | 0.00      | Vertical | Horizontal | Pass    |
| 17806.012       | -42.58       | 13.04       | -25.0          | 17.58       | 0.00      | Vertical | Horizontal | Pass    |

22 CA\_41C

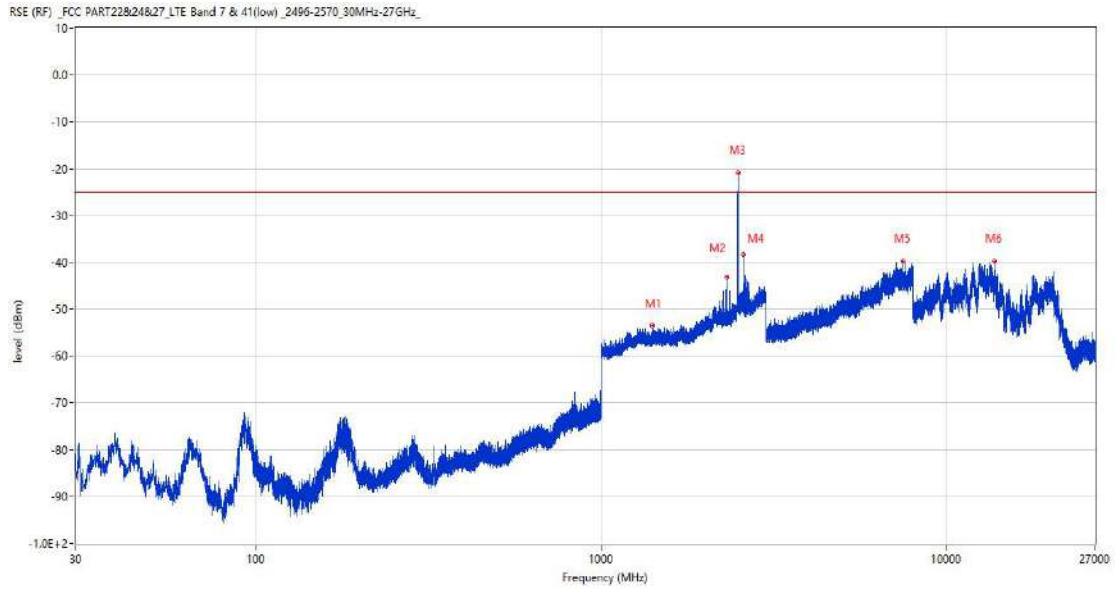
22.1 CA\_41C 20MHz+5MHz, QPSK, Low Channel

RSE-H&H CH39750 20M RB1 LOW CH39867 5M RB1 HIGH



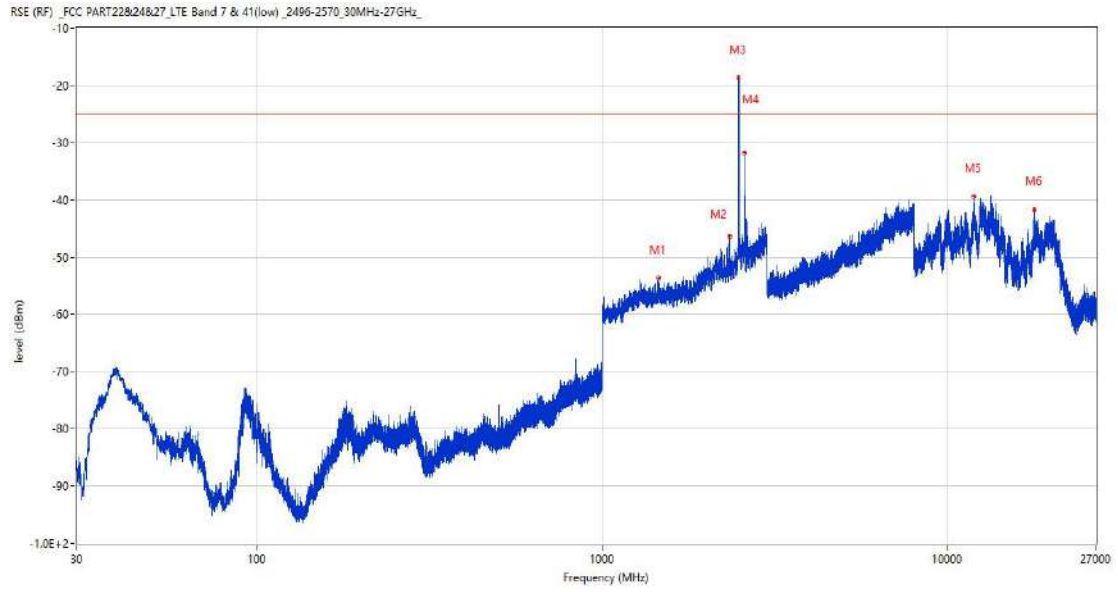
| Frequency (MHz) | Result (dBm) | Factor (dB) | PK Limit (dBm) | Margin (dB) | Table (o) | ANT        | EUT        | Verdict |
|-----------------|--------------|-------------|----------------|-------------|-----------|------------|------------|---------|
| 1311.700        | -53.83       | -1.04       | -25.0          | 28.83       | 136.00    | Horizontal | Horizontal | Pass    |
| 2485.700        | -17.44       | 6.33        | -25.0          | -7.56       | 136.00    | Horizontal | Horizontal | N/A     |
| 2583.800        | -32.50       | 6.80        | -25.0          | 7.50        | 142.00    | Horizontal | Horizontal | N/A     |
| 7814.250        | -39.53       | 15.28       | -25.0          | 14.53       | 325.00    | Horizontal | Horizontal | Pass    |
| 13371.338       | -39.27       | 16.74       | -25.0          | 14.27       | 78.00     | Horizontal | Horizontal | Pass    |
| 17981.100       | -42.51       | 13.32       | -25.0          | 17.51       | 317.00    | Horizontal | Horizontal | Pass    |

RSE-H&V CH39750 20M RB1 LOW CH39867 5M RB1 HIGH



| Frequency (MHz) | Result (dBm) | Factor (dB) | PK Limit (dBm) | Margin (dB) | Table (o) | ANT        | EUT      | Verdict |
|-----------------|--------------|-------------|----------------|-------------|-----------|------------|----------|---------|
| 1407.400        | -53.54       | -1.46       | -25.0          | 28.54       | 1.00      | Horizontal | Vertical | Pass    |
| 2312.200        | -43.17       | 2.52        | -25.0          | 18.17       | 182.00    | Horizontal | Vertical | Pass    |
| 2489.100        | -20.99       | 6.79        | -25.0          | -4.01       | 131.00    | Horizontal | Vertical | N/A     |
| 2590.500        | -38.43       | 6.47        | -25.0          | 13.43       | 214.00    | Horizontal | Vertical | N/A     |
| 7504.250        | -39.80       | 13.75       | -25.0          | 14.80       | 309.00    | Horizontal | Vertical | Pass    |
| 13789.500       | -39.82       | 16.31       | -25.0          | 14.82       | 133.00    | Horizontal | Vertical | Pass    |

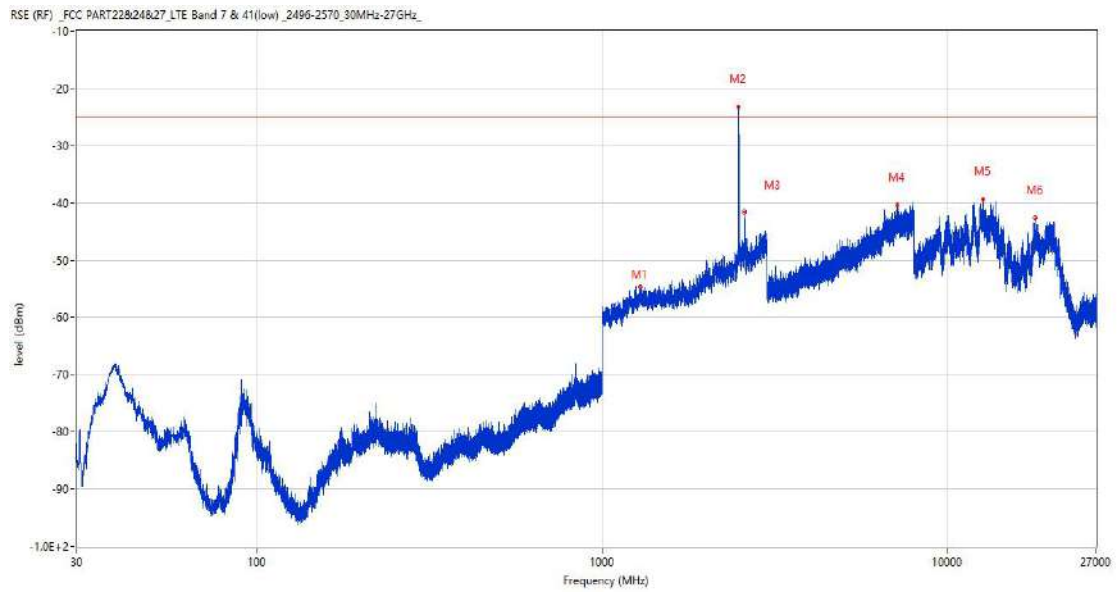
RSE-V&V CH39750 20M RB1 LOW CH39867 5M RB1 HIGH



| Frequency (MHz) | Result (dBm) | Factor (dB) | PK Limit (dBm) | Margin (dB) | Table (o) | ANT      | EUT      | Verdict |
|-----------------|--------------|-------------|----------------|-------------|-----------|----------|----------|---------|
| 1451.600        | -53.71       | -1.27       | -25.0          | 28.71       | 1.00      | Vertical | Vertical | Pass    |
| 2346.500        | -46.28       | 3.68        | -25.0          | 21.28       | 17.00     | Vertical | Vertical | Pass    |
| 2484.800        | -18.69       | 5.73        | -25.0          | -6.31       | 75.00     | Vertical | Vertical | N/A     |
| 2583.800        | -31.74       | 6.80        | -25.0          | 6.74        | 68.00     | Vertical | Vertical | N/A     |
| 11956.987       | -39.42       | 13.98       | -25.0          | 14.42       | 349.00    | Vertical | Vertical | Pass    |
| 17927.551       | -41.74       | 13.55       | -25.0          | 16.74       | 144.00    | Vertical | Vertical | Pass    |



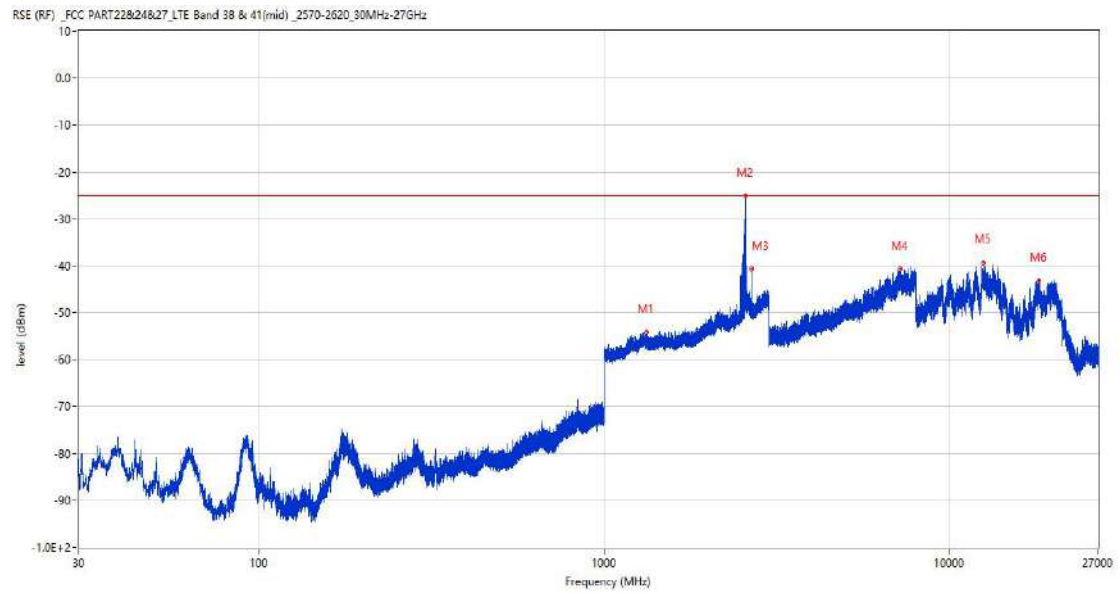
RSE-V&H CH39750 20M RB1 LOW CH39867 5M RB1 HIGH



| Frequency (MHz) | Result (dBm) | Factor (dB) | PK Limit (dBm) | Margin (dB) | Table (o) | ANT      | EUT        | Verdict |
|-----------------|--------------|-------------|----------------|-------------|-----------|----------|------------|---------|
| 1290.400        | -54.66       | -1.17       | -25.0          | 29.66       | 94.00     | Vertical | Horizontal | Pass    |
| 2487.200        | -23.25       | 6.77        | -25.0          | -1.75       | 3.00      | Vertical | Horizontal | N/A     |
| 2587.100        | -41.50       | 6.54        | -25.0          | 16.50       | 42.00     | Vertical | Horizontal | N/A     |
| 7147.000        | -40.46       | 13.79       | -25.0          | 15.46       | 29.00     | Vertical | Horizontal | Pass    |
| 12726.013       | -39.43       | 14.75       | -25.0          | 14.43       | 258.00    | Vertical | Horizontal | Pass    |
| 17951.699       | -42.68       | 14.05       | -25.0          | 17.68       | 3.00      | Vertical | Horizontal | Pass    |

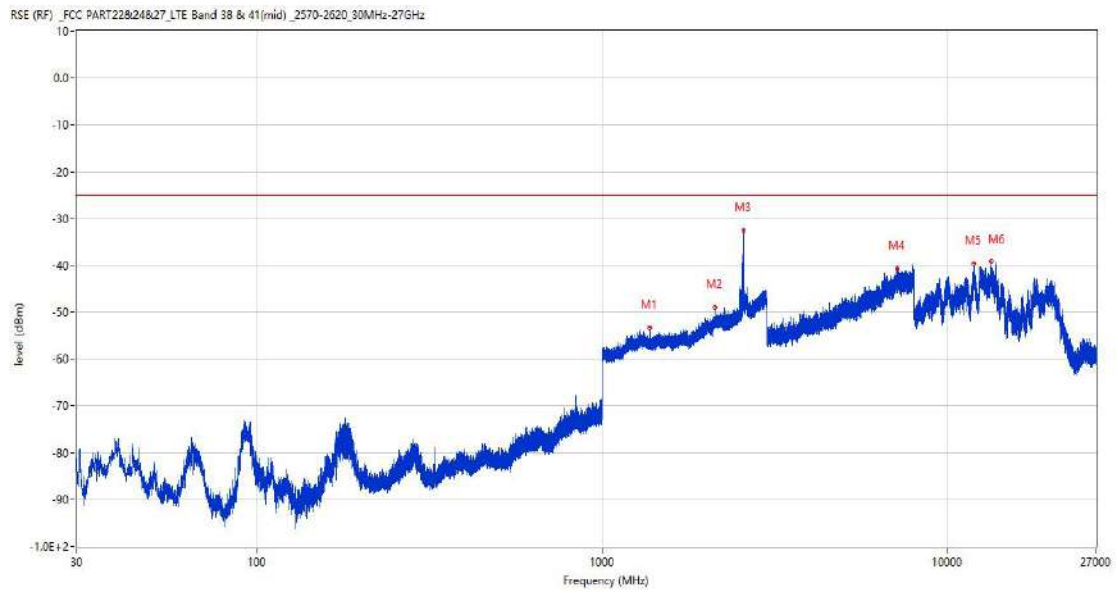
## 22.2 CA\_41C 20MHz+5MHz, QPSK, Middle Channel

RSE-H&H CH40595 20M RB1 LOW CH40712 5M RB1 HIGH



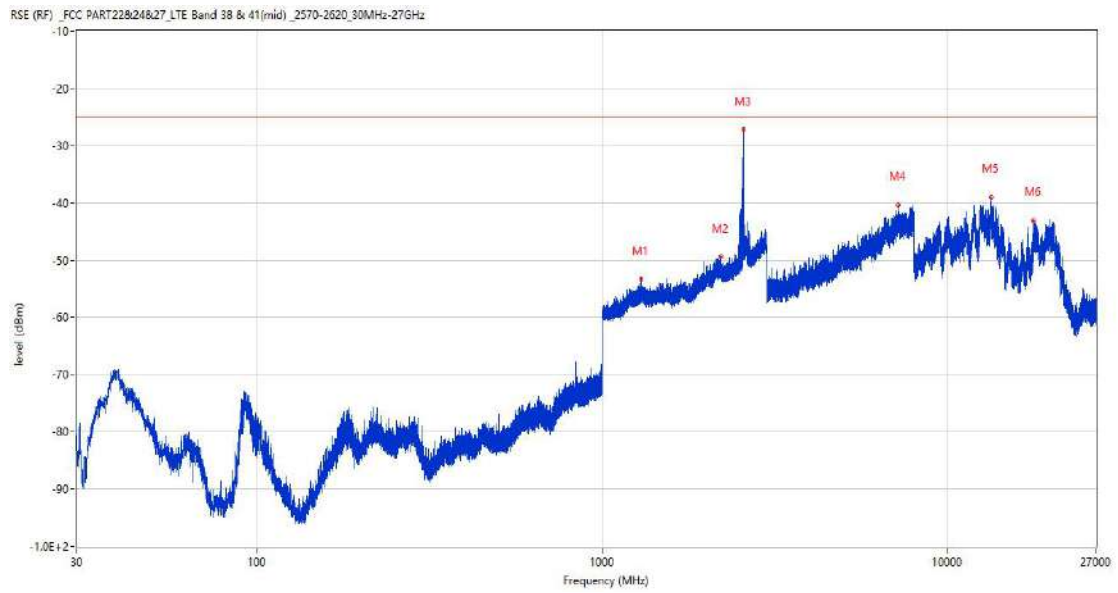
| Frequency (MHz) | Result (dBm) | Factor (dB) | PK Limit (dBm) | Margin (dB) | Table (o) | ANT        | EUT        | Verdict |
|-----------------|--------------|-------------|----------------|-------------|-----------|------------|------------|---------|
| 1327.900        | -54.21       | -1.42       | -25.0          | 29.21       | 355.00    | Horizontal | Horizontal | Pass    |
| 2564.100        | -25.02       | 7.96        | -25.0          | 0.02        | 156.00    | Horizontal | Horizontal | N/A     |
| 2674.400        | -40.71       | 6.79        | -25.0          | 15.71       | 137.00    | Horizontal | Horizontal | Pass    |
| 7193.500        | -40.57       | 14.35       | -25.0          | 15.57       | 120.00    | Horizontal | Horizontal | Pass    |
| 12600.375       | -39.29       | 14.18       | -25.0          | 14.29       | 327.00    | Horizontal | Horizontal | Pass    |
| 18186.301       | -43.22       | 12.86       | -25.0          | 18.22       | 360.00    | Horizontal | Horizontal | Pass    |

RSE-H&V CH40595 20M RB1 LOW CH40712 5M RB1 HIGH



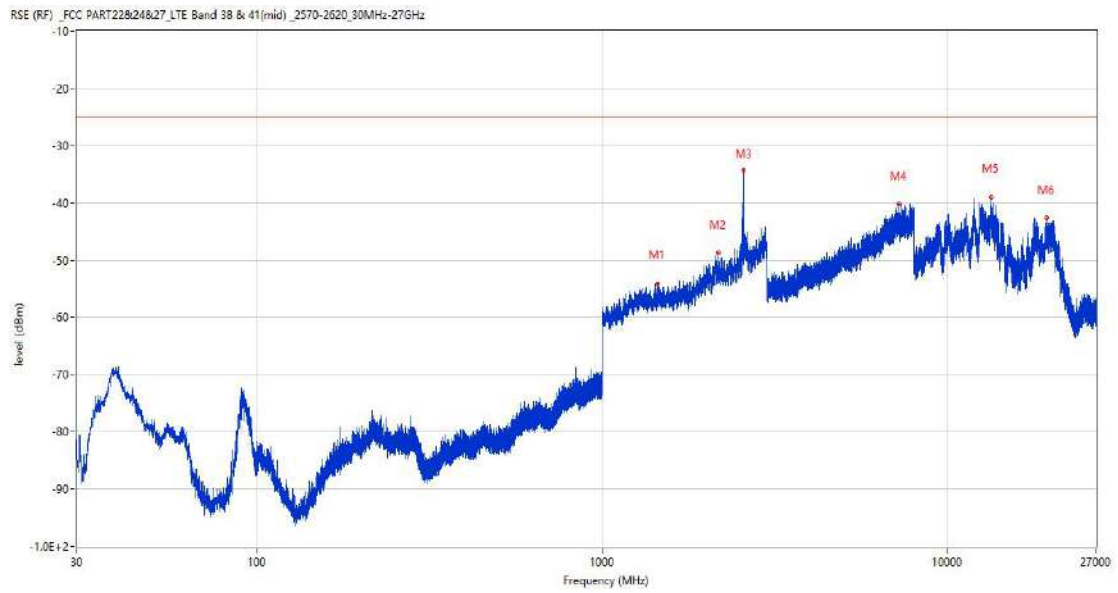
| Frequency (MHz) | Result (dBm) | Factor (dB) | PK Limit (dBm) | Margin (dB) | Table (o) | ANT        | EUT      | Verdict |
|-----------------|--------------|-------------|----------------|-------------|-----------|------------|----------|---------|
| 1372.400        | -53.31       | -1.60       | -25.0          | 28.31       | 267.00    | Horizontal | Vertical | Pass    |
| 2123.300        | -49.04       | 2.93        | -25.0          | 24.04       | 227.00    | Horizontal | Vertical | Pass    |
| 2564.100        | -32.55       | 7.96        | -25.0          | 7.55        | 155.00    | Horizontal | Vertical | N/A     |
| 7153.250        | -40.70       | 13.76       | -25.0          | 15.70       | 353.00    | Horizontal | Vertical | Pass    |
| 11916.137       | -39.70       | 13.96       | -25.0          | 14.70       | 348.00    | Horizontal | Vertical | Pass    |
| 13372.650       | -39.12       | 16.75       | -25.0          | 14.12       | 40.00     | Horizontal | Vertical | Pass    |

RSE-V&V CH40595 20M RB1 LOW CH40712 5M RB1 HIGH



| Frequency (MHz) | Result (dBm) | Factor (dB) | PK Limit (dBm) | Margin (dB) | Table (o) | ANT      | EUT      | Verdict |
|-----------------|--------------|-------------|----------------|-------------|-----------|----------|----------|---------|
| 1294.500        | -53.36       | -1.08       | -25.0          | 28.36       | 60.00     | Vertical | Vertical | Pass    |
| 2205.700        | -49.44       | 3.38        | -25.0          | 24.44       | 210.00    | Vertical | Vertical | Pass    |
| 2563.900        | -27.22       | 7.95        | -25.0          | 2.22        | 148.00    | Vertical | Vertical | N/A     |
| 7186.500        | -40.46       | 14.24       | -25.0          | 15.46       | 202.00    | Vertical | Vertical | Pass    |
| 13379.474       | -39.01       | 16.82       | -25.0          | 14.01       | 341.00    | Vertical | Vertical | Pass    |
| 17793.937       | -43.10       | 12.82       | -25.0          | 18.10       | 292.00    | Vertical | Vertical | Pass    |

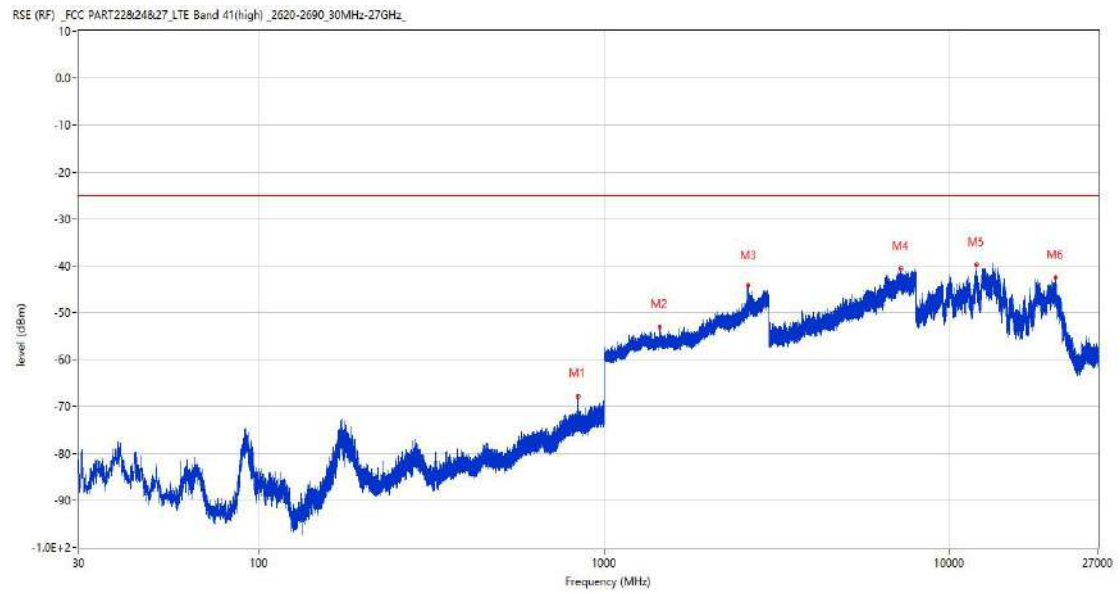
RSE-V&H CH40595 20M RB1 LOW CH40712 5M RB1 HIGH



| Frequency (MHz) | Result (dBm) | Factor (dB) | PK Limit (dBm) | Margin (dB) | Table (o) | ANT      | EUT        | Verdict |
|-----------------|--------------|-------------|----------------|-------------|-----------|----------|------------|---------|
| 1451.300        | -54.13       | -1.22       | -25.0          | 29.13       | 54.00     | Vertical | Horizontal | Pass    |
| 2176.800        | -48.77       | 2.90        | -25.0          | 23.77       | 275.00    | Vertical | Horizontal | Pass    |
| 2564.000        | -34.29       | 7.96        | -25.0          | 9.29        | 10.00     | Vertical | Horizontal | N/A     |
| 7248.000        | -40.31       | 14.62       | -25.0          | 15.31       | 0.00      | Vertical | Horizontal | Pass    |
| 13406.513       | -39.00       | 16.87       | -25.0          | 14.00       | 3.00      | Vertical | Horizontal | Pass    |
| 19418.849       | -42.64       | 12.92       | -25.0          | 17.64       | 233.00    | Vertical | Horizontal | Pass    |

### 22.3 CA\_41C 20MHz+5MHz, QPSK, High Channel

RSE-H&H CH41440 20M RB1 LOW CH41557 5M RB1 HIGH



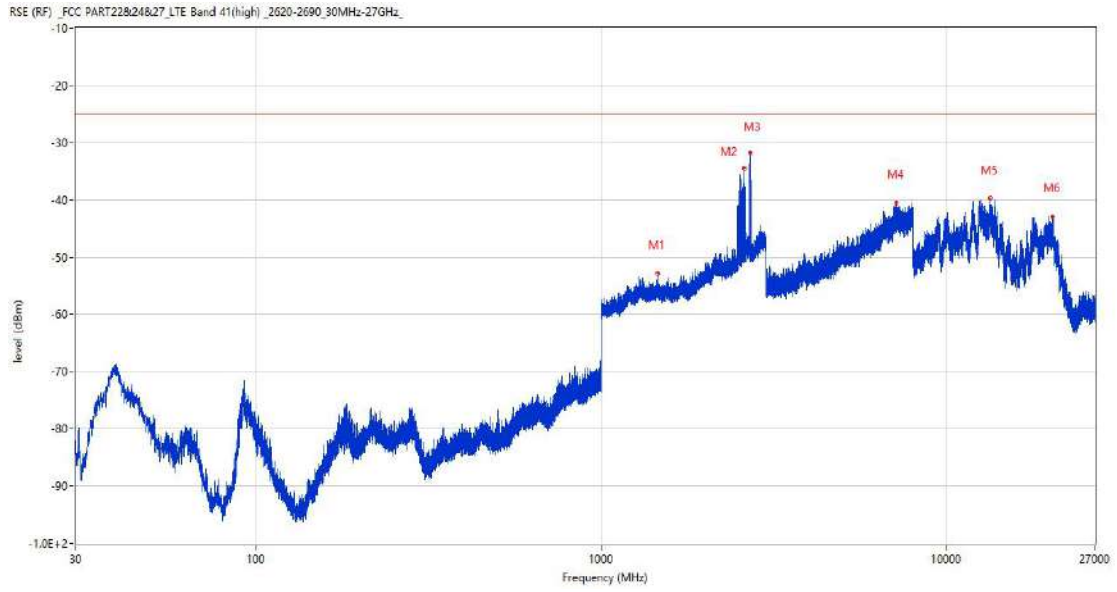
| Frequency (MHz) | Result (dBm) | Factor (dB) | PK Limit (dBm) | Margin (dB) | Table (o) | ANT        | EUT        | Verdict |
|-----------------|--------------|-------------|----------------|-------------|-----------|------------|------------|---------|
| 839.998         | -67.87       | -0.14       | -25.0          | 42.87       | 154.00    | Horizontal | Horizontal | Pass    |
| 1445.200        | -53.01       | -1.15       | -25.0          | 28.01       | 79.00     | Horizontal | Horizontal | Pass    |
| 2609.100        | -44.09       | 6.22        | -25.0          | 19.09       | 2.00      | Horizontal | Horizontal | N/A     |
| 7229.750        | -40.71       | 14.32       | -25.0          | 15.71       | 57.00     | Horizontal | Horizontal | Pass    |
| 11989.049       | -39.87       | 13.86       | -25.0          | 14.87       | 266.00    | Horizontal | Horizontal | Pass    |
| 20349.450       | -42.50       | 12.97       | -25.0          | 17.50       | 322.00    | Horizontal | Horizontal | Pass    |

RSE-H&V CH41440 20M RB1 LOW CH41557 5M RB1 HIGH



| Frequency (MHz) | Result (dBm) | Factor (dB) | PK Limit (dBm) | Margin (dB) | Table (o) | ANT        | EUT      | Verdict |
|-----------------|--------------|-------------|----------------|-------------|-----------|------------|----------|---------|
| 1297.000        | -53.89       | -0.85       | -25.0          | 28.89       | 257.00    | Horizontal | Vertical | Pass    |
| 2588.600        | -35.50       | 5.75        | -25.0          | 10.50       | 95.00     | Horizontal | Vertical | Pass    |
| 2697.700        | -30.25       | 8.15        | -25.0          | 5.25        | 154.00    | Horizontal | Vertical | N/A     |
| 7126.250        | -39.71       | 13.80       | -25.0          | 14.71       | 194.00    | Horizontal | Vertical | Pass    |
| 13422.000       | -39.94       | 16.53       | -25.0          | 14.94       | 317.00    | Horizontal | Vertical | Pass    |
| 18193.500       | -41.77       | 12.86       | -25.0          | 16.77       | 1.00      | Horizontal | Vertical | Pass    |

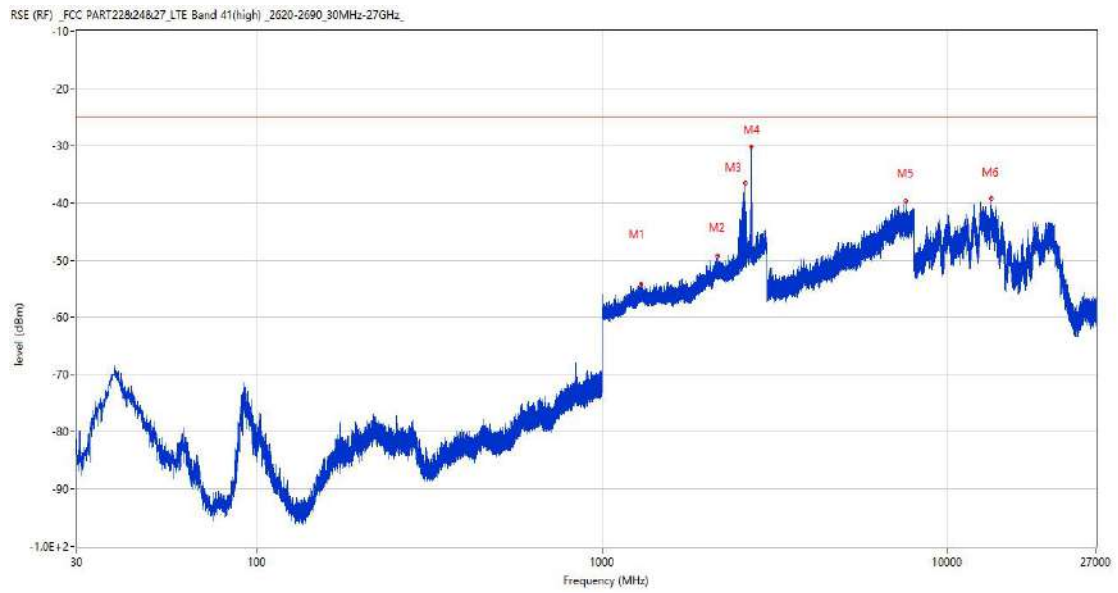
RSE-V&V CH41440 20M RB1 LOW CH41557 5M RB1 HIGH



| Frequency (MHz) | Result (dBm) | Factor (dB) | PK Limit (dBm) | Margin (dB) | Table (o) | ANT      | EUT      | Verdict |
|-----------------|--------------|-------------|----------------|-------------|-----------|----------|----------|---------|
| 1454.000        | -52.81       | -1.16       | -25.0          | 27.81       | 132.00    | Vertical | Vertical | Pass    |
| 2603.200        | -34.39       | 5.83        | -25.0          | 9.39        | 48.00     | Vertical | Vertical | N/A     |
| 2701.600        | -31.76       | 7.16        | -25.0          | 6.76        | 61.00     | Vertical | Vertical | N/A     |
| 7145.500        | -40.50       | 13.76       | -25.0          | 15.50       | 40.00     | Vertical | Vertical | Pass    |
| 13391.549       | -39.75       | 16.93       | -25.0          | 14.75       | 360.00    | Vertical | Vertical | Pass    |
| 20359.801       | -42.93       | 12.97       | -25.0          | 17.93       | 86.00     | Vertical | Vertical | Pass    |



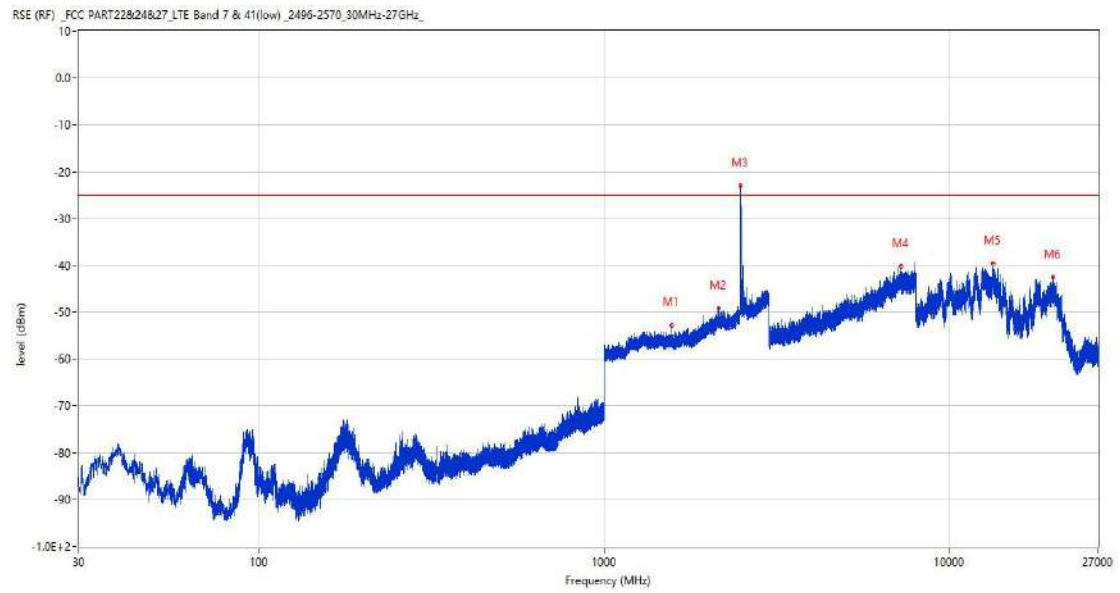
RSE-V&H CH41440 20M RB1 LOW CH41557 5M RB1 HIGH



| Frequency (MHz) | Result (dBm) | Factor (dB) | PK Limit (dBm) | Margin (dB) | Table (o) | ANT      | EUT        | Verdict |
|-----------------|--------------|-------------|----------------|-------------|-----------|----------|------------|---------|
| 1299.700        | -54.21       | -0.92       | -25.0          | 29.21       | 347.00    | Vertical | Horizontal | Pass    |
| 2155.100        | -49.17       | 3.27        | -25.0          | 24.17       | 154.00    | Vertical | Horizontal | Pass    |
| 2598.200        | -36.55       | 6.49        | -25.0          | 11.55       | 35.00     | Vertical | Horizontal | N/A     |
| 2701.000        | -30.15       | 7.14        | -25.0          | 5.15        | 113.00    | Vertical | Horizontal | N/A     |
| 7594.000        | -39.80       | 13.84       | -25.0          | 14.80       | 20.00     | Vertical | Horizontal | Pass    |
| 13359.263       | -39.24       | 16.63       | -25.0          | 14.24       | 264.00    | Vertical | Horizontal | Pass    |

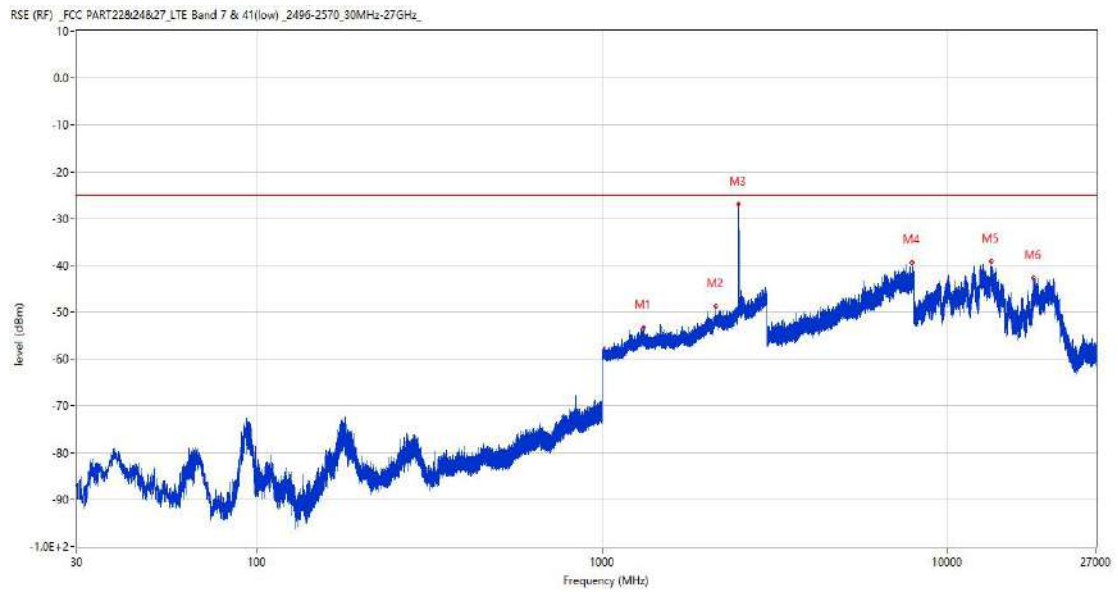
## 22.4 CA\_41C 20MHz+20MHz, QPSK, Low Channel

RSE-H&HCH39750 20M RB1 LOW CH39948 20M RB1 HIGH



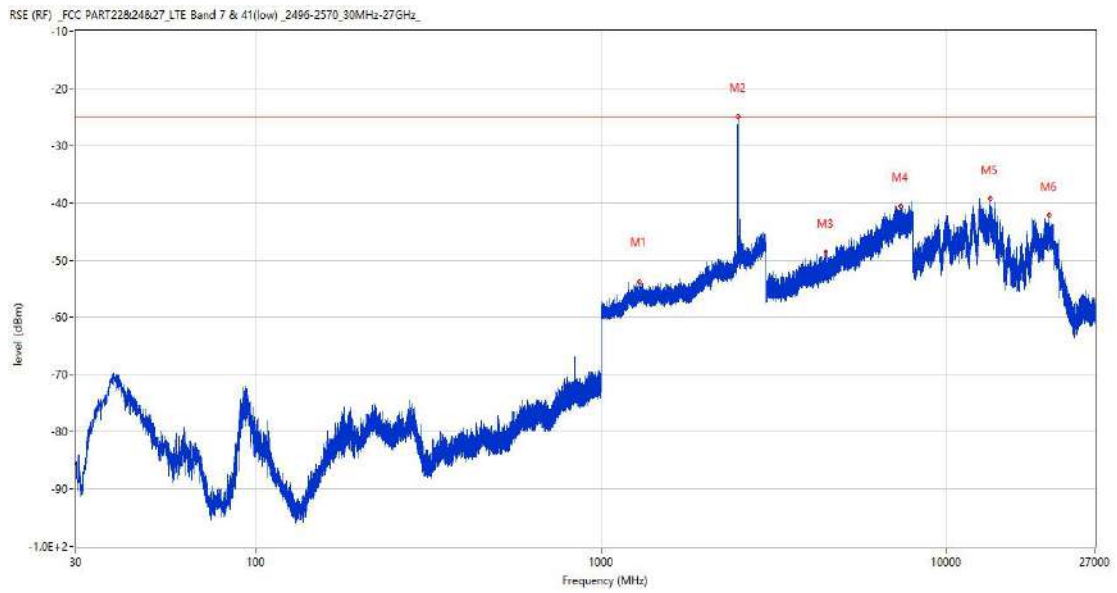
| Frequency (MHz) | Result (dBm) | Factor (dB) | PK Limit (dBm) | Margin (dB) | Table (o) | ANT        | EUT        | Verdict |
|-----------------|--------------|-------------|----------------|-------------|-----------|------------|------------|---------|
| 1568.700        | -52.79       | -1.10       | -25.0          | 27.79       | 1.00      | Horizontal | Horizontal | Pass    |
| 2142.800        | -49.18       | 3.29        | -25.0          | 24.18       | 298.00    | Horizontal | Horizontal | Pass    |
| 2485.700        | -23.09       | 6.33        | -25.0          | -1.91       | 1.00      | Horizontal | Horizontal | N/A     |
| 7252.000        | -40.25       | 14.68       | -25.0          | 15.25       | 317.00    | Horizontal | Horizontal | Pass    |
| 13389.187       | -39.70       | 16.91       | -25.0          | 14.70       | 118.00    | Horizontal | Horizontal | Pass    |
| 19922.850       | -42.61       | 12.95       | -25.0          | 17.61       | 328.00    | Horizontal | Horizontal | Pass    |

RSE-H&VCH39750 20M RB1 LOW CH39948 20M RB1 HIGH



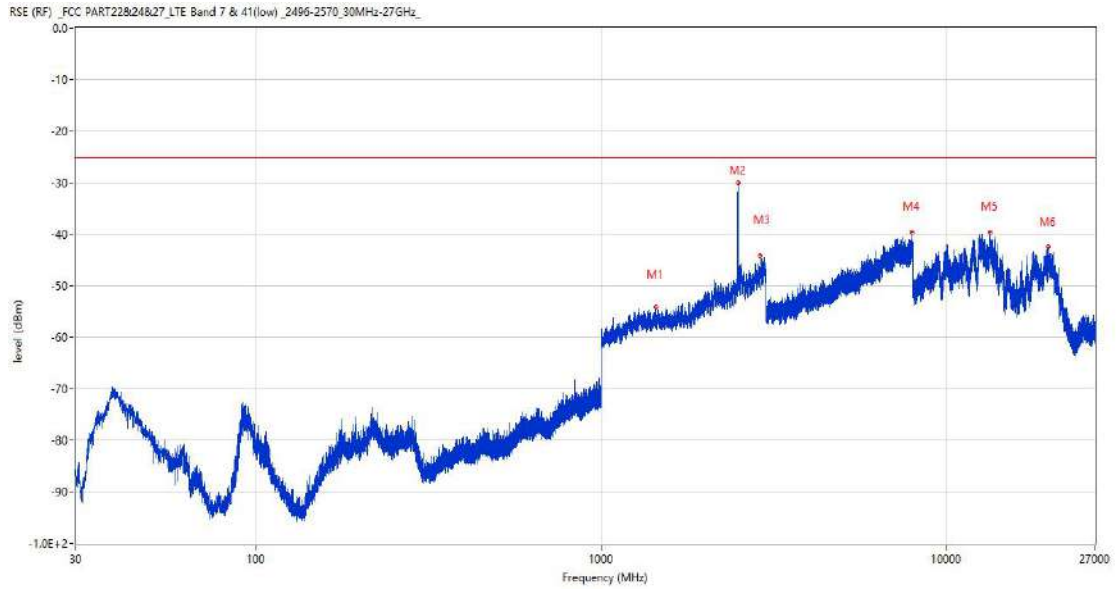
| Frequency (MHz) | Result (dBm) | Factor (dB) | PK Limit (dBm) | Margin (dB) | Table (o) | ANT        | EUT      | Verdict |
|-----------------|--------------|-------------|----------------|-------------|-----------|------------|----------|---------|
| 1320.600        | -53.28       | -1.13       | -25.0          | 28.28       | 69.00     | Horizontal | Vertical | Pass    |
| 2137.100        | -48.83       | 3.23        | -25.0          | 23.83       | 147.00    | Horizontal | Vertical | Pass    |
| 2487.200        | -26.90       | 6.77        | -25.0          | 1.90        | 115.00    | Horizontal | Vertical | N/A     |
| 7891.500        | -39.48       | 14.63       | -25.0          | 14.48       | 52.00     | Horizontal | Vertical | Pass    |
| 13401.000       | -39.23       | 16.99       | -25.0          | 14.23       | 127.00    | Horizontal | Vertical | Pass    |
| 17805.224       | -42.68       | 13.06       | -25.0          | 17.68       | 179.00    | Horizontal | Vertical | Pass    |

RSE-V&VCH39750 20M RB1 LOW CH39948 20M RB1 HIGH



| Frequency (MHz) | Result (dBm) | Factor (dB) | PK Limit (dBm) | Margin (dB) | Table (o) | ANT      | EUT      | Verdict |
|-----------------|--------------|-------------|----------------|-------------|-----------|----------|----------|---------|
| 1292.600        | -53.77       | -1.22       | -25.0          | 28.77       | 148.00    | Vertical | Vertical | Pass    |
| 2489.400        | -24.89       | 6.79        | -25.0          | -0.11       | 122.00    | Vertical | Vertical | N/A     |
| 4475.250        | -48.61       | 6.99        | -25.0          | 23.61       | 10.00     | Vertical | Vertical | Pass    |
| 7356.000        | -40.53       | 14.73       | -25.0          | 15.53       | 10.00     | Vertical | Vertical | Pass    |
| 13391.549       | -39.25       | 16.93       | -25.0          | 14.25       | 287.00    | Vertical | Vertical | Pass    |
| 19821.150       | -42.17       | 12.94       | -25.0          | 17.17       | 1.00      | Vertical | Vertical | Pass    |

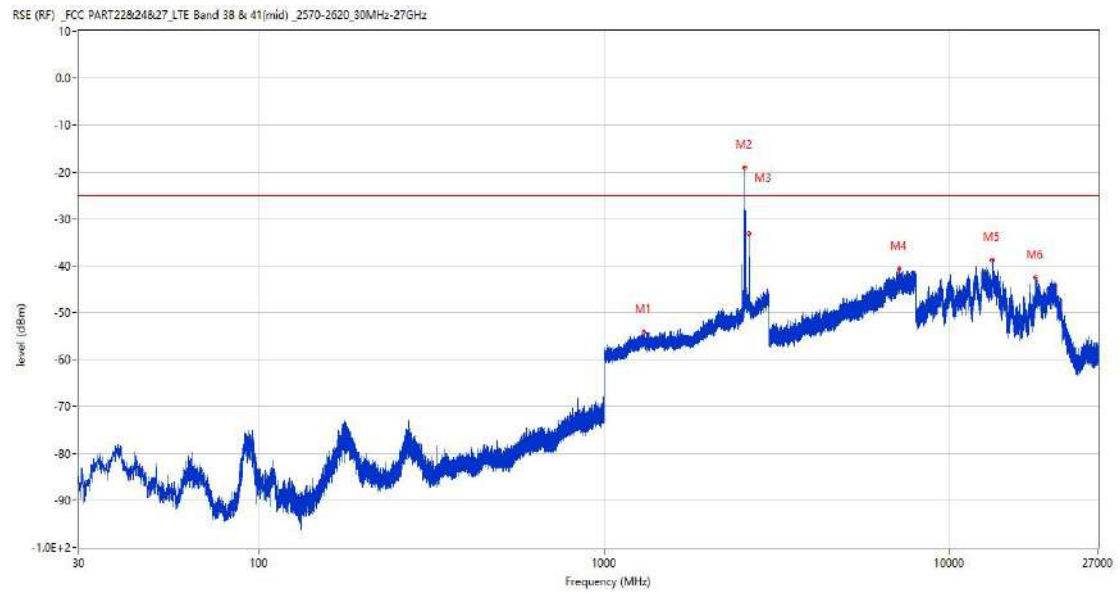
RSE-V&HCH39750 20M RB1 LOW CH39948 20M RB1 HIGH



| Frequency (MHz) | Result (dBm) | Factor (dB) | PK Limit (dBm) | Margin (dB) | Table (o) | ANT      | EUT        | Verdict |
|-----------------|--------------|-------------|----------------|-------------|-----------|----------|------------|---------|
| 1442.800        | -54.20       | -1.23       | -25.0          | 29.20       | 1.00      | Vertical | Horizontal | Pass    |
| 2488.300        | -29.92       | 6.78        | -25.0          | 4.92        | 39.00     | Vertical | Horizontal | N/A     |
| 2883.400        | -44.23       | 9.42        | -25.0          | 19.23       | 164.00    | Vertical | Horizontal | Pass    |
| 7951.000        | -39.59       | 15.05       | -25.0          | 14.59       | 147.00    | Vertical | Horizontal | Pass    |
| 13386.037       | -39.54       | 16.88       | -25.0          | 14.54       | 145.00    | Vertical | Horizontal | Pass    |
| 19738.800       | -42.52       | 12.94       | -25.0          | 17.52       | 239.00    | Vertical | Horizontal | Pass    |

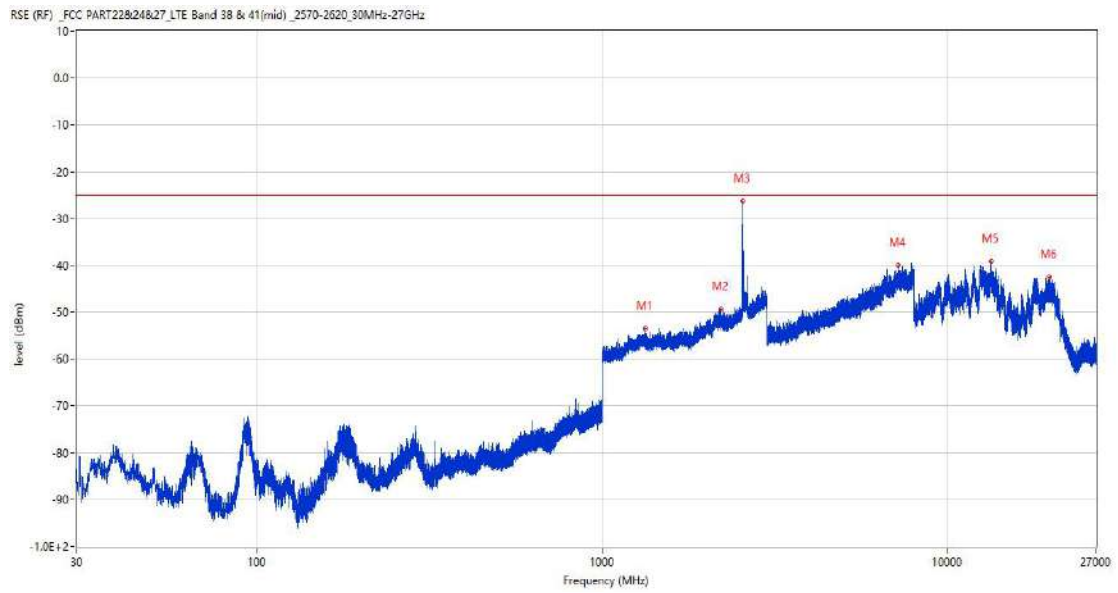
## 22.5 CA\_41C 20MHz+20MHz, QPSK,Middle Channel

RSE-H&HCH40521 20M RB1 LOW CH40719 20M RB1 HIGH



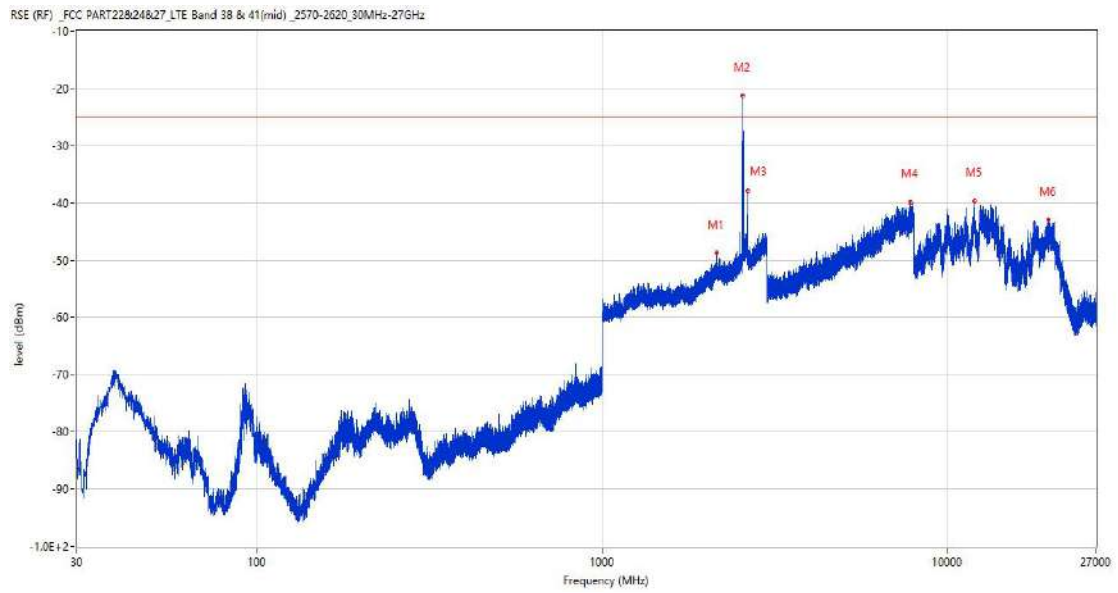
| Frequency (MHz) | Result (dBm) | Factor (dB) | PK Limit (dBm) | Margin (dB) | Table (o) | ANT        | EUT        | Verdict |
|-----------------|--------------|-------------|----------------|-------------|-----------|------------|------------|---------|
| 1303.000        | -54.07       | -0.96       | -25.0          | 29.07       | 1.00      | Horizontal | Horizontal | Pass    |
| 2555.000        | -18.99       | 6.47        | -25.0          | -6.01       | 156.00    | Horizontal | Horizontal | N/A     |
| 2625.600        | -33.17       | 8.50        | -25.0          | 8.17        | 130.00    | Horizontal | Horizontal | N/A     |
| 7156.750        | -40.69       | 13.84       | -25.0          | 15.69       | 118.00    | Horizontal | Horizontal | Pass    |
| 13338.000       | -38.87       | 16.07       | -25.0          | 13.87       | 204.00    | Horizontal | Horizontal | Pass    |
| 17813.101       | -42.59       | 12.84       | -25.0          | 17.59       | 147.00    | Horizontal | Horizontal | Pass    |

RSE-H&VCH40521 20M RB1 LOW CH40719 20M RB1 HIGH



| Frequency (MHz) | Result (dBm) | Factor (dB) | PK Limit (dBm) | Margin (dB) | Table (o) | ANT        | EUT      | Verdict |
|-----------------|--------------|-------------|----------------|-------------|-----------|------------|----------|---------|
| 1330.900        | -53.49       | -1.44       | -25.0          | 28.49       | 244.00    | Horizontal | Vertical | Pass    |
| 2203.100        | -49.42       | 3.25        | -25.0          | 24.42       | 337.00    | Horizontal | Vertical | Pass    |
| 2555.300        | -26.37       | 6.48        | -25.0          | 1.37        | 112.00    | Horizontal | Vertical | N/A     |
| 7218.750        | -40.06       | 13.95       | -25.0          | 15.06       | 273.00    | Horizontal | Vertical | Pass    |
| 13389.187       | -39.22       | 16.91       | -25.0          | 14.22       | 103.00    | Horizontal | Vertical | Pass    |
| 19768.052       | -42.44       | 12.94       | -25.0          | 17.44       | 264.00    | Horizontal | Vertical | Pass    |

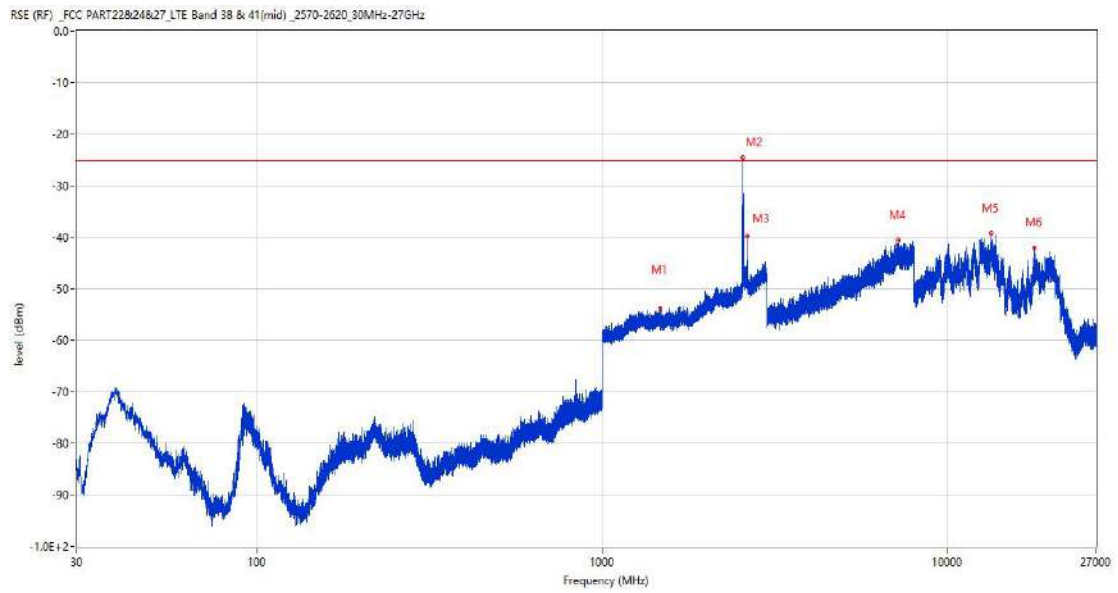
RSE-V&VCH40521 20M RB1 LOW CH40719 20M RB1 HIGH



| Frequency (MHz) | Result (dBm) | Factor (dB) | PK Limit (dBm) | Margin (dB) | Table (o) | ANT      | EUT      | Verdict |
|-----------------|--------------|-------------|----------------|-------------|-----------|----------|----------|---------|
| 2145.900        | -48.78       | 3.39        | -25.0          | 23.78       | 1.00      | Vertical | Vertical | Pass    |
| 2555.000        | -21.26       | 6.47        | -25.0          | -3.74       | 24.00     | Vertical | Vertical | N/A     |
| 2637.500        | -37.89       | 6.69        | -25.0          | 12.89       | 113.00    | Vertical | Vertical | N/A     |
| 7827.500        | -39.92       | 15.00       | -25.0          | 14.92       | 360.00    | Vertical | Vertical | Pass    |
| 11968.151       | -39.70       | 13.94       | -25.0          | 14.70       | 28.00     | Vertical | Vertical | Pass    |
| 19665.900       | -42.94       | 12.94       | -25.0          | 17.94       | 2.00      | Vertical | Vertical | Pass    |



RSE-V&HCH40521 20M RB1 LOW CH40719 20M RB1 HIGH



| Frequency (MHz) | Result (dBm) | Factor (dB) | PK Limit (dBm) | Margin (dB) | Table (o) | ANT      | EUT        | Verdict |
|-----------------|--------------|-------------|----------------|-------------|-----------|----------|------------|---------|
| 1472.600        | -53.74       | -1.29       | -25.0          | 28.74       | 231.00    | Vertical | Horizontal | Pass    |
| 2555.200        | -24.61       | 6.47        | -25.0          | -0.39       | 41.00     | Vertical | Horizontal | N/A     |
| 2633.600        | -39.90       | 6.51        | -25.0          | 14.90       | 126.00    | Vertical | Horizontal | N/A     |
| 7199.750        | -40.60       | 14.32       | -25.0          | 15.60       | 339.00    | Vertical | Horizontal | Pass    |
| 13386.037       | -39.29       | 16.88       | -25.0          | 14.29       | 292.00    | Vertical | Horizontal | Pass    |
| 17940.677       | -41.98       | 13.87       | -25.0          | 16.98       | 243.00    | Vertical | Horizontal | Pass    |

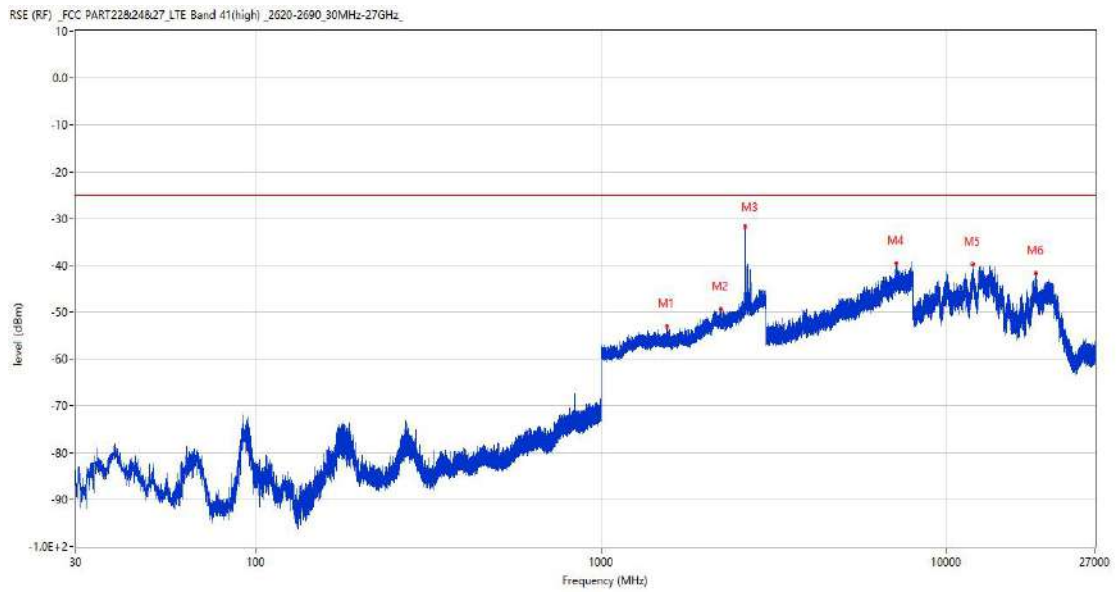
## 22.6 CA\_41C 20MHz+20MHz, QPSK, High Channel

RSE-H&H CH41292 20M RB1 LOW CH41490 20M RB1 HIGH



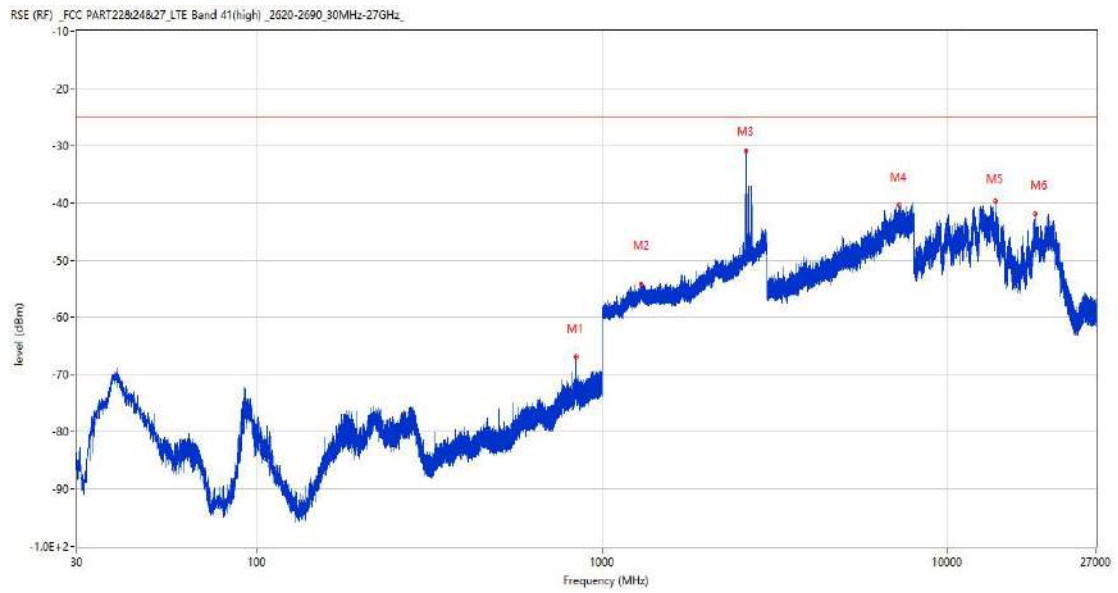
| Frequency (MHz) | Result (dBm) | Factor (dB) | PK Limit (dBm) | Margin (dB) | Table (o) | ANT        | EUT        | Verdict |
|-----------------|--------------|-------------|----------------|-------------|-----------|------------|------------|---------|
| 1471.600        | -52.49       | -1.36       | -25.0          | 27.49       | 99.00     | Horizontal | Horizontal | Pass    |
| 2612.500        | -25.94       | 7.19        | -25.0          | 0.94        | 159.00    | Horizontal | Horizontal | N/A     |
| 2696.400        | -33.44       | 8.15        | -25.0          | 8.44        | 139.00    | Horizontal | Horizontal | N/A     |
| 7257.750        | -40.33       | 14.64       | -25.0          | 15.33       | 181.00    | Horizontal | Horizontal | Pass    |
| 13391.025       | -39.37       | 16.93       | -25.0          | 14.37       | 200.00    | Horizontal | Horizontal | Pass    |
| 19757.699       | -42.94       | 12.94       | -25.0          | 17.94       | 213.00    | Horizontal | Horizontal | Pass    |

RSE-H&V CH41292 20M RB1 LOW CH41490 20M RB1 HIGH



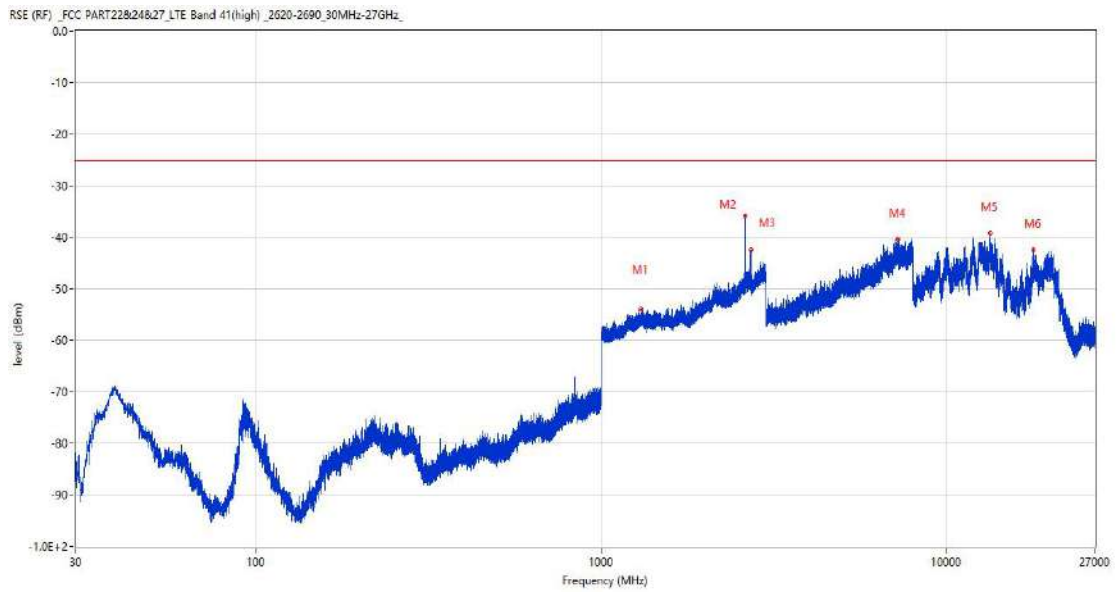
| Frequency (MHz) | Result (dBm) | Factor (dB) | PK Limit (dBm) | Margin (dB) | Table (o) | ANT        | EUT      | Verdict |
|-----------------|--------------|-------------|----------------|-------------|-----------|------------|----------|---------|
| 1553.800        | -53.07       | -1.11       | -25.0          | 28.07       | 37.00     | Horizontal | Vertical | Pass    |
| 2222.400        | -49.38       | 3.17        | -25.0          | 24.38       | 5.00      | Horizontal | Vertical | Pass    |
| 2612.400        | -31.66       | 7.15        | -25.0          | 6.66        | 207.00    | Horizontal | Vertical | N/A     |
| 7153.750        | -39.63       | 13.82       | -25.0          | 14.63       | 330.00    | Horizontal | Vertical | Pass    |
| 11945.825       | -39.87       | 14.00       | -25.0          | 14.87       | 270.00    | Horizontal | Vertical | Pass    |
| 18238.949       | -41.61       | 12.86       | -25.0          | 16.61       | 348.00    | Horizontal | Vertical | Pass    |

RSE-V&V CH41292 20M RB1 LOW CH41490 20M RB1 HIGH



| Frequency (MHz) | Result (dBm) | Factor (dB) | PK Limit (dBm) | Margin (dB) | Table (o) | ANT      | EUT      | Verdict |
|-----------------|--------------|-------------|----------------|-------------|-----------|----------|----------|---------|
| 839.998         | -66.90       | -0.14       | -25.0          | 41.90       | 341.00    | Vertical | Vertical | Pass    |
| 1296.400        | -54.10       | -0.98       | -25.0          | 29.10       | 77.00     | Vertical | Vertical | Pass    |
| 2612.600        | -30.83       | 7.22        | -25.0          | 5.83        | 110.00    | Vertical | Vertical | N/A     |
| 7255.500        | -40.48       | 14.61       | -25.0          | 15.48       | 326.00    | Vertical | Vertical | Pass    |
| 13808.400       | -39.69       | 16.81       | -25.0          | 14.69       | 101.00    | Vertical | Vertical | Pass    |
| 17947.238       | -41.90       | 14.02       | -25.0          | 16.90       | 68.00     | Vertical | Vertical | Pass    |

RSE-V&H CH41292 20M RB1 LOW CH41490 20M RB1 HIGH

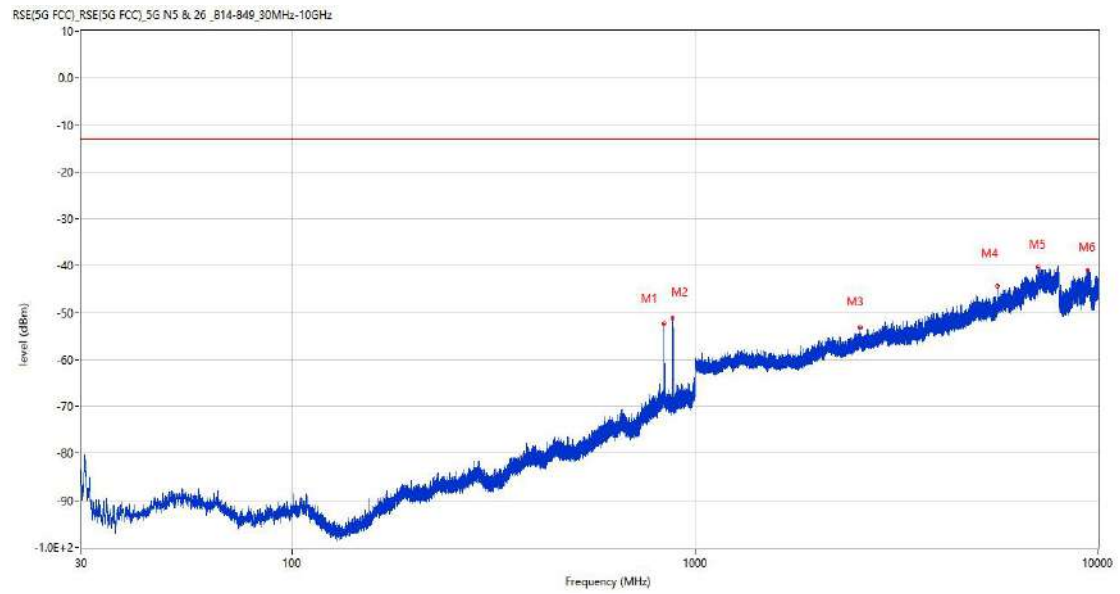


| Frequency (MHz) | Result (dBm) | Factor (dB) | PK Limit (dBm) | Margin (dB) | Table (o) | ANT      | EUT        | Verdict |
|-----------------|--------------|-------------|----------------|-------------|-----------|----------|------------|---------|
| 1301.300        | -54.05       | -0.85       | -25.0          | 29.05       | 1.00      | Vertical | Horizontal | Pass    |
| 2612.500        | -35.89       | 7.19        | -25.0          | 10.89       | 46.00     | Vertical | Horizontal | N/A     |
| 2714.700        | -42.36       | 6.59        | -25.0          | 17.36       | 59.00     | Vertical | Horizontal | N/A     |
| 7256.000        | -40.44       | 14.59       | -25.0          | 15.44       | 32.00     | Vertical | Horizontal | Pass    |
| 13379.738       | -39.20       | 16.82       | -25.0          | 14.20       | 121.00    | Vertical | Horizontal | Pass    |
| 17942.776       | -42.43       | 13.92       | -25.0          | 17.43       | 295.00    | Vertical | Horizontal | Pass    |

23 n5

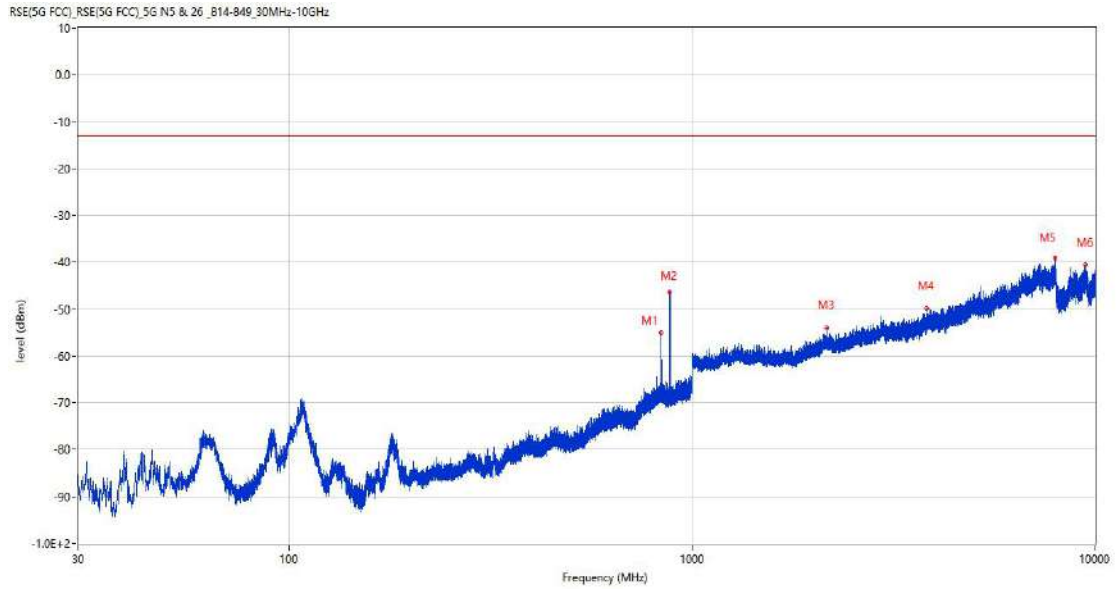
23.1 n5 BW5, PI/2 BPSK, Middle Channel

RSE-H&H n5 BW5 CH176300



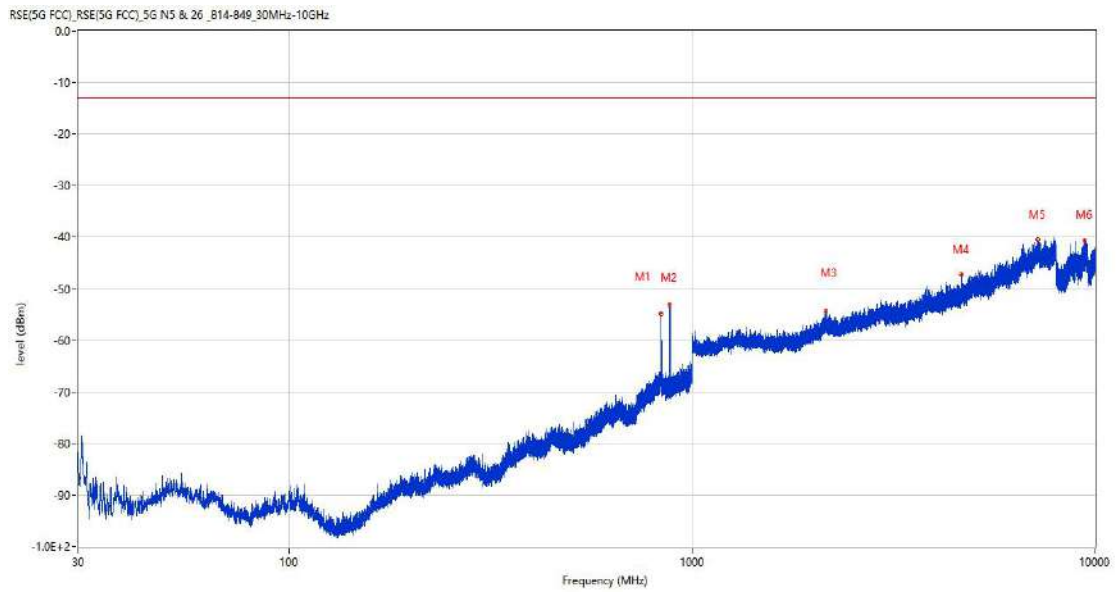
| Frequency (MHz) | Result (dBm) | Factor (dB) | PK Limit (dBm) | Over Limit (dB) | Table (o) | ANT        | EUT        | Verdict |
|-----------------|--------------|-------------|----------------|-----------------|-----------|------------|------------|---------|
| 837.428         | -52.45       | 4.77        | -13.0          | 39.45           | 250.00    | Horizontal | Horizontal | N/A     |
| 880.011         | -51.13       | 3.52        | -13.0          | 38.13           | 306.00    | Horizontal | Horizontal | N/A     |
| 2569.000        | -53.19       | 0.44        | -13.0          | 40.19           | 324.00    | Horizontal | Horizontal | Pass    |
| 5638.000        | -44.19       | 9.89        | -13.0          | 31.19           | 342.00    | Horizontal | Horizontal | Pass    |
| 7105.750        | -40.36       | 13.54       | -13.0          | 27.36           | 121.00    | Horizontal | Horizontal | Pass    |
| 9445.100        | -40.92       | 13.74       | -13.0          | 27.92           | 360.00    | Horizontal | Horizontal | Pass    |

RSE-H&V n5 BW5 CH176300



| Frequency (MHz) | Result (dBm) | Factor (dB) | PK Limit (dBm) | Over Limit (dB) | Table (o) | ANT        | EUT      | Verdict |
|-----------------|--------------|-------------|----------------|-----------------|-----------|------------|----------|---------|
| 836.215         | -55.06       | 4.73        | -13.0          | 42.06           | 183.00    | Horizontal | Vertical | N/A     |
| 881.369         | -46.44       | 3.51        | -13.0          | 33.44           | 338.00    | Horizontal | Vertical | N/A     |
| 2155.800        | -53.94       | -2.02       | -13.0          | 40.94           | 117.00    | Horizontal | Vertical | Pass    |
| 3824.500        | -49.90       | 6.23        | -13.0          | 36.90           | 277.00    | Horizontal | Vertical | Pass    |
| 7952.500        | -39.13       | 15.15       | -13.0          | 26.13           | 144.00    | Horizontal | Vertical | Pass    |
| 9461.599        | -40.51       | 13.53       | -13.0          | 27.51           | 40.00     | Horizontal | Vertical | Pass    |

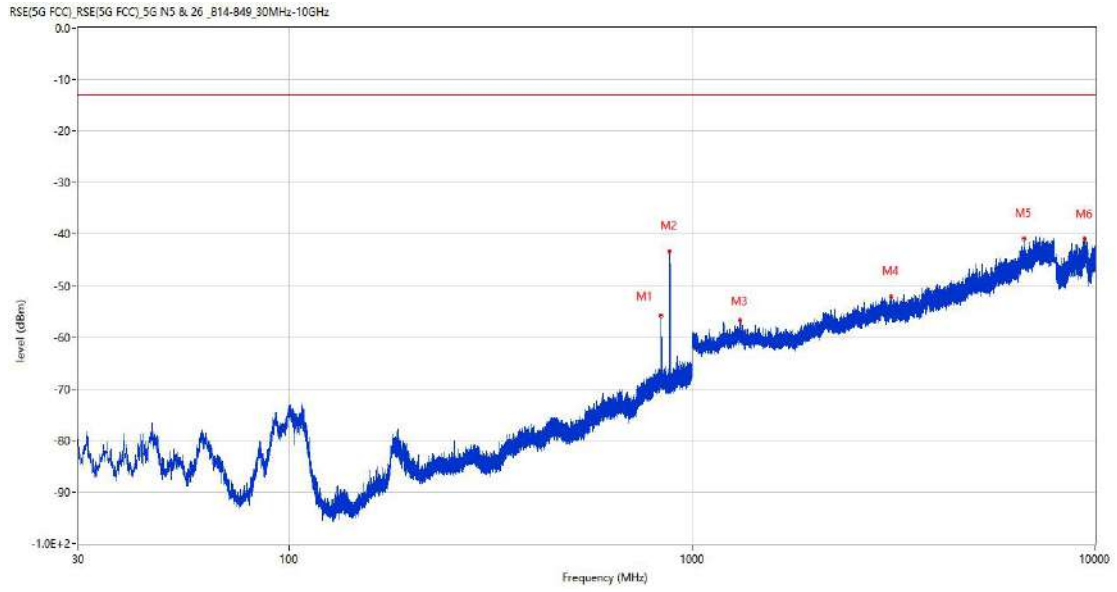
RSE-V&V n5 BW5 CH176300



| Frequency (MHz) | Result (dBm) | Factor (dB) | PK Limit (dBm) | Over Limit (dB) | Table (o) | ANT      | EUT      | Verdict |
|-----------------|--------------|-------------|----------------|-----------------|-----------|----------|----------|---------|
| 837.282         | -54.82       | 4.77        | -13.0          | 41.82           | 35.00     | Vertical | Vertical | N/A     |
| 880.399         | -53.08       | 3.52        | -13.0          | 40.08           | 329.00    | Vertical | Vertical | N/A     |
| 2147.300        | -54.41       | -2.10       | -13.0          | 41.41           | 100.00    | Vertical | Vertical | Pass    |
| 4657.500        | -47.30       | 7.47        | -13.0          | 34.30           | 286.00    | Vertical | Vertical | Pass    |
| 7206.250        | -40.51       | 14.10       | -13.0          | 27.51           | 343.00    | Vertical | Vertical | Pass    |
| 9423.300        | -40.61       | 13.56       | -13.0          | 27.61           | 1.00      | Vertical | Vertical | Pass    |



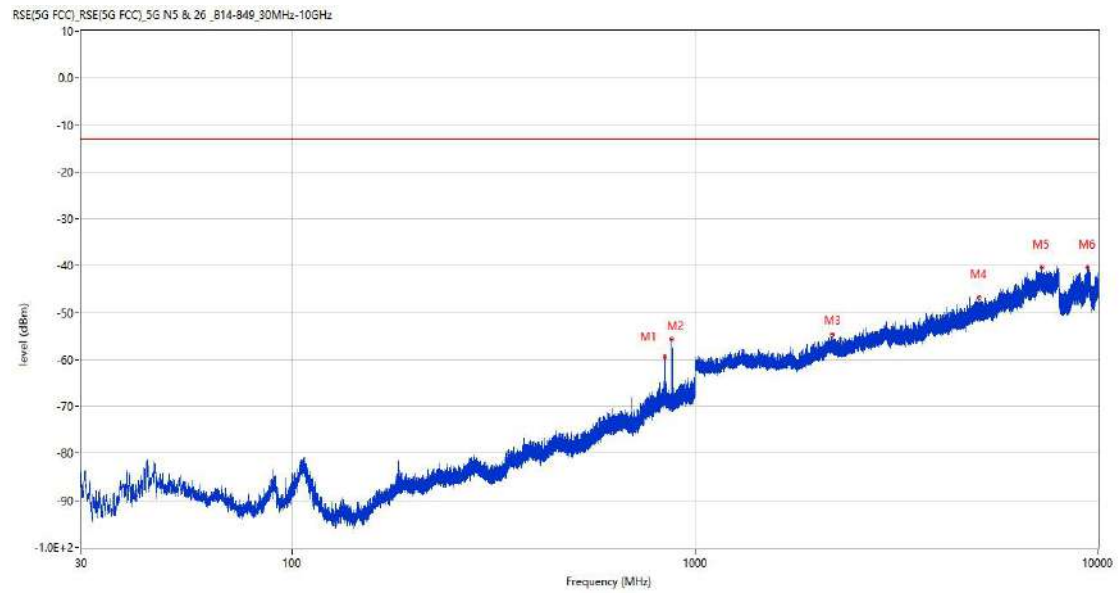
RSE-V&H n5 BW5 CH176300



| Frequency (MHz) | Result (dBm) | Factor (dB) | PK Limit (dBm) | Over Limit (dB) | Table (o) | ANT      | EUT        | Verdict |
|-----------------|--------------|-------------|----------------|-----------------|-----------|----------|------------|---------|
| 836.798         | -55.70       | 4.75        | -13.0          | 42.70           | 332.00    | Vertical | Horizontal | N/A     |
| 879.962         | -43.28       | 3.53        | -13.0          | 30.28           | 144.00    | Vertical | Horizontal | N/A     |
| 1317.900        | -56.64       | -4.65       | -13.0          | 43.64           | 100.00    | Vertical | Horizontal | Pass    |
| 3111.000        | -52.25       | 4.02        | -13.0          | 39.25           | 211.00    | Vertical | Horizontal | Pass    |
| 6664.750        | -40.83       | 12.45       | -13.0          | 27.83           | 189.00    | Vertical | Horizontal | Pass    |
| 9427.000        | -40.89       | 13.59       | -13.0          | 27.89           | 314.00    | Vertical | Horizontal | Pass    |

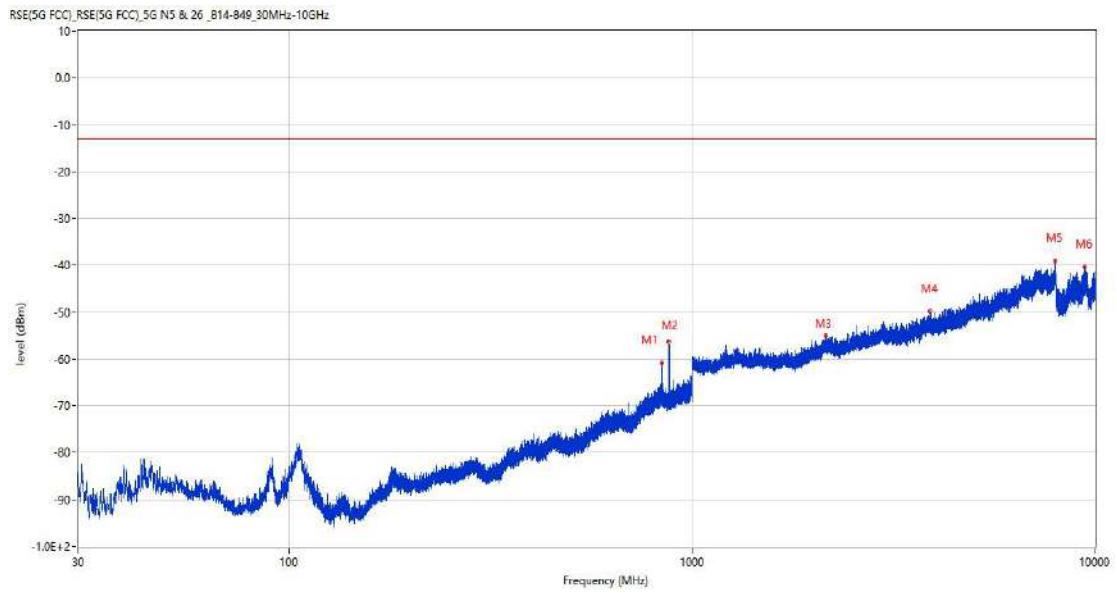
### 23.2 n5 BW15, PI/2 BPSK, Middle Channel

RSE-H&H n5 BW15 CH176300



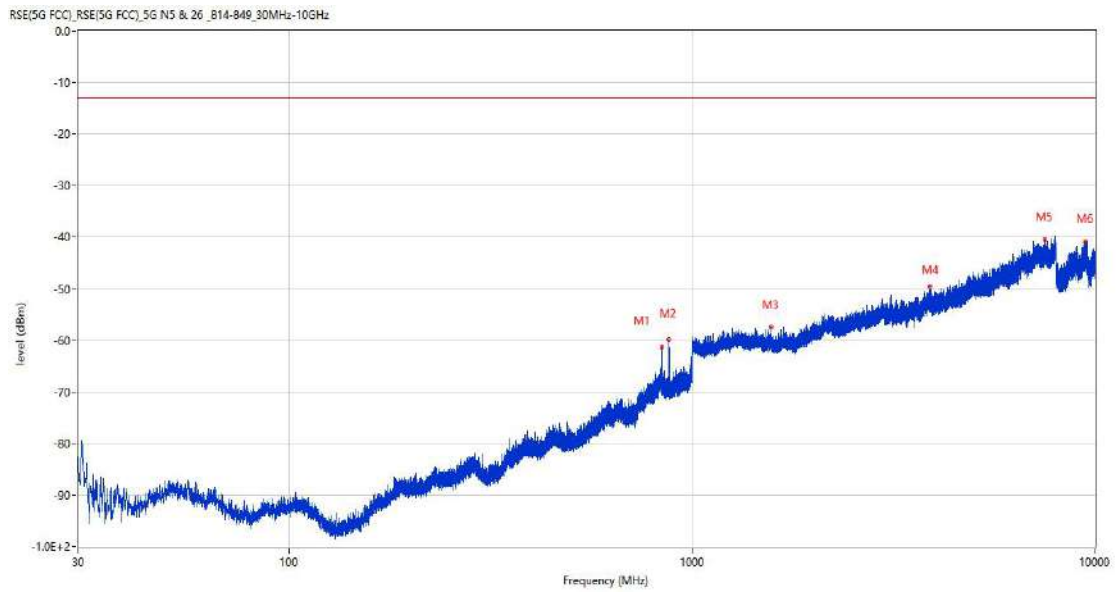
| Frequency (MHz) | Result (dBm) | Factor (dB) | PK Limit (dBm) | Over Limit (dB) | Table (o) | ANT        | EUT        | Verdict |
|-----------------|--------------|-------------|----------------|-----------------|-----------|------------|------------|---------|
| 839.998         | -59.42       | 4.87        | -13.0          | 46.42           | 229.00    | Horizontal | Horizontal | N/A     |
| 875.743         | -55.64       | 3.45        | -13.0          | 42.64           | 360.00    | Horizontal | Horizontal | N/A     |
| 2189.900        | -54.69       | -1.97       | -13.0          | 41.69           | 160.00    | Horizontal | Horizontal | Pass    |
| 5059.250        | -46.70       | 9.36        | -13.0          | 33.70           | 331.00    | Horizontal | Horizontal | Pass    |
| 7250.000        | -40.37       | 14.56       | -13.0          | 27.37           | 6.00      | Horizontal | Horizontal | Pass    |
| 9444.200        | -40.33       | 13.73       | -13.0          | 27.33           | 326.00    | Horizontal | Horizontal | Pass    |

RSE-H&V n5 BW15 CH176300



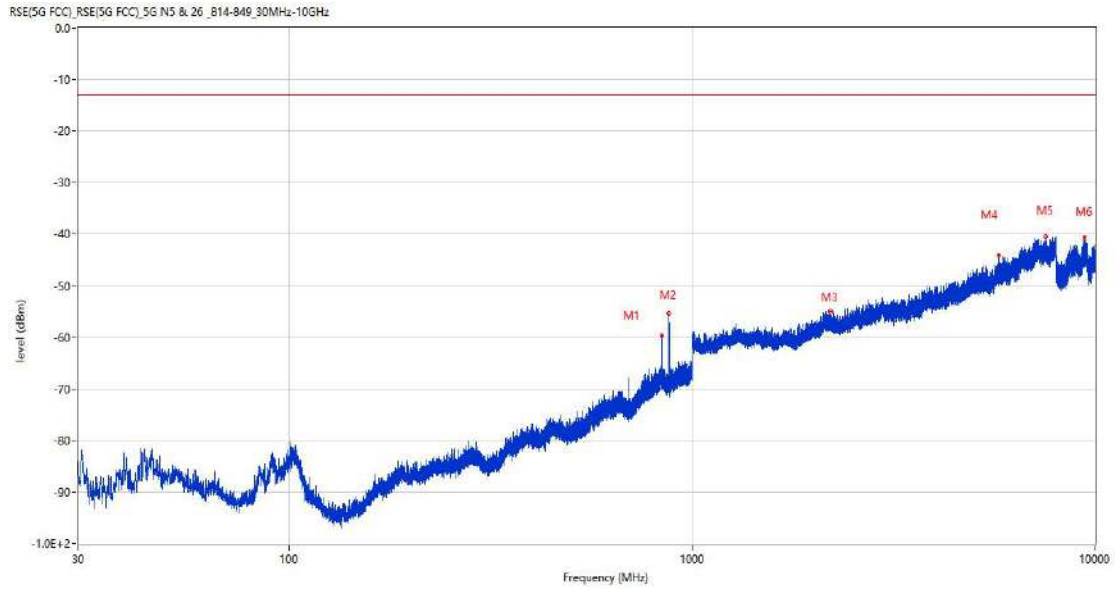
| Frequency (MHz) | Result (dBm) | Factor (dB) | PK Limit (dBm) | Over Limit (dB) | Table (o) | ANT        | EUT      | Verdict |
|-----------------|--------------|-------------|----------------|-----------------|-----------|------------|----------|---------|
| 839.998         | -60.79       | 4.87        | -13.0          | 47.79           | 24.00     | Horizontal | Vertical | N/A     |
| 875.015         | -56.30       | 3.66        | -13.0          | 43.30           | 33.00     | Horizontal | Vertical | N/A     |
| 2145.300        | -55.10       | -1.98       | -13.0          | 42.10           | 100.00    | Horizontal | Vertical | Pass    |
| 3891.500        | -49.87       | 6.99        | -13.0          | 36.87           | 197.00    | Horizontal | Vertical | Pass    |
| 7973.250        | -39.16       | 15.17       | -13.0          | 26.16           | 208.00    | Horizontal | Vertical | Pass    |
| 9434.401        | -40.34       | 13.65       | -13.0          | 27.34           | 339.00    | Horizontal | Vertical | Pass    |

RSE-V&V n5 BW15 CH176300



| Frequency (MHz) | Result (dBm) | Factor (dB) | PK Limit (dBm) | Over Limit (dB) | Table (o) | ANT      | EUT      | Verdict |
|-----------------|--------------|-------------|----------------|-----------------|-----------|----------|----------|---------|
| 839.998         | -61.41       | 4.87        | -13.0          | 48.41           | 40.00     | Vertical | Vertical | N/A     |
| 875.064         | -59.96       | 3.65        | -13.0          | 46.96           | 346.00    | Vertical | Vertical | N/A     |
| 1572.700        | -57.53       | -5.67       | -13.0          | 44.53           | 68.00     | Vertical | Vertical | Pass    |
| 3889.000        | -49.56       | 7.01        | -13.0          | 36.56           | 42.00     | Vertical | Vertical | Pass    |
| 7502.750        | -40.42       | 13.62       | -13.0          | 27.42           | 276.00    | Vertical | Vertical | Pass    |
| 9463.800        | -40.78       | 13.49       | -13.0          | 27.78           | 87.00     | Vertical | Vertical | Pass    |

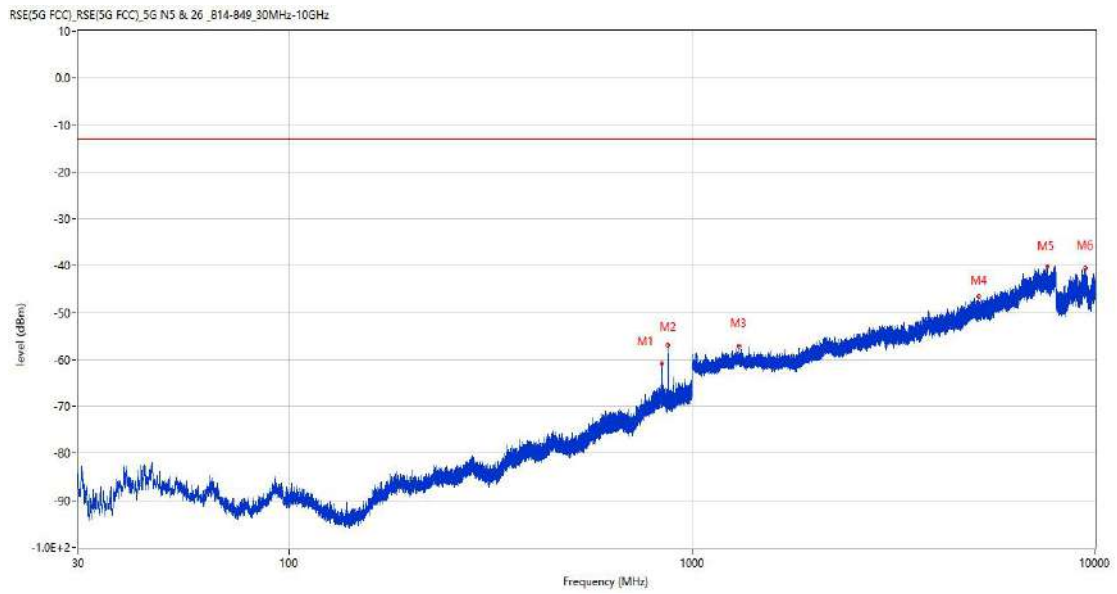
RSE-V&H n5 BW15 CH176300



| Frequency (MHz) | Result (dBm) | Factor (dB) | PK Limit (dBm) | Over Limit (dB) | Table (o) | ANT      | EUT        | Verdict |
|-----------------|--------------|-------------|----------------|-----------------|-----------|----------|------------|---------|
| 839.998         | -59.66       | 4.87        | -13.0          | 46.66           | 135.00    | Vertical | Horizontal | N/A     |
| 875.355         | -55.36       | 3.56        | -13.0          | 42.36           | 212.00    | Vertical | Horizontal | N/A     |
| 2205.800        | -54.92       | -2.19       | -13.0          | 41.92           | 347.00    | Vertical | Horizontal | Pass    |
| 5779.750        | -44.02       | 10.13       | -13.0          | 31.02           | 164.00    | Vertical | Horizontal | Pass    |
| 7534.750        | -40.45       | 13.20       | -13.0          | 27.45           | 93.00     | Vertical | Horizontal | Pass    |
| 9427.200        | -40.59       | 13.59       | -13.0          | 27.59           | 342.00    | Vertical | Horizontal | Pass    |

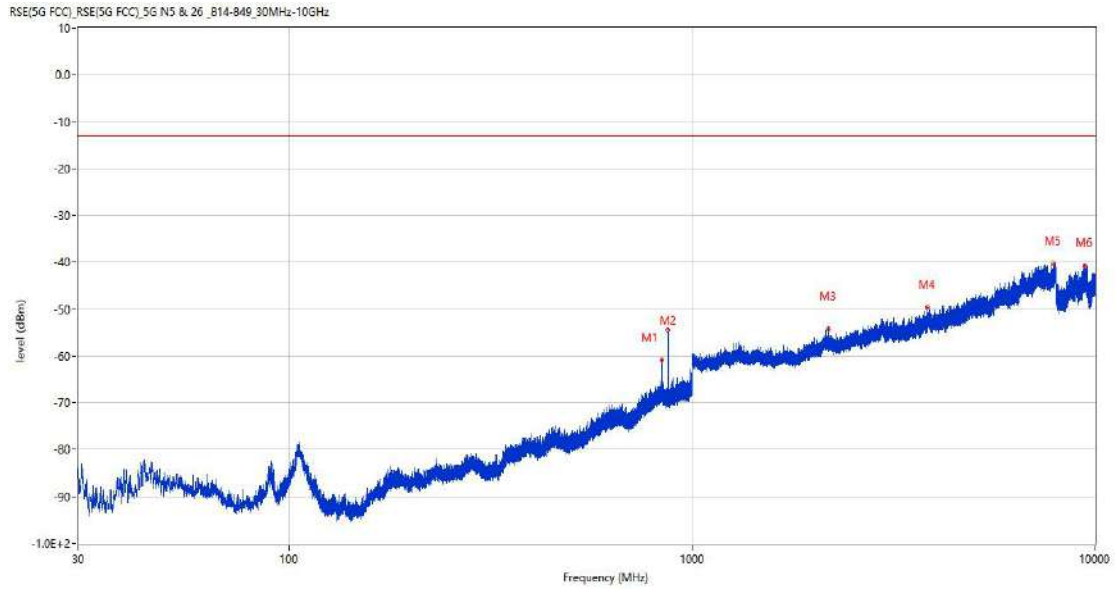
### 23.3 n5 BW20, PI/2 BPSK, Middle Channel

RSE-H&H n5 BW20 CH176300



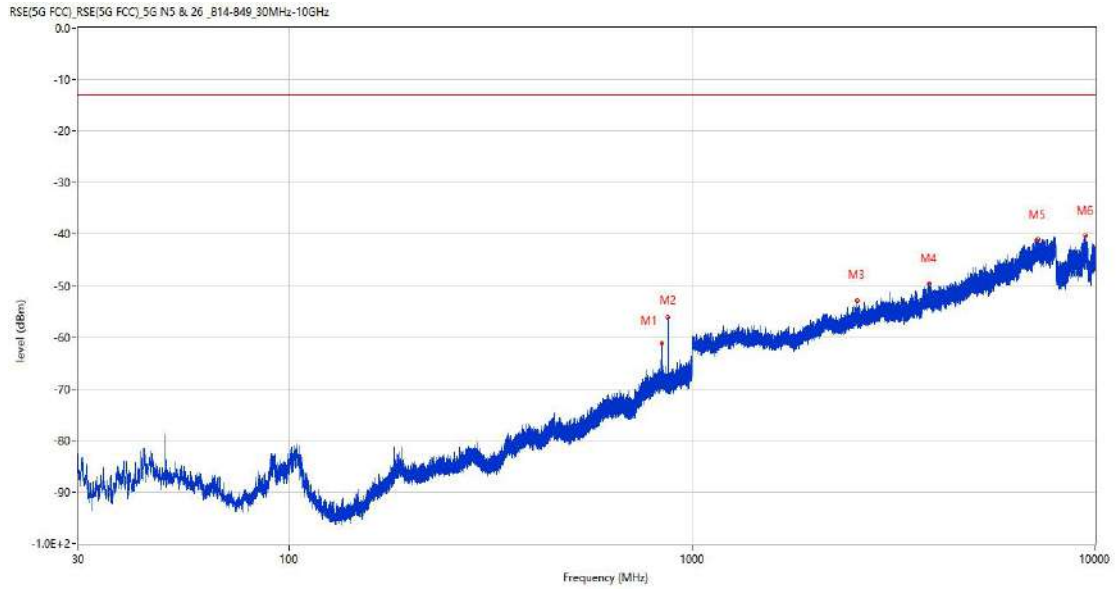
| Frequency (MHz) | Result (dBm) | Factor (dB) | PK Limit (dBm) | Over Limit (dB) | Table (o) | ANT        | EUT        | Verdict |
|-----------------|--------------|-------------|----------------|-----------------|-----------|------------|------------|---------|
| 839.998         | -60.80       | 4.87        | -13.0          | 47.80           | 294.00    | Horizontal | Horizontal | N/A     |
| 872.106         | -57.00       | 3.62        | -13.0          | 44.00           | 71.00     | Horizontal | Horizontal | N/A     |
| 1306.000        | -57.06       | -4.38       | -13.0          | 44.06           | 295.00    | Horizontal | Horizontal | Pass    |
| 5156.750        | -46.59       | 9.20        | -13.0          | 33.59           | 214.00    | Horizontal | Horizontal | Pass    |
| 7595.250        | -40.11       | 13.77       | -13.0          | 27.11           | 214.00    | Horizontal | Horizontal | Pass    |
| 9471.600        | -40.48       | 13.32       | -13.0          | 27.48           | 342.00    | Horizontal | Horizontal | Pass    |

RSE-H&V n5 BW20 CH176300



| Frequency (MHz) | Result (dBm) | Factor (dB) | PK Limit (dBm) | Over Limit (dB) | Table (o) | ANT        | EUT      | Verdict |
|-----------------|--------------|-------------|----------------|-----------------|-----------|------------|----------|---------|
| 839.998         | -60.83       | 4.87        | -13.0          | 47.83           | 100.00    | Horizontal | Vertical | N/A     |
| 872.785         | -54.42       | 3.55        | -13.0          | 41.42           | 79.00     | Horizontal | Vertical | N/A     |
| 2178.400        | -54.23       | -2.17       | -13.0          | 41.23           | 332.00    | Horizontal | Vertical | Pass    |
| 3838.750        | -49.75       | 6.51        | -13.0          | 36.75           | 237.00    | Horizontal | Vertical | Pass    |
| 7881.500        | -40.28       | 14.84       | -13.0          | 27.28           | 114.00    | Horizontal | Vertical | Pass    |
| 9427.100        | -40.68       | 13.59       | -13.0          | 27.68           | 341.00    | Horizontal | Vertical | Pass    |

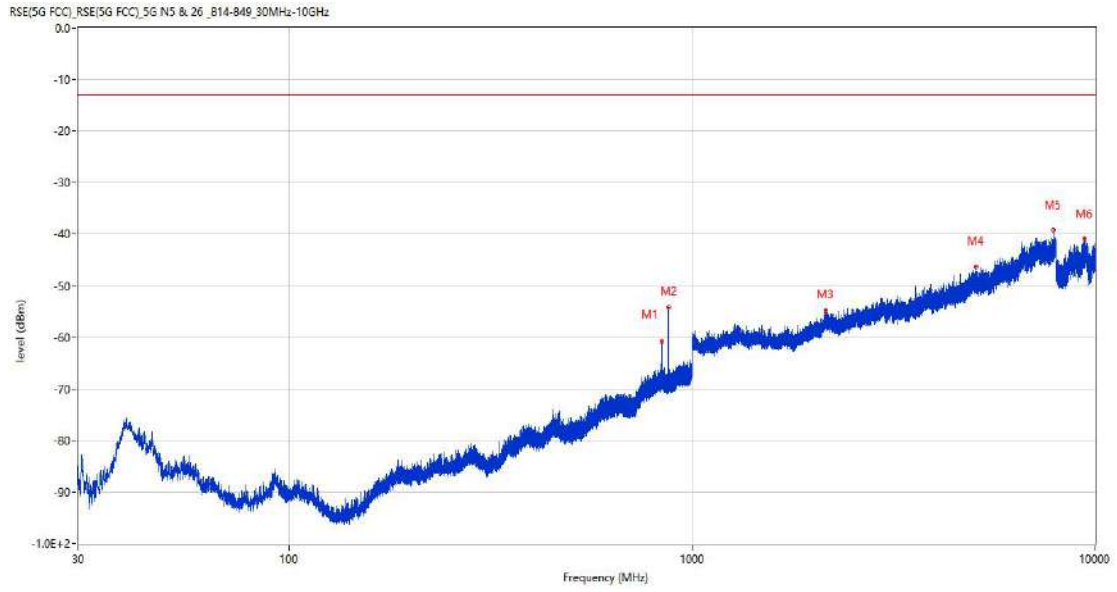
RSE-V&V n5 BW20 CH176300



| Frequency (MHz) | Result (dBm) | Factor (dB) | PK Limit (dBm) | Over Limit (dB) | Table (o) | ANT      | EUT      | Verdict |
|-----------------|--------------|-------------|----------------|-----------------|-----------|----------|----------|---------|
| 839.998         | -61.26       | 4.87        | -13.0          | 48.26           | 329.00    | Vertical | Vertical | N/A     |
| 872.591         | -56.07       | 3.57        | -13.0          | 43.07           | 264.00    | Vertical | Vertical | N/A     |
| 2563.300        | -52.83       | 0.02        | -13.0          | 39.83           | 360.00    | Vertical | Vertical | Pass    |
| 3876.500        | -49.58       | 7.12        | -13.0          | 36.58           | 96.00     | Vertical | Vertical | Pass    |
| 7197.000        | -41.11       | 14.25       | -13.0          | 28.11           | 157.00    | Vertical | Vertical | Pass    |
| 9455.300        | -40.38       | 13.67       | -13.0          | 27.38           | 20.00     | Vertical | Vertical | Pass    |



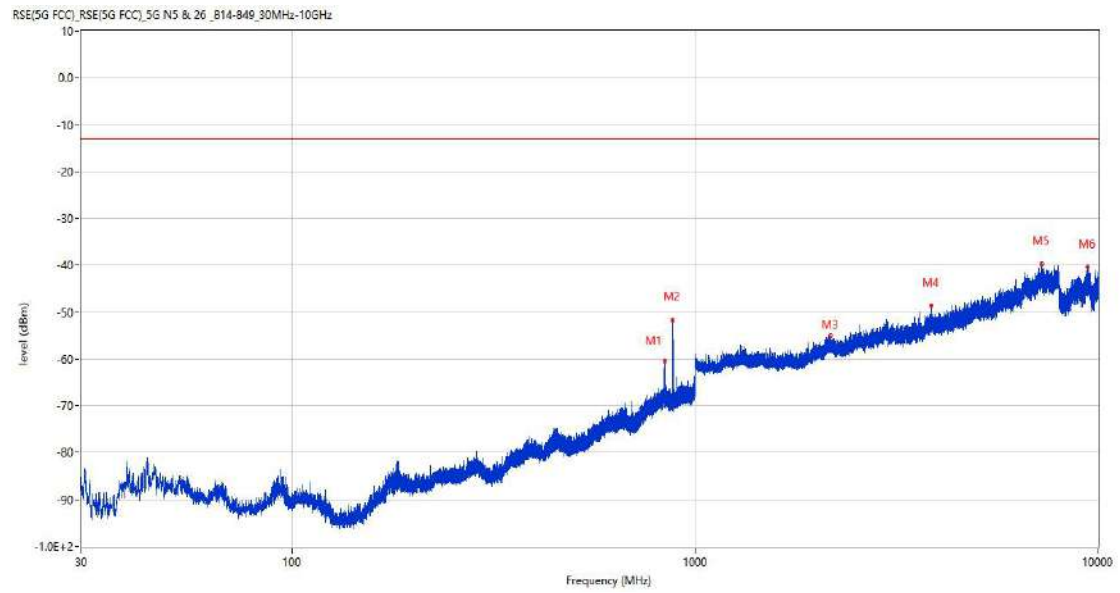
RSE-V&H n5 BW20 CH176300



| Frequency (MHz) | Result (dBm) | Factor (dB) | PK Limit (dBm) | Over Limit (dB) | Table (o) | ANT      | EUT        | Verdict |
|-----------------|--------------|-------------|----------------|-----------------|-----------|----------|------------|---------|
| 839.998         | -60.88       | 4.87        | -13.0          | 47.88           | 333.00    | Vertical | Horizontal | N/A     |
| 874.482         | -54.16       | 3.66        | -13.0          | 41.16           | 113.00    | Vertical | Horizontal | N/A     |
| 2148.600        | -54.72       | -1.94       | -13.0          | 41.72           | 0.00      | Vertical | Horizontal | Pass    |
| 5063.000        | -46.26       | 9.44        | -13.0          | 33.26           | 325.00    | Vertical | Horizontal | Pass    |
| 7877.750        | -39.25       | 14.76       | -13.0          | 26.25           | 173.00    | Vertical | Horizontal | Pass    |
| 9439.000        | -40.92       | 13.69       | -13.0          | 27.92           | 229.00    | Vertical | Horizontal | Pass    |

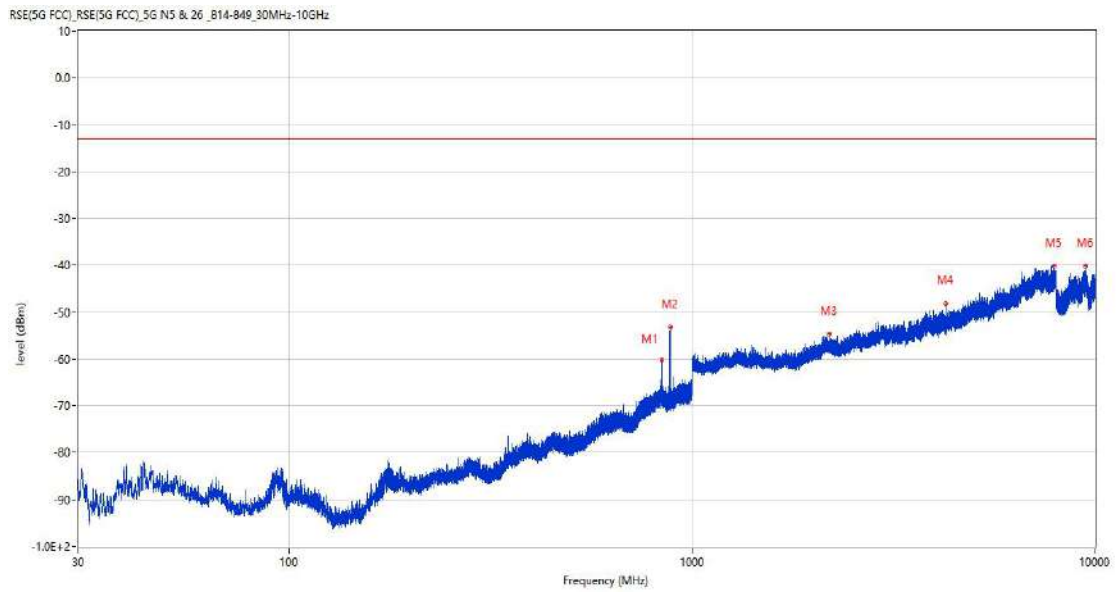
### 23.4 n5 BW5, QPSK, Middle Channel

RSE-H&H n5 BW5 CH176300



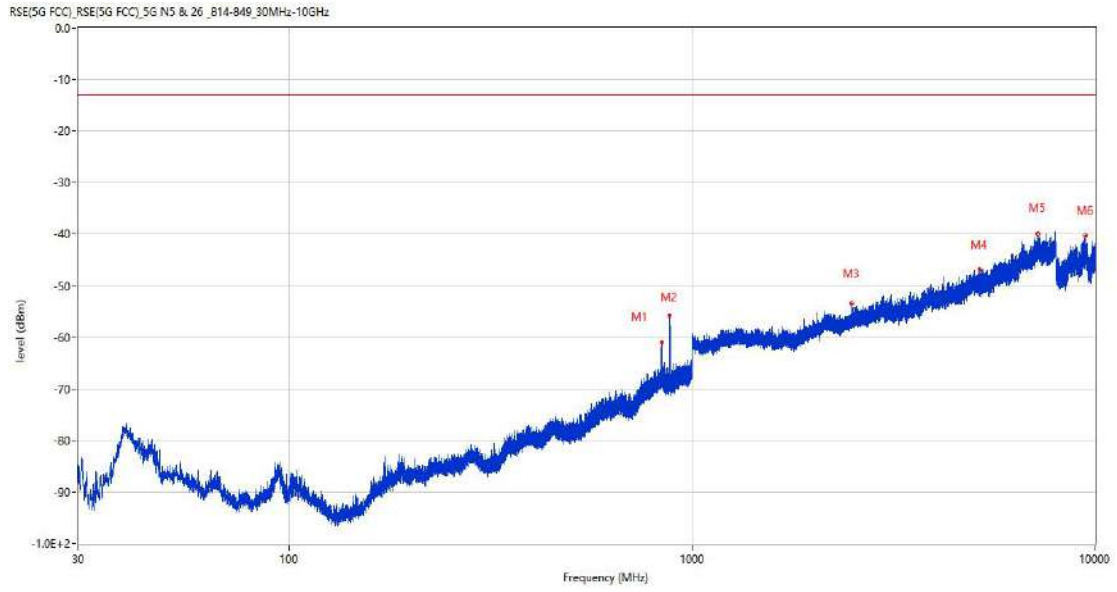
| Frequency (MHz) | Result (dBm) | Factor (dB) | PK Limit (dBm) | Over Limit (dB) | Table (o) | ANT        | EUT        | Verdict |
|-----------------|--------------|-------------|----------------|-----------------|-----------|------------|------------|---------|
| 839.998         | -60.38       | 4.87        | -13.0          | 47.38           | 12.00     | Horizontal | Horizontal | N/A     |
| 880.932         | -51.63       | 3.51        | -13.0          | 38.63           | 338.00    | Horizontal | Horizontal | N/A     |
| 2164.900        | -55.06       | -2.36       | -13.0          | 42.06           | 29.00     | Horizontal | Horizontal | Pass    |
| 3854.500        | -48.69       | 7.32        | -13.0          | 35.69           | 240.00    | Horizontal | Horizontal | Pass    |
| 7239.000        | -39.74       | 14.42       | -13.0          | 26.74           | 116.00    | Horizontal | Horizontal | Pass    |
| 9445.401        | -40.35       | 13.74       | -13.0          | 27.35           | 360.00    | Horizontal | Horizontal | Pass    |

RSE-H&V n5 BW5 CH176300



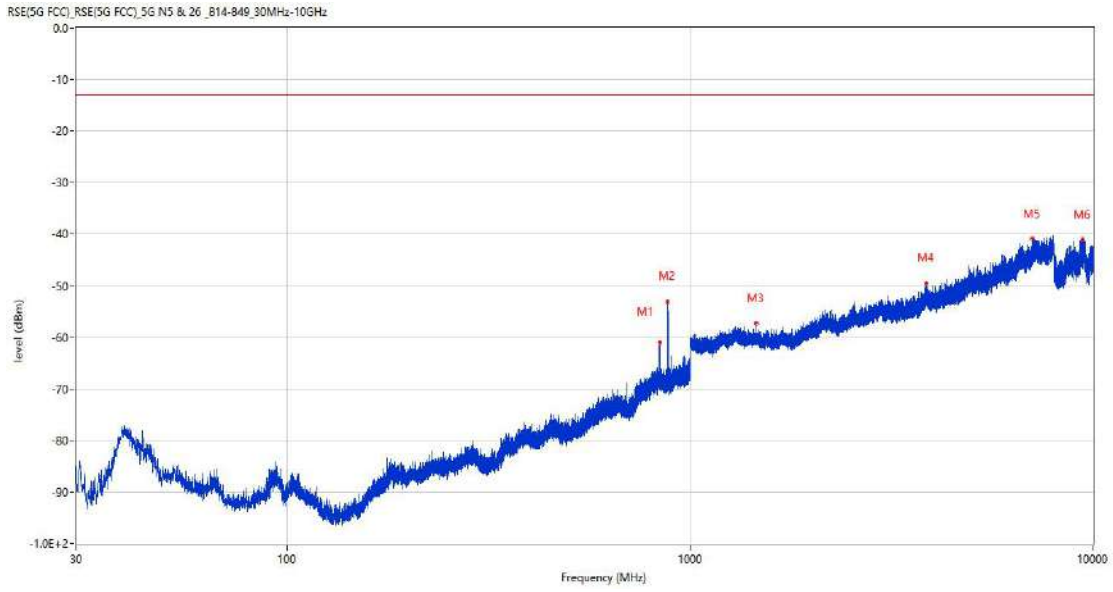
| Frequency (MHz) | Result (dBm) | Factor (dB) | PK Limit (dBm) | Over Limit (dB) | Table (o) | ANT        | EUT      | Verdict |
|-----------------|--------------|-------------|----------------|-----------------|-----------|------------|----------|---------|
| 839.998         | -60.31       | 4.87        | -13.0          | 47.31           | 17.00     | Horizontal | Vertical | N/A     |
| 882.436         | -53.12       | 3.52        | -13.0          | 40.12           | 336.00    | Horizontal | Vertical | N/A     |
| 2196.500        | -54.72       | -1.90       | -13.0          | 41.72           | 347.00    | Horizontal | Vertical | Pass    |
| 4266.250        | -48.31       | 6.28        | -13.0          | 35.31           | 66.00     | Horizontal | Vertical | Pass    |
| 7900.750        | -40.07       | 14.55       | -13.0          | 27.07           | 360.00    | Horizontal | Vertical | Pass    |
| 9461.401        | -40.19       | 13.54       | -13.0          | 27.19           | 150.00    | Horizontal | Vertical | Pass    |

RSE-V&V n5 BW5 CH176300



| Frequency (MHz) | Result (dBm) | Factor (dB) | PK Limit (dBm) | Over Limit (dB) | Table (o) | ANT      | EUT      | Verdict |
|-----------------|--------------|-------------|----------------|-----------------|-----------|----------|----------|---------|
| 839.998         | -61.03       | 4.87        | -13.0          | 48.03           | 130.00    | Vertical | Vertical | N/A     |
| 881.466         | -55.66       | 3.51        | -13.0          | 42.66           | 82.00     | Vertical | Vertical | N/A     |
| 2497.800        | -53.54       | -0.75       | -13.0          | 40.54           | 1.00      | Vertical | Vertical | Pass    |
| 5179.500        | -46.95       | 8.65        | -13.0          | 33.95           | 0.00      | Vertical | Vertical | Pass    |
| 7195.750        | -39.99       | 14.41       | -13.0          | 26.99           | 166.00    | Vertical | Vertical | Pass    |
| 9446.500        | -40.35       | 13.75       | -13.0          | 27.35           | 168.00    | Vertical | Vertical | Pass    |

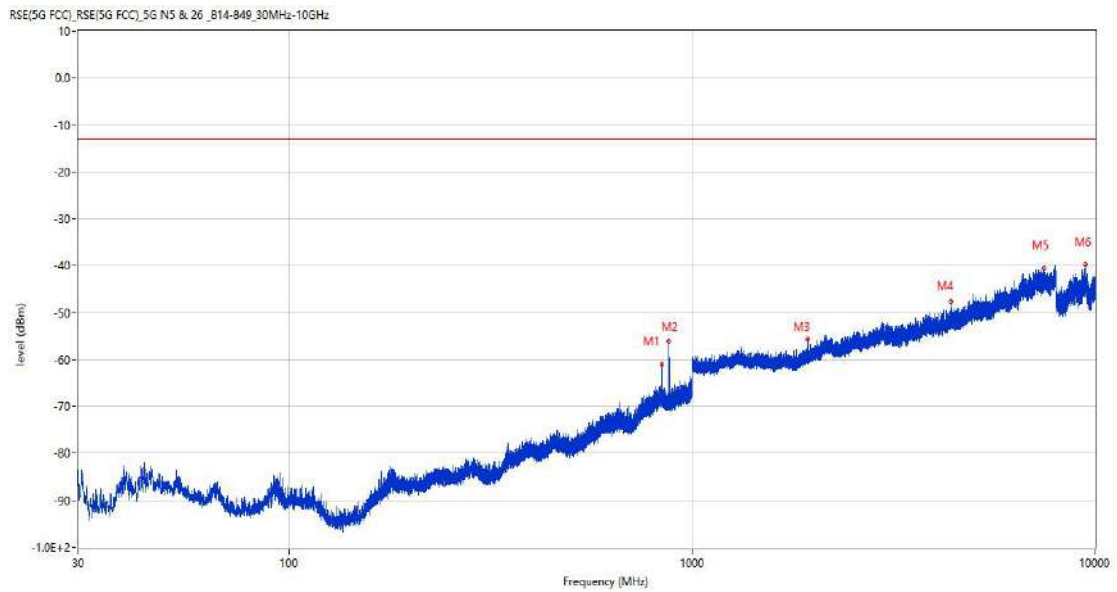
RSE-V&H n5 BW5 CH176300



| Frequency (MHz) | Result (dBm) | Factor (dB) | PK Limit (dBm) | Over Limit (dB) | Table (o) | ANT      | EUT        | Verdict |
|-----------------|--------------|-------------|----------------|-----------------|-----------|----------|------------|---------|
| 840.047         | -61.10       | 4.87        | -13.0          | 48.10           | 190.00    | Vertical | Horizontal | N/A     |
| 879.720         | -53.02       | 3.54        | -13.0          | 40.02           | 118.00    | Vertical | Horizontal | N/A     |
| 1457.000        | -57.31       | -5.24       | -13.0          | 44.31           | 128.00    | Vertical | Horizontal | Pass    |
| 3859.500        | -49.48       | 7.24        | -13.0          | 36.48           | 202.00    | Vertical | Horizontal | Pass    |
| 7050.750        | -40.94       | 13.34       | -13.0          | 27.94           | 40.00     | Vertical | Horizontal | Pass    |
| 9441.100        | -41.12       | 13.71       | -13.0          | 28.12           | 208.00    | Vertical | Horizontal | Pass    |

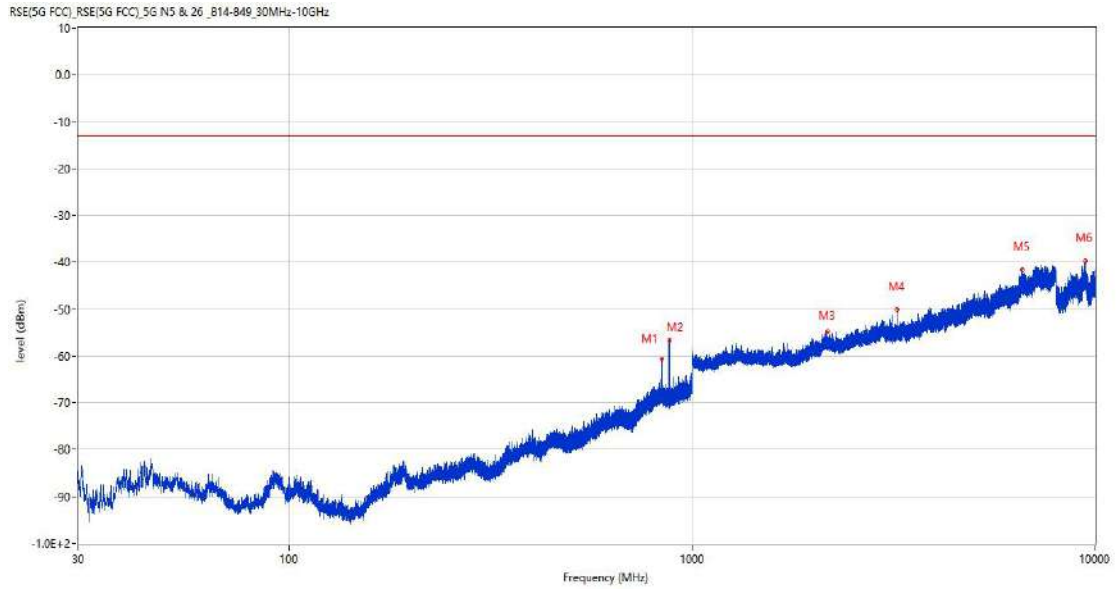
### 23.5 n5 BW15, QPSK, Middle Channel

RSE-H&H n5 BW15 CH176300



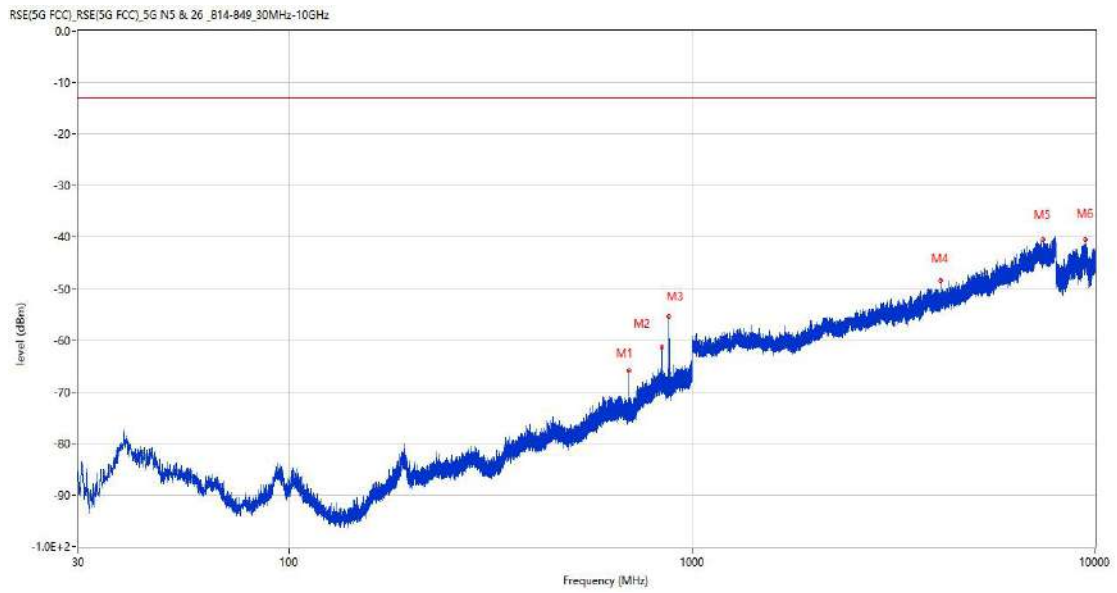
| Frequency (MHz) | Result (dBm) | Factor (dB) | PK Limit (dBm) | Over Limit (dB) | Table (o) | ANT        | EUT        | Verdict |
|-----------------|--------------|-------------|----------------|-----------------|-----------|------------|------------|---------|
| 839.998         | -61.13       | 4.87        | -13.0          | 48.13           | 94.00     | Horizontal | Horizontal | N/A     |
| 876.180         | -56.18       | 3.36        | -13.0          | 43.18           | 90.00     | Horizontal | Horizontal | N/A     |
| 1936.800        | -55.72       | -4.35       | -13.0          | 42.72           | 310.00    | Horizontal | Horizontal | Pass    |
| 4395.750        | -47.63       | 7.00        | -13.0          | 34.63           | 228.00    | Horizontal | Horizontal | Pass    |
| 7456.500        | -40.51       | 13.70       | -13.0          | 27.51           | 115.00    | Horizontal | Horizontal | Pass    |
| 9454.701        | -39.66       | 13.68       | -13.0          | 26.66           | 17.00     | Horizontal | Horizontal | Pass    |

RSE-H&V n5 BW15 CH176300



| Frequency (MHz) | Result (dBm) | Factor (dB) | PK Limit (dBm) | Over Limit (dB) | Table (o) | ANT        | EUT      | Verdict |
|-----------------|--------------|-------------|----------------|-----------------|-----------|------------|----------|---------|
| 839.998         | -60.68       | 4.87        | -13.0          | 47.68           | 245.00    | Horizontal | Vertical | N/A     |
| 877.974         | -56.70       | 3.50        | -13.0          | 43.70           | 346.00    | Horizontal | Vertical | N/A     |
| 2167.600        | -54.88       | -2.36       | -13.0          | 41.88           | 293.00    | Horizontal | Vertical | Pass    |
| 3229.250        | -50.04       | 4.49        | -13.0          | 37.04           | 209.00    | Horizontal | Vertical | Pass    |
| 6586.000        | -41.60       | 12.84       | -13.0          | 28.60           | 34.00     | Horizontal | Vertical | Pass    |
| 9448.700        | -39.70       | 13.77       | -13.0          | 26.70           | 256.00    | Horizontal | Vertical | Pass    |

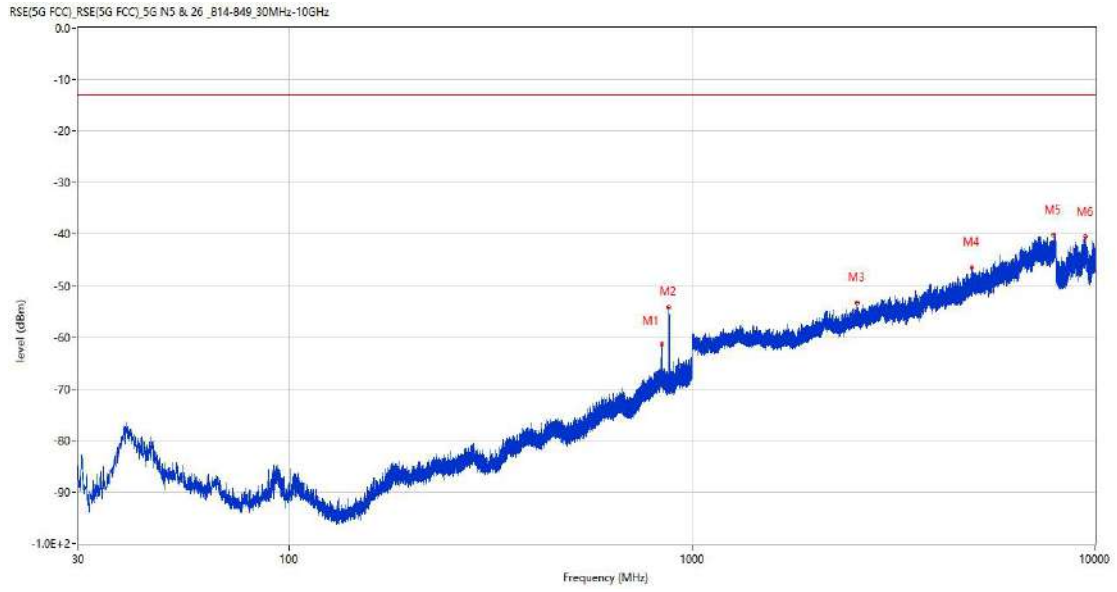
RSE-V&V n5 BW15 CH176300



| Frequency (MHz) | Result (dBm) | Factor (dB) | PK Limit (dBm) | Over Limit (dB) | Table (o) | ANT      | EUT      | Verdict |
|-----------------|--------------|-------------|----------------|-----------------|-----------|----------|----------|---------|
| 698.039         | -65.95       | -1.34       | -13.0          | 52.95           | 347.00    | Vertical | Vertical | Pass    |
| 839.998         | -61.33       | 4.87        | -13.0          | 48.33           | 174.00    | Vertical | Vertical | N/A     |
| 876.713         | -55.34       | 3.32        | -13.0          | 42.34           | 88.00     | Vertical | Vertical | N/A     |
| 4133.000        | -48.32       | 6.65        | -13.0          | 35.32           | 360.00    | Vertical | Vertical | Pass    |
| 7430.750        | -40.54       | 14.05       | -13.0          | 27.54           | 249.00    | Vertical | Vertical | Pass    |
| 9447.000        | -40.41       | 13.76       | -13.0          | 27.41           | 360.00    | Vertical | Vertical | Pass    |



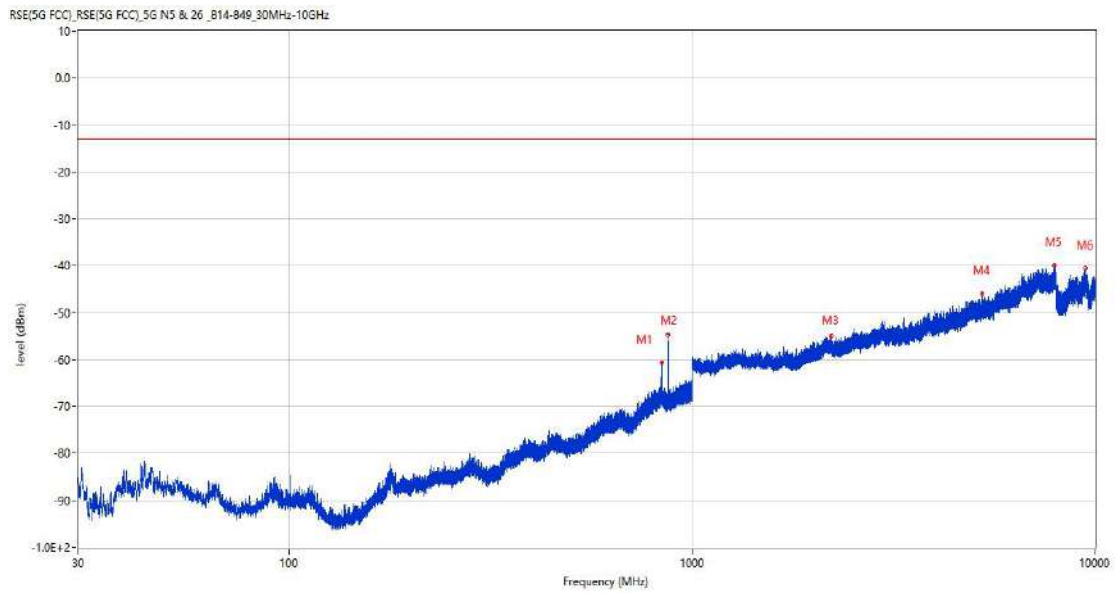
RSE-V&H n5 BW15 CH176300



| Frequency (MHz) | Result (dBm) | Factor (dB) | PK Limit (dBm) | Over Limit (dB) | Table (o) | ANT      | EUT        | Verdict |
|-----------------|--------------|-------------|----------------|-----------------|-----------|----------|------------|---------|
| 839.998         | -61.33       | 4.87        | -13.0          | 48.33           | 276.00    | Vertical | Horizontal | N/A     |
| 875.161         | -54.29       | 3.62        | -13.0          | 41.29           | 105.00    | Vertical | Horizontal | N/A     |
| 2569.800        | -53.25       | 0.42        | -13.0          | 40.25           | 344.00    | Vertical | Horizontal | Pass    |
| 4933.500        | -46.42       | 8.78        | -13.0          | 33.42           | 21.00     | Vertical | Horizontal | Pass    |
| 7867.500        | -40.15       | 14.39       | -13.0          | 27.15           | 0.00      | Vertical | Horizontal | Pass    |
| 9467.500        | -40.50       | 13.41       | -13.0          | 27.50           | 266.00    | Vertical | Horizontal | Pass    |

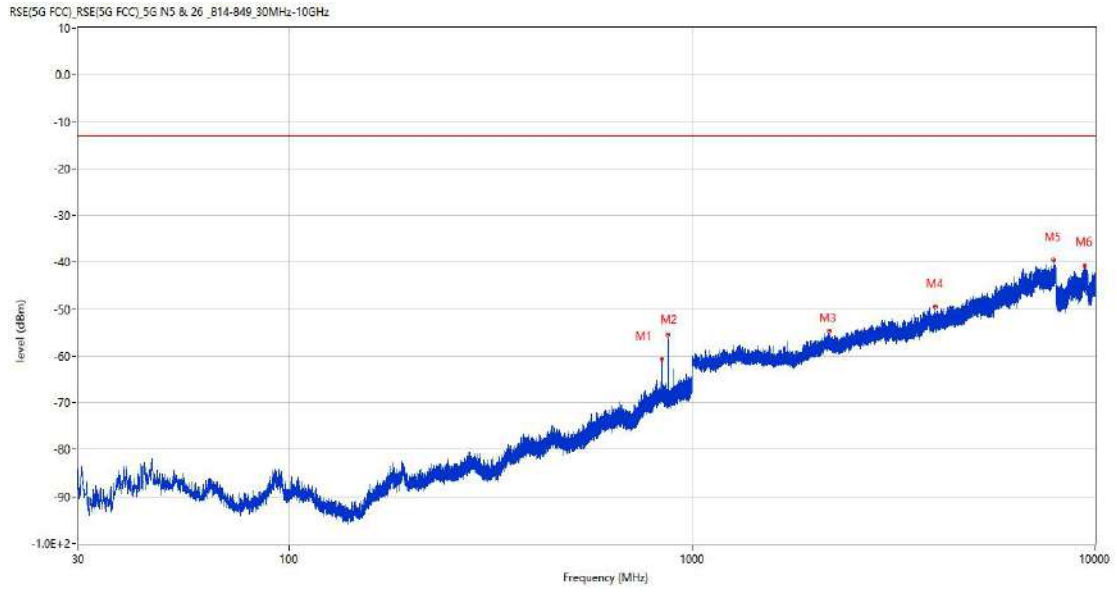
### 23.6 n5 BW20, QPSK, Middle Channel

RSE-H&H n5 BW20 CH531000



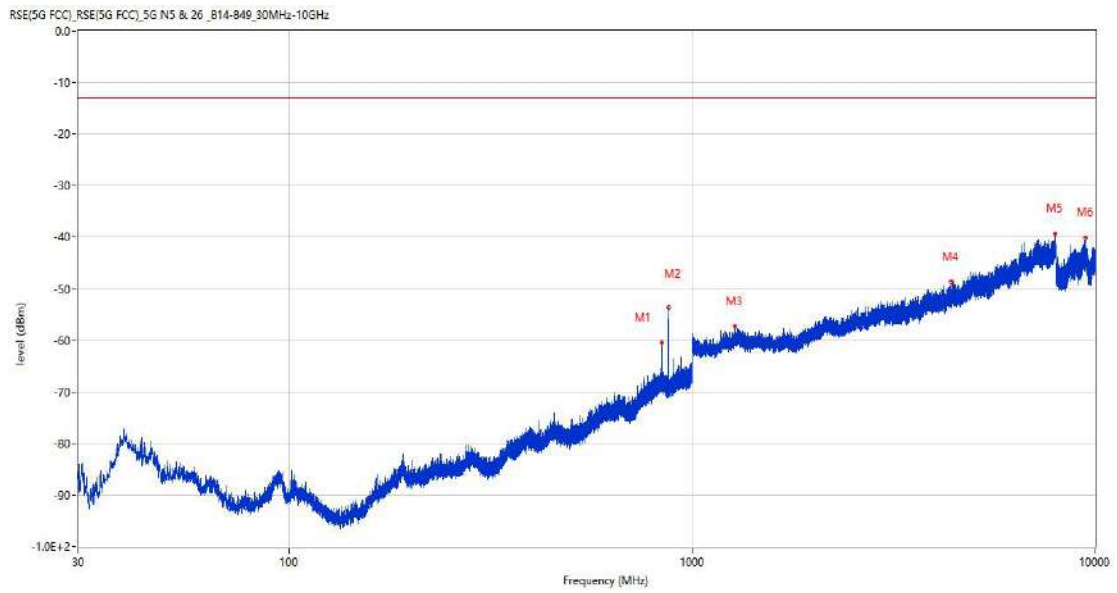
| Frequency (MHz) | Result (dBm) | Factor (dB) | PK Limit (dBm) | Over Limit (dB) | Table (o) | ANT        | EUT        | Verdict |
|-----------------|--------------|-------------|----------------|-----------------|-----------|------------|------------|---------|
| 839.998         | -60.67       | 4.87        | -13.0          | 47.67           | 272.00    | Horizontal | Horizontal | N/A     |
| 872.348         | -54.72       | 3.60        | -13.0          | 41.72           | 77.00     | Horizontal | Horizontal | N/A     |
| 2212.700        | -54.97       | -2.37       | -13.0          | 41.97           | 2.00      | Horizontal | Horizontal | Pass    |
| 5246.250        | -45.96       | 8.43        | -13.0          | 32.96           | 360.00    | Horizontal | Horizontal | Pass    |
| 7905.750        | -39.90       | 14.57       | -13.0          | 26.90           | 0.00      | Horizontal | Horizontal | Pass    |
| 9446.700        | -40.52       | 13.75       | -13.0          | 27.52           | 42.00     | Horizontal | Horizontal | Pass    |

RSE-H&V n5 BW20 CH176300



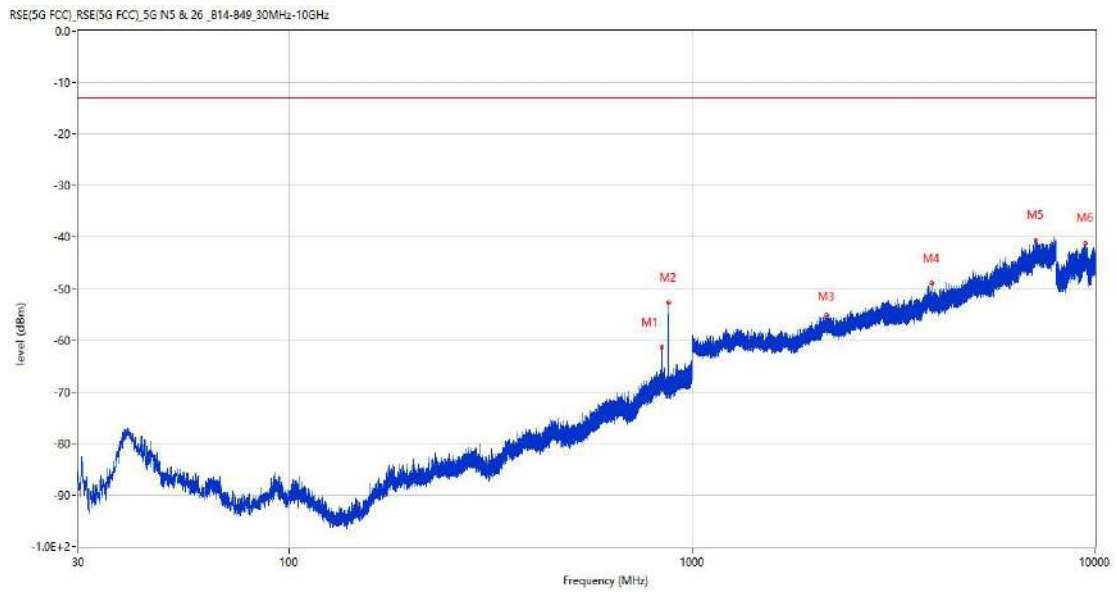
| Frequency (MHz) | Result (dBm) | Factor (dB) | PK Limit (dBm) | Over Limit (dB) | Table (o) | ANT        | EUT      | Verdict |
|-----------------|--------------|-------------|----------------|-----------------|-----------|------------|----------|---------|
| 839.998         | -60.73       | 4.87        | -13.0          | 47.73           | 360.00    | Horizontal | Vertical | N/A     |
| 873.076         | -55.53       | 3.52        | -13.0          | 42.53           | 341.00    | Horizontal | Vertical | N/A     |
| 2186.100        | -54.67       | -2.19       | -13.0          | 41.67           | 220.00    | Horizontal | Vertical | Pass    |
| 4008.250        | -49.48       | 6.94        | -13.0          | 36.48           | 190.00    | Horizontal | Vertical | Pass    |
| 7882.500        | -39.46       | 14.87       | -13.0          | 26.46           | 0.00      | Horizontal | Vertical | Pass    |
| 9428.200        | -40.66       | 13.60       | -13.0          | 27.66           | 20.00     | Horizontal | Vertical | Pass    |

RSE-V&V n5 BW20 CH176300



| Frequency (MHz) | Result (dBm) | Factor (dB) | PK Limit (dBm) | Over Limit (dB) | Table (o) | ANT      | EUT      | Verdict |
|-----------------|--------------|-------------|----------------|-----------------|-----------|----------|----------|---------|
| 839.998         | -60.37       | 4.87        | -13.0          | 47.37           | 59.00     | Vertical | Vertical | N/A     |
| 874.385         | -53.72       | 3.63        | -13.0          | 40.72           | 140.00    | Vertical | Vertical | N/A     |
| 1273.500        | -57.30       | -5.01       | -13.0          | 44.30           | 200.00    | Vertical | Vertical | Pass    |
| 4382.000        | -48.67       | 7.03        | -13.0          | 35.67           | 0.00      | Vertical | Vertical | Pass    |
| 7960.250        | -39.36       | 15.05       | -13.0          | 26.36           | 339.00    | Vertical | Vertical | Pass    |
| 9478.500        | -40.08       | 13.18       | -13.0          | 27.08           | 329.00    | Vertical | Vertical | Pass    |

RSE-V&H n5 BW20 CH176300

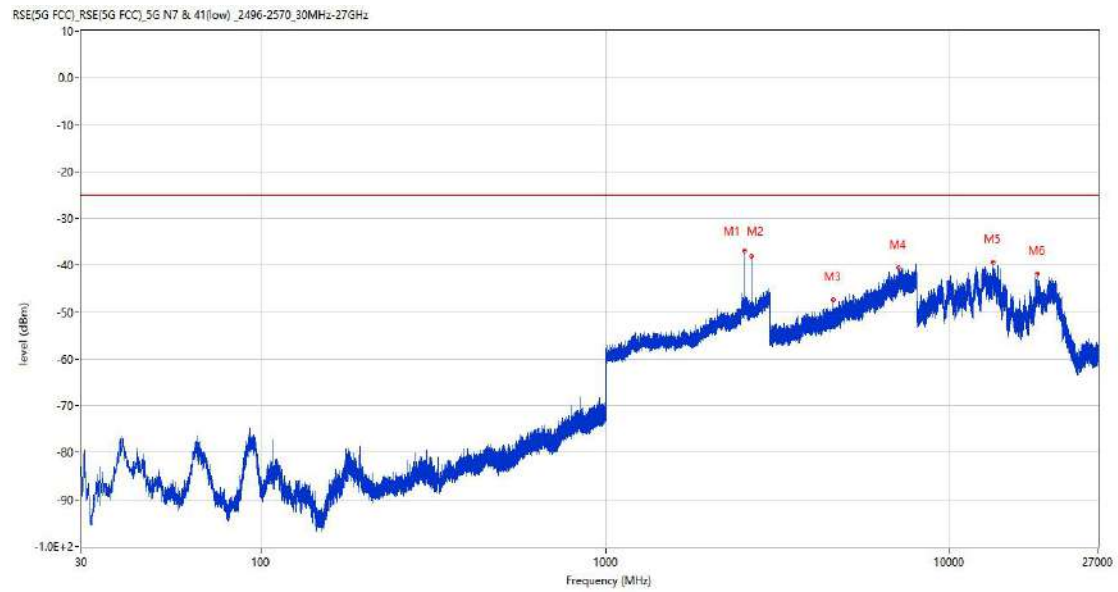


| Frequency (MHz) | Result (dBm) | Factor (dB) | PK Limit (dBm) | Over Limit (dB) | Table (o) | ANT      | EUT        | Verdict |
|-----------------|--------------|-------------|----------------|-----------------|-----------|----------|------------|---------|
| 839.998         | -61.48       | 4.87        | -13.0          | 48.48           | 118.00    | Vertical | Horizontal | N/A     |
| 874.919         | -52.76       | 3.69        | -13.0          | 39.76           | 88.00     | Vertical | Horizontal | N/A     |
| 2157.400        | -55.13       | -2.15       | -13.0          | 42.13           | 63.00     | Vertical | Horizontal | Pass    |
| 3929.000        | -49.00       | 6.39        | -13.0          | 36.00           | 88.00     | Vertical | Horizontal | Pass    |
| 7120.750        | -40.62       | 13.78       | -13.0          | 27.62           | 0.00      | Vertical | Horizontal | Pass    |
| 9474.700        | -41.24       | 13.26       | -13.0          | 28.24           | 360.00    | Vertical | Horizontal | Pass    |

24 n7

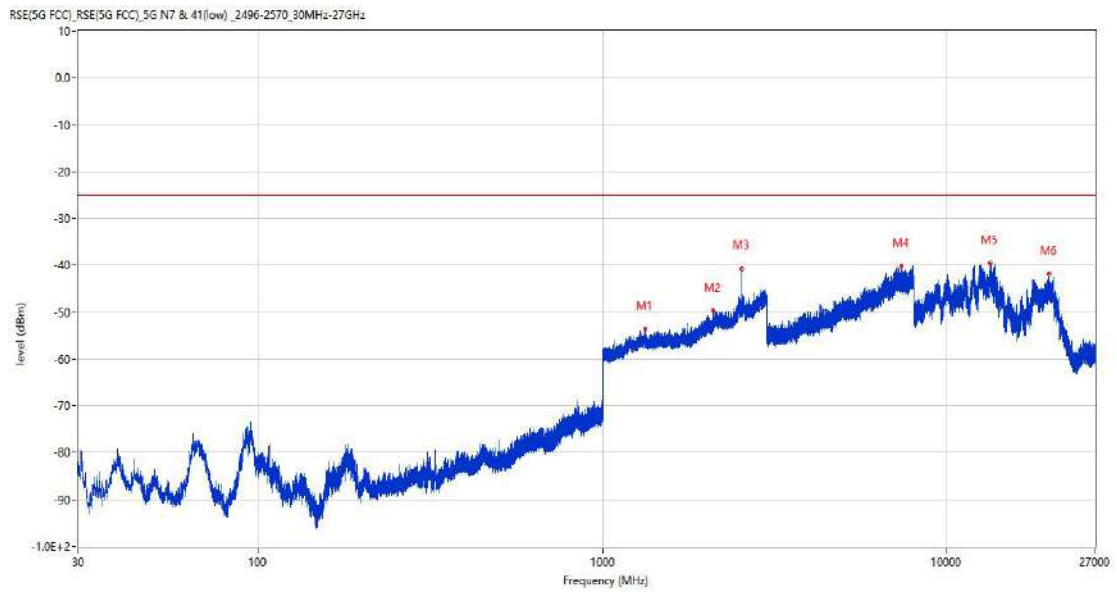
24.1 n7 BW5, PI/2 BPSK, Middle Channel

RSE-H&H n7 BW5 CH531000



| Frequency (MHz) | Result (dBm) | Factor (dB) | PK Limit (dBm) | Over Limit (dB) | Table (o) | ANT        | EUT        | Verdict |
|-----------------|--------------|-------------|----------------|-----------------|-----------|------------|------------|---------|
| 2536.200        | -36.78       | 7.27        | -25.0          | 11.78           | 137.00    | Horizontal | Horizontal | N/A     |
| 2655.000        | -38.12       | 6.69        | -25.0          | 13.12           | 207.00    | Horizontal | Horizontal | N/A     |
| 4583.000        | -47.36       | 7.25        | -25.0          | 22.36           | 241.00    | Horizontal | Horizontal | Pass    |
| 7104.750        | -40.51       | 13.59       | -25.0          | 15.51           | 146.00    | Horizontal | Horizontal | Pass    |
| 13378.425       | -39.40       | 16.81       | -25.0          | 14.40           | 214.00    | Horizontal | Horizontal | Pass    |
| 17976.637       | -41.88       | 13.43       | -25.0          | 16.88           | 289.00    | Horizontal | Horizontal | Pass    |

RSE-H&V n7 BW5 CH531000



| Frequency (MHz) | Result (dBm) | Factor (dB) | PK Limit (dBm) | Over Limit (dB) | Table (o) | ANT        | EUT      | Verdict |
|-----------------|--------------|-------------|----------------|-----------------|-----------|------------|----------|---------|
| 1334.500        | -53.65       | -1.58       | -25.0          | 28.65           | 281.00    | Horizontal | Vertical | Pass    |
| 2098.200        | -49.70       | 2.14        | -25.0          | 24.70           | 360.00    | Horizontal | Vertical | Pass    |
| 2535.300        | -40.67       | 7.26        | -25.0          | 15.67           | 26.00     | Horizontal | Vertical | N/A     |
| 7411.750        | -40.19       | 14.12       | -25.0          | 15.19           | 64.00     | Horizontal | Vertical | Pass    |
| 13346.138       | -39.51       | 16.39       | -25.0          | 14.51           | 77.00     | Horizontal | Vertical | Pass    |
| 19818.449       | -41.86       | 12.94       | -25.0          | 16.86           | 260.00    | Horizontal | Vertical | Pass    |

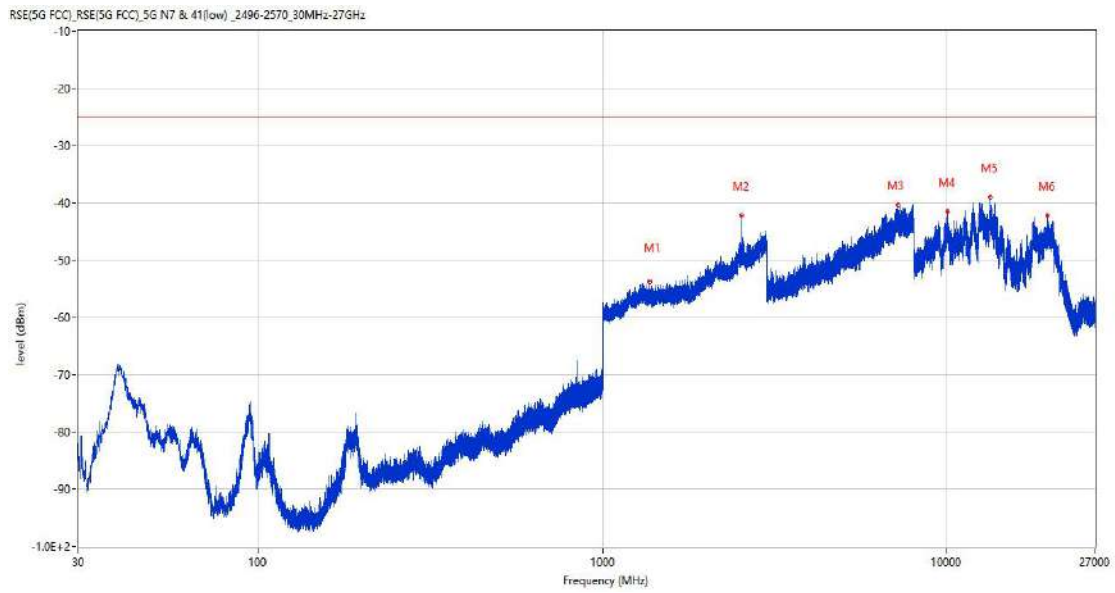
RSE-V&V n7 BW5 CH531000



| Frequency (MHz) | Result (dBm) | Factor (dB) | PK Limit (dBm) | Over Limit (dB) | Table (o) | ANT      | EUT      | Verdict |
|-----------------|--------------|-------------|----------------|-----------------|-----------|----------|----------|---------|
| 1560.000        | -53.72       | -1.18       | -25.0          | 28.72           | 360.00    | Vertical | Vertical | Pass    |
| 2536.000        | -39.97       | 7.26        | -25.0          | 14.97           | 27.00     | Vertical | Vertical | N/A     |
| 4975.000        | -46.44       | 9.28        | -25.0          | 21.44           | 0.00      | Vertical | Vertical | Pass    |
| 10056.275       | -41.18       | 13.08       | -25.0          | 16.18           | 240.00    | Vertical | Vertical | Pass    |
| 11951.050       | -39.69       | 14.01       | -25.0          | 14.69           | 205.00    | Vertical | Vertical | Pass    |
| 17878.198       | -42.66       | 12.43       | -25.0          | 17.66           | 360.00    | Vertical | Vertical | Pass    |



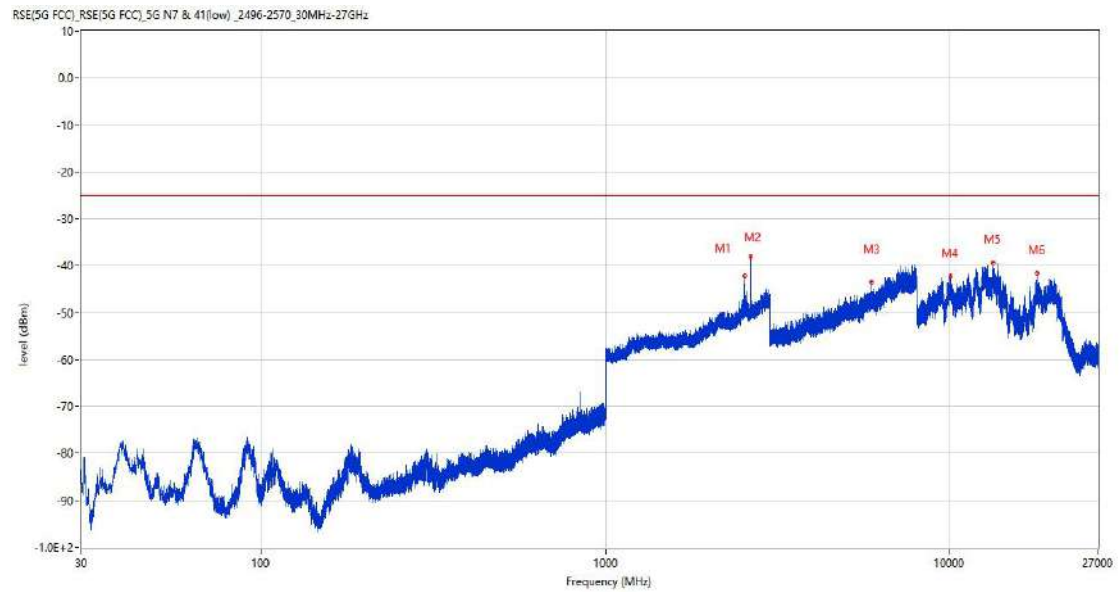
RSE-V&H n7 BW5 CH531000



| Frequency (MHz) | Result (dBm) | Factor (dB) | PK Limit (dBm) | Over Limit (dB) | Table (o) | ANT      | EUT        | Verdict |
|-----------------|--------------|-------------|----------------|-----------------|-----------|----------|------------|---------|
| 1373.600        | -53.72       | -1.54       | -25.0          | 28.72           | 214.00    | Vertical | Horizontal | Pass    |
| 2535.900        | -42.16       | 7.26        | -25.0          | 17.16           | 120.00    | Vertical | Horizontal | N/A     |
| 7218.000        | -40.29       | 13.91       | -25.0          | 15.29           | 328.00    | Vertical | Horizontal | Pass    |
| 10058.412       | -41.53       | 13.01       | -25.0          | 16.53           | 187.00    | Vertical | Horizontal | Pass    |
| 13389.450       | -38.93       | 16.91       | -25.0          | 13.93           | 353.00    | Vertical | Horizontal | Pass    |
| 19666.801       | -42.19       | 12.94       | -25.0          | 17.19           | 192.00    | Vertical | Horizontal | Pass    |

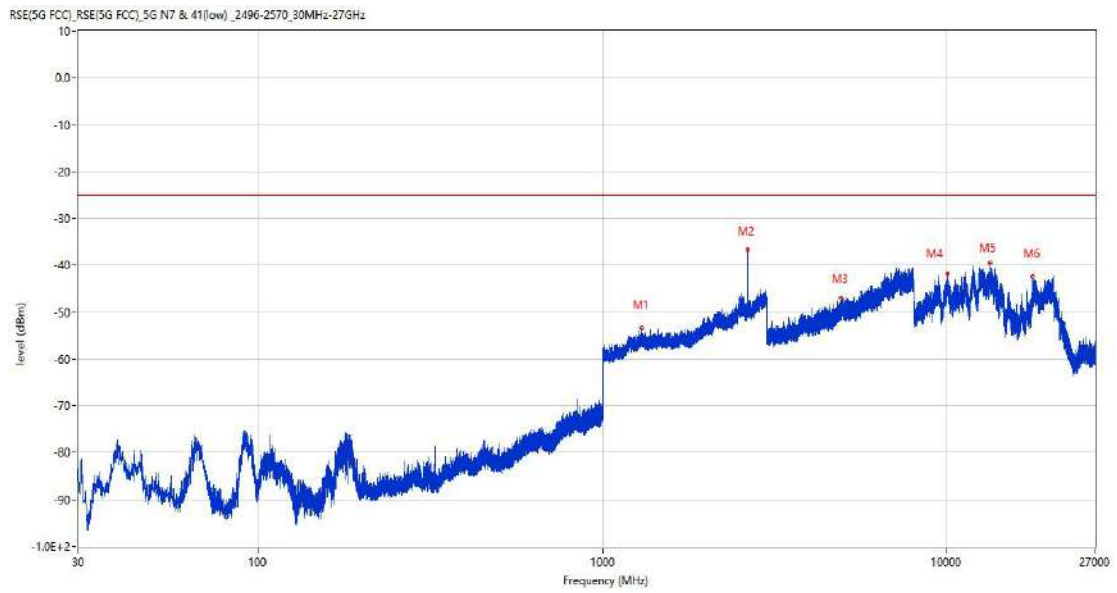
## 24.2 n7 BW25, PI/2 BPSK, Middle Channel

RSE-H&H n7 BW25 CH531000



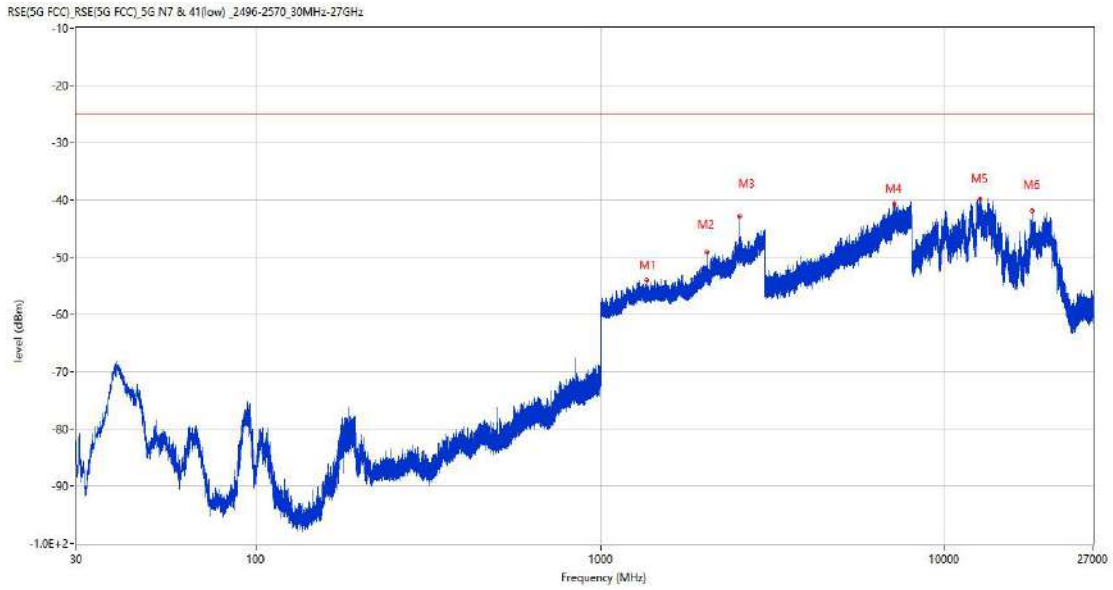
| Frequency (MHz) | Result (dBm) | Factor (dB) | PK Limit (dBm) | Over Limit (dB) | Table (o) | ANT        | EUT        | Verdict |
|-----------------|--------------|-------------|----------------|-----------------|-----------|------------|------------|---------|
| 2537.600        | -42.22       | 7.28        | -25.0          | 17.22           | 132.00    | Horizontal | Horizontal | N/A     |
| 2645.400        | -38.05       | 6.86        | -25.0          | 13.05           | 200.00    | Horizontal | Horizontal | N/A     |
| 5913.750        | -43.36       | 10.39       | -25.0          | 18.36           | 173.00    | Horizontal | Horizontal | Pass    |
| 10068.150       | -42.24       | 12.69       | -25.0          | 17.24           | 258.00    | Horizontal | Horizontal | Pass    |
| 13371.600       | -39.30       | 16.74       | -25.0          | 14.30           | 262.00    | Horizontal | Horizontal | Pass    |
| 17944.875       | -41.54       | 13.97       | -25.0          | 16.54           | 311.00    | Horizontal | Horizontal | Pass    |

RSE-H&V n7 BW25 CH531000



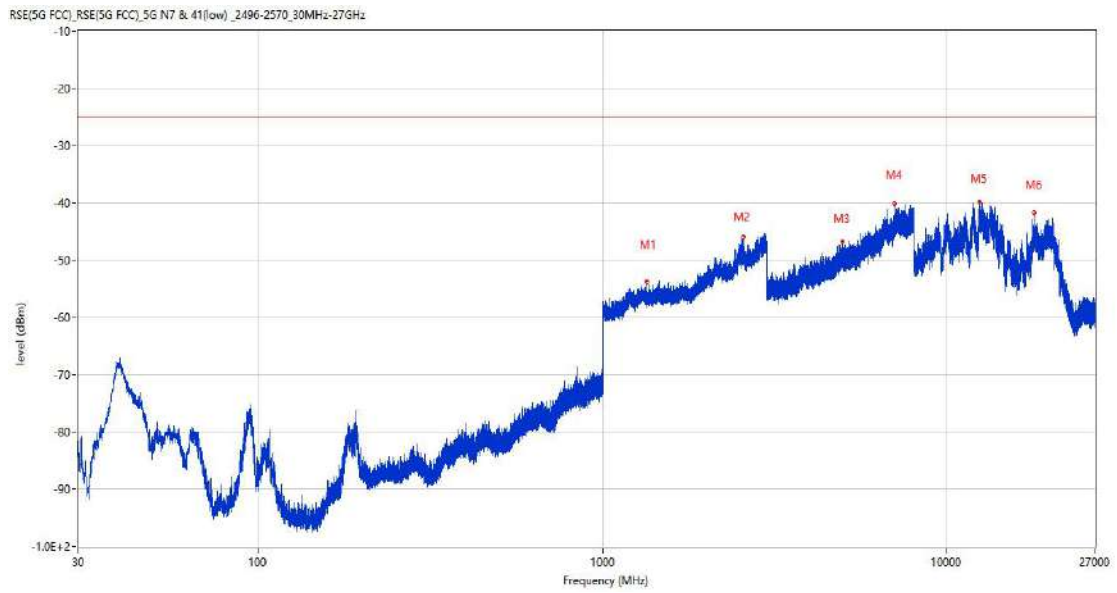
| Frequency (MHz) | Result (dBm) | Factor (dB) | PK Limit (dBm) | Over Limit (dB) | Table (o) | ANT        | EUT      | Verdict |
|-----------------|--------------|-------------|----------------|-----------------|-----------|------------|----------|---------|
| 1300.700        | -53.46       | -0.97       | -25.0          | 28.46           | 360.00    | Horizontal | Vertical | Pass    |
| 2645.800        | -36.59       | 6.93        | -25.0          | 11.59           | 210.00    | Horizontal | Vertical | N/A     |
| 4925.500        | -47.06       | 8.74        | -25.0          | 22.06           | 360.00    | Horizontal | Vertical | Pass    |
| 10067.200       | -41.79       | 12.72       | -25.0          | 16.79           | 268.00    | Horizontal | Vertical | Pass    |
| 13376.850       | -39.55       | 16.79       | -25.0          | 14.55           | 360.00    | Horizontal | Vertical | Pass    |
| 17814.151       | -42.41       | 12.82       | -25.0          | 17.41           | 219.00    | Horizontal | Vertical | Pass    |

RSE-V&V n7 BW25 CH531000



| Frequency (MHz) | Result (dBm) | Factor (dB) | PK Limit (dBm) | Over Limit (dB) | Table (o) | ANT      | EUT      | Verdict |
|-----------------|--------------|-------------|----------------|-----------------|-----------|----------|----------|---------|
| 1359.800        | -54.09       | -1.67       | -25.0          | 29.09           | 360.00    | Vertical | Vertical | Pass    |
| 2041.300        | -49.20       | 1.44        | -25.0          | 24.20           | 360.00    | Vertical | Vertical | Pass    |
| 2537.400        | -42.88       | 7.28        | -25.0          | 17.88           | 51.00     | Vertical | Vertical | N/A     |
| 7130.750        | -40.64       | 13.83       | -25.0          | 15.64           | 152.00    | Vertical | Vertical | Pass    |
| 12663.550       | -39.90       | 14.41       | -25.0          | 14.90           | 303.00    | Vertical | Vertical | Pass    |
| 17942.512       | -41.94       | 13.91       | -25.0          | 16.94           | 1.00      | Vertical | Vertical | Pass    |

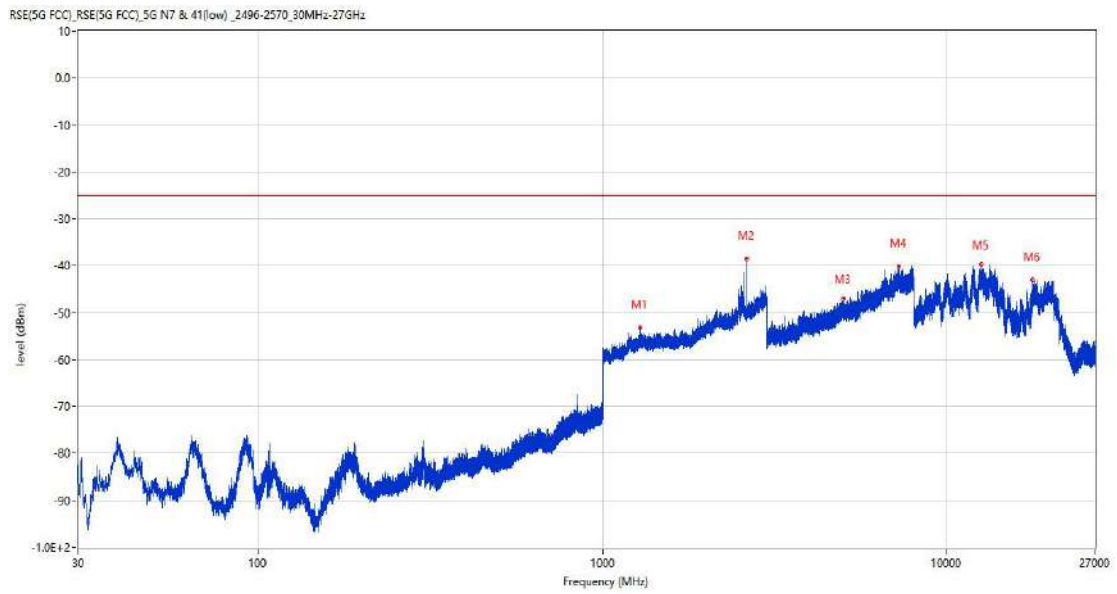
RSE-V&H n7 BW25 CH531000



| Frequency (MHz) | Result (dBm) | Factor (dB) | PK Limit (dBm) | Over Limit (dB) | Table (o) | ANT      | EUT        | Verdict |
|-----------------|--------------|-------------|----------------|-----------------|-----------|----------|------------|---------|
| 1350.700        | -53.70       | -1.68       | -25.0          | 28.70           | 360.00    | Vertical | Horizontal | Pass    |
| 2570.500        | -45.96       | 7.38        | -25.0          | 20.96           | 339.00    | Vertical | Horizontal | N/A     |
| 4982.750        | -46.71       | 9.17        | -25.0          | 21.71           | 19.00     | Vertical | Horizontal | Pass    |
| 7050.500        | -40.19       | 13.34       | -25.0          | 15.19           | 357.00    | Vertical | Horizontal | Pass    |
| 12499.438       | -39.88       | 14.71       | -25.0          | 14.88           | 317.00    | Vertical | Horizontal | Pass    |
| 17947.501       | -41.77       | 14.03       | -25.0          | 16.77           | 310.00    | Vertical | Horizontal | Pass    |

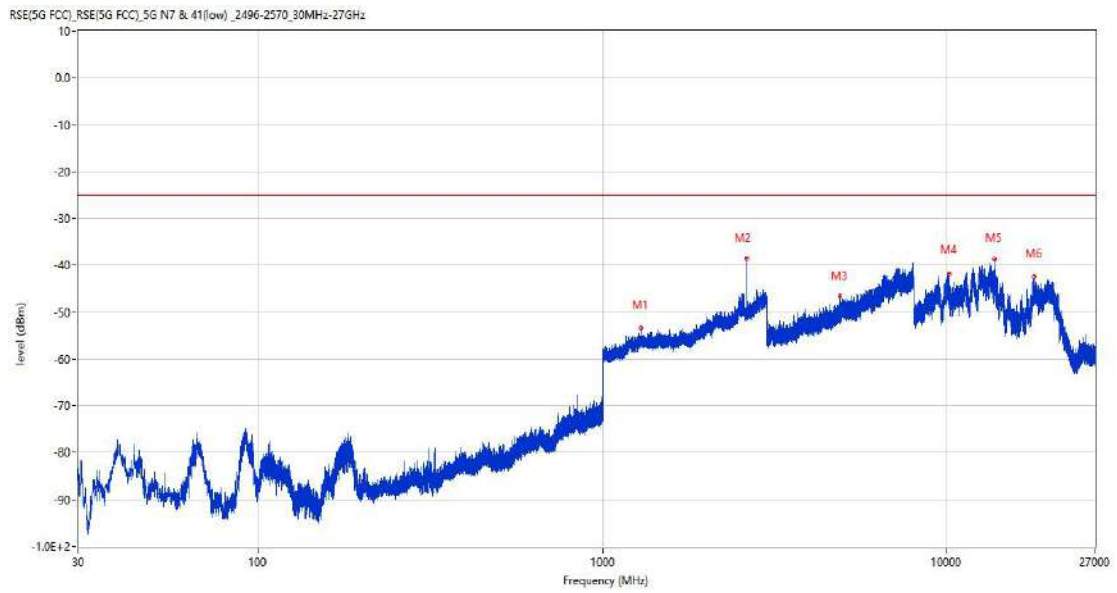
### 24.3 n7 BW50, PI/2 BPSK, Middle Channel

RSE-H&H n7 BW50 CH531000



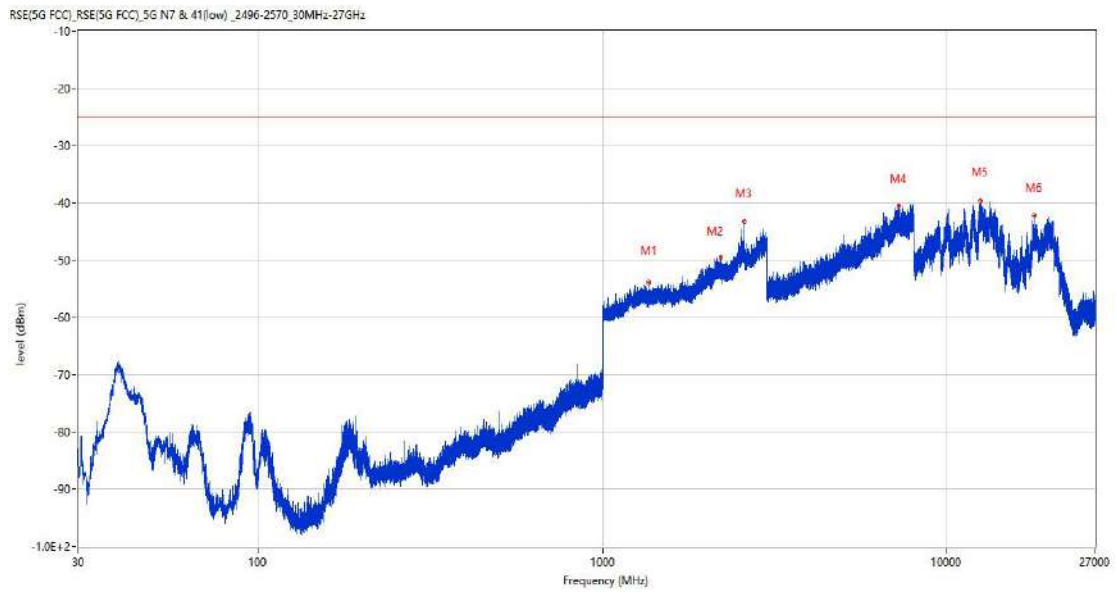
| Frequency (MHz) | Result (dBm) | Factor (dB) | PK Limit (dBm) | Over Limit (dB) | Table (o) | ANT        | EUT        | Verdict |
|-----------------|--------------|-------------|----------------|-----------------|-----------|------------|------------|---------|
| 1284.300        | -53.14       | -1.30       | -25.0          | 28.14           | 132.00    | Horizontal | Horizontal | Pass    |
| 2633.600        | -38.45       | 5.70        | -25.0          | 13.45           | 306.00    | Horizontal | Horizontal | N/A     |
| 5003.250        | -46.90       | 9.08        | -25.0          | 21.90           | 167.00    | Horizontal | Horizontal | Pass    |
| 7248.500        | -40.16       | 14.63       | -25.0          | 15.16           | 133.00    | Horizontal | Horizontal | Pass    |
| 12636.951       | -39.81       | 14.25       | -25.0          | 14.81           | 281.00    | Horizontal | Horizontal | Pass    |
| 17810.475       | -42.99       | 12.92       | -25.0          | 17.99           | 360.00    | Horizontal | Horizontal | Pass    |

RSE-H&V n7 BW50 CH531000



| Frequency (MHz) | Result (dBm) | Factor (dB) | PK Limit (dBm) | Over Limit (dB) | Table (o) | ANT        | EUT      | Verdict |
|-----------------|--------------|-------------|----------------|-----------------|-----------|------------|----------|---------|
| 1296.400        | -53.33       | -1.06       | -25.0          | 28.33           | 40.00     | Horizontal | Vertical | Pass    |
| 2633.000        | -38.52       | 5.68        | -25.0          | 13.52           | 198.00    | Horizontal | Vertical | N/A     |
| 4890.500        | -46.58       | 8.35        | -25.0          | 21.58           | 339.00    | Horizontal | Vertical | Pass    |
| 10164.575       | -41.70       | 11.20       | -25.0          | 16.70           | 153.00    | Horizontal | Vertical | Pass    |
| 13800.263       | -38.69       | 17.00       | -25.0          | 13.69           | 348.00    | Horizontal | Vertical | Pass    |
| 17937.787       | -42.45       | 13.80       | -25.0          | 17.45           | 294.00    | Horizontal | Vertical | Pass    |

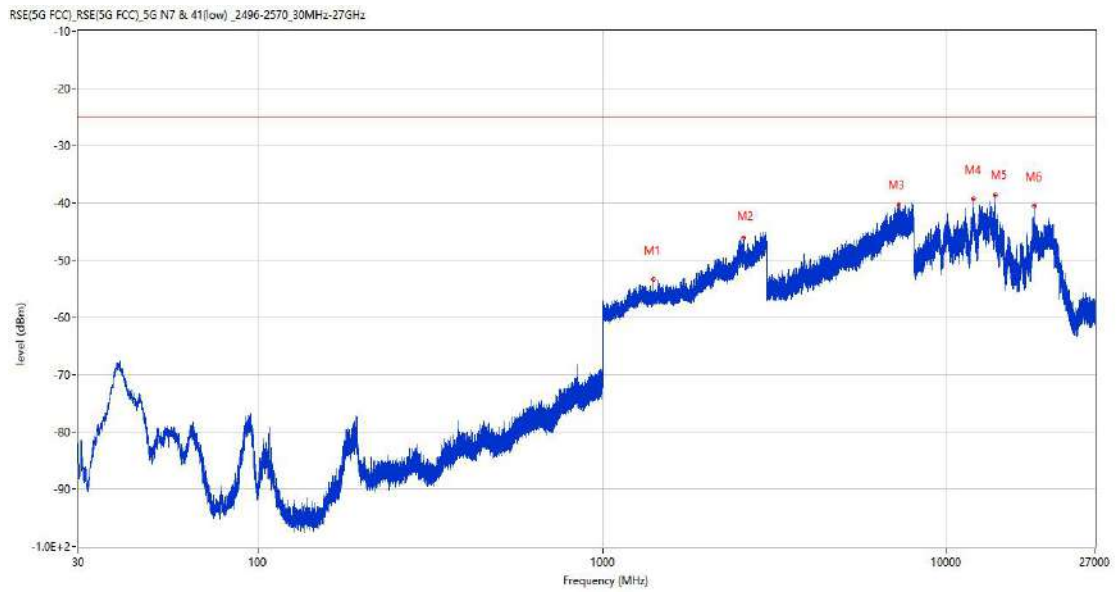
RSE-V&V n7 BW50 CH531000



| Frequency (MHz) | Result (dBm) | Factor (dB) | PK Limit (dBm) | Over Limit (dB) | Table (o) | ANT      | EUT      | Verdict |
|-----------------|--------------|-------------|----------------|-----------------|-----------|----------|----------|---------|
| 1365.000        | -53.89       | -1.50       | -25.0          | 28.89           | 360.00    | Vertical | Vertical | Pass    |
| 2208.700        | -49.45       | 3.42        | -25.0          | 24.45           | 343.00    | Vertical | Vertical | Pass    |
| 2587.100        | -43.23       | 6.54        | -25.0          | 18.23           | 27.00     | Vertical | Vertical | N/A     |
| 7248.250        | -40.59       | 14.62       | -25.0          | 15.59           | 22.00     | Vertical | Vertical | Pass    |
| 12507.750       | -39.66       | 14.60       | -25.0          | 14.66           | 291.00    | Vertical | Vertical | Pass    |
| 17969.287       | -42.25       | 13.61       | -25.0          | 17.25           | 241.00    | Vertical | Vertical | Pass    |



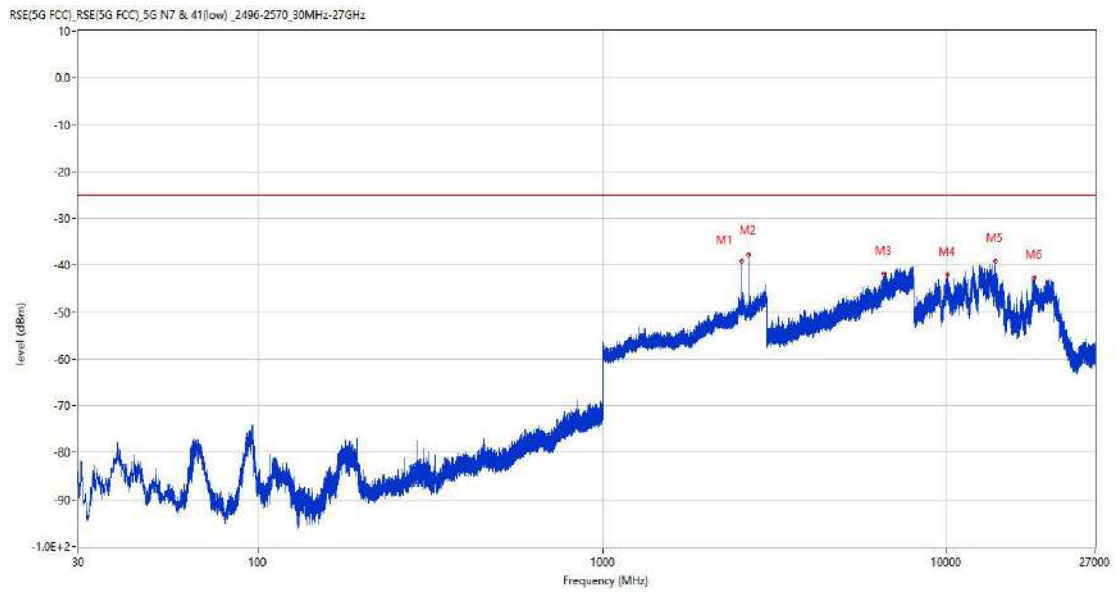
RSE-V&H n7 BW50 CH531000



| Frequency (MHz) | Result (dBm) | Factor (dB) | PK Limit (dBm) | Over Limit (dB) | Table (o) | ANT      | EUT        | Verdict |
|-----------------|--------------|-------------|----------------|-----------------|-----------|----------|------------|---------|
| 1400.800        | -53.39       | -1.70       | -25.0          | 28.39           | 142.00    | Vertical | Horizontal | Pass    |
| 2570.400        | -46.14       | 7.38        | -25.0          | 21.14           | 72.00     | Vertical | Horizontal | N/A     |
| 7245.500        | -40.26       | 14.61       | -25.0          | 15.26           | 34.00     | Vertical | Horizontal | Pass    |
| 11944.875       | -39.25       | 14.00       | -25.0          | 14.25           | 332.00    | Vertical | Horizontal | Pass    |
| 13804.200       | -38.66       | 16.91       | -25.0          | 13.66           | 255.00    | Vertical | Horizontal | Pass    |
| 17929.912       | -40.46       | 13.61       | -25.0          | 15.46           | 230.00    | Vertical | Horizontal | Pass    |

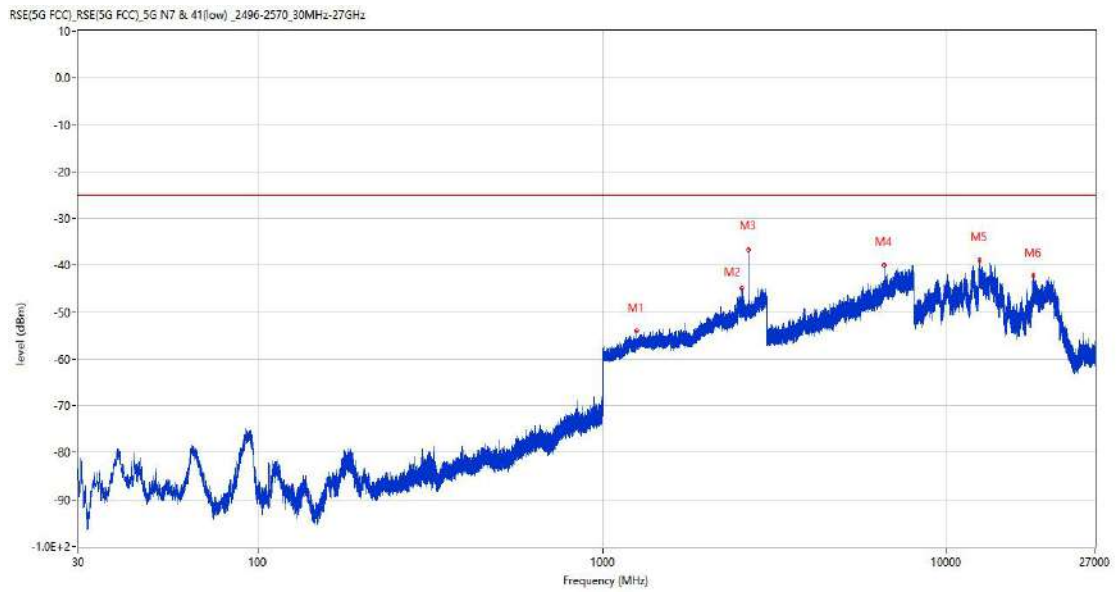
## 24.4 n7 BW5, QPSK, Middle Channel

RSE-H&H n7 BW5 CH531000



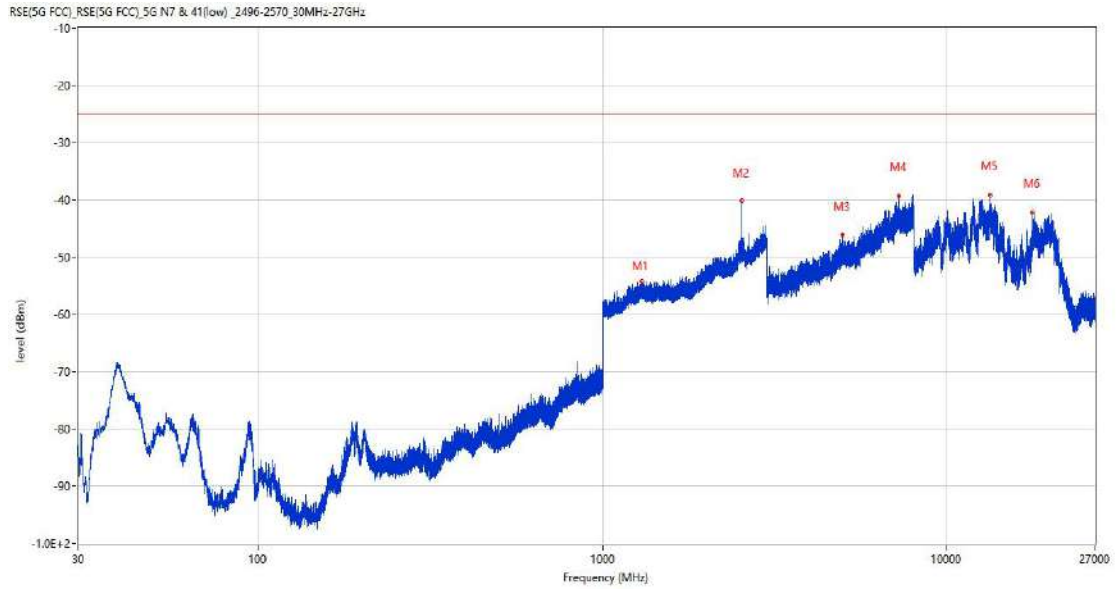
| Frequency (MHz) | Result (dBm) | Factor (dB) | PK Limit (dBm) | Over Limit (dB) | Table (o) | ANT        | EUT        | Verdict |
|-----------------|--------------|-------------|----------------|-----------------|-----------|------------|------------|---------|
| 2536.200        | -39.07       | 7.27        | -25.0          | 14.07           | 143.00    | Horizontal | Horizontal | N/A     |
| 2655.600        | -37.55       | 6.64        | -25.0          | 12.55           | 207.00    | Horizontal | Horizontal | N/A     |
| 6596.000        | -41.71       | 12.84       | -25.0          | 16.71           | 39.00     | Horizontal | Horizontal | Pass    |
| 10064.588       | -42.00       | 12.81       | -25.0          | 17.00           | 350.00    | Horizontal | Horizontal | Pass    |
| 13811.550       | -39.19       | 16.74       | -25.0          | 14.19           | 271.00    | Horizontal | Horizontal | Pass    |
| 17943.562       | -42.55       | 13.94       | -25.0          | 17.55           | 149.00    | Horizontal | Horizontal | Pass    |

RSE-H&V n7 BW5 CH531000



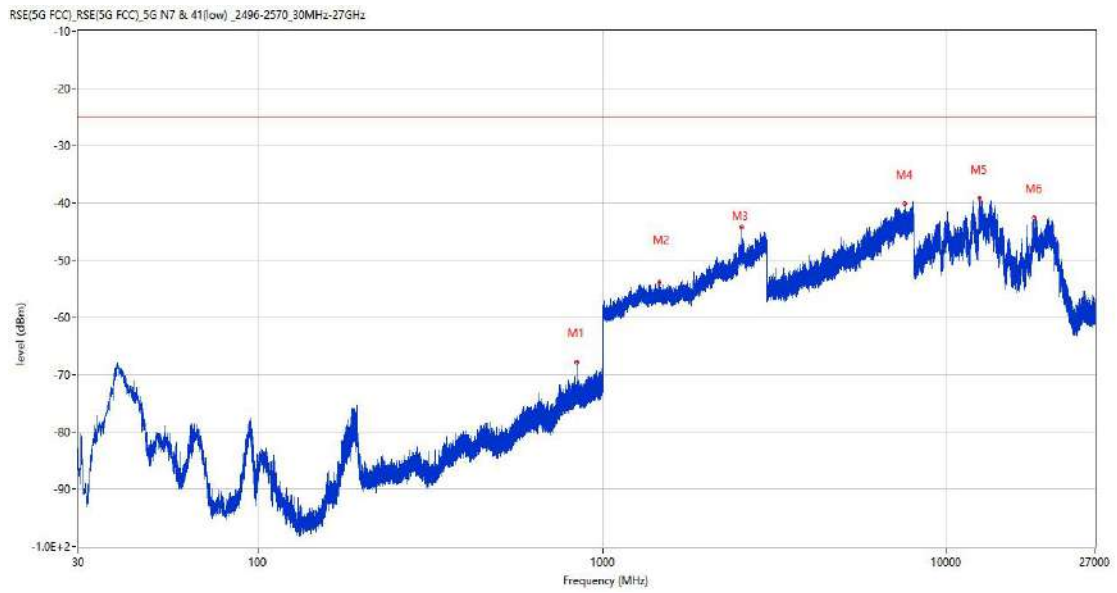
| Frequency (MHz) | Result (dBm) | Factor (dB) | PK Limit (dBm) | Over Limit (dB) | Table (o) | ANT        | EUT      | Verdict |
|-----------------|--------------|-------------|----------------|-----------------|-----------|------------|----------|---------|
| 1254.400        | -53.98       | -1.58       | -25.0          | 28.98           | 1.00      | Horizontal | Vertical | Pass    |
| 2536.100        | -44.82       | 7.26        | -25.0          | 19.82           | 106.00    | Horizontal | Vertical | N/A     |
| 2654.800        | -36.52       | 6.71        | -25.0          | 11.52           | 297.00    | Horizontal | Vertical | N/A     |
| 6580.750        | -39.97       | 13.05       | -25.0          | 14.97           | 55.00     | Horizontal | Vertical | Pass    |
| 12495.875       | -38.99       | 14.68       | -25.0          | 13.99           | 210.00    | Horizontal | Vertical | Pass    |
| 17837.775       | -42.17       | 12.17       | -25.0          | 17.17           | 38.00     | Horizontal | Vertical | Pass    |

RSE-V&V n7 BW5 CH531000



| Frequency (MHz) | Result (dBm) | Factor (dB) | PK Limit (dBm) | Over Limit (dB) | Table (o) | ANT      | EUT      | Verdict |
|-----------------|--------------|-------------|----------------|-----------------|-----------|----------|----------|---------|
| 1304.800        | -54.27       | -0.77       | -25.0          | 29.27           | 182.00    | Vertical | Vertical | Pass    |
| 2535.800        | -40.21       | 7.26        | -25.0          | 15.21           | 56.00     | Vertical | Vertical | N/A     |
| 4985.000        | -46.15       | 9.07        | -25.0          | 21.15           | 26.00     | Vertical | Vertical | Pass    |
| 7259.000        | -39.27       | 14.62       | -25.0          | 14.27           | 360.00    | Vertical | Vertical | Pass    |
| 13344.300       | -39.14       | 16.32       | -25.0          | 14.14           | 3.00      | Vertical | Vertical | Pass    |
| 17782.125       | -42.16       | 12.09       | -25.0          | 17.16           | 3.00      | Vertical | Vertical | Pass    |

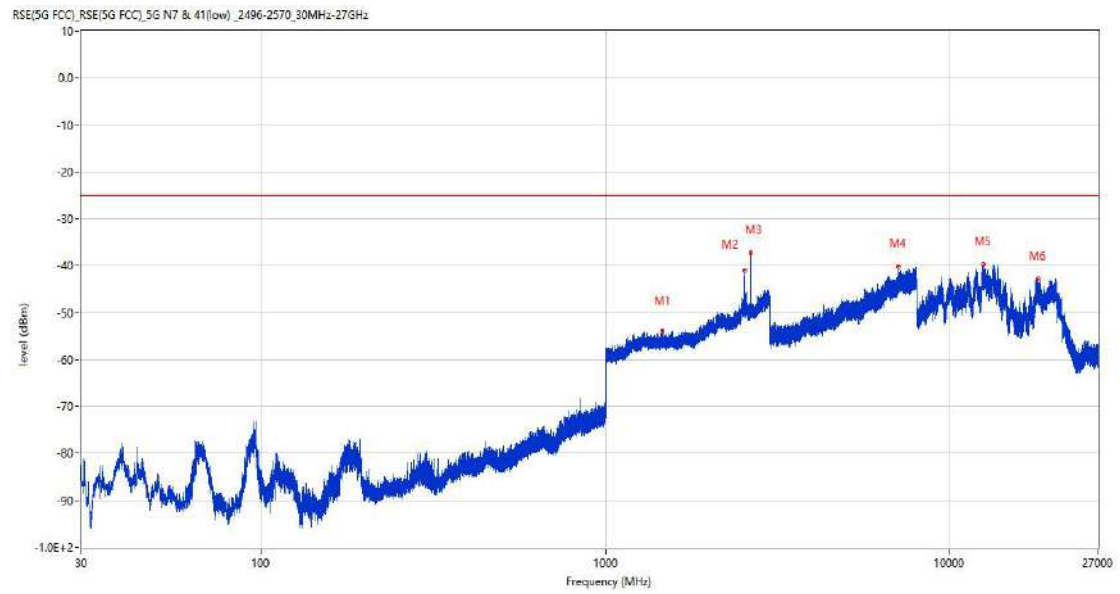
RSE-V&H n7 BW5 CH531000



| Frequency (MHz) | Result (dBm) | Factor (dB) | PK Limit (dBm) | Over Limit (dB) | Table (o) | ANT      | EUT        | Verdict |
|-----------------|--------------|-------------|----------------|-----------------|-----------|----------|------------|---------|
| 839.998         | -67.79       | -0.14       | -25.0          | 42.79           | 168.00    | Vertical | Horizontal | Pass    |
| 1461.600        | -53.97       | -1.25       | -25.0          | 28.97           | 1.00      | Vertical | Horizontal | Pass    |
| 2535.700        | -44.25       | 7.26        | -25.0          | 19.25           | 35.00     | Vertical | Horizontal | N/A     |
| 7583.250        | -40.24       | 14.33       | -25.0          | 15.24           | 328.00    | Vertical | Horizontal | Pass    |
| 12503.474       | -39.21       | 14.66       | -25.0          | 14.21           | 119.00    | Vertical | Horizontal | Pass    |
| 17947.238       | -42.52       | 14.02       | -25.0          | 17.52           | 360.00    | Vertical | Horizontal | Pass    |

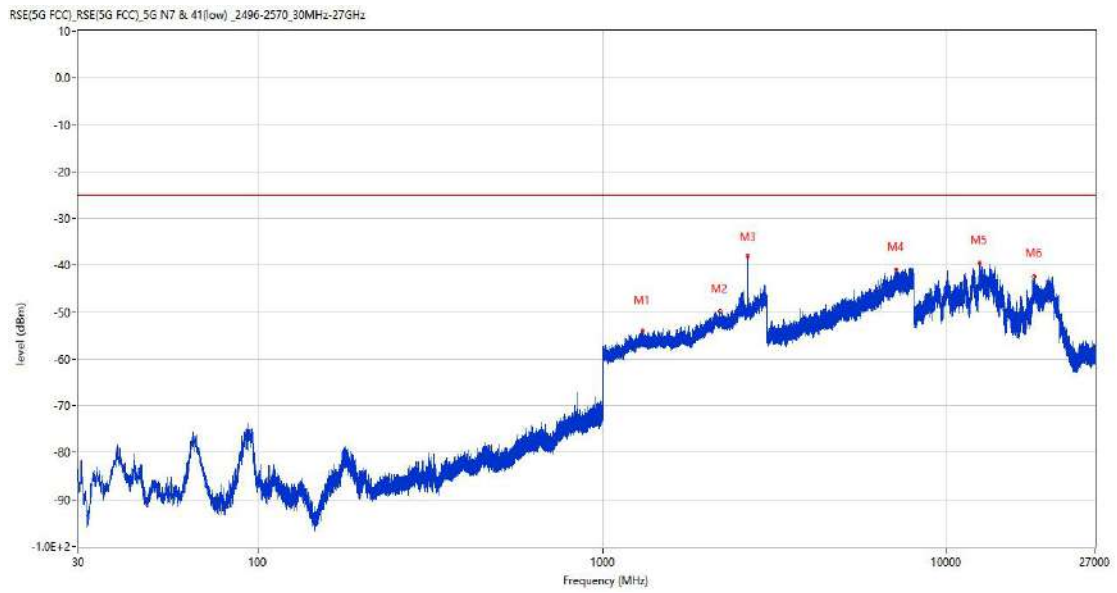
## 24.5 n7 BW25, QPSK, Middle Channel

RSE-H&H n7 BW25 CH531000



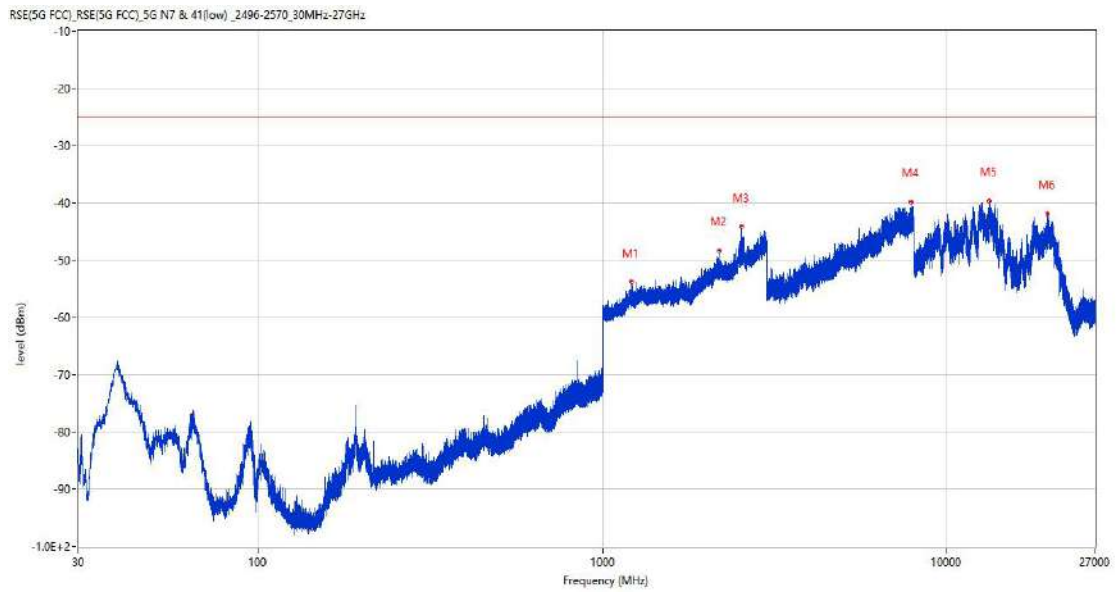
| Frequency (MHz) | Result (dBm) | Factor (dB) | PK Limit (dBm) | Over Limit (dB) | Table (o) | ANT        | EUT        | Verdict |
|-----------------|--------------|-------------|----------------|-----------------|-----------|------------|------------|---------|
| 1462.200        | -53.83       | -1.27       | -25.0          | 28.83           | 165.00    | Horizontal | Horizontal | Pass    |
| 2539.000        | -41.06       | 7.30        | -25.0          | 16.06           | 145.00    | Horizontal | Horizontal | N/A     |
| 2644.400        | -37.18       | 6.86        | -25.0          | 12.18           | 296.00    | Horizontal | Horizontal | N/A     |
| 7099.500        | -40.20       | 13.48       | -25.0          | 15.20           | 259.00    | Horizontal | Horizontal | Pass    |
| 12536.963       | -39.81       | 14.13       | -25.0          | 14.81           | 221.00    | Horizontal | Horizontal | Pass    |
| 18072.001       | -42.87       | 12.85       | -25.0          | 17.87           | 170.00    | Horizontal | Horizontal | Pass    |

RSE-H&V n7 BW25 CH531000



| Frequency (MHz) | Result (dBm) | Factor (dB) | PK Limit (dBm) | Over Limit (dB) | Table (o) | ANT        | EUT      | Verdict |
|-----------------|--------------|-------------|----------------|-----------------|-----------|------------|----------|---------|
| 1307.700        | -53.95       | -0.94       | -25.0          | 28.95           | 54.00     | Horizontal | Vertical | Pass    |
| 2200.800        | -49.90       | 3.16        | -25.0          | 24.90           | 197.00    | Horizontal | Vertical | Pass    |
| 2644.400        | -38.06       | 6.86        | -25.0          | 13.06           | 190.00    | Horizontal | Vertical | N/A     |
| 7128.500        | -41.02       | 13.82       | -25.0          | 16.02           | 90.00     | Horizontal | Vertical | Pass    |
| 12492.550       | -39.60       | 14.65       | -25.0          | 14.60           | 172.00    | Horizontal | Vertical | Pass    |
| 17945.926       | -42.40       | 13.99       | -25.0          | 17.40           | 37.00     | Horizontal | Vertical | Pass    |

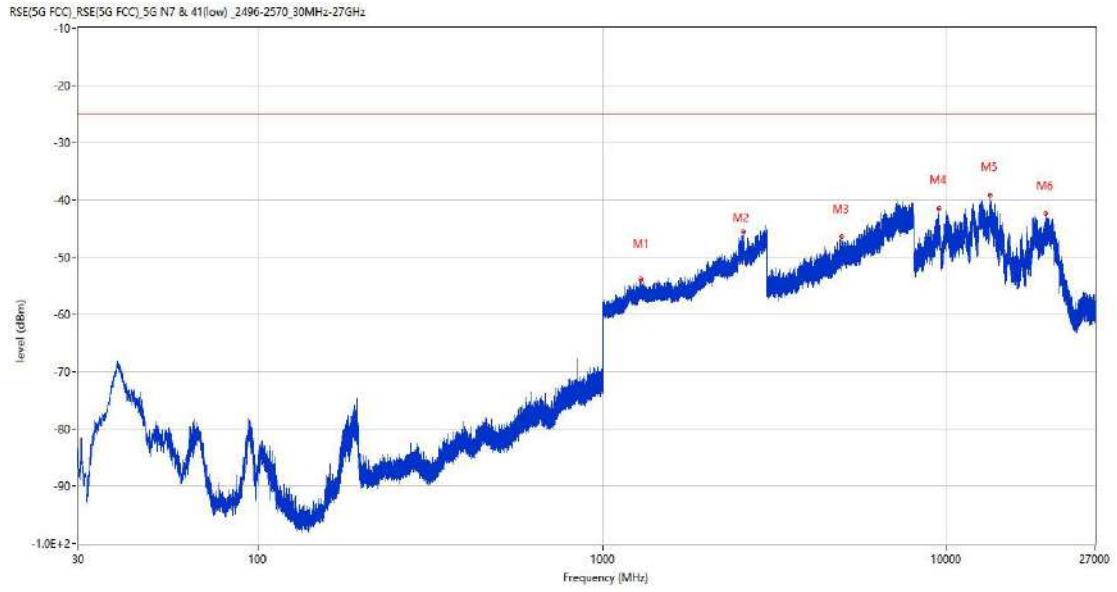
RSE-V&V n7 BW25 CH531000



| Frequency (MHz) | Result (dBm) | Factor (dB) | PK Limit (dBm) | Over Limit (dB) | Table (o) | ANT      | EUT      | Verdict |
|-----------------|--------------|-------------|----------------|-----------------|-----------|----------|----------|---------|
| 1216.400        | -53.77       | -1.93       | -25.0          | 28.77           | 103.00    | Vertical | Vertical | Pass    |
| 2185.900        | -48.24       | 3.15        | -25.0          | 23.24           | 1.00      | Vertical | Vertical | Pass    |
| 2538.800        | -44.14       | 7.29        | -25.0          | 19.14           | 97.00     | Vertical | Vertical | N/A     |
| 7869.000        | -39.84       | 14.35       | -25.0          | 14.84           | 98.00     | Vertical | Vertical | Pass    |
| 13325.138       | -39.62       | 15.56       | -25.0          | 14.62           | 3.00      | Vertical | Vertical | Pass    |
| 19666.801       | -41.80       | 12.94       | -25.0          | 16.80           | 360.00    | Vertical | Vertical | Pass    |



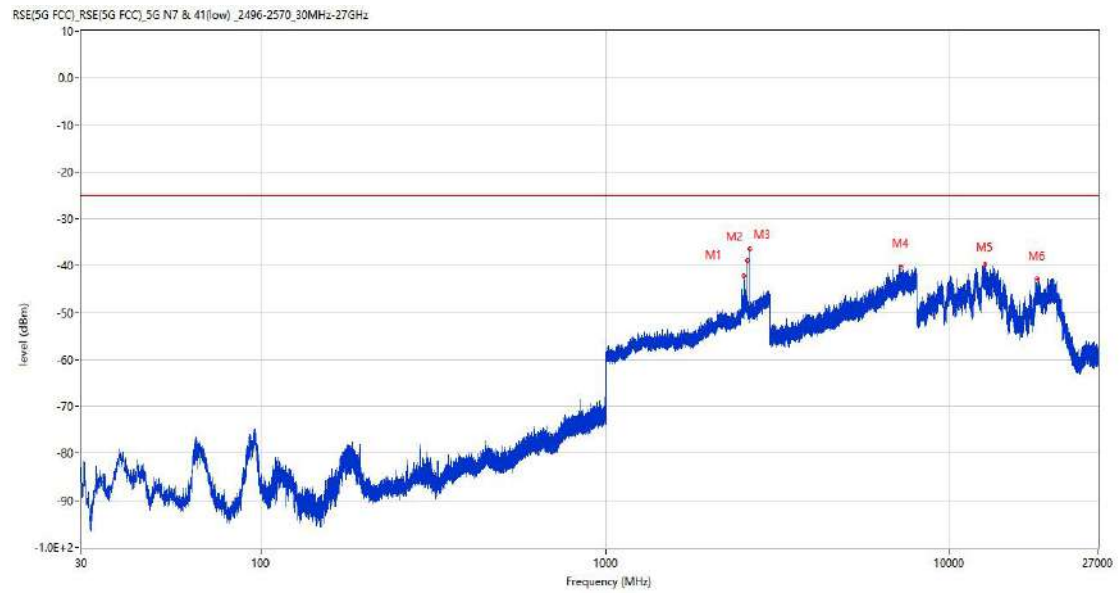
RSE-V&H n7 BW25 CH531000



| Frequency (MHz) | Result (dBm) | Factor (dB) | PK Limit (dBm) | Over Limit (dB) | Table (o) | ANT      | EUT        | Verdict |
|-----------------|--------------|-------------|----------------|-----------------|-----------|----------|------------|---------|
| 1290.600        | -53.98       | -1.17       | -25.0          | 28.98           | 286.00    | Vertical | Horizontal | Pass    |
| 2571.200        | -45.66       | 7.38        | -25.0          | 20.66           | 64.00     | Vertical | Horizontal | N/A     |
| 4945.750        | -46.47       | 8.75        | -25.0          | 21.47           | 317.00    | Vertical | Horizontal | Pass    |
| 9465.138        | -41.45       | 11.24       | -25.0          | 16.45           | 76.00     | Vertical | Horizontal | Pass    |
| 13389.975       | -39.17       | 16.92       | -25.0          | 14.17           | 360.00    | Vertical | Horizontal | Pass    |
| 19429.650       | -42.38       | 12.92       | -25.0          | 17.38           | 290.00    | Vertical | Horizontal | Pass    |

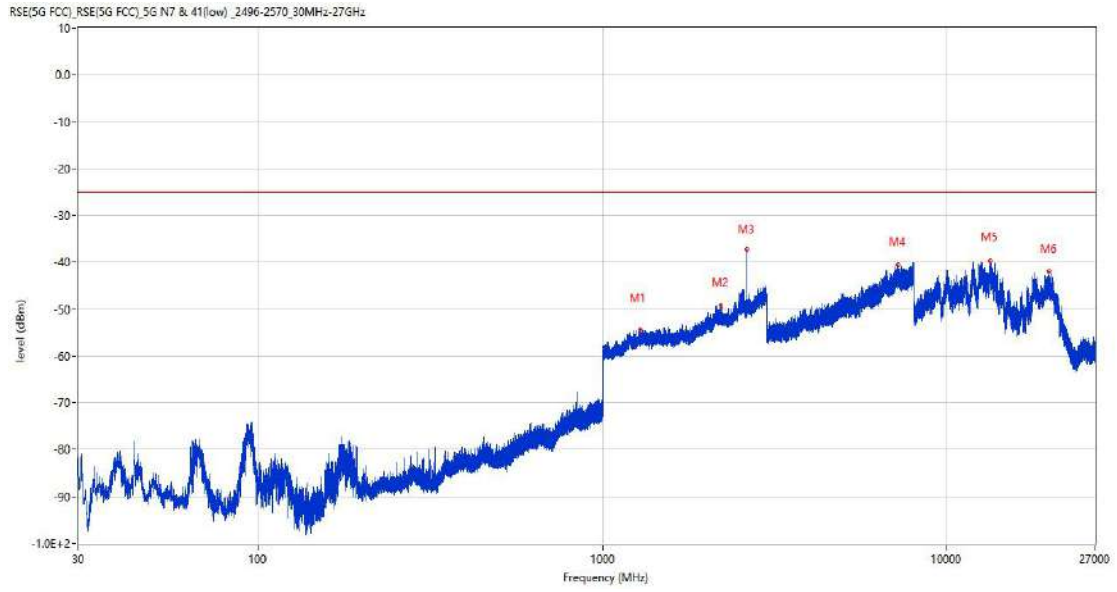
### 24.6 n7 BW50, QPSK, Middle Channel

RSE-H&H n7 BW50 CH531000



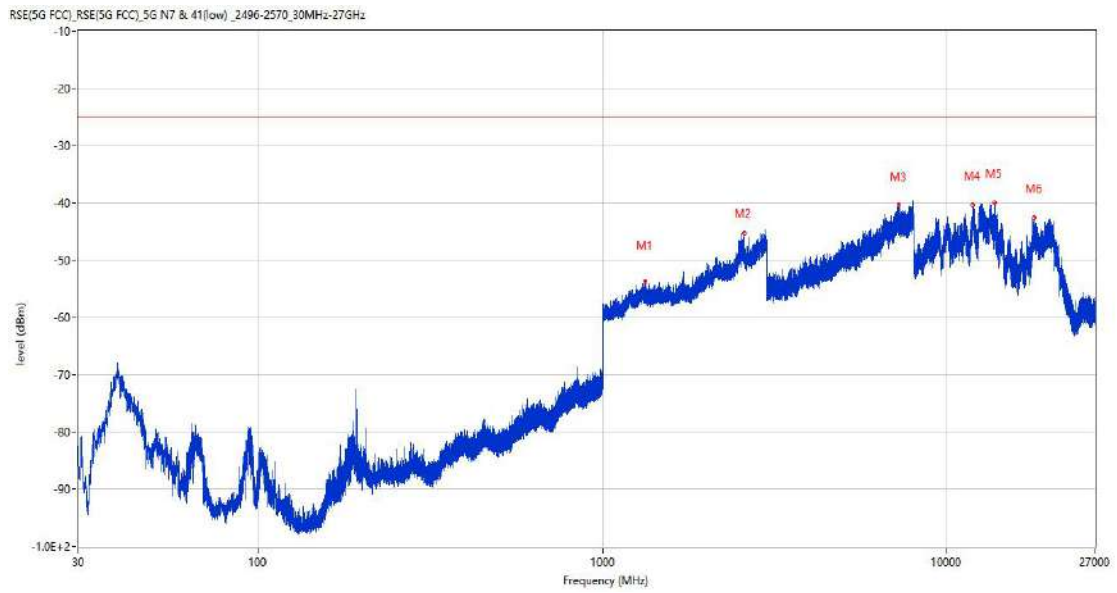
| Frequency (MHz) | Result (dBm) | Factor (dB) | PK Limit (dBm) | Over Limit (dB) | Table (o) | ANT        | EUT        | Verdict |
|-----------------|--------------|-------------|----------------|-----------------|-----------|------------|------------|---------|
| 2530.200        | -42.23       | 7.20        | -25.0          | 17.23           | 161.00    | Horizontal | Horizontal | N/A     |
| 2584.300        | -38.97       | 6.74        | -25.0          | 13.97           | 161.00    | Horizontal | Horizontal | N/A     |
| 2632.900        | -36.47       | 5.68        | -25.0          | 11.47           | 209.00    | Horizontal | Horizontal | N/A     |
| 7234.250        | -40.12       | 14.38       | -25.0          | 15.12           | 327.00    | Horizontal | Horizontal | Pass    |
| 12693.950       | -39.78       | 14.73       | -25.0          | 14.78           | 83.00     | Horizontal | Horizontal | Pass    |
| 17929.386       | -42.90       | 13.60       | -25.0          | 17.90           | 119.00    | Horizontal | Horizontal | Pass    |

RSE-H&V n7 BW50 CH531000



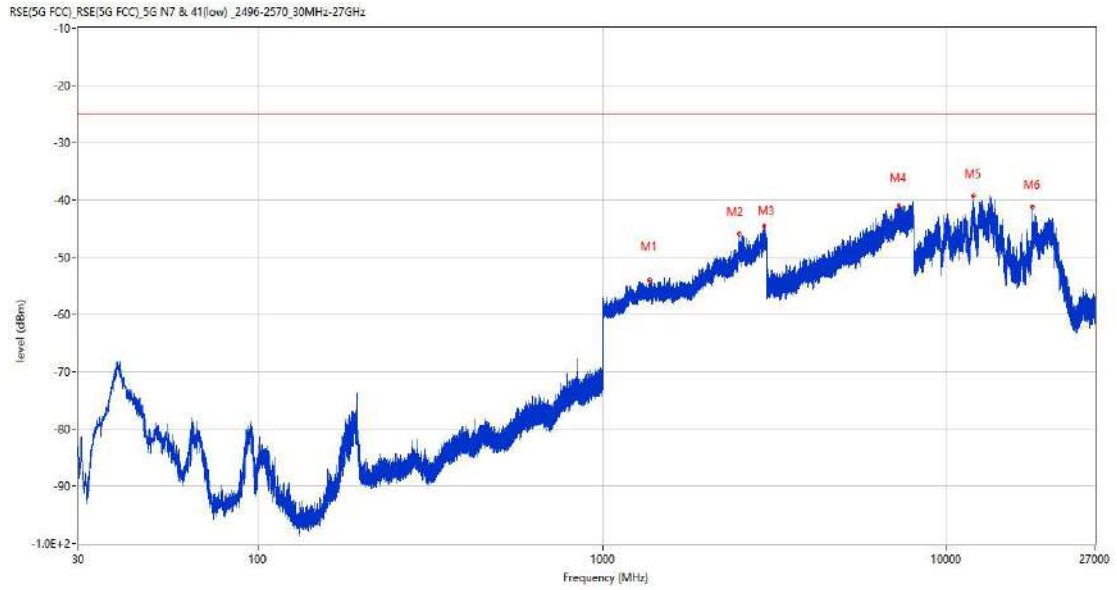
| Frequency (MHz) | Result (dBm) | Factor (dB) | PK Limit (dBm) | Over Limit (dB) | Table (o) | ANT        | EUT      | Verdict |
|-----------------|--------------|-------------|----------------|-----------------|-----------|------------|----------|---------|
| 1283.000        | -54.38       | -1.24       | -25.0          | 29.38           | 50.00     | Horizontal | Vertical | Pass    |
| 2209.400        | -49.20       | 3.36        | -25.0          | 24.20           | 323.00    | Horizontal | Vertical | Pass    |
| 2632.100        | -37.14       | 5.67        | -25.0          | 12.14           | 197.00    | Horizontal | Vertical | N/A     |
| 7242.500        | -40.60       | 14.56       | -25.0          | 15.60           | 98.00     | Horizontal | Vertical | Pass    |
| 13337.737       | -39.63       | 16.06       | -25.0          | 14.63           | 246.00    | Horizontal | Vertical | Pass    |
| 19789.199       | -42.01       | 12.94       | -25.0          | 17.01           | 1.00      | Horizontal | Vertical | Pass    |

RSE-V&V n7 BW50 CH531000



| Frequency (MHz) | Result (dBm) | Factor (dB) | PK Limit (dBm) | Over Limit (dB) | Table (o) | ANT      | EUT      | Verdict |
|-----------------|--------------|-------------|----------------|-----------------|-----------|----------|----------|---------|
| 1333.900        | -53.80       | -1.58       | -25.0          | 28.80           | 167.00    | Vertical | Vertical | Pass    |
| 2586.300        | -45.30       | 6.60        | -25.0          | 20.30           | 30.00     | Vertical | Vertical | N/A     |
| 7244.000        | -40.37       | 14.51       | -25.0          | 15.37           | 9.00      | Vertical | Vertical | Pass    |
| 11932.526       | -40.29       | 13.99       | -25.0          | 15.29           | 360.00    | Vertical | Vertical | Pass    |
| 13790.550       | -39.97       | 16.38       | -25.0          | 14.97           | 3.00      | Vertical | Vertical | Pass    |
| 17980.051       | -42.52       | 13.34       | -25.0          | 17.52           | 268.00    | Vertical | Vertical | Pass    |

RSE-V&H n7 BW50 CH531000

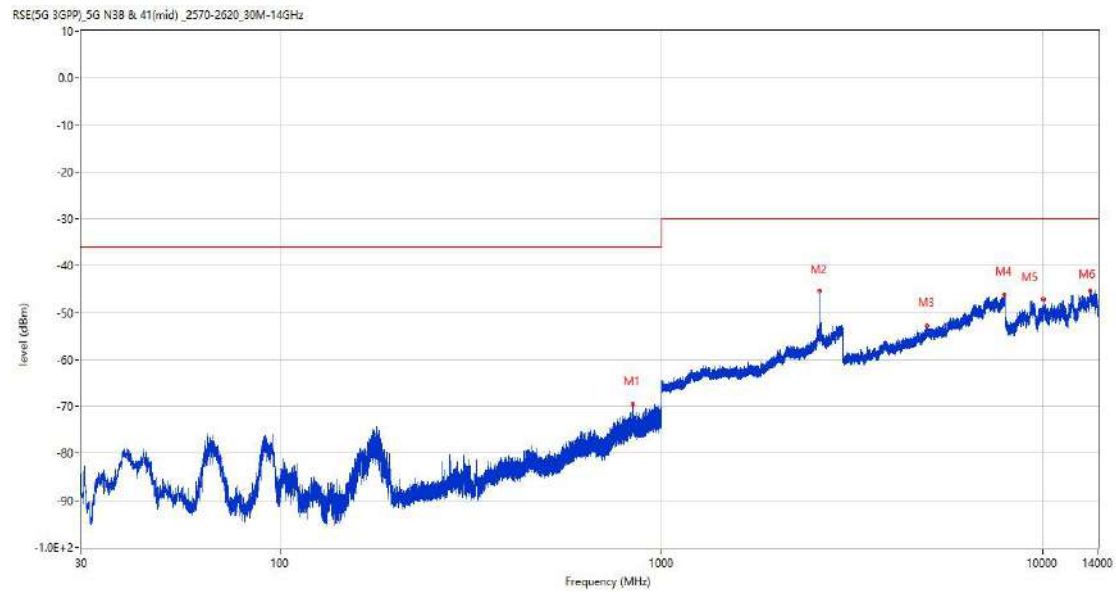


| Frequency (MHz) | Result (dBm) | Factor (dB) | PK Limit (dBm) | Over Limit (dB) | Table (o) | ANT      | EUT        | Verdict |
|-----------------|--------------|-------------|----------------|-----------------|-----------|----------|------------|---------|
| 1374.500        | -54.05       | -1.43       | -25.0          | 29.05           | 110.00    | Vertical | Horizontal | Pass    |
| 2496.700        | -46.00       | 6.83        | -25.0          | 21.00           | 165.00    | Vertical | Horizontal | Pass    |
| 2953.900        | -44.56       | 9.50        | -25.0          | 19.56           | 2.00      | Vertical | Horizontal | Pass    |
| 7246.500        | -41.04       | 14.53       | -25.0          | 16.04           | 293.00    | Vertical | Horizontal | Pass    |
| 11987.387       | -39.37       | 13.87       | -25.0          | 14.37           | 162.00    | Vertical | Horizontal | Pass    |
| 17820.713       | -41.20       | 12.64       | -25.0          | 16.20           | 147.00    | Vertical | Horizontal | Pass    |

25 n38

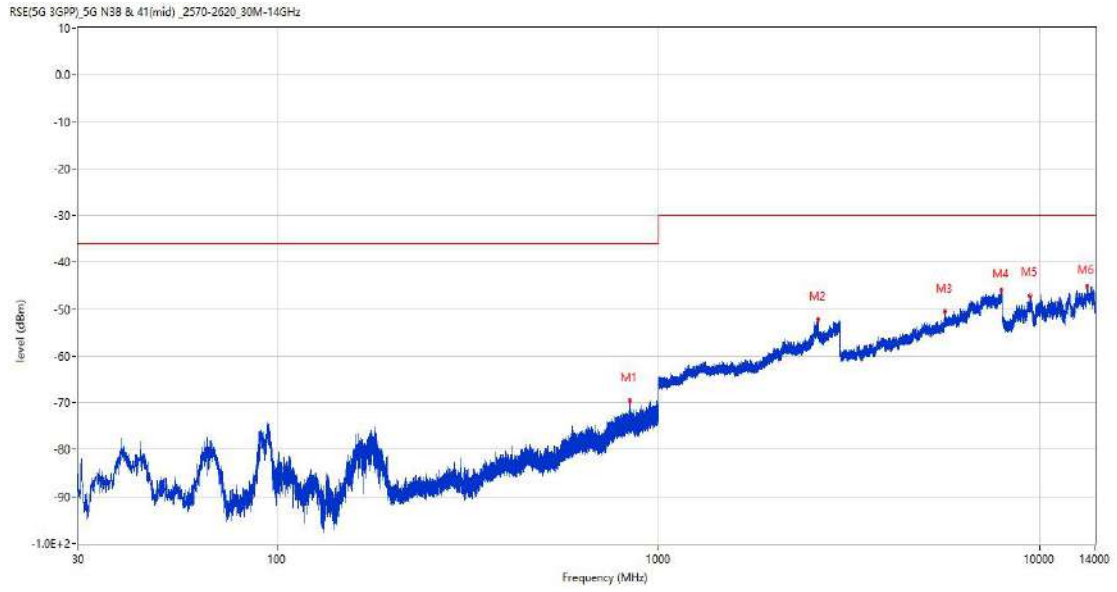
25.1 n38 BW10, PI/2 BPSK, Middle Channel

RSE-H&H n38 BW10 CH519000



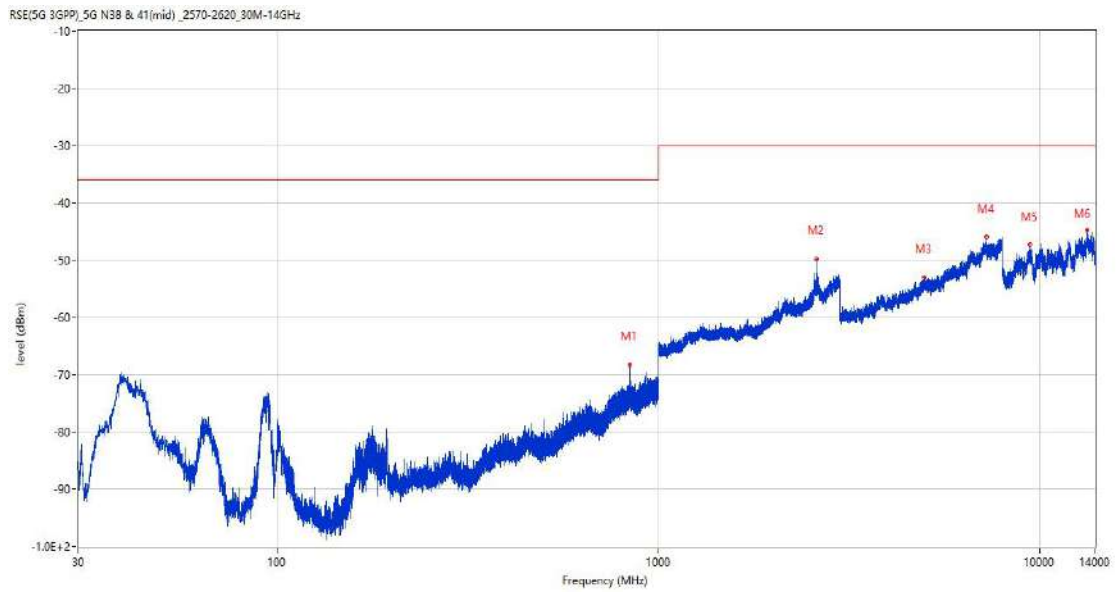
| Frequency (MHz) | Result (dBm) | Factor (dB) | PK Limit (dBm) | Over Limit (dB) | Table (o) | ANT        | EUT        | Verdict |
|-----------------|--------------|-------------|----------------|-----------------|-----------|------------|------------|---------|
| 839.950         | -69.52       | -0.14       | -36.0          | 33.52           | 60.00     | Horizontal | Horizontal | Pass    |
| 2595.600        | -45.36       | 8.15        | -30.0          | 15.36           | 150.00    | Horizontal | Horizontal | N/A     |
| 4988.500        | -52.84       | 9.16        | -30.0          | 22.84           | 136.00    | Horizontal | Horizontal | Pass    |
| 7952.250        | -46.23       | 15.12       | -30.0          | 16.23           | 67.00     | Horizontal | Horizontal | Pass    |
| 10053.800       | -47.26       | 14.05       | -30.0          | 17.26           | 19.00     | Horizontal | Horizontal | Pass    |
| 13372.401       | -45.21       | 16.73       | -30.0          | 15.21           | 334.00    | Horizontal | Horizontal | Pass    |

RSE-H&V n38 BW10 CH519000



| Frequency (MHz) | Result (dBm) | Factor (dB) | PK Limit (dBm) | Over Limit (dB) | Table (o) | ANT        | EUT      | Verdict |
|-----------------|--------------|-------------|----------------|-----------------|-----------|------------|----------|---------|
| 839.998         | -69.59       | -0.14       | -36.0          | 33.59           | 200.00    | Horizontal | Vertical | Pass    |
| 2619.000        | -52.17       | 8.41        | -30.0          | 22.17           | 150.00    | Horizontal | Vertical | Pass    |
| 5653.000        | -50.53       | 9.36        | -30.0          | 20.53           | 275.00    | Horizontal | Vertical | Pass    |
| 7952.250        | -45.95       | 15.12       | -30.0          | 15.95           | 217.00    | Horizontal | Vertical | Pass    |
| 9450.800        | -47.10       | 13.76       | -30.0          | 17.10           | 43.00     | Horizontal | Vertical | Pass    |
| 13356.200       | -45.20       | 16.76       | -30.0          | 15.20           | 163.00    | Horizontal | Vertical | Pass    |

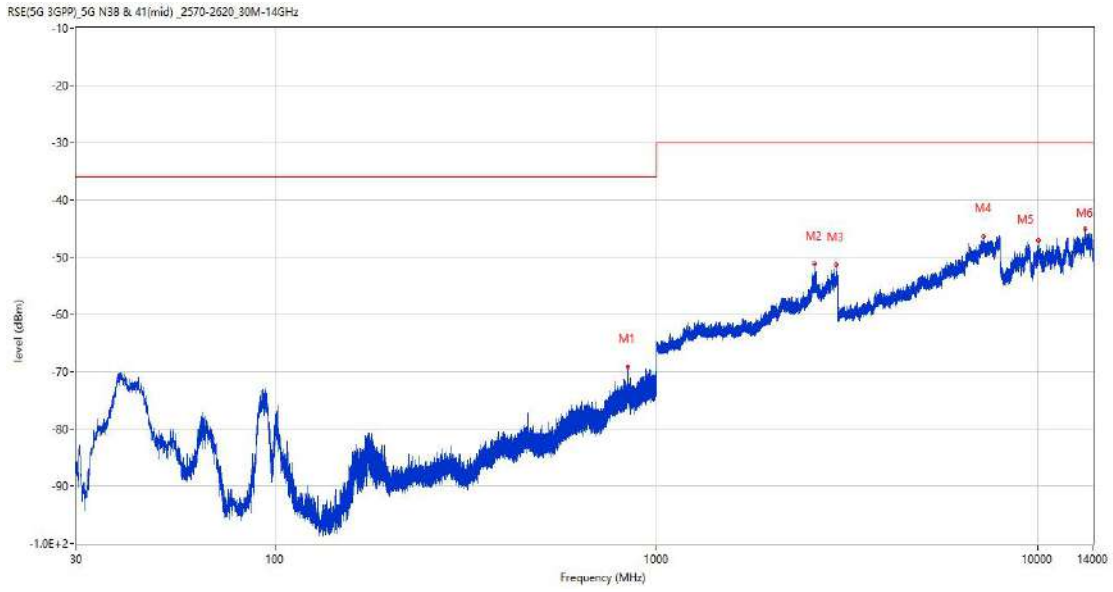
RSE-V&V n38 BW10 CH519000



| Frequency (MHz) | Result (dBm) | Factor (dB) | PK Limit (dBm) | Over Limit (dB) | Table (o) | ANT      | EUT      | Verdict |
|-----------------|--------------|-------------|----------------|-----------------|-----------|----------|----------|---------|
| 839.950         | -68.27       | -0.14       | -36.0          | 32.27           | 146.00    | Vertical | Vertical | Pass    |
| 2595.900        | -49.83       | 8.15        | -30.0          | 19.83           | 120.00    | Vertical | Vertical | N/A     |
| 4967.500        | -52.97       | 9.01        | -30.0          | 22.97           | 360.00    | Vertical | Vertical | Pass    |
| 7255.750        | -45.99       | 14.60       | -30.0          | 15.99           | 206.00    | Vertical | Vertical | Pass    |
| 9448.401        | -47.24       | 13.77       | -30.0          | 17.24           | 360.00    | Vertical | Vertical | Pass    |
| 13386.800       | -44.81       | 16.70       | -30.0          | 14.81           | 239.00    | Vertical | Vertical | Pass    |



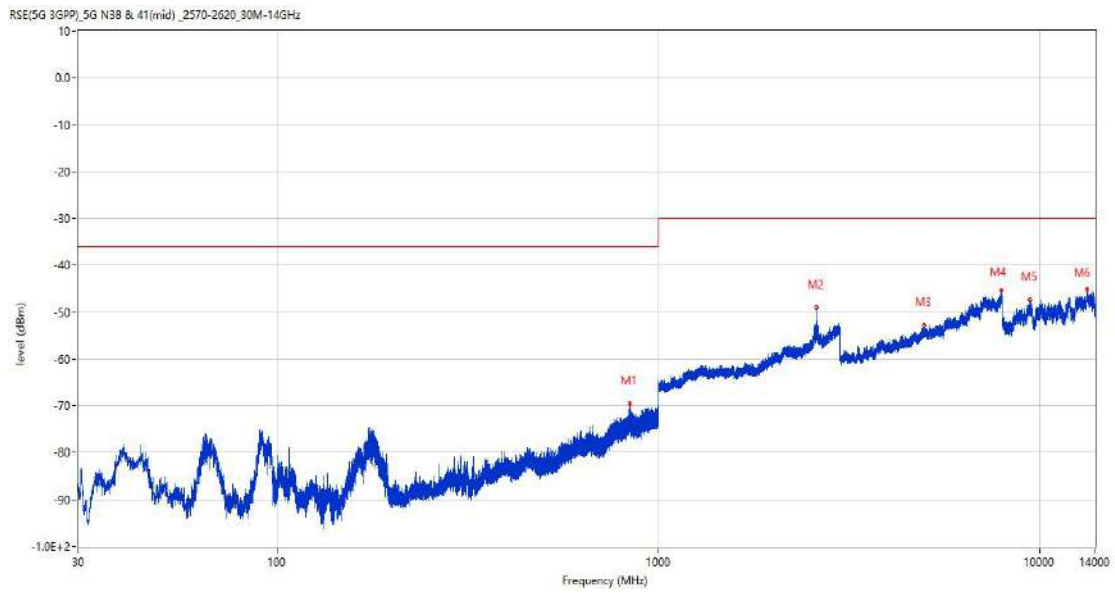
RSE-V&H n38 BW10 CH519000



| Frequency (MHz) | Result (dBm) | Factor (dB) | PK Limit (dBm) | Over Limit (dB) | Table (o) | ANT      | EUT        | Verdict |
|-----------------|--------------|-------------|----------------|-----------------|-----------|----------|------------|---------|
| 839.950         | -69.23       | -0.14       | -36.0          | 33.23           | 219.00    | Vertical | Horizontal | Pass    |
| 2595.500        | -51.19       | 8.15        | -30.0          | 21.19           | 42.00     | Vertical | Horizontal | N/A     |
| 2966.700        | -51.40       | 9.87        | -30.0          | 21.40           | 305.00    | Vertical | Horizontal | Pass    |
| 7243.500        | -46.45       | 14.50       | -30.0          | 16.45           | 285.00    | Vertical | Horizontal | Pass    |
| 10055.000       | -47.15       | 14.01       | -30.0          | 17.15           | 189.00    | Vertical | Horizontal | Pass    |
| 13373.000       | -45.08       | 16.73       | -30.0          | 15.08           | 140.00    | Vertical | Horizontal | Pass    |

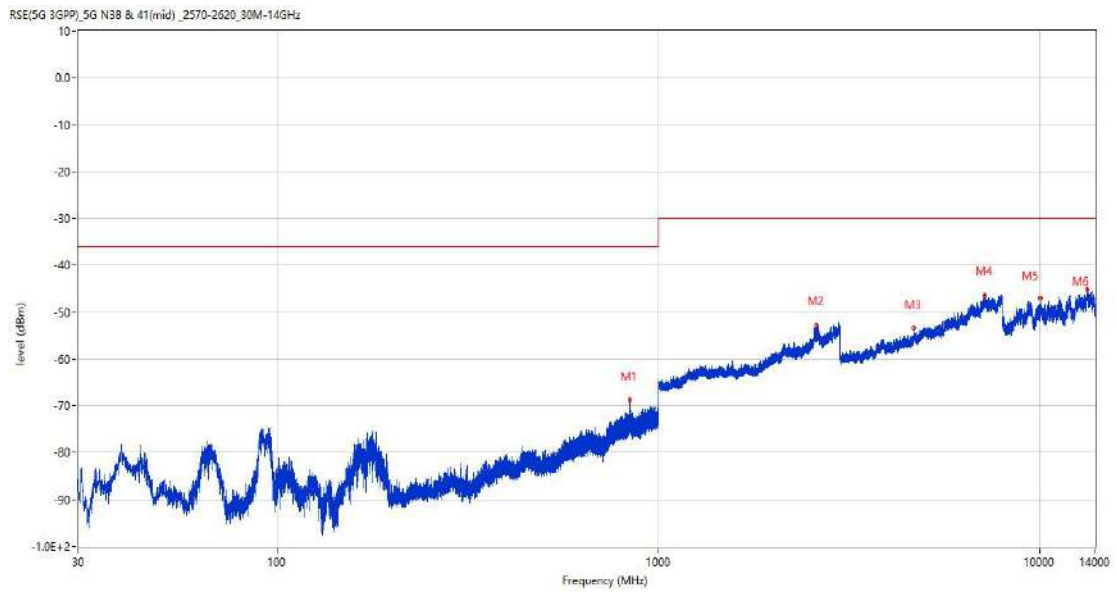
## 25.2 n38 BW20, PI/2 BPSK, Middle Channel

RSE-H&H n38 BW20 CH519000



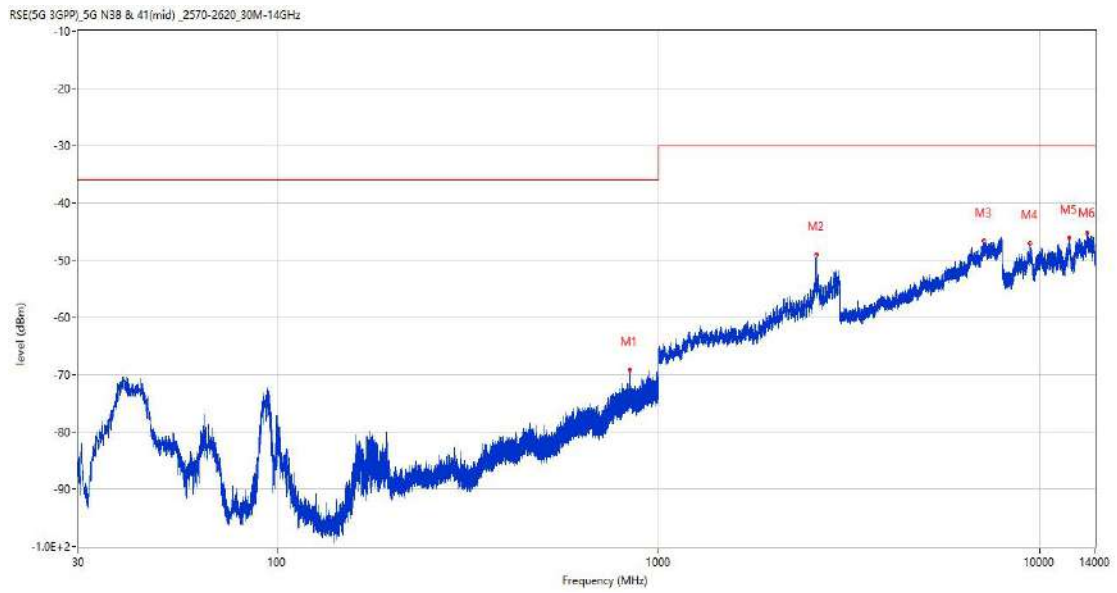
| Frequency (MHz) | Result (dBm) | Factor (dB) | PK Limit (dBm) | Over Limit (dB) | Table (o) | ANT        | EUT        | Verdict |
|-----------------|--------------|-------------|----------------|-----------------|-----------|------------|------------|---------|
| 839.998         | -69.50       | -0.14       | -36.0          | 33.50           | 311.00    | Horizontal | Horizontal | Pass    |
| 2595.800        | -49.11       | 8.15        | -30.0          | 19.11           | 139.00    | Horizontal | Horizontal | N/A     |
| 4977.500        | -52.79       | 9.25        | -30.0          | 22.79           | 360.00    | Horizontal | Horizontal | Pass    |
| 7941.250        | -45.38       | 14.95       | -30.0          | 15.38           | 91.00     | Horizontal | Horizontal | Pass    |
| 9465.500        | -47.43       | 13.45       | -30.0          | 17.43           | 360.00    | Horizontal | Horizontal | Pass    |
| 13343.300       | -45.04       | 16.54       | -30.0          | 15.04           | 356.00    | Horizontal | Horizontal | Pass    |

RSE-H&V n38 BW20 CH519000



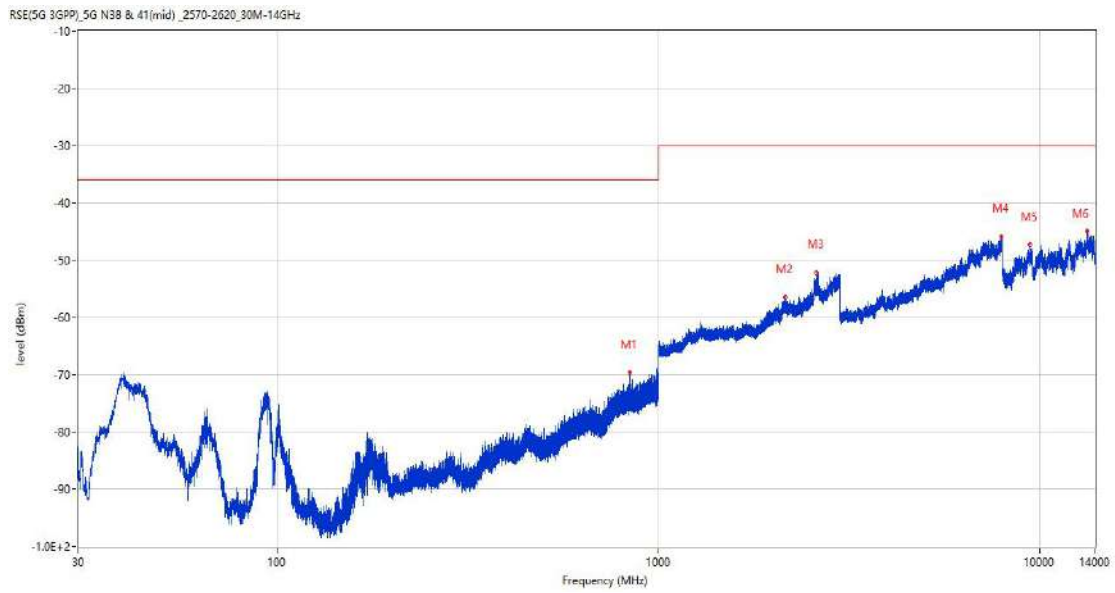
| Frequency (MHz) | Result (dBm) | Factor (dB) | PK Limit (dBm) | Over Limit (dB) | Table (o) | ANT        | EUT      | Verdict |
|-----------------|--------------|-------------|----------------|-----------------|-----------|------------|----------|---------|
| 839.950         | -68.70       | -0.14       | -36.0          | 32.70           | 178.00    | Horizontal | Vertical | Pass    |
| 2598.900        | -52.78       | 8.17        | -30.0          | 22.78           | 84.00     | Horizontal | Vertical | N/A     |
| 4685.500        | -53.49       | 7.30        | -30.0          | 23.49           | 162.00    | Horizontal | Vertical | Pass    |
| 7199.500        | -46.27       | 14.27       | -30.0          | 16.27           | 360.00    | Horizontal | Vertical | Pass    |
| 10049.299       | -46.87       | 14.14       | -30.0          | 16.87           | 139.00    | Horizontal | Vertical | Pass    |
| 13364.300       | -45.16       | 16.74       | -30.0          | 15.16           | 116.00    | Horizontal | Vertical | Pass    |

RSE-V&V n38 BW20 CH519000



| Frequency (MHz) | Result (dBm) | Factor (dB) | PK Limit (dBm) | Over Limit (dB) | Table (o) | ANT      | EUT      | Verdict |
|-----------------|--------------|-------------|----------------|-----------------|-----------|----------|----------|---------|
| 839.998         | -69.20       | -0.14       | -36.0          | 33.20           | 3.00      | Vertical | Vertical | Pass    |
| 2590.900        | -49.05       | 8.12        | -30.0          | 19.05           | 41.00     | Vertical | Vertical | N/A     |
| 7139.500        | -46.63       | 13.68       | -30.0          | 16.63           | 284.00    | Vertical | Vertical | Pass    |
| 9441.500        | -47.09       | 13.71       | -30.0          | 17.09           | 219.00    | Vertical | Vertical | Pass    |
| 11954.600       | -46.16       | 14.04       | -30.0          | 16.16           | 360.00    | Vertical | Vertical | Pass    |
| 13345.100       | -45.22       | 16.60       | -30.0          | 15.22           | 268.00    | Vertical | Vertical | Pass    |

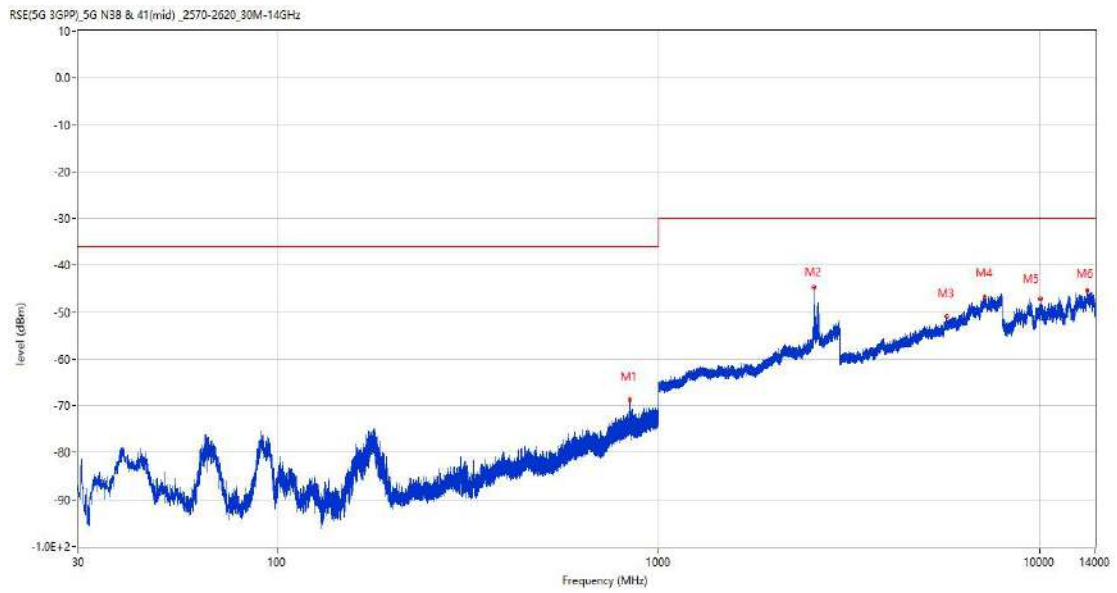
RSE-V&H n38 BW20 CH519000



| Frequency (MHz) | Result (dBm) | Factor (dB) | PK Limit (dBm) | Over Limit (dB) | Table (o) | ANT      | EUT        | Verdict |
|-----------------|--------------|-------------|----------------|-----------------|-----------|----------|------------|---------|
| 839.950         | -69.74       | -0.14       | -36.0          | 33.74           | 298.00    | Vertical | Horizontal | Pass    |
| 2145.900        | -56.51       | 3.39        | -30.0          | 26.51           | 311.00    | Vertical | Horizontal | Pass    |
| 2590.400        | -52.26       | 8.12        | -30.0          | 22.26           | 42.00     | Vertical | Horizontal | N/A     |
| 7947.750        | -45.86       | 15.11       | -30.0          | 15.86           | 148.00    | Vertical | Horizontal | Pass    |
| 9434.900        | -47.26       | 13.66       | -30.0          | 17.26           | 285.00    | Vertical | Horizontal | Pass    |
| 13343.600       | -44.96       | 16.55       | -30.0          | 14.96           | 363.00    | Vertical | Horizontal | Pass    |

### 25.3 n38 BW40, PI/2 BPSK, Middle Channel

RSE-H&H n38 BW40 CH519000



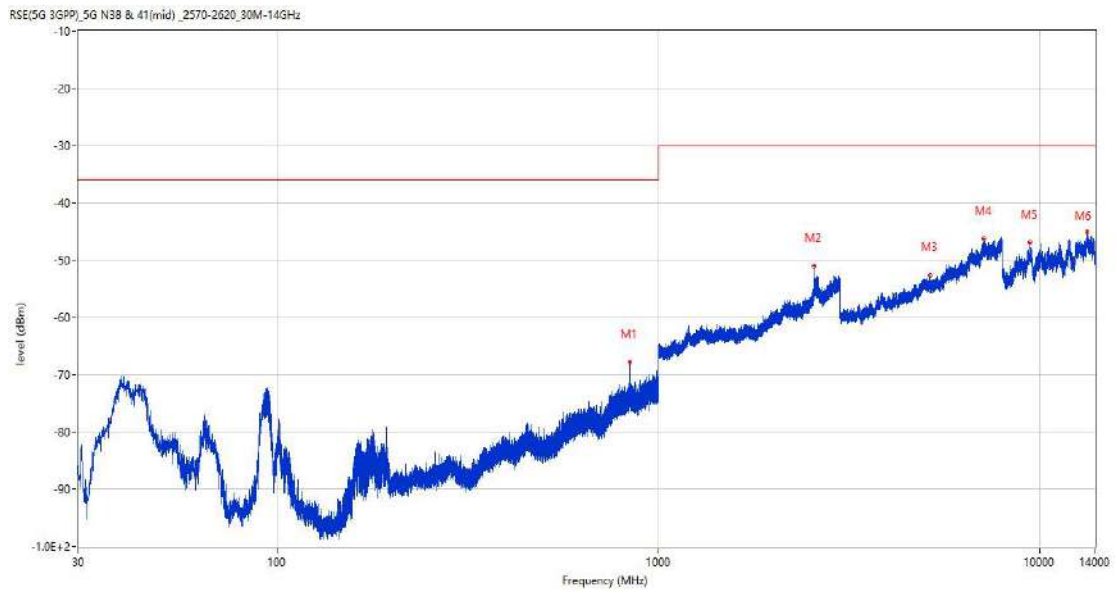
| Frequency (MHz) | Result (dBm) | Factor (dB) | PK Limit (dBm) | Over Limit (dB) | Table (o) | ANT        | EUT        | Verdict |
|-----------------|--------------|-------------|----------------|-----------------|-----------|------------|------------|---------|
| 839.998         | -68.68       | -0.14       | -36.0          | 32.68           | 325.00    | Horizontal | Horizontal | Pass    |
| 2562.800        | -44.75       | 7.95        | -30.0          | 14.75           | 142.00    | Horizontal | Horizontal | N/A     |
| 5697.250        | -50.94       | 9.73        | -30.0          | 20.94           | 286.00    | Horizontal | Horizontal | Pass    |
| 7204.250        | -46.66       | 14.19       | -30.0          | 16.66           | 93.00     | Horizontal | Horizontal | Pass    |
| 10060.100       | -47.12       | 13.84       | -30.0          | 17.12           | 307.00    | Horizontal | Horizontal | Pass    |
| 13351.099       | -45.22       | 16.77       | -30.0          | 15.22           | 67.00     | Horizontal | Horizontal | Pass    |

RSE-H&V n38 BW40 CH519000



| Frequency (MHz) | Result (dBm) | Factor (dB) | PK Limit (dBm) | Over Limit (dB) | Table (o) | ANT        | EUT      | Verdict |
|-----------------|--------------|-------------|----------------|-----------------|-----------|------------|----------|---------|
| 839.998         | -69.19       | -0.14       | -36.0          | 33.19           | 219.00    | Horizontal | Vertical | Pass    |
| 2590.700        | -52.60       | 8.12        | -30.0          | 22.60           | 202.00    | Horizontal | Vertical | N/A     |
| 4974.250        | -52.77       | 9.21        | -30.0          | 22.77           | 288.00    | Horizontal | Vertical | Pass    |
| 7921.500        | -45.97       | 14.72       | -30.0          | 15.97           | 43.00     | Horizontal | Vertical | Pass    |
| 10056.200       | -46.99       | 13.97       | -30.0          | 16.99           | 360.00    | Horizontal | Vertical | Pass    |
| 13354.700       | -44.96       | 16.76       | -30.0          | 14.96           | 88.00     | Horizontal | Vertical | Pass    |

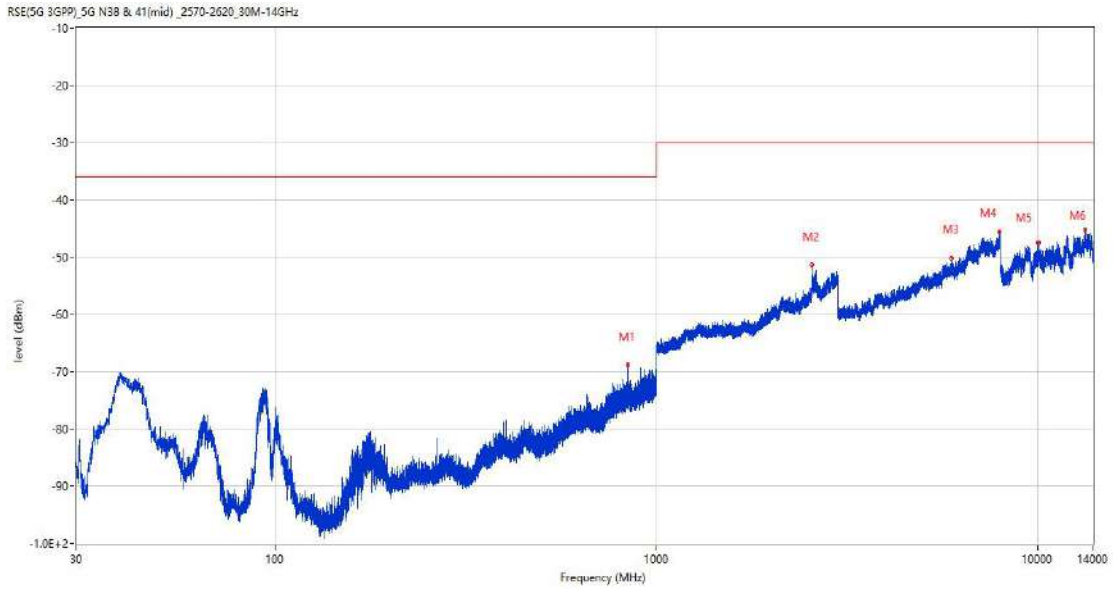
RSE-V&V n38 BW40 CH519000



| Frequency (MHz) | Result (dBm) | Factor (dB) | PK Limit (dBm) | Over Limit (dB) | Table (o) | ANT      | EUT      | Verdict |
|-----------------|--------------|-------------|----------------|-----------------|-----------|----------|----------|---------|
| 839.998         | -67.87       | -0.14       | -36.0          | 31.87           | 78.00     | Vertical | Vertical | Pass    |
| 2561.500        | -51.02       | 7.94        | -30.0          | 21.02           | 1.00      | Vertical | Vertical | N/A     |
| 5167.500        | -52.70       | 9.04        | -30.0          | 22.70           | 249.00    | Vertical | Vertical | Pass    |
| 7151.000        | -46.35       | 13.75       | -30.0          | 16.35           | 156.00    | Vertical | Vertical | Pass    |
| 9437.600        | -46.95       | 13.68       | -30.0          | 16.95           | 19.00     | Vertical | Vertical | Pass    |
| 13356.800       | -45.09       | 16.76       | -30.0          | 15.09           | 195.00    | Vertical | Vertical | Pass    |



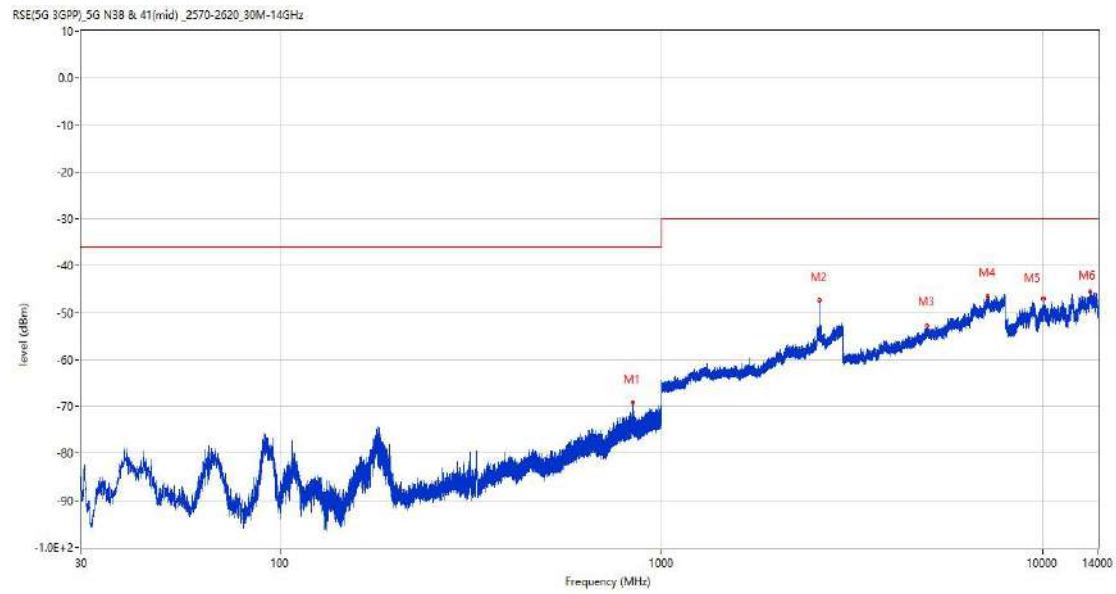
RSE-V&H n38 BW40 CH519000



| Frequency (MHz) | Result (dBm) | Factor (dB) | PK Limit (dBm) | Over Limit (dB) | Table (o) | ANT      | EUT        | Verdict |
|-----------------|--------------|-------------|----------------|-----------------|-----------|----------|------------|---------|
| 839.950         | -68.90       | -0.14       | -36.0          | 32.90           | 197.00    | Vertical | Horizontal | Pass    |
| 2561.800        | -51.41       | 7.94        | -30.0          | 21.41           | 40.00     | Vertical | Horizontal | N/A     |
| 5953.750        | -50.11       | 10.75       | -30.0          | 20.11           | 1.00      | Vertical | Horizontal | Pass    |
| 7954.750        | -45.64       | 14.97       | -30.0          | 15.64           | 23.00     | Vertical | Horizontal | Pass    |
| 10058.599       | -47.39       | 13.89       | -30.0          | 17.39           | 17.00     | Vertical | Horizontal | Pass    |
| 13386.800       | -45.28       | 16.70       | -30.0          | 15.28           | 213.00    | Vertical | Horizontal | Pass    |

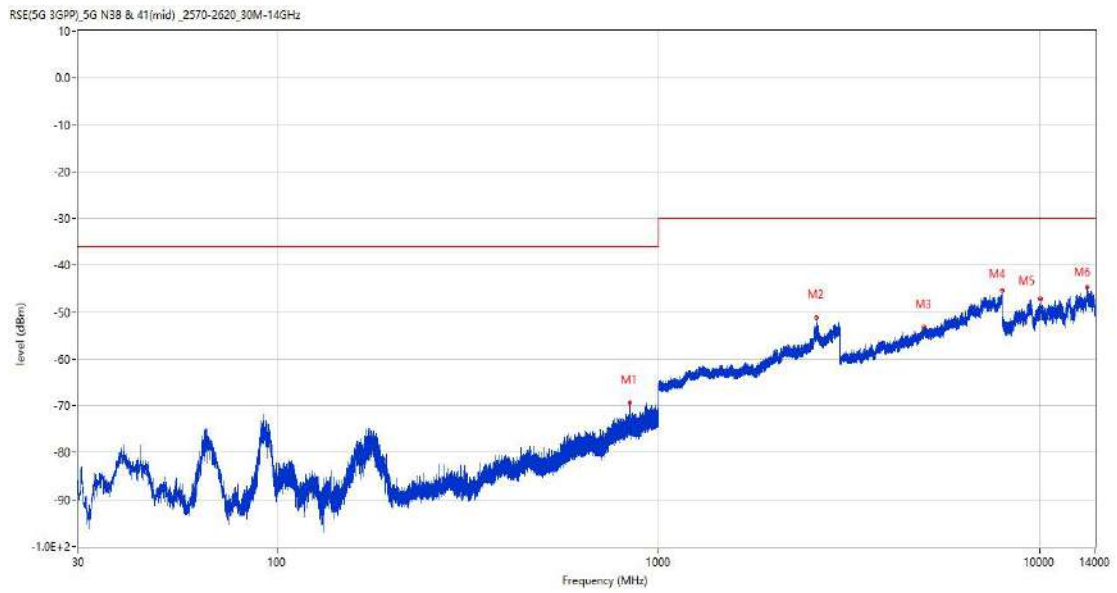
## 25.4 n38 BW10, QPSK, Middle Channel

RSE-H&H n38 BW10 CH519000



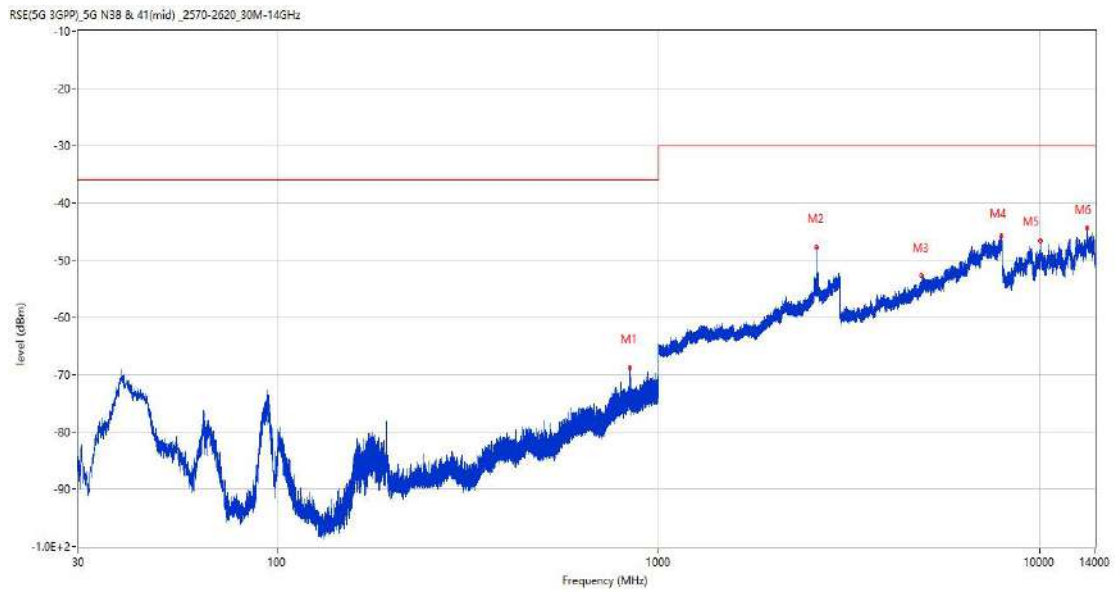
| Frequency (MHz) | Result (dBm) | Factor (dB) | PK Limit (dBm) | Over Limit (dB) | Table (o) | ANT        | EUT        | Verdict |
|-----------------|--------------|-------------|----------------|-----------------|-----------|------------|------------|---------|
| 839.950         | -69.19       | -0.14       | -36.0          | 33.19           | 114.00    | Horizontal | Horizontal | Pass    |
| 2596.100        | -47.48       | 8.15        | -30.0          | 17.48           | 159.00    | Horizontal | Horizontal | N/A     |
| 4979.250        | -52.86       | 9.31        | -30.0          | 22.86           | 110.00    | Horizontal | Horizontal | Pass    |
| 7201.500        | -46.63       | 14.26       | -30.0          | 16.63           | 332.00    | Horizontal | Horizontal | Pass    |
| 10058.599       | -46.89       | 13.89       | -30.0          | 16.89           | 110.00    | Horizontal | Horizontal | Pass    |
| 13356.500       | -45.48       | 16.76       | -30.0          | 15.48           | 40.00     | Horizontal | Horizontal | Pass    |

RSE-H&V n38 BW10 CH519000



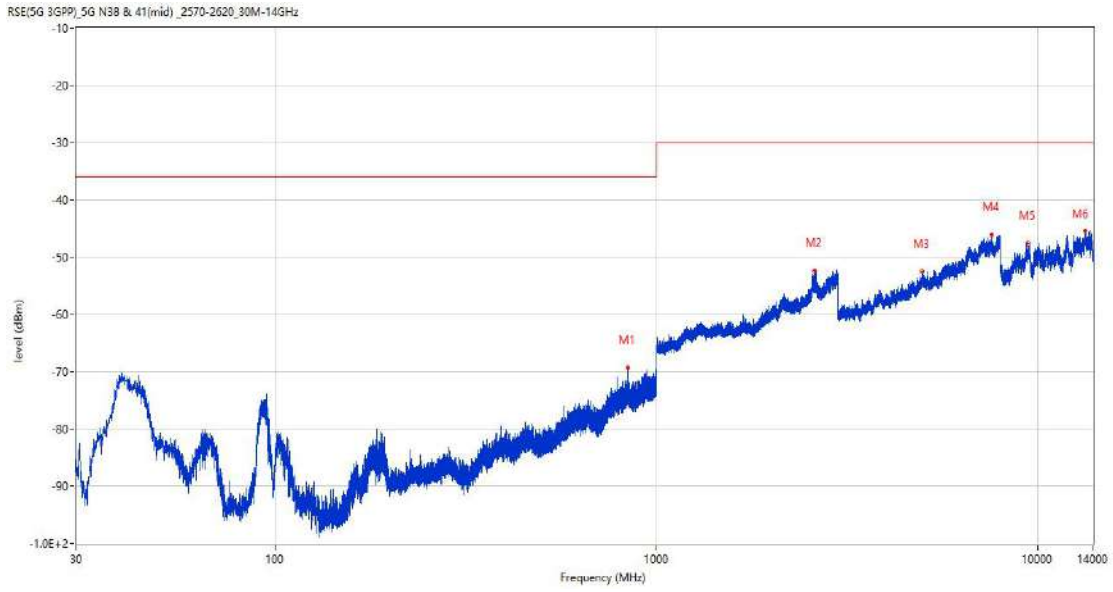
| Frequency (MHz) | Result (dBm) | Factor (dB) | PK Limit (dBm) | Over Limit (dB) | Table (o) | ANT        | EUT      | Verdict |
|-----------------|--------------|-------------|----------------|-----------------|-----------|------------|----------|---------|
| 839.998         | -69.28       | -0.14       | -36.0          | 33.28           | 333.00    | Horizontal | Vertical | Pass    |
| 2595.300        | -51.17       | 8.15        | -30.0          | 21.17           | 158.00    | Horizontal | Vertical | N/A     |
| 4990.250        | -53.28       | 9.11        | -30.0          | 23.28           | 3.00      | Horizontal | Vertical | Pass    |
| 7969.250        | -45.40       | 15.29       | -30.0          | 15.40           | 360.00    | Horizontal | Vertical | Pass    |
| 10055.900       | -47.19       | 13.98       | -30.0          | 17.19           | 360.00    | Horizontal | Vertical | Pass    |
| 13347.800       | -44.74       | 16.70       | -30.0          | 14.74           | 214.00    | Horizontal | Vertical | Pass    |

RSE-V&V n38 BW10 CH519000



| Frequency (MHz) | Result (dBm) | Factor (dB) | PK Limit (dBm) | Over Limit (dB) | Table (o) | ANT      | EUT      | Verdict |
|-----------------|--------------|-------------|----------------|-----------------|-----------|----------|----------|---------|
| 839.998         | -68.79       | -0.14       | -36.0          | 32.79           | 154.00    | Vertical | Vertical | Pass    |
| 2595.800        | -47.78       | 8.15        | -30.0          | 17.78           | 20.00     | Vertical | Vertical | N/A     |
| 4903.750        | -52.78       | 8.13        | -30.0          | 22.78           | 136.00    | Vertical | Vertical | Pass    |
| 7948.250        | -45.69       | 15.09       | -30.0          | 15.69           | 56.00     | Vertical | Vertical | Pass    |
| 10054.400       | -46.57       | 14.03       | -30.0          | 16.57           | 211.00    | Vertical | Vertical | Pass    |
| 13372.701       | -44.39       | 16.73       | -30.0          | 14.39           | 360.00    | Vertical | Vertical | Pass    |

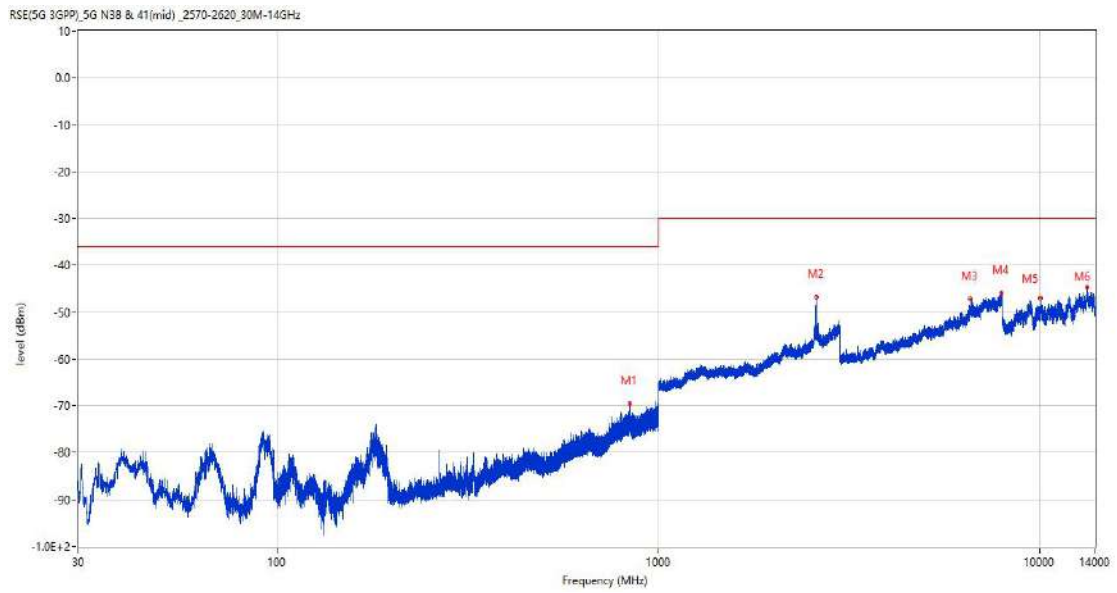
RSE-V&H n38 BW10 CH519000



| Frequency (MHz) | Result (dBm) | Factor (dB) | PK Limit (dBm) | Over Limit (dB) | Table (o) | ANT      | EUT        | Verdict |
|-----------------|--------------|-------------|----------------|-----------------|-----------|----------|------------|---------|
| 839.950         | -69.37       | -0.14       | -36.0          | 33.37           | 346.00    | Vertical | Horizontal | Pass    |
| 2599.300        | -52.37       | 8.17        | -30.0          | 22.37           | 1.00      | Vertical | Horizontal | N/A     |
| 4979.750        | -52.61       | 9.30        | -30.0          | 22.61           | 354.00    | Vertical | Horizontal | Pass    |
| 7575.000        | -46.05       | 14.20       | -30.0          | 16.05           | 321.00    | Vertical | Horizontal | Pass    |
| 9437.300        | -47.59       | 13.68       | -30.0          | 17.59           | 280.00    | Vertical | Horizontal | Pass    |
| 13366.400       | -45.39       | 16.74       | -30.0          | 15.39           | 257.00    | Vertical | Horizontal | Pass    |

## 25.5 n38 BW20, QPSK, Middle Channel

RSE-H&H n38 BW20 CH519000



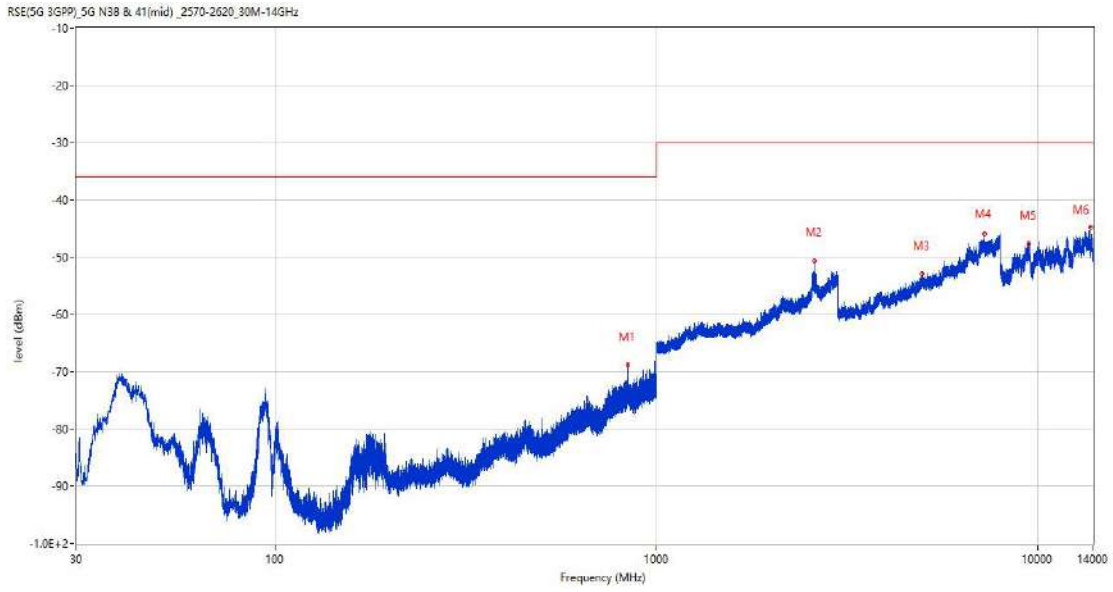
| Frequency (MHz) | Result (dBm) | Factor (dB) | PK Limit (dBm) | Over Limit (dB) | Table (o) | ANT        | EUT        | Verdict |
|-----------------|--------------|-------------|----------------|-----------------|-----------|------------|------------|---------|
| 839.998         | -69.64       | -0.14       | -36.0          | 33.64           | 162.00    | Horizontal | Horizontal | Pass    |
| 2590.500        | -46.82       | 8.12        | -30.0          | 16.82           | 147.00    | Horizontal | Horizontal | N/A     |
| 6576.250        | -47.27       | 13.09       | -30.0          | 17.27           | 240.00    | Horizontal | Horizontal | Pass    |
| 7955.500        | -45.98       | 15.06       | -30.0          | 15.98           | 13.00     | Horizontal | Horizontal | Pass    |
| 10058.299       | -47.04       | 13.90       | -30.0          | 17.04           | 257.00    | Horizontal | Horizontal | Pass    |
| 13348.700       | -44.60       | 16.73       | -30.0          | 14.60           | 354.00    | Horizontal | Horizontal | Pass    |

RSE-H&V n38 BW20 CH519000



| Frequency (MHz) | Result (dBm) | Factor (dB) | PK Limit (dBm) | Over Limit (dB) | Table (o) | ANT        | EUT      | Verdict |
|-----------------|--------------|-------------|----------------|-----------------|-----------|------------|----------|---------|
| 839.998         | -68.65       | -0.14       | -36.0          | 32.65           | 201.00    | Horizontal | Vertical | Pass    |
| 2612.600        | -52.04       | 8.33        | -30.0          | 22.04           | 346.00    | Horizontal | Vertical | N/A     |
| 4983.750        | -52.78       | 9.13        | -30.0          | 22.78           | 32.00     | Horizontal | Vertical | Pass    |
| 7878.000        | -45.78       | 14.78       | -30.0          | 15.78           | 320.00    | Horizontal | Vertical | Pass    |
| 10046.000       | -47.14       | 14.02       | -30.0          | 17.14           | 162.00    | Horizontal | Vertical | Pass    |
| 13389.799       | -45.42       | 16.70       | -30.0          | 15.42           | 188.00    | Horizontal | Vertical | Pass    |

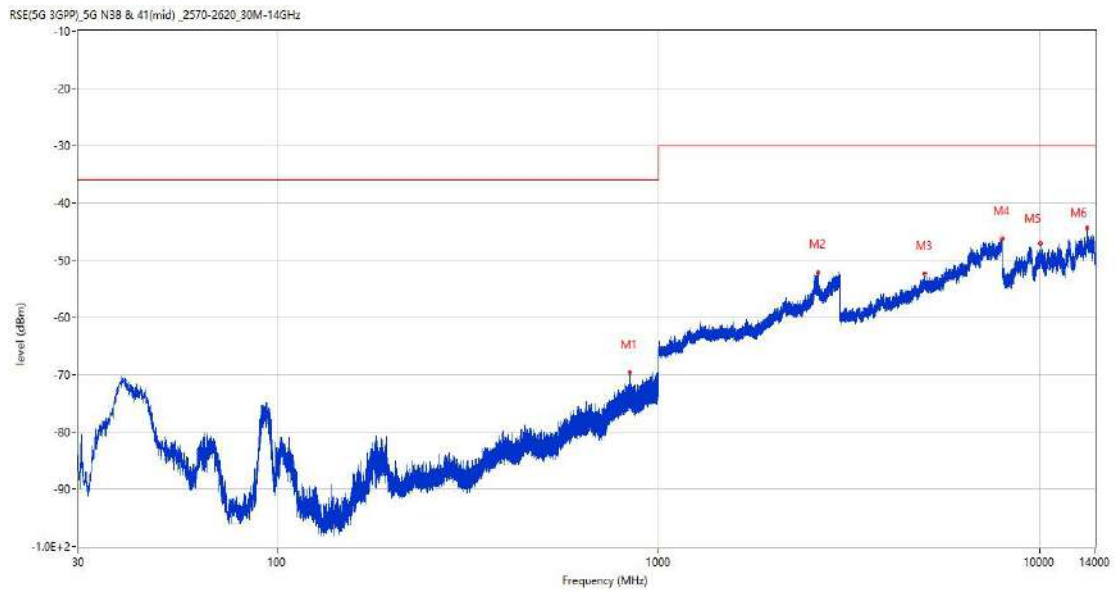
RSE-V&V n38 BW20 CH519000



| Frequency (MHz) | Result (dBm) | Factor (dB) | PK Limit (dBm) | Over Limit (dB) | Table (o) | ANT      | EUT      | Verdict |
|-----------------|--------------|-------------|----------------|-----------------|-----------|----------|----------|---------|
| 839.998         | -68.83       | -0.14       | -36.0          | 32.83           | 346.00    | Vertical | Vertical | Pass    |
| 2595.900        | -50.63       | 8.15        | -30.0          | 20.63           | 20.00     | Vertical | Vertical | N/A     |
| 4982.000        | -52.80       | 9.33        | -30.0          | 22.80           | 309.00    | Vertical | Vertical | Pass    |
| 7250.250        | -45.98       | 14.54       | -30.0          | 15.98           | 241.00    | Vertical | Vertical | Pass    |
| 9499.099        | -47.65       | 12.74       | -30.0          | 17.65           | 360.00    | Vertical | Vertical | Pass    |
| 13799.000       | -44.71       | 16.97       | -30.0          | 14.71           | 139.00    | Vertical | Vertical | Pass    |



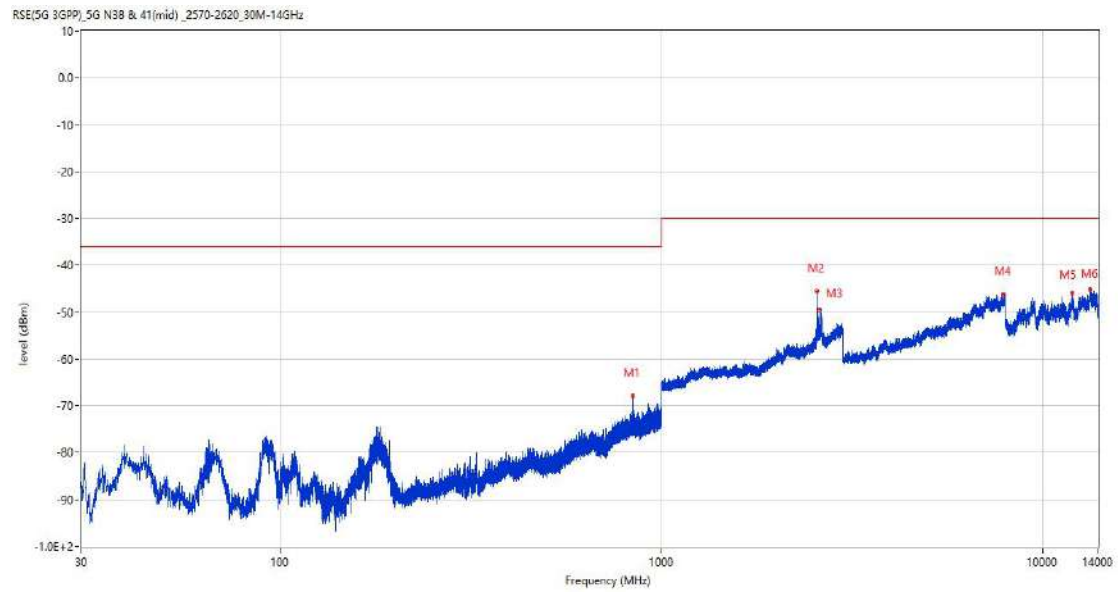
RSE-V&H n38 BW20 CH519000



| Frequency (MHz) | Result (dBm) | Factor (dB) | PK Limit (dBm) | Over Limit (dB) | Table (o) | ANT      | EUT        | Verdict |
|-----------------|--------------|-------------|----------------|-----------------|-----------|----------|------------|---------|
| 839.998         | -69.67       | -0.14       | -36.0          | 33.67           | 65.00     | Vertical | Horizontal | Pass    |
| 2619.700        | -52.19       | 8.42        | -30.0          | 22.19           | 277.00    | Vertical | Horizontal | N/A     |
| 5009.000        | -52.40       | 8.92        | -30.0          | 22.40           | 229.00    | Vertical | Horizontal | Pass    |
| 7966.250        | -46.33       | 15.10       | -30.0          | 16.33           | 353.00    | Vertical | Horizontal | Pass    |
| 10057.700       | -47.14       | 13.92       | -30.0          | 17.14           | 280.00    | Vertical | Horizontal | Pass    |
| 13353.201       | -44.46       | 16.76       | -30.0          | 14.46           | 137.00    | Vertical | Horizontal | Pass    |

## 25.6 n38 BW40, QPSK, Middle Channel

RSE-H&H n38 BW40 CH519000



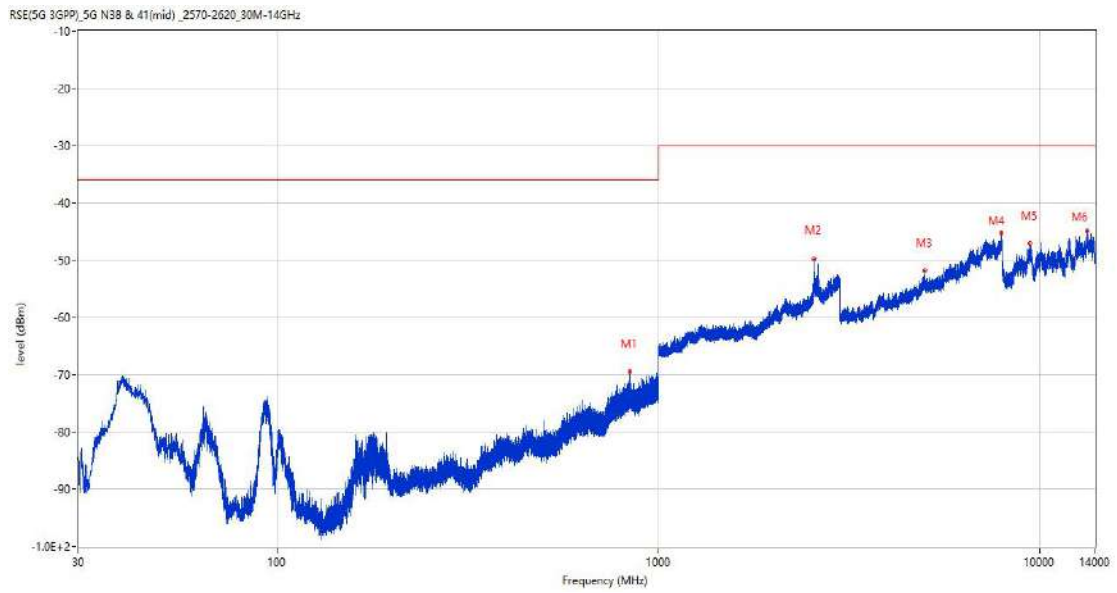
| Frequency (MHz) | Result (dBm) | Factor (dB) | PK Limit (dBm) | Over Limit (dB) | Table (o) | ANT        | EUT        | Verdict |
|-----------------|--------------|-------------|----------------|-----------------|-----------|------------|------------|---------|
| 839.998         | -67.85       | -0.14       | -36.0          | 31.85           | 121.00    | Horizontal | Horizontal | Pass    |
| 2560.800        | -45.53       | 7.87        | -30.0          | 15.53           | 147.00    | Horizontal | Horizontal | N/A     |
| 2590.500        | -49.36       | 8.12        | -30.0          | 19.36           | 156.00    | Horizontal | Horizontal | N/A     |
| 7882.500        | -46.10       | 14.87       | -30.0          | 16.10           | 239.00    | Horizontal | Horizontal | Pass    |
| 11940.200       | -45.95       | 13.96       | -30.0          | 15.95           | 307.00    | Horizontal | Horizontal | Pass    |
| 13368.800       | -45.08       | 16.74       | -30.0          | 15.08           | 187.00    | Horizontal | Horizontal | Pass    |

RSE-H&V n38 BW40 CH519000



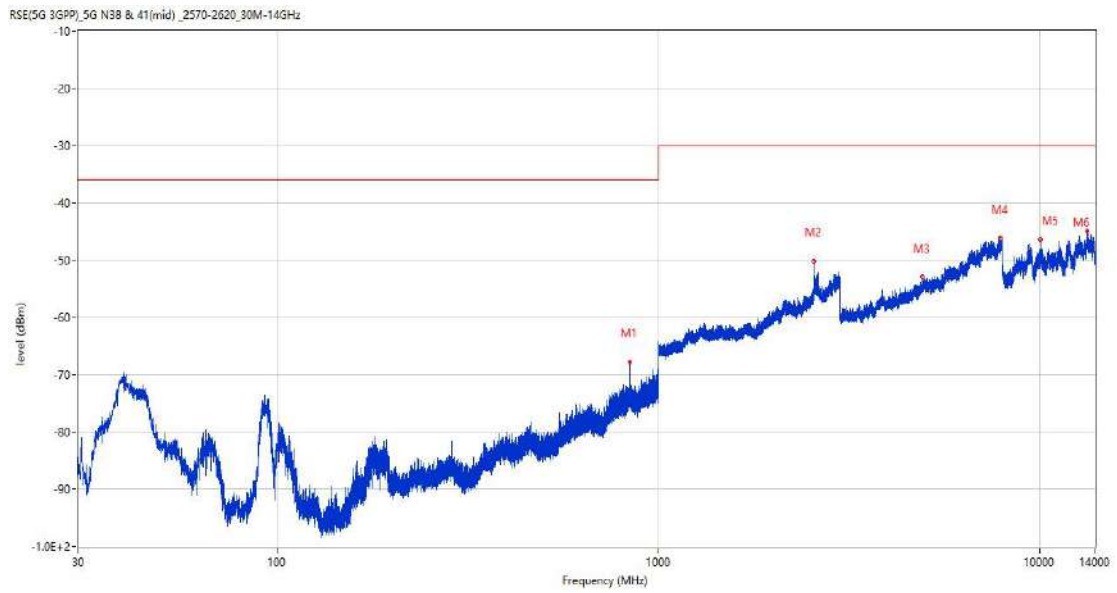
| Frequency (MHz) | Result (dBm) | Factor (dB) | PK Limit (dBm) | Over Limit (dB) | Table (o) | ANT        | EUT      | Verdict |
|-----------------|--------------|-------------|----------------|-----------------|-----------|------------|----------|---------|
| 839.998         | -69.75       | -0.14       | -36.0          | 33.75           | 202.00    | Horizontal | Vertical | Pass    |
| 2597.800        | -52.37       | 8.16        | -30.0          | 22.37           | 234.00    | Horizontal | Vertical | N/A     |
| 5158.500        | -51.93       | 9.05        | -30.0          | 21.93           | 100.00    | Horizontal | Vertical | Pass    |
| 7959.250        | -45.13       | 15.10       | -30.0          | 15.13           | 255.00    | Horizontal | Vertical | Pass    |
| 9479.300        | -47.44       | 13.16       | -30.0          | 17.44           | 41.00     | Horizontal | Vertical | Pass    |
| 13335.500       | -45.11       | 16.28       | -30.0          | 15.11           | 0.00      | Horizontal | Vertical | Pass    |

RSE-V&V n38 BW40 CH519000



| Frequency (MHz) | Result (dBm) | Factor (dB) | PK Limit (dBm) | Over Limit (dB) | Table (o) | ANT      | EUT      | Verdict |
|-----------------|--------------|-------------|----------------|-----------------|-----------|----------|----------|---------|
| 839.998         | -69.51       | -0.14       | -36.0          | 33.51           | 108.00    | Vertical | Vertical | Pass    |
| 2557.500        | -49.84       | 6.99        | -30.0          | 19.84           | 90.00     | Vertical | Vertical | N/A     |
| 5004.750        | -51.95       | 9.02        | -30.0          | 21.95           | 320.00    | Vertical | Vertical | Pass    |
| 7947.000        | -45.18       | 15.09       | -30.0          | 15.18           | 206.00    | Vertical | Vertical | Pass    |
| 9445.401        | -47.11       | 13.74       | -30.0          | 17.11           | 363.00    | Vertical | Vertical | Pass    |
| 13361.901       | -44.86       | 16.75       | -30.0          | 14.86           | 137.00    | Vertical | Vertical | Pass    |

RSE-V&H n38 BW40 CH519000

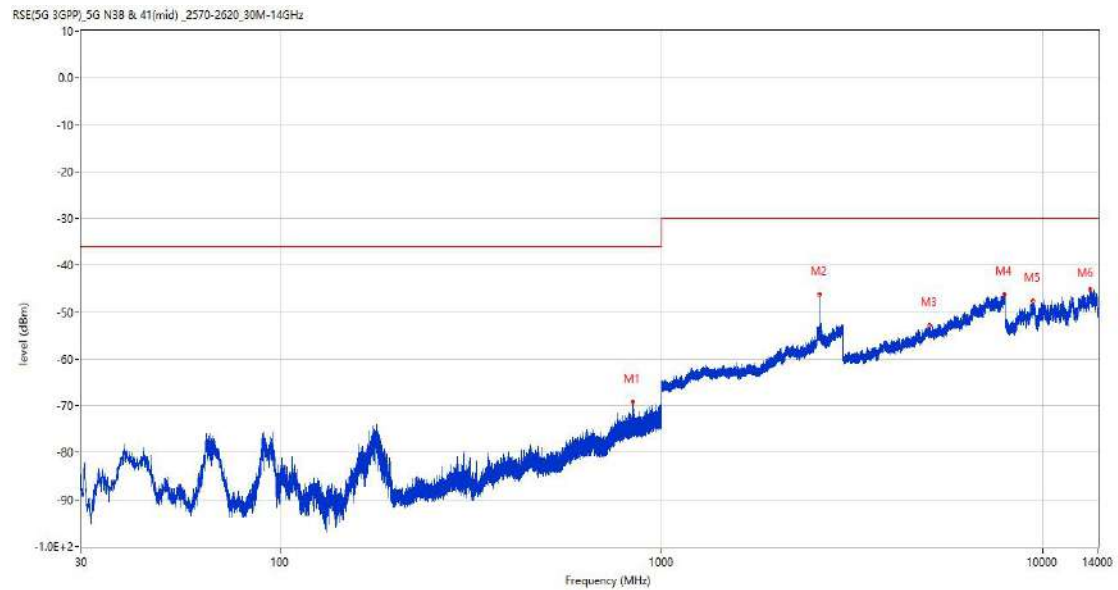


| Frequency (MHz) | Result (dBm) | Factor (dB) | PK Limit (dBm) | Over Limit (dB) | Table (o) | ANT      | EUT        | Verdict |
|-----------------|--------------|-------------|----------------|-----------------|-----------|----------|------------|---------|
| 839.998         | -67.75       | -0.14       | -36.0          | 31.75           | 196.00    | Vertical | Horizontal | Pass    |
| 2561.600        | -50.13       | 7.94        | -30.0          | 20.13           | 39.00     | Vertical | Horizontal | N/A     |
| 4931.000        | -52.92       | 8.83        | -30.0          | 22.92           | 275.00    | Vertical | Horizontal | Pass    |
| 7904.000        | -46.12       | 14.62       | -30.0          | 16.12           | 15.00     | Vertical | Horizontal | Pass    |
| 10049.299       | -46.41       | 14.14       | -30.0          | 16.41           | 328.00    | Vertical | Horizontal | Pass    |
| 13366.700       | -44.83       | 16.74       | -30.0          | 14.83           | 113.00    | Vertical | Horizontal | Pass    |

26 n41

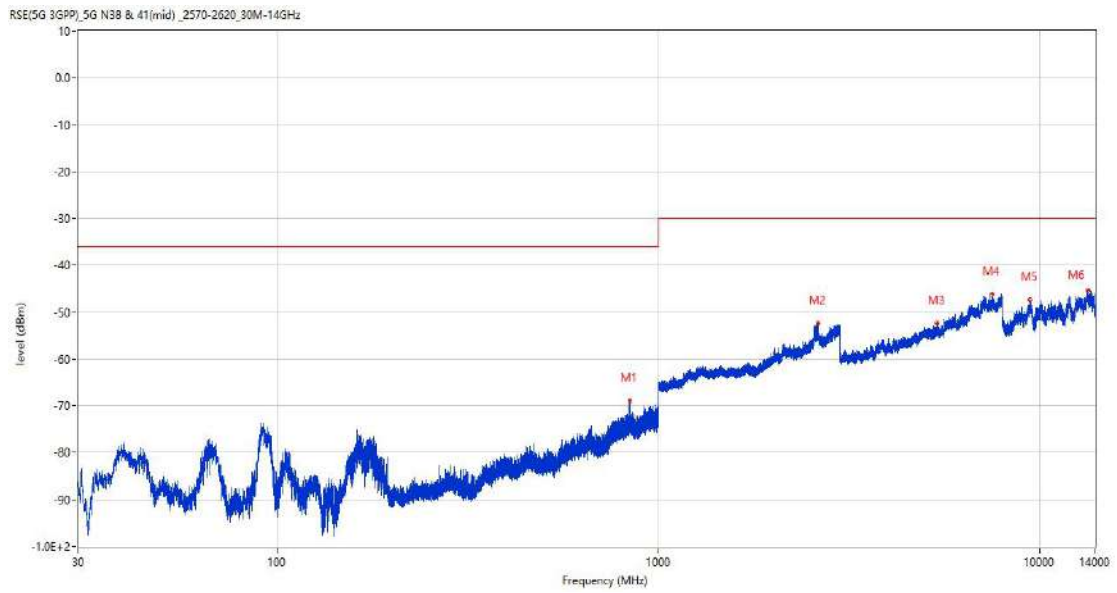
26.1 n41 BW10, PI/2 BPSK, Middle Channel

RSE-H&H n41 BW10 CH518598



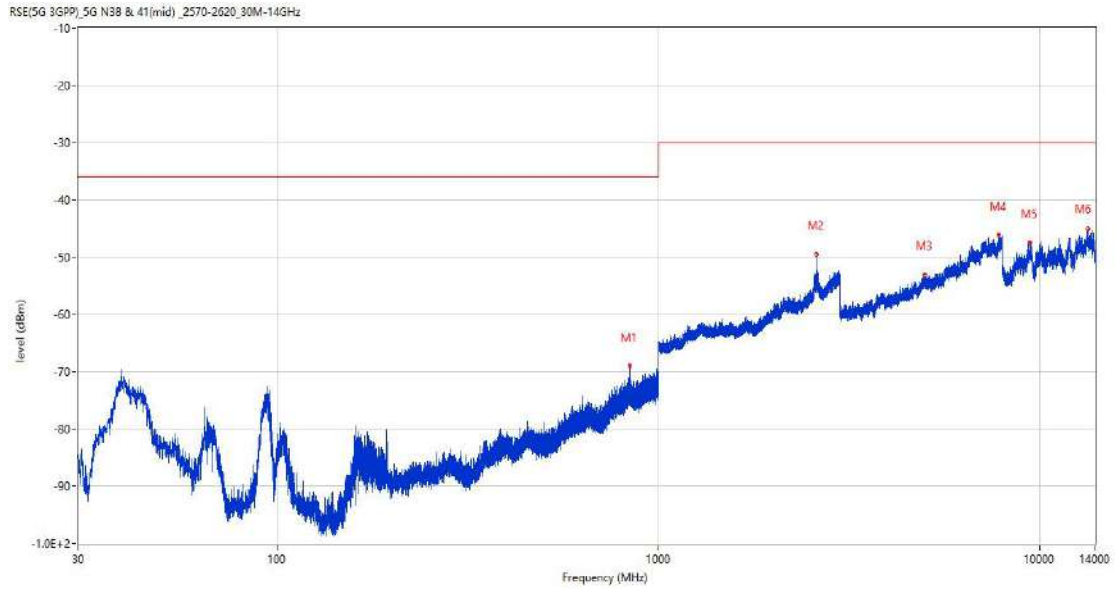
| Frequency (MHz) | Result (dBm) | Factor (dB) | PK Limit (dBm) | Over Limit (dB) | Table (o) | ANT        | EUT        | Verdict |
|-----------------|--------------|-------------|----------------|-----------------|-----------|------------|------------|---------|
| 839.998         | -69.20       | -0.14       | -36.0          | 33.20           | 284.00    | Horizontal | Horizontal | Pass    |
| 2591.500        | -46.18       | 8.12        | -30.0          | 16.18           | 141.00    | Horizontal | Horizontal | N/A     |
| 5069.500        | -52.83       | 9.43        | -30.0          | 22.83           | 334.00    | Horizontal | Horizontal | Pass    |
| 7953.000        | -46.23       | 15.10       | -30.0          | 16.23           | 243.00    | Horizontal | Horizontal | Pass    |
| 9458.900        | -47.67       | 13.59       | -30.0          | 17.67           | 210.00    | Horizontal | Horizontal | Pass    |
| 13358.300       | -45.12       | 16.76       | -30.0          | 15.12           | 332.00    | Horizontal | Horizontal | Pass    |

RSE-H&V n41 BW10 CH518598



| Frequency (MHz) | Result (dBm) | Factor (dB) | PK Limit (dBm) | Over Limit (dB) | Table (o) | ANT        | EUT      | Verdict |
|-----------------|--------------|-------------|----------------|-----------------|-----------|------------|----------|---------|
| 839.950         | -69.02       | -0.14       | -36.0          | 33.02           | 121.00    | Horizontal | Vertical | Pass    |
| 2618.400        | -52.45       | 8.41        | -30.0          | 22.45           | 207.00    | Horizontal | Vertical | Pass    |
| 5380.750        | -52.44       | 8.99        | -30.0          | 22.44           | 351.00    | Horizontal | Vertical | Pass    |
| 7488.500        | -46.14       | 14.05       | -30.0          | 16.14           | 74.00     | Horizontal | Vertical | Pass    |
| 9446.300        | -47.48       | 13.75       | -30.0          | 17.48           | 318.00    | Horizontal | Vertical | Pass    |
| 13393.100       | -45.36       | 16.69       | -30.0          | 15.36           | 175.00    | Horizontal | Vertical | Pass    |

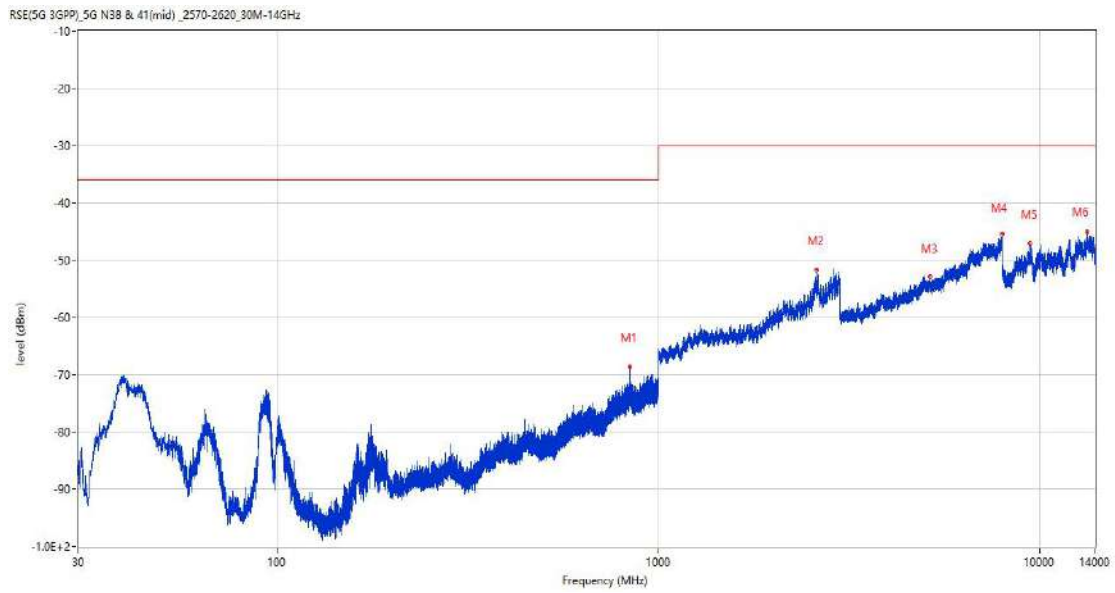
RSE-V&V n41 BW10 CH518598



| Frequency (MHz) | Result (dBm) | Factor (dB) | PK Limit (dBm) | Over Limit (dB) | Table (o) | ANT      | EUT      | Verdict |
|-----------------|--------------|-------------|----------------|-----------------|-----------|----------|----------|---------|
| 839.950         | -69.01       | -0.14       | -36.0          | 33.01           | 184.00    | Vertical | Vertical | Pass    |
| 2591.500        | -49.44       | 8.12        | -30.0          | 19.44           | 105.00    | Vertical | Vertical | N/A     |
| 4994.500        | -53.10       | 9.05        | -30.0          | 23.10           | 5.00      | Vertical | Vertical | Pass    |
| 7817.250        | -46.15       | 15.37       | -30.0          | 16.15           | 155.00    | Vertical | Vertical | Pass    |
| 9448.100        | -47.40       | 13.76       | -30.0          | 17.40           | 172.00    | Vertical | Vertical | Pass    |
| 13391.600       | -45.08       | 16.70       | -30.0          | 15.08           | 75.00     | Vertical | Vertical | Pass    |



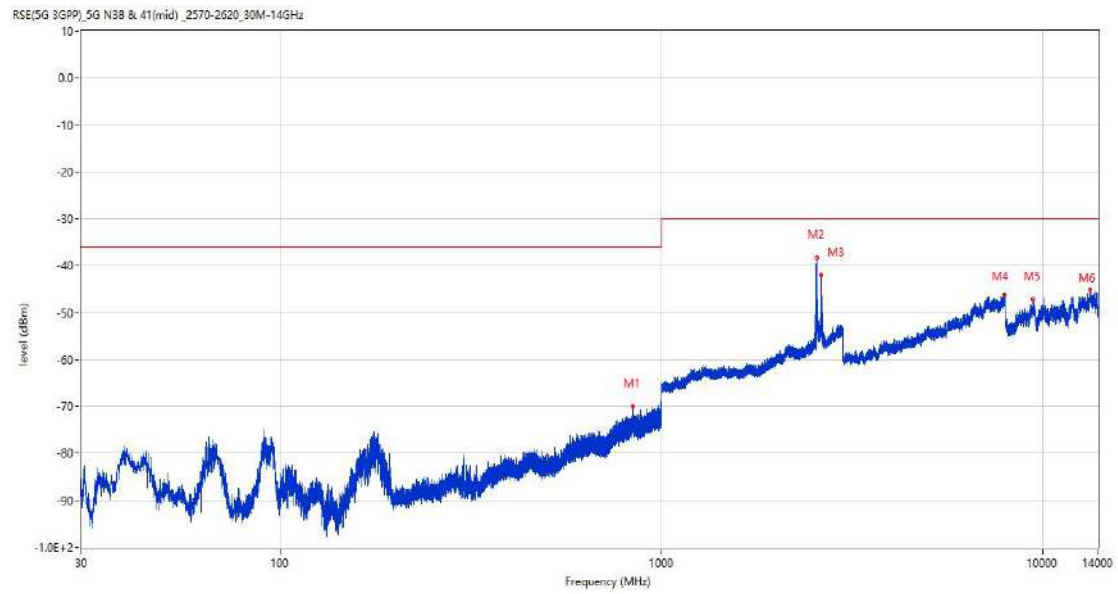
RSE-V&H n41 BW10 CH518598



| Frequency (MHz) | Result (dBm) | Factor (dB) | PK Limit (dBm) | Over Limit (dB) | Table (o) | ANT      | EUT        | Verdict |
|-----------------|--------------|-------------|----------------|-----------------|-----------|----------|------------|---------|
| 839.950         | -68.64       | -0.14       | -36.0          | 32.64           | 105.00    | Vertical | Horizontal | Pass    |
| 2591.100        | -51.65       | 8.12        | -30.0          | 21.65           | 32.00     | Vertical | Horizontal | N/A     |
| 5155.250        | -52.91       | 9.16        | -30.0          | 22.91           | 360.00    | Vertical | Horizontal | Pass    |
| 7963.750        | -45.45       | 15.12       | -30.0          | 15.45           | 103.00    | Vertical | Horizontal | Pass    |
| 9445.100        | -47.09       | 13.74       | -30.0          | 17.09           | 319.00    | Vertical | Horizontal | Pass    |
| 13352.600       | -45.04       | 16.77       | -30.0          | 15.04           | 319.00    | Vertical | Horizontal | Pass    |

## 26.2 n41 BW60, PI/2 BPSK, Middle Channel

RSE-H&H n41 BW60 CH518598



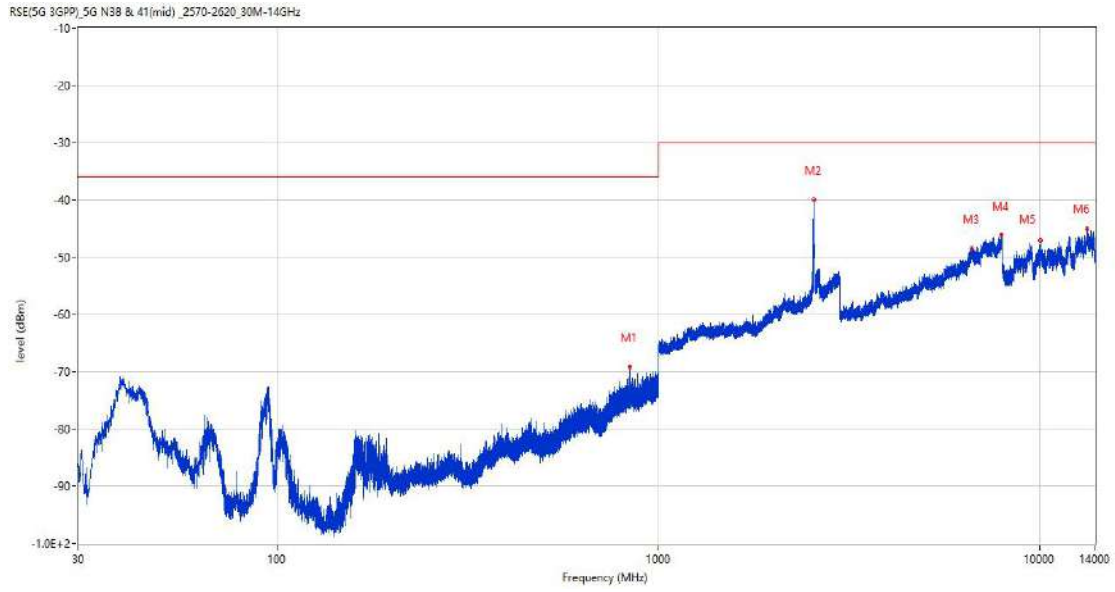
| Frequency (MHz) | Result (dBm) | Factor (dB) | PK Limit (dBm) | Over Limit (dB) | Table (o) | ANT        | EUT        | Verdict |
|-----------------|--------------|-------------|----------------|-----------------|-----------|------------|------------|---------|
| 839.950         | -69.93       | -0.14       | -36.0          | 33.93           | 339.00    | Horizontal | Horizontal | Pass    |
| 2549.900        | -38.34       | 6.03        | -30.0          | 8.34            | 161.00    | Horizontal | Horizontal | N/A     |
| 2625.700        | -41.92       | 8.50        | -30.0          | 11.92           | 121.00    | Horizontal | Horizontal | N/A     |
| 7943.500        | -46.08       | 15.00       | -30.0          | 16.08           | 28.00     | Horizontal | Horizontal | Pass    |
| 9448.401        | -47.18       | 13.77       | -30.0          | 17.18           | 234.00    | Horizontal | Horizontal | Pass    |
| 13348.100       | -45.14       | 16.71       | -30.0          | 15.14           | 90.00     | Horizontal | Horizontal | Pass    |

RSE-H&V n41 BW60 CH518598



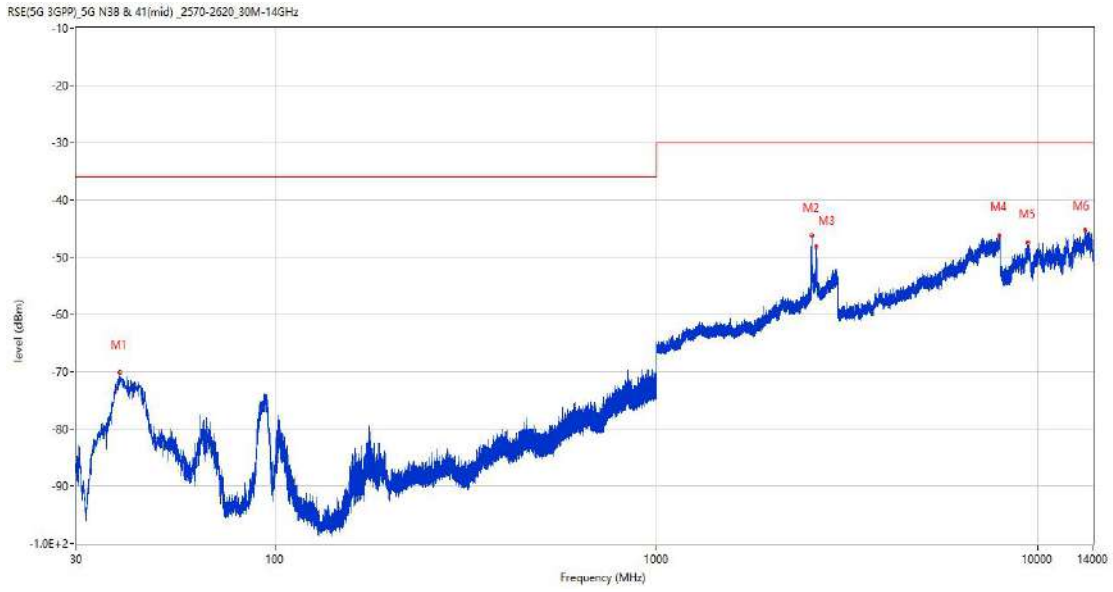
| Frequency (MHz) | Result (dBm) | Factor (dB) | PK Limit (dBm) | Over Limit (dB) | Table (o) | ANT        | EUT      | Verdict |
|-----------------|--------------|-------------|----------------|-----------------|-----------|------------|----------|---------|
| 839.950         | -68.46       | -0.14       | -36.0          | 32.46           | 312.00    | Horizontal | Vertical | Pass    |
| 2553.200        | -45.12       | 6.52        | -30.0          | 15.12           | 88.00     | Horizontal | Vertical | N/A     |
| 4969.000        | -52.91       | 9.14        | -30.0          | 22.91           | 249.00    | Horizontal | Vertical | Pass    |
| 7576.750        | -46.59       | 14.30       | -30.0          | 16.59           | 127.00    | Horizontal | Vertical | Pass    |
| 9447.800        | -47.41       | 13.76       | -30.0          | 17.41           | 139.00    | Horizontal | Vertical | Pass    |
| 13376.600       | -45.21       | 16.72       | -30.0          | 15.21           | 91.00     | Horizontal | Vertical | Pass    |

RSE-V&V n41 BW60 CH518598



| Frequency (MHz) | Result (dBm) | Factor (dB) | PK Limit (dBm) | Over Limit (dB) | Table (o) | ANT      | EUT      | Verdict |
|-----------------|--------------|-------------|----------------|-----------------|-----------|----------|----------|---------|
| 839.950         | -69.14       | -0.14       | -36.0          | 33.14           | 324.00    | Vertical | Vertical | Pass    |
| 2549.900        | -39.94       | 6.03        | -30.0          | 9.94            | 110.00    | Vertical | Vertical | N/A     |
| 6659.750        | -48.49       | 12.67       | -30.0          | 18.49           | 1.00      | Vertical | Vertical | Pass    |
| 7950.500        | -46.16       | 15.09       | -30.0          | 16.16           | 1.00      | Vertical | Vertical | Pass    |
| 10056.500       | -47.16       | 13.96       | -30.0          | 17.16           | 340.00    | Vertical | Vertical | Pass    |
| 13343.600       | -45.09       | 16.55       | -30.0          | 15.09           | 237.00    | Vertical | Vertical | Pass    |

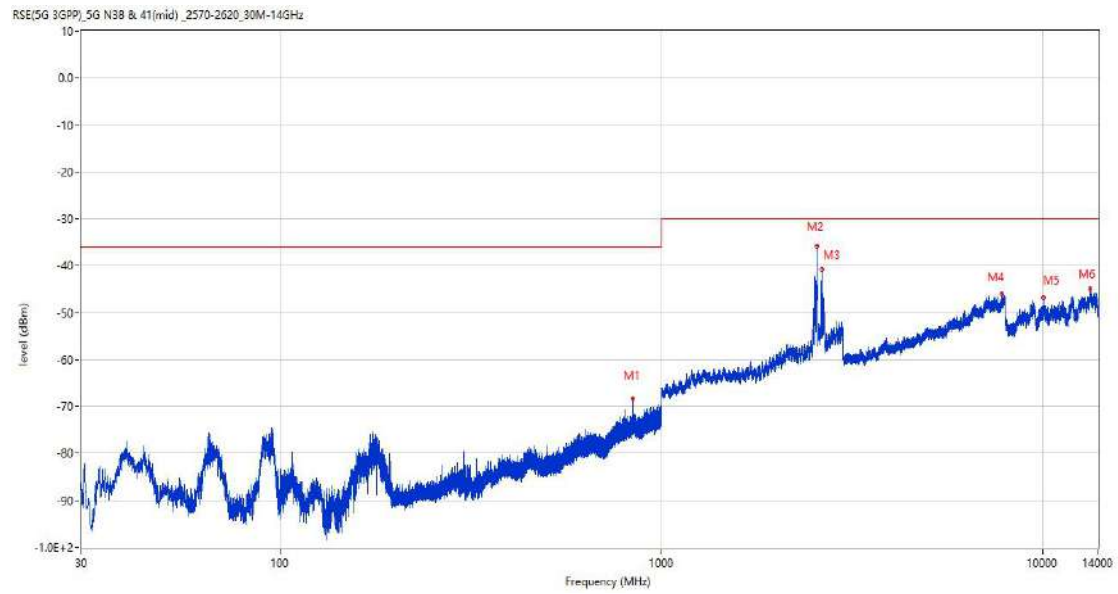
RSE-V&H n41 BW60 CH518598



| Frequency (MHz) | Result (dBm) | Factor (dB) | PK Limit (dBm) | Over Limit (dB) | Table (o) | ANT      | EUT        | Verdict |
|-----------------|--------------|-------------|----------------|-----------------|-----------|----------|------------|---------|
| 38.972          | -70.18       | -19.81      | -36.0          | 34.18           | 270.00    | Vertical | Horizontal | Pass    |
| 2552.000        | -46.28       | 6.27        | -30.0          | 16.28           | 131.00    | Vertical | Horizontal | N/A     |
| 2630.000        | -48.15       | 6.65        | -30.0          | 18.15           | 110.00    | Vertical | Horizontal | N/A     |
| 7960.750        | -46.27       | 15.00       | -30.0          | 16.27           | 279.00    | Vertical | Horizontal | Pass    |
| 9439.400        | -47.40       | 13.69       | -30.0          | 17.40           | 360.00    | Vertical | Horizontal | Pass    |
| 13341.200       | -45.27       | 16.47       | -30.0          | 15.27           | 158.00    | Vertical | Horizontal | Pass    |

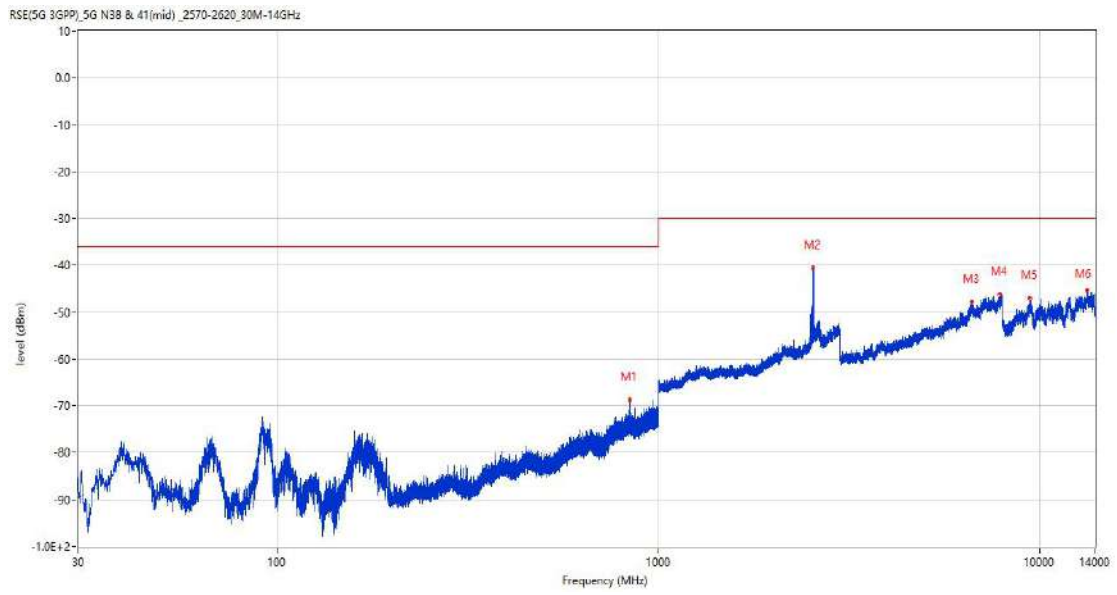
### 26.3 n41 BW100, PI/2 BPSK, Middle Channel

RSE-H&H n41 BW100 CH518598



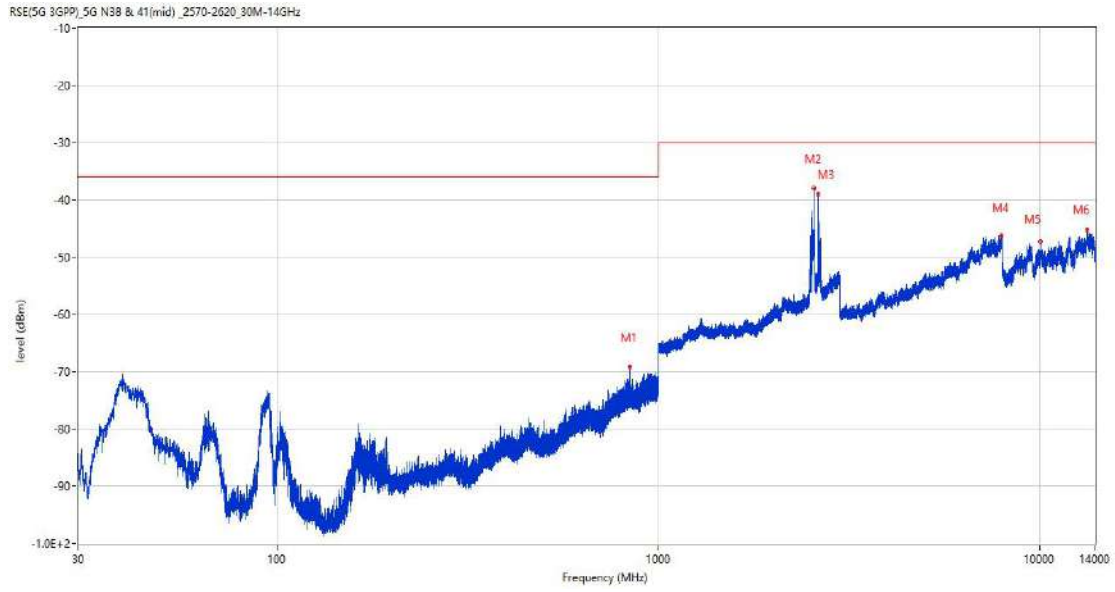
| Frequency (MHz) | Result (dBm) | Factor (dB) | PK Limit (dBm) | Over Limit (dB) | Table (o) | ANT        | EUT        | Verdict |
|-----------------|--------------|-------------|----------------|-----------------|-----------|------------|------------|---------|
| 839.950         | -68.29       | -0.14       | -36.0          | 32.29           | 3.00      | Horizontal | Horizontal | Pass    |
| 2555.500        | -35.79       | 6.50        | -30.0          | 5.79            | 150.00    | Horizontal | Horizontal | N/A     |
| 2633.000        | -40.84       | 6.54        | -30.0          | 10.84           | 120.00    | Horizontal | Horizontal | N/A     |
| 7815.250        | -45.94       | 15.35       | -30.0          | 15.94           | 85.00     | Horizontal | Horizontal | Pass    |
| 10054.400       | -46.71       | 14.03       | -30.0          | 16.71           | 136.00    | Horizontal | Horizontal | Pass    |
| 13381.100       | -44.98       | 16.71       | -30.0          | 14.98           | 360.00    | Horizontal | Horizontal | Pass    |

RSE-H&V n41 BW100 CH518598



| Frequency (MHz) | Result (dBm) | Factor (dB) | PK Limit (dBm) | Over Limit (dB) | Table (o) | ANT        | EUT      | Verdict |
|-----------------|--------------|-------------|----------------|-----------------|-----------|------------|----------|---------|
| 839.998         | -68.74       | -0.14       | -36.0          | 32.74           | 187.00    | Horizontal | Vertical | Pass    |
| 2544.300        | -40.60       | 5.69        | -30.0          | 10.60           | 117.00    | Horizontal | Vertical | N/A     |
| 6642.000        | -47.83       | 13.02       | -30.0          | 17.83           | 360.00    | Horizontal | Vertical | Pass    |
| 7873.500        | -46.19       | 14.60       | -30.0          | 16.19           | 306.00    | Horizontal | Vertical | Pass    |
| 9447.500        | -46.96       | 13.76       | -30.0          | 16.96           | 340.00    | Horizontal | Vertical | Pass    |
| 13346.900       | -45.40       | 16.67       | -30.0          | 15.40           | 158.00    | Horizontal | Vertical | Pass    |

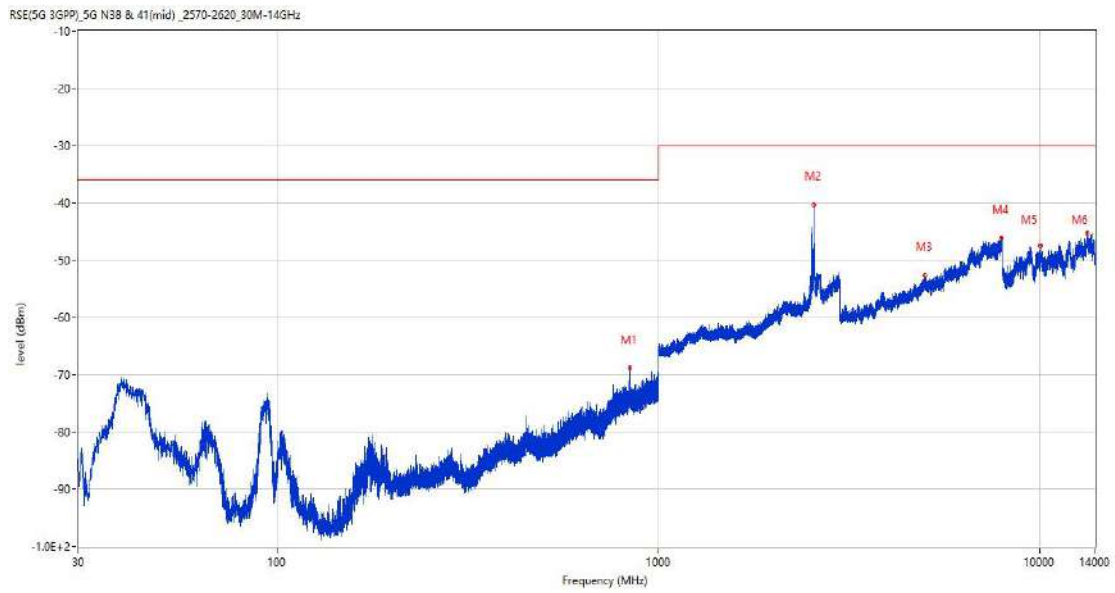
RSE-V&V n41 BW100 CH518598



| Frequency (MHz) | Result (dBm) | Factor (dB) | PK Limit (dBm) | Over Limit (dB) | Table (o) | ANT      | EUT      | Verdict |
|-----------------|--------------|-------------|----------------|-----------------|-----------|----------|----------|---------|
| 839.950         | -69.08       | -0.14       | -36.0          | 33.08           | 291.00    | Vertical | Vertical | Pass    |
| 2555.800        | -37.92       | 6.52        | -30.0          | 7.92            | 76.00     | Vertical | Vertical | N/A     |
| 2628.000        | -39.06       | 7.01        | -30.0          | 9.06            | 5.00      | Vertical | Vertical | N/A     |
| 7963.500        | -46.31       | 15.10       | -30.0          | 16.31           | 272.00    | Vertical | Vertical | Pass    |
| 10058.900       | -47.22       | 13.88       | -30.0          | 17.22           | 109.00    | Vertical | Vertical | Pass    |
| 13341.500       | -45.22       | 16.48       | -30.0          | 15.22           | 360.00    | Vertical | Vertical | Pass    |



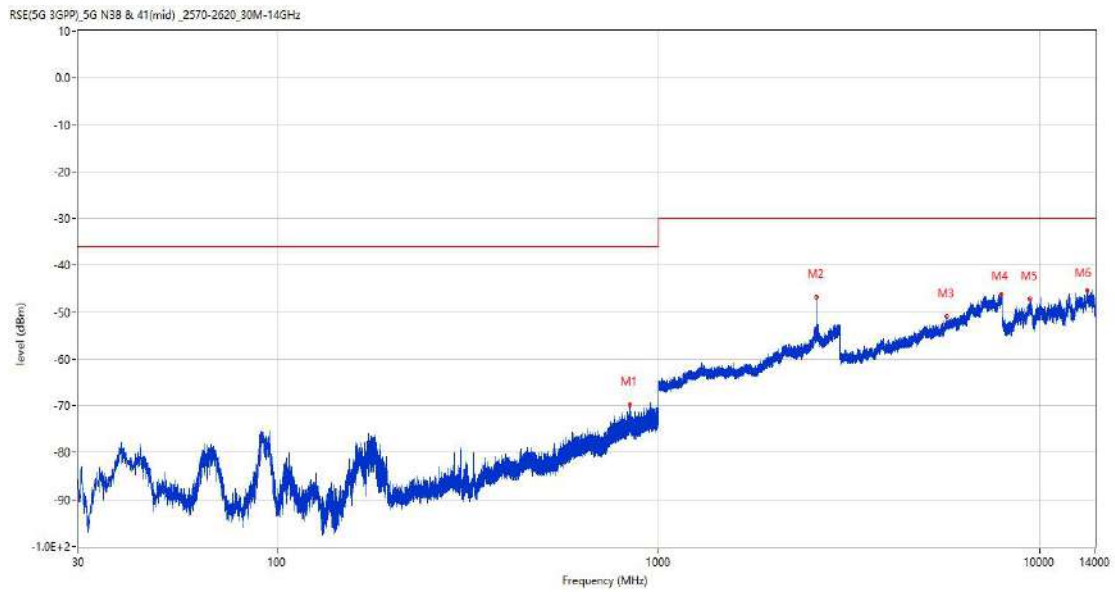
RSE-V&H n41 BW100 CH518598



| Frequency (MHz) | Result (dBm) | Factor (dB) | PK Limit (dBm) | Over Limit (dB) | Table (o) | ANT      | EUT        | Verdict |
|-----------------|--------------|-------------|----------------|-----------------|-----------|----------|------------|---------|
| 839.950         | -68.89       | -0.14       | -36.0          | 32.89           | 12.00     | Vertical | Horizontal | Pass    |
| 2556.200        | -40.34       | 6.54        | -30.0          | 10.34           | 120.00    | Vertical | Horizontal | N/A     |
| 5005.000        | -52.65       | 9.01        | -30.0          | 22.65           | 0.00      | Vertical | Horizontal | N/A     |
| 7953.000        | -46.17       | 15.10       | -30.0          | 16.17           | 221.00    | Vertical | Horizontal | Pass    |
| 10058.299       | -47.52       | 13.90       | -30.0          | 17.52           | 17.00     | Vertical | Horizontal | Pass    |
| 13353.800       | -45.23       | 16.76       | -30.0          | 15.23           | 360.00    | Vertical | Horizontal | Pass    |

## 26.4 n41 BW10, QPSK, Middle Channel

RSE-H&H n41 BW10 CH518598



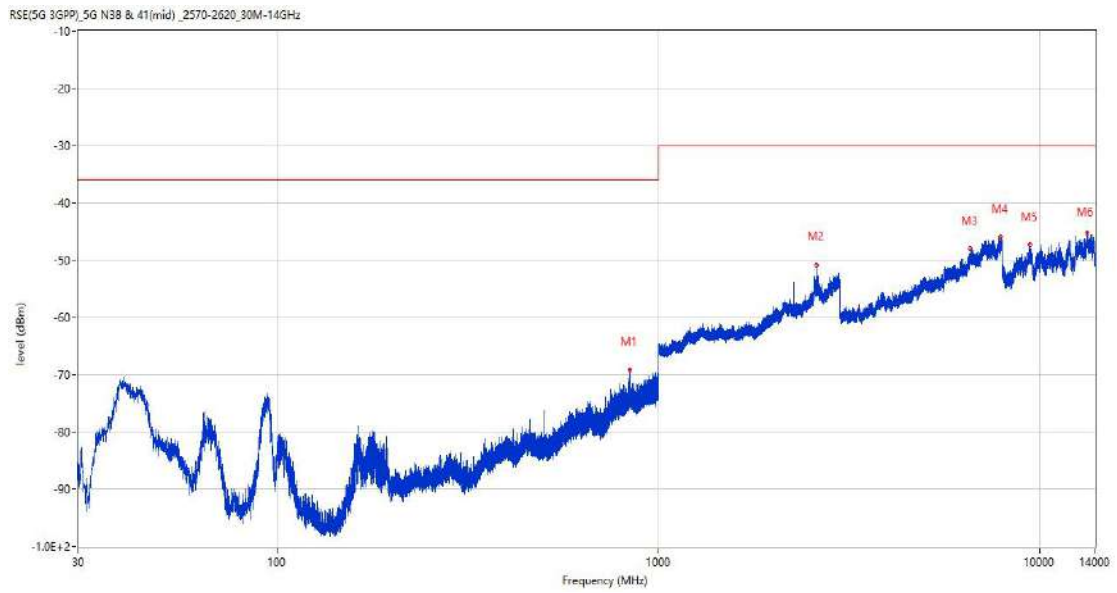
| Frequency (MHz) | Result (dBm) | Factor (dB) | PK Limit (dBm) | Over Limit (dB) | Table (o) | ANT        | EUT        | Verdict |
|-----------------|--------------|-------------|----------------|-----------------|-----------|------------|------------|---------|
| 839.950         | -69.74       | -0.14       | -36.0          | 33.74           | 267.00    | Horizontal | Horizontal | Pass    |
| 2591.000        | -46.81       | 8.12        | -30.0          | 16.81           | 131.00    | Horizontal | Horizontal | N/A     |
| 5713.750        | -50.90       | 9.91        | -30.0          | 20.90           | 19.00     | Horizontal | Horizontal | Pass    |
| 7947.000        | -46.10       | 15.09       | -30.0          | 16.10           | 357.00    | Horizontal | Horizontal | Pass    |
| 9446.600        | -47.22       | 13.75       | -30.0          | 17.22           | 188.00    | Horizontal | Horizontal | Pass    |
| 13343.901       | -45.36       | 16.56       | -30.0          | 15.36           | 36.00     | Horizontal | Horizontal | Pass    |

RSE-H&V n41 BW10 CH518598



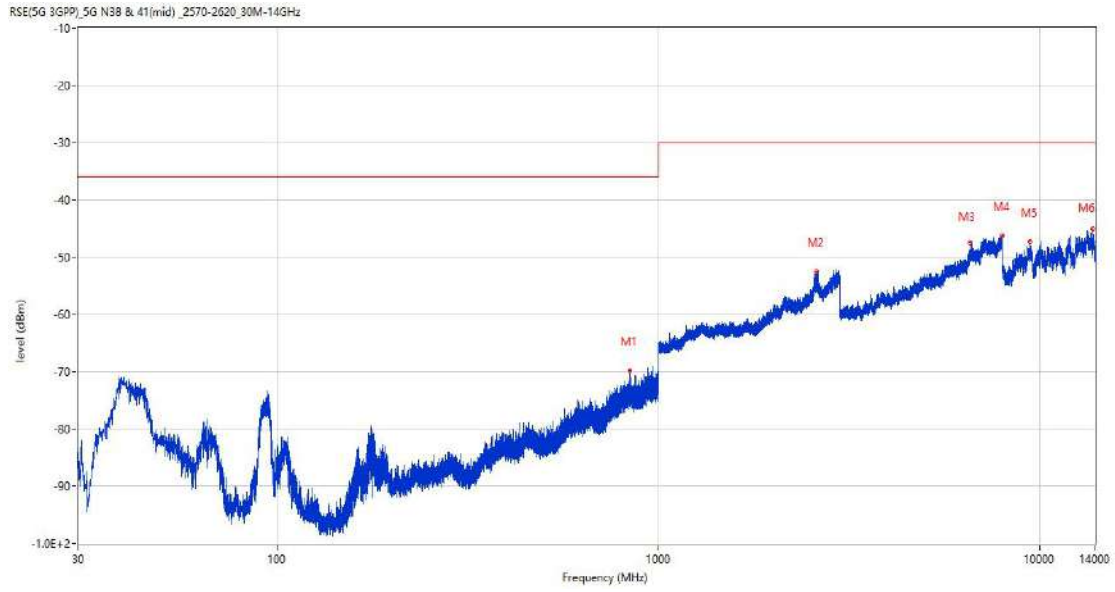
| Frequency (MHz) | Result (dBm) | Factor (dB) | PK Limit (dBm) | Over Limit (dB) | Table (o) | ANT        | EUT      | Verdict |
|-----------------|--------------|-------------|----------------|-----------------|-----------|------------|----------|---------|
| 91.692          | -72.62       | -19.35      | -36.0          | 36.62           | 243.00    | Horizontal | Vertical | Pass    |
| 2619.400        | -51.54       | 8.42        | -30.0          | 21.54           | 35.00     | Horizontal | Vertical | Pass    |
| 4982.000        | -52.59       | 9.33        | -30.0          | 22.59           | 264.00    | Horizontal | Vertical | Pass    |
| 7125.250        | -46.39       | 13.82       | -30.0          | 16.39           | 37.00     | Horizontal | Vertical | Pass    |
| 10056.500       | -46.89       | 13.96       | -30.0          | 16.89           | 42.00     | Horizontal | Vertical | Pass    |
| 13367.900       | -45.43       | 16.74       | -30.0          | 15.43           | 236.00    | Horizontal | Vertical | Pass    |

RSE-V&V n41 BW10 CH518598



| Frequency (MHz) | Result (dBm) | Factor (dB) | PK Limit (dBm) | Over Limit (dB) | Table (o) | ANT      | EUT      | Verdict |
|-----------------|--------------|-------------|----------------|-----------------|-----------|----------|----------|---------|
| 839.950         | -69.21       | -0.14       | -36.0          | 33.21           | 16.00     | Vertical | Vertical | Pass    |
| 2590.900        | -50.85       | 8.12        | -30.0          | 20.85           | 42.00     | Vertical | Vertical | N/A     |
| 6573.000        | -48.05       | 13.04       | -30.0          | 18.05           | 0.00      | Vertical | Vertical | Pass    |
| 7898.000        | -45.92       | 14.56       | -30.0          | 15.92           | 287.00    | Vertical | Vertical | Pass    |
| 9434.000        | -47.31       | 13.65       | -30.0          | 17.31           | 334.00    | Vertical | Vertical | Pass    |
| 13340.900       | -45.24       | 16.46       | -30.0          | 15.24           | 286.00    | Vertical | Vertical | Pass    |

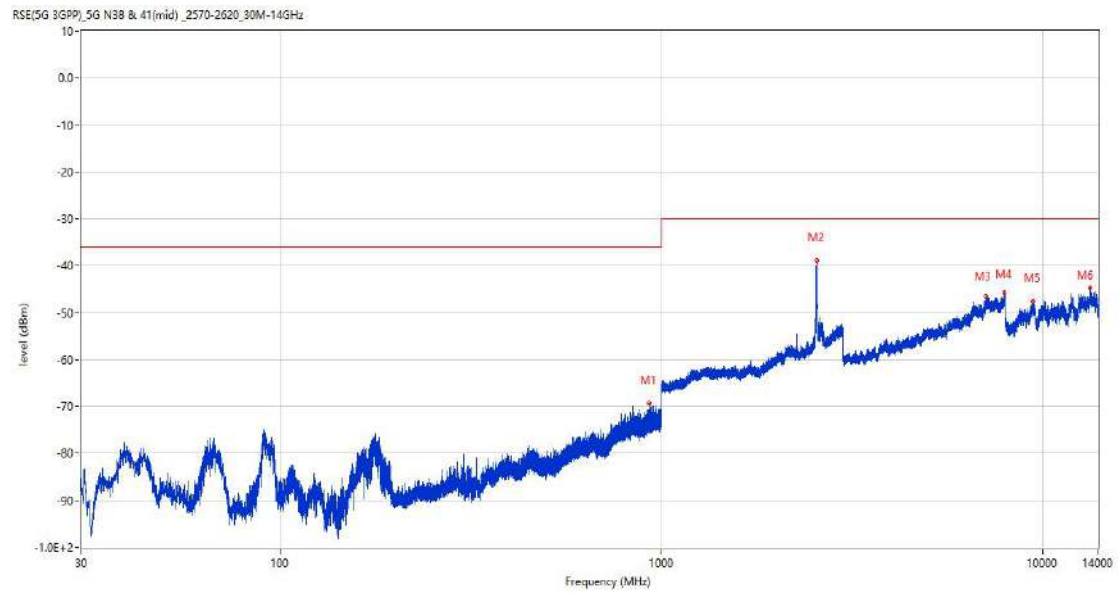
RSE-V&H n41 BW10 CH518598



| Frequency (MHz) | Result (dBm) | Factor (dB) | PK Limit (dBm) | Over Limit (dB) | Table (o) | ANT      | EUT        | Verdict |
|-----------------|--------------|-------------|----------------|-----------------|-----------|----------|------------|---------|
| 839.998         | -69.77       | -0.14       | -36.0          | 33.77           | 79.00     | Vertical | Horizontal | Pass    |
| 2591.400        | -52.51       | 8.12        | -30.0          | 22.51           | 121.00    | Vertical | Horizontal | N/A     |
| 6581.250        | -47.53       | 13.02       | -30.0          | 17.53           | 360.00    | Vertical | Horizontal | Pass    |
| 7970.500        | -46.22       | 15.32       | -30.0          | 16.22           | 0.00      | Vertical | Horizontal | Pass    |
| 9464.901        | -47.27       | 13.46       | -30.0          | 17.27           | 141.00    | Vertical | Horizontal | Pass    |
| 13798.700       | -45.13       | 16.96       | -30.0          | 15.13           | 141.00    | Vertical | Horizontal | Pass    |

## 26.5 n41 BW60, QPSK, Middle Channel

RSE-H&H n41 BW60 CH518598



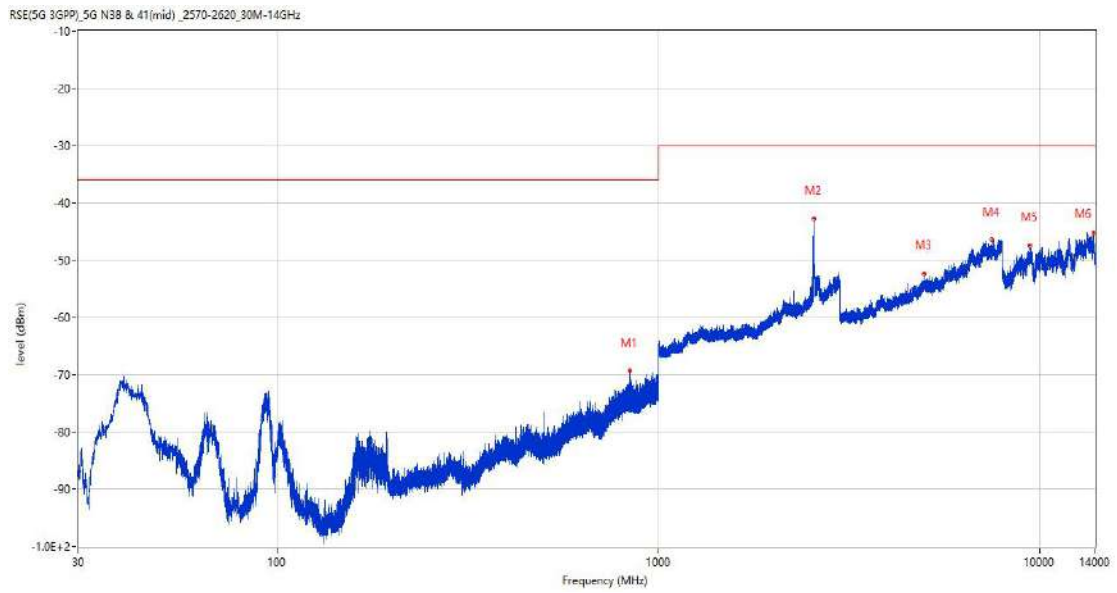
| Frequency (MHz) | Result (dBm) | Factor (dB) | PK Limit (dBm) | Over Limit (dB) | Table (o) | ANT        | EUT        | Verdict |
|-----------------|--------------|-------------|----------------|-----------------|-----------|------------|------------|---------|
| 926.425         | -69.35       | 0.45        | -36.0          | 33.35           | 79.00     | Horizontal | Horizontal | Pass    |
| 2550.000        | -38.91       | 6.05        | -30.0          | 8.91            | 142.00    | Horizontal | Horizontal | N/A     |
| 7126.250        | -46.62       | 13.80       | -30.0          | 16.62           | 360.00    | Horizontal | Horizontal | Pass    |
| 7937.750        | -45.72       | 14.80       | -30.0          | 15.72           | 357.00    | Horizontal | Horizontal | Pass    |
| 9447.800        | -47.64       | 13.76       | -30.0          | 17.64           | 44.00     | Horizontal | Horizontal | Pass    |
| 13362.800       | -44.67       | 16.75       | -30.0          | 14.67           | 44.00     | Horizontal | Horizontal | Pass    |

RSE-H&V n41 BW60 CH518598



| Frequency (MHz) | Result (dBm) | Factor (dB) | PK Limit (dBm) | Over Limit (dB) | Table (o) | ANT        | EUT      | Verdict |
|-----------------|--------------|-------------|----------------|-----------------|-----------|------------|----------|---------|
| 839.998         | -70.29       | -0.14       | -36.0          | 34.29           | 23.00     | Horizontal | Vertical | Pass    |
| 2556.700        | -46.52       | 6.55        | -30.0          | 16.52           | 103.00    | Horizontal | Vertical | N/A     |
| 5027.250        | -53.07       | 9.00        | -30.0          | 23.07           | 54.00     | Horizontal | Vertical | Pass    |
| 7866.000        | -46.32       | 14.31       | -30.0          | 16.32           | 120.00    | Horizontal | Vertical | Pass    |
| 9446.000        | -46.83       | 13.75       | -30.0          | 16.83           | 206.00    | Horizontal | Vertical | Pass    |
| 13387.400       | -45.30       | 16.70       | -30.0          | 15.30           | 111.00    | Horizontal | Vertical | Pass    |

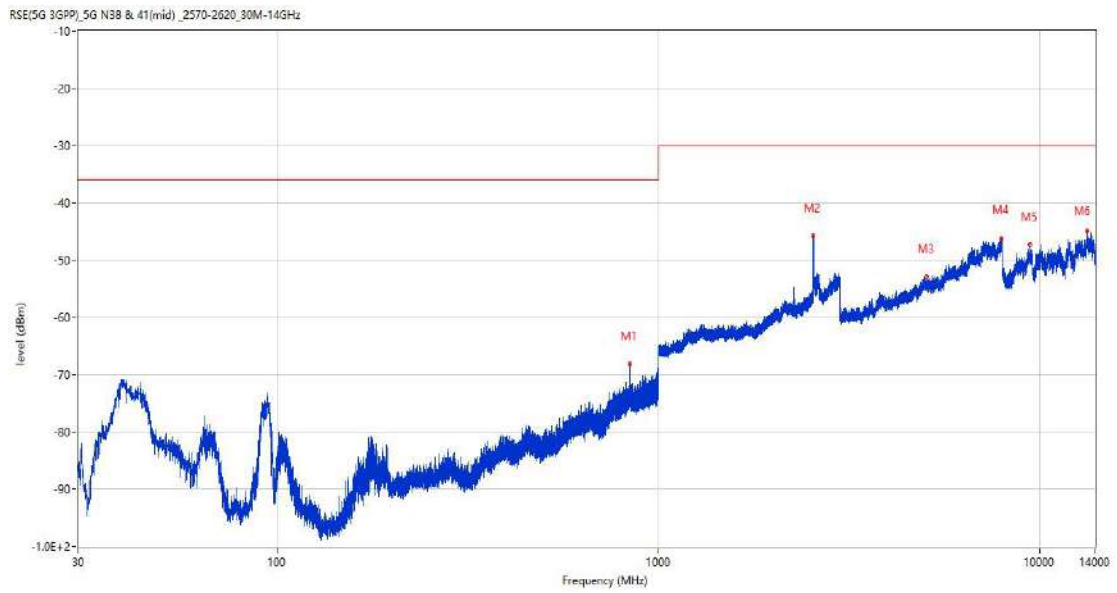
RSE-V&V n41 BW60 CH518598



| Frequency (MHz) | Result (dBm) | Factor (dB) | PK Limit (dBm) | Over Limit (dB) | Table (o) | ANT      | EUT      | Verdict |
|-----------------|--------------|-------------|----------------|-----------------|-----------|----------|----------|---------|
| 839.998         | -69.33       | -0.14       | -36.0          | 33.33           | 286.00    | Vertical | Vertical | Pass    |
| 2557.600        | -42.73       | 7.06        | -30.0          | 12.73           | 124.00    | Vertical | Vertical | N/A     |
| 4968.250        | -52.30       | 9.10        | -30.0          | 22.30           | 144.00    | Vertical | Vertical | Pass    |
| 7497.000        | -46.50       | 13.88       | -30.0          | 16.50           | 133.00    | Vertical | Vertical | Pass    |
| 9440.900        | -47.39       | 13.71       | -30.0          | 17.39           | 40.00     | Vertical | Vertical | Pass    |
| 13824.201       | -45.28       | 16.74       | -30.0          | 15.28           | 324.00    | Vertical | Vertical | Pass    |



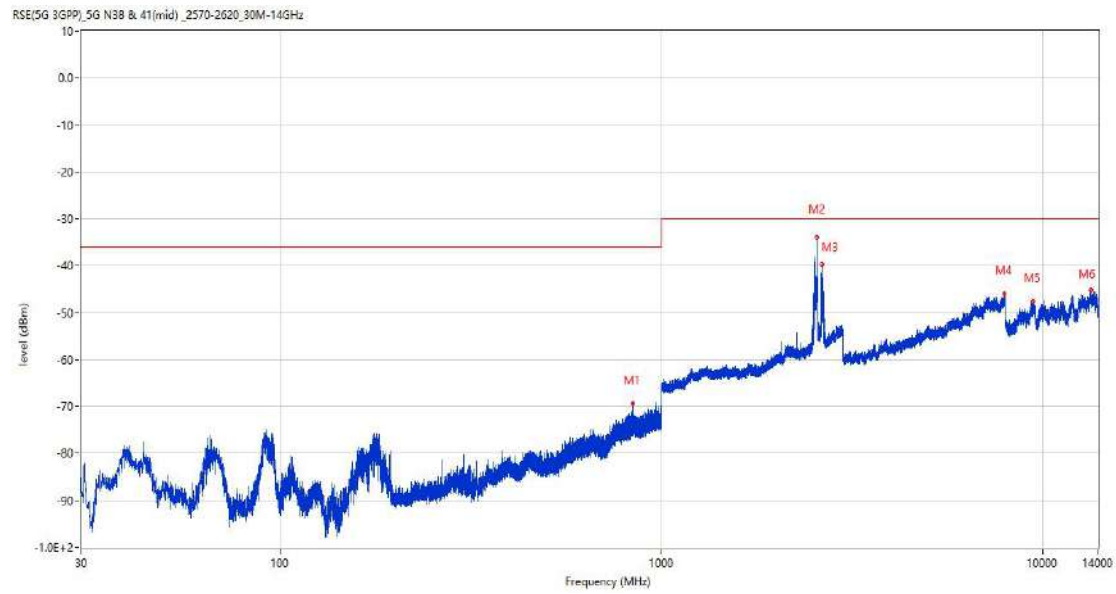
RSE-V&H n41 BW60 CH518598



| Frequency (MHz) | Result (dBm) | Factor (dB) | PK Limit (dBm) | Over Limit (dB) | Table (o) | ANT      | EUT        | Verdict |
|-----------------|--------------|-------------|----------------|-----------------|-----------|----------|------------|---------|
| 839.950         | -68.16       | -0.14       | -36.0          | 32.16           | 109.00    | Vertical | Horizontal | Pass    |
| 2549.500        | -45.79       | 5.93        | -30.0          | 15.79           | 23.00     | Vertical | Horizontal | N/A     |
| 5059.500        | -52.93       | 9.36        | -30.0          | 22.93           | 230.00    | Vertical | Horizontal | Pass    |
| 7935.500        | -46.19       | 14.83       | -30.0          | 16.19           | 345.00    | Vertical | Horizontal | Pass    |
| 9449.600        | -47.35       | 13.78       | -30.0          | 17.35           | 360.00    | Vertical | Horizontal | Pass    |
| 13367.300       | -44.84       | 16.74       | -30.0          | 14.84           | 311.00    | Vertical | Horizontal | Pass    |

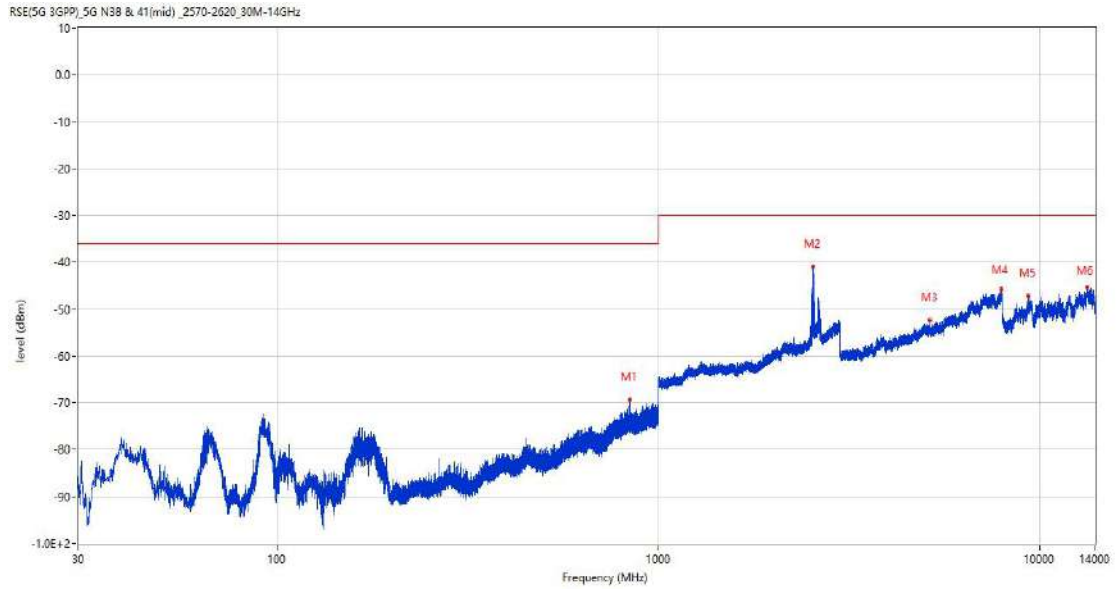
## 26.6 n41 BW100, QPSK, Middle Channel

RSE-H&H n41 BW100 CH518598



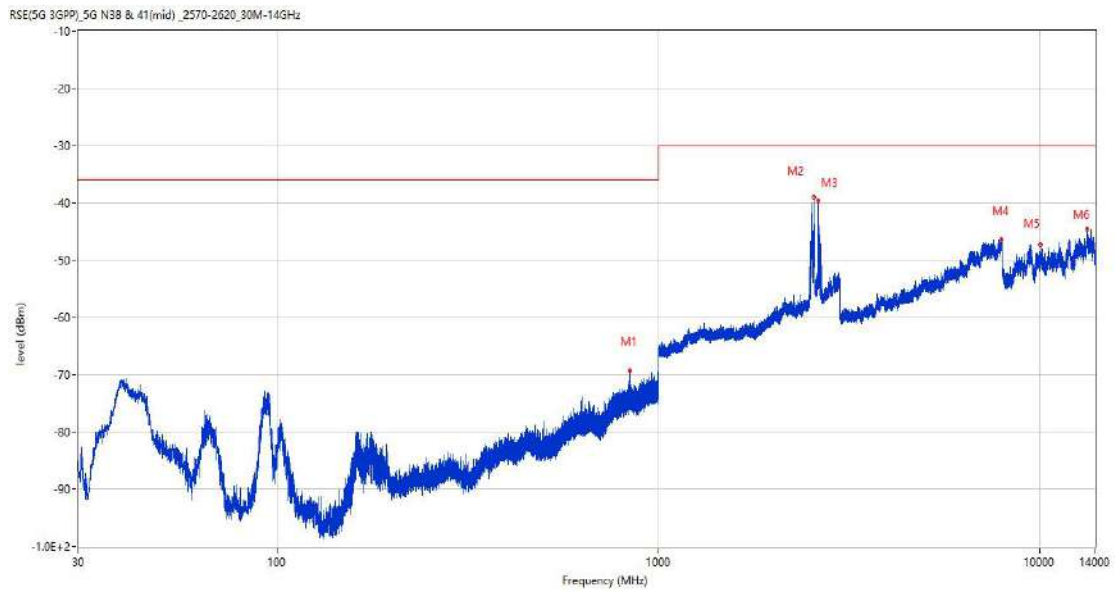
| Frequency (MHz) | Result (dBm) | Factor (dB) | PK Limit (dBm) | Over Limit (dB) | Table (o) | ANT        | EUT        | Verdict |
|-----------------|--------------|-------------|----------------|-----------------|-----------|------------|------------|---------|
| 839.950         | -69.41       | -0.14       | -36.0          | 33.41           | 242.00    | Horizontal | Horizontal | Pass    |
| 2555.900        | -33.93       | 6.53        | -30.0          | 3.93            | 133.00    | Horizontal | Horizontal | N/A     |
| 2632.900        | -39.81       | 6.53        | -30.0          | 9.81            | 162.00    | Horizontal | Horizontal | N/A     |
| 7947.000        | -46.01       | 15.09       | -30.0          | 16.01           | 300.00    | Horizontal | Horizontal | Pass    |
| 9459.200        | -47.56       | 13.58       | -30.0          | 17.56           | 19.00     | Horizontal | Horizontal | Pass    |
| 13389.200       | -45.14       | 16.70       | -30.0          | 15.14           | 19.00     | Horizontal | Horizontal | Pass    |

RSE-H&V n41 BW100 CH518598



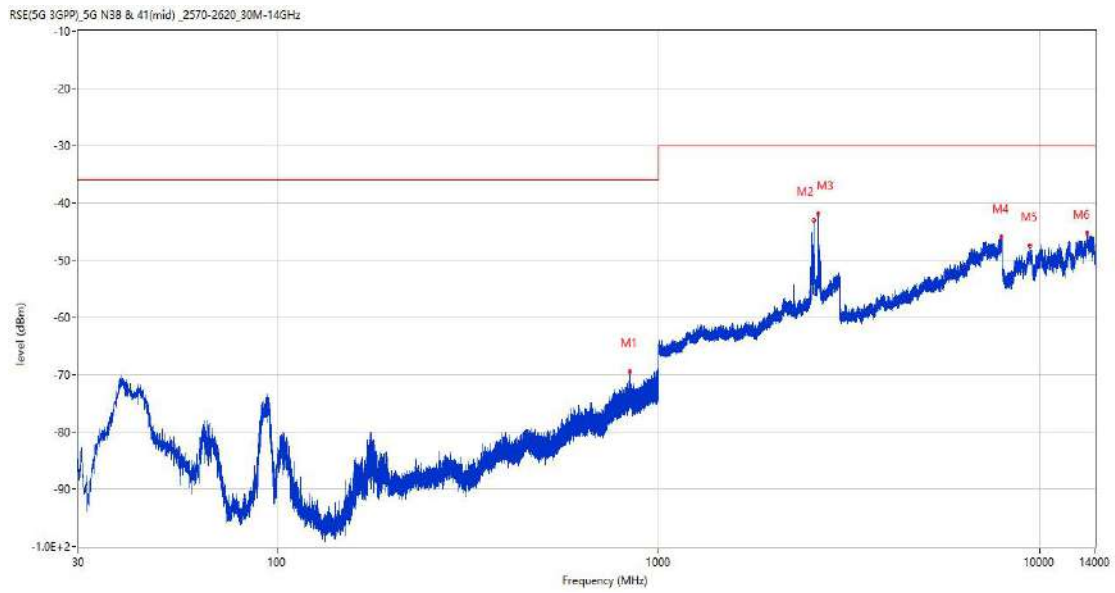
| Frequency (MHz) | Result (dBm) | Factor (dB) | PK Limit (dBm) | Over Limit (dB) | Table (o) | ANT        | EUT      | Verdict |
|-----------------|--------------|-------------|----------------|-----------------|-----------|------------|----------|---------|
| 839.998         | -69.29       | -0.14       | -36.0          | 33.29           | 209.00    | Horizontal | Vertical | Pass    |
| 2546.700        | -41.02       | 5.78        | -30.0          | 11.02           | 190.00    | Horizontal | Vertical | N/A     |
| 5153.250        | -52.41       | 9.15        | -30.0          | 22.41           | 48.00     | Horizontal | Vertical | Pass    |
| 7962.250        | -45.71       | 14.97       | -30.0          | 15.71           | 171.00    | Horizontal | Vertical | Pass    |
| 9362.000        | -47.15       | 13.78       | -30.0          | 17.15           | 87.00     | Horizontal | Vertical | Pass    |
| 13351.700       | -45.24       | 16.77       | -30.0          | 15.24           | 273.00    | Horizontal | Vertical | Pass    |

RSE-V&V n41 BW100 CH518598



| Frequency (MHz) | Result (dBm) | Factor (dB) | PK Limit (dBm) | Over Limit (dB) | Table (o) | ANT      | EUT      | Verdict |
|-----------------|--------------|-------------|----------------|-----------------|-----------|----------|----------|---------|
| 839.950         | -69.28       | -0.14       | -36.0          | 33.28           | 302.00    | Vertical | Vertical | Pass    |
| 2555.300        | -39.04       | 6.48        | -30.0          | 9.04            | 360.00    | Vertical | Vertical | N/A     |
| 2627.600        | -39.67       | 7.07        | -30.0          | 9.67            | 99.00     | Vertical | Vertical | N/A     |
| 7952.250        | -46.37       | 15.12       | -30.0          | 16.37           | 51.00     | Vertical | Vertical | Pass    |
| 10055.000       | -47.35       | 14.01       | -30.0          | 17.35           | 29.00     | Vertical | Vertical | Pass    |
| 13366.700       | -44.65       | 16.74       | -30.0          | 14.65           | 342.00    | Vertical | Vertical | Pass    |

RSE-V&H n41 BW100 CH518598

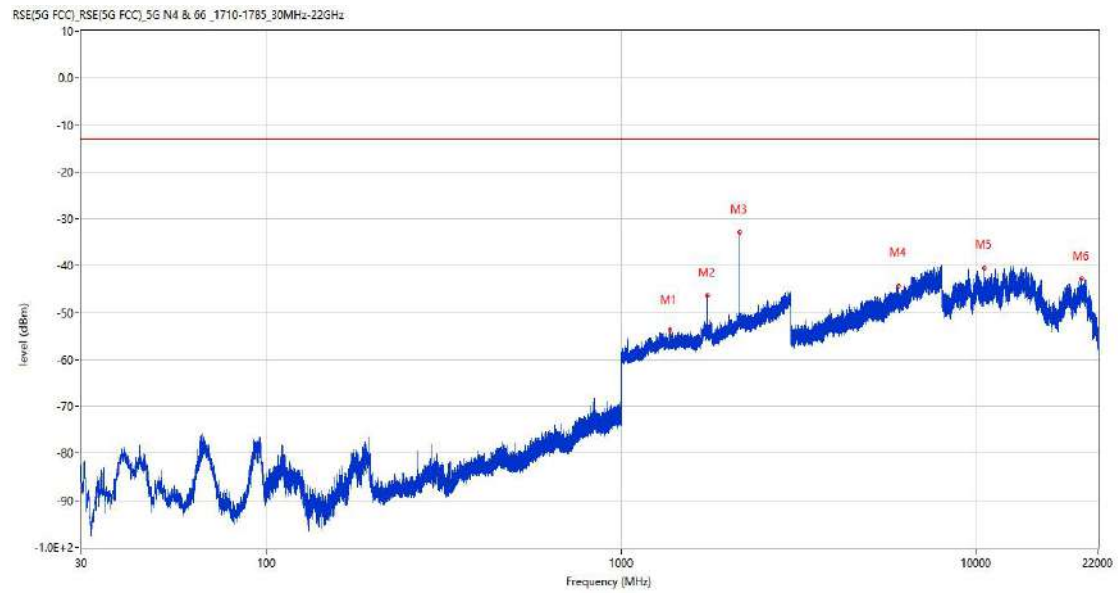


| Frequency (MHz) | Result (dBm) | Factor (dB) | PK Limit (dBm) | Over Limit (dB) | Table (o) | ANT      | EUT        | Verdict |
|-----------------|--------------|-------------|----------------|-----------------|-----------|----------|------------|---------|
| 839.998         | -69.47       | -0.14       | -36.0          | 33.47           | 144.00    | Vertical | Horizontal | Pass    |
| 2557.700        | -43.00       | 7.13        | -30.0          | 13.00           | 118.00    | Vertical | Horizontal | N/A     |
| 2628.400        | -41.80       | 6.95        | -30.0          | 11.80           | 118.00    | Vertical | Horizontal | N/A     |
| 7947.250        | -45.99       | 15.10       | -30.0          | 15.99           | 171.00    | Vertical | Horizontal | Pass    |
| 9449.000        | -47.39       | 13.77       | -30.0          | 17.39           | 360.00    | Vertical | Horizontal | Pass    |
| 13338.200       | -45.34       | 16.37       | -30.0          | 15.34           | 214.00    | Vertical | Horizontal | Pass    |

27 n66

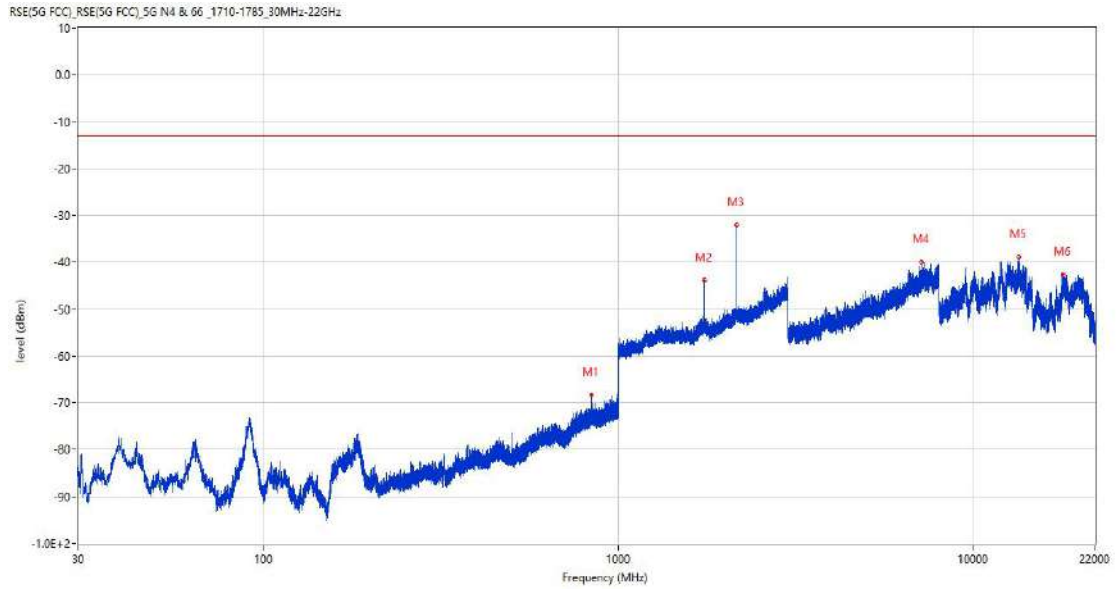
27.1 n66 BW5, PI/2 BPSK, Middle Channel

RSE-H&H n66 BW5 CH429000



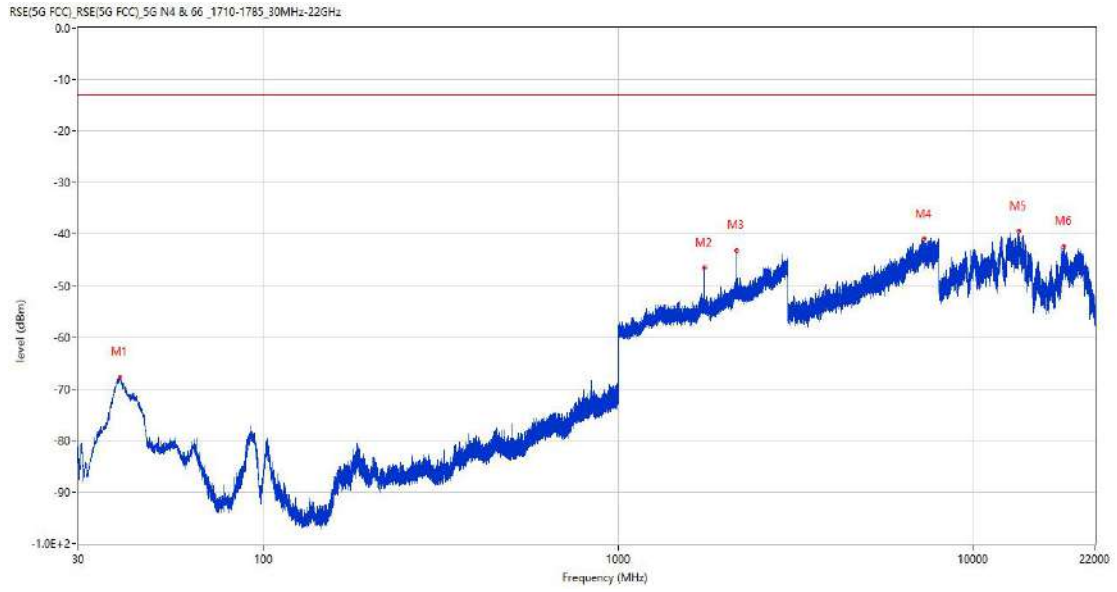
| Frequency (MHz) | Result (dBm) | Factor (dB) | PK Limit (dBm) | Margin (dB) | Table (o) | ANT        | EUT        | Verdict |
|-----------------|--------------|-------------|----------------|-------------|-----------|------------|------------|---------|
| 1368.500        | -53.64       | -1.46       | -13.0          | 40.64       | 3.00      | Horizontal | Horizontal | Pass    |
| 1746.100        | -46.38       | 0.90        | -13.0          | 33.38       | 360.00    | Horizontal | Horizontal | N/A     |
| 2144.000        | -32.98       | 3.29        | -13.0          | 19.98       | 237.00    | Horizontal | Horizontal | N/A     |
| 6012.500        | -44.32       | 11.01       | -13.0          | 31.32       | 278.00    | Horizontal | Horizontal | Pass    |
| 10536.500       | -40.46       | 13.03       | -13.0          | 27.46       | 12.00     | Horizontal | Horizontal | Pass    |
| 19733.750       | -42.85       | 12.66       | -13.0          | 29.85       | 32.00     | Horizontal | Horizontal | Pass    |

RSE-H&V n66 BW5 CH429000



| Frequency (MHz) | Result (dBm) | Factor (dB) | PK Limit (dBm) | Margin (dB) | Table (o) | ANT        | EUT      | Verdict |
|-----------------|--------------|-------------|----------------|-------------|-----------|------------|----------|---------|
| 839.998         | -68.25       | -0.14       | -13.0          | 55.25       | 147.00    | Horizontal | Vertical | Pass    |
| 1745.600        | -43.95       | 0.99        | -13.0          | 30.95       | 174.00    | Horizontal | Vertical | N/A     |
| 2145.800        | -32.12       | 4.02        | -13.0          | 19.12       | 245.00    | Horizontal | Vertical | N/A     |
| 7123.500        | -40.01       | 13.82       | -13.0          | 27.01       | 158.00    | Horizontal | Vertical | Pass    |
| 13390.238       | -38.86       | 16.92       | -13.0          | 25.86       | 73.00     | Horizontal | Vertical | Pass    |
| 17818.350       | -42.62       | 12.70       | -13.0          | 29.62       | 347.00    | Horizontal | Vertical | Pass    |

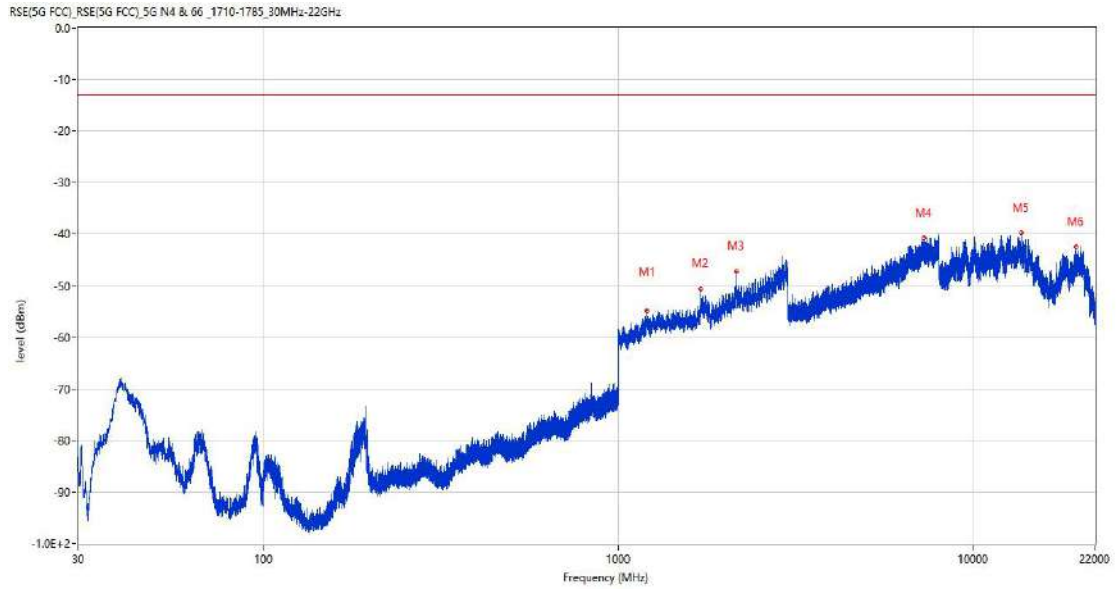
RSE-V&V n66 BW5 CH429000



| Frequency (MHz) | Result (dBm) | Factor (dB) | PK Limit (dBm) | Margin (dB) | Table (o) | ANT      | EUT      | Verdict |
|-----------------|--------------|-------------|----------------|-------------|-----------|----------|----------|---------|
| 39.409          | -67.87       | -19.65      | -13.0          | 54.87       | 222.00    | Vertical | Vertical | Pass    |
| 1746.200        | -46.56       | 0.99        | -13.0          | 33.56       | 150.00    | Vertical | Vertical | N/A     |
| 2144.000        | -43.13       | 4.08        | -13.0          | 30.13       | 336.00    | Vertical | Vertical | N/A     |
| 7237.750        | -40.93       | 14.52       | -13.0          | 27.93       | 2.00      | Vertical | Vertical | Pass    |
| 13389.187       | -39.41       | 16.91       | -13.0          | 26.41       | 300.00    | Vertical | Vertical | Pass    |
| 17958.001       | -42.33       | 13.89       | -13.0          | 29.33       | 332.00    | Vertical | Vertical | Pass    |



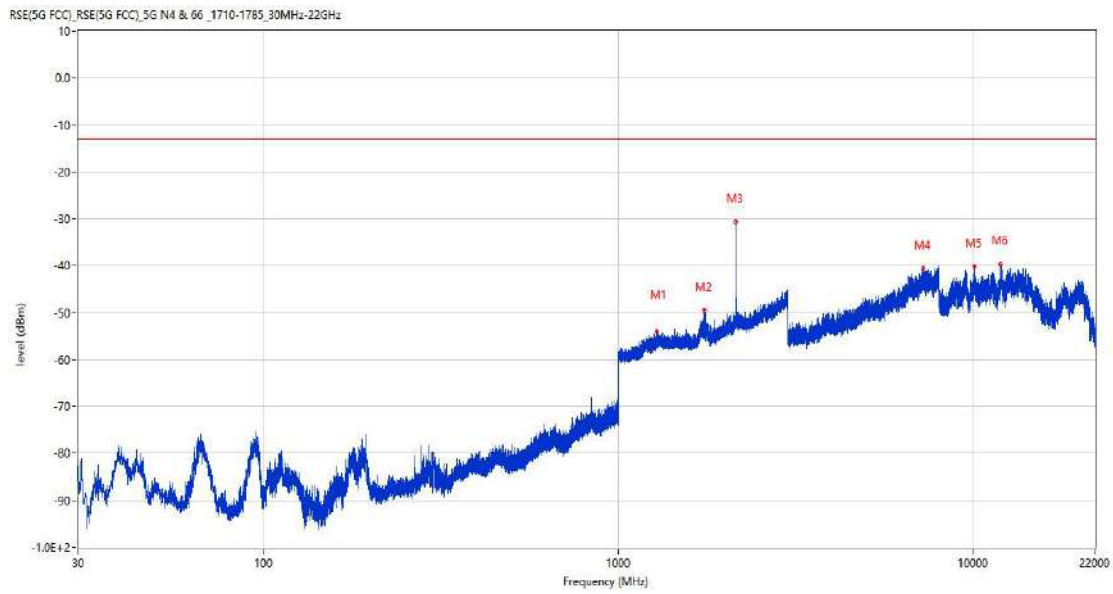
RSE-V&H n66 BW5 CH429000



| Frequency (MHz) | Result (dBm) | Factor (dB) | PK Limit (dBm) | Margin (dB) | Table (o) | ANT      | EUT        | Verdict |
|-----------------|--------------|-------------|----------------|-------------|-----------|----------|------------|---------|
| 1199.200        | -54.89       | -1.31       | -13.0          | 41.89       | 115.00    | Vertical | Horizontal | Pass    |
| 1707.200        | -50.59       | 1.43        | -13.0          | 37.59       | 19.00     | Vertical | Horizontal | Pass    |
| 2144.600        | -47.27       | 3.25        | -13.0          | 34.27       | 306.00    | Vertical | Horizontal | N/A     |
| 7259.750        | -40.72       | 14.72       | -13.0          | 27.72       | 140.00    | Vertical | Horizontal | Pass    |
| 13632.912       | -39.76       | 16.32       | -13.0          | 26.76       | 360.00    | Vertical | Horizontal | Pass    |
| 19478.913       | -42.41       | 12.60       | -13.0          | 29.41       | 360.00    | Vertical | Horizontal | Pass    |

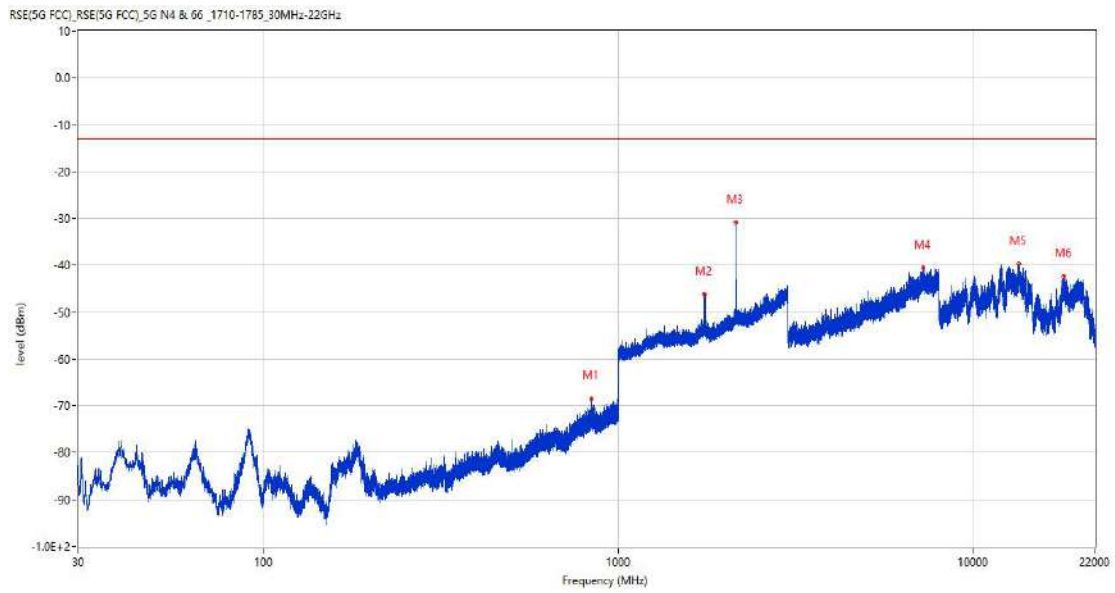
## 27.2 n66 BW20, PI/2 BPSK, Middle Channel

RSE-H&H n66 BW20 CH429000



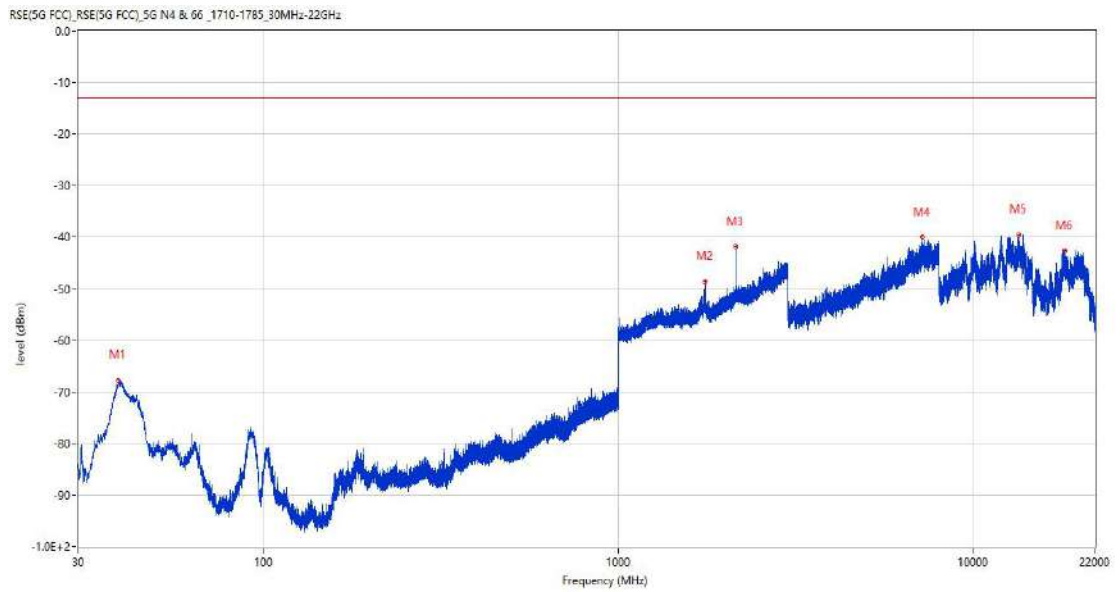
| Frequency (MHz) | Result (dBm) | Factor (dB) | PK Limit (dBm) | Margin (dB) | Table (o) | ANT        | EUT        | Verdict |
|-----------------|--------------|-------------|----------------|-------------|-----------|------------|------------|---------|
| 1278.800        | -53.98       | -1.11       | -13.0          | 40.98       | 204.00    | Horizontal | Horizontal | Pass    |
| 1745.900        | -49.53       | 0.90        | -13.0          | 36.53       | 37.00     | Horizontal | Horizontal | N/A     |
| 2137.200        | -30.69       | 3.17        | -13.0          | 17.69       | 237.00    | Horizontal | Horizontal | N/A     |
| 7227.500        | -40.57       | 14.17       | -13.0          | 27.57       | 259.00    | Horizontal | Horizontal | Pass    |
| 10059.837       | -40.22       | 13.85       | -13.0          | 27.22       | 360.00    | Horizontal | Horizontal | Pass    |
| 11916.613       | -39.62       | 13.75       | -13.0          | 26.62       | 176.00    | Horizontal | Horizontal | Pass    |

RSE-H&V n66 BW20 CH429000



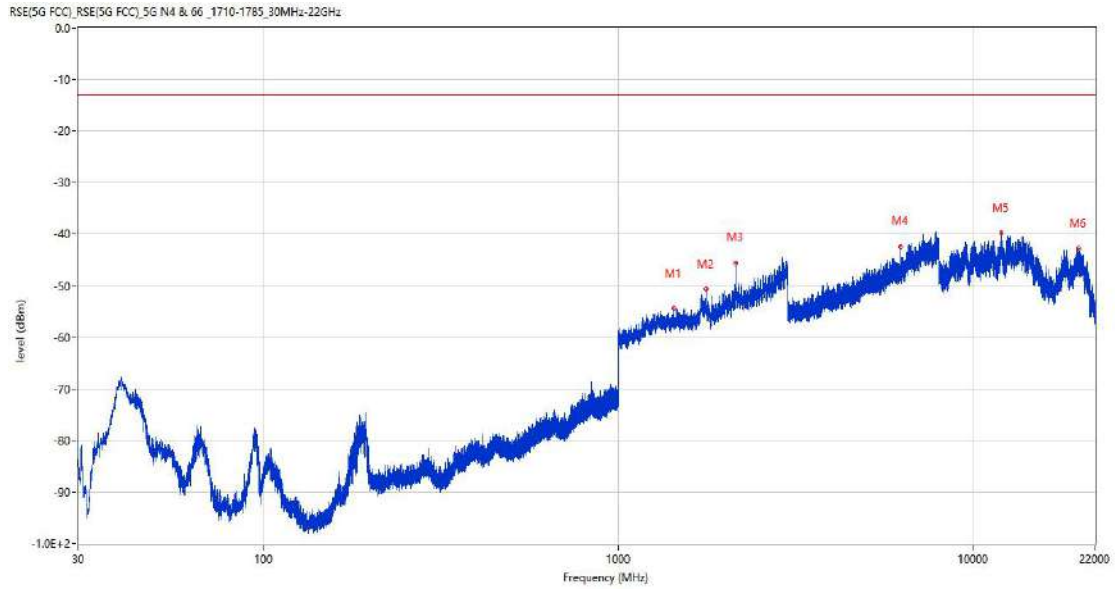
| Frequency (MHz) | Result (dBm) | Factor (dB) | PK Limit (dBm) | Margin (dB) | Table (o) | ANT        | EUT      | Verdict |
|-----------------|--------------|-------------|----------------|-------------|-----------|------------|----------|---------|
| 839.998         | -68.42       | -0.14       | -13.0          | 55.42       | 77.00     | Horizontal | Vertical | Pass    |
| 1748.000        | -46.11       | 0.97        | -13.0          | 33.11       | 175.00    | Horizontal | Vertical | N/A     |
| 2137.600        | -30.86       | 3.88        | -13.0          | 17.86       | 246.00    | Horizontal | Vertical | N/A     |
| 7219.750        | -40.55       | 14.07       | -13.0          | 27.55       | 274.00    | Horizontal | Vertical | Pass    |
| 13389.450       | -39.77       | 16.91       | -13.0          | 26.77       | 3.00      | Horizontal | Vertical | Pass    |
| 17965.613       | -42.32       | 13.70       | -13.0          | 29.32       | 118.00    | Horizontal | Vertical | Pass    |

RSE-V&V n66 BW20 CH429000



| Frequency (MHz) | Result (dBm) | Factor (dB) | PK Limit (dBm) | Margin (dB) | Table (o) | ANT      | EUT      | Verdict |
|-----------------|--------------|-------------|----------------|-------------|-----------|----------|----------|---------|
| 38.972          | -67.75       | -19.81      | -13.0          | 54.75       | 9.00      | Vertical | Vertical | Pass    |
| 1748.600        | -48.58       | 0.97        | -13.0          | 35.58       | 152.00    | Vertical | Vertical | N/A     |
| 2139.100        | -41.88       | 3.88        | -13.0          | 28.88       | 344.00    | Vertical | Vertical | N/A     |
| 7172.250        | -39.96       | 14.13       | -13.0          | 26.96       | 216.00    | Vertical | Vertical | Pass    |
| 13384.200       | -39.48       | 16.86       | -13.0          | 26.48       | 157.00    | Vertical | Vertical | Pass    |
| 18051.000       | -42.60       | 12.85       | -13.0          | 29.60       | 141.00    | Vertical | Vertical | Pass    |

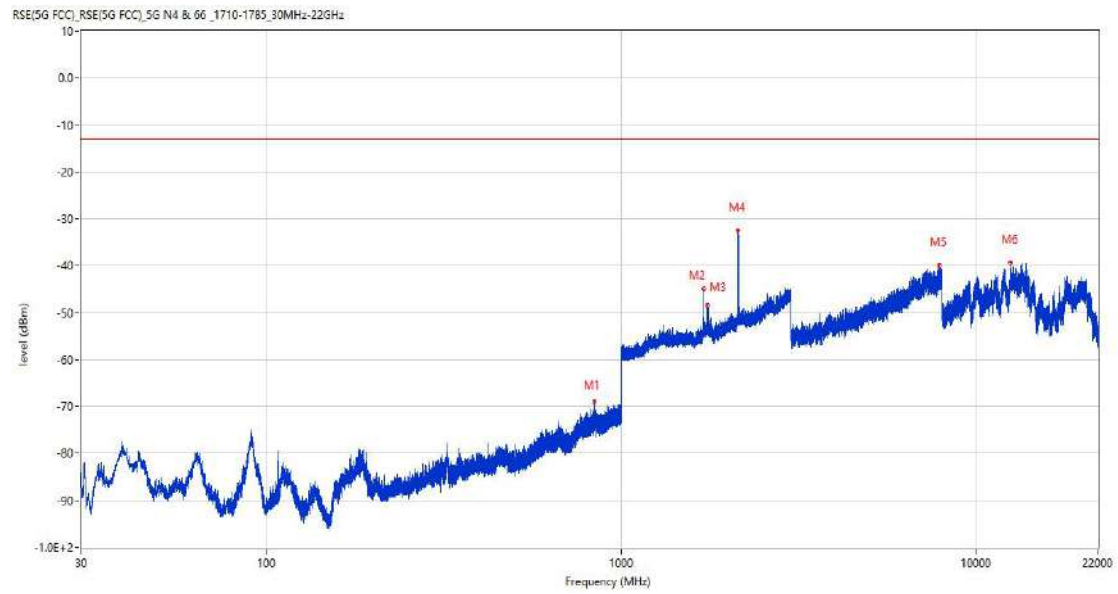
RSE-V&H n66 BW20 CH429000



| Frequency (MHz) | Result (dBm) | Factor (dB) | PK Limit (dBm) | Margin (dB) | Table (o) | ANT      | EUT        | Verdict |
|-----------------|--------------|-------------|----------------|-------------|-----------|----------|------------|---------|
| 1434.800        | -54.39       | -1.59       | -13.0          | 41.39       | 92.00     | Vertical | Horizontal | Pass    |
| 1760.800        | -50.70       | 0.77        | -13.0          | 37.70       | 360.00    | Vertical | Horizontal | Pass    |
| 2136.400        | -45.51       | 3.14        | -13.0          | 32.51       | 126.00    | Vertical | Horizontal | N/A     |
| 6219.000        | -42.32       | 10.71       | -13.0          | 29.32       | 111.00    | Vertical | Horizontal | Pass    |
| 11989.049       | -39.79       | 14.02       | -13.0          | 26.79       | 286.00    | Vertical | Horizontal | Pass    |
| 19806.364       | -42.83       | 12.68       | -13.0          | 29.83       | 298.00    | Vertical | Horizontal | Pass    |

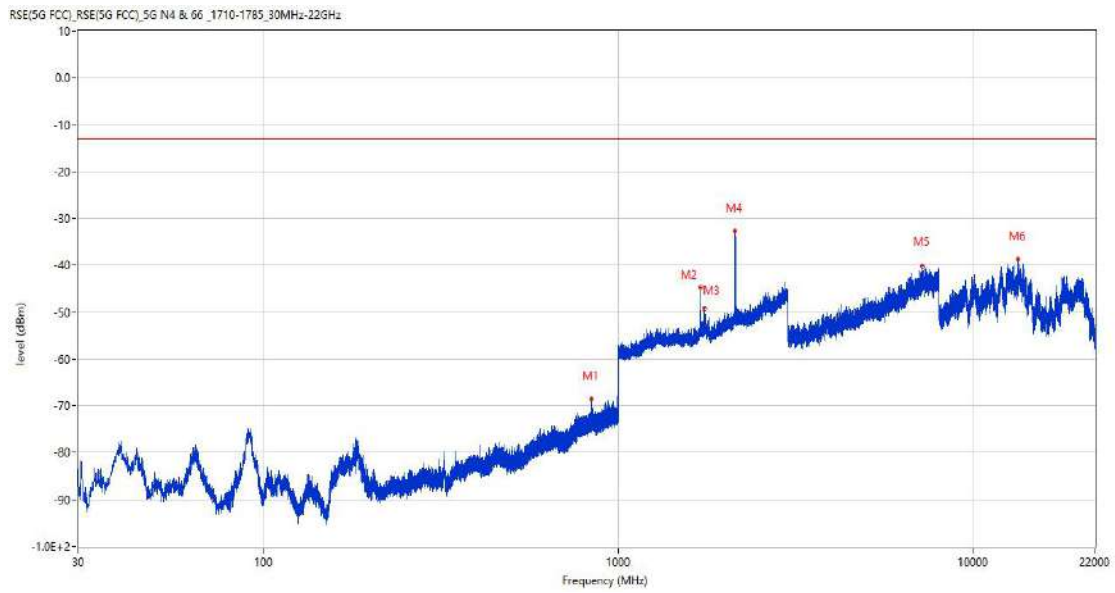
### 27.3 n66 BW40, PI/2 BPSK, Middle Channel

RSE-H&H n66 BW40 CH429000



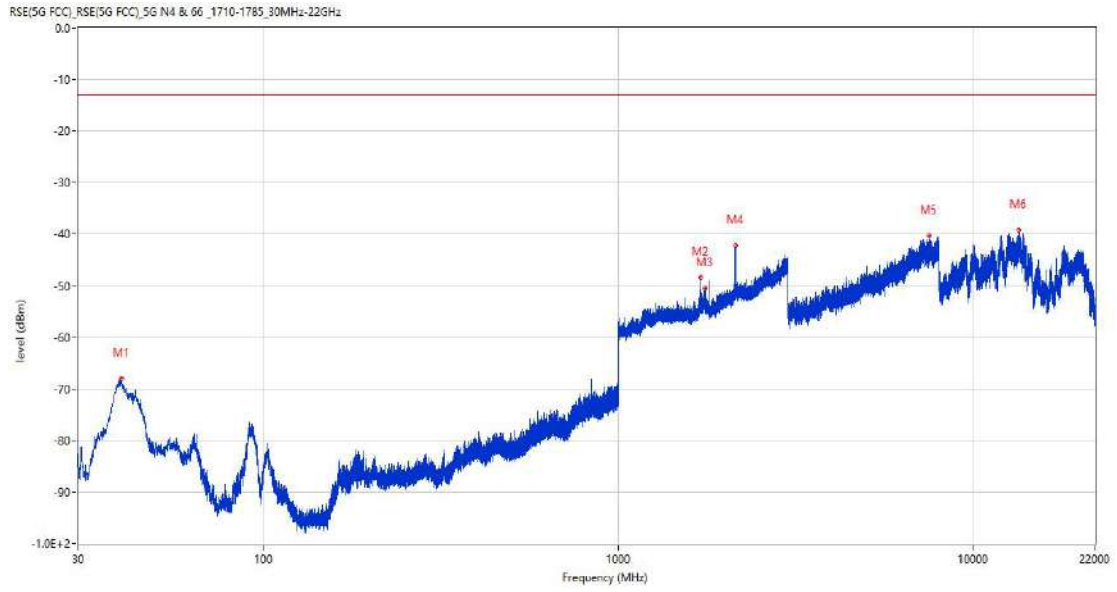
| Frequency (MHz) | Result (dBm) | Factor (dB) | PK Limit (dBm) | Margin (dB) | Table (o) | ANT        | EUT        | Verdict |
|-----------------|--------------|-------------|----------------|-------------|-----------|------------|------------|---------|
| 839.950         | -69.01       | -0.14       | -13.0          | 56.01       | 190.00    | Horizontal | Horizontal | Pass    |
| 1700.900        | -44.94       | 1.25        | -13.0          | 31.94       | 105.00    | Horizontal | Horizontal | Pass    |
| 1748.000        | -48.52       | 0.97        | -13.0          | 35.52       | 105.00    | Horizontal | Horizontal | N/A     |
| 2127.000        | -32.49       | 3.75        | -13.0          | 19.49       | 208.00    | Horizontal | Horizontal | N/A     |
| 7838.000        | -39.99       | 14.54       | -13.0          | 26.99       | 31.00     | Horizontal | Horizontal | Pass    |
| 12455.975       | -39.31       | 14.32       | -13.0          | 26.31       | 90.00     | Horizontal | Horizontal | Pass    |

RSE-H&V n66 BW40 CH429000



| Frequency (MHz) | Result (dBm) | Factor (dB) | PK Limit (dBm) | Margin (dB) | Table (o) | ANT        | EUT      | Verdict |
|-----------------|--------------|-------------|----------------|-------------|-----------|------------|----------|---------|
| 839.998         | -68.54       | -0.14       | -13.0          | 55.54       | 37.00     | Horizontal | Vertical | Pass    |
| 1702.100        | -44.63       | 1.24        | -13.0          | 31.63       | 179.00    | Horizontal | Vertical | Pass    |
| 1744.600        | -49.33       | 0.99        | -13.0          | 36.33       | 179.00    | Horizontal | Vertical | N/A     |
| 2128.100        | -32.68       | 3.80        | -13.0          | 19.68       | 256.00    | Horizontal | Vertical | N/A     |
| 7162.250        | -40.05       | 13.89       | -13.0          | 27.05       | 0.00      | Horizontal | Vertical | Pass    |
| 13350.338       | -38.78       | 16.54       | -13.0          | 25.78       | 326.00    | Horizontal | Vertical | Pass    |

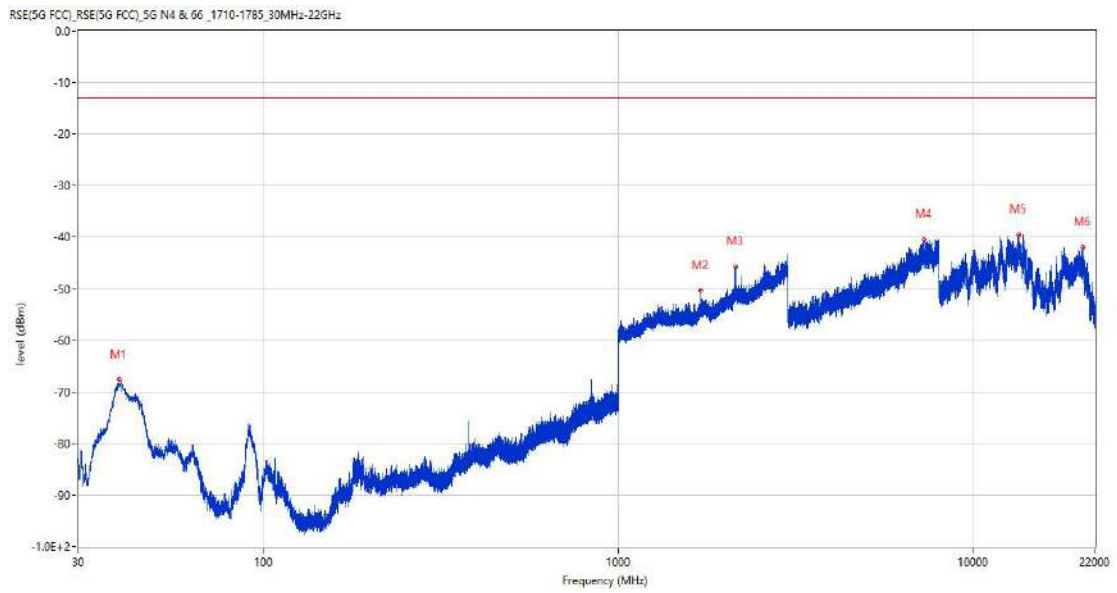
RSE-V&V n66 BW40 CH429000



| Frequency (MHz) | Result (dBm) | Factor (dB) | PK Limit (dBm) | Margin (dB) | Table (o) | ANT      | EUT      | Verdict |
|-----------------|--------------|-------------|----------------|-------------|-----------|----------|----------|---------|
| 39.651          | -68.02       | -19.58      | -13.0          | 55.02       | 136.00    | Vertical | Vertical | Pass    |
| 1701.400        | -48.36       | 1.25        | -13.0          | 35.36       | 1.00      | Vertical | Vertical | Pass    |
| 1748.900        | -50.45       | 0.97        | -13.0          | 37.45       | 139.00    | Vertical | Vertical | N/A     |
| 2129.100        | -42.18       | 3.82        | -13.0          | 29.18       | 340.00    | Vertical | Vertical | N/A     |
| 7502.500        | -40.26       | 13.66       | -13.0          | 27.26       | 294.00    | Vertical | Vertical | Pass    |
| 13387.875       | -39.09       | 16.90       | -13.0          | 26.09       | 1.00      | Vertical | Vertical | Pass    |



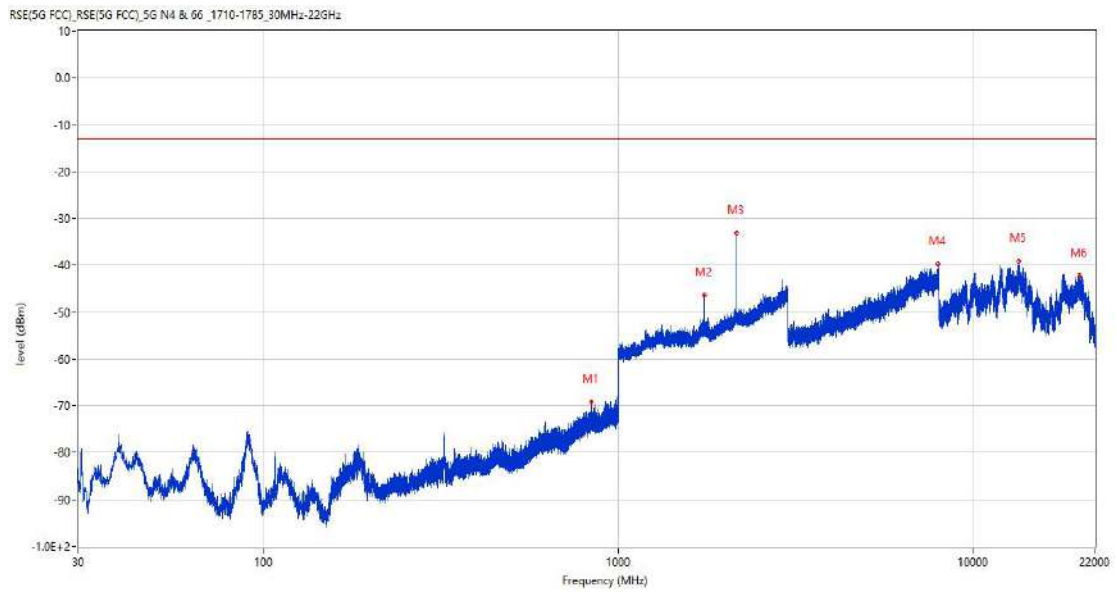
RSE-V&H n66 BW40 CH429000



| Frequency (MHz) | Result (dBm) | Factor (dB) | PK Limit (dBm) | Margin (dB) | Table (o) | ANT      | EUT        | Verdict |
|-----------------|--------------|-------------|----------------|-------------|-----------|----------|------------|---------|
| 39.069          | -67.62       | -19.76      | -13.0          | 54.62       | 232.00    | Vertical | Horizontal | Pass    |
| 1701.500        | -50.35       | 1.25        | -13.0          | 37.35       | 343.00    | Vertical | Horizontal | Pass    |
| 2129.300        | -45.83       | 3.81        | -13.0          | 32.83       | 1.00      | Vertical | Horizontal | N/A     |
| 7261.250        | -40.41       | 14.69       | -13.0          | 27.41       | 208.00    | Vertical | Horizontal | Pass    |
| 13371.338       | -39.57       | 16.74       | -13.0          | 26.57       | 360.00    | Vertical | Horizontal | Pass    |
| 20286.075       | -41.93       | 12.97       | -13.0          | 28.93       | 1.00      | Vertical | Horizontal | Pass    |

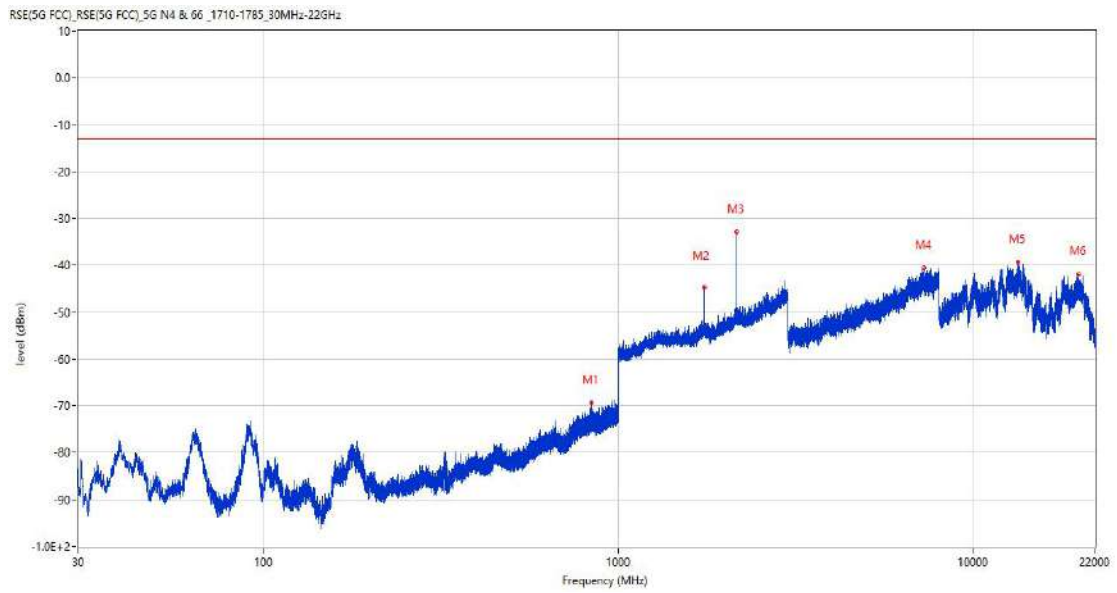
## 27.4 n66 BW5, QPSK, Middle Channel

RSE-H&H n66 BW5 CH429000



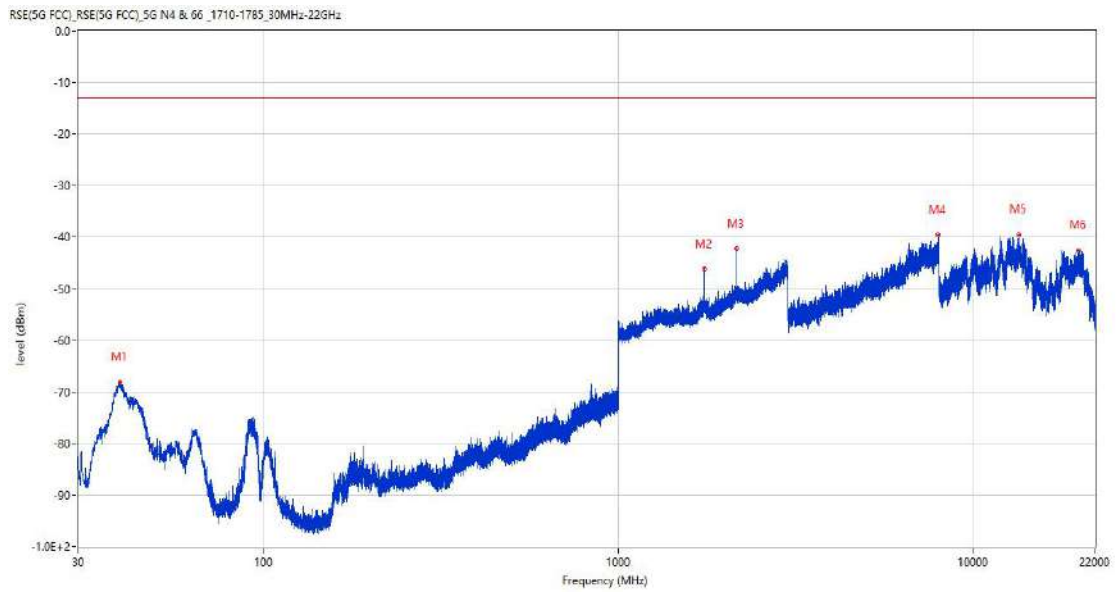
| Frequency (MHz) | Result (dBm) | Factor (dB) | PK Limit (dBm) | Margin (dB) | Table (o) | ANT        | EUT        | Verdict |
|-----------------|--------------|-------------|----------------|-------------|-----------|------------|------------|---------|
| 839.998         | -69.06       | -0.14       | -13.0          | 56.06       | 184.00    | Horizontal | Horizontal | Pass    |
| 1745.500        | -46.30       | 0.99        | -13.0          | 33.30       | 134.00    | Horizontal | Horizontal | N/A     |
| 2146.200        | -33.05       | 4.01        | -13.0          | 20.05       | 236.00    | Horizontal | Horizontal | N/A     |
| 7945.750        | -39.71       | 15.18       | -13.0          | 26.71       | 352.00    | Horizontal | Horizontal | Pass    |
| 13362.150       | -39.19       | 16.65       | -13.0          | 26.19       | 360.00    | Horizontal | Horizontal | Pass    |
| 19890.401       | -42.28       | 12.95       | -13.0          | 29.28       | 1.00      | Horizontal | Horizontal | Pass    |

RSE-H&V n66 BW5 CH429000



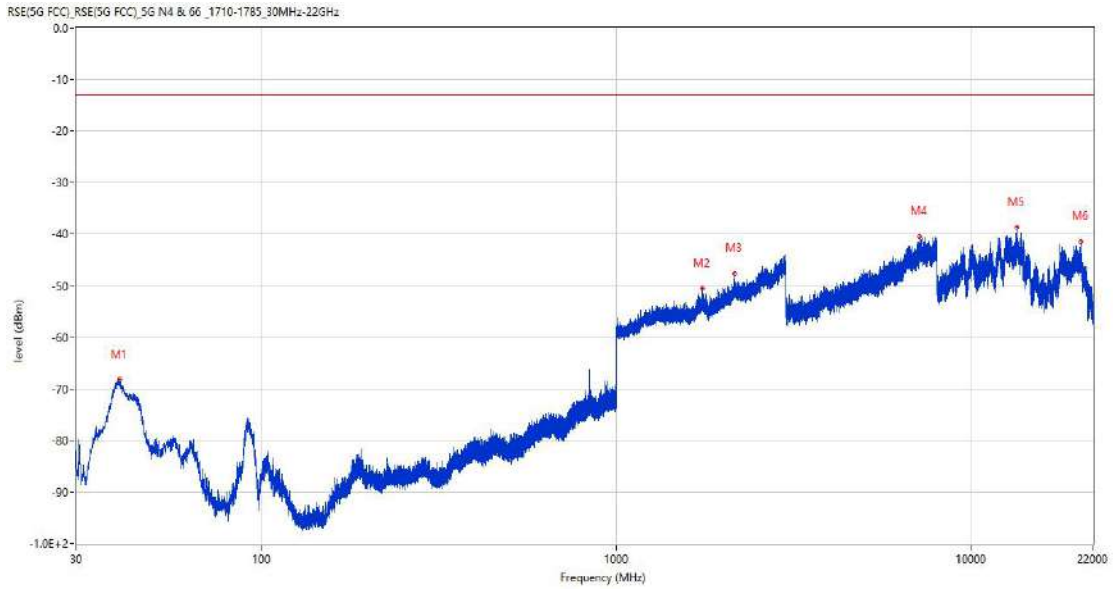
| Frequency (MHz) | Result (dBm) | Factor (dB) | PK Limit (dBm) | Margin (dB) | Table (o) | ANT        | EUT      | Verdict |
|-----------------|--------------|-------------|----------------|-------------|-----------|------------|----------|---------|
| 839.998         | -69.33       | -0.14       | -13.0          | 56.33       | 108.00    | Horizontal | Vertical | Pass    |
| 1745.900        | -44.65       | 0.99        | -13.0          | 31.65       | 169.00    | Horizontal | Vertical | N/A     |
| 2146.100        | -32.94       | 4.01        | -13.0          | 19.94       | 241.00    | Horizontal | Vertical | N/A     |
| 7267.000        | -40.51       | 14.63       | -13.0          | 27.51       | 101.00    | Horizontal | Vertical | Pass    |
| 13326.713       | -39.40       | 15.62       | -13.0          | 26.40       | 125.00    | Horizontal | Vertical | Pass    |
| 19755.250       | -42.03       | 12.94       | -13.0          | 29.03       | 363.00    | Horizontal | Vertical | Pass    |

RSE-V&V n66 BW5 CH429000



| Frequency (MHz) | Result (dBm) | Factor (dB) | PK Limit (dBm) | Margin (dB) | Table (o) | ANT      | EUT      | Verdict |
|-----------------|--------------|-------------|----------------|-------------|-----------|----------|----------|---------|
| 39.312          | -68.10       | -19.68      | -13.0          | 55.10       | 241.00    | Vertical | Vertical | Pass    |
| 1745.200        | -46.16       | 0.99        | -13.0          | 33.16       | 125.00    | Vertical | Vertical | N/A     |
| 2146.600        | -42.21       | 3.99        | -13.0          | 29.21       | 39.00     | Vertical | Vertical | N/A     |
| 7952.500        | -39.62       | 15.15       | -13.0          | 26.62       | 215.00    | Vertical | Vertical | Pass    |
| 13378.162       | -39.48       | 16.80       | -13.0          | 26.48       | 361.00    | Vertical | Vertical | Pass    |
| 19759.073       | -42.49       | 12.94       | -13.0          | 29.49       | 239.00    | Vertical | Vertical | Pass    |

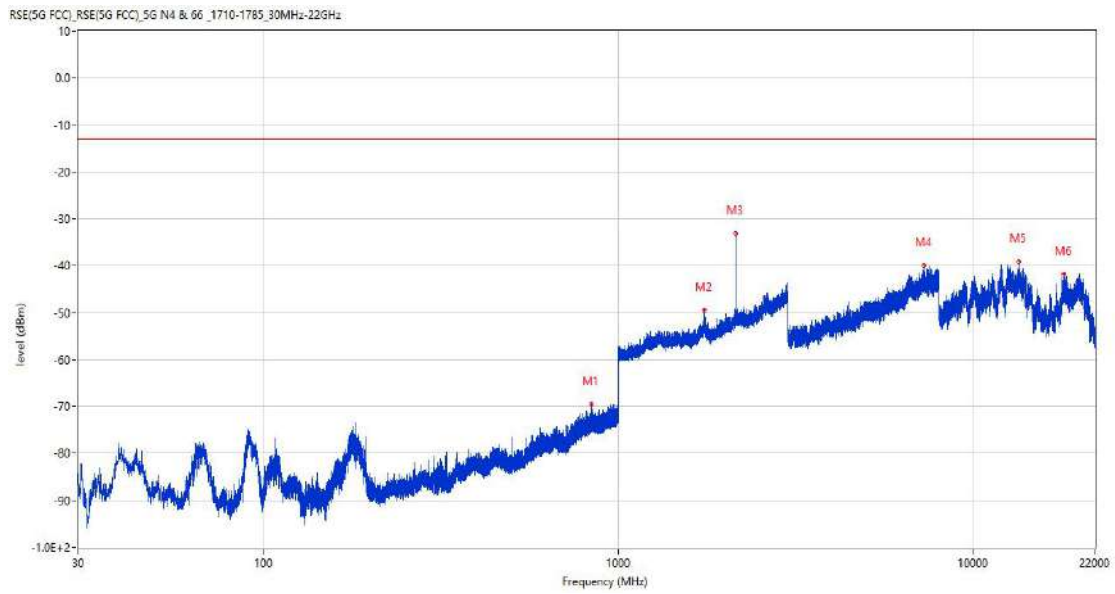
RSE-V&H n66 BW5 CH429000



| Frequency (MHz) | Result (dBm) | Factor (dB) | PK Limit (dBm) | Margin (dB) | Table (o) | ANT      | EUT        | Verdict |
|-----------------|--------------|-------------|----------------|-------------|-----------|----------|------------|---------|
| 39.651          | -68.19       | -19.58      | -13.0          | 55.19       | 181.00    | Vertical | Horizontal | Pass    |
| 1745.500        | -50.48       | 0.99        | -13.0          | 37.48       | 223.00    | Vertical | Horizontal | N/A     |
| 2146.000        | -47.60       | 4.02        | -13.0          | 34.60       | 2.00      | Vertical | Horizontal | N/A     |
| 7117.500        | -40.46       | 13.70       | -13.0          | 27.46       | 244.00    | Vertical | Horizontal | Pass    |
| 13363.463       | -38.70       | 16.67       | -13.0          | 25.70       | 360.00    | Vertical | Horizontal | Pass    |
| 20339.200       | -41.42       | 12.97       | -13.0          | 28.42       | 63.00     | Vertical | Horizontal | Pass    |

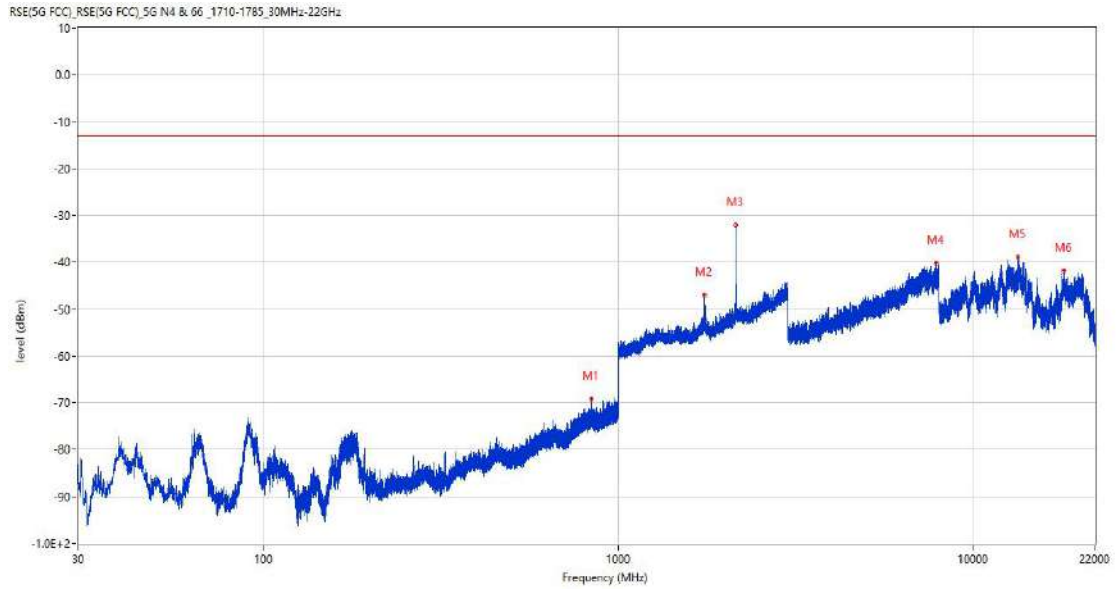
### 27.5 n66 BW20, QPSK, Middle Channel

RSE-H&H n66 BW20 CH429000



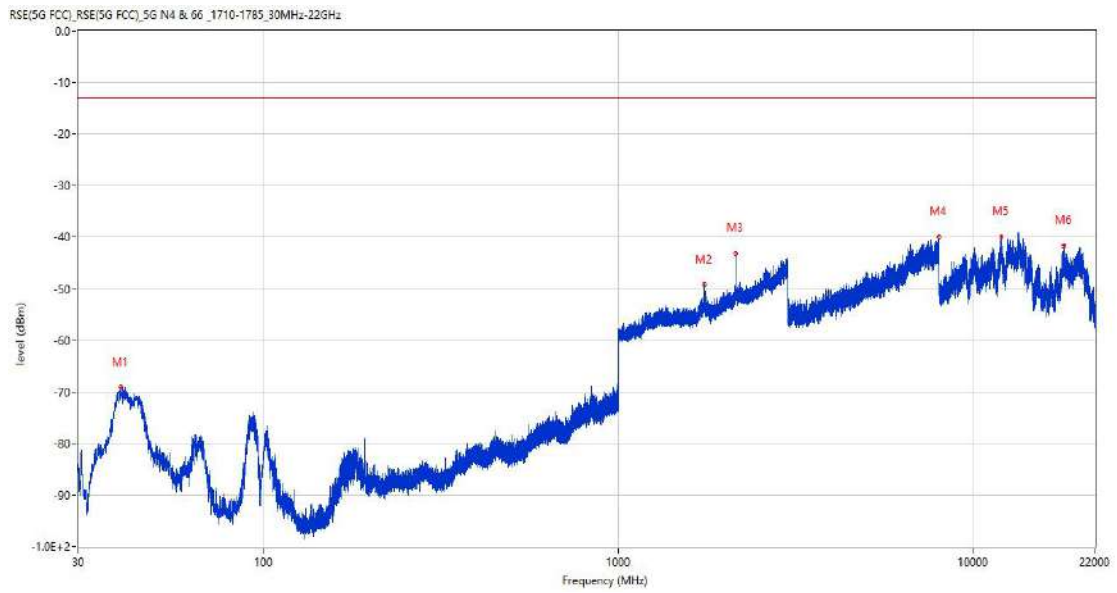
| Frequency (MHz) | Result (dBm) | Factor (dB) | PK Limit (dBm) | Margin (dB) | Table (o) | ANT        | EUT        | Verdict |
|-----------------|--------------|-------------|----------------|-------------|-----------|------------|------------|---------|
| 839.998         | -69.57       | -0.14       | -13.0          | 56.57       | 319.00    | Horizontal | Horizontal | Pass    |
| 1747.400        | -49.51       | 0.98        | -13.0          | 36.51       | 109.00    | Horizontal | Horizontal | N/A     |
| 2138.700        | -33.13       | 3.88        | -13.0          | 20.13       | 249.00    | Horizontal | Horizontal | N/A     |
| 7252.500        | -39.98       | 14.64       | -13.0          | 26.98       | 308.00    | Horizontal | Horizontal | Pass    |
| 13397.850       | -39.07       | 16.99       | -13.0          | 26.07       | 360.00    | Horizontal | Horizontal | Pass    |
| 17959.313       | -41.76       | 13.86       | -13.0          | 28.76       | 360.00    | Horizontal | Horizontal | Pass    |

RSE-H&V n66 BW20 CH429000



| Frequency (MHz) | Result (dBm) | Factor (dB) | PK Limit (dBm) | Margin (dB) | Table (o) | ANT        | EUT      | Verdict |
|-----------------|--------------|-------------|----------------|-------------|-----------|------------|----------|---------|
| 839.998         | -69.14       | -0.14       | -13.0          | 56.14       | 165.00    | Horizontal | Vertical | Pass    |
| 1747.300        | -46.91       | 0.98        | -13.0          | 33.91       | 360.00    | Horizontal | Vertical | N/A     |
| 2138.800        | -32.08       | 3.88        | -13.0          | 19.08       | 245.00    | Horizontal | Vertical | N/A     |
| 7836.500        | -40.23       | 14.67       | -13.0          | 27.23       | 101.00    | Horizontal | Vertical | Pass    |
| 13344.562       | -38.88       | 16.33       | -13.0          | 25.88       | 28.00     | Horizontal | Vertical | Pass    |
| 17979.525       | -41.83       | 13.36       | -13.0          | 28.83       | 151.00    | Horizontal | Vertical | Pass    |

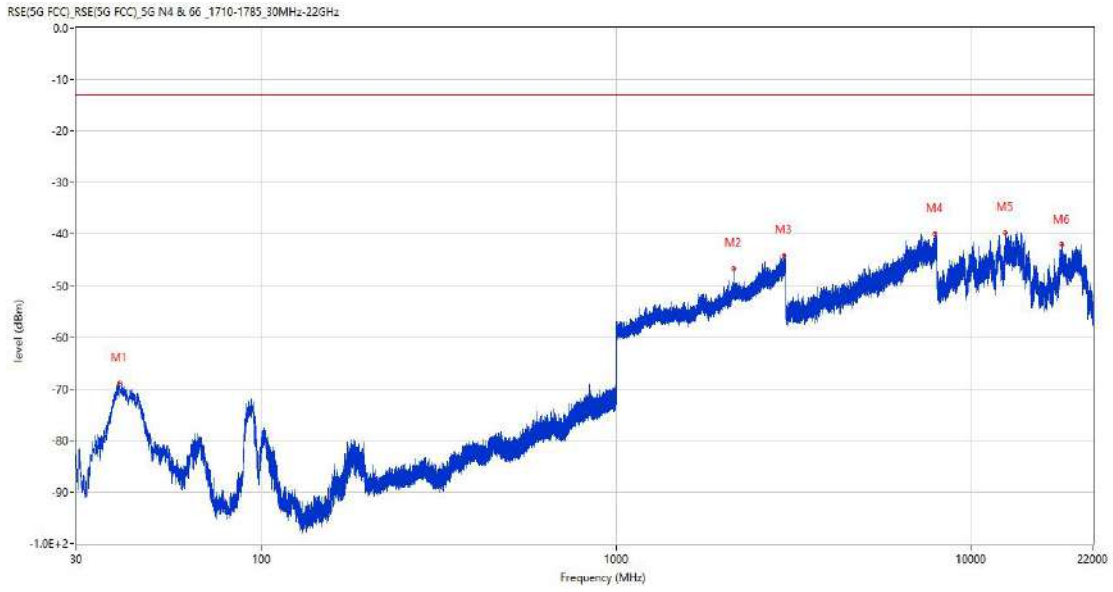
RSE-V&V n66 BW20 CH429000



| Frequency (MHz) | Result (dBm) | Factor (dB) | PK Limit (dBm) | Margin (dB) | Table (o) | ANT      | EUT      | Verdict |
|-----------------|--------------|-------------|----------------|-------------|-----------|----------|----------|---------|
| 39.506          | -69.13       | -19.62      | -13.0          | 56.13       | 353.00    | Vertical | Vertical | Pass    |
| 1747.600        | -49.23       | 0.98        | -13.0          | 36.23       | 354.00    | Vertical | Vertical | N/A     |
| 2137.300        | -43.13       | 3.87        | -13.0          | 30.13       | 104.00    | Vertical | Vertical | N/A     |
| 7966.750        | -39.84       | 15.25       | -13.0          | 26.84       | 216.00    | Vertical | Vertical | Pass    |
| 11990.950       | -39.89       | 13.85       | -13.0          | 26.89       | 327.00    | Vertical | Vertical | Pass    |
| 17947.238       | -41.62       | 14.02       | -13.0          | 28.62       | 350.00    | Vertical | Vertical | Pass    |



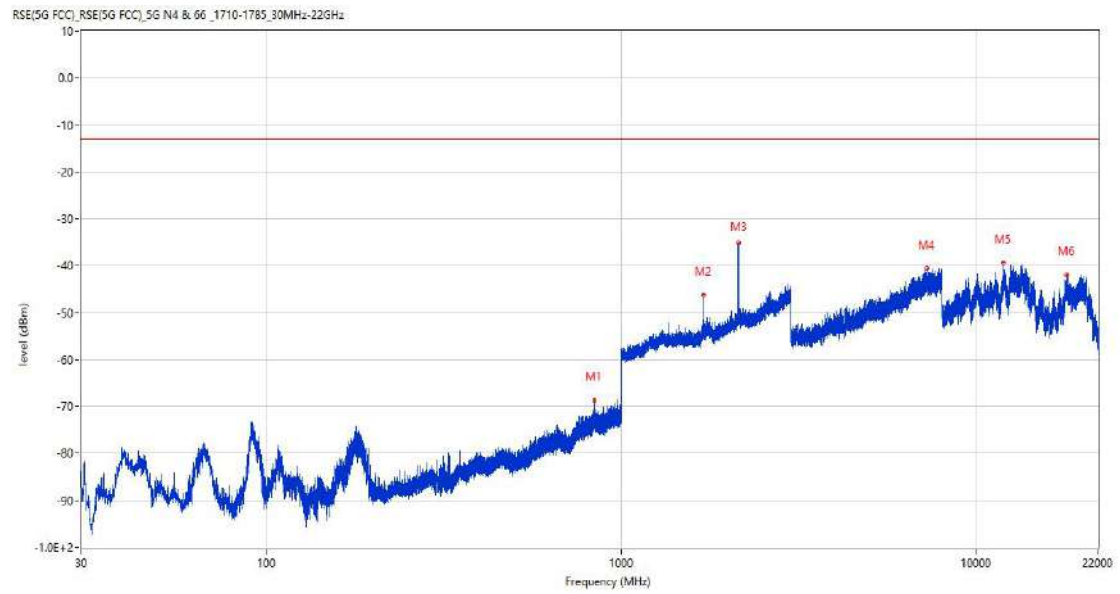
RSE-V&H n66 BW20 CH429000



| Frequency (MHz) | Result (dBm) | Factor (dB) | PK Limit (dBm) | Margin (dB) | Table (o) | ANT      | EUT        | Verdict |
|-----------------|--------------|-------------|----------------|-------------|-----------|----------|------------|---------|
| 39.700          | -68.90       | -19.56      | -13.0          | 55.90       | 62.00     | Vertical | Horizontal | Pass    |
| 2137.600        | -46.63       | 3.88        | -13.0          | 33.63       | 20.00     | Vertical | Horizontal | N/A     |
| 2968.000        | -44.05       | 10.85       | -13.0          | 31.05       | 27.00     | Vertical | Horizontal | Pass    |
| 7891.000        | -39.86       | 14.68       | -13.0          | 26.86       | 106.00    | Vertical | Horizontal | Pass    |
| 12465.000       | -39.67       | 14.41       | -13.0          | 26.67       | 226.00    | Vertical | Horizontal | Pass    |
| 17976.375       | -42.01       | 13.44       | -13.0          | 29.01       | 360.00    | Vertical | Horizontal | Pass    |

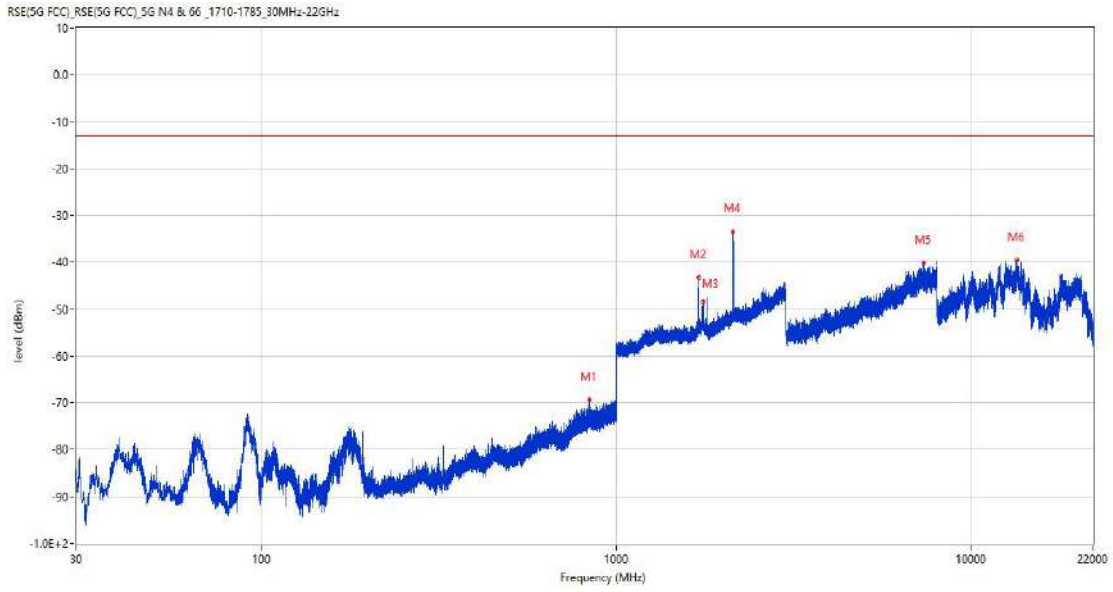
## 27.6 n66 BW40, QPSK, Middle Channel

RSE-H&H n66 BW40 CH429000



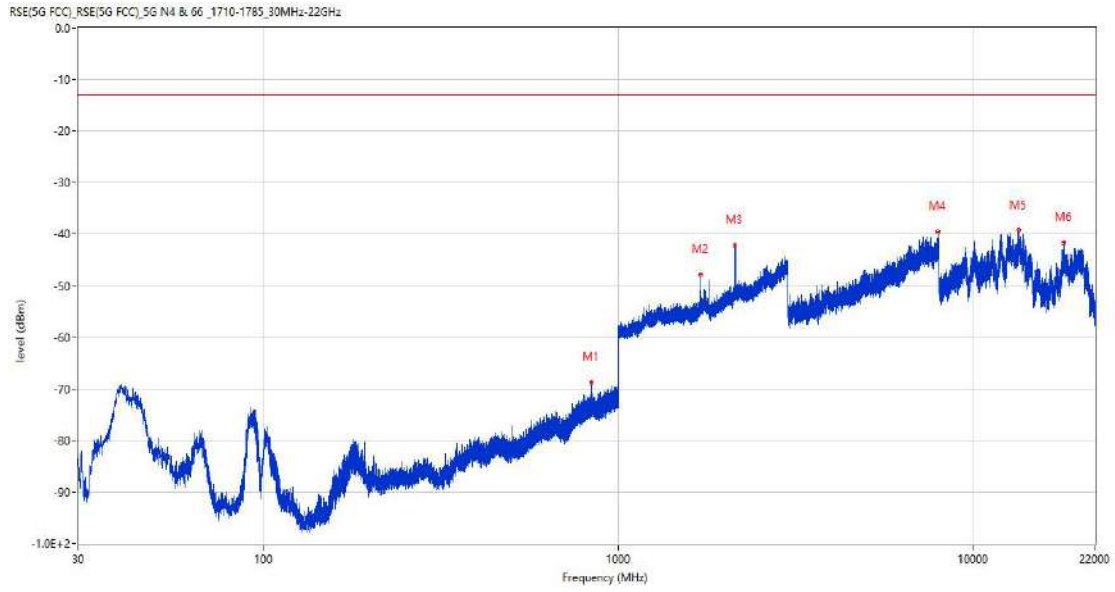
| Frequency (MHz) | Result (dBm) | Factor (dB) | PK Limit (dBm) | Margin (dB) | Table (o) | ANT        | EUT      | Verdict |
|-----------------|--------------|-------------|----------------|-------------|-----------|------------|----------|---------|
| 839.998         | -68.63       | -0.14       | -13.0          | 55.63       | 358.00    | Horizontal | Vertical | Pass    |
| 1701.700        | -46.08       | 1.25        | -13.0          | 33.08       | 102.00    | Horizontal | Vertical | Pass    |
| 2129.100        | -35.08       | 3.82        | -13.0          | 22.08       | 256.00    | Horizontal | Vertical | N/A     |
| 7266.000        | -40.55       | 14.72       | -13.0          | 27.55       | 295.00    | Horizontal | Vertical | Pass    |
| 11922.787       | -39.24       | 13.97       | -13.0          | 26.24       | 91.00     | Horizontal | Vertical | Pass    |
| 17945.926       | -41.92       | 13.99       | -13.0          | 28.92       | 348.00    | Horizontal | Vertical | Pass    |

RSE-H&V n66 BW40 CH429000



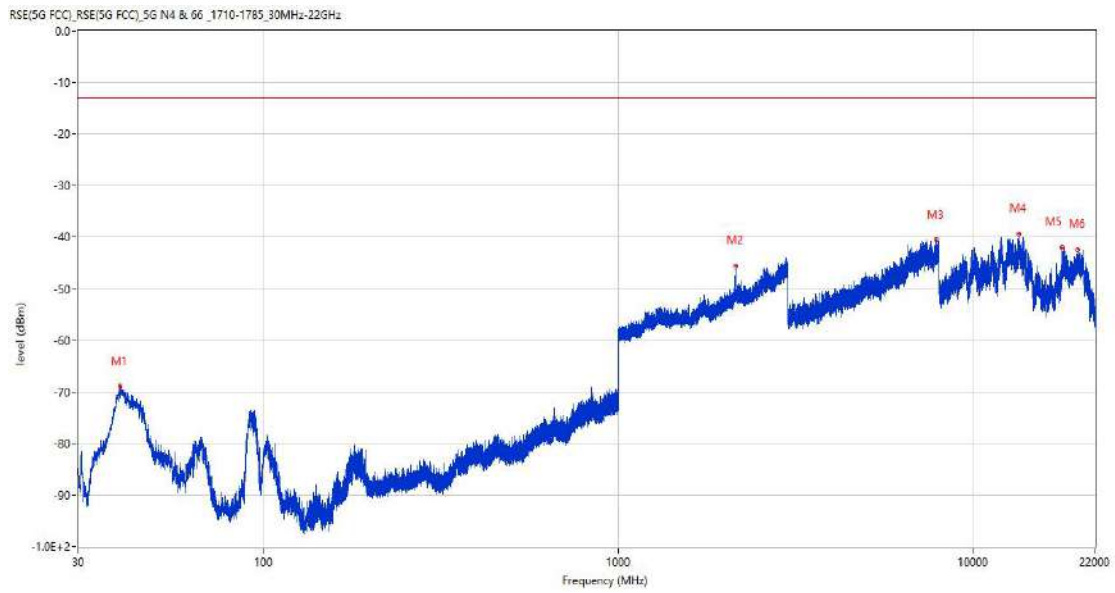
| Frequency (MHz) | Result (dBm) | Factor (dB) | PK Limit (dBm) | Margin (dB) | Table (o) | ANT        | EUT      | Verdict |
|-----------------|--------------|-------------|----------------|-------------|-----------|------------|----------|---------|
| 839.998         | -69.40       | -0.14       | -13.0          | 56.40       | 173.00    | Horizontal | Vertical | Pass    |
| 1702.600        | -43.27       | 1.24        | -13.0          | 30.27       | 360.00    | Horizontal | Vertical | Pass    |
| 1748.500        | -48.46       | 0.97        | -13.0          | 35.46       | 360.00    | Horizontal | Vertical | N/A     |
| 2127.900        | -33.41       | 3.78        | -13.0          | 20.41       | 243.00    | Horizontal | Vertical | N/A     |
| 7348.000        | -40.22       | 14.36       | -13.0          | 27.22       | 99.00     | Horizontal | Vertical | Pass    |
| 13387.350       | -39.48       | 16.89       | -13.0          | 26.48       | 360.00    | Horizontal | Vertical | Pass    |

RSE-V&V n66 BW40 CH429000



| Frequency (MHz) | Result (dBm) | Factor (dB) | PK Limit (dBm) | Margin (dB) | Table (o) | ANT      | EUT      | Verdict |
|-----------------|--------------|-------------|----------------|-------------|-----------|----------|----------|---------|
| 839.998         | -68.65       | -0.14       | -13.0          | 55.65       | 169.00    | Vertical | Vertical | Pass    |
| 1701.800        | -47.79       | 1.25        | -13.0          | 34.79       | 118.00    | Vertical | Vertical | Pass    |
| 2128.500        | -42.17       | 3.84        | -13.0          | 29.17       | 47.00     | Vertical | Vertical | N/A     |
| 7940.000        | -39.53       | 14.93       | -13.0          | 26.53       | 105.00    | Vertical | Vertical | Pass    |
| 13379.213       | -39.23       | 16.81       | -13.0          | 26.23       | 360.00    | Vertical | Vertical | Pass    |
| 17945.137       | -41.61       | 13.97       | -13.0          | 28.61       | 360.00    | Vertical | Vertical | Pass    |

RSE-V&H n66 BW40 CH429000

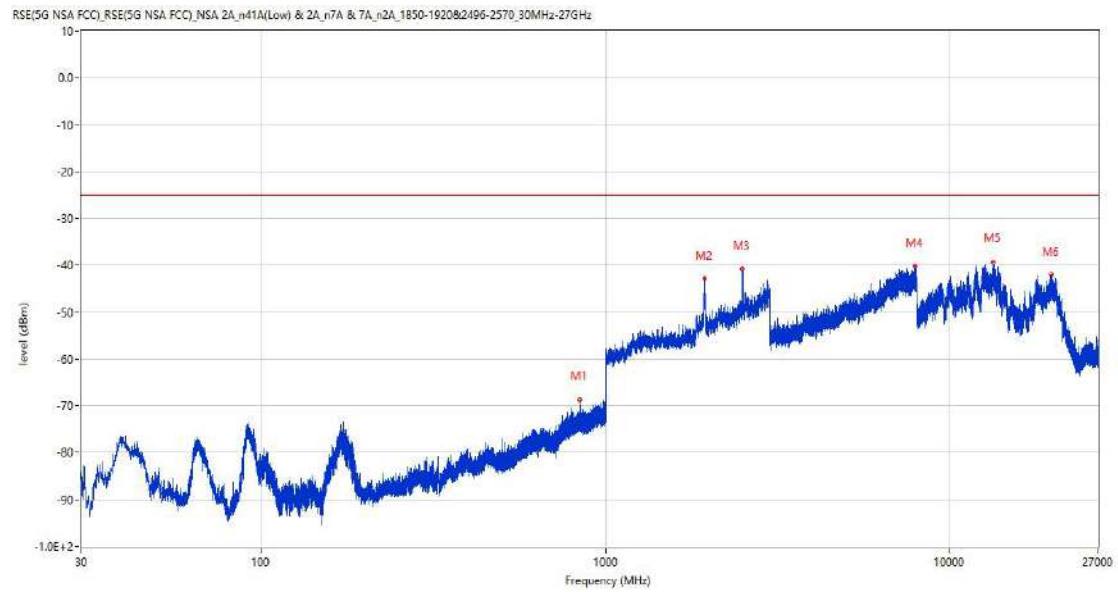


| Frequency (MHz) | Result (dBm) | Factor (dB) | PK Limit (dBm) | Margin (dB) | Table (o) | ANT      | EUT        | Verdict |
|-----------------|--------------|-------------|----------------|-------------|-----------|----------|------------|---------|
| 39.409          | -69.02       | -19.65      | -13.0          | 56.02       | 305.00    | Vertical | Horizontal | Pass    |
| 2129.200        | -45.55       | 3.81        | -13.0          | 32.55       | 1.00      | Vertical | Horizontal | N/A     |
| 7859.250        | -40.53       | 14.08       | -13.0          | 27.53       | 213.00    | Vertical | Horizontal | Pass    |
| 13377.112       | -39.30       | 16.79       | -13.0          | 26.30       | 35.00     | Vertical | Horizontal | Pass    |
| 17806.537       | -41.97       | 13.02       | -13.0          | 28.97       | 360.00    | Vertical | Horizontal | Pass    |
| 19668.976       | -42.32       | 12.94       | -13.0          | 29.32       | 1.00      | Vertical | Horizontal | Pass    |

28 DC\_2A\_n7A

28.1 DC\_2A\_n7A BW20(LTE)+BW50(NR), QPSK, Low Channel

RSE-H&H DC\_2A\_n7A BW20(LTE)+BW50(NR)



| Frequency (MHz) | Result (dBm) | Factor (dB) | PK Limit (dBm) | Over Limit (dB) | Table (o) | ANT        | EUT        | Verdict |
|-----------------|--------------|-------------|----------------|-----------------|-----------|------------|------------|---------|
| 840.047         | -68.64       | -0.13       | -25.0          | 43.64           | 21.00     | Horizontal | Horizontal | Pass    |
| 1940.900        | -42.85       | 1.89        | -25.0          | 17.85           | 246.00    | Horizontal | Horizontal | N/A     |
| 2501.800        | -40.70       | 6.96        | -25.0          | 15.70           | 342.00    | Horizontal | Horizontal | N/A     |
| 7946.000        | -40.10       | 15.17       | -25.0          | 15.10           | 135.00    | Horizontal | Horizontal | Pass    |
| 13355.850       | -39.22       | 16.59       | -25.0          | 14.22           | 1.00      | Horizontal | Horizontal | Pass    |
| 19783.801       | -42.04       | 12.94       | -25.0          | 17.04           | 118.00    | Horizontal | Horizontal | Pass    |