

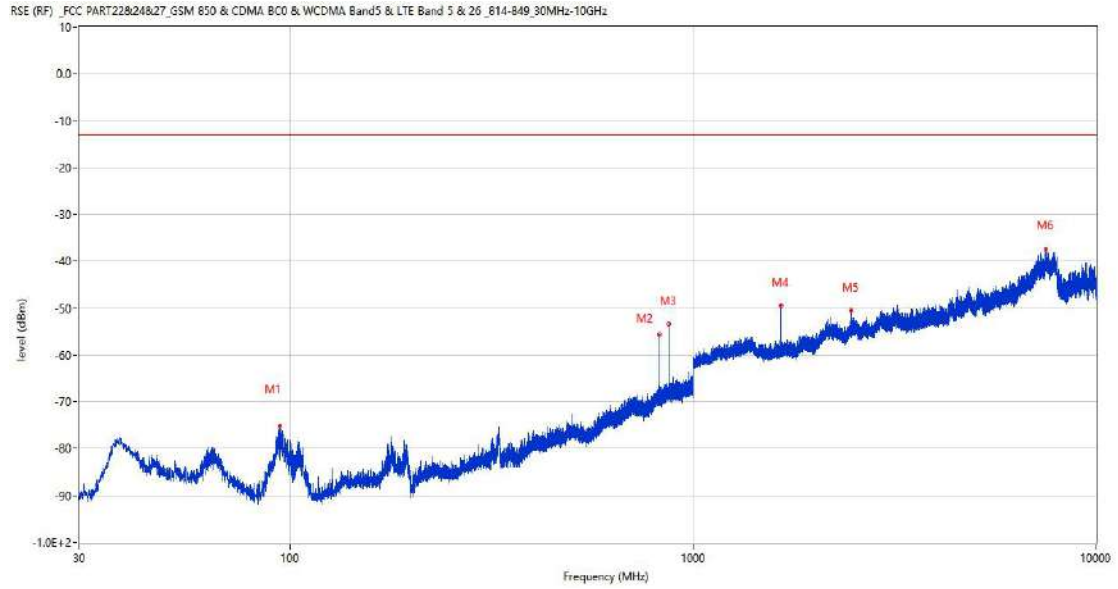
A.7 Field Strength of Spurious Radiation

GSM

1 GSM 850

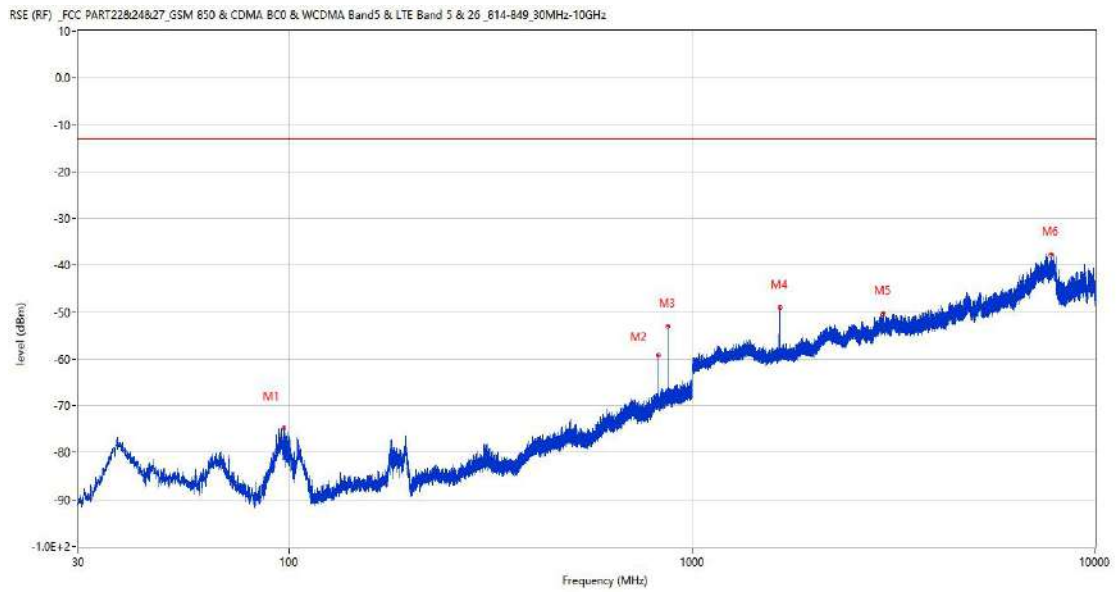
1.1 GSM 850 Low Channel

RSE-H&H GSM 850 CH128



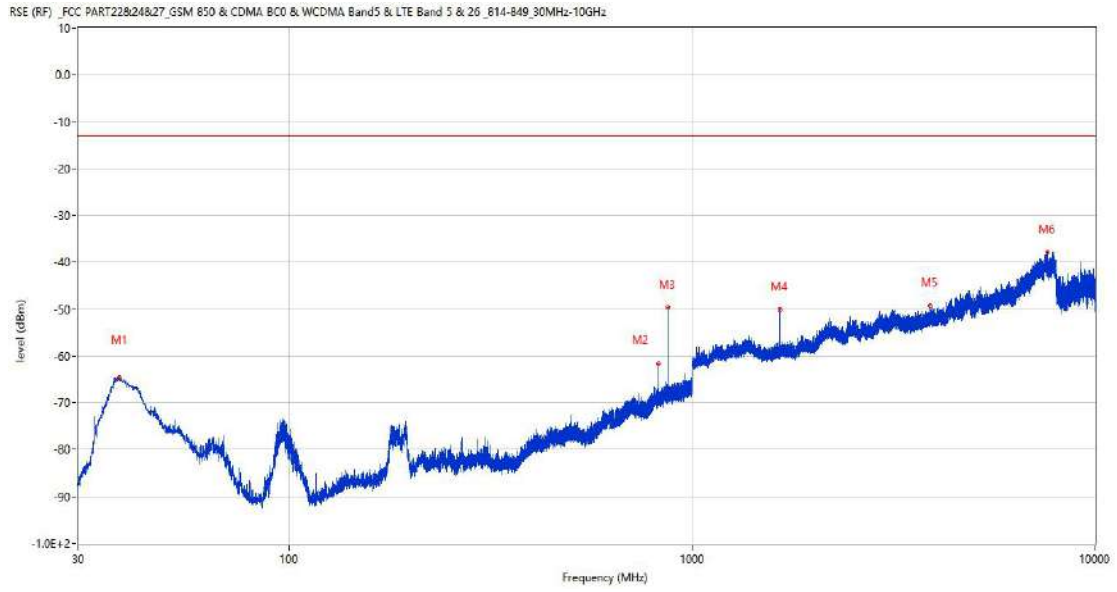
Frequency (MHz)	Result (dBm)	Factor (dB)	PK Limit (dBm)	Margin (dB)	Table (o)	ANT	EUT	Verdict
94.505	-75.21	-20.41	-13.0	62.21	242.00	Horizontal	Horizontal	Pass
824.139	-55.71	1.95	-13.0	42.71	112.00	Horizontal	Horizontal	N/A
869.244	-53.35	2.10	-13.0	40.35	153.00	Horizontal	Horizontal	N/A
1648.600	-49.55	-5.54	-13.0	36.55	75.00	Horizontal	Horizontal	Pass
2473.200	-50.52	0.27	-13.0	37.52	164.00	Horizontal	Horizontal	Pass
7500.250	-37.36	16.44	-13.0	24.36	36.00	Horizontal	Horizontal	Pass

RSE-H&V GSM 850 CH128



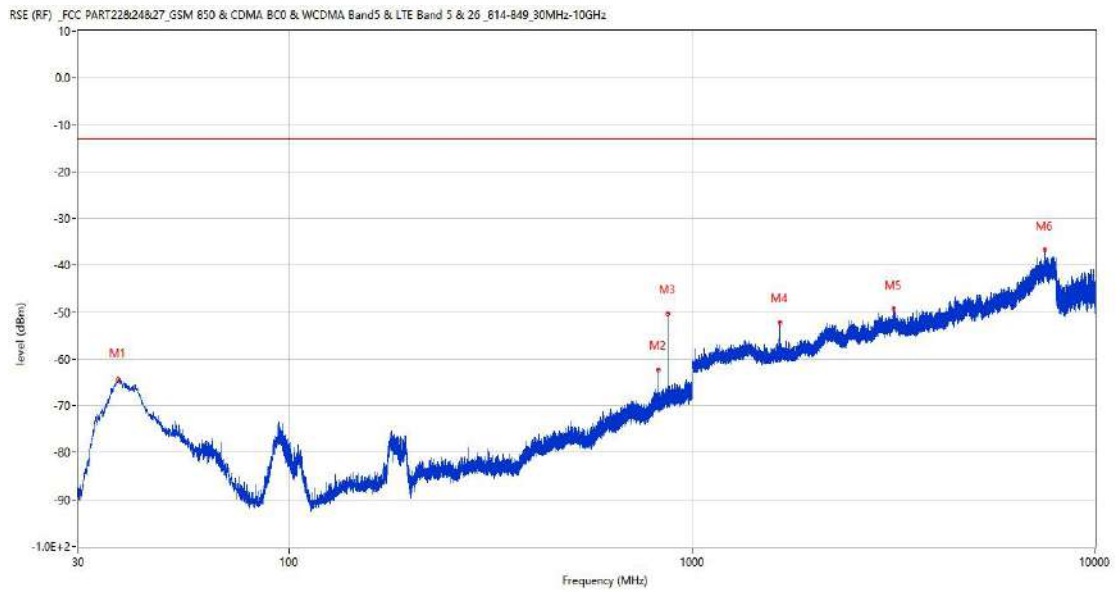
Frequency (MHz)	Result (dBm)	Factor (dB)	PK Limit (dBm)	Margin (dB)	Table (o)	ANT	EUT	Verdict
97.076	-74.81	-20.68	-13.0	61.81	228.00	Horizontal	Vertical	Pass
824.284	-59.19	1.96	-13.0	46.19	152.00	Horizontal	Vertical	N/A
869.196	-53.03	2.10	-13.0	40.03	194.00	Horizontal	Vertical	N/A
1648.900	-49.05	-5.54	-13.0	36.05	197.00	Horizontal	Vertical	Pass
2977.500	-50.30	1.94	-13.0	37.30	138.00	Horizontal	Vertical	Pass
7760.500	-37.69	15.32	-13.0	24.69	330.00	Horizontal	Vertical	Pass

RSE-V&V GSM 850 CH128



Frequency (MHz)	Result (dBm)	Factor (dB)	PK Limit (dBm)	Margin (dB)	Table (o)	ANT	EUT	Verdict
37.809	-64.58	-18.93	-13.0	51.58	98.00	Vertical	Vertical	Pass
824.090	-61.76	1.95	-13.0	48.76	196.00	Vertical	Vertical	N/A
869.244	-49.72	2.10	-13.0	36.72	192.00	Vertical	Vertical	N/A
1648.700	-50.17	-5.54	-13.0	37.17	125.00	Vertical	Vertical	Pass
3905.250	-49.33	4.90	-13.0	36.33	300.00	Vertical	Vertical	Pass
7613.000	-37.79	15.84	-13.0	24.79	320.00	Vertical	Vertical	Pass

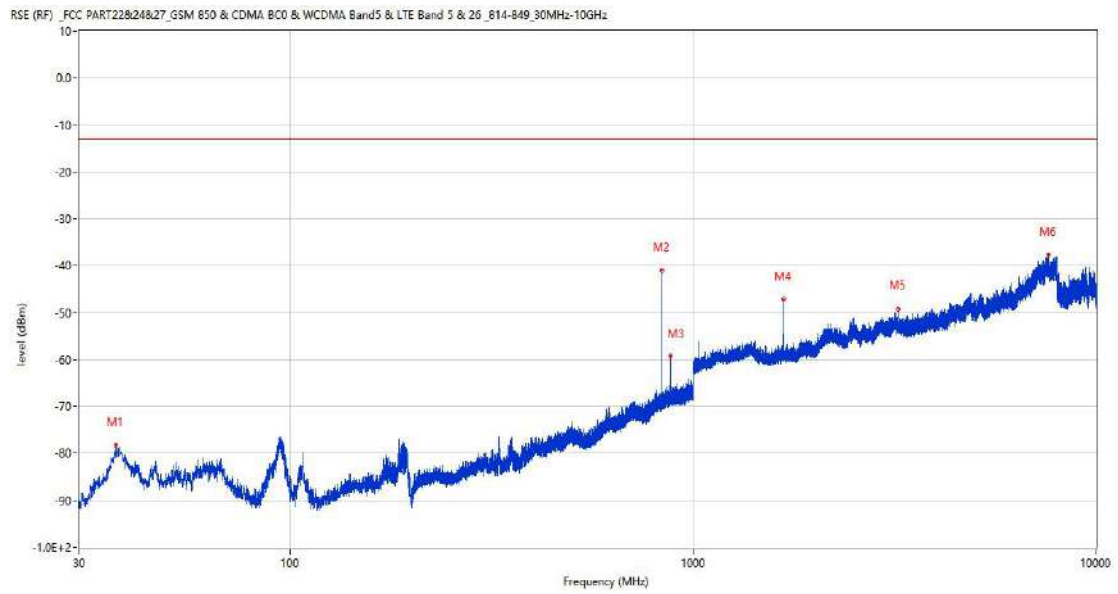
RSE-V&H GSM 850 CH128



Frequency (MHz)	Result (dBm)	Factor (dB)	PK Limit (dBm)	Margin (dB)	Table (o)	ANT	EUT	Verdict
37.712	-64.43	-18.95	-13.0	51.43	77.00	Vertical	Horizontal	Pass
824.236	-62.20	1.96	-13.0	49.20	154.00	Vertical	Horizontal	N/A
869.147	-50.19	2.10	-13.0	37.19	197.00	Vertical	Horizontal	N/A
1648.700	-52.07	-5.54	-13.0	39.07	272.00	Vertical	Horizontal	Pass
3166.250	-49.22	5.46	-13.0	36.22	241.00	Vertical	Horizontal	Pass
7490.000	-36.68	16.82	-13.0	23.68	84.00	Vertical	Horizontal	Pass

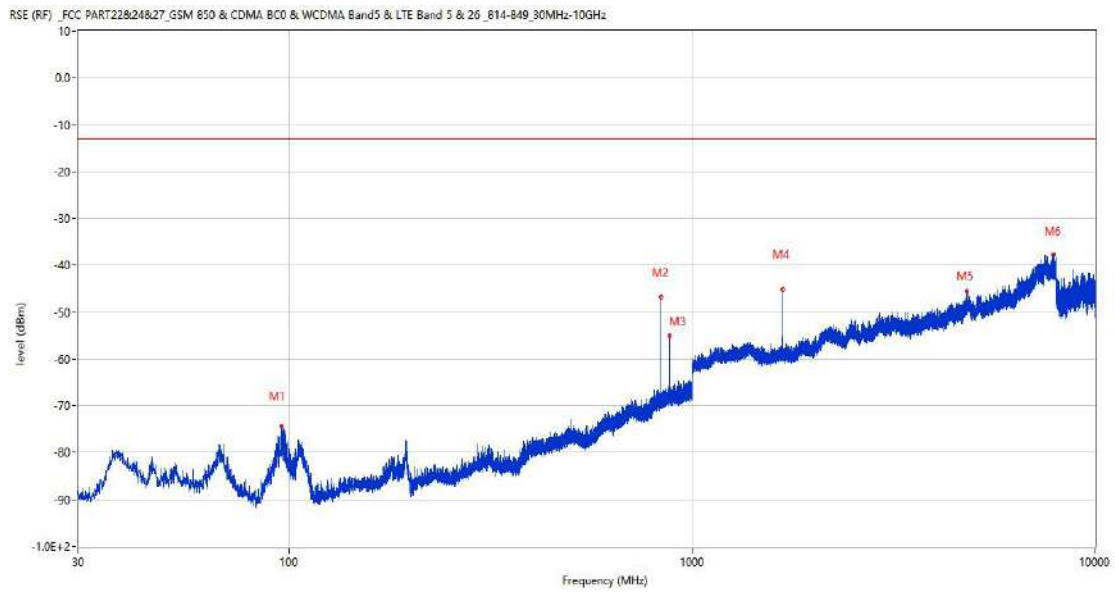
1.2 GSM 850 Middle Channel

RSE-H&H GSM 850 CH190



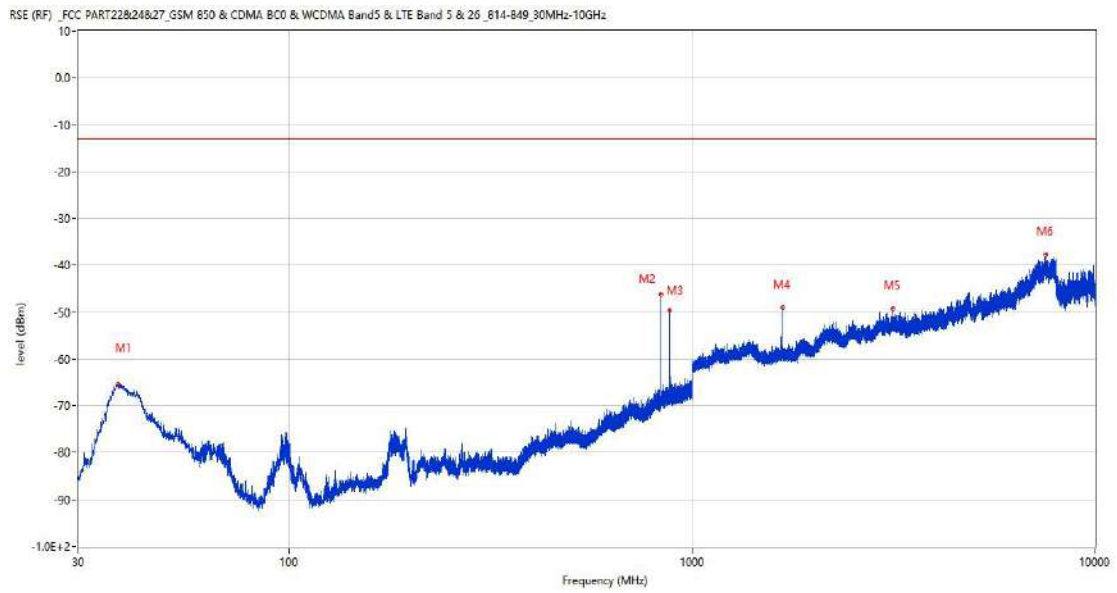
Frequency (MHz)	Result (dBm)	Factor (dB)	PK Limit (dBm)	Margin (dB)	Table (o)	ANT	EUT	Verdict
36.935	-78.26	-19.16	-13.0	65.26	322.00	Horizontal	Horizontal	Pass
836.652	-41.05	2.21	-13.0	28.05	322.00	Horizontal	Horizontal	N/A
881.612	-59.21	2.45	-13.0	46.21	309.00	Horizontal	Horizontal	N/A
1673.600	-47.17	-5.08	-13.0	34.17	36.00	Horizontal	Horizontal	Pass
3227.750	-49.15	4.84	-13.0	36.15	168.00	Horizontal	Horizontal	Pass
7597.250	-37.65	16.49	-13.0	24.65	322.00	Horizontal	Horizontal	Pass

RSE-H&V GSM 850 CH190



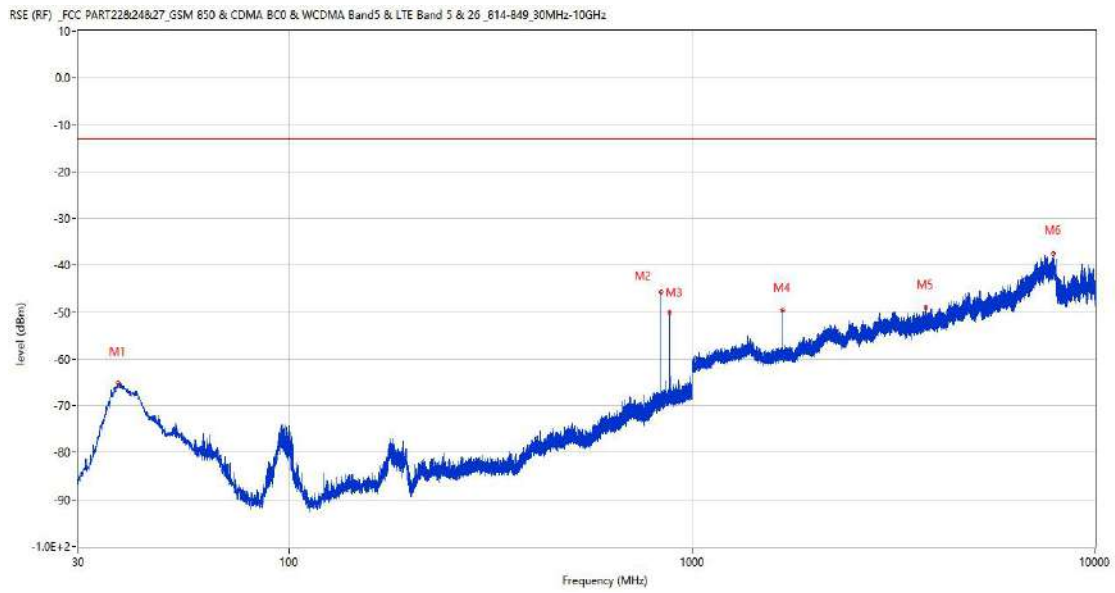
Frequency (MHz)	Result (dBm)	Factor (dB)	PK Limit (dBm)	Margin (dB)	Table (o)	ANT	EUT	Verdict
96.008	-74.30	-20.52	-13.0	61.30	246.00	Horizontal	Vertical	Pass
836.652	-46.67	2.21	-13.0	33.67	129.00	Horizontal	Vertical	N/A
881.514	-54.98	2.45	-13.0	41.98	198.00	Horizontal	Vertical	N/A
1673.400	-45.14	-5.08	-13.0	32.14	183.00	Horizontal	Vertical	Pass
4810.750	-45.49	8.01	-13.0	32.49	221.00	Horizontal	Vertical	Pass
7875.250	-37.62	17.10	-13.0	24.62	350.00	Horizontal	Vertical	Pass

RSE-V&V GSM 850 CH190



Frequency (MHz)	Result (dBm)	Factor (dB)	PK Limit (dBm)	Margin (dB)	Table (o)	ANT	EUT	Verdict
37.760	-65.50	-18.94	-13.0	52.50	21.00	Vertical	Vertical	Pass
836.555	-46.06	2.21	-13.0	33.06	180.00	Vertical	Vertical	N/A
881.563	-49.73	2.45	-13.0	36.73	91.00	Vertical	Vertical	N/A
1673.300	-49.13	-5.08	-13.0	36.13	120.00	Vertical	Vertical	Pass
3146.000	-49.20	4.52	-13.0	36.20	115.00	Vertical	Vertical	Pass
7535.750	-37.71	16.63	-13.0	24.71	221.00	Vertical	Vertical	Pass

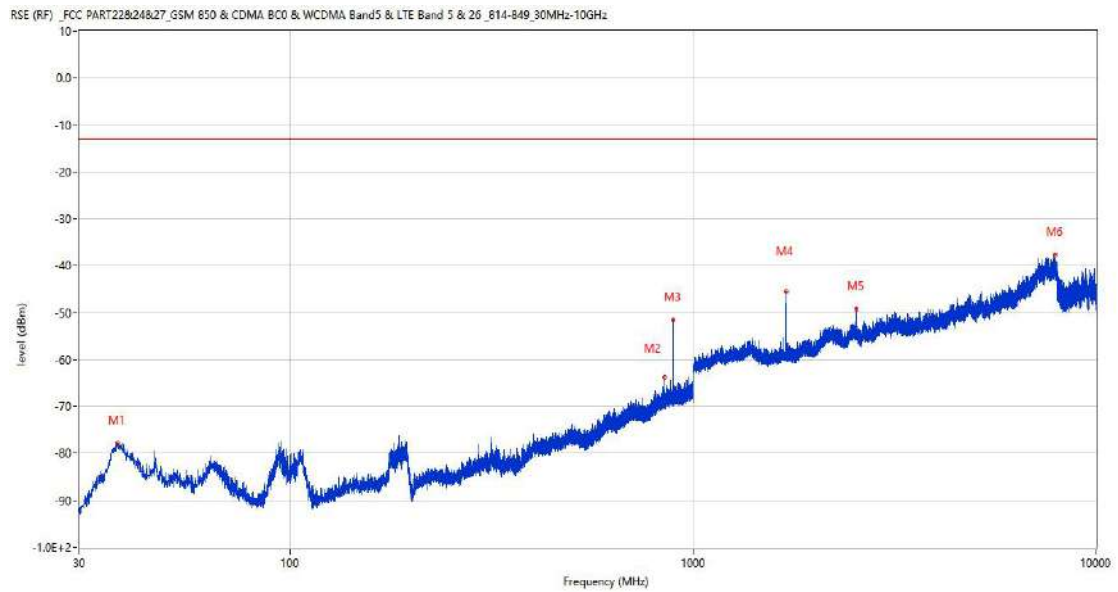
RSE-V&H GSM 850 CH190



Frequency (MHz)	Result (dBm)	Factor (dB)	PK Limit (dBm)	Margin (dB)	Table (o)	ANT	EUT	Verdict
37.760	-65.10	-18.94	-13.0	52.10	42.00	Vertical	Horizontal	Pass
836.604	-45.65	2.21	-13.0	32.65	170.00	Vertical	Horizontal	N/A
881.514	-50.15	2.45	-13.0	37.15	89.00	Vertical	Horizontal	N/A
1673.100	-49.65	-5.07	-13.0	36.65	261.00	Vertical	Horizontal	Pass
3801.000	-49.07	5.17	-13.0	36.07	271.00	Vertical	Horizontal	Pass
7863.000	-37.53	16.81	-13.0	24.53	142.00	Vertical	Horizontal	Pass

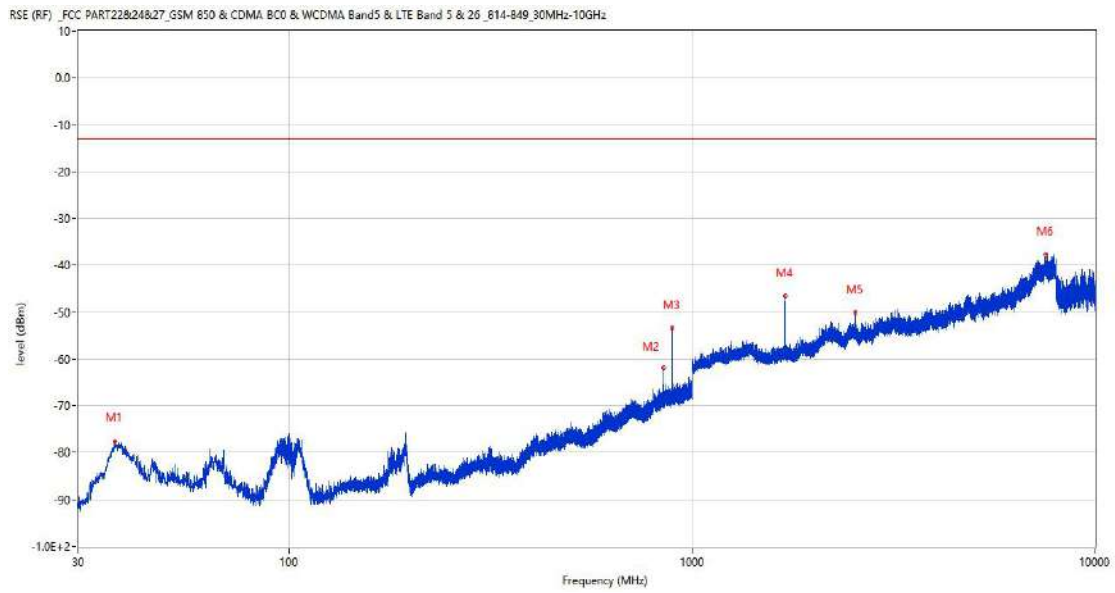
1.3 GSM 850 High Channel

RSE-H&H GSM 850 CH251



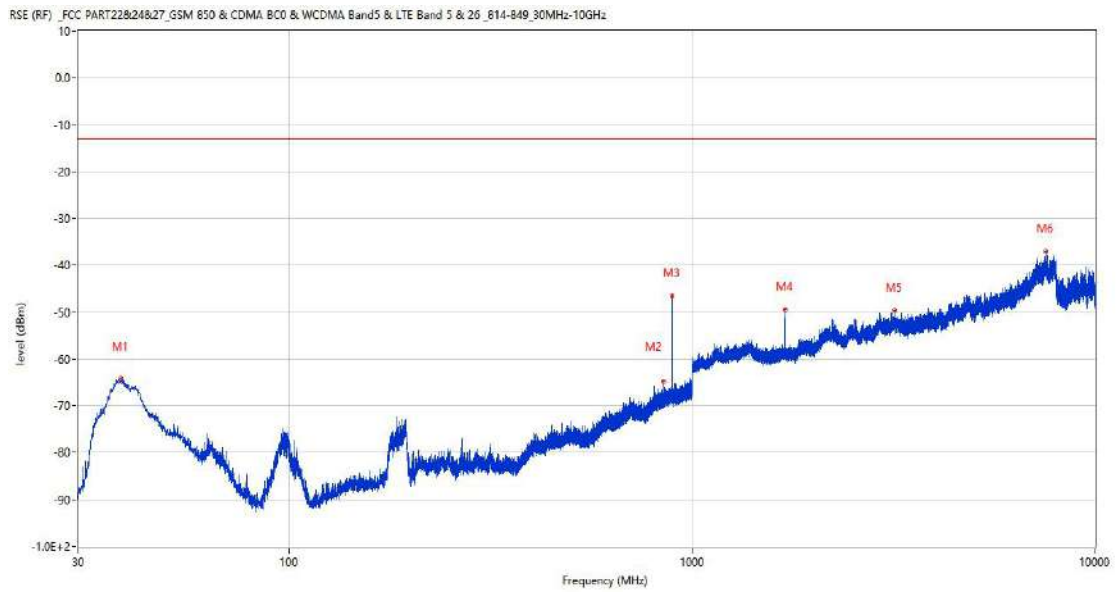
Frequency (MHz)	Result (dBm)	Factor (dB)	PK Limit (dBm)	Margin (dB)	Table (o)	ANT	EUT	Verdict
37.324	-77.78	-19.03	-13.0	64.78	339.00	Horizontal	Horizontal	Pass
848.777	-63.71	2.40	-13.0	50.71	69.00	Horizontal	Horizontal	N/A
893.833	-51.47	2.31	-13.0	38.47	182.00	Horizontal	Horizontal	N/A
1698.000	-45.47	-5.36	-13.0	32.47	183.00	Horizontal	Horizontal	Pass
2546.800	-49.33	0.49	-13.0	36.33	174.00	Horizontal	Horizontal	Pass
7902.250	-37.68	16.93	-13.0	24.68	45.00	Horizontal	Horizontal	Pass

RSE-H&V GSM 850 CH251



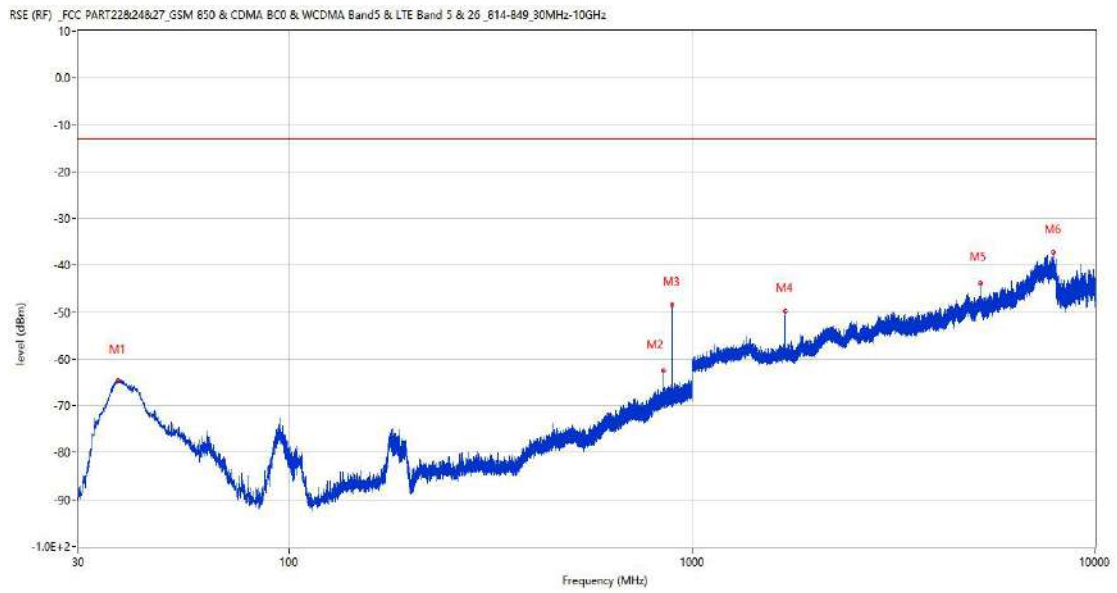
Frequency (MHz)	Result (dBm)	Factor (dB)	PK Limit (dBm)	Margin (dB)	Table (o)	ANT	EUT	Verdict
36.935	-77.55	-19.16	-13.0	64.55	330.00	Horizontal	Vertical	Pass
848.729	-61.98	2.40	-13.0	48.98	128.00	Horizontal	Vertical	N/A
893.833	-53.43	2.31	-13.0	40.43	182.00	Horizontal	Vertical	N/A
1698.200	-46.60	-5.35	-13.0	33.60	354.00	Horizontal	Vertical	Pass
2546.700	-50.07	0.48	-13.0	37.07	221.00	Horizontal	Vertical	Pass
7548.500	-37.69	16.11	-13.0	24.69	139.00	Horizontal	Vertical	Pass

RSE-V&V GSM 850 CH251



Frequency (MHz)	Result (dBm)	Factor (dB)	PK Limit (dBm)	Margin (dB)	Table (o)	ANT	EUT	Verdict
38.197	-64.25	-18.93	-13.0	51.25	93.00	Vertical	Vertical	Pass
848.825	-64.70	2.40	-13.0	51.70	225.00	Vertical	Vertical	N/A
893.785	-46.61	2.31	-13.0	33.61	198.00	Vertical	Vertical	N/A
1698.000	-49.55	-5.36	-13.0	36.55	41.00	Vertical	Vertical	Pass
3177.000	-49.64	5.19	-13.0	36.64	217.00	Vertical	Vertical	Pass
7534.000	-37.08	16.57	-13.0	24.08	159.00	Vertical	Vertical	Pass

RSE-V&H GSM 850 CH251

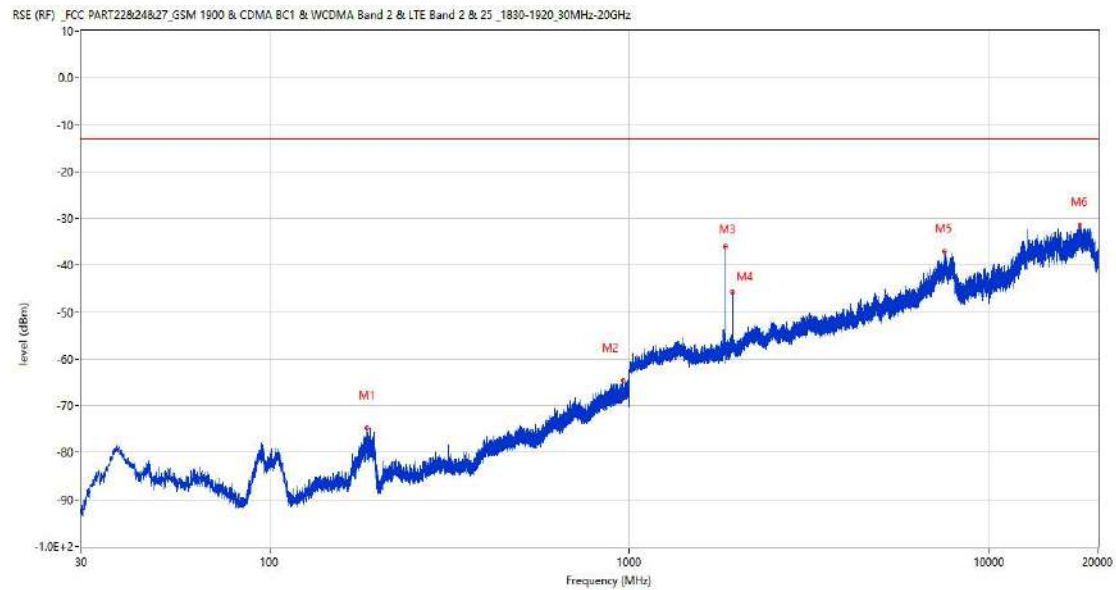


Frequency (MHz)	Result (dBm)	Factor (dB)	PK Limit (dBm)	Margin (dB)	Table (o)	ANT	EUT	Verdict
37.614	-64.61	-18.97	-13.0	51.61	90.00	Vertical	Horizontal	Pass
848.777	-62.47	2.40	-13.0	49.47	307.00	Vertical	Horizontal	N/A
893.833	-48.41	2.31	-13.0	35.41	192.00	Vertical	Horizontal	N/A
1697.800	-49.89	-5.37	-13.0	36.89	39.00	Vertical	Horizontal	Pass
5200.000	-43.88	8.50	-13.0	30.88	290.00	Vertical	Horizontal	Pass
7870.250	-37.21	17.04	-13.0	24.21	82.00	Vertical	Horizontal	Pass

2 GSM 1900

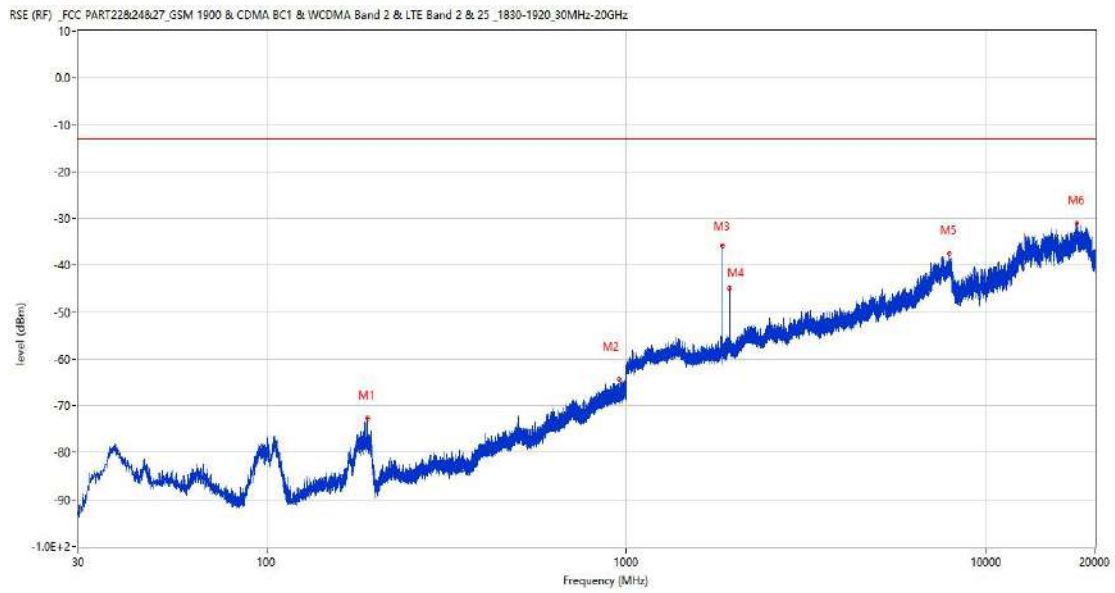
2.1 GSM 1900 Low Channel

RSE-H&H GSM 1900 CH512



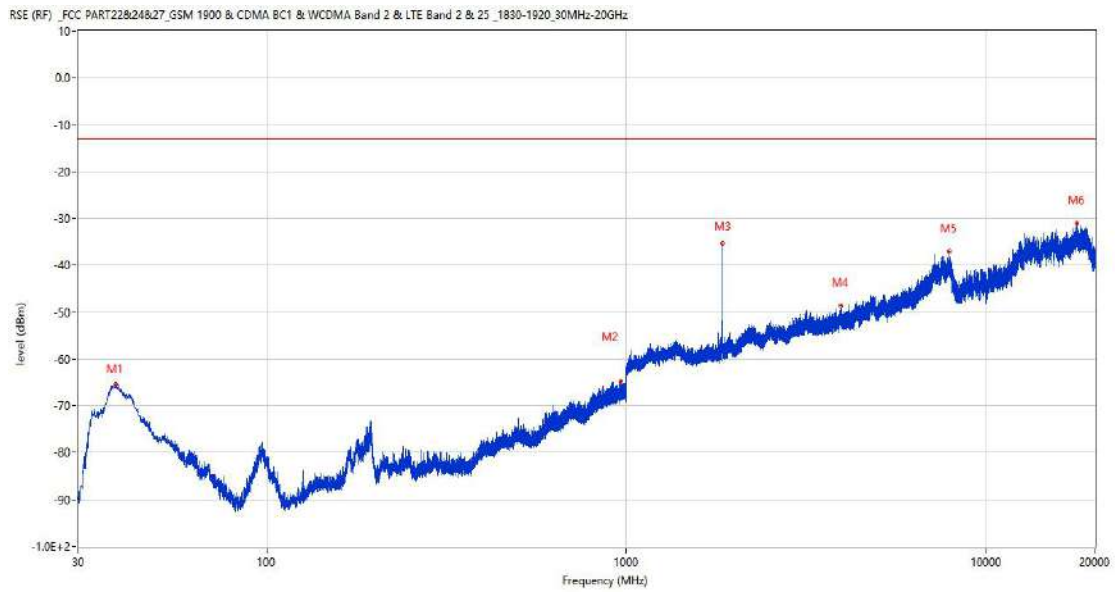
Frequency (MHz)	Result (dBm)	Factor (dB)	PK Limit (dBm)	Margin (dB)	Table (o)	ANT	EUT	Verdict
186.122	-74.77	-15.61	-13.0	61.77	75.00	Horizontal	Horizontal	Pass
957.951	-64.57	3.00	-13.0	51.57	224.00	Horizontal	Horizontal	Pass
1850.300	-36.04	-3.52	-13.0	23.04	36.00	Horizontal	Horizontal	N/A
1930.400	-45.81	-3.14	-13.0	32.81	236.00	Horizontal	Horizontal	N/A
7488.750	-37.02	16.81	-13.0	24.02	4.00	Horizontal	Horizontal	Pass
17792.375	-31.36	26.37	-13.0	18.36	273.00	Horizontal	Horizontal	Pass

RSE-H&V GSM 1900 CH512



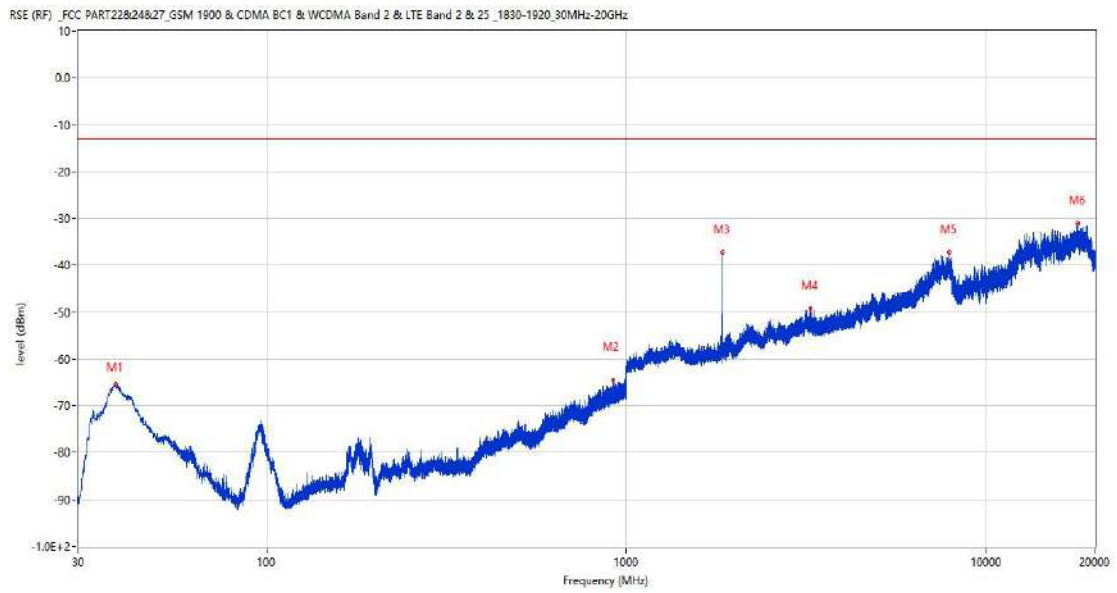
Frequency (MHz)	Result (dBm)	Factor (dB)	PK Limit (dBm)	Margin (dB)	Table (o)	ANT	EUT	Verdict
190.341	-72.72	-15.36	-13.0	59.72	35.00	Horizontal	Vertical	Pass
953.052	-64.38	2.94	-13.0	51.38	180.00	Horizontal	Vertical	Pass
1850.400	-35.72	-3.52	-13.0	22.72	204.00	Horizontal	Vertical	N/A
1930.400	-44.88	-3.14	-13.0	31.88	248.00	Horizontal	Vertical	N/A
7859.250	-37.52	16.58	-13.0	24.52	360.00	Horizontal	Vertical	Pass
17794.550	-31.00	26.40	-13.0	18.00	48.00	Horizontal	Vertical	Pass

RSE-V&V GSM 1900 CH512



Frequency (MHz)	Result (dBm)	Factor (dB)	PK Limit (dBm)	Margin (dB)	Table (o)	ANT	EUT	Verdict
38.051	-65.49	-19.09	-13.0	52.49	63.00	Vertical	Vertical	Pass
967.117	-64.70	3.37	-13.0	51.70	137.00	Vertical	Vertical	Pass
1850.400	-35.27	-3.52	-13.0	22.27	73.00	Vertical	Vertical	N/A
3927.000	-48.70	5.38	-13.0	35.70	47.00	Vertical	Vertical	Pass
7863.250	-37.07	16.81	-13.0	24.07	40.00	Vertical	Vertical	Pass
17820.649	-30.96	26.22	-13.0	17.96	124.00	Vertical	Vertical	Pass

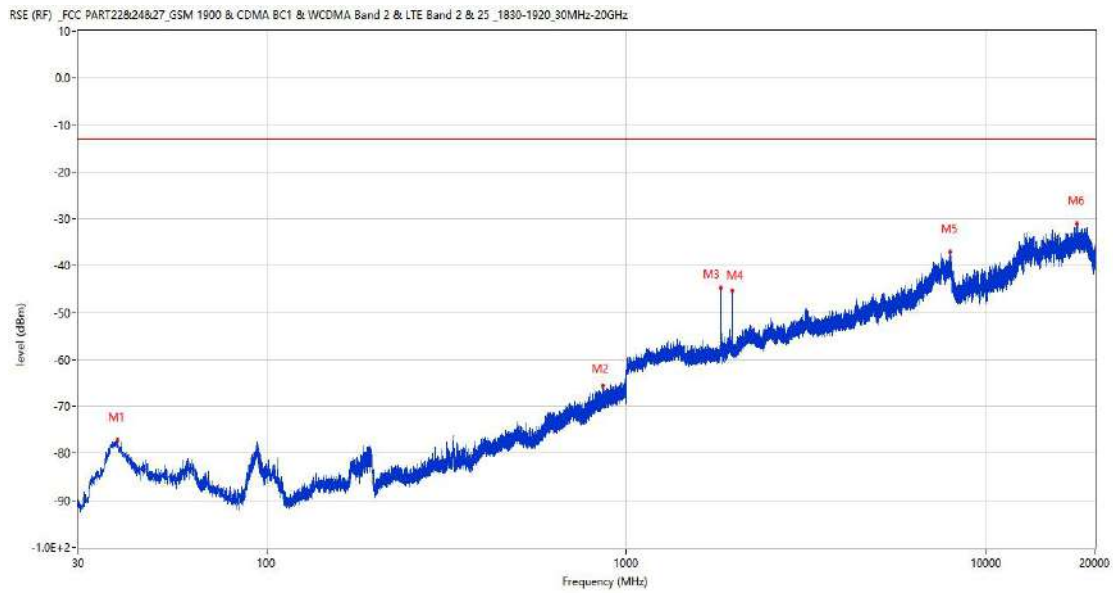
RSE-V&H GSM 1900 CH512



Frequency (MHz)	Result (dBm)	Factor (dB)	PK Limit (dBm)	Margin (dB)	Table (o)	ANT	EUT	Verdict
38.099	-65.38	-19.10	-13.0	52.38	35.00	Vertical	Horizontal	Pass
916.823	-64.58	2.45	-13.0	51.58	158.00	Vertical	Horizontal	Pass
1850.300	-37.30	-3.52	-13.0	24.30	96.00	Vertical	Horizontal	N/A
3233.250	-49.26	4.88	-13.0	36.26	360.00	Vertical	Horizontal	Pass
7855.000	-37.23	16.35	-13.0	24.23	184.00	Vertical	Horizontal	Pass
17865.964	-30.95	25.74	-13.0	17.95	3.00	Vertical	Horizontal	Pass

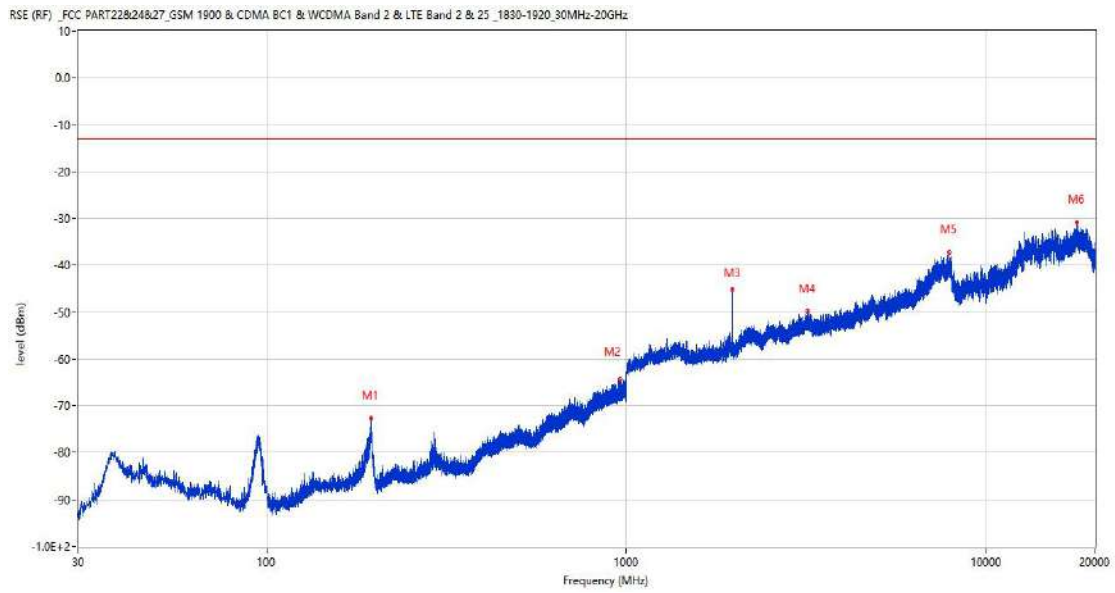
2.2 GSM 1900 Middle Channel

RSE-H&H GSM 1900 CH661



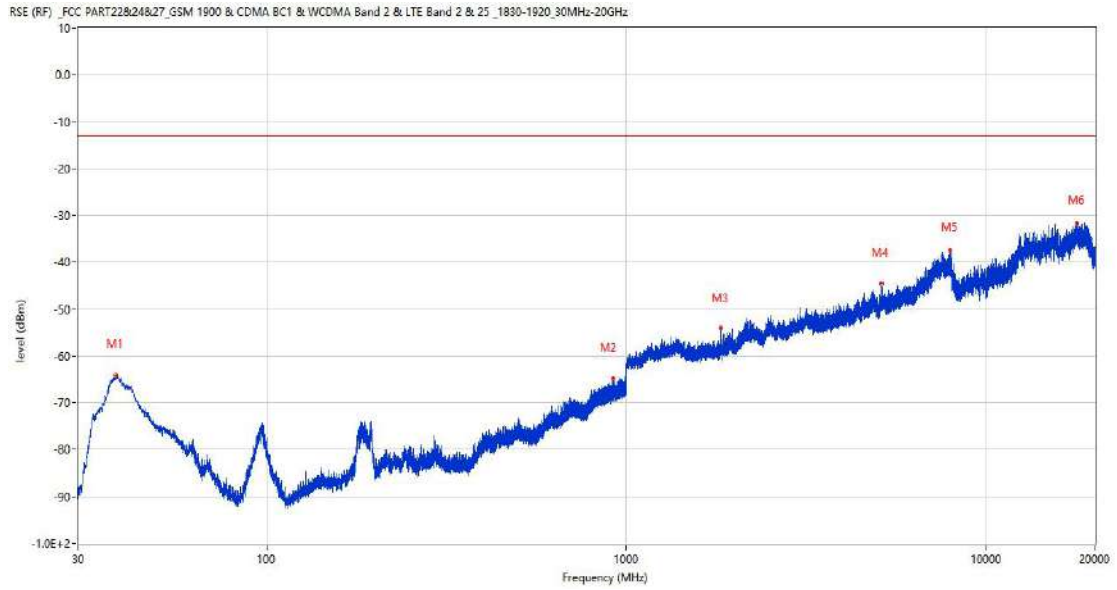
Frequency (MHz)	Result (dBm)	Factor (dB)	PK Limit (dBm)	Margin (dB)	Table (o)	ANT	EUT	Verdict
38.439	-77.26	-19.14	-13.0	64.26	332.00	Horizontal	Horizontal	Pass
859.156	-65.53	1.50	-13.0	52.53	271.00	Horizontal	Horizontal	Pass
1828.300	-44.73	-4.76	-13.0	31.73	85.00	Horizontal	Horizontal	Pass
1960.300	-45.31	-4.44	-13.0	32.31	244.00	Horizontal	Horizontal	N/A
7909.250	-37.05	16.58	-13.0	24.05	24.00	Horizontal	Horizontal	Pass
17789.837	-31.05	26.34	-13.0	18.05	190.00	Horizontal	Horizontal	Pass

RSE-H&V GSM 1900 CH661



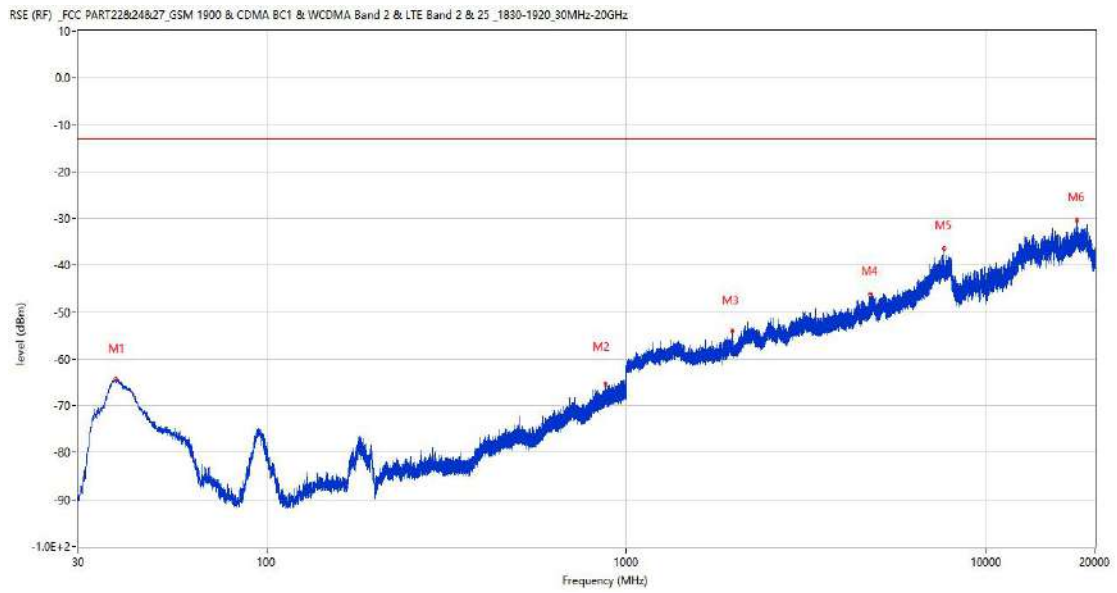
Frequency (MHz)	Result (dBm)	Factor (dB)	PK Limit (dBm)	Margin (dB)	Table (o)	ANT	EUT	Verdict
194.754	-72.63	-15.15	-13.0	59.63	120.00	Horizontal	Vertical	Pass
956.738	-64.27	2.98	-13.0	51.27	11.00	Horizontal	Vertical	Pass
1960.100	-45.09	-4.46	-13.0	32.09	237.00	Horizontal	Vertical	N/A
3180.500	-49.96	4.83	-13.0	36.96	122.00	Horizontal	Vertical	Pass
7863.500	-37.30	16.81	-13.0	24.30	32.00	Horizontal	Vertical	Pass
17793.462	-30.86	26.38	-13.0	17.86	0.00	Horizontal	Vertical	Pass

RSE-V&V GSM 1900 CH661



Frequency (MHz)	Result (dBm)	Factor (dB)	PK Limit (dBm)	Margin (dB)	Table (o)	ANT	EUT	Verdict
38.148	-64.26	-19.11	-13.0	51.26	42.00	Vertical	Vertical	Pass
917.114	-64.81	2.45	-13.0	51.81	0.00	Vertical	Vertical	Pass
1829.500	-54.29	-4.45	-13.0	41.29	47.00	Vertical	Vertical	Pass
5092.000	-44.40	7.82	-13.0	31.40	215.00	Vertical	Vertical	Pass
7898.250	-37.45	16.73	-13.0	24.45	195.00	Vertical	Vertical	Pass
17793.825	-31.68	26.39	-13.0	18.68	24.00	Vertical	Vertical	Pass

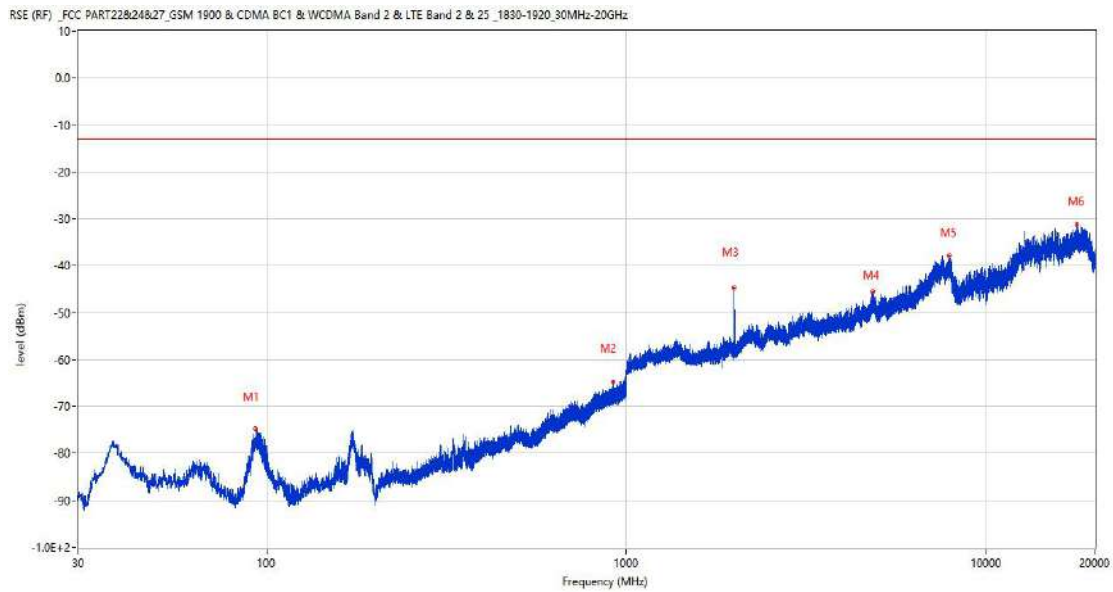
RSE-V&H GSM 1900 CH661



Frequency (MHz)	Result (dBm)	Factor (dB)	PK Limit (dBm)	Margin (dB)	Table (o)	ANT	EUT	Verdict
38.099	-64.27	-19.10	-13.0	51.27	75.00	Vertical	Horizontal	Pass
871.426	-65.50	1.79	-13.0	52.50	47.00	Vertical	Horizontal	Pass
1960.300	-54.01	-4.44	-13.0	41.01	225.00	Vertical	Horizontal	N/A
4751.500	-46.21	7.48	-13.0	33.21	233.00	Vertical	Horizontal	Pass
7599.500	-36.36	16.57	-13.0	23.36	89.00	Vertical	Horizontal	Pass
17785.850	-30.46	26.28	-13.0	17.46	76.00	Vertical	Horizontal	Pass

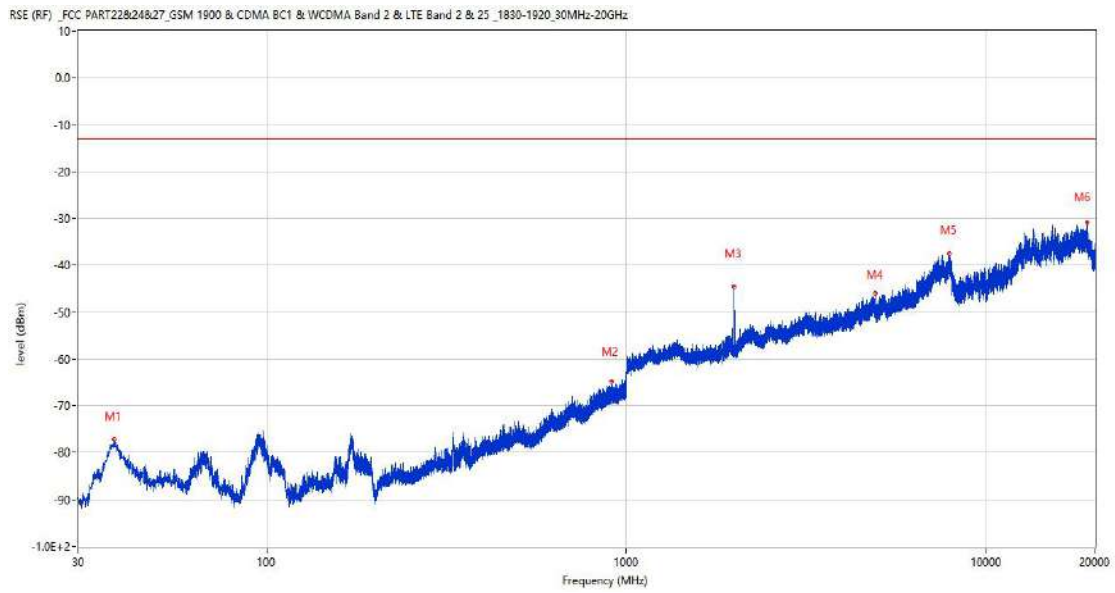
2.3 GSM 1900 High Channel

RSE-H&H GSM 1900 CH810



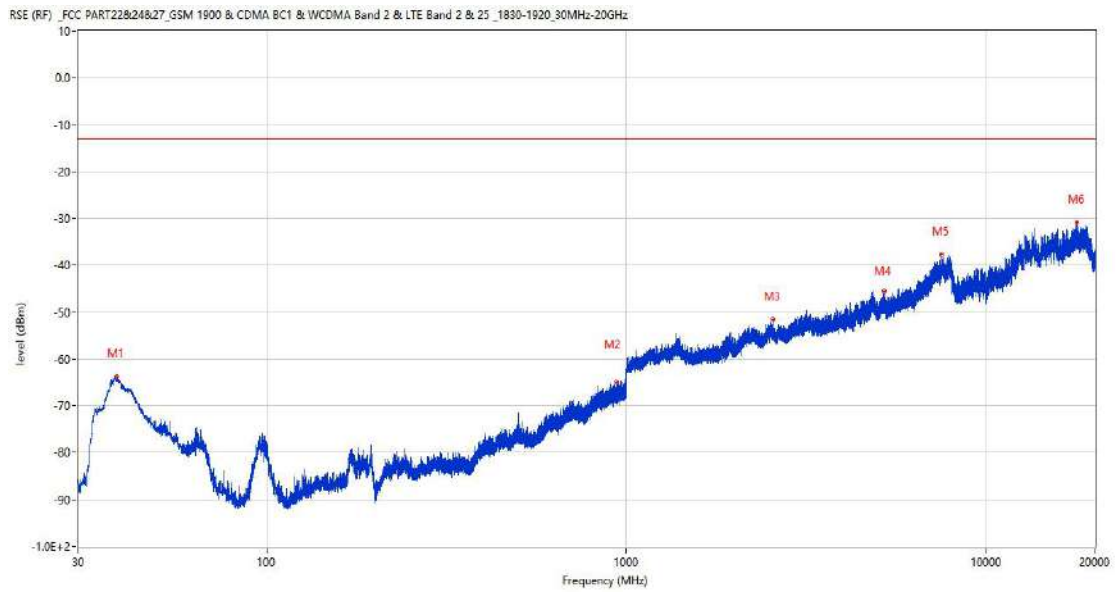
Frequency (MHz)	Result (dBm)	Factor (dB)	PK Limit (dBm)	Margin (dB)	Table (o)	ANT	EUT	Verdict
93.147	-74.79	-20.36	-13.0	61.79	66.00	Horizontal	Horizontal	Pass
917.550	-64.84	2.46	-13.0	51.84	327.00	Horizontal	Horizontal	Pass
1989.800	-44.79	-4.40	-13.0	31.79	242.00	Horizontal	Horizontal	N/A
4831.000	-45.58	7.58	-13.0	32.58	183.00	Horizontal	Horizontal	Pass
7871.750	-37.83	17.07	-13.0	24.83	313.00	Horizontal	Horizontal	Pass
17763.013	-31.25	25.98	-13.0	18.25	41.00	Horizontal	Horizontal	Pass

RSE-H&V GSM 1900 CH810



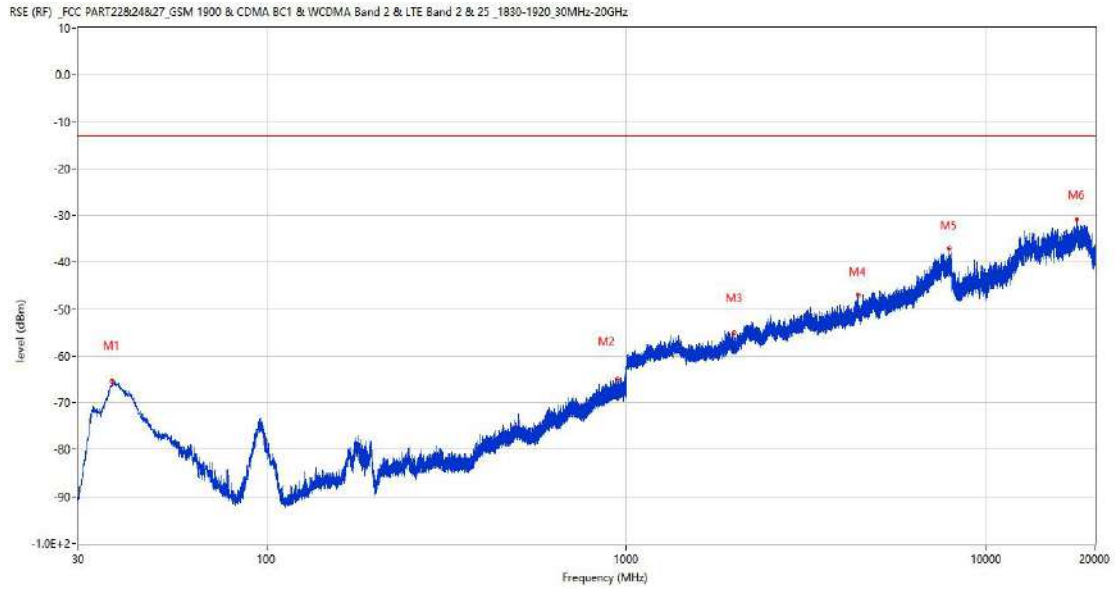
Frequency (MHz)	Result (dBm)	Factor (dB)	PK Limit (dBm)	Margin (dB)	Table (o)	ANT	EUT	Verdict
37.760	-77.22	-19.13	-13.0	64.22	323.00	Horizontal	Vertical	Pass
905.667	-64.76	2.31	-13.0	51.76	360.00	Horizontal	Vertical	Pass
1990.000	-44.51	-4.40	-13.0	31.51	241.00	Horizontal	Vertical	N/A
4913.750	-45.95	7.10	-13.0	32.95	249.00	Horizontal	Vertical	Pass
7869.250	-37.45	17.01	-13.0	24.45	162.00	Horizontal	Vertical	Pass
18992.974	-30.90	23.97	-13.0	17.90	233.00	Horizontal	Vertical	Pass

RSE-V&V GSM 1900 CH810



Frequency (MHz)	Result (dBm)	Factor (dB)	PK Limit (dBm)	Margin (dB)	Table (o)	ANT	EUT	Verdict
38.245	-63.77	-19.13	-13.0	50.77	69.00	Vertical	Vertical	Pass
936.417	-65.07	2.57	-13.0	52.07	176.00	Vertical	Vertical	Pass
2546.500	-51.58	0.69	-13.0	38.58	194.00	Vertical	Vertical	Pass
5194.500	-45.51	8.61	-13.0	32.51	33.00	Vertical	Vertical	Pass
7486.500	-37.69	16.75	-13.0	24.69	40.00	Vertical	Vertical	Pass
17830.801	-30.85	26.09	-13.0	17.85	165.00	Vertical	Vertical	Pass

RSE-V&H GSM 1900 CH810



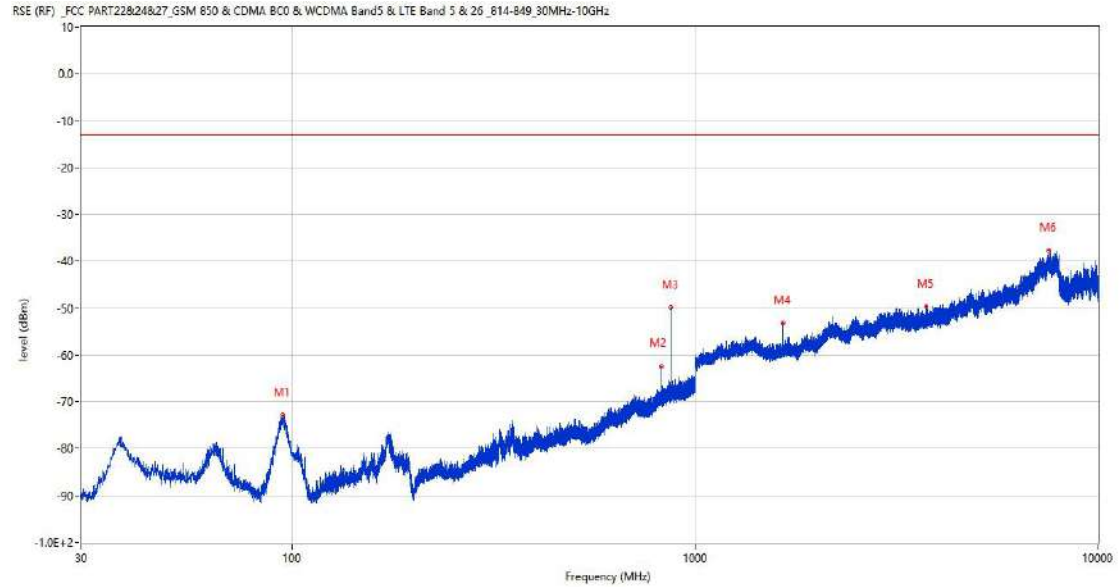
Frequency (MHz)	Result (dBm)	Factor (dB)	PK Limit (dBm)	Margin (dB)	Table (o)	ANT	EUT	Verdict
37.275	-65.32	-19.23	-13.0	52.32	127.00	Vertical	Horizontal	Pass
943.982	-65.04	2.69	-13.0	52.04	289.00	Vertical	Horizontal	Pass
1989.900	-55.03	-4.40	-13.0	42.03	217.00	Vertical	Horizontal	N/A
4393.500	-47.06	6.08	-13.0	34.06	9.00	Vertical	Horizontal	Pass
7864.500	-37.01	16.82	-13.0	24.01	28.00	Vertical	Horizontal	Pass
17795.637	-30.73	26.41	-13.0	17.73	196.00	Vertical	Horizontal	Pass

EGPRS

3 EGPRS 850

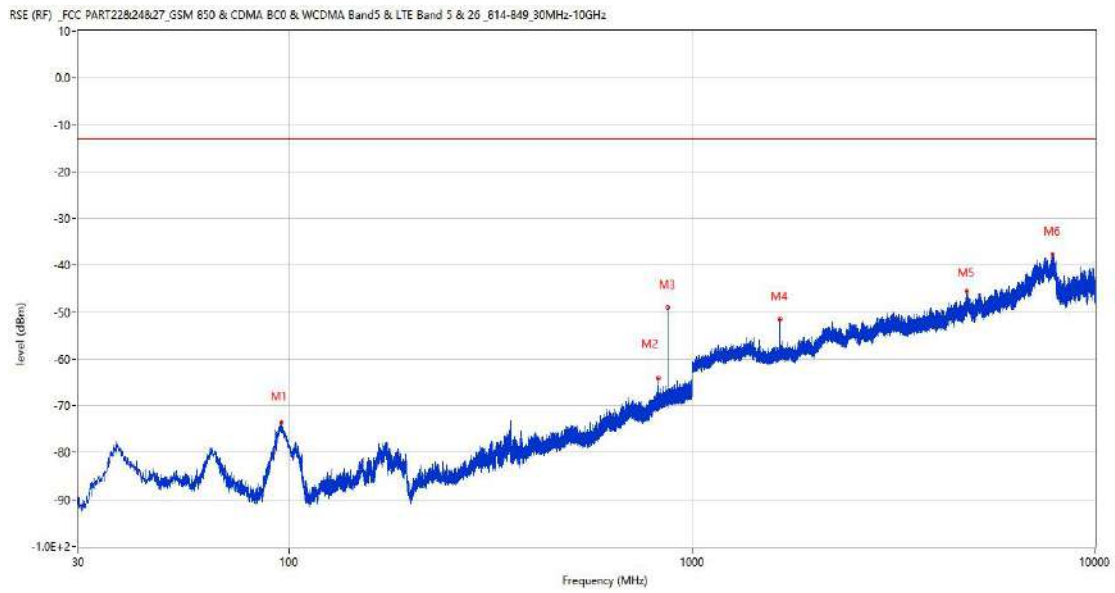
3.1 EGPRS 850 Low Channel

RSE-H&H EGPRS 850 CH128



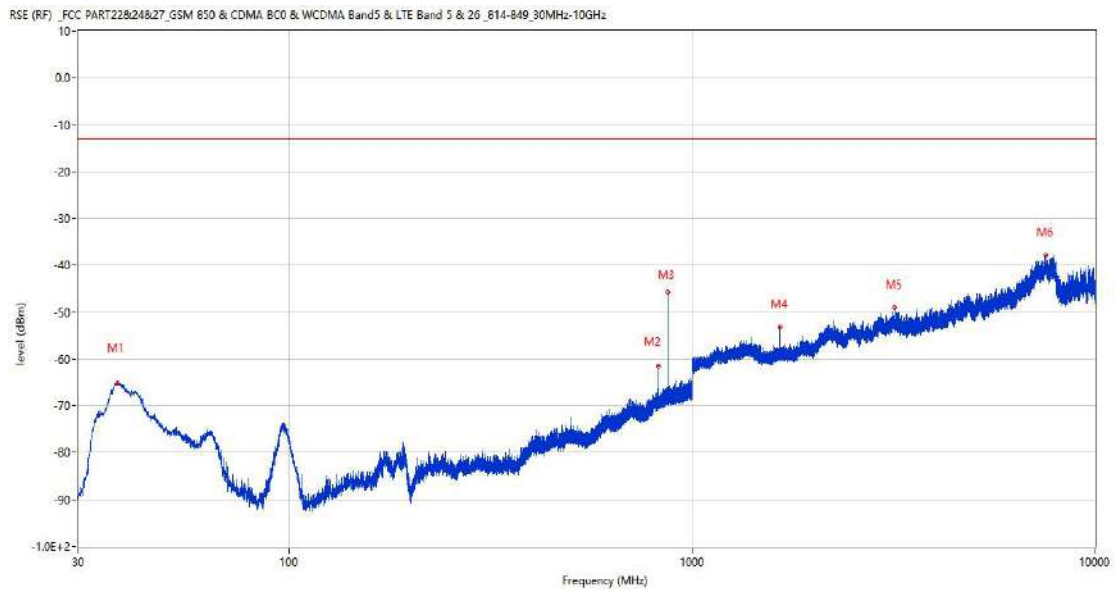
Frequency (MHz)	Result (dBm)	Factor (dB)	PK Limit (dBm)	Margin (dB)	Table (o)	ANT	EUT	Verdict
94.990	-72.92	-20.44	-13.0	59.92	62.00	Horizontal	Horizontal	Pass
824.284	-62.46	1.96	-13.0	49.46	62.00	Horizontal	Horizontal	N/A
869.244	-49.89	2.10	-13.0	36.89	327.00	Horizontal	Horizontal	N/A
1648.700	-53.18	-5.54	-13.0	40.18	56.00	Horizontal	Horizontal	Pass
3737.750	-49.66	5.03	-13.0	36.66	233.00	Horizontal	Horizontal	Pass
7553.750	-37.69	15.42	-13.0	24.69	274.00	Horizontal	Horizontal	Pass

RSE-H&V EGPRS 850 CH128



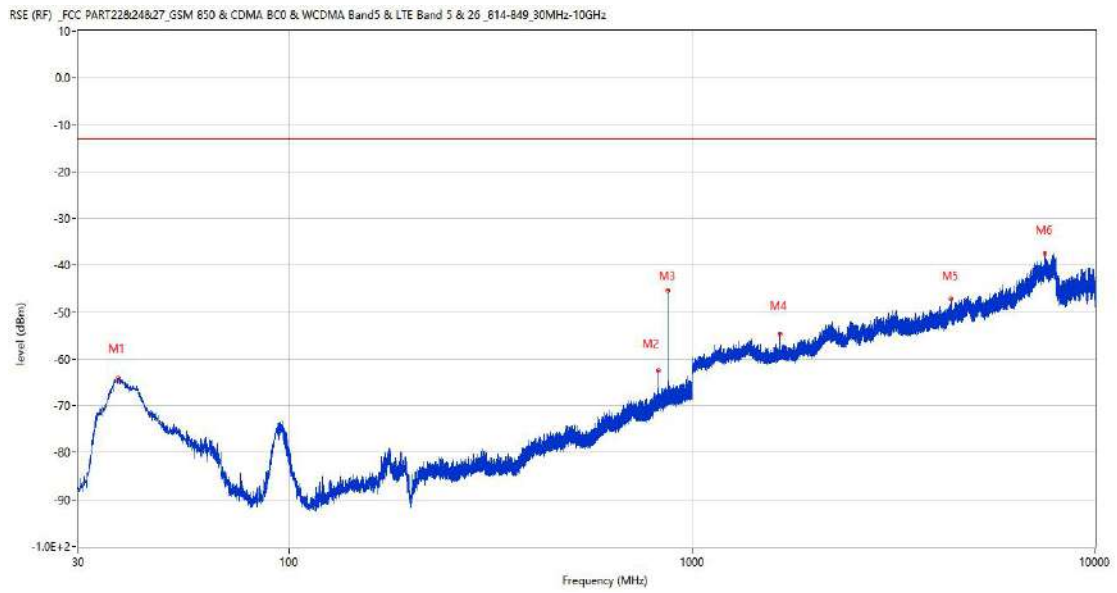
Frequency (MHz)	Result (dBm)	Factor (dB)	PK Limit (dBm)	Margin (dB)	Table (o)	ANT	EUT	Verdict
95.620	-73.40	-20.48	-13.0	60.40	66.00	Horizontal	Vertical	Pass
824.188	-64.24	1.96	-13.0	51.24	139.00	Horizontal	Vertical	N/A
869.244	-49.01	2.10	-13.0	36.01	311.00	Horizontal	Vertical	N/A
1648.600	-51.62	-5.54	-13.0	38.62	206.00	Horizontal	Vertical	Pass
4798.250	-45.45	8.01	-13.0	32.45	248.00	Horizontal	Vertical	Pass
7860.750	-37.61	16.68	-13.0	24.61	96.00	Horizontal	Vertical	Pass

RSE-V&V EGPRS 850 CH128



Frequency (MHz)	Result (dBm)	Factor (dB)	PK Limit (dBm)	Margin (dB)	Table (o)	ANT	EUT	Verdict
37.566	-65.10	-18.98	-13.0	52.10	43.00	Vertical	Vertical	Pass
824.236	-61.49	1.96	-13.0	48.49	360.00	Vertical	Vertical	N/A
869.244	-45.74	2.10	-13.0	32.74	198.00	Vertical	Vertical	N/A
1648.600	-53.12	-5.54	-13.0	40.12	85.00	Vertical	Vertical	Pass
3177.500	-48.98	5.14	-13.0	35.98	360.00	Vertical	Vertical	Pass
7535.250	-37.92	16.59	-13.0	24.92	144.00	Vertical	Vertical	Pass

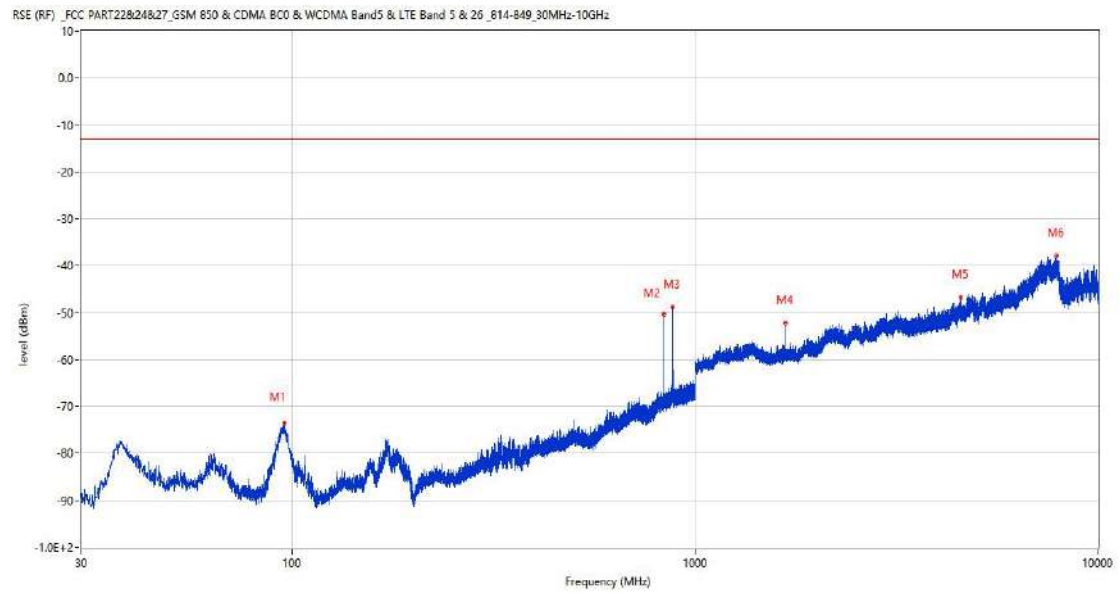
RSE-V&H EGPRS 850 CH128



Frequency (MHz)	Result (dBm)	Factor (dB)	PK Limit (dBm)	Margin (dB)	Table (o)	ANT	EUT	Verdict
37.614	-64.07	-18.97	-13.0	51.07	98.00	Vertical	Horizontal	Pass
824.139	-62.60	1.95	-13.0	49.60	46.00	Vertical	Horizontal	N/A
869.292	-45.27	2.10	-13.0	32.27	192.00	Vertical	Horizontal	N/A
1648.800	-54.73	-5.54	-13.0	41.73	37.00	Vertical	Horizontal	Pass
4383.250	-47.17	6.02	-13.0	34.17	139.00	Vertical	Horizontal	Pass
7501.500	-37.45	16.37	-13.0	24.45	125.00	Vertical	Horizontal	Pass

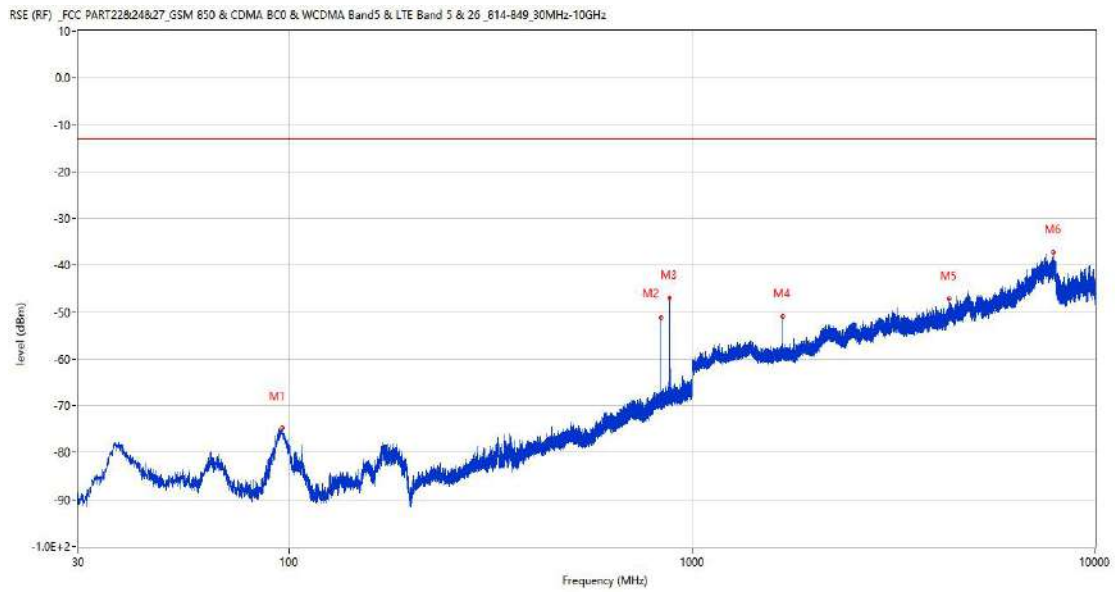
3.2 EGPRS 850 Middle Channel

RSE-H&H EGPRS 850 CH190



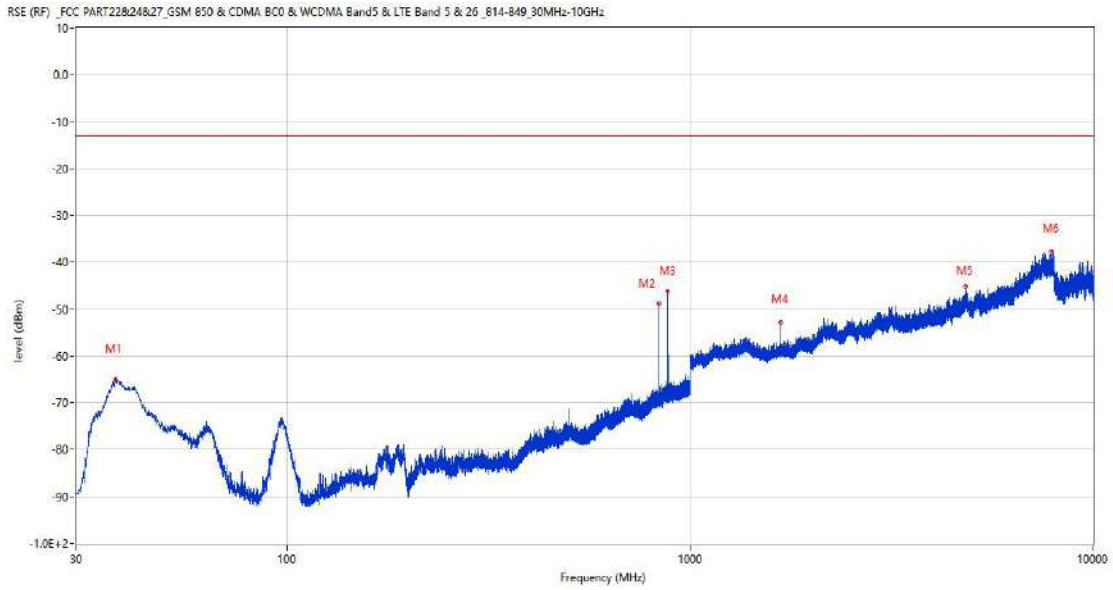
Frequency (MHz)	Result (dBm)	Factor (dB)	PK Limit (dBm)	Margin (dB)	Table (o)	ANT	EUT	Verdict
95.572	-73.55	-20.48	-13.0	60.55	83.00	Horizontal	Horizontal	Pass
836.555	-50.34	2.21	-13.0	37.34	288.00	Horizontal	Horizontal	N/A
881.660	-48.90	2.45	-13.0	35.90	314.00	Horizontal	Horizontal	N/A
1673.400	-52.15	-5.08	-13.0	39.15	41.00	Horizontal	Horizontal	Pass
4575.750	-46.81	6.58	-13.0	33.81	47.00	Horizontal	Horizontal	Pass
7863.250	-37.77	16.81	-13.0	24.77	313.00	Horizontal	Horizontal	Pass

RSE-H&V EGPRS 850 CH190



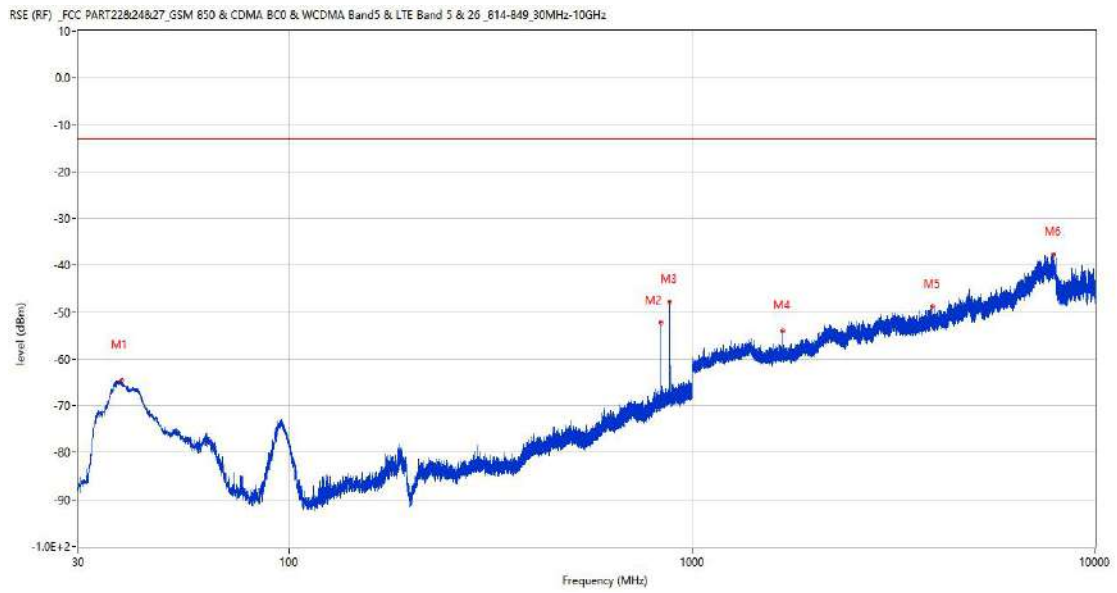
Frequency (MHz)	Result (dBm)	Factor (dB)	PK Limit (dBm)	Margin (dB)	Table (o)	ANT	EUT	Verdict
96.105	-74.79	-20.53	-13.0	61.79	88.00	Horizontal	Vertical	Pass
836.604	-51.13	2.21	-13.0	38.13	68.00	Horizontal	Vertical	N/A
881.612	-46.97	2.45	-13.0	33.97	303.00	Horizontal	Vertical	N/A
1673.300	-50.87	-5.08	-13.0	37.87	216.00	Horizontal	Vertical	Pass
4350.000	-47.26	6.55	-13.0	34.26	176.00	Horizontal	Vertical	Pass
7882.000	-37.33	16.90	-13.0	24.33	143.00	Horizontal	Vertical	Pass

RSE-V&V EGPRS 850 CH190



Frequency (MHz)	Result (dBm)	Factor (dB)	PK Limit (dBm)	Margin (dB)	Table (o)	ANT	EUT	Verdict
37.566	-64.89	-18.98	-13.0	51.89	81.00	Vertical	Vertical	Pass
836.604	-48.77	2.21	-13.0	35.77	196.00	Vertical	Vertical	N/A
881.612	-46.23	2.45	-13.0	33.23	191.00	Vertical	Vertical	N/A
1673.800	-52.82	-5.08	-13.0	39.82	87.00	Vertical	Vertical	Pass
4821.750	-45.12	7.70	-13.0	32.12	128.00	Vertical	Vertical	Pass
7864.500	-37.67	16.82	-13.0	24.67	128.00	Vertical	Vertical	Pass

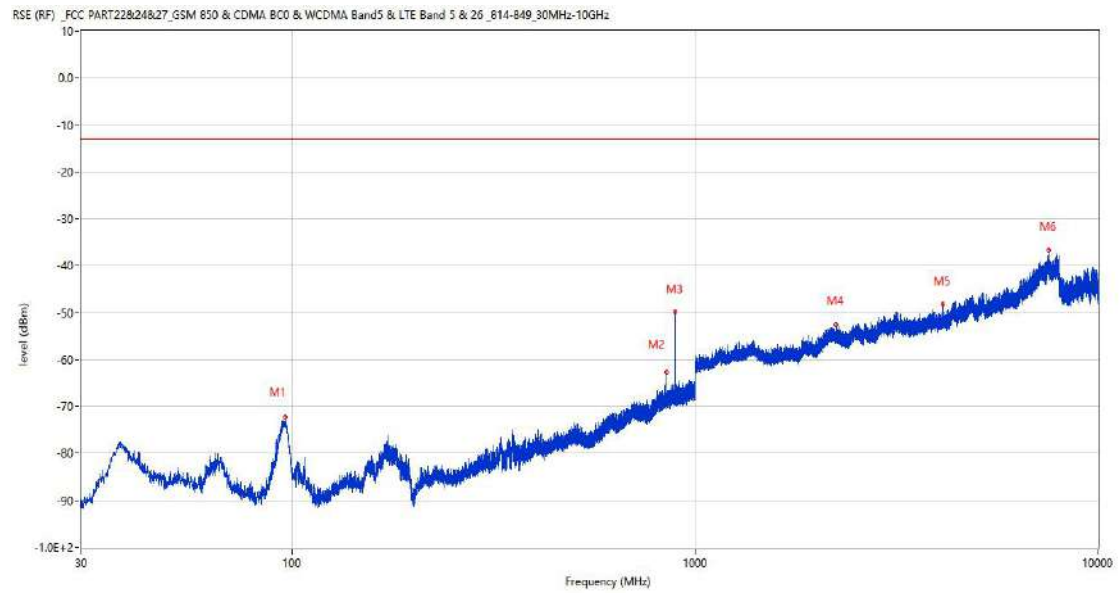
RSE-V&H EGPRS 850 CH190



Frequency (MHz)	Result (dBm)	Factor (dB)	PK Limit (dBm)	Margin (dB)	Table (o)	ANT	EUT	Verdict
38.391	-64.67	-18.96	-13.0	51.67	68.00	Vertical	Horizontal	Pass
836.652	-52.24	2.21	-13.0	39.24	64.00	Vertical	Horizontal	N/A
881.563	-47.77	2.45	-13.0	34.77	288.00	Vertical	Horizontal	N/A
1673.300	-54.01	-5.08	-13.0	41.01	0.00	Vertical	Horizontal	Pass
3958.250	-48.90	4.81	-13.0	35.90	230.00	Vertical	Horizontal	Pass
7868.000	-37.66	16.99	-13.0	24.66	187.00	Vertical	Horizontal	Pass

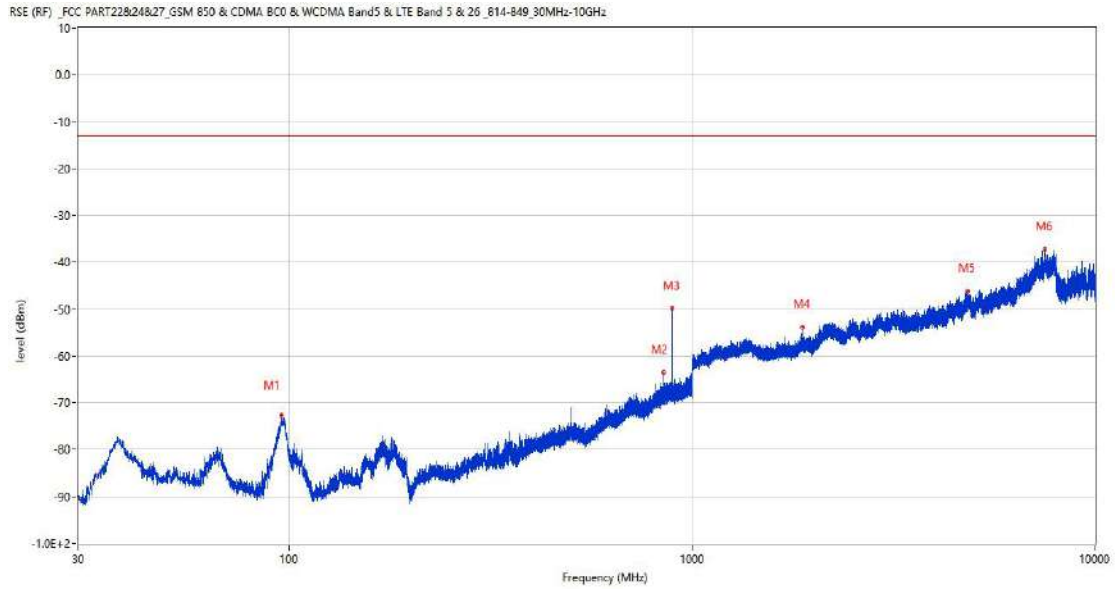
3.3 EGPRS 850 High Channel

RSE-H&H EGPRS 850 CH251



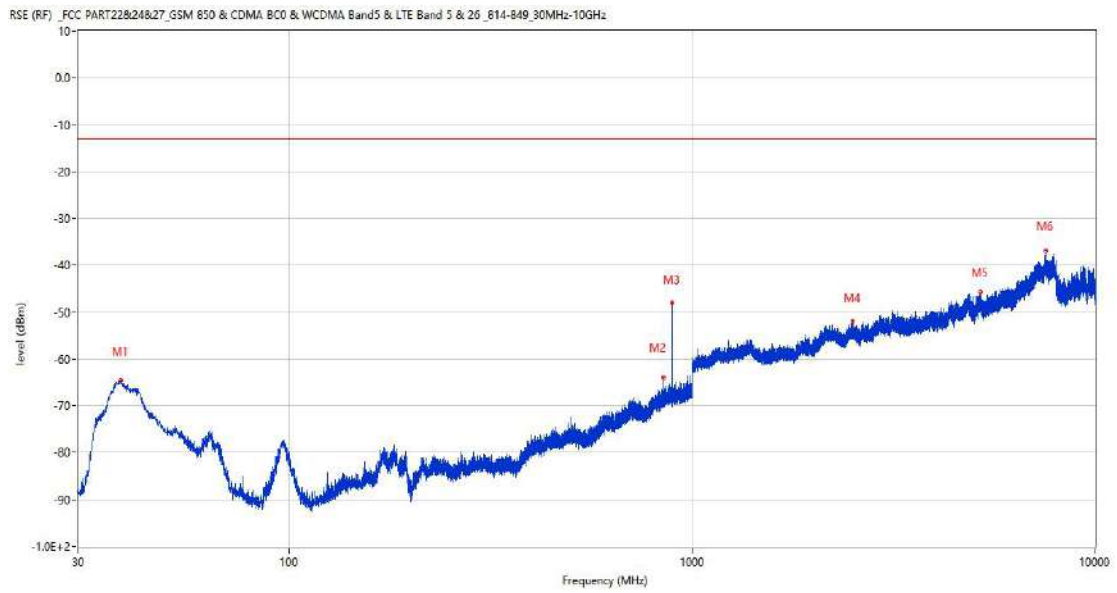
Frequency (MHz)	Result (dBm)	Factor (dB)	PK Limit (dBm)	Margin (dB)	Table (o)	ANT	EUT	Verdict
96.105	-72.32	-20.53	-13.0	59.32	59.00	Horizontal	Horizontal	Pass
848.777	-62.81	2.40	-13.0	49.81	55.00	Horizontal	Horizontal	N/A
893.833	-49.96	2.31	-13.0	36.96	294.00	Horizontal	Horizontal	N/A
2231.100	-52.48	-0.33	-13.0	39.48	290.00	Horizontal	Horizontal	Pass
4113.500	-48.22	5.75	-13.0	35.22	0.00	Horizontal	Horizontal	Pass
7538.500	-36.56	16.78	-13.0	23.56	295.00	Horizontal	Horizontal	Pass

RSE-H&V EGPRS 850 CH251



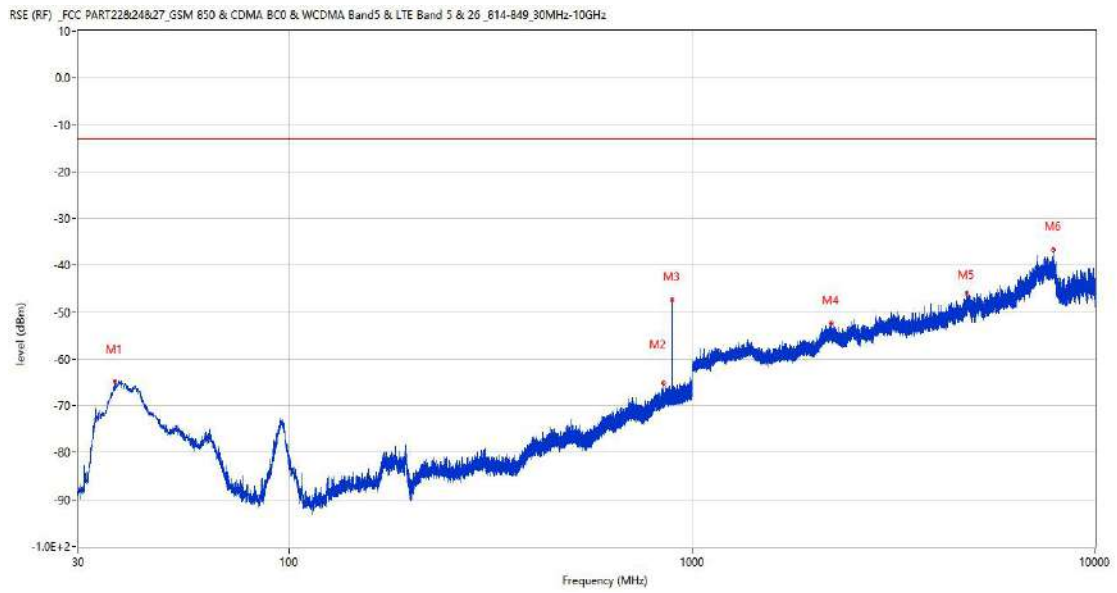
Frequency (MHz)	Result (dBm)	Factor (dB)	PK Limit (dBm)	Margin (dB)	Table (o)	ANT	EUT	Verdict
95.766	-72.74	-20.49	-13.0	59.74	244.00	Horizontal	Vertical	Pass
848.729	-63.58	2.40	-13.0	50.58	148.00	Horizontal	Vertical	N/A
893.882	-49.83	2.32	-13.0	36.83	299.00	Horizontal	Vertical	N/A
1875.100	-53.75	-3.42	-13.0	40.75	71.00	Horizontal	Vertical	Pass
4816.750	-46.14	7.77	-13.0	33.14	32.00	Horizontal	Vertical	Pass
7487.500	-37.33	16.78	-13.0	24.33	89.00	Horizontal	Vertical	Pass

RSE-V&V EGPRS 850 CH251



Frequency (MHz)	Result (dBm)	Factor (dB)	PK Limit (dBm)	Margin (dB)	Table (o)	ANT	EUT	Verdict
38.342	-64.53	-18.95	-13.0	51.53	84.00	Vertical	Vertical	Pass
848.777	-63.88	2.40	-13.0	50.88	174.00	Vertical	Vertical	N/A
893.833	-47.97	2.31	-13.0	34.97	152.00	Vertical	Vertical	N/A
2500.100	-52.00	0.30	-13.0	39.00	360.00	Vertical	Vertical	Pass
5187.250	-45.69	8.61	-13.0	32.69	215.00	Vertical	Vertical	Pass
7538.750	-36.72	16.78	-13.0	23.72	17.00	Vertical	Vertical	Pass

RSE-V&H EGPRS 850 CH251

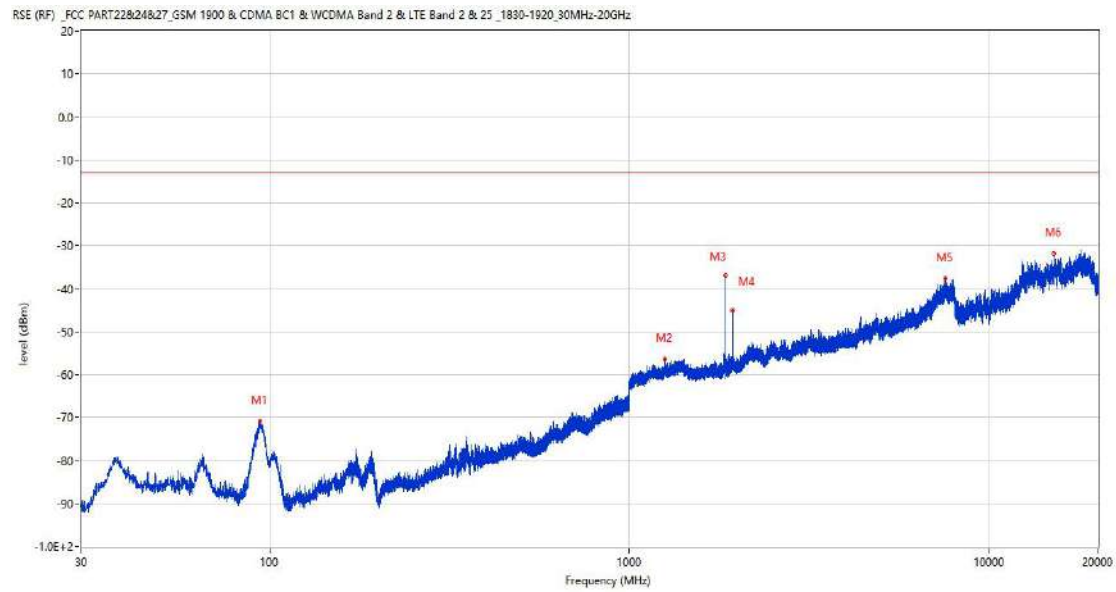


Frequency (MHz)	Result (dBm)	Factor (dB)	PK Limit (dBm)	Margin (dB)	Table (o)	ANT	EUT	Verdict
36.984	-64.81	-19.11	-13.0	51.81	92.00	Vertical	Horizontal	Pass
848.777	-65.25	2.40	-13.0	52.25	40.00	Vertical	Horizontal	N/A
893.882	-47.40	2.32	-13.0	34.40	154.00	Vertical	Horizontal	N/A
2209.100	-52.33	-0.66	-13.0	39.33	23.00	Vertical	Horizontal	Pass
4803.750	-45.92	7.96	-13.0	32.92	33.00	Vertical	Horizontal	Pass
7865.500	-36.56	16.88	-13.0	23.56	155.00	Vertical	Horizontal	Pass

4 EGPRS 1900

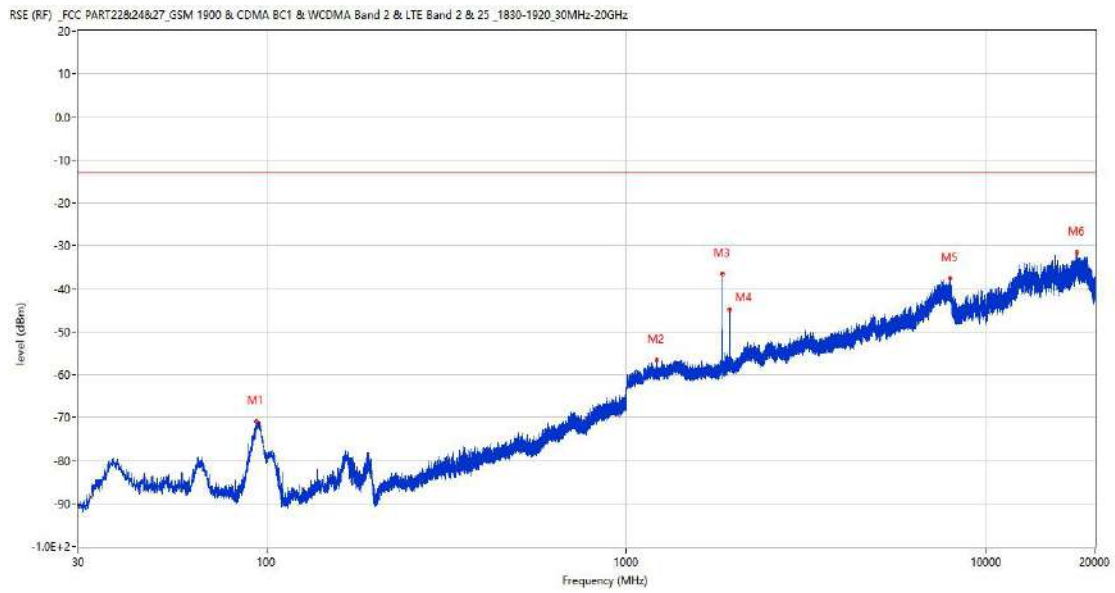
4.1 EGPRS 1900 Low Channel

RSE-H&H EGPRS 1900 CH512



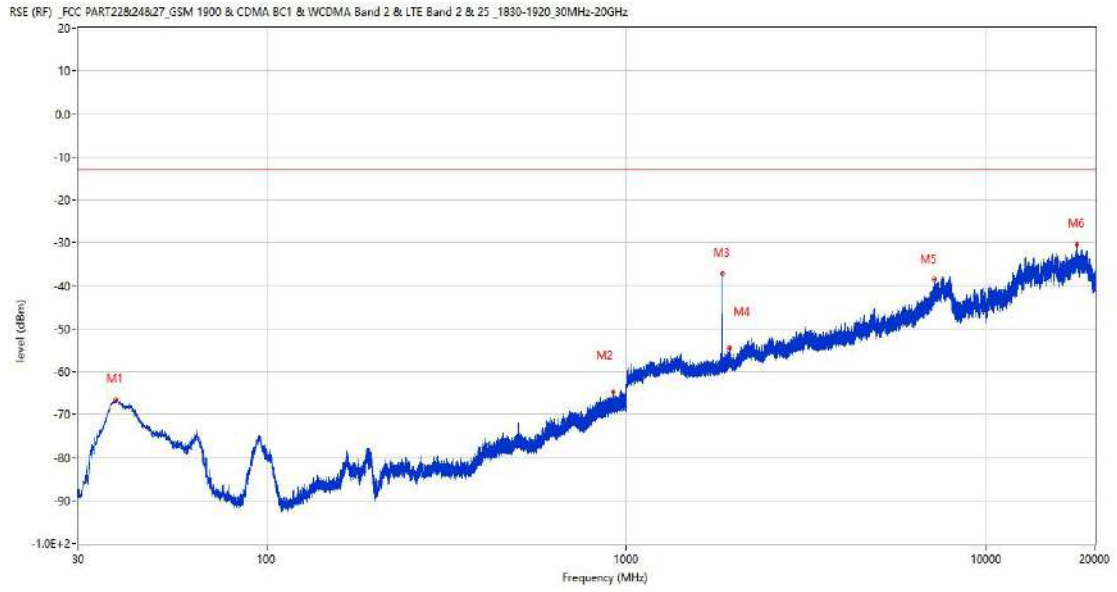
Frequency (MHz)	Result (dBm)	Factor (dB)	PK Limit (dBm)	Margin (dB)	Table (o)	ANT	EUT	Verdict
94.068	-70.81	-20.48	-13.0	57.81	238.00	Horizontal	Horizontal	Pass
1253.200	-56.49	-5.07	-13.0	43.49	175.00	Horizontal	Horizontal	Pass
1850.500	-36.88	-3.52	-13.0	23.88	26.00	Horizontal	Horizontal	N/A
1930.200	-45.19	-3.05	-13.0	32.19	248.00	Horizontal	Horizontal	N/A
7532.500	-37.57	16.50	-13.0	24.57	357.00	Horizontal	Horizontal	Pass
15063.113	-31.76	24.24	-13.0	18.76	346.00	Horizontal	Horizontal	Pass

RSE-H&V EGPRS 1900 CH512



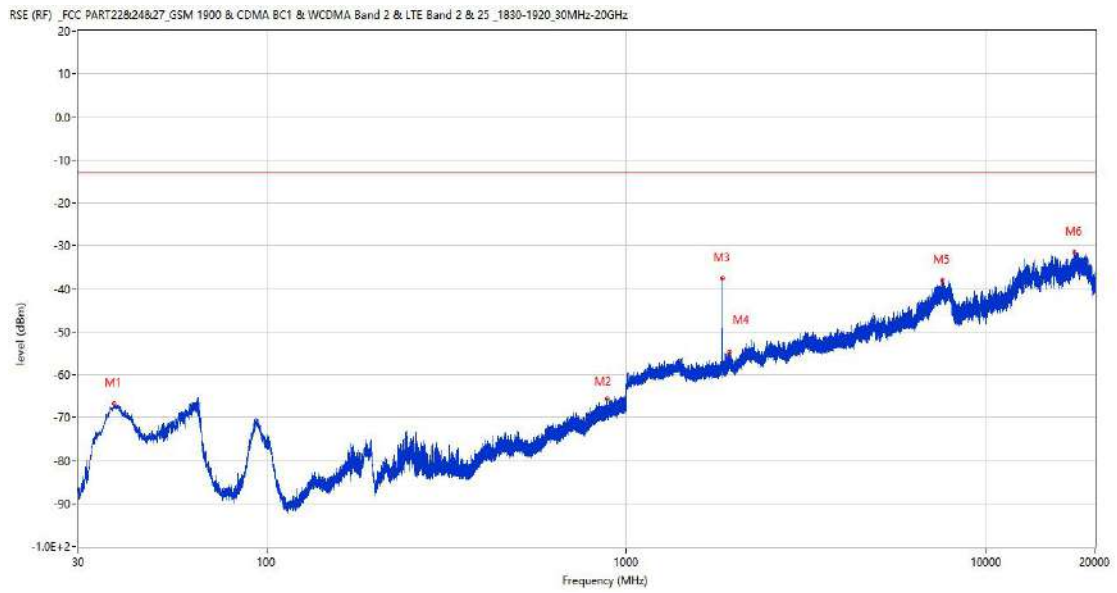
Frequency (MHz)	Result (dBm)	Factor (dB)	PK Limit (dBm)	Margin (dB)	Table (o)	ANT	EUT	Verdict
93.777	-70.89	-20.46	-13.0	57.89	238.00	Horizontal	Vertical	Pass
1209.300	-56.60	-5.29	-13.0	43.60	51.00	Horizontal	Vertical	Pass
1850.400	-36.57	-3.52	-13.0	23.57	151.00	Horizontal	Vertical	N/A
1930.400	-44.81	-3.14	-13.0	31.81	245.00	Horizontal	Vertical	N/A
7911.750	-37.72	16.28	-13.0	24.72	212.00	Horizontal	Vertical	Pass
17836.599	-31.60	26.02	-13.0	18.60	14.00	Horizontal	Vertical	Pass

RSE-V&V EGPRS 1900 CH512



Frequency (MHz)	Result (dBm)	Factor (dB)	PK Limit (dBm)	Margin (dB)	Table (o)	ANT	EUT	Verdict
38.099	-66.58	-19.10	-13.0	53.58	144.00	Vertical	Vertical	Pass
919.442	-64.81	2.46	-13.0	51.81	325.00	Vertical	Vertical	Pass
1850.400	-37.20	-3.52	-13.0	24.20	143.00	Vertical	Vertical	N/A
1930.400	-54.61	-3.14	-13.0	41.61	242.00	Vertical	Vertical	N/A
7155.000	-38.44	14.26	-13.0	25.44	55.00	Vertical	Vertical	Pass
17781.500	-30.47	26.23	-13.0	17.47	8.00	Vertical	Vertical	Pass

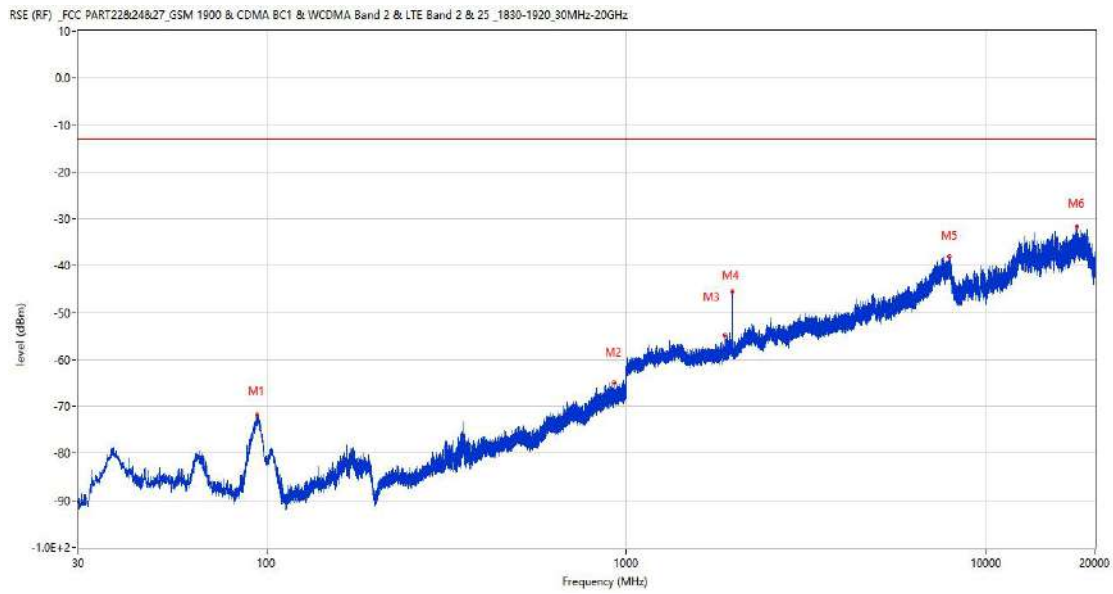
RSE-V&H EGPRS 1900 CH512



Frequency (MHz)	Result (dBm)	Factor (dB)	PK Limit (dBm)	Margin (dB)	Table (o)	ANT	EUT	Verdict
37.760	-66.81	-19.13	-13.0	53.81	88.00	Vertical	Horizontal	Pass
881.127	-65.65	1.99	-13.0	52.65	277.00	Vertical	Horizontal	Pass
1850.500	-37.63	-3.52	-13.0	24.63	339.00	Vertical	Horizontal	N/A
1930.100	-54.83	-3.00	-13.0	41.83	239.00	Vertical	Horizontal	N/A
7513.500	-38.19	15.80	-13.0	25.19	282.00	Vertical	Horizontal	Pass
17517.963	-31.48	25.75	-13.0	18.48	167.00	Vertical	Horizontal	Pass

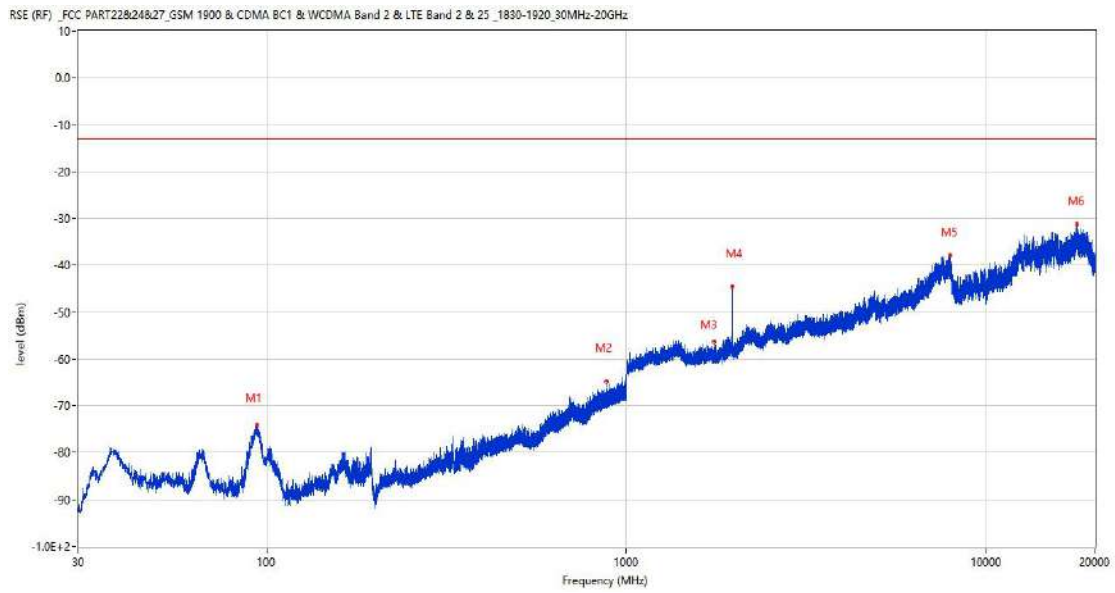
4.2 EGPRS 1900 Middle Channel

RSE-H&H EGPRS 1900 CH661



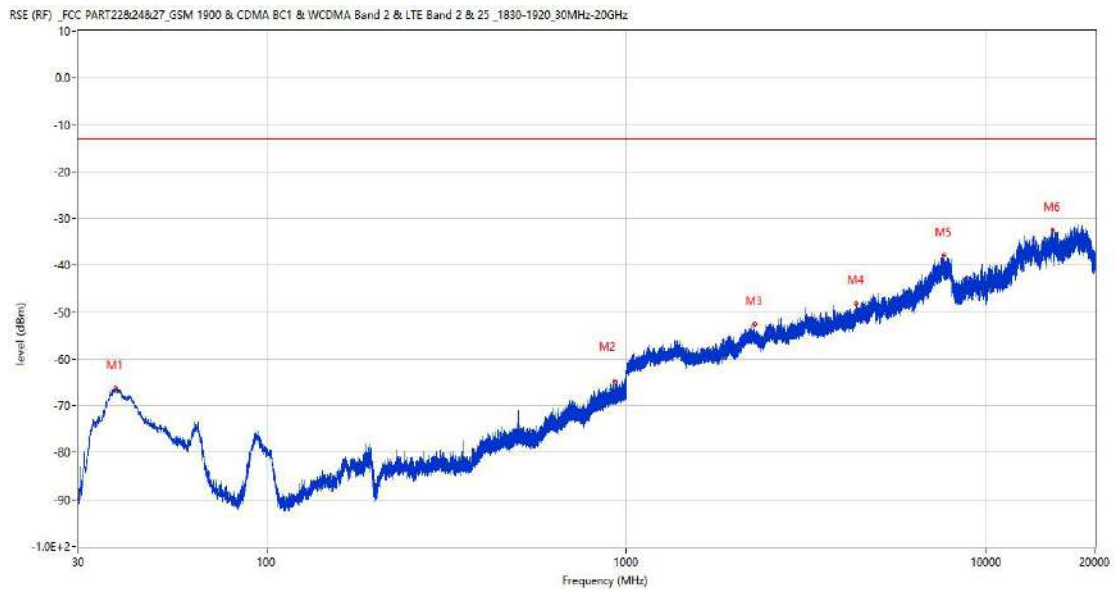
Frequency (MHz)	Result (dBm)	Factor (dB)	PK Limit (dBm)	Margin (dB)	Table (o)	ANT	EUT	Verdict
94.020	-71.73	-20.48	-13.0	58.73	239.00	Horizontal	Horizontal	Pass
924.583	-64.90	2.63	-13.0	51.90	215.00	Horizontal	Horizontal	Pass
1880.300	-54.94	-3.00	-13.0	41.94	79.00	Horizontal	Horizontal	N/A
1960.300	-45.57	-4.44	-13.0	32.57	244.00	Horizontal	Horizontal	N/A
7855.500	-37.98	16.39	-13.0	24.98	345.00	Horizontal	Horizontal	Pass
17801.437	-31.67	26.45	-13.0	18.67	0.00	Horizontal	Horizontal	Pass

RSE-H&V EGPRS 1900 CH661



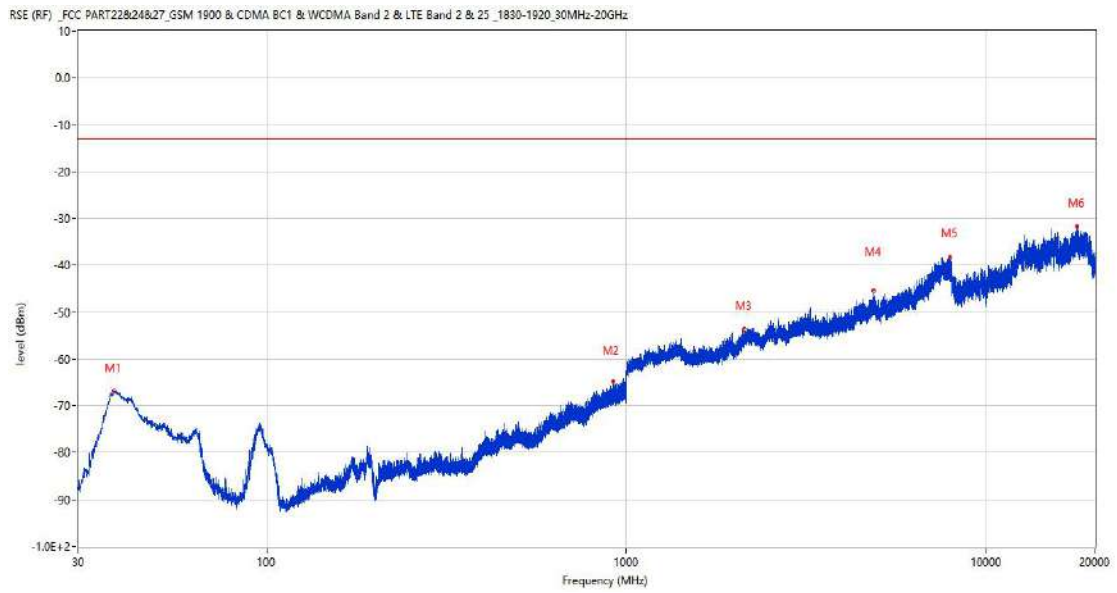
Frequency (MHz)	Result (dBm)	Factor (dB)	PK Limit (dBm)	Margin (dB)	Table (o)	ANT	EUT	Verdict
94.214	-74.11	-20.49	-13.0	61.11	234.00	Horizontal	Vertical	Pass
878.944	-64.76	1.94	-13.0	51.76	255.00	Horizontal	Vertical	Pass
1745.500	-56.26	-5.59	-13.0	43.26	309.00	Horizontal	Vertical	Pass
1960.200	-44.48	-4.45	-13.0	31.48	250.00	Horizontal	Vertical	N/A
7899.500	-37.76	16.82	-13.0	24.76	328.00	Horizontal	Vertical	Pass
17844.574	-31.30	25.93	-13.0	18.30	244.00	Horizontal	Vertical	Pass

RSE-V&V EGPRS 1900 CH661



Frequency (MHz)	Result (dBm)	Factor (dB)	PK Limit (dBm)	Margin (dB)	Table (o)	ANT	EUT	Verdict
38.148	-66.21	-19.11	-13.0	53.21	105.00	Vertical	Vertical	Pass
926.183	-64.80	2.61	-13.0	51.80	185.00	Vertical	Vertical	Pass
2273.000	-52.54	-0.95	-13.0	39.54	269.00	Vertical	Vertical	Pass
4336.000	-48.13	6.94	-13.0	35.13	360.00	Vertical	Vertical	Pass
7603.750	-37.94	16.37	-13.0	24.94	141.00	Vertical	Vertical	Pass
15218.625	-32.40	24.27	-13.0	19.40	309.00	Vertical	Vertical	Pass

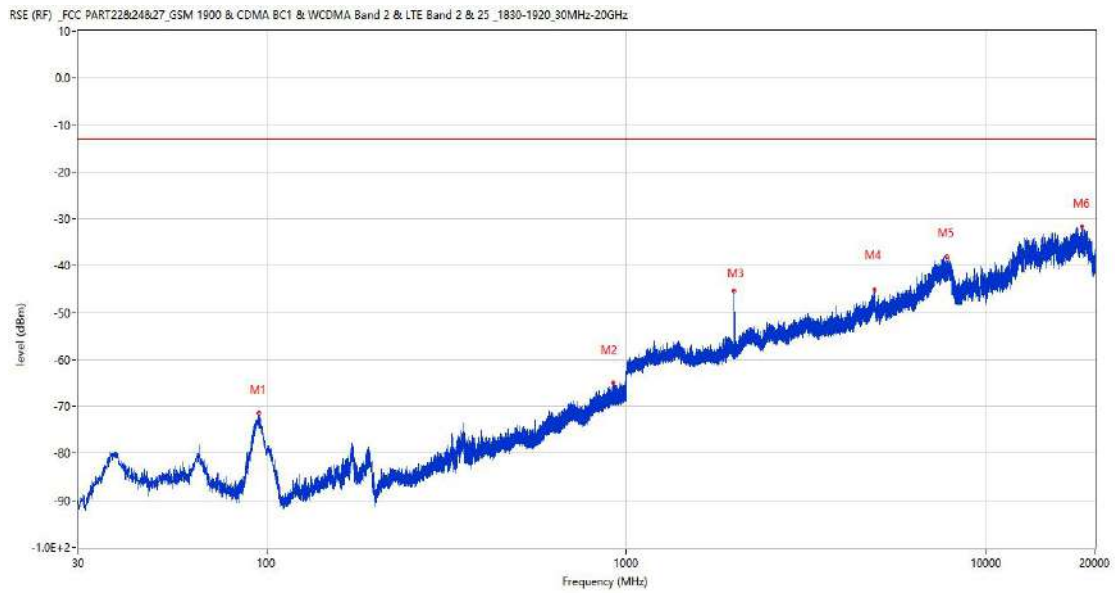
RSE-V&H EGPRS 1900 CH661



Frequency (MHz)	Result (dBm)	Factor (dB)	PK Limit (dBm)	Margin (dB)	Table (o)	ANT	EUT	Verdict
37.614	-66.94	-19.16	-13.0	53.94	35.00	Vertical	Horizontal	Pass
915.610	-64.87	2.44	-13.0	51.87	135.00	Vertical	Horizontal	Pass
2120.500	-53.50	-1.66	-13.0	40.50	149.00	Vertical	Horizontal	Pass
4860.250	-45.30	7.78	-13.0	32.30	132.00	Vertical	Horizontal	Pass
7913.000	-38.17	16.16	-13.0	25.17	299.00	Vertical	Horizontal	Pass
17794.187	-31.74	26.39	-13.0	18.74	346.00	Vertical	Horizontal	Pass

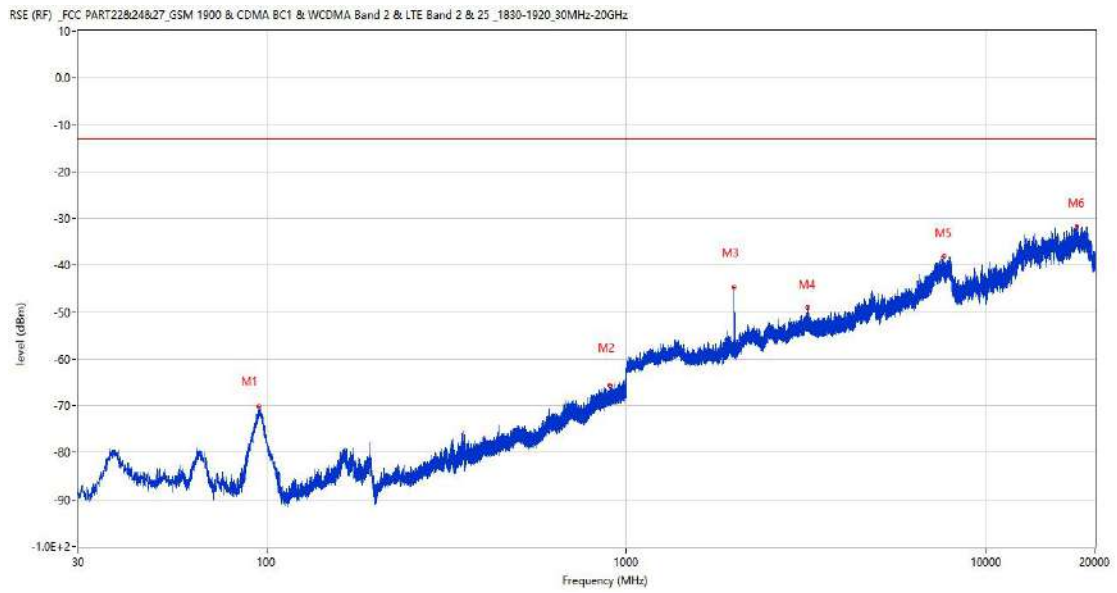
4.3 EGPRS 1900 High Channel

RSE-H&H EGPRS 1900 CH810



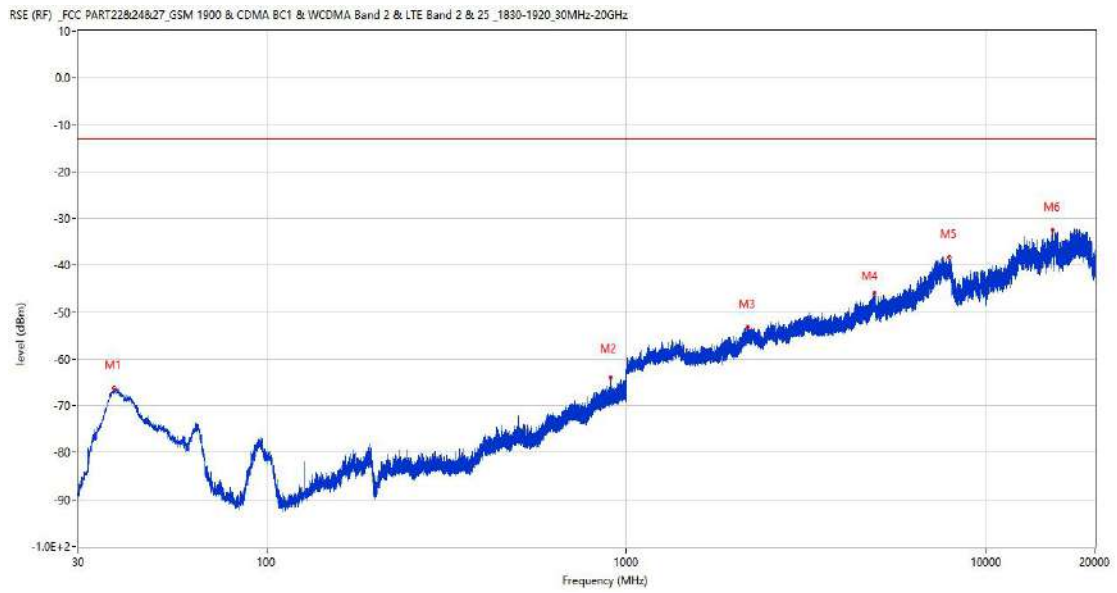
Frequency (MHz)	Result (dBm)	Factor (dB)	PK Limit (dBm)	Margin (dB)	Table (o)	ANT	EUT	Verdict
95.232	-71.51	-20.53	-13.0	58.51	257.00	Horizontal	Horizontal	Pass
915.950	-65.07	2.43	-13.0	52.07	187.00	Horizontal	Horizontal	Pass
1990.200	-45.34	-4.40	-13.0	32.34	236.00	Horizontal	Horizontal	N/A
4878.250	-45.01	7.49	-13.0	32.01	54.00	Horizontal	Horizontal	Pass
7757.250	-38.09	15.27	-13.0	25.09	32.00	Horizontal	Horizontal	Pass
18352.075	-31.65	24.58	-13.0	18.65	230.00	Horizontal	Horizontal	Pass

RSE-H&V EGPRS 1900 CH810



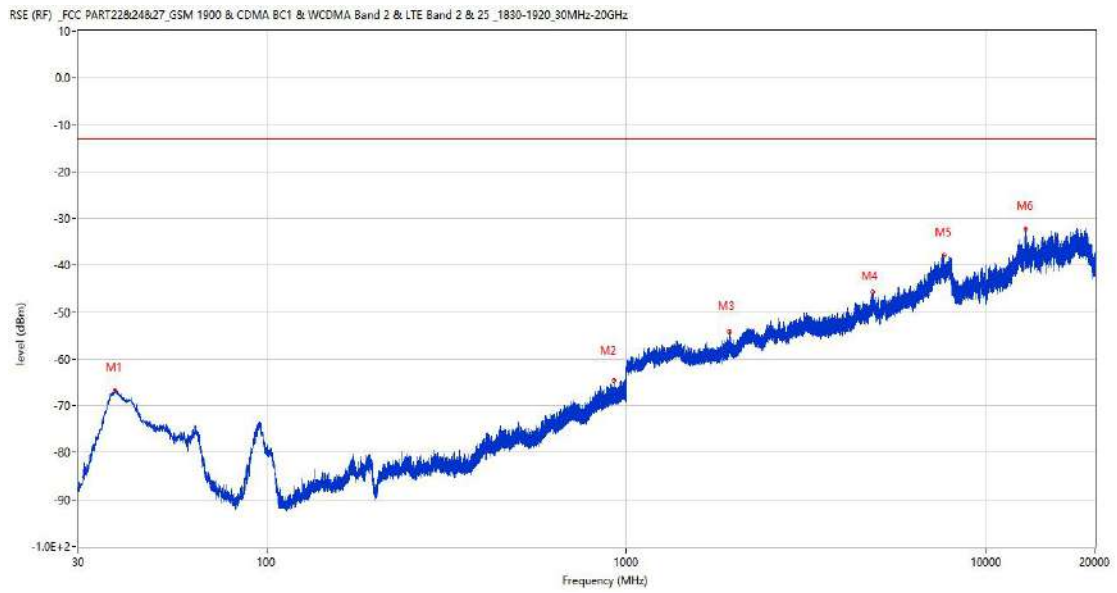
Frequency (MHz)	Result (dBm)	Factor (dB)	PK Limit (dBm)	Margin (dB)	Table (o)	ANT	EUT	Verdict
95.329	-70.26	-20.54	-13.0	57.26	249.00	Horizontal	Vertical	Pass
898.829	-65.65	2.19	-13.0	52.65	246.00	Horizontal	Vertical	Pass
1990.100	-44.72	-4.40	-13.0	31.72	237.00	Horizontal	Vertical	N/A
3178.500	-48.96	5.04	-13.0	35.96	40.00	Horizontal	Vertical	Pass
7613.250	-37.97	15.83	-13.0	24.97	220.00	Horizontal	Vertical	Pass
17797.812	-31.57	26.44	-13.0	18.57	217.00	Horizontal	Vertical	Pass

RSE-V&V EGPRS 1900 CH810



Frequency (MHz)	Result (dBm)	Factor (dB)	PK Limit (dBm)	Margin (dB)	Table (o)	ANT	EUT	Verdict
37.614	-66.32	-19.16	-13.0	53.32	137.00	Vertical	Vertical	Pass
901.254	-64.04	2.26	-13.0	51.04	177.00	Vertical	Vertical	Pass
2166.600	-53.14	-1.16	-13.0	40.14	240.00	Vertical	Vertical	Pass
4880.500	-45.98	7.45	-13.0	32.98	299.00	Vertical	Vertical	Pass
7856.750	-38.29	16.46	-13.0	25.29	160.00	Vertical	Vertical	Pass
15206.662	-32.43	24.36	-13.0	19.43	301.00	Vertical	Vertical	Pass

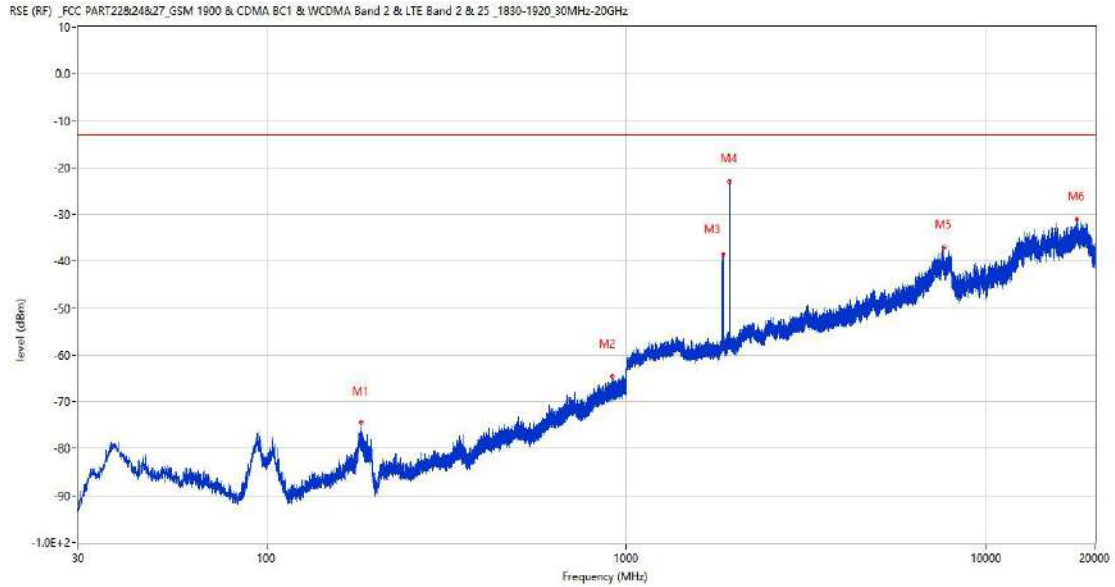
RSE-V&H EGPRS 1900 CH810



Frequency (MHz)	Result (dBm)	Factor (dB)	PK Limit (dBm)	Margin (dB)	Table (o)	ANT	EUT	Verdict
37.954	-66.67	-19.09	-13.0	53.67	109.00	Vertical	Horizontal	Pass
923.321	-64.54	2.64	-13.0	51.54	345.00	Vertical	Horizontal	Pass
1929.400	-54.17	-2.74	-13.0	41.17	191.00	Vertical	Horizontal	Pass
4822.250	-45.78	7.69	-13.0	32.78	212.00	Vertical	Horizontal	Pass
7614.000	-37.84	15.78	-13.0	24.84	111.00	Vertical	Horizontal	Pass
12794.588	-32.29	22.36	-13.0	19.29	33.00	Vertical	Horizontal	Pass

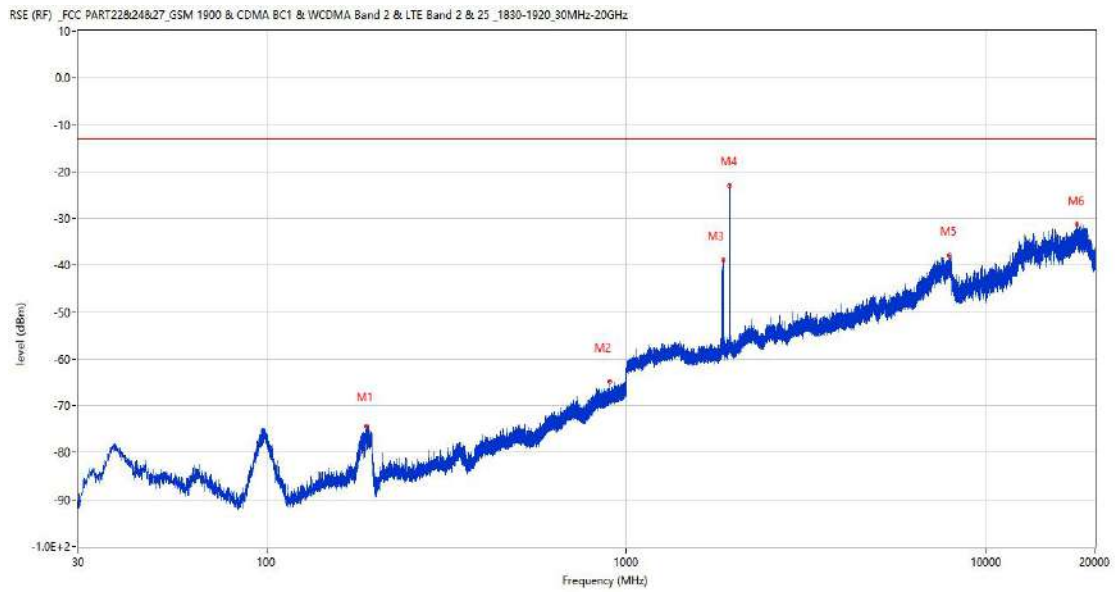
WCDMA
 5 WCDMA Band 2
 5.1 WCDMA Band 2 Low Channel

RSE-H&H WCDMA Band 2 CH9262



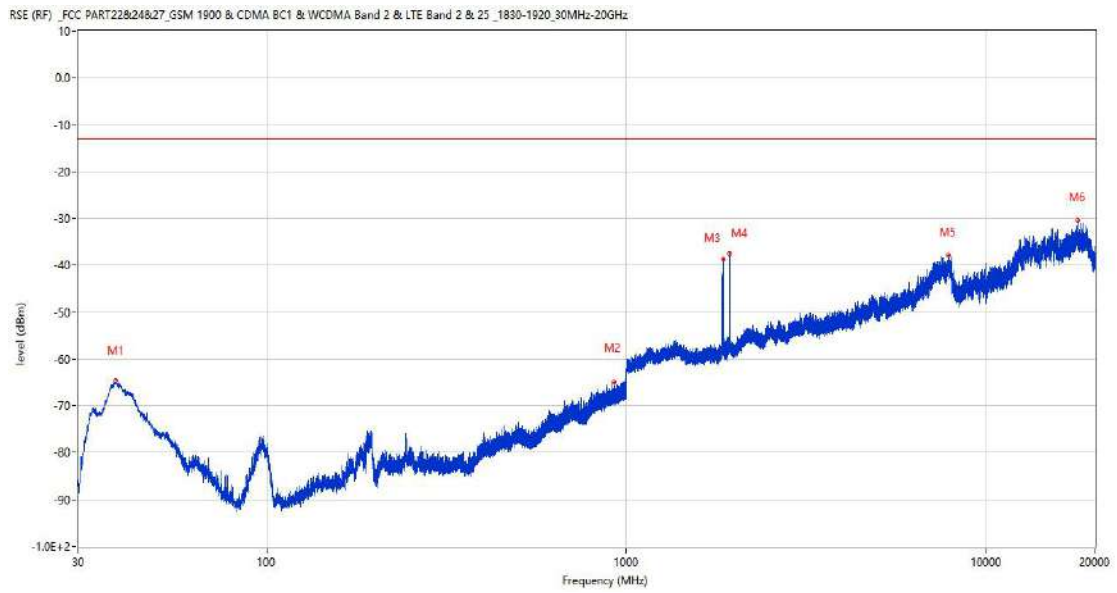
Frequency (MHz)	Result (dBm)	Factor (dB)	PK Limit (dBm)	Margin (dB)	Table (o)	ANT	EUT	Verdict
183.308	-74.39	-15.49	-13.0	61.39	78.00	Horizontal	Horizontal	Pass
913.039	-64.53	2.46	-13.0	51.53	55.00	Horizontal	Horizontal	Pass
1853.800	-38.50	-3.46	-13.0	25.50	36.00	Horizontal	Horizontal	N/A
1933.800	-22.91	-3.71	-13.0	9.91	244.00	Horizontal	Horizontal	N/A
7595.000	-37.01	16.44	-13.0	24.01	242.00	Horizontal	Horizontal	Pass
17800.712	-31.03	26.46	-13.0	18.03	310.00	Horizontal	Horizontal	Pass

RSE-H&V WCDMA Band 2 CH9262



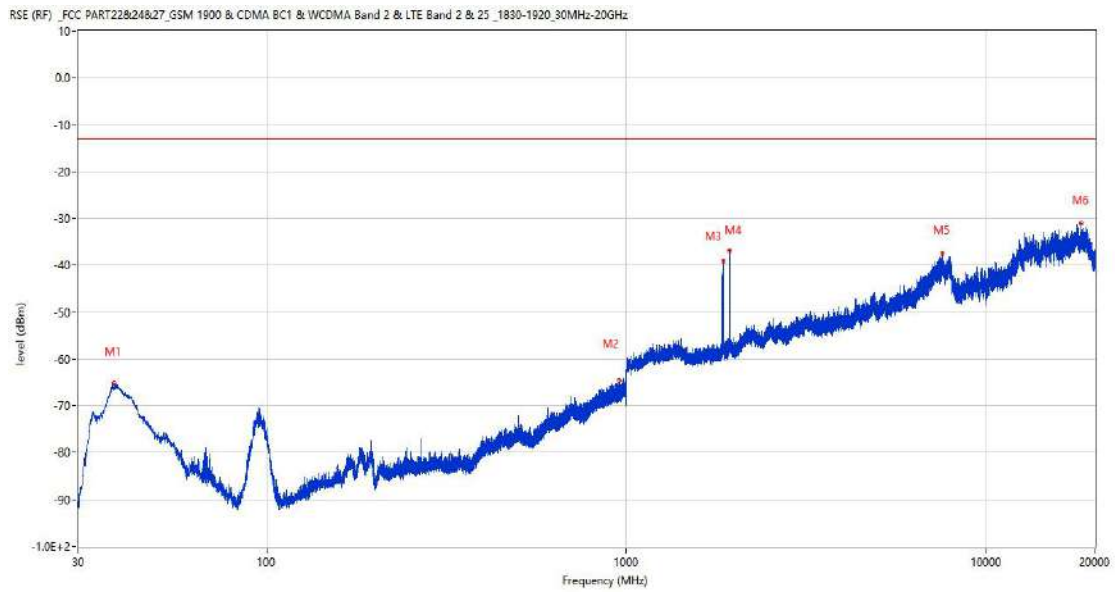
Frequency (MHz)	Result (dBm)	Factor (dB)	PK Limit (dBm)	Margin (dB)	Table (o)	ANT	EUT	Verdict
190.050	-74.36	-15.38	-13.0	61.36	55.00	Horizontal	Vertical	Pass
894.998	-64.87	2.18	-13.0	51.87	294.00	Horizontal	Vertical	Pass
1852.000	-38.92	-3.46	-13.0	25.92	235.00	Horizontal	Vertical	N/A
1931.900	-22.84	-3.77	-13.0	9.84	250.00	Horizontal	Vertical	N/A
7859.000	-37.76	16.57	-13.0	24.76	263.00	Horizontal	Vertical	Pass
17790.925	-31.27	26.35	-13.0	18.27	237.00	Horizontal	Vertical	Pass

RSE-V&V WCDMA Band 2 CH9262



Frequency (MHz)	Result (dBm)	Factor (dB)	PK Limit (dBm)	Margin (dB)	Table (o)	ANT	EUT	Verdict
38.051	-64.68	-19.09	-13.0	51.68	107.00	Vertical	Vertical	Pass
924.583	-64.96	2.63	-13.0	51.96	0.00	Vertical	Vertical	Pass
1852.100	-38.76	-3.46	-13.0	25.76	145.00	Vertical	Vertical	N/A
1933.300	-37.54	-3.73	-13.0	24.54	179.00	Vertical	Vertical	N/A
7837.000	-37.88	15.61	-13.0	24.88	192.00	Vertical	Vertical	Pass
17859.074	-30.42	25.79	-13.0	17.42	10.00	Vertical	Vertical	Pass

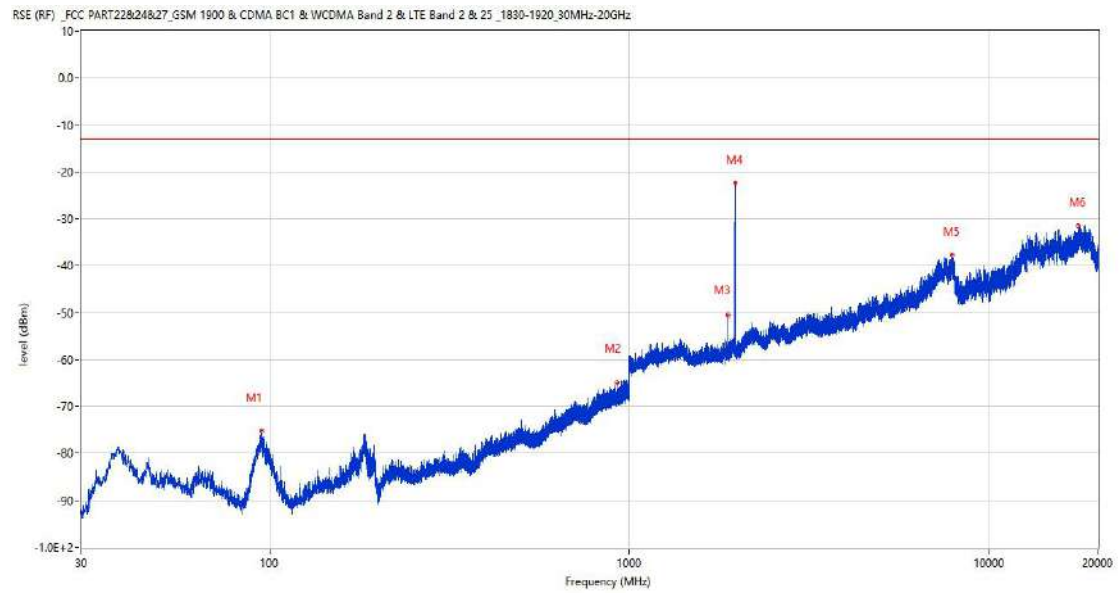
RSE-V&H WCDMA Band 2 CH9262



Frequency (MHz)	Result (dBm)	Factor (dB)	PK Limit (dBm)	Margin (dB)	Table (o)	ANT	EUT	Verdict
37.760	-65.17	-19.13	-13.0	52.17	100.00	Vertical	Horizontal	Pass
953.586	-64.61	2.98	-13.0	51.61	65.00	Vertical	Horizontal	Pass
1852.200	-39.08	-3.46	-13.0	26.08	36.00	Vertical	Horizontal	N/A
1933.500	-36.89	-3.72	-13.0	23.89	190.00	Vertical	Horizontal	N/A
7531.250	-37.42	16.41	-13.0	24.42	355.00	Vertical	Horizontal	Pass
18300.963	-31.07	24.62	-13.0	18.07	274.00	Vertical	Horizontal	Pass

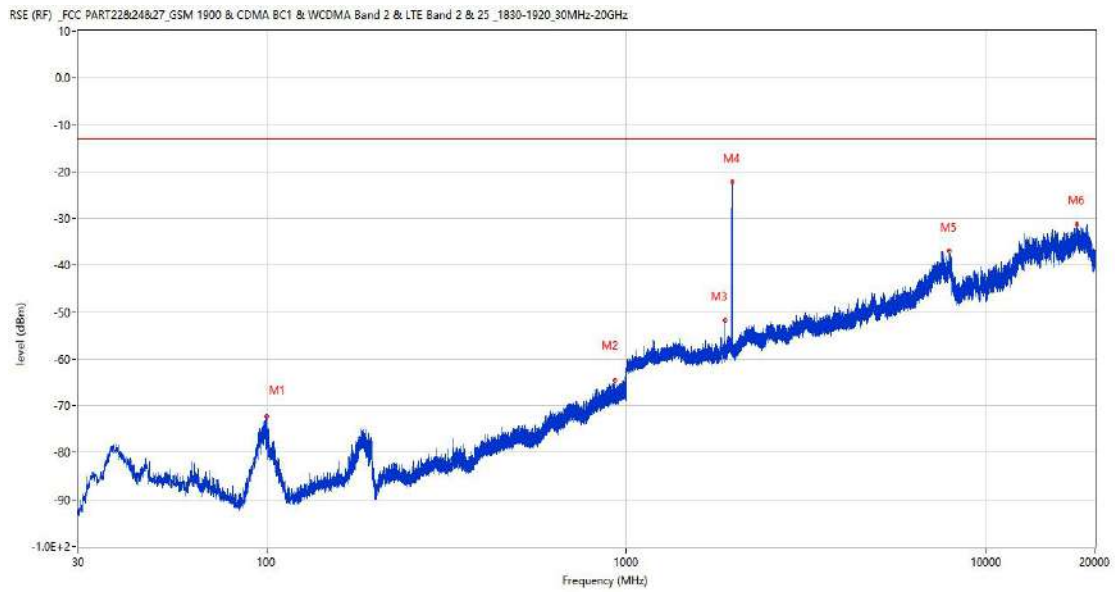
5.2 WCDMA Band 2 Middle Channel

RSE-H&H WCDMA Band 2 CH9400



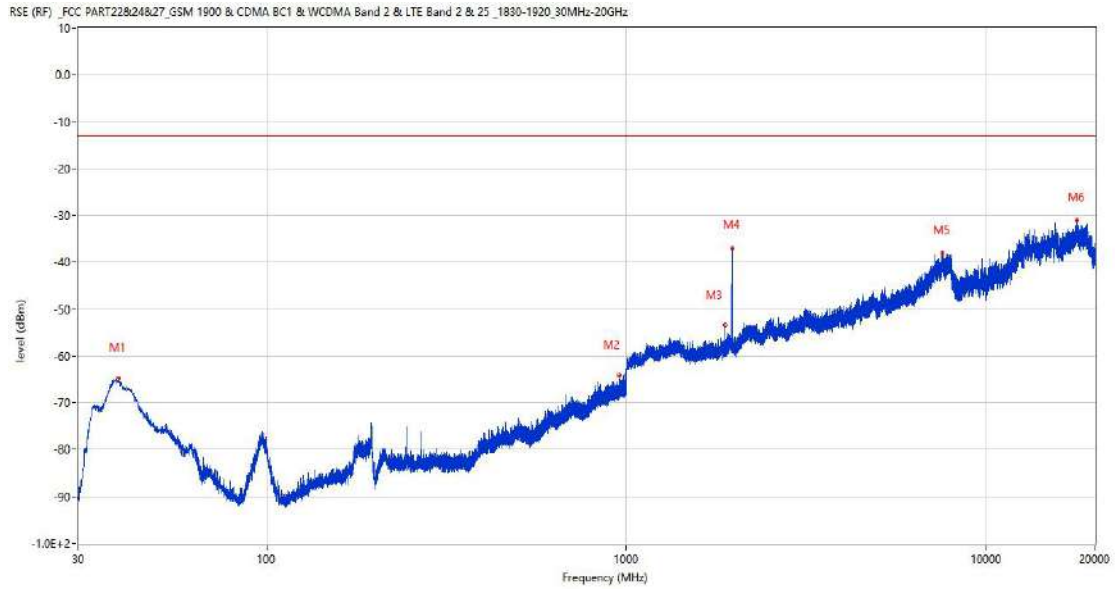
Frequency (MHz)	Result (dBm)	Factor (dB)	PK Limit (dBm)	Margin (dB)	Table (o)	ANT	EUT	Verdict
95.281	-75.08	-20.54	-13.0	62.08	68.00	Horizontal	Horizontal	Pass
920.994	-65.03	2.54	-13.0	52.03	9.00	Horizontal	Horizontal	Pass
1879.100	-50.40	-3.02	-13.0	37.40	186.00	Horizontal	Horizontal	N/A
1959.600	-22.33	-4.49	-13.0	9.33	247.00	Horizontal	Horizontal	N/A
7881.500	-37.71	16.91	-13.0	24.71	55.00	Horizontal	Horizontal	Pass
17582.488	-31.46	25.85	-13.0	18.46	164.00	Horizontal	Horizontal	Pass

RSE-H&V WCDMA Band 2 CH9400



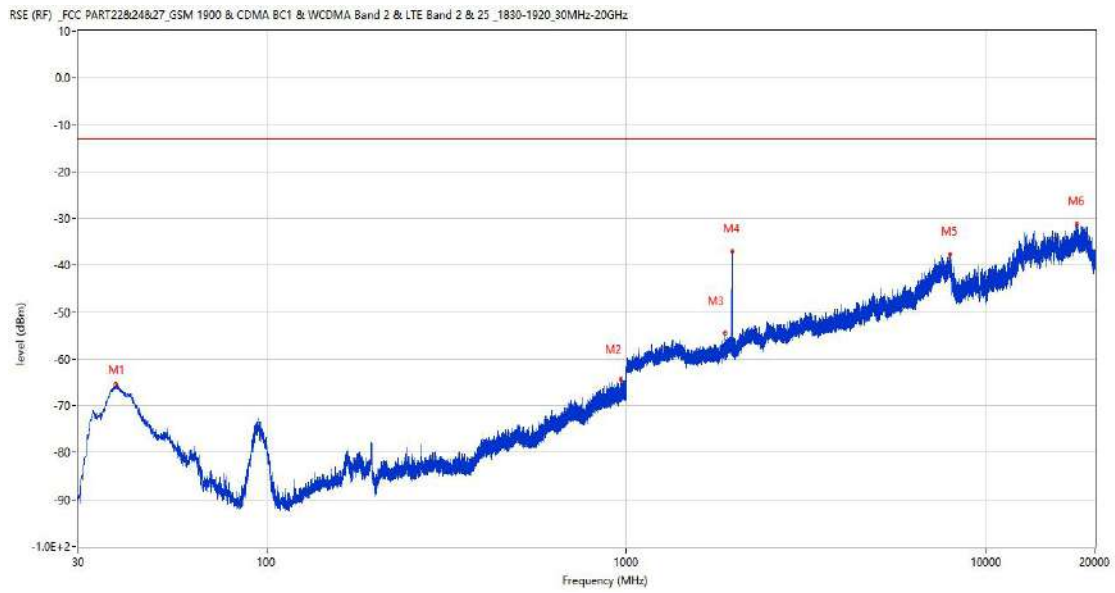
Frequency (MHz)	Result (dBm)	Factor (dB)	PK Limit (dBm)	Margin (dB)	Table (o)	ANT	EUT	Verdict
99.985	-72.26	-21.14	-13.0	59.26	27.00	Horizontal	Vertical	Pass
927.541	-64.59	2.62	-13.0	51.59	144.00	Horizontal	Vertical	Pass
1880.500	-51.81	-3.03	-13.0	38.81	1.00	Horizontal	Vertical	N/A
1959.800	-22.05	-4.45	-13.0	9.05	242.00	Horizontal	Vertical	N/A
7849.750	-36.79	16.03	-13.0	23.79	134.00	Horizontal	Vertical	Pass
17823.187	-31.13	26.19	-13.0	18.13	43.00	Horizontal	Vertical	Pass

RSE-V&V WCDMA Band 2 CH9400



Frequency (MHz)	Result (dBm)	Factor (dB)	PK Limit (dBm)	Margin (dB)	Table (o)	ANT	EUT	Verdict
38.633	-64.85	-19.16	-13.0	51.85	72.00	Vertical	Vertical	Pass
954.265	-64.17	3.02	-13.0	51.17	120.00	Vertical	Vertical	Pass
1880.600	-53.39	-3.03	-13.0	40.39	59.00	Vertical	Vertical	N/A
1959.500	-36.93	-4.50	-13.0	23.93	222.00	Vertical	Vertical	N/A
7534.500	-38.15	16.58	-13.0	25.15	54.00	Vertical	Vertical	Pass
17813.037	-31.01	26.31	-13.0	18.01	262.00	Vertical	Vertical	Pass

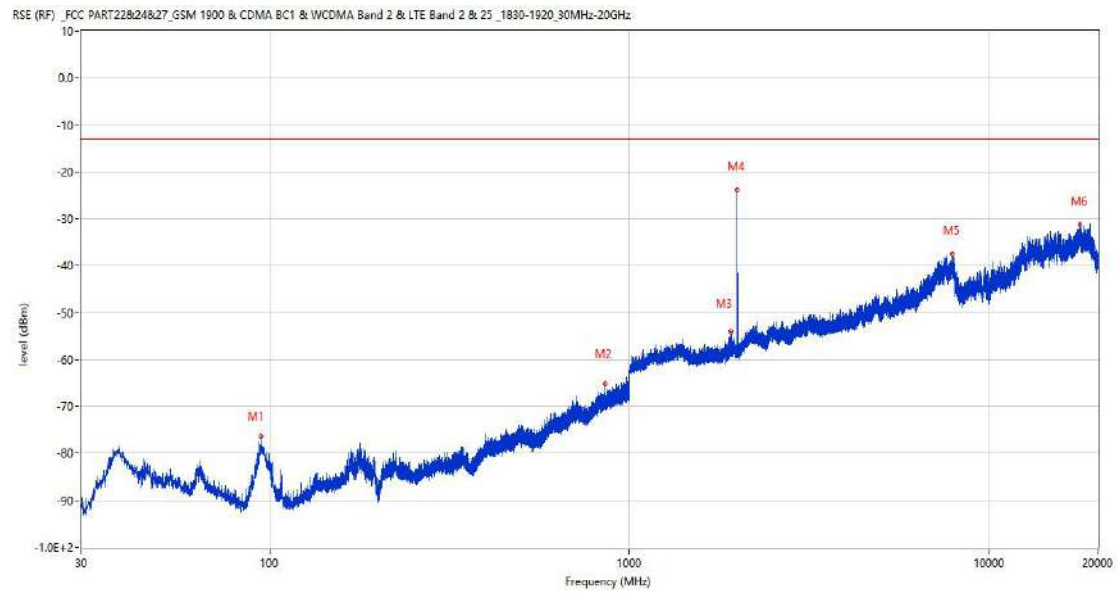
RSE-V&H WCDMA Band 2 CH9400



Frequency (MHz)	Result (dBm)	Factor (dB)	PK Limit (dBm)	Margin (dB)	Table (o)	ANT	EUT	Verdict
38.099	-65.41	-19.10	-13.0	52.41	91.00	Vertical	Horizontal	Pass
962.800	-64.46	3.20	-13.0	51.46	254.00	Vertical	Horizontal	Pass
1880.700	-54.44	-3.03	-13.0	41.44	119.00	Vertical	Horizontal	N/A
1960.600	-36.96	-4.31	-13.0	23.96	168.00	Vertical	Horizontal	N/A
7902.500	-37.69	16.93	-13.0	24.69	271.00	Vertical	Horizontal	Pass
17801.802	-31.25	26.45	-13.0	18.25	317.00	Vertical	Horizontal	Pass

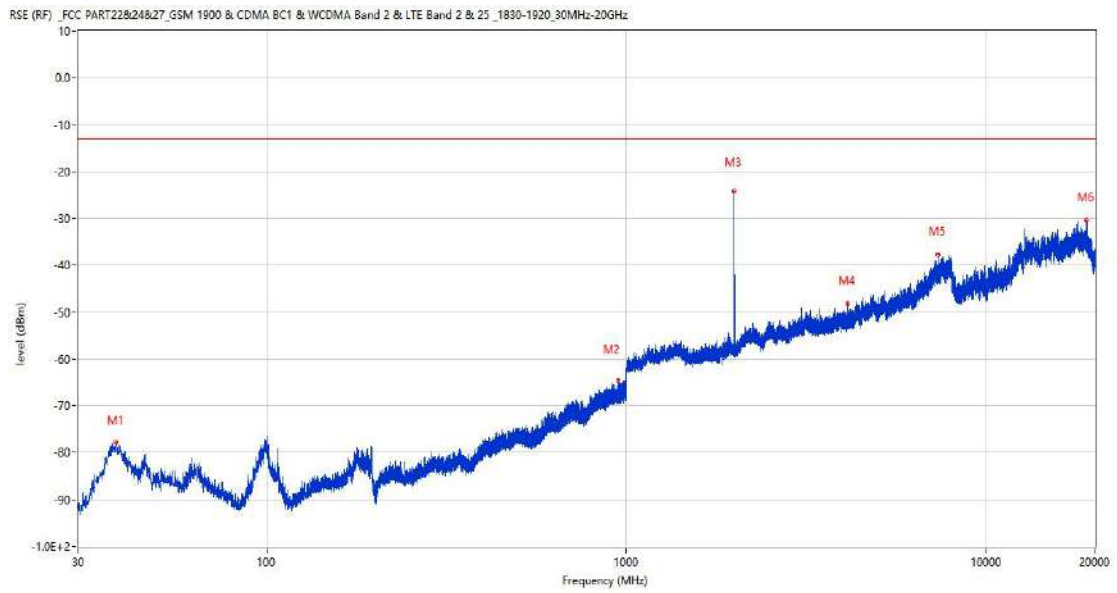
5.3 WCDMA Band 2 High Channel

RSE-H&H WCDMA Band 2 CH9538



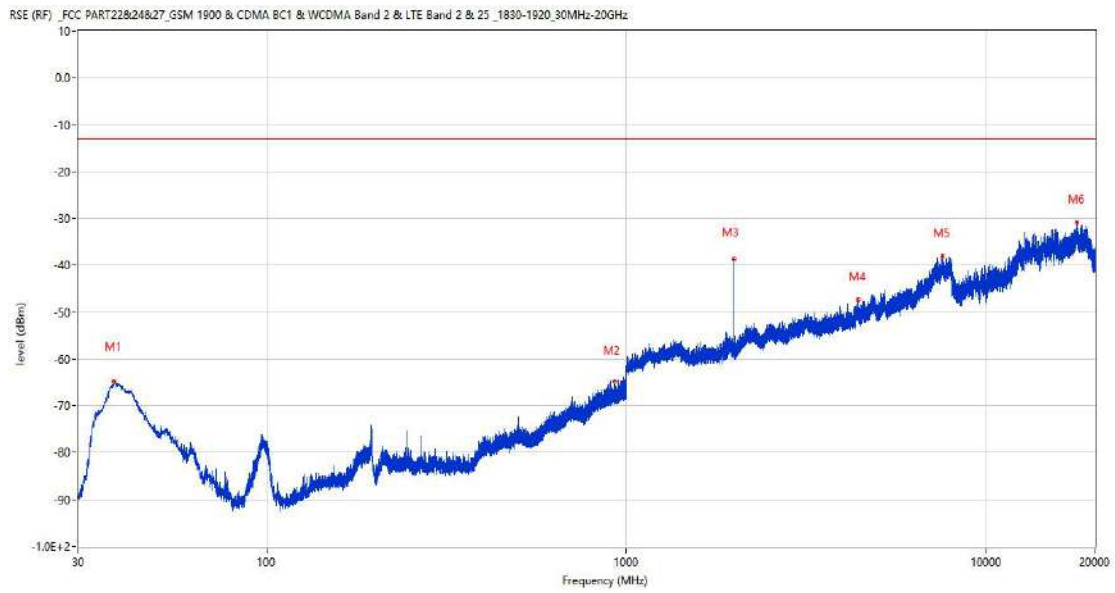
Frequency (MHz)	Result (dBm)	Factor (dB)	PK Limit (dBm)	Margin (dB)	Table (o)	ANT	EUT	Verdict
94.602	-76.39	-20.51	-13.0	63.39	216.00	Horizontal	Horizontal	Pass
852.802	-65.14	1.34	-13.0	52.14	42.00	Horizontal	Horizontal	Pass
1908.300	-54.01	-2.68	-13.0	41.01	20.00	Horizontal	Horizontal	N/A
1987.300	-23.78	-4.75	-13.0	10.78	244.00	Horizontal	Horizontal	N/A
7862.750	-37.49	16.81	-13.0	24.49	215.00	Horizontal	Horizontal	Pass
17791.287	-31.16	26.35	-13.0	18.16	151.00	Horizontal	Horizontal	Pass

RSE-H&V WCDMA Band 2 CH9538



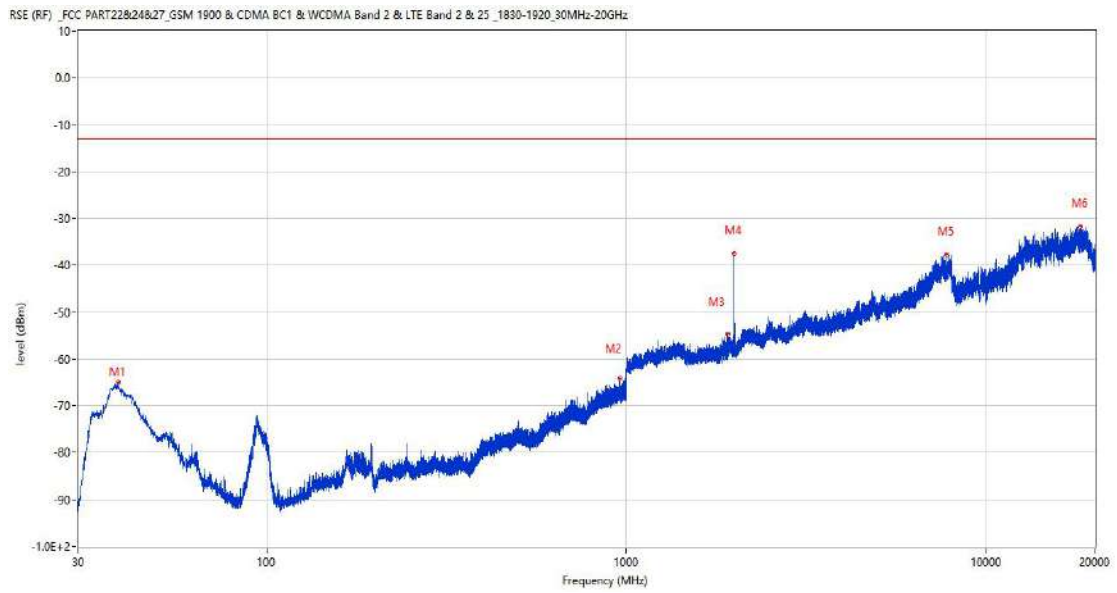
Frequency (MHz)	Result (dBm)	Factor (dB)	PK Limit (dBm)	Margin (dB)	Table (o)	ANT	EUT	Verdict
38.099	-77.88	-19.10	-13.0	64.88	348.00	Horizontal	Vertical	Pass
946.068	-64.61	2.70	-13.0	51.61	292.00	Horizontal	Vertical	Pass
1986.300	-24.23	-4.66	-13.0	11.23	240.00	Horizontal	Vertical	N/A
4110.750	-48.21	5.61	-13.0	35.21	41.00	Horizontal	Vertical	Pass
7330.500	-37.74	14.38	-13.0	24.74	120.00	Horizontal	Vertical	Pass
18937.874	-30.36	24.02	-13.0	17.36	106.00	Horizontal	Vertical	Pass

RSE-V&V WCDMA Band 2 CH9538



Frequency (MHz)	Result (dBm)	Factor (dB)	PK Limit (dBm)	Margin (dB)	Table (o)	ANT	EUT	Verdict
37.614	-64.70	-19.16	-13.0	51.70	92.00	Vertical	Vertical	Pass
926.425	-64.86	2.61	-13.0	51.86	341.00	Vertical	Vertical	Pass
1986.700	-38.72	-4.76	-13.0	25.72	174.00	Vertical	Vertical	N/A
4398.500	-47.47	6.04	-13.0	34.47	11.00	Vertical	Vertical	Pass
7514.250	-38.06	15.80	-13.0	25.06	187.00	Vertical	Vertical	Pass
17797.450	-30.82	26.44	-13.0	17.82	3.00	Vertical	Vertical	Pass

RSE-V&H WCDMA Band 2 CH9538

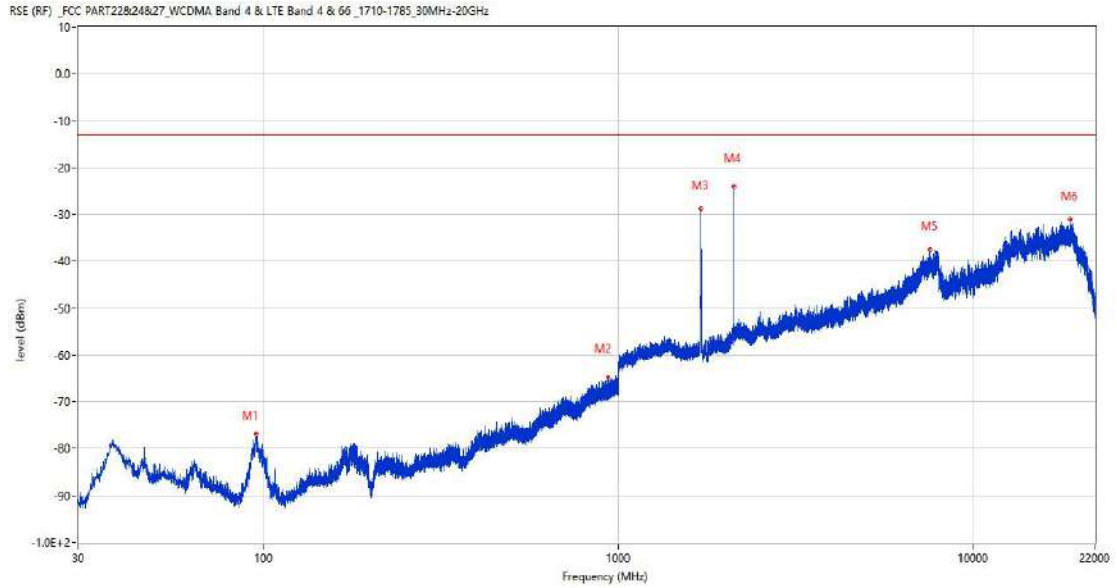


Frequency (MHz)	Result (dBm)	Factor (dB)	PK Limit (dBm)	Margin (dB)	Table (o)	ANT	EUT	Verdict
38.633	-65.05	-19.16	-13.0	52.05	111.00	Vertical	Horizontal	Pass
961.103	-64.21	3.09	-13.0	51.21	57.00	Vertical	Horizontal	Pass
1906.200	-54.66	-2.67	-13.0	41.66	285.00	Vertical	Horizontal	N/A
1986.400	-37.39	-4.68	-13.0	24.39	161.00	Vertical	Horizontal	N/A
7731.750	-37.63	15.16	-13.0	24.63	204.00	Vertical	Horizontal	Pass
18149.800	-31.60	24.77	-13.0	18.60	88.00	Vertical	Horizontal	Pass

6 WCDMA Band 4

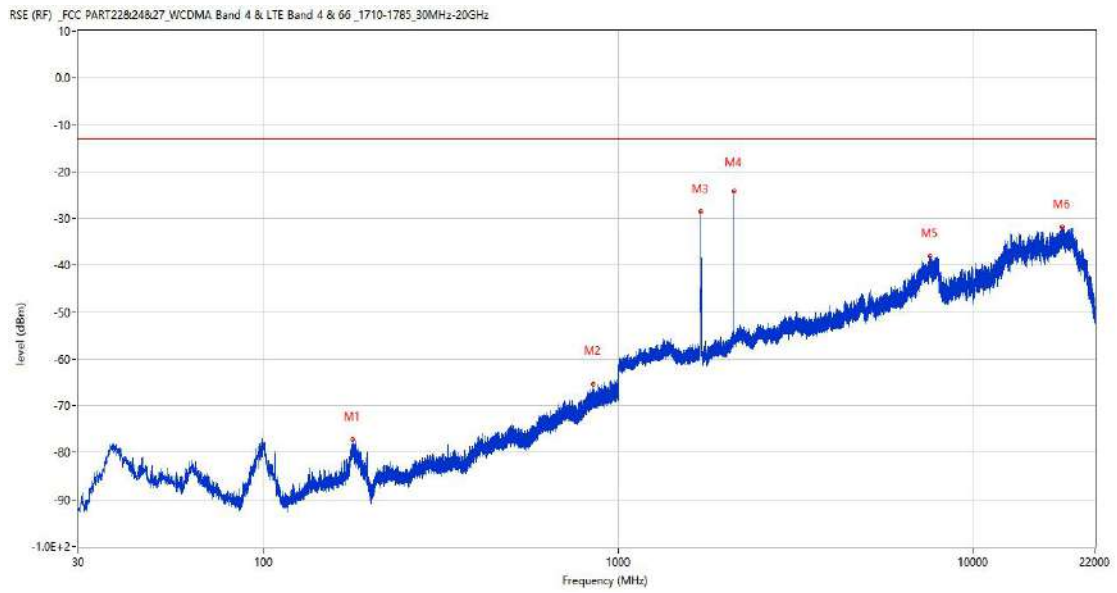
6.1 WCDMA Band 4 Low Channel

RSE-H&H WCDMA Band 4 CH1312



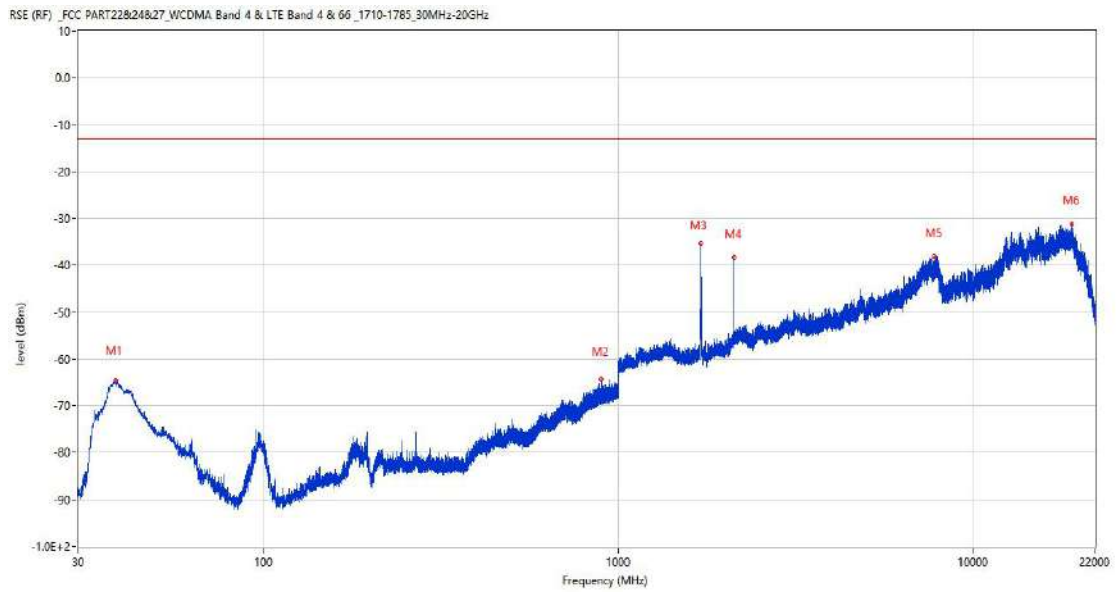
Frequency (MHz)	Result (dBm)	Factor (dB)	PK Limit (dBm)	Margin (dB)	Table (o)	ANT	EUT	Verdict
95.426	-76.75	-20.57	-13.0	63.75	247.00	Horizontal	Horizontal	Pass
933.264	-64.86	2.59	-13.0	51.86	267.00	Horizontal	Horizontal	Pass
1712.300	-28.75	-3.96	-13.0	15.75	35.00	Horizontal	Horizontal	N/A
2111.900	-23.97	-1.67	-13.0	10.97	235.00	Horizontal	Horizontal	N/A
7526.000	-37.46	16.16	-13.0	24.46	156.00	Horizontal	Horizontal	Pass
18678.788	-31.08	24.26	-13.0	18.08	355.00	Horizontal	Horizontal	Pass

RSE-H&V WCDMA Band 4 CH1312



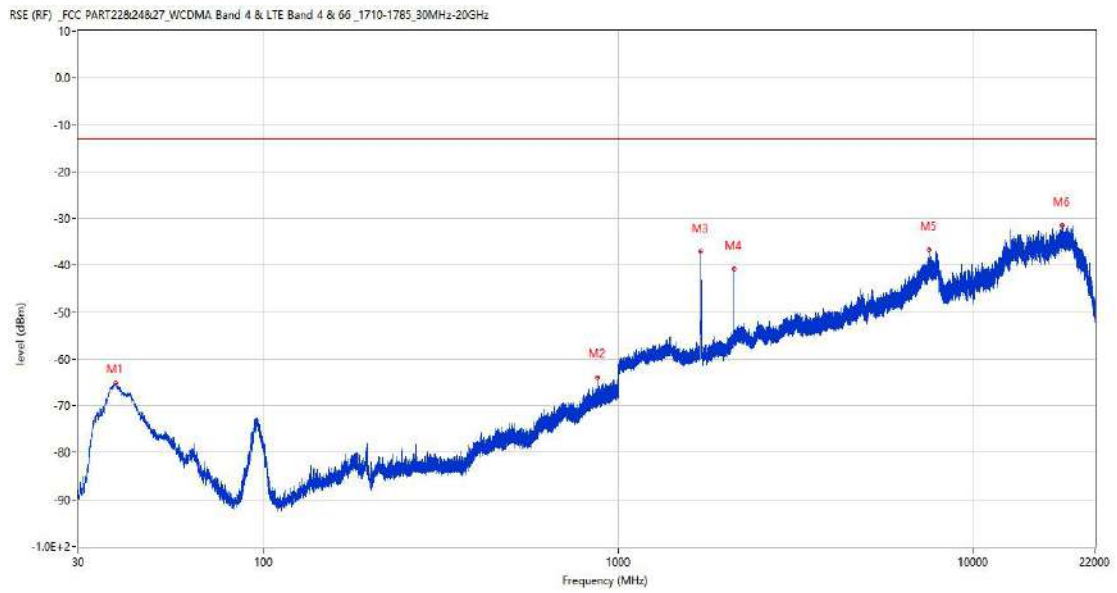
Frequency (MHz)	Result (dBm)	Factor (dB)	PK Limit (dBm)	Margin (dB)	Table (o)	ANT	EUT	Verdict
178.070	-77.18	-15.23	-13.0	64.18	287.00	Horizontal	Vertical	Pass
846.934	-65.42	1.46	-13.0	52.42	49.00	Horizontal	Vertical	Pass
1712.200	-28.46	-3.96	-13.0	15.46	162.00	Horizontal	Vertical	N/A
2113.600	-24.19	-1.74	-13.0	11.19	221.00	Horizontal	Vertical	N/A
7536.250	-38.04	16.67	-13.0	25.04	33.00	Horizontal	Vertical	Pass
17791.713	-31.80	26.36	-13.0	18.80	121.00	Horizontal	Vertical	Pass

RSE-V&V WCDMA Band 4 CH1312



Frequency (MHz)	Result (dBm)	Factor (dB)	PK Limit (dBm)	Margin (dB)	Table (o)	ANT	EUT	Verdict
38.245	-64.68	-18.92	-13.0	51.68	128.00	Vertical	Vertical	Pass
892.136	-64.42	2.22	-13.0	51.42	140.00	Vertical	Vertical	Pass
1712.200	-35.35	-3.97	-13.0	22.35	278.00	Vertical	Vertical	N/A
2111.200	-38.28	-1.70	-13.0	25.28	131.00	Vertical	Vertical	N/A
7762.250	-38.04	15.36	-13.0	25.04	276.00	Vertical	Vertical	Pass
18852.688	-31.13	24.10	-13.0	18.13	213.00	Vertical	Vertical	Pass

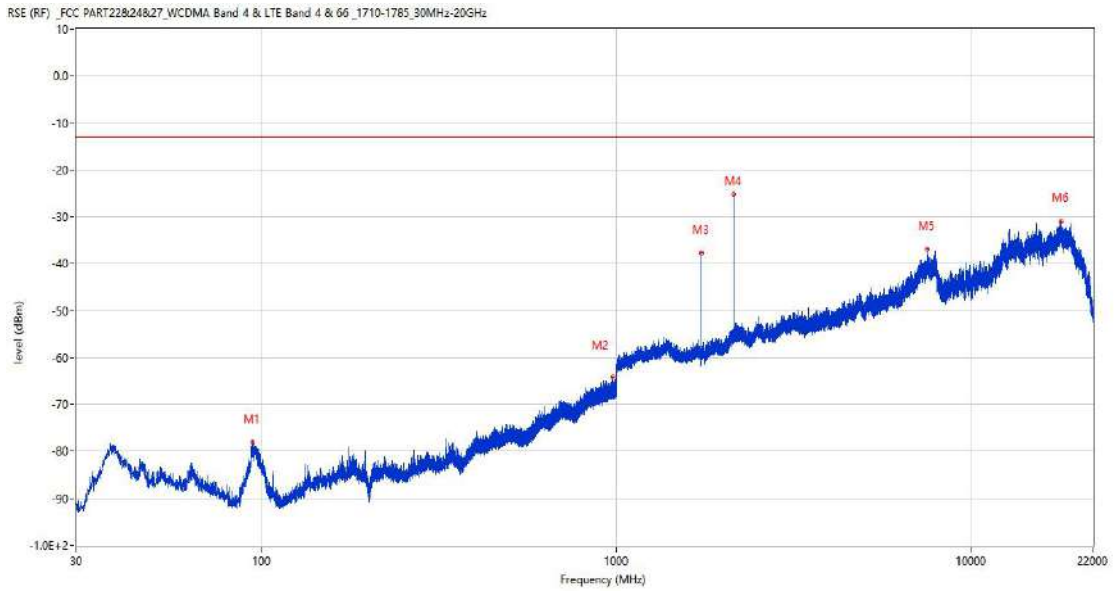
RSE-V&H WCDMA Band 4 CH1312



Frequency (MHz)	Result (dBm)	Factor (dB)	PK Limit (dBm)	Margin (dB)	Table (o)	ANT	EUT	Verdict
38.245	-65.26	-18.92	-13.0	52.26	79.00	Vertical	Horizontal	Pass
873.512	-63.86	1.96	-13.0	50.86	209.00	Vertical	Horizontal	Pass
1712.800	-36.97	-3.97	-13.0	23.97	37.00	Vertical	Horizontal	N/A
2112.100	-40.70	-1.66	-13.0	27.70	315.00	Vertical	Horizontal	N/A
7489.500	-36.66	16.81	-13.0	23.66	38.00	Vertical	Horizontal	Pass
17782.000	-31.49	26.23	-13.0	18.49	0.00	Vertical	Horizontal	Pass

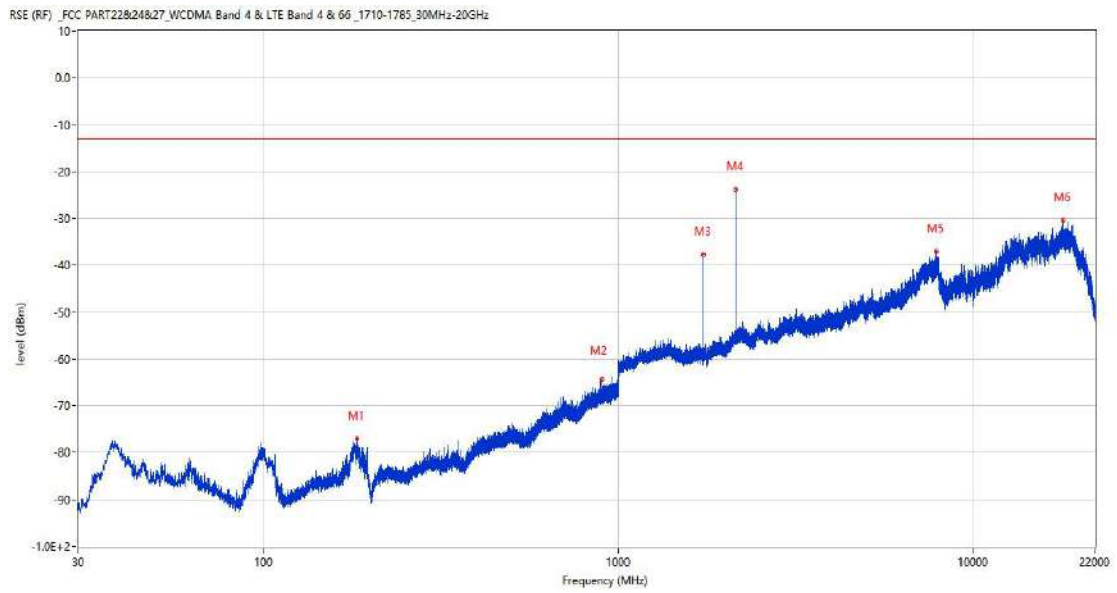
6.2 WCDMA Band 4 Middle Channel

RSE-H&H WCDMA Band 4 CH1412



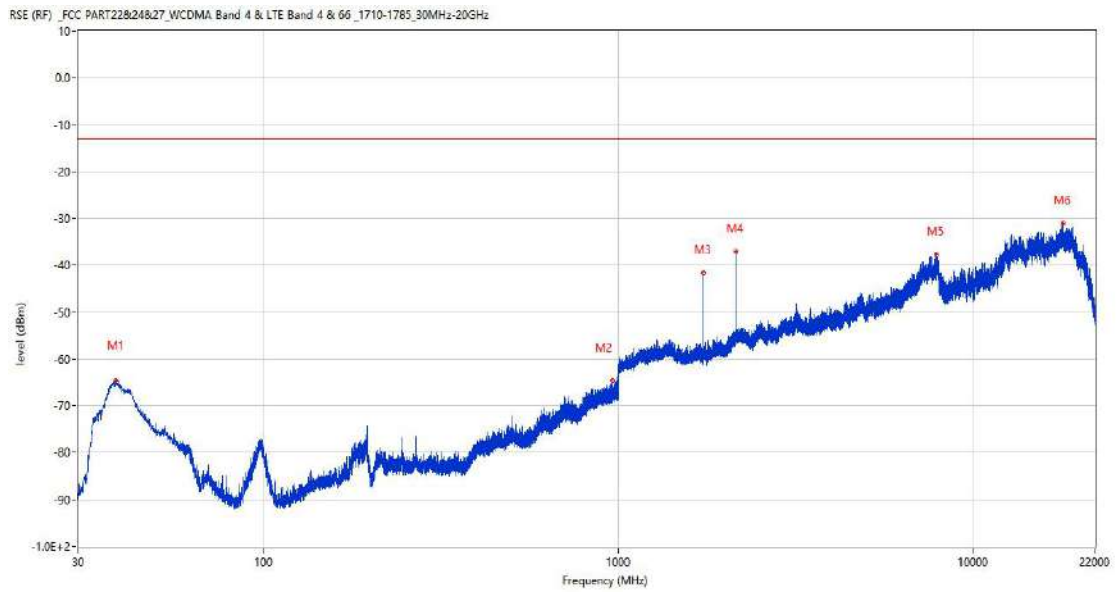
Frequency (MHz)	Result (dBm)	Factor (dB)	PK Limit (dBm)	Margin (dB)	Table (o)	ANT	EUT	Verdict
94.020	-78.01	-20.36	-13.0	65.01	79.00	Horizontal	Horizontal	Pass
973.034	-64.13	3.48	-13.0	51.13	299.00	Horizontal	Horizontal	Pass
1732.900	-37.65	-4.08	-13.0	24.65	30.00	Horizontal	Horizontal	N/A
2132.100	-25.16	-1.59	-13.0	12.16	219.00	Horizontal	Horizontal	N/A
7500.750	-36.92	16.42	-13.0	23.92	0.00	Horizontal	Horizontal	Pass
17817.612	-30.93	26.26	-13.0	17.93	156.00	Horizontal	Horizontal	Pass

RSE-H&V WCDMA Band 4 CH1412



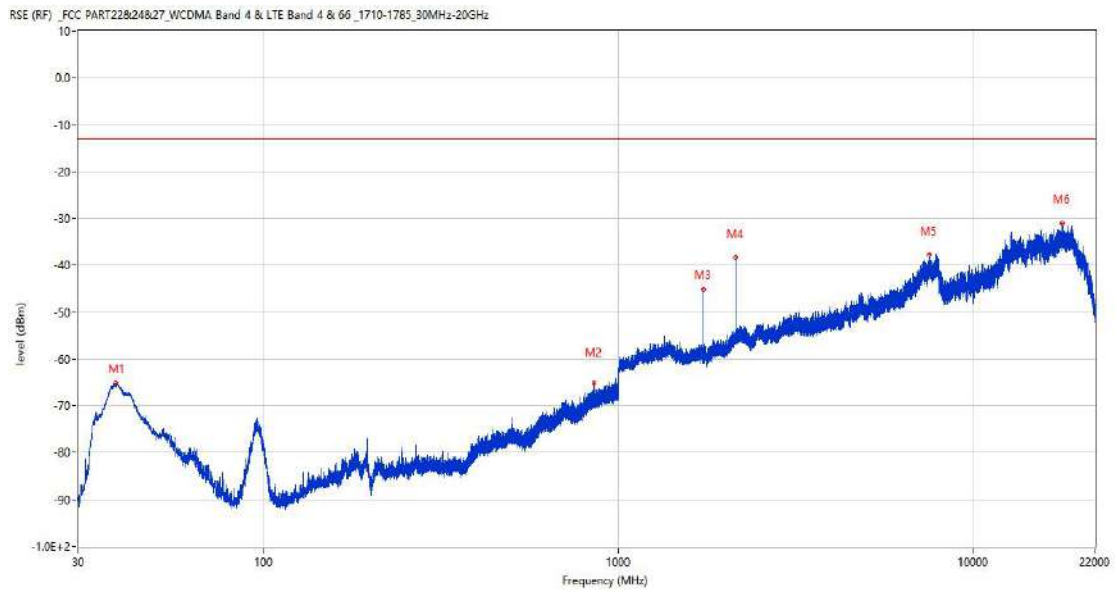
Frequency (MHz)	Result (dBm)	Factor (dB)	PK Limit (dBm)	Margin (dB)	Table (o)	ANT	EUT	Verdict
183.212	-77.07	-15.41	-13.0	64.07	75.00	Horizontal	Vertical	Pass
897.083	-64.30	2.26	-13.0	51.30	102.00	Horizontal	Vertical	Pass
1732.900	-37.71	-4.08	-13.0	24.71	204.00	Horizontal	Vertical	N/A
2132.700	-23.69	-1.55	-13.0	10.69	229.00	Horizontal	Vertical	N/A
7862.750	-36.99	16.81	-13.0	23.99	72.00	Horizontal	Vertical	Pass
17830.562	-30.40	26.10	-13.0	17.40	354.00	Horizontal	Vertical	Pass

RSE-V&V WCDMA Band 4 CH1412



Frequency (MHz)	Result (dBm)	Factor (dB)	PK Limit (dBm)	Margin (dB)	Table (o)	ANT	EUT	Verdict
38.245	-64.54	-18.92	-13.0	51.54	81.00	Vertical	Vertical	Pass
960.279	-64.63	3.13	-13.0	51.63	125.00	Vertical	Vertical	Pass
1732.700	-41.58	-4.08	-13.0	28.58	158.00	Vertical	Vertical	N/A
2132.500	-37.01	-1.49	-13.0	24.01	129.00	Vertical	Vertical	N/A
7854.750	-37.69	16.33	-13.0	24.69	166.00	Vertical	Vertical	Pass
17826.400	-31.11	26.15	-13.0	18.11	166.00	Vertical	Vertical	Pass

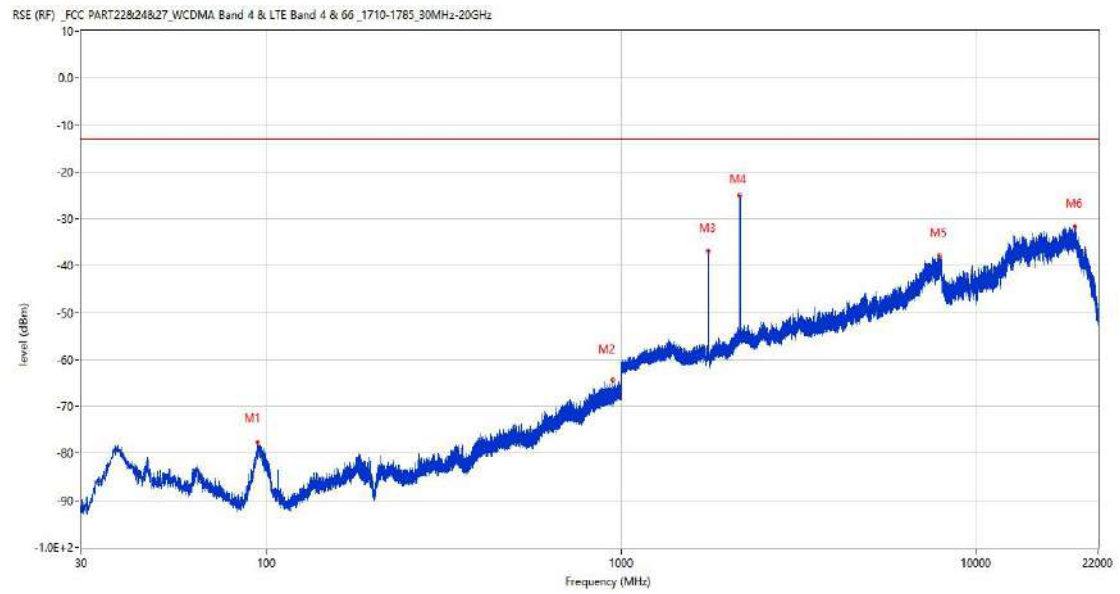
RSE-V&H WCDMA Band 4 CH1412



Frequency (MHz)	Result (dBm)	Factor (dB)	PK Limit (dBm)	Margin (dB)	Table (o)	ANT	EUT	Verdict
38.197	-65.12	-18.91	-13.0	52.12	112.00	Vertical	Horizontal	Pass
854.209	-65.15	1.55	-13.0	52.15	37.00	Vertical	Horizontal	Pass
1732.500	-45.08	-4.08	-13.0	32.08	11.00	Vertical	Horizontal	N/A
2132.600	-38.35	-1.55	-13.0	25.35	321.00	Vertical	Horizontal	N/A
7501.500	-37.63	16.37	-13.0	24.63	313.00	Vertical	Horizontal	Pass
17788.938	-30.92	26.32	-13.0	17.92	66.00	Vertical	Horizontal	Pass

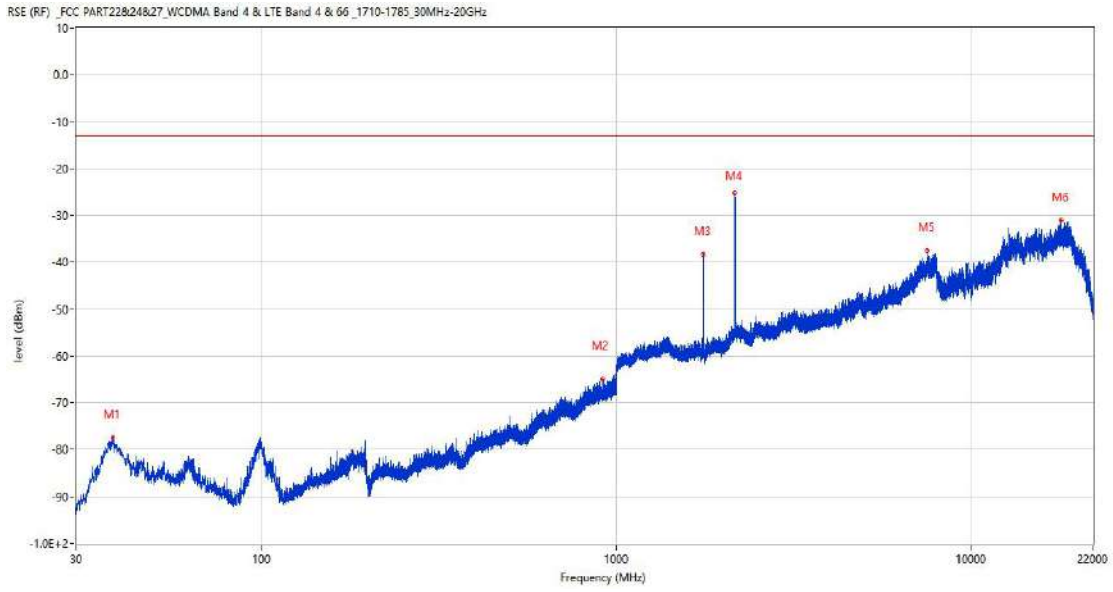
6.3 WCDMA Band 4 High Channel

RSE-H&H WCDMA Band 4 CH1513



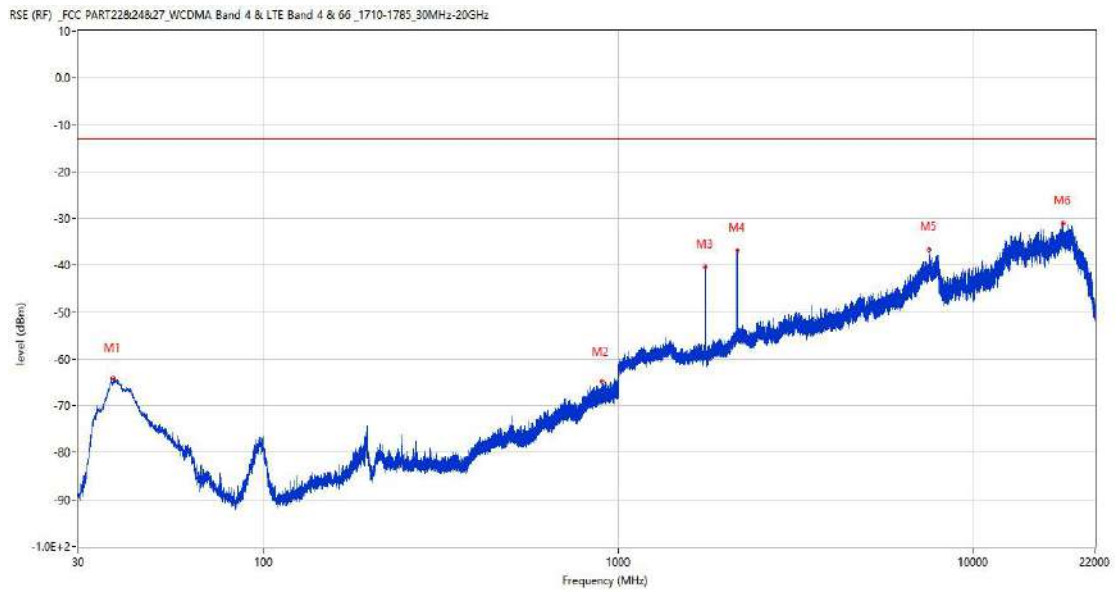
Frequency (MHz)	Result (dBm)	Factor (dB)	PK Limit (dBm)	Margin (dB)	Table (o)	ANT	EUT	Verdict
94.068	-77.69	-20.36	-13.0	64.69	218.00	Horizontal	Horizontal	Pass
940.927	-64.40	2.67	-13.0	51.40	116.00	Horizontal	Horizontal	Pass
1752.000	-36.82	-4.19	-13.0	23.82	32.00	Horizontal	Horizontal	N/A
2152.300	-25.01	-1.21	-13.0	12.01	305.00	Horizontal	Horizontal	N/A
7863.000	-37.90	16.81	-13.0	24.90	350.00	Horizontal	Horizontal	Pass
18915.125	-31.57	24.04	-13.0	18.57	133.00	Horizontal	Horizontal	Pass

RSE-H&V WCDMA Band 4 CH1513



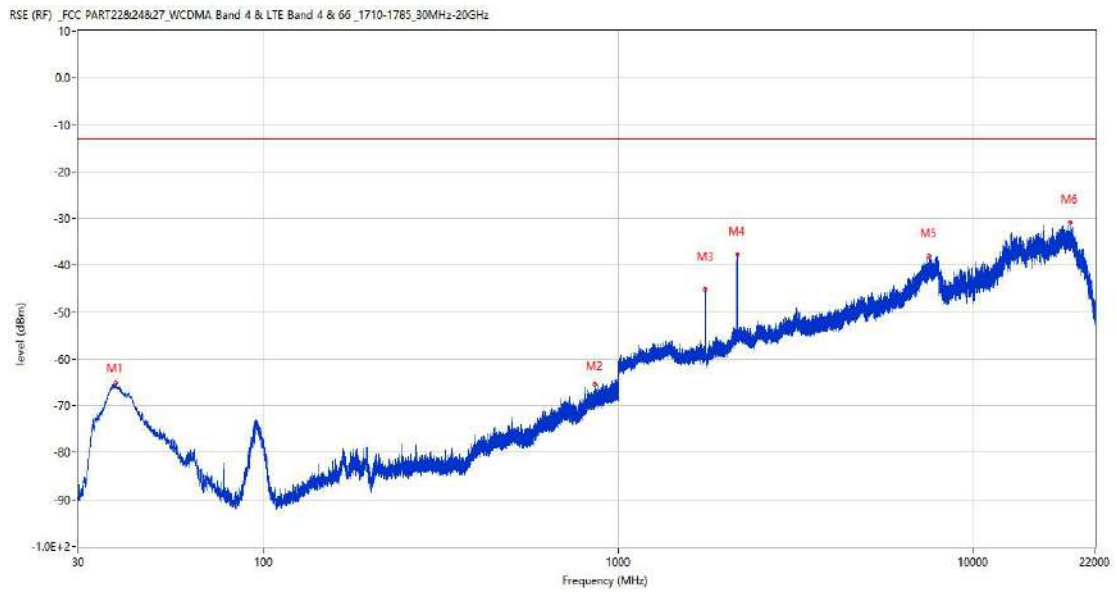
Frequency (MHz)	Result (dBm)	Factor (dB)	PK Limit (dBm)	Margin (dB)	Table (o)	ANT	EUT	Verdict
37.954	-77.43	-18.89	-13.0	64.43	334.00	Horizontal	Vertical	Pass
914.204	-64.97	2.46	-13.0	51.97	86.00	Horizontal	Vertical	Pass
1752.900	-38.22	-4.18	-13.0	25.22	348.00	Horizontal	Vertical	N/A
2152.000	-25.27	-1.20	-13.0	12.27	289.00	Horizontal	Vertical	N/A
7490.250	-37.42	16.82	-13.0	24.42	275.00	Horizontal	Vertical	Pass
17861.087	-31.10	25.77	-13.0	18.10	338.00	Horizontal	Vertical	Pass

RSE-V&V WCDMA Band 4 CH1513



Frequency (MHz)	Result (dBm)	Factor (dB)	PK Limit (dBm)	Margin (dB)	Table (o)	ANT	EUT	Verdict
37.663	-64.20	-18.96	-13.0	51.20	107.00	Vertical	Vertical	Pass
897.907	-64.85	2.30	-13.0	51.85	360.00	Vertical	Vertical	Pass
1752.800	-40.37	-4.18	-13.0	27.37	131.00	Vertical	Vertical	N/A
2152.300	-36.88	-1.19	-13.0	23.88	96.00	Vertical	Vertical	N/A
7488.000	-36.66	16.79	-13.0	23.66	142.00	Vertical	Vertical	Pass
17850.450	-31.02	25.86	-13.0	18.02	102.00	Vertical	Vertical	Pass

RSE-V&H WCDMA Band 4 CH1513

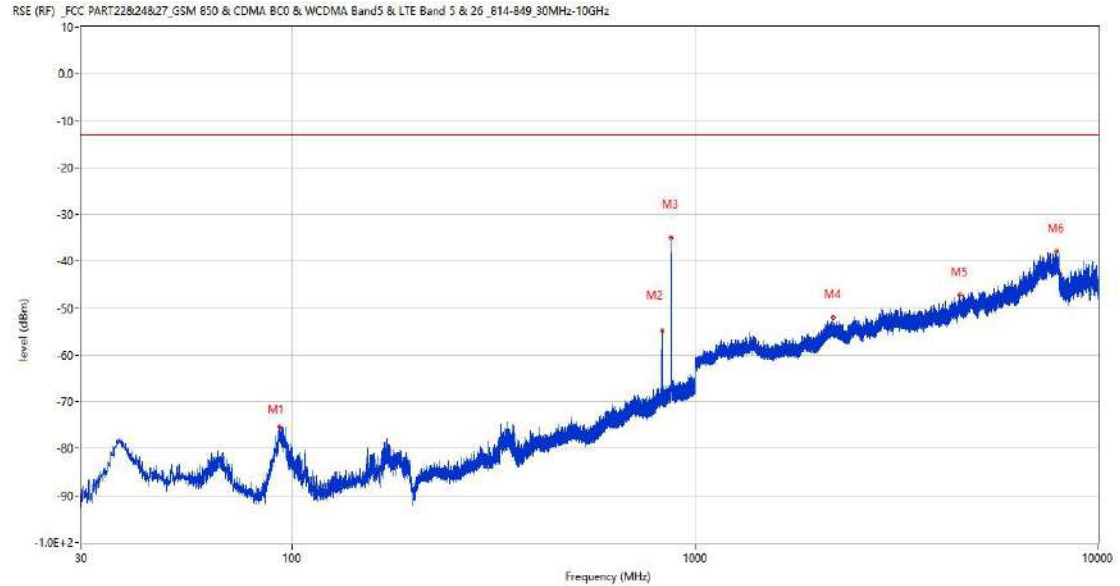


Frequency (MHz)	Result (dBm)	Factor (dB)	PK Limit (dBm)	Margin (dB)	Table (o)	ANT	EUT	Verdict
38.148	-65.18	-18.90	-13.0	52.18	65.00	Vertical	Horizontal	Pass
856.634	-65.47	1.53	-13.0	52.47	252.00	Vertical	Horizontal	Pass
1752.700	-45.09	-4.18	-13.0	32.09	338.00	Vertical	Horizontal	N/A
2152.800	-37.68	-1.19	-13.0	24.68	303.00	Vertical	Horizontal	N/A
7487.000	-38.14	16.76	-13.0	25.14	212.00	Vertical	Horizontal	Pass
18645.948	-30.89	24.30	-13.0	17.89	0.00	Vertical	Horizontal	Pass

7 WCDMA Band 5

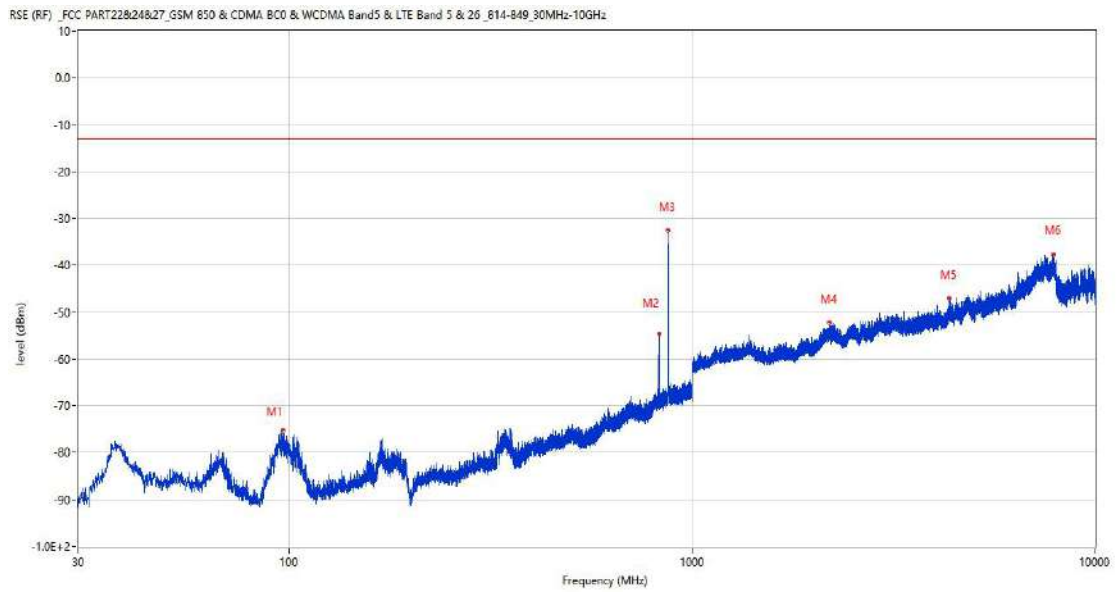
7.1 WCDMA Band 5 Low Channel

RSE-H&H WCDMA Band 5 CH4132



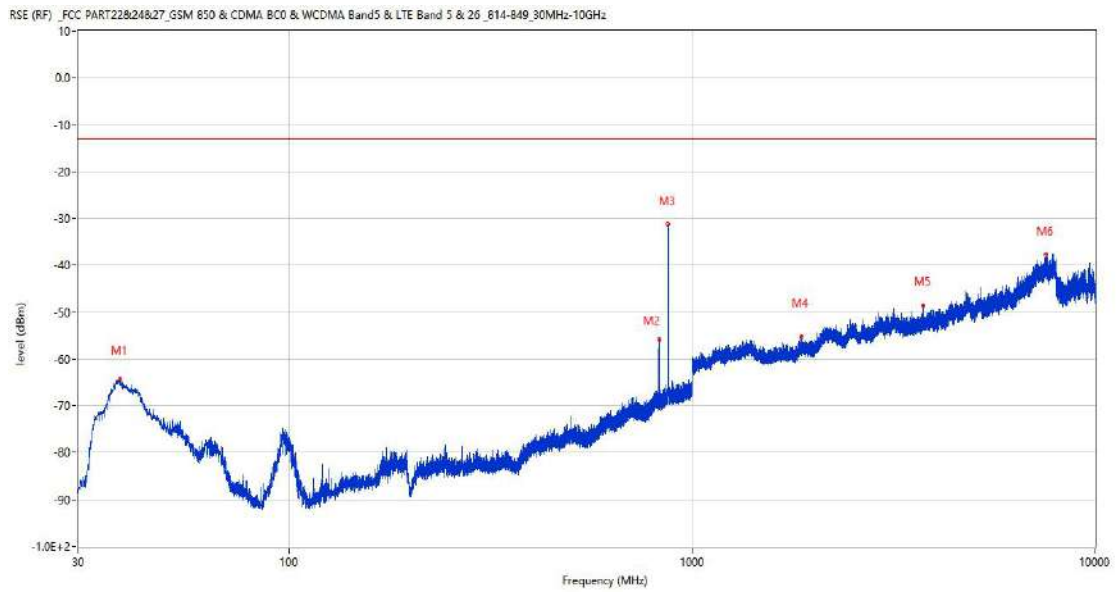
Frequency (MHz)	Result (dBm)	Factor (dB)	PK Limit (dBm)	Margin (dB)	Table (o)	ANT	EUT	Verdict
93.050	-75.35	-20.23	-13.0	62.35	89.00	Horizontal	Horizontal	Pass
826.068	-54.86	2.03	-13.0	41.86	62.00	Horizontal	Horizontal	N/A
871.960	-34.89	2.16	-13.0	21.89	18.00	Horizontal	Horizontal	N/A
2200.700	-51.96	-0.38	-13.0	38.96	317.00	Horizontal	Horizontal	Pass
4540.500	-47.21	6.94	-13.0	34.21	147.00	Horizontal	Horizontal	Pass
7878.750	-37.92	17.07	-13.0	24.92	54.00	Horizontal	Horizontal	Pass

RSE-H&V WCDMA Band 5 CH4132



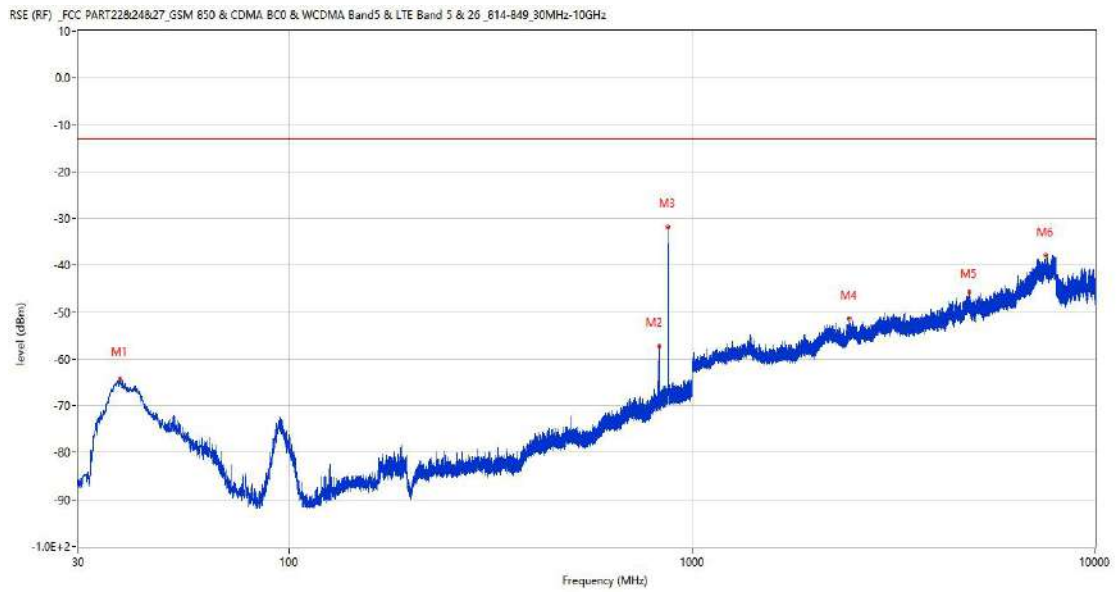
Frequency (MHz)	Result (dBm)	Factor (dB)	PK Limit (dBm)	Margin (dB)	Table (o)	ANT	EUT	Verdict
96.833	-75.24	-20.65	-13.0	62.24	238.00	Horizontal	Vertical	Pass
826.825	-54.55	2.03	-13.0	41.55	138.00	Horizontal	Vertical	N/A
871.785	-32.49	2.19	-13.0	19.49	98.00	Horizontal	Vertical	N/A
2189.300	-52.23	-1.01	-13.0	39.23	208.00	Horizontal	Vertical	Pass
4356.250	-46.97	6.57	-13.0	33.97	286.00	Horizontal	Vertical	Pass
7883.500	-37.55	16.86	-13.0	24.55	18.00	Horizontal	Vertical	Pass

RSE-V&V WCDMA Band 5 CH4132



Frequency (MHz)	Result (dBm)	Factor (dB)	PK Limit (dBm)	Margin (dB)	Table (o)	ANT	EUT	Verdict
38.051	-64.45	-18.90	-13.0	51.45	60.00	Vertical	Vertical	Pass
826.922	-55.94	2.03	-13.0	42.94	0.00	Vertical	Vertical	N/A
871.124	-31.23	2.21	-13.0	18.23	294.00	Vertical	Vertical	N/A
1872.900	-55.17	-3.41	-13.0	42.17	177.00	Vertical	Vertical	Pass
3743.000	-48.52	4.63	-13.0	35.52	10.00	Vertical	Vertical	Pass
7544.000	-37.69	16.62	-13.0	24.69	0.00	Vertical	Vertical	Pass

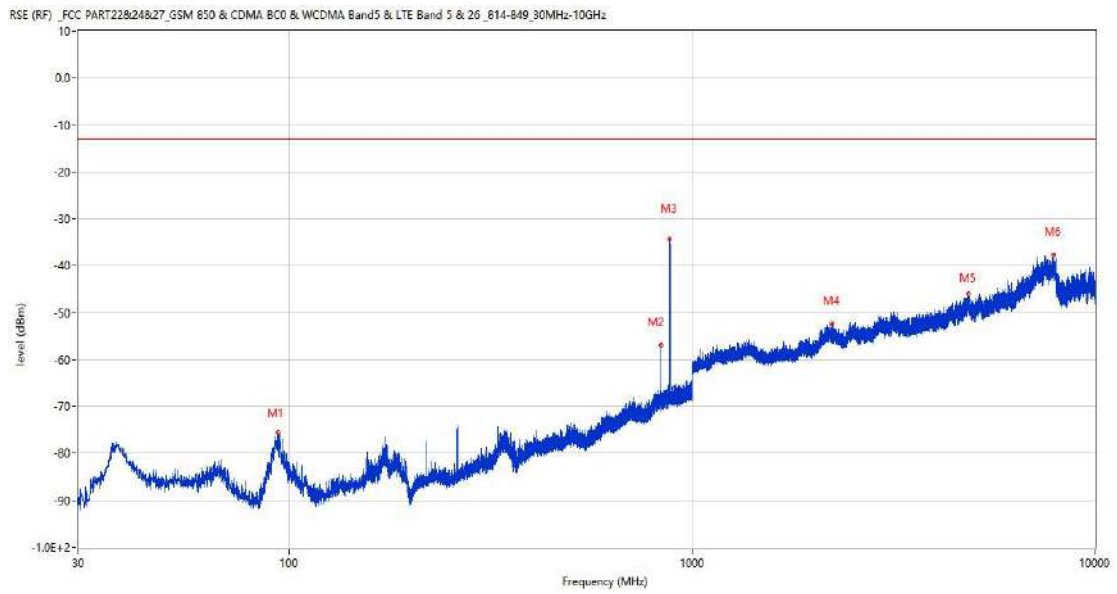
RSE-V&H WCDMA Band 5 CH4132



Frequency (MHz)	Result (dBm)	Factor (dB)	PK Limit (dBm)	Margin (dB)	Table (o)	ANT	EUT	Verdict
38.002	-64.28	-18.90	-13.0	51.28	86.00	Vertical	Horizontal	Pass
826.873	-57.22	2.03	-13.0	44.22	74.00	Vertical	Horizontal	N/A
871.445	-31.76	2.18	-13.0	18.76	300.00	Vertical	Horizontal	N/A
2456.300	-51.36	-0.47	-13.0	38.36	324.00	Vertical	Horizontal	Pass
4865.250	-45.75	7.80	-13.0	32.75	307.00	Vertical	Horizontal	Pass
7536.500	-37.82	16.69	-13.0	24.82	343.00	Vertical	Horizontal	Pass

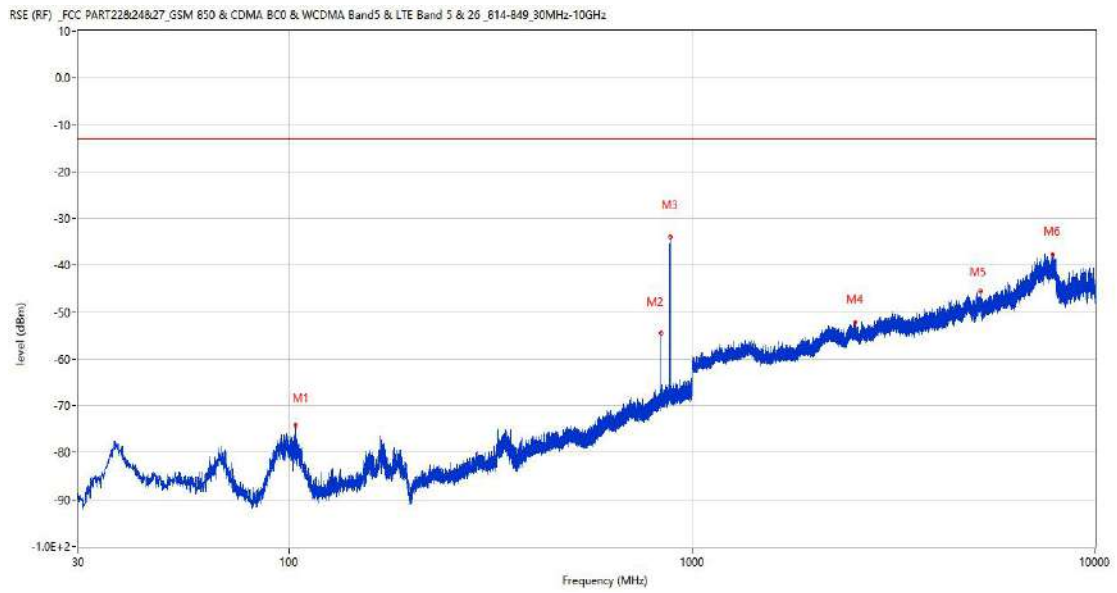
7.2 WCDMA Band 5 Middle Channel

RSE-H&H WCDMA Band 5 CH4182



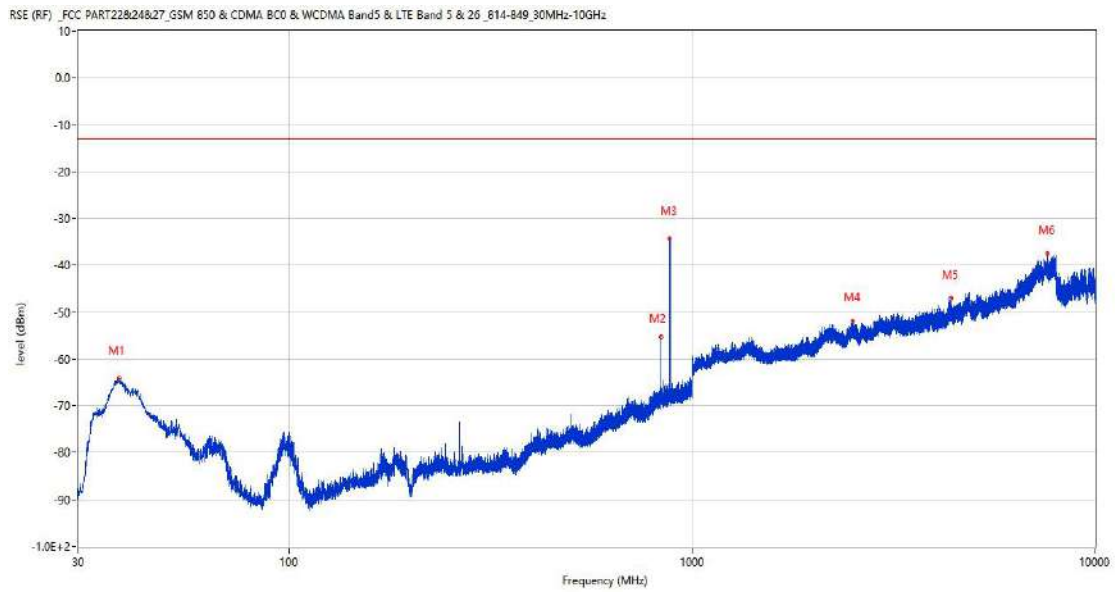
Frequency (MHz)	Result (dBm)	Factor (dB)	PK Limit (dBm)	Margin (dB)	Table (o)	ANT	EUT	Verdict
93.923	-75.48	-20.36	-13.0	62.48	55.00	Horizontal	Horizontal	Pass
836.331	-56.81	2.22	-13.0	43.81	60.00	Horizontal	Horizontal	N/A
880.865	-34.30	2.45	-13.0	21.30	82.00	Horizontal	Horizontal	N/A
2225.600	-52.37	-0.55	-13.0	39.37	131.00	Horizontal	Horizontal	Pass
4853.000	-45.89	7.70	-13.0	32.89	155.00	Horizontal	Horizontal	Pass
7882.250	-37.64	16.89	-13.0	24.64	320.00	Horizontal	Horizontal	Pass

RSE-H&V WCDMA Band 5 CH4182



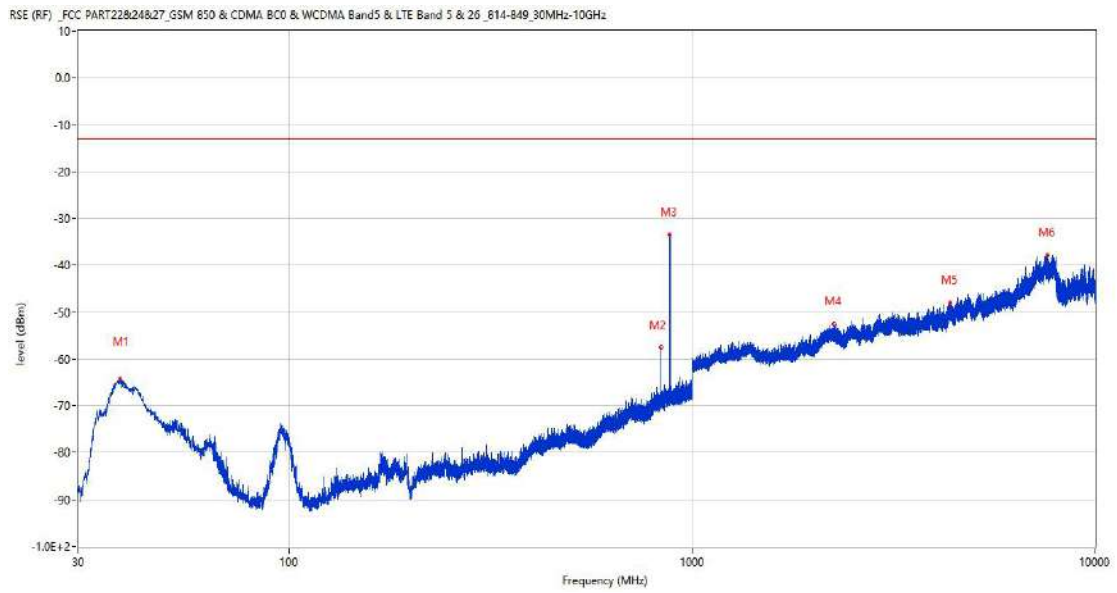
Frequency (MHz)	Result (dBm)	Factor (dB)	PK Limit (dBm)	Margin (dB)	Table (o)	ANT	EUT	Verdict
103.478	-74.19	-21.28	-13.0	61.19	253.00	Horizontal	Vertical	Pass
836.010	-54.34	2.24	-13.0	41.34	124.00	Horizontal	Vertical	N/A
881.951	-33.85	2.44	-13.0	20.85	80.00	Horizontal	Vertical	N/A
2547.900	-52.12	0.56	-13.0	39.12	192.00	Horizontal	Vertical	Pass
5193.000	-45.58	8.61	-13.0	32.58	318.00	Horizontal	Vertical	Pass
7826.250	-37.60	16.17	-13.0	24.60	95.00	Horizontal	Vertical	Pass

RSE-V&V WCDMA Band 5 CH4182



Frequency (MHz)	Result (dBm)	Factor (dB)	PK Limit (dBm)	Margin (dB)	Table (o)	ANT	EUT	Verdict
37.954	-64.10	-18.90	-13.0	51.10	37.00	Vertical	Vertical	Pass
836.525	-55.22	2.23	-13.0	42.22	199.00	Vertical	Vertical	N/A
880.865	-34.42	2.45	-13.0	21.42	104.00	Vertical	Vertical	N/A
2500.700	-51.86	0.31	-13.0	38.86	278.00	Vertical	Vertical	Pass
4386.250	-46.96	6.09	-13.0	33.96	92.00	Vertical	Vertical	Pass
7599.500	-37.37	16.57	-13.0	24.37	360.00	Vertical	Vertical	Pass

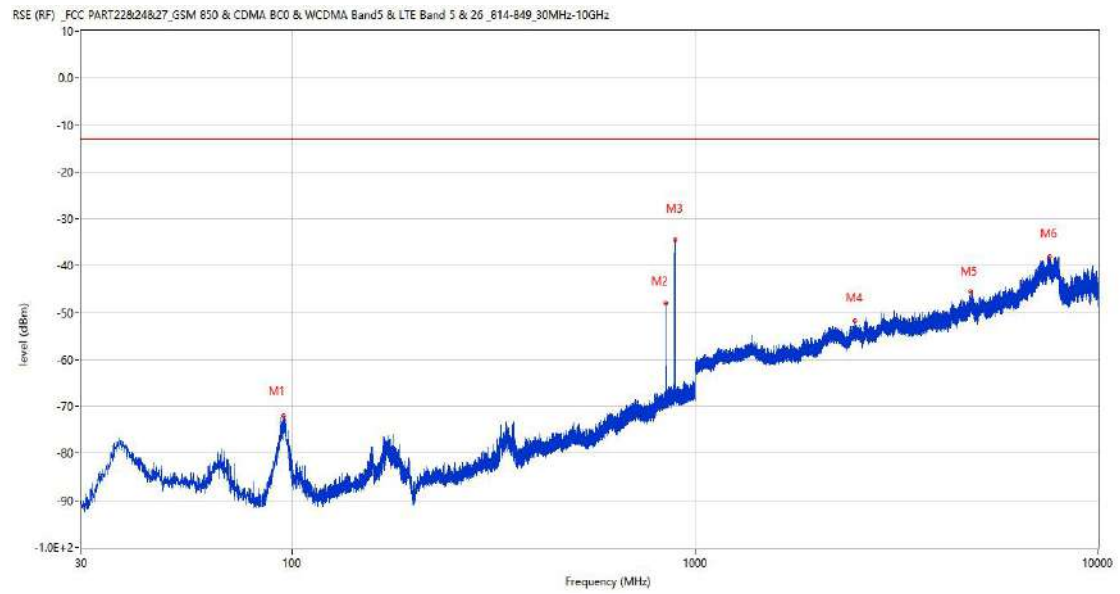
RSE-V&H WCDMA Band 5 CH4182



Frequency (MHz)	Result (dBm)	Factor (dB)	PK Limit (dBm)	Margin (dB)	Table (o)	ANT	EUT	Verdict
38.051	-64.28	-18.90	-13.0	51.28	77.00	Vertical	Horizontal	Pass
836.525	-57.45	2.23	-13.0	44.45	60.00	Vertical	Horizontal	N/A
880.011	-33.53	2.45	-13.0	20.53	214.00	Vertical	Horizontal	N/A
2249.900	-52.57	-0.81	-13.0	39.57	360.00	Vertical	Horizontal	Pass
4359.250	-48.09	6.61	-13.0	35.09	184.00	Vertical	Horizontal	Pass
7604.500	-37.85	16.32	-13.0	24.85	155.00	Vertical	Horizontal	Pass

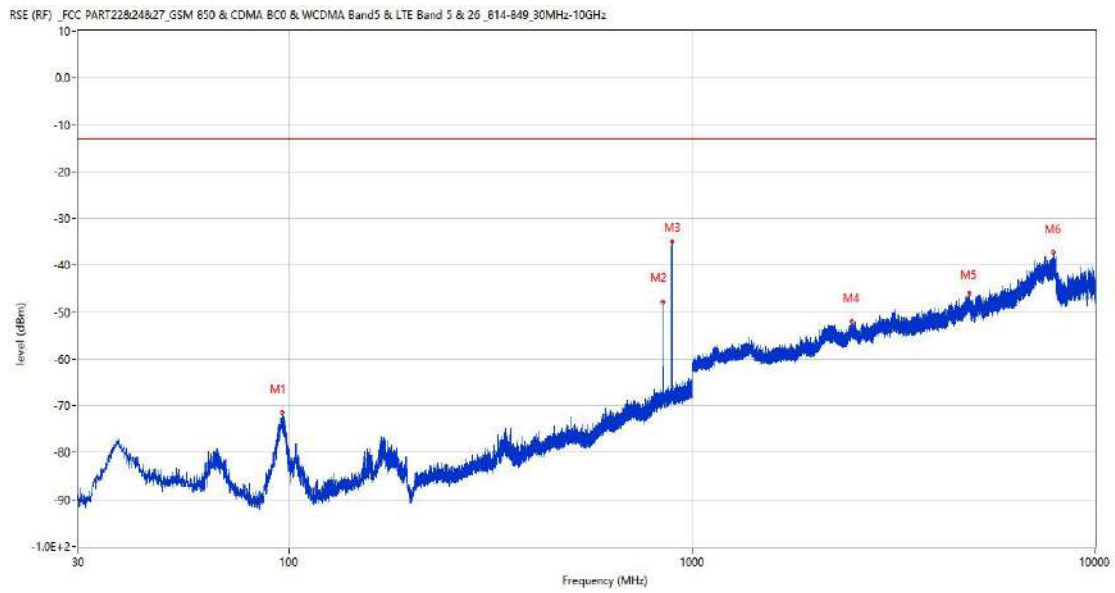
7.3 WCDMA Band 5 High Channel

RSE-H&H WCDMA Band 5 CH4233



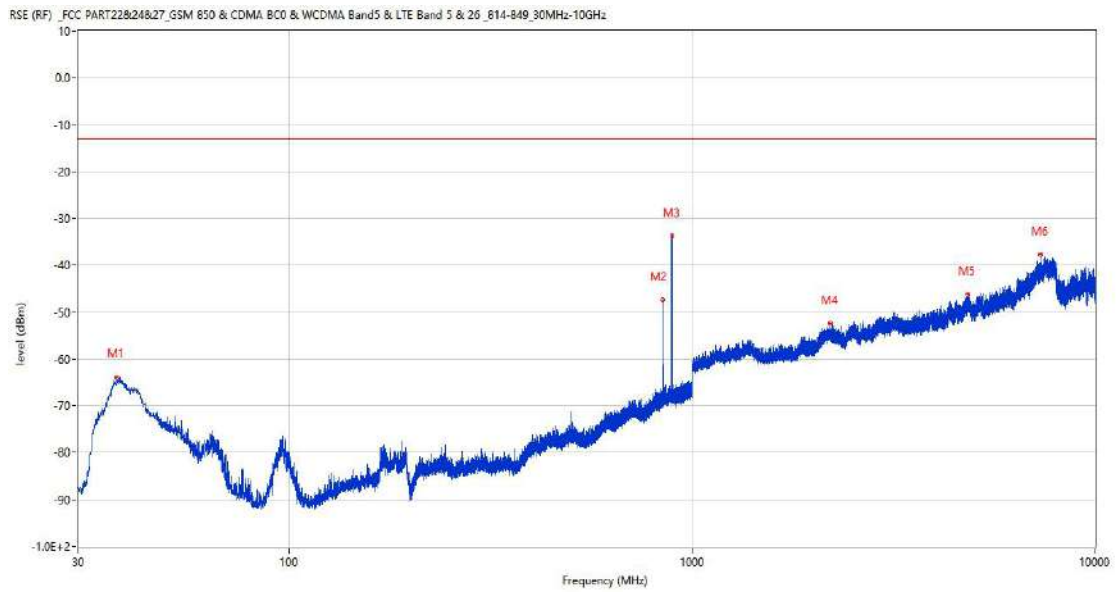
Frequency (MHz)	Result (dBm)	Factor (dB)	PK Limit (dBm)	Margin (dB)	Table (o)	ANT	EUT	Verdict
95.329	-71.94	-20.46	-13.0	58.94	54.00	Horizontal	Horizontal	Pass
846.449	-48.07	2.37	-13.0	35.07	63.00	Horizontal	Horizontal	N/A
891.136	-34.49	2.26	-13.0	21.49	300.00	Horizontal	Horizontal	N/A
2498.400	-51.79	0.28	-13.0	38.79	120.00	Horizontal	Horizontal	Pass
4823.500	-45.61	7.67	-13.0	32.61	221.00	Horizontal	Horizontal	Pass
7568.500	-38.05	15.31	-13.0	25.05	141.00	Horizontal	Horizontal	Pass

RSE-H&V WCDMA Band 5 CH4233



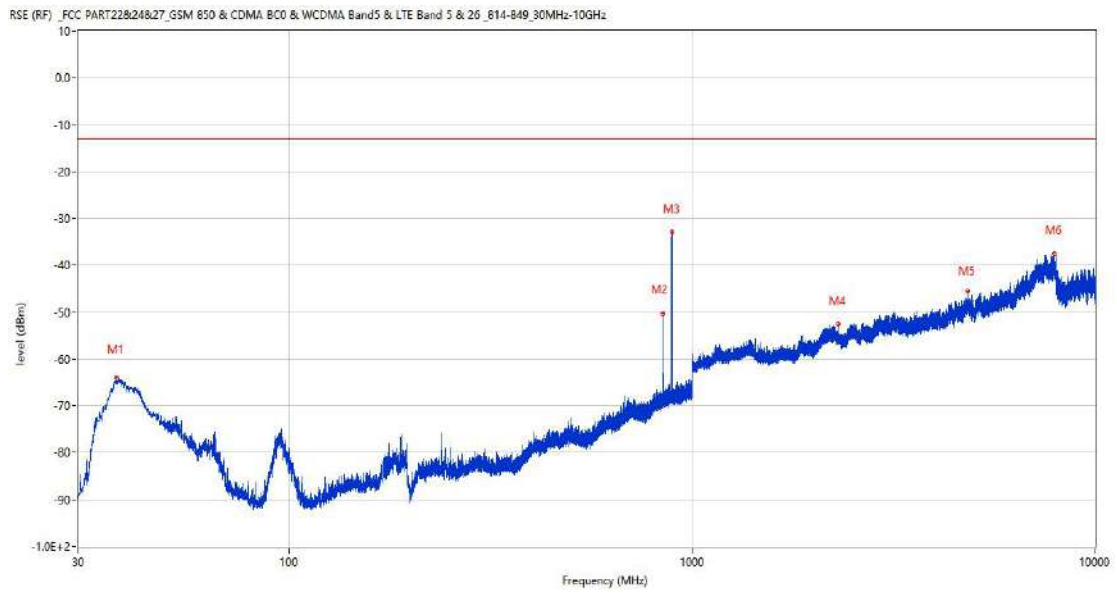
Frequency (MHz)	Result (dBm)	Factor (dB)	PK Limit (dBm)	Margin (dB)	Table (o)	ANT	EUT	Verdict
96.105	-71.49	-20.53	-13.0	58.49	46.00	Horizontal	Vertical	Pass
845.916	-47.89	2.36	-13.0	34.89	149.00	Horizontal	Vertical	N/A
891.572	-34.92	2.24	-13.0	21.92	128.00	Horizontal	Vertical	N/A
2498.300	-51.94	0.28	-13.0	38.94	5.00	Horizontal	Vertical	Pass
4863.250	-46.03	7.83	-13.0	33.03	330.00	Horizontal	Vertical	Pass
7868.000	-37.20	16.99	-13.0	24.20	344.00	Horizontal	Vertical	Pass

RSE-V&V WCDMA Band 5 CH4233



Frequency (MHz)	Result (dBm)	Factor (dB)	PK Limit (dBm)	Margin (dB)	Table (o)	ANT	EUT	Verdict
37.372	-63.86	-19.02	-13.0	50.86	42.00	Vertical	Vertical	Pass
846.497	-47.47	2.37	-13.0	34.47	331.00	Vertical	Vertical	N/A
891.330	-33.75	2.25	-13.0	20.75	160.00	Vertical	Vertical	N/A
2200.500	-52.33	-0.38	-13.0	39.33	161.00	Vertical	Vertical	Pass
4816.750	-46.21	7.77	-13.0	33.21	245.00	Vertical	Vertical	Pass
7310.750	-37.66	14.68	-13.0	24.66	258.00	Vertical	Vertical	Pass

RSE-V&H WCDMA Band 5 CH4233



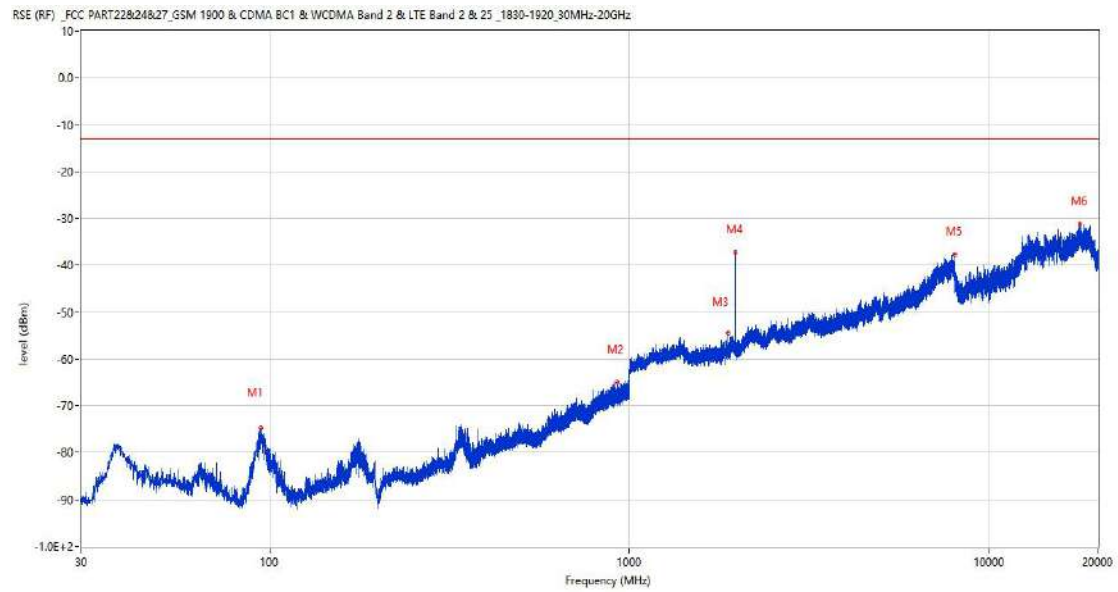
Frequency (MHz)	Result (dBm)	Factor (dB)	PK Limit (dBm)	Margin (dB)	Table (o)	ANT	EUT	Verdict
37.275	-63.95	-19.04	-13.0	50.95	53.00	Vertical	Horizontal	Pass
845.867	-50.33	2.36	-13.0	37.33	31.00	Vertical	Horizontal	N/A
891.912	-32.98	2.26	-13.0	19.98	164.00	Vertical	Horizontal	N/A
2302.000	-52.60	-1.16	-13.0	39.60	301.00	Vertical	Horizontal	Pass
4820.000	-45.59	7.74	-13.0	32.59	136.00	Vertical	Horizontal	Pass
7905.750	-37.48	16.78	-13.0	24.48	311.00	Vertical	Horizontal	Pass

LTE

8 LTE Band 2

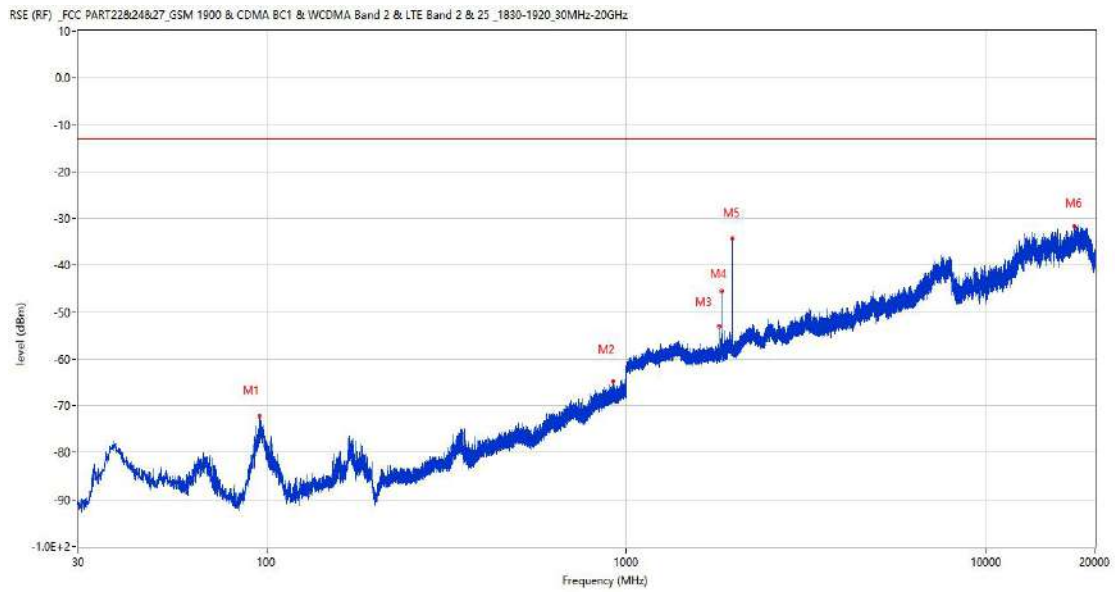
8.1 LTE Band 2 BW1.4, Middle Channel

RSE-H&H LTE Band 2 BW1.4 CH18900



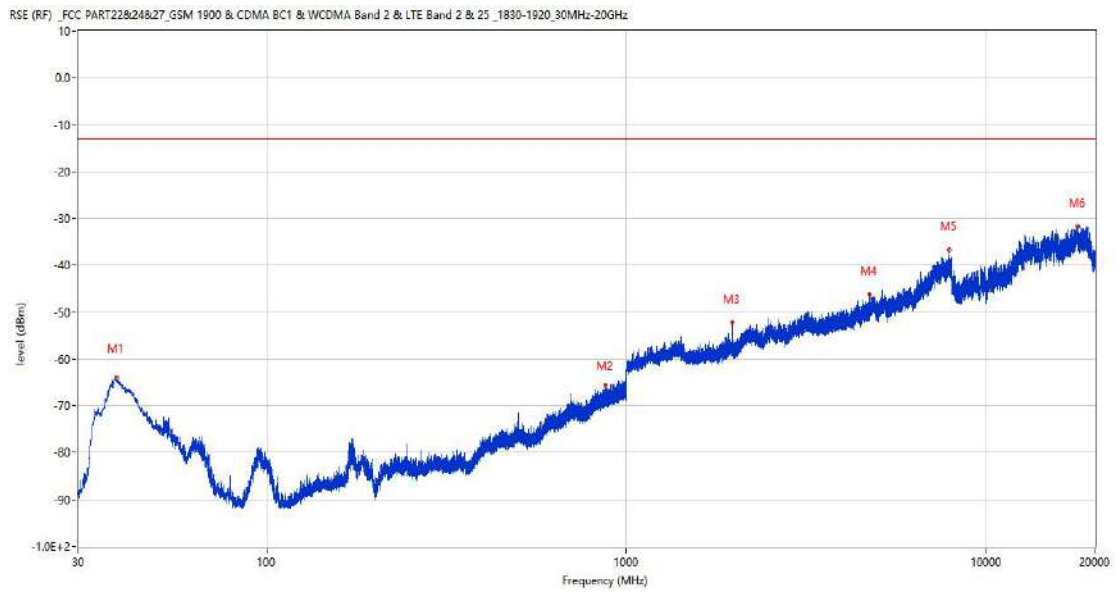
Frequency (MHz)	Result (dBm)	Factor (dB)	PK Limit (dBm)	Margin (dB)	Table (o)	ANT	EUT	Verdict
94.747	-74.73	-20.51	-13.0	61.73	104.00	Horizontal	Horizontal	Pass
921.915	-64.91	2.62	-13.0	51.91	180.00	Horizontal	Horizontal	Pass
1880.100	-54.47	-3.00	-13.0	41.47	47.00	Horizontal	Horizontal	N/A
1960.300	-37.24	-4.44	-13.0	24.24	252.00	Horizontal	Horizontal	N/A
7994.500	-37.75	17.12	-13.0	24.75	336.00	Horizontal	Horizontal	Pass
17811.950	-31.20	26.32	-13.0	18.20	283.00	Horizontal	Horizontal	Pass

RSE-H&V LTE Band 2 BW1.4 CH18900



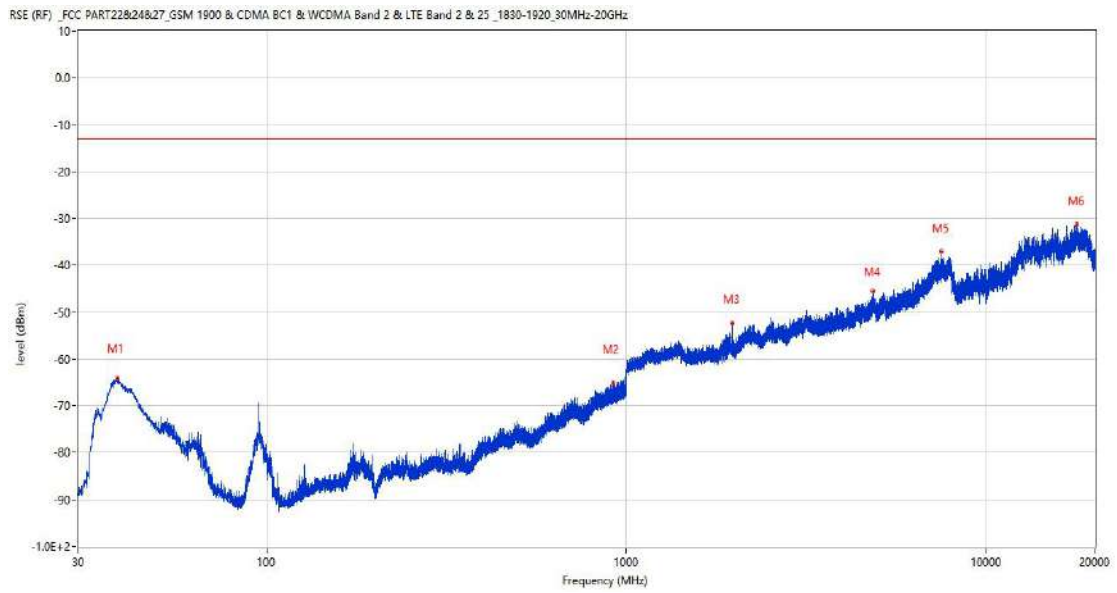
Frequency (MHz)	Result (dBm)	Factor (dB)	PK Limit (dBm)	Margin (dB)	Table (o)	ANT	EUT	Verdict
95.717	-72.26	-20.56	-13.0	59.26	240.00	Horizontal	Vertical	Pass
917.210	-64.82	2.46	-13.0	51.82	275.00	Horizontal	Vertical	Pass
1806.900	-53.07	-5.74	-13.0	40.07	226.00	Horizontal	Vertical	Pass
1837.600	-45.48	-3.88	-13.0	32.48	152.00	Horizontal	Vertical	Pass
1960.400	-34.40	-4.43	-13.0	21.40	241.00	Horizontal	Vertical	N/A
17512.886	-31.74	25.74	-13.0	18.74	356.00	Horizontal	Vertical	Pass

RSE-V&V LTE Band 2 BW1.4 CH18900



Frequency (MHz)	Result (dBm)	Factor (dB)	PK Limit (dBm)	Margin (dB)	Table (o)	ANT	EUT	Verdict
38.294	-64.00	-19.13	-13.0	51.00	44.00	Vertical	Vertical	Pass
874.143	-65.70	1.82	-13.0	52.70	128.00	Vertical	Vertical	Pass
1960.300	-52.23	-4.44	-13.0	39.23	225.00	Vertical	Vertical	N/A
4727.750	-46.10	7.53	-13.0	33.10	36.00	Vertical	Vertical	Pass
7877.750	-36.56	17.14	-13.0	23.56	292.00	Vertical	Vertical	Pass
17863.062	-31.61	25.76	-13.0	18.61	338.00	Vertical	Vertical	Pass

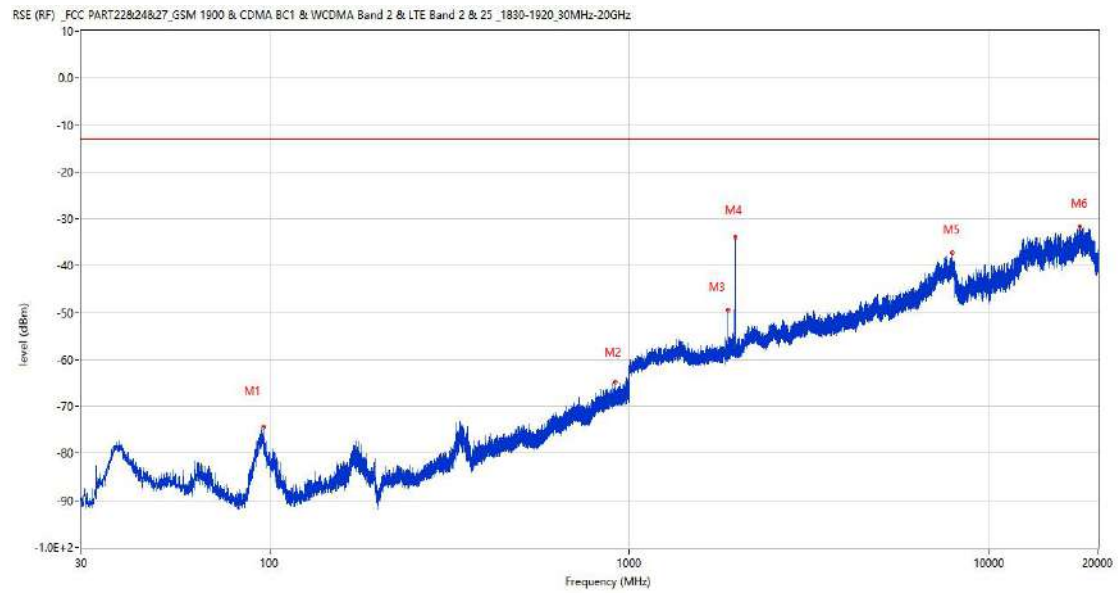
RSE-V&H LTE Band 2 BW1.4 CH18900



Frequency (MHz)	Result (dBm)	Factor (dB)	PK Limit (dBm)	Margin (dB)	Table (o)	ANT	EUT	Verdict
38.584	-64.20	-19.15	-13.0	51.20	100.00	Vertical	Horizontal	Pass
915.852	-65.30	2.43	-13.0	52.30	109.00	Vertical	Horizontal	Pass
1960.600	-52.27	-4.42	-13.0	39.27	209.00	Vertical	Horizontal	N/A
4822.000	-45.57	7.70	-13.0	32.57	75.00	Vertical	Horizontal	Pass
7486.250	-37.13	16.74	-13.0	24.13	131.00	Vertical	Horizontal	Pass
17785.487	-31.31	26.28	-13.0	18.31	246.00	Vertical	Horizontal	Pass

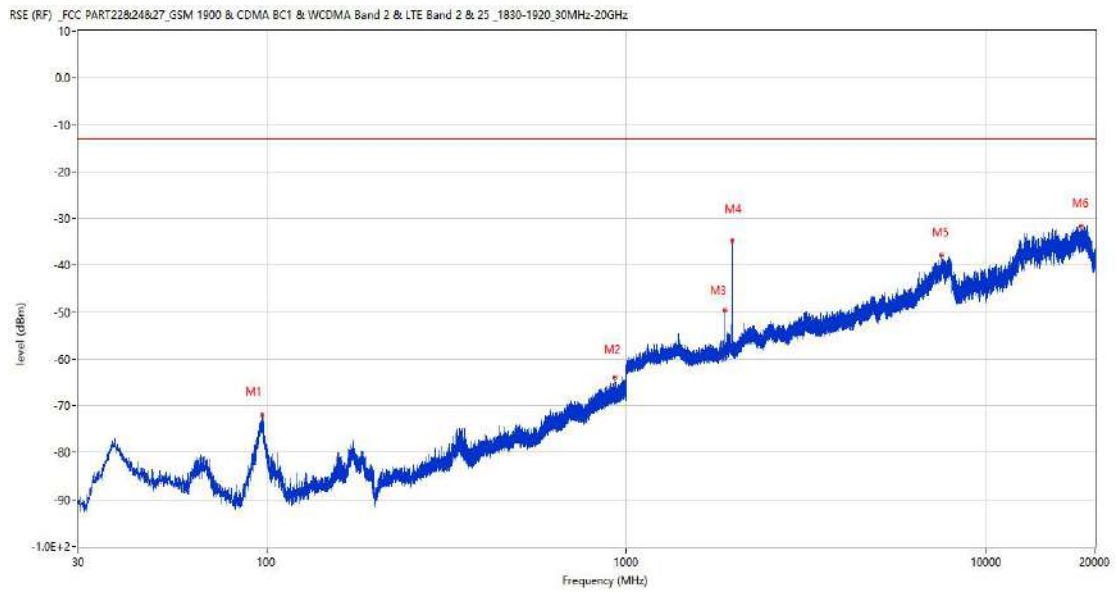
8.2 LTE Band 2 BW3, Middle Channel

RSE-H&H LTE Band 2 BW3 CH18900



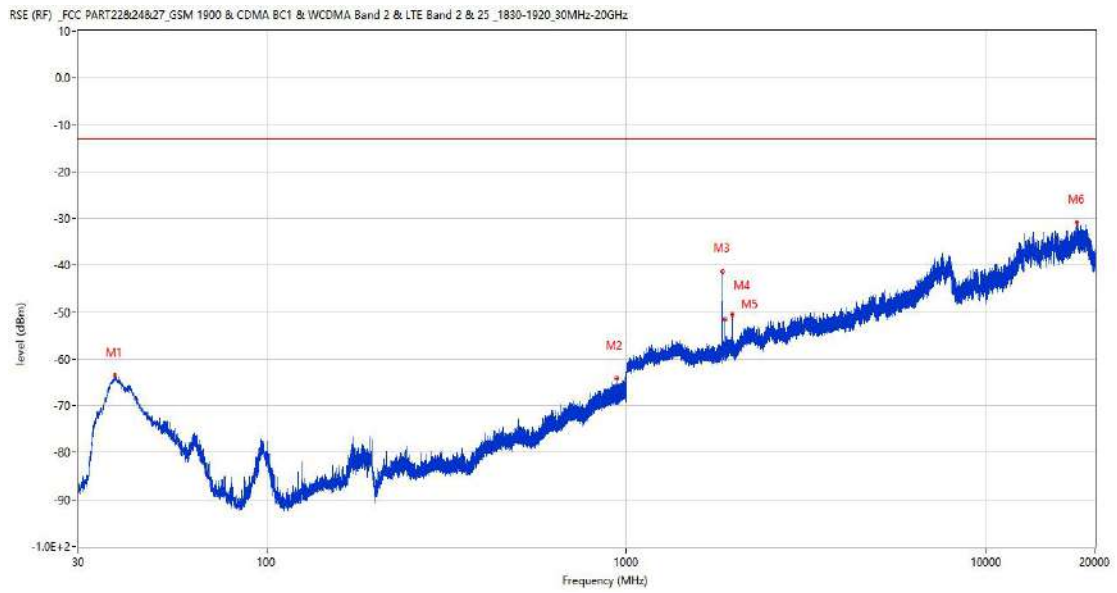
Frequency (MHz)	Result (dBm)	Factor (dB)	PK Limit (dBm)	Margin (dB)	Table (o)	ANT	EUT	Verdict
96.154	-74.39	-20.61	-13.0	61.39	85.00	Horizontal	Horizontal	Pass
912.554	-64.88	2.44	-13.0	51.88	42.00	Horizontal	Horizontal	Pass
1878.900	-49.55	-3.02	-13.0	36.55	41.00	Horizontal	Horizontal	N/A
1959.400	-34.01	-4.51	-13.0	21.01	247.00	Horizontal	Horizontal	N/A
7876.750	-37.20	17.14	-13.0	24.20	93.00	Horizontal	Horizontal	Pass
17797.450	-31.55	26.44	-13.0	18.55	236.00	Horizontal	Horizontal	Pass

RSE-H&V LTE Band 2 BW3 CH18900



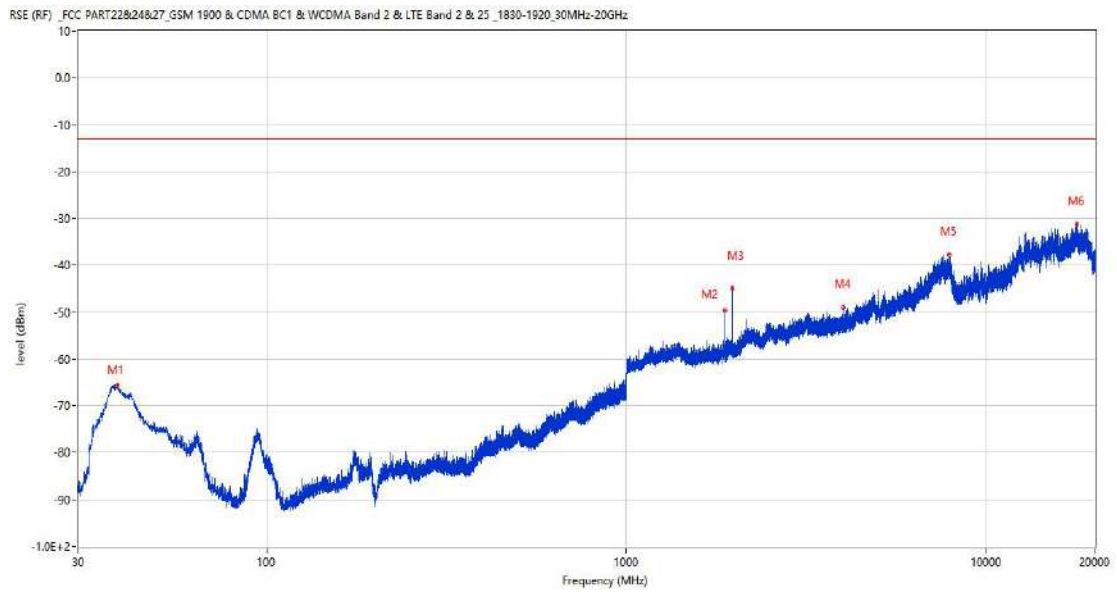
Frequency (MHz)	Result (dBm)	Factor (dB)	PK Limit (dBm)	Margin (dB)	Table (o)	ANT	EUT	Verdict
97.464	-71.95	-20.79	-13.0	58.95	69.00	Horizontal	Vertical	Pass
926.377	-63.98	2.61	-13.0	50.98	262.00	Horizontal	Vertical	Pass
1879.100	-49.68	-3.02	-13.0	36.68	0.00	Horizontal	Vertical	N/A
1960.300	-34.73	-4.44	-13.0	21.73	245.00	Horizontal	Vertical	N/A
7503.500	-37.84	16.21	-13.0	24.84	0.00	Horizontal	Vertical	Pass
18332.862	-31.69	24.59	-13.0	18.69	188.00	Horizontal	Vertical	Pass

RSE-V&V LTE Band 2 BW3 CH18900



Frequency (MHz)	Result (dBm)	Factor (dB)	PK Limit (dBm)	Margin (dB)	Table (o)	ANT	EUT	Verdict
37.954	-63.59	-19.09	-13.0	50.59	37.00	Vertical	Vertical	Pass
940.054	-64.10	2.63	-13.0	51.10	234.00	Vertical	Vertical	Pass
1842.400	-41.27	-3.74	-13.0	28.27	20.00	Vertical	Vertical	Pass
1878.700	-51.49	-3.03	-13.0	38.49	103.00	Vertical	Vertical	N/A
1959.600	-50.49	-4.49	-13.0	37.49	229.00	Vertical	Vertical	N/A
17784.037	-30.75	26.26	-13.0	17.75	308.00	Vertical	Vertical	Pass

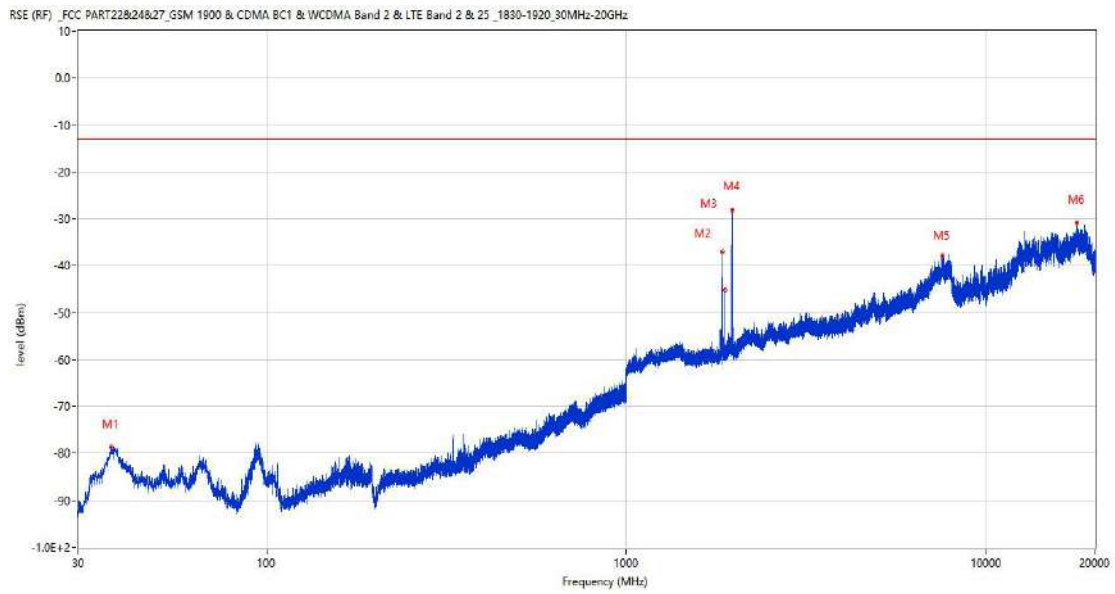
RSE-V&H LTE Band 2 BW3 CH18900



Frequency (MHz)	Result (dBm)	Factor (dB)	PK Limit (dBm)	Margin (dB)	Table (o)	ANT	EUT	Verdict
38.536	-65.58	-19.15	-13.0	52.58	54.00	Vertical	Horizontal	Pass
1878.800	-49.75	-3.02	-13.0	36.75	125.00	Vertical	Horizontal	N/A
1960.500	-44.99	-4.42	-13.0	31.99	204.00	Vertical	Horizontal	N/A
4007.000	-48.95	4.99	-13.0	35.95	76.00	Vertical	Horizontal	Pass
7856.750	-37.65	16.46	-13.0	24.65	199.00	Vertical	Horizontal	Pass
17791.287	-31.20	26.35	-13.0	18.20	308.00	Vertical	Horizontal	Pass

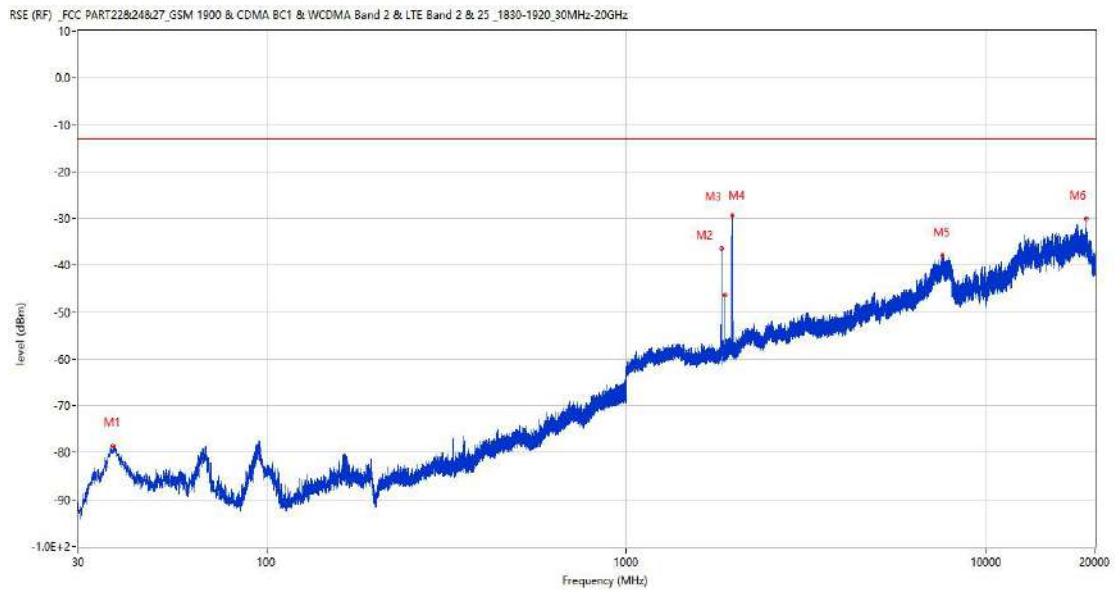
8.3 LTE Band 2 BW5, Middle Channel

RSE-H&H LTE Band 2 BW5 CH18900



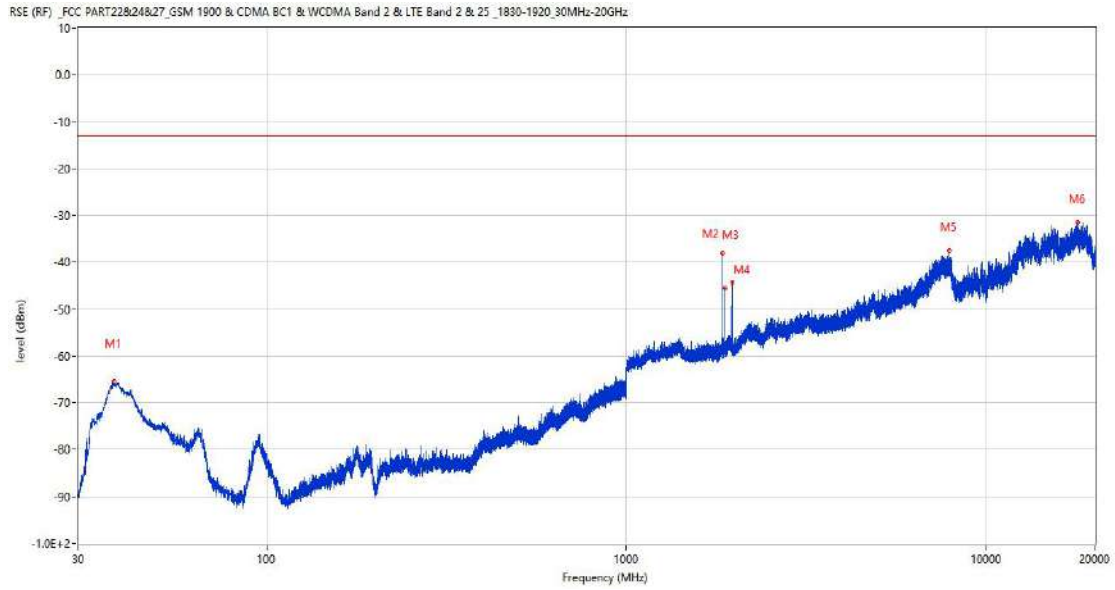
Frequency (MHz)	Result (dBm)	Factor (dB)	PK Limit (dBm)	Margin (dB)	Table (o)	ANT	EUT	Verdict
37.032	-78.71	-19.28	-13.0	65.71	360.00	Horizontal	Horizontal	Pass
1843.000	-37.02	-3.72	-13.0	24.02	152.00	Horizontal	Horizontal	Pass
1878.100	-45.17	-3.04	-13.0	32.17	182.00	Horizontal	Horizontal	N/A
1959.700	-28.02	-4.49	-13.0	15.02	250.00	Horizontal	Horizontal	N/A
7542.250	-37.82	16.72	-13.0	24.82	119.00	Horizontal	Horizontal	Pass
17827.176	-30.85	26.14	-13.0	17.85	338.00	Horizontal	Horizontal	Pass

RSE-H&V LTE Band 2 BW5 CH18900



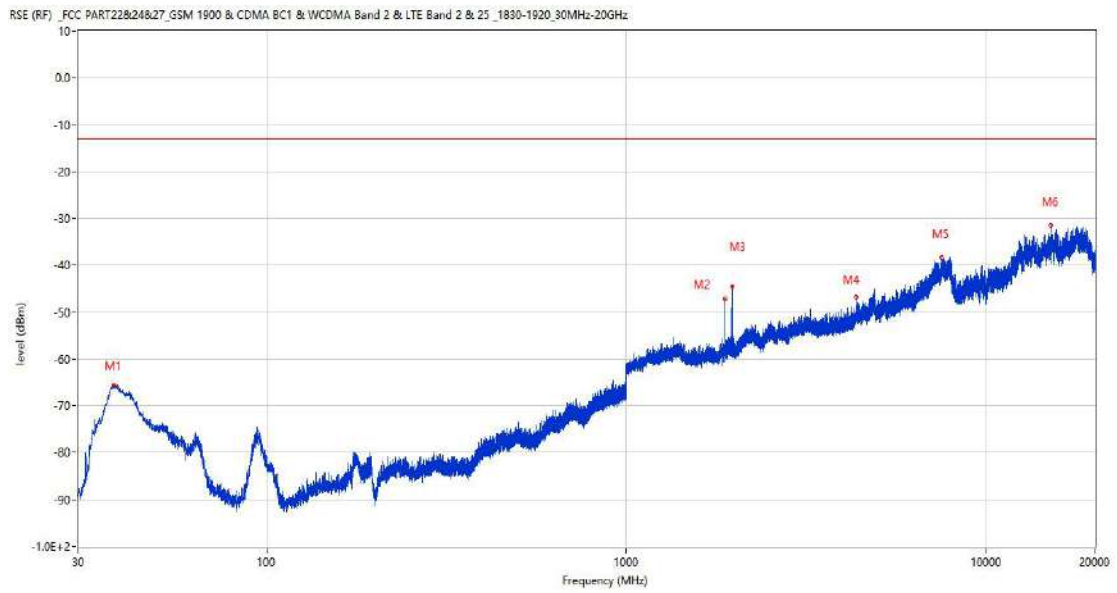
Frequency (MHz)	Result (dBm)	Factor (dB)	PK Limit (dBm)	Margin (dB)	Table (o)	ANT	EUT	Verdict
37.469	-78.73	-19.19	-13.0	65.73	308.00	Horizontal	Vertical	Pass
1839.800	-36.34	-3.80	-13.0	23.34	228.00	Horizontal	Vertical	Pass
1878.000	-46.29	-3.04	-13.0	33.29	360.00	Horizontal	Vertical	N/A
1959.700	-29.37	-4.49	-13.0	16.37	253.00	Horizontal	Vertical	N/A
7542.750	-37.95	16.70	-13.0	24.95	134.00	Horizontal	Vertical	Pass
18954.551	-30.00	24.00	-13.0	17.00	234.00	Horizontal	Vertical	Pass

RSE-V&V LTE Band 2 BW5 CH18900



Frequency (MHz)	Result (dBm)	Factor (dB)	PK Limit (dBm)	Margin (dB)	Table (o)	ANT	EUT	Verdict
37.760	-65.42	-19.13	-13.0	52.42	88.00	Vertical	Vertical	Pass
1842.600	-38.07	-3.73	-13.0	25.07	358.00	Vertical	Vertical	Pass
1878.100	-45.58	-3.04	-13.0	32.58	131.00	Vertical	Vertical	N/A
1961.400	-44.38	-4.35	-13.0	31.38	195.00	Vertical	Vertical	N/A
7875.000	-37.38	17.10	-13.0	24.38	264.00	Vertical	Vertical	Pass
17859.437	-31.49	25.79	-13.0	18.49	256.00	Vertical	Vertical	Pass

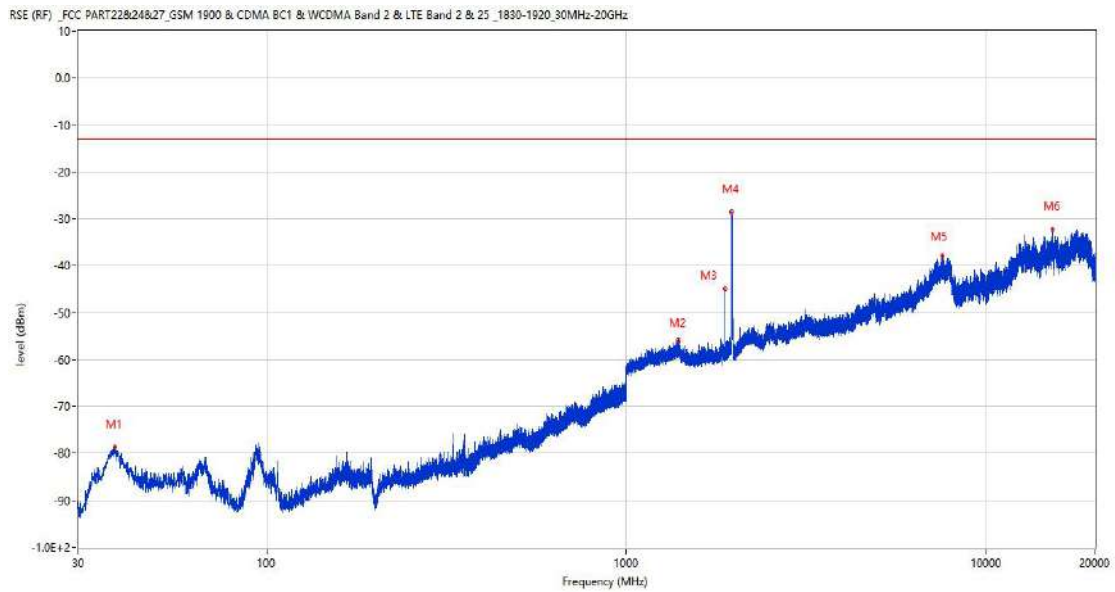
RSE-V&H LTE Band 2 BW5 CH18900



Frequency (MHz)	Result (dBm)	Factor (dB)	PK Limit (dBm)	Margin (dB)	Table (o)	ANT	EUT	Verdict
37.614	-65.66	-19.16	-13.0	52.66	88.00	Vertical	Horizontal	Pass
1878.000	-47.14	-3.04	-13.0	34.14	129.00	Vertical	Horizontal	N/A
1961.300	-44.54	-4.36	-13.0	31.54	193.00	Vertical	Horizontal	N/A
4347.000	-46.72	6.64	-13.0	33.72	220.00	Vertical	Horizontal	Pass
7489.000	-38.28	16.81	-13.0	25.28	59.00	Vertical	Horizontal	Pass
15035.924	-31.36	24.17	-13.0	18.36	319.00	Vertical	Horizontal	Pass

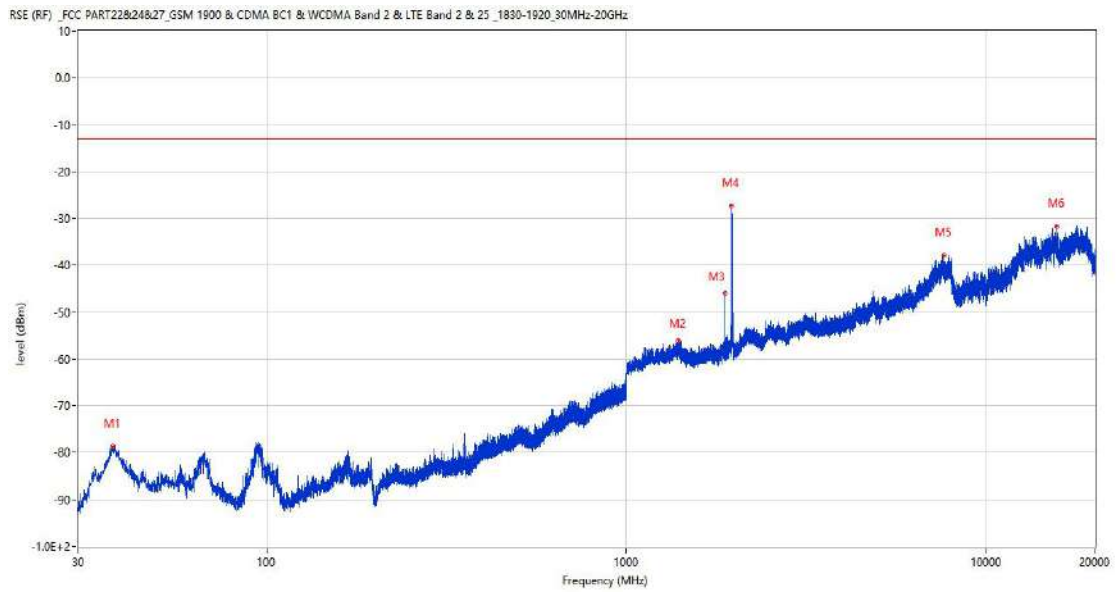
8.4 LTE Band 2 BW10, Middle Channel

RSE-H&H LTE Band 2 BW10 CH18900



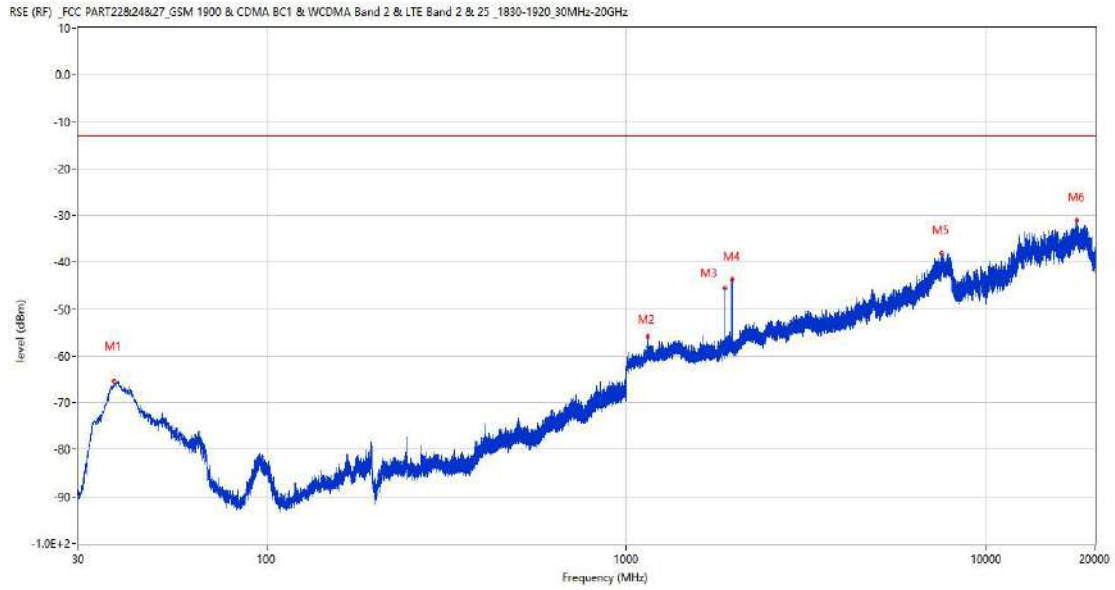
Frequency (MHz)	Result (dBm)	Factor (dB)	PK Limit (dBm)	Margin (dB)	Table (o)	ANT	EUT	Verdict
37.906	-78.68	-19.10	-13.0	65.68	317.00	Horizontal	Horizontal	Pass
1394.200	-55.97	-4.19	-13.0	42.97	30.00	Horizontal	Horizontal	Pass
1875.800	-44.98	-3.08	-13.0	31.98	185.00	Horizontal	Horizontal	N/A
1957.900	-28.54	-4.35	-13.0	15.54	238.00	Horizontal	Horizontal	N/A
7506.250	-37.88	16.07	-13.0	24.88	127.00	Horizontal	Horizontal	Pass
15239.650	-32.36	24.11	-13.0	19.36	310.00	Horizontal	Horizontal	Pass

RSE-H&V LTE Band 2 BW10 CH18900



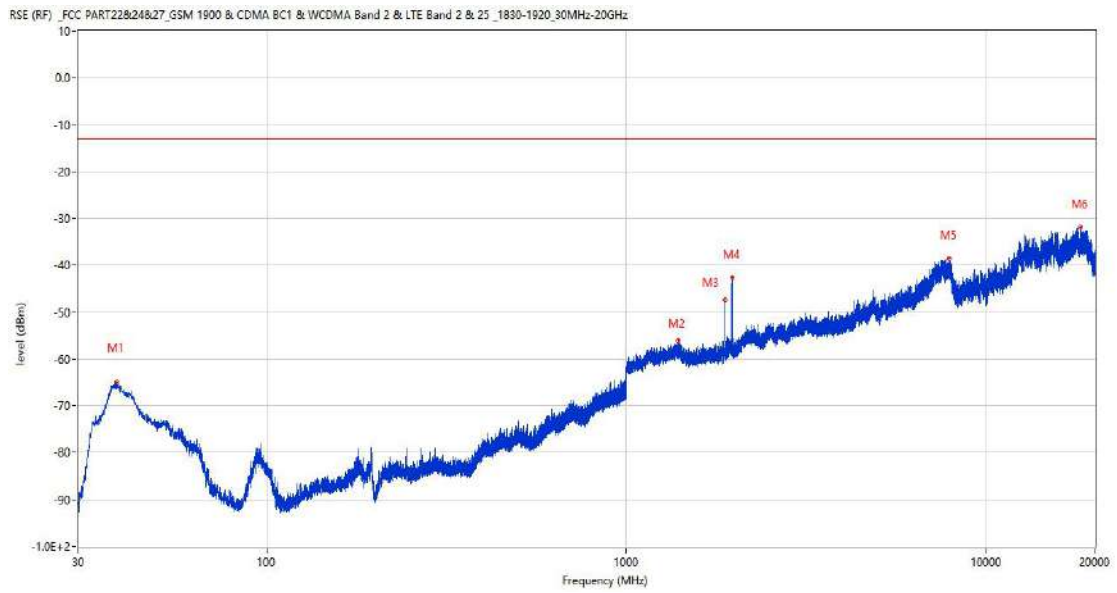
Frequency (MHz)	Result (dBm)	Factor (dB)	PK Limit (dBm)	Margin (dB)	Table (o)	ANT	EUT	Verdict
37.372	-78.68	-19.21	-13.0	65.68	337.00	Horizontal	Vertical	Pass
1388.300	-56.05	-3.93	-13.0	43.05	78.00	Horizontal	Vertical	Pass
1875.800	-45.94	-3.08	-13.0	32.94	157.00	Horizontal	Vertical	N/A
1957.000	-27.29	-4.28	-13.0	14.29	241.00	Horizontal	Vertical	N/A
7598.750	-37.90	16.56	-13.0	24.90	201.00	Horizontal	Vertical	Pass
15702.200	-31.60	24.20	-13.0	18.60	103.00	Horizontal	Vertical	Pass

RSE-V&V LTE Band 2 BW10 CH18900



Frequency (MHz)	Result (dBm)	Factor (dB)	PK Limit (dBm)	Margin (dB)	Table (o)	ANT	EUT	Verdict
37.712	-65.31	-19.14	-13.0	52.31	51.00	Vertical	Vertical	Pass
1143.600	-55.89	-5.35	-13.0	42.89	220.00	Vertical	Vertical	Pass
1875.800	-45.60	-3.08	-13.0	32.60	141.00	Vertical	Vertical	N/A
1961.100	-43.58	-4.38	-13.0	30.58	211.00	Vertical	Vertical	N/A
7487.750	-38.13	16.78	-13.0	25.13	47.00	Vertical	Vertical	Pass
17786.212	-31.01	26.29	-13.0	18.01	41.00	Vertical	Vertical	Pass

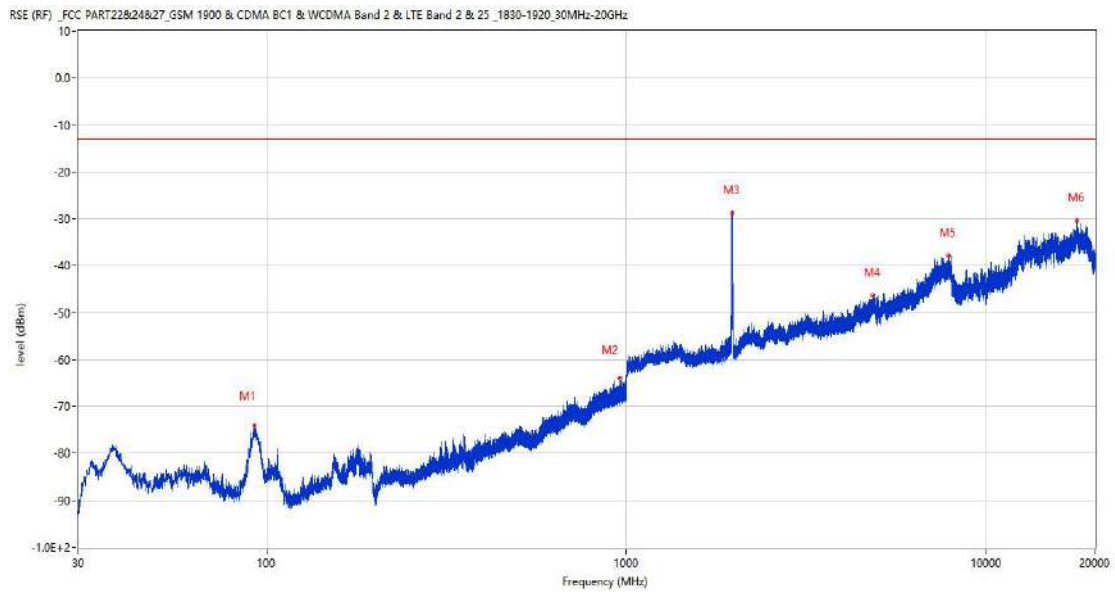
RSE-V&H LTE Band 2 BW10 CH18900



Frequency (MHz)	Result (dBm)	Factor (dB)	PK Limit (dBm)	Margin (dB)	Table (o)	ANT	EUT	Verdict
38.245	-65.07	-19.13	-13.0	52.07	121.00	Vertical	Horizontal	Pass
1390.100	-56.18	-4.23	-13.0	43.18	91.00	Vertical	Horizontal	Pass
1875.900	-47.41	-3.08	-13.0	34.41	320.00	Vertical	Horizontal	N/A
1962.800	-42.57	-4.02	-13.0	29.57	201.00	Vertical	Horizontal	N/A
7850.500	-38.41	16.05	-13.0	25.41	139.00	Vertical	Horizontal	Pass
18222.662	-31.86	24.70	-13.0	18.86	89.00	Vertical	Horizontal	Pass

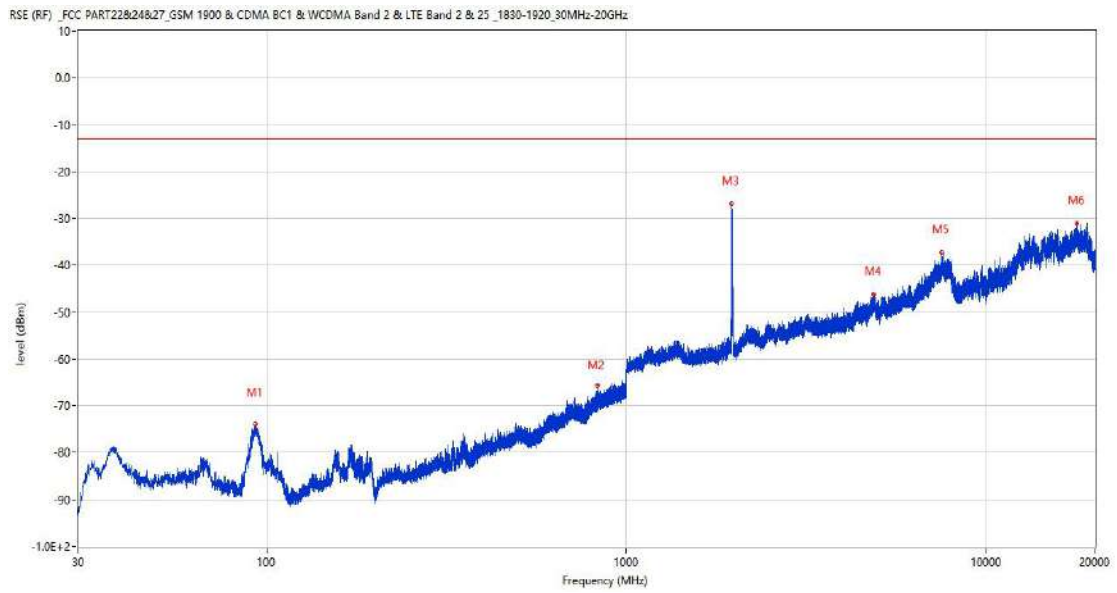
8.5 LTE Band 2 BW15, Middle Channel

RSE-H&H LTE Band 2 BW15 CH18900



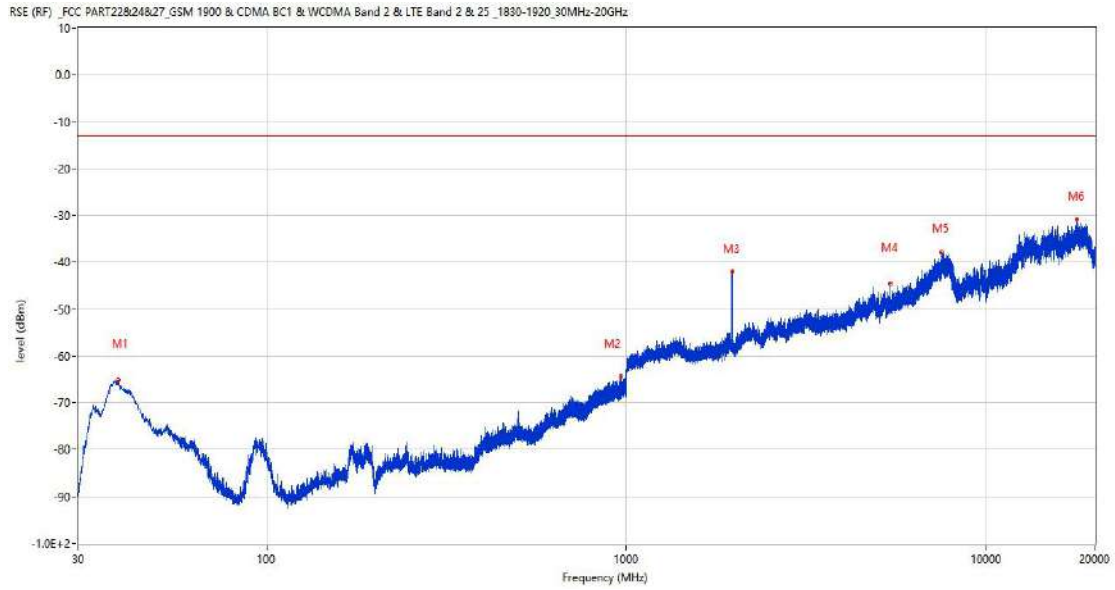
Frequency (MHz)	Result (dBm)	Factor (dB)	PK Limit (dBm)	Margin (dB)	Table (o)	ANT	EUT	Verdict
92.711	-74.01	-20.27	-13.0	61.01	242.00	Horizontal	Horizontal	Pass
956.786	-63.96	2.98	-13.0	50.96	327.00	Horizontal	Horizontal	Pass
1965.400	-28.70	-4.30	-13.0	15.70	242.00	Horizontal	Horizontal	N/A
4835.250	-46.39	7.62	-13.0	33.39	314.00	Horizontal	Horizontal	Pass
7838.750	-37.79	15.66	-13.0	24.79	228.00	Horizontal	Horizontal	Pass
17795.275	-30.47	26.41	-13.0	17.47	319.00	Horizontal	Horizontal	Pass

RSE-H&V LTE Band 2 BW15 CH18900



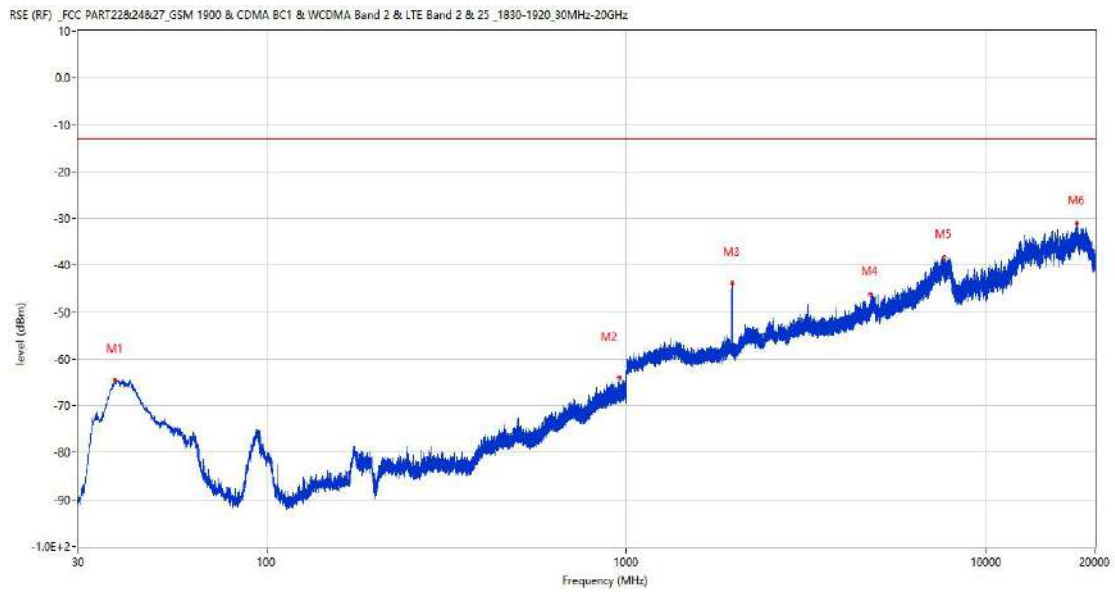
Frequency (MHz)	Result (dBm)	Factor (dB)	PK Limit (dBm)	Margin (dB)	Table (o)	ANT	EUT	Verdict
92.953	-73.94	-20.32	-13.0	60.94	249.00	Horizontal	Vertical	Pass
830.007	-65.54	1.13	-13.0	52.54	333.00	Horizontal	Vertical	Pass
1956.100	-26.87	-4.32	-13.0	13.87	241.00	Horizontal	Vertical	N/A
4865.250	-46.08	7.80	-13.0	33.08	339.00	Horizontal	Vertical	Pass
7495.750	-37.31	16.70	-13.0	24.31	360.00	Horizontal	Vertical	Pass
17811.225	-30.98	26.33	-13.0	17.98	201.00	Horizontal	Vertical	Pass

RSE-V&V LTE Band 2 BW15 CH18900



Frequency (MHz)	Result (dBm)	Factor (dB)	PK Limit (dBm)	Margin (dB)	Table (o)	ANT	EUT	Verdict
38.633	-65.21	-19.16	-13.0	52.21	70.00	Vertical	Vertical	Pass
965.031	-64.27	3.21	-13.0	51.27	301.00	Vertical	Vertical	Pass
1958.400	-41.93	-4.41	-13.0	28.93	75.00	Vertical	Vertical	N/A
5383.750	-44.54	7.14	-13.0	31.54	320.00	Vertical	Vertical	Pass
7502.000	-37.77	16.33	-13.0	24.77	284.00	Vertical	Vertical	Pass
17793.100	-30.83	26.38	-13.0	17.83	243.00	Vertical	Vertical	Pass

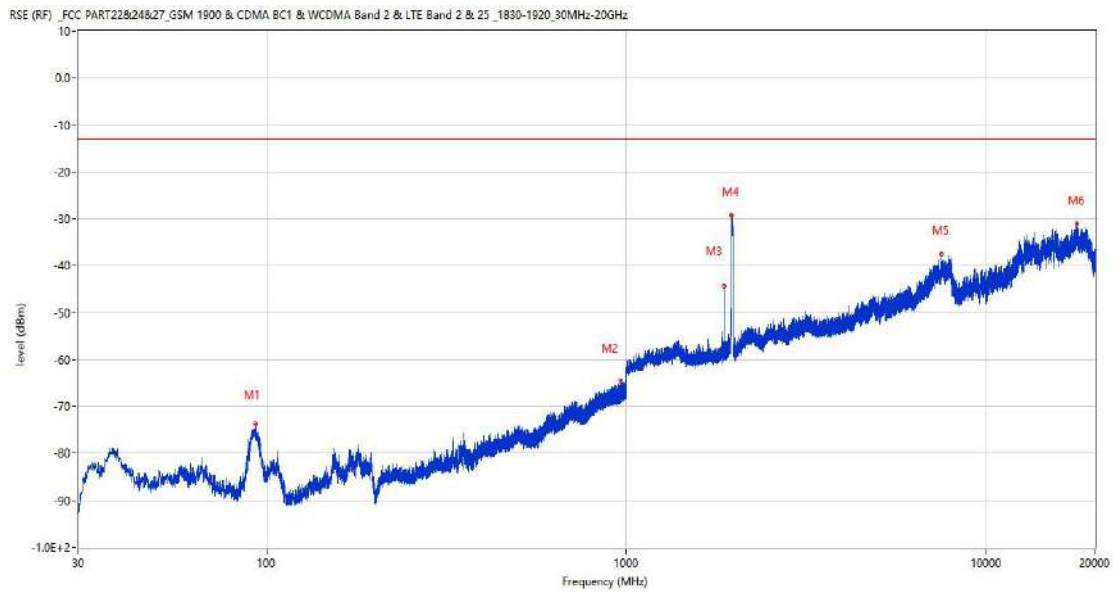
RSE-V&H LTE Band 2 BW15 CH18900



Frequency (MHz)	Result (dBm)	Factor (dB)	PK Limit (dBm)	Margin (dB)	Table (o)	ANT	EUT	Verdict
37.954	-64.55	-19.09	-13.0	51.55	64.00	Vertical	Horizontal	Pass
956.205	-64.01	2.97	-13.0	51.01	160.00	Vertical	Horizontal	Pass
1962.500	-43.86	-4.10	-13.0	30.86	186.00	Vertical	Horizontal	N/A
4745.750	-46.18	7.50	-13.0	33.18	114.00	Vertical	Horizontal	Pass
7595.250	-38.34	16.44	-13.0	25.34	220.00	Vertical	Horizontal	Pass
17820.649	-31.04	26.22	-13.0	18.04	174.00	Vertical	Horizontal	Pass

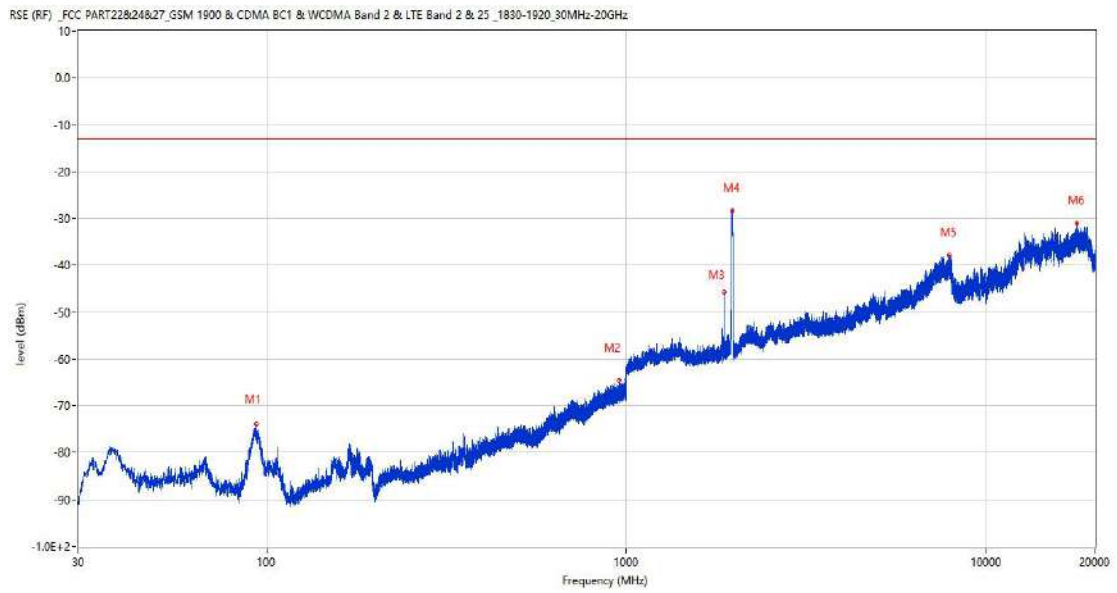
8.6 LTE Band 2 BW20, Middle Channel

RSE-H&H LTE Band 2 BW20 CH18900



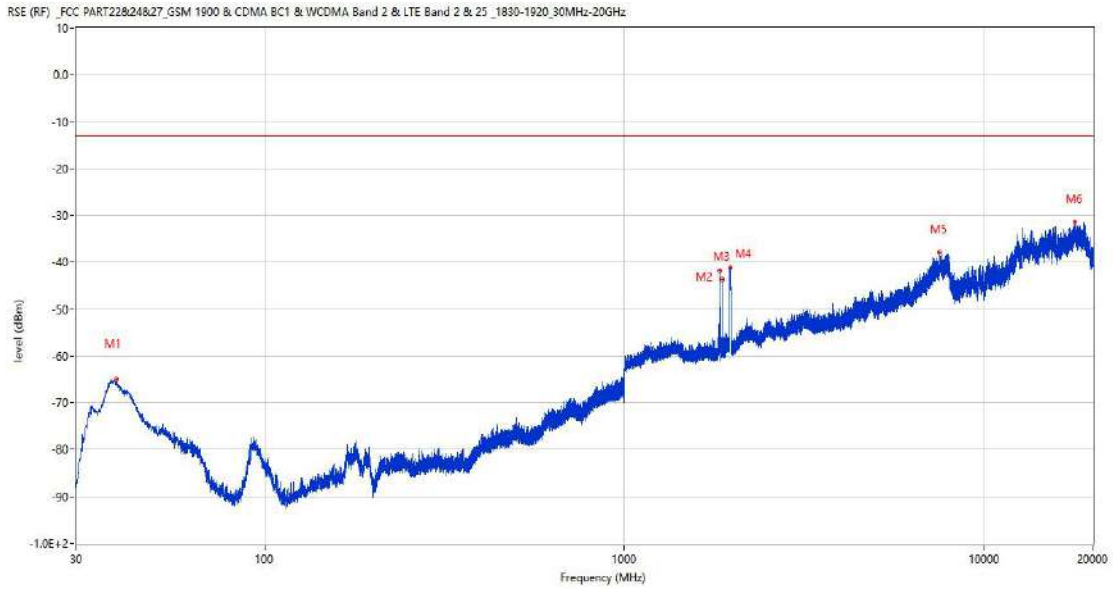
Frequency (MHz)	Result (dBm)	Factor (dB)	PK Limit (dBm)	Margin (dB)	Table (o)	ANT	EUT	Verdict
93.050	-73.73	-20.34	-13.0	60.73	222.00	Horizontal	Horizontal	Pass
964.207	-64.61	3.19	-13.0	51.61	144.00	Horizontal	Horizontal	Pass
1871.300	-44.36	-3.16	-13.0	31.36	185.00	Horizontal	Horizontal	N/A
1952.100	-29.20	-4.33	-13.0	16.20	244.00	Horizontal	Horizontal	N/A
7499.500	-37.50	16.48	-13.0	24.50	69.00	Horizontal	Horizontal	Pass
17787.662	-31.04	26.31	-13.0	18.04	0.00	Horizontal	Horizontal	Pass

RSE-H&V LTE Band 2 BW20 CH18900



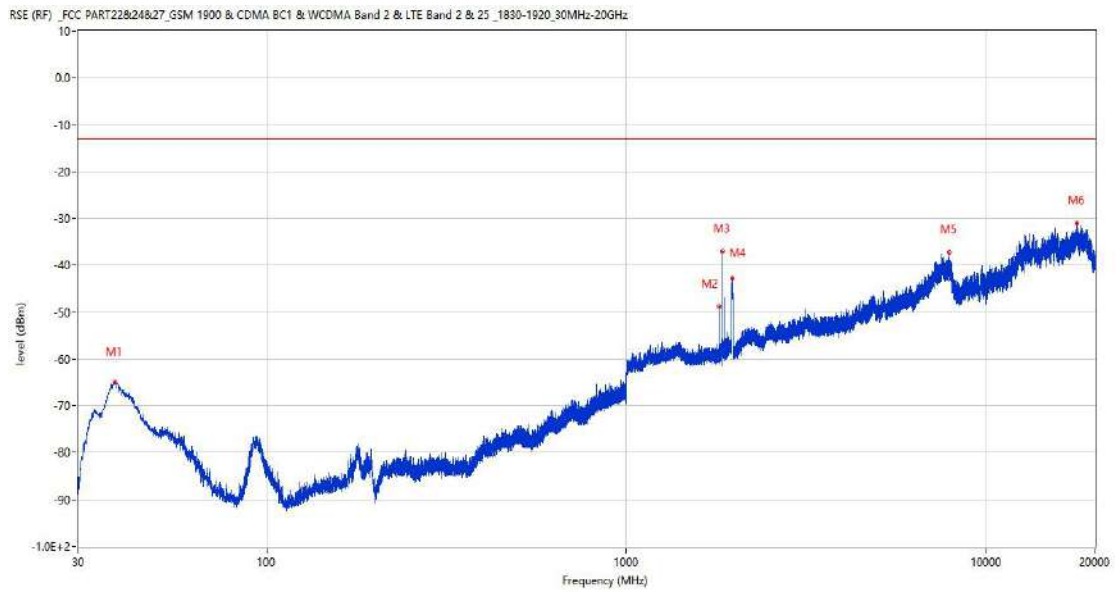
Frequency (MHz)	Result (dBm)	Factor (dB)	PK Limit (dBm)	Margin (dB)	Table (o)	ANT	EUT	Verdict
93.729	-73.87	-20.45	-13.0	60.87	219.00	Horizontal	Vertical	Pass
955.623	-64.59	2.99	-13.0	51.59	274.00	Horizontal	Vertical	Pass
1871.300	-45.72	-3.16	-13.0	32.72	161.00	Horizontal	Vertical	N/A
1958.200	-28.26	-4.39	-13.0	15.26	241.00	Horizontal	Vertical	N/A
7859.750	-37.84	16.62	-13.0	24.84	119.00	Horizontal	Vertical	Pass
17821.739	-30.97	26.20	-13.0	17.97	248.00	Horizontal	Vertical	Pass

RSE-V&V LTE Band 2 BW20 CH18900



Frequency (MHz)	Result (dBm)	Factor (dB)	PK Limit (dBm)	Margin (dB)	Table (o)	ANT	EUT	Verdict
38.633	-65.08	-19.16	-13.0	52.08	45.00	Vertical	Vertical	Pass
1840.200	-41.81	-3.79	-13.0	28.81	245.00	Vertical	Vertical	N/A
1871.200	-43.63	-3.16	-13.0	30.63	140.00	Vertical	Vertical	N/A
1958.000	-41.22	-4.36	-13.0	28.22	66.00	Vertical	Vertical	N/A
7500.500	-37.93	16.43	-13.0	24.93	258.00	Vertical	Vertical	Pass
17788.750	-31.46	26.32	-13.0	18.46	312.00	Vertical	Vertical	Pass

RSE-V&H LTE Band 2 BW20 CH18900

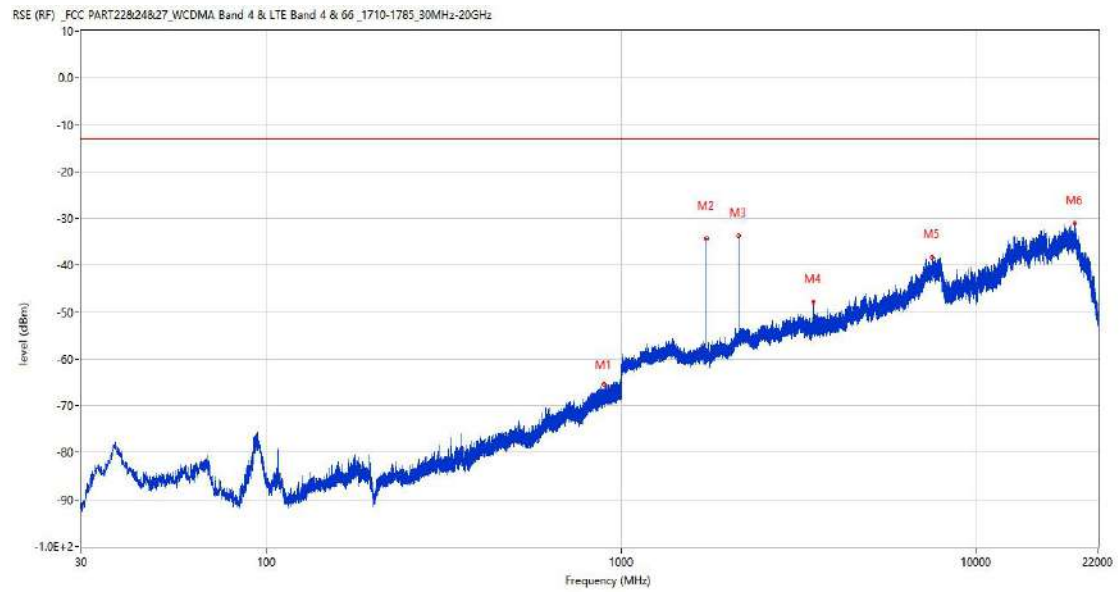


Frequency (MHz)	Result (dBm)	Factor (dB)	PK Limit (dBm)	Margin (dB)	Table (o)	ANT	EUT	Verdict
37.954	-64.89	-19.09	-13.0	51.89	100.00	Vertical	Horizontal	Pass
1804.100	-48.82	-5.07	-13.0	35.82	140.00	Vertical	Horizontal	Pass
1844.400	-36.95	-3.68	-13.0	23.95	134.00	Vertical	Horizontal	N/A
1962.200	-42.72	-4.17	-13.0	29.72	169.00	Vertical	Horizontal	N/A
7873.250	-37.33	17.08	-13.0	24.33	17.00	Vertical	Horizontal	Pass
17831.887	-30.98	26.08	-13.0	17.98	291.00	Vertical	Horizontal	Pass

9 LTE Band 4

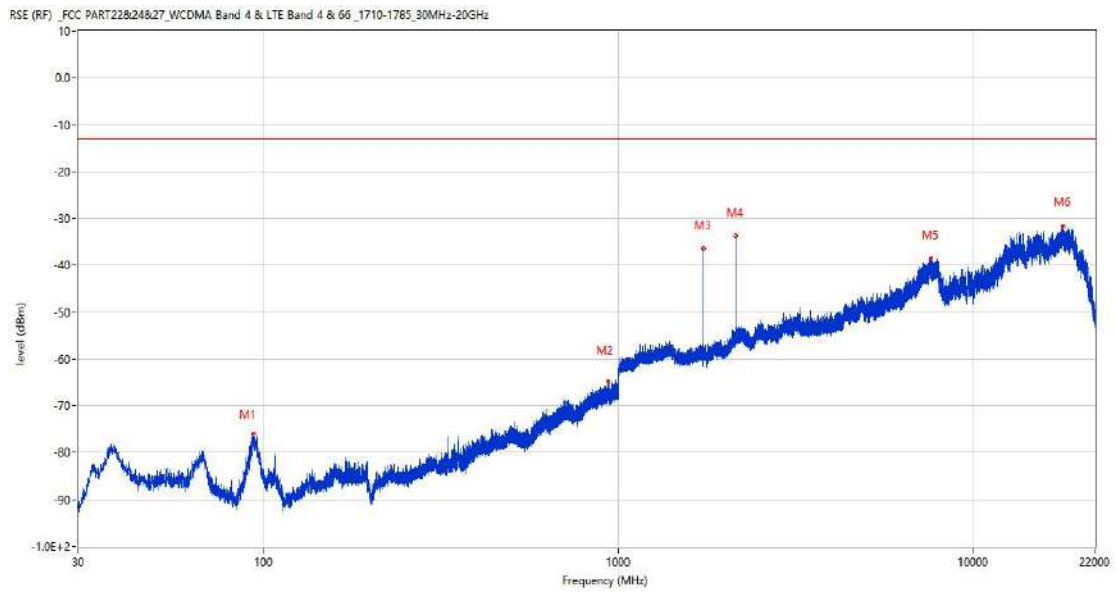
9.1 LTE Band 4 BW1.4, Middle Channel

RSE-H&H LTE Band 4 BW1.4 CH20175



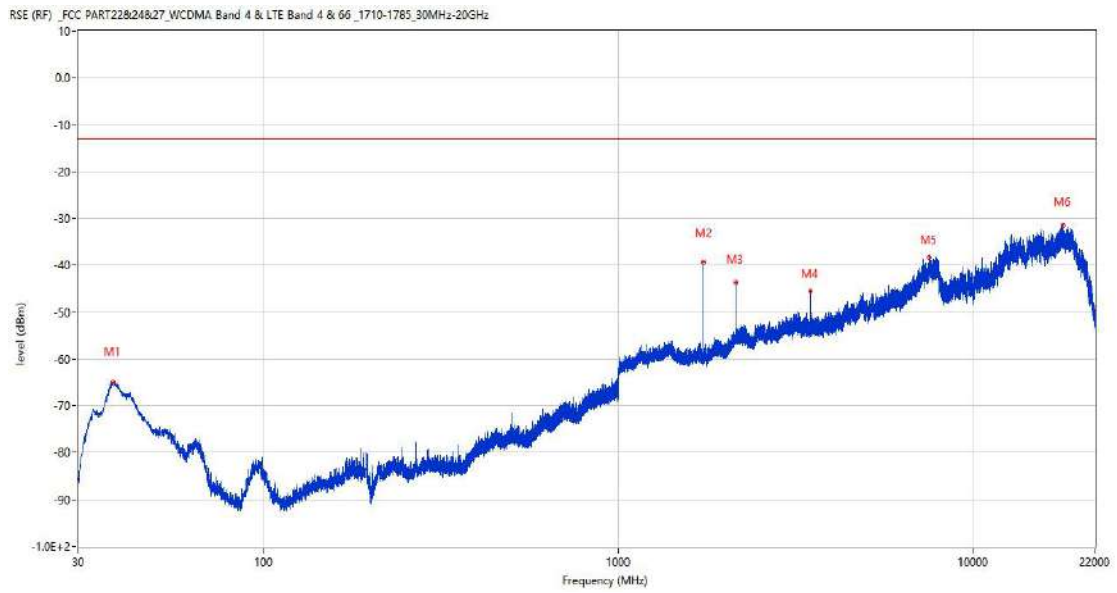
Frequency (MHz)	Result (dBm)	Factor (dB)	PK Limit (dBm)	Margin (dB)	Table (o)	ANT	EUT	Verdict
890.972	-65.41	2.15	-13.0	52.41	143.00	Horizontal	Horizontal	Pass
1732.300	-34.35	-4.08	-13.0	21.35	41.00	Horizontal	Horizontal	N/A
2132.400	-33.75	-1.57	-13.0	20.75	283.00	Horizontal	Horizontal	N/A
3464.500	-47.75	3.82	-13.0	34.75	357.00	Horizontal	Horizontal	Pass
7493.500	-38.23	16.75	-13.0	25.23	154.00	Horizontal	Horizontal	Pass
18942.876	-31.11	24.01	-13.0	18.11	337.00	Horizontal	Horizontal	Pass

RSE-H&V LTE Band 4 BW1.4 CH20175



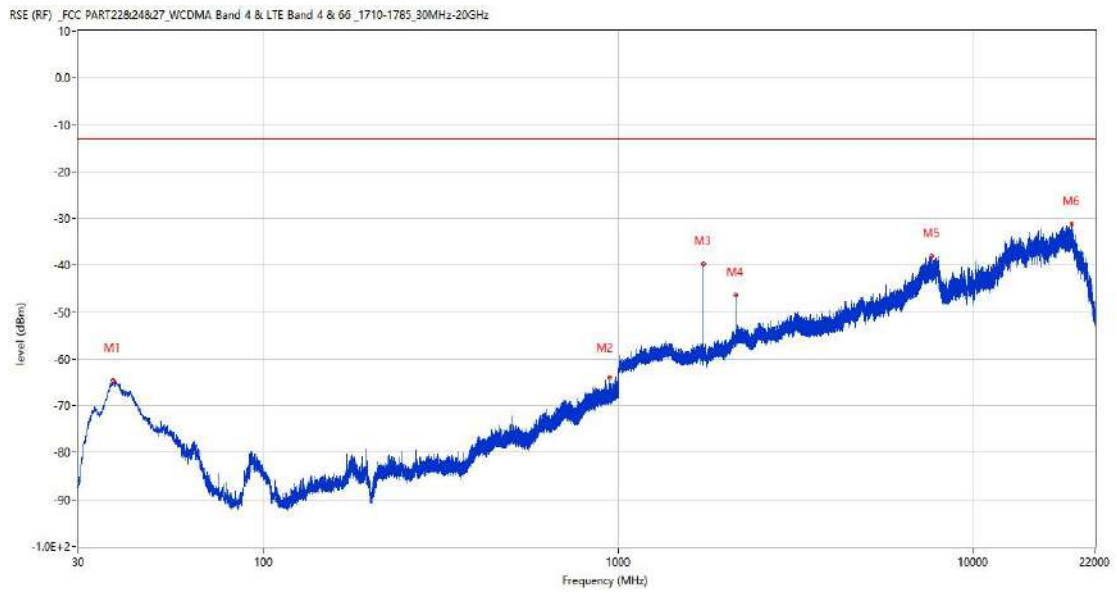
Frequency (MHz)	Result (dBm)	Factor (dB)	PK Limit (dBm)	Margin (dB)	Table (o)	ANT	EUT	Verdict
93.535	-76.00	-20.25	-13.0	63.00	225.00	Horizontal	Vertical	Pass
934.331	-64.75	2.62	-13.0	51.75	140.00	Horizontal	Vertical	Pass
1732.400	-36.44	-4.08	-13.0	23.44	9.00	Horizontal	Vertical	N/A
2132.900	-33.74	-1.53	-13.0	20.74	254.00	Horizontal	Vertical	N/A
7602.250	-38.48	16.45	-13.0	25.48	214.00	Horizontal	Vertical	Pass
17816.687	-31.54	26.27	-13.0	18.54	257.00	Horizontal	Vertical	Pass

RSE-V&V LTE Band 4 BW1.4 CH20175



Frequency (MHz)	Result (dBm)	Factor (dB)	PK Limit (dBm)	Margin (dB)	Table (o)	ANT	EUT	Verdict
37.517	-64.95	-18.99	-13.0	51.95	58.00	Vertical	Vertical	Pass
1732.200	-39.37	-4.08	-13.0	26.37	159.00	Vertical	Vertical	N/A
2133.000	-43.71	-1.53	-13.0	30.71	238.00	Vertical	Vertical	N/A
3464.500	-45.57	3.82	-13.0	32.57	208.00	Vertical	Vertical	Pass
7505.750	-38.37	16.11	-13.0	25.37	242.00	Vertical	Vertical	Pass
17853.688	-31.42	25.83	-13.0	18.42	256.00	Vertical	Vertical	Pass

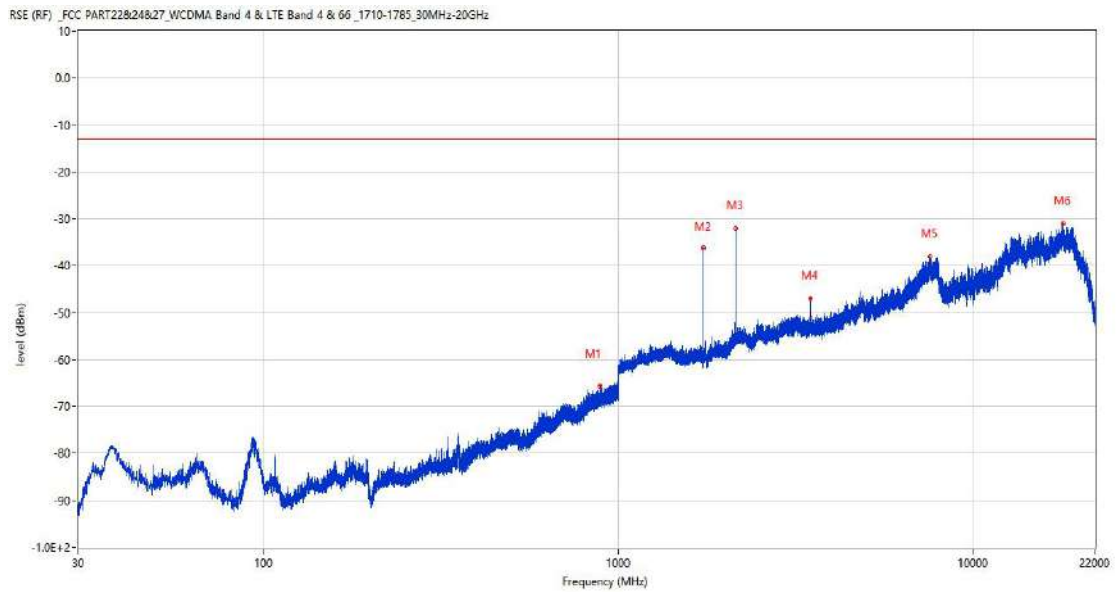
RSE-V&H LTE Band 4 BW1.4 CH20175



Frequency (MHz)	Result (dBm)	Factor (dB)	PK Limit (dBm)	Margin (dB)	Table (o)	ANT	EUT	Verdict
37.517	-64.54	-18.99	-13.0	51.54	106.00	Vertical	Horizontal	Pass
942.625	-63.97	2.74	-13.0	50.97	202.00	Vertical	Horizontal	Pass
1732.300	-39.77	-4.08	-13.0	26.77	324.00	Vertical	Horizontal	N/A
2132.500	-46.35	-1.56	-13.0	33.35	77.00	Vertical	Horizontal	N/A
7625.750	-38.12	15.36	-13.0	25.12	91.00	Vertical	Horizontal	Pass
18917.900	-31.18	24.04	-13.0	18.18	334.00	Vertical	Horizontal	Pass

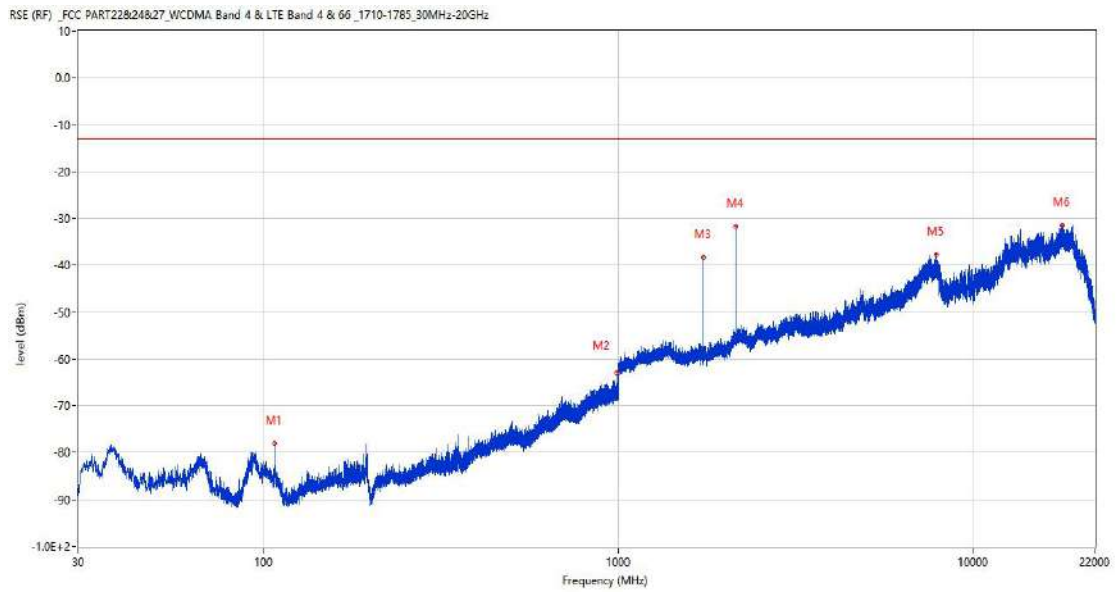
9.2 LTE Band 4 BW3, Middle Channel

RSE-H&H LTE Band 4 BW3 CH20175



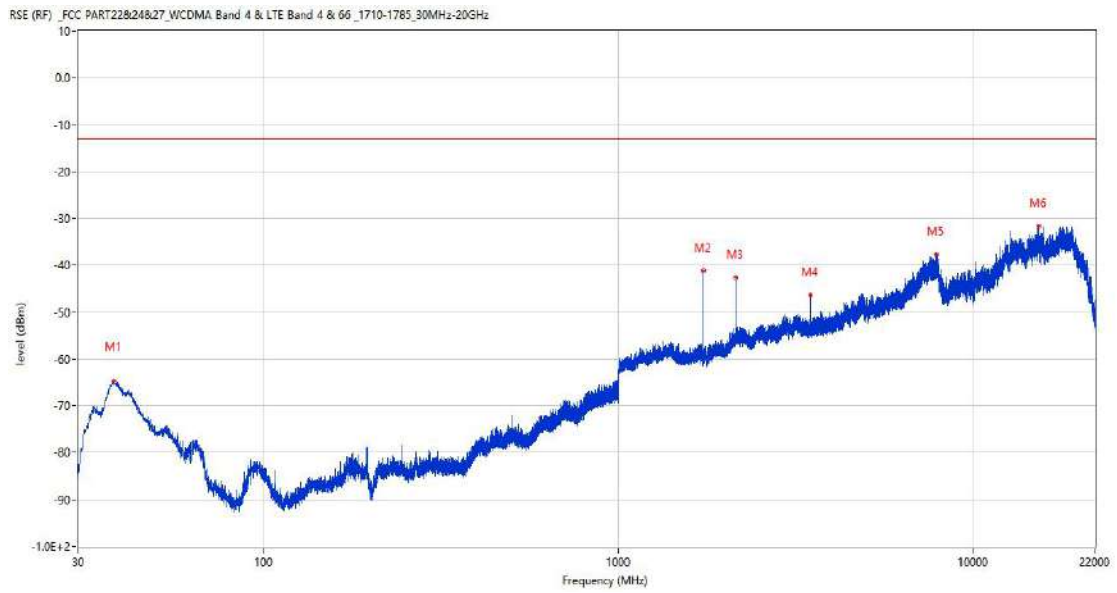
Frequency (MHz)	Result (dBm)	Factor (dB)	PK Limit (dBm)	Margin (dB)	Table (o)	ANT	EUT	Verdict
887.820	-65.70	2.18	-13.0	52.70	187.00	Horizontal	Horizontal	Pass
1731.400	-36.12	-4.07	-13.0	23.12	176.00	Horizontal	Horizontal	N/A
2132.300	-32.01	-1.57	-13.0	19.01	285.00	Horizontal	Horizontal	N/A
3462.750	-46.94	3.77	-13.0	33.94	10.00	Horizontal	Horizontal	Pass
7546.500	-38.03	16.34	-13.0	25.03	72.00	Horizontal	Horizontal	Pass
17889.300	-31.08	25.55	-13.0	18.08	348.00	Horizontal	Horizontal	Pass

RSE-H&V LTE Band 4 BW3 CH20175



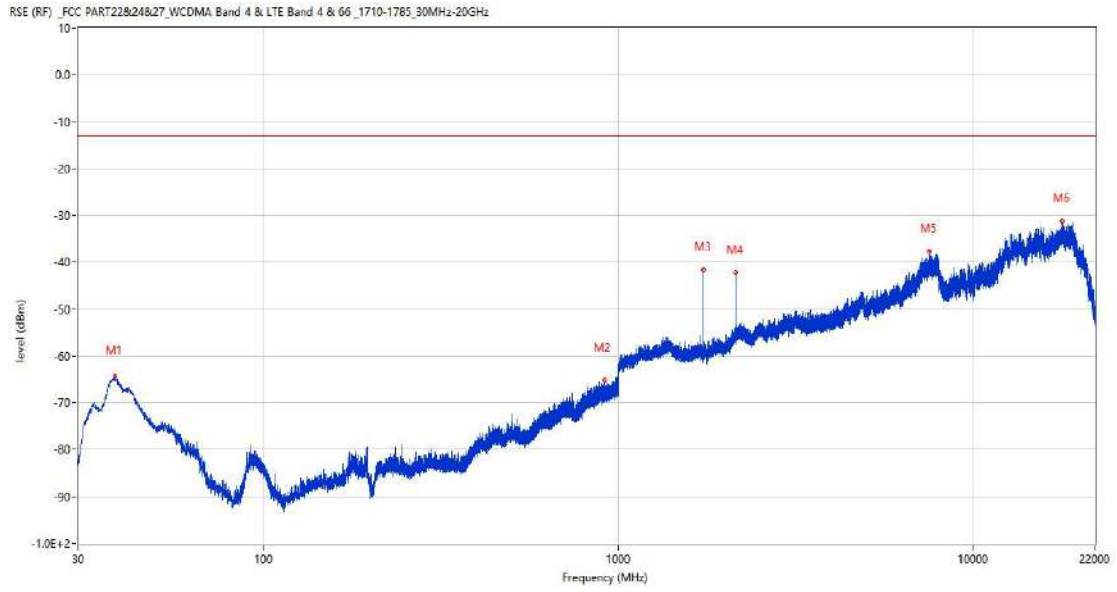
Frequency (MHz)	Result (dBm)	Factor (dB)	PK Limit (dBm)	Margin (dB)	Table (o)	ANT	EUT	Verdict
107.309	-78.02	-20.85	-13.0	65.02	224.00	Horizontal	Vertical	Pass
989.088	-62.91	3.86	-13.0	49.91	38.00	Horizontal	Vertical	Pass
1731.500	-38.35	-4.07	-13.0	25.35	204.00	Horizontal	Vertical	N/A
2133.100	-31.72	-1.52	-13.0	18.72	269.00	Horizontal	Vertical	N/A
7854.000	-37.66	16.27	-13.0	24.66	172.00	Horizontal	Vertical	Pass
17788.475	-31.40	26.32	-13.0	18.40	63.00	Horizontal	Vertical	Pass

RSE-V&V LTE Band 4 BW3 CH20175



Frequency (MHz)	Result (dBm)	Factor (dB)	PK Limit (dBm)	Margin (dB)	Table (o)	ANT	EUT	Verdict
37.857	-64.81	-18.92	-13.0	51.81	70.00	Vertical	Vertical	Pass
1731.500	-41.11	-4.07	-13.0	28.11	135.00	Vertical	Vertical	N/A
2133.000	-42.72	-1.53	-13.0	29.72	304.00	Vertical	Vertical	N/A
3462.750	-46.40	3.77	-13.0	33.40	198.00	Vertical	Vertical	Pass
7855.500	-37.75	16.39	-13.0	24.75	357.00	Vertical	Vertical	Pass
15220.213	-31.73	24.26	-13.0	18.73	5.00	Vertical	Vertical	Pass

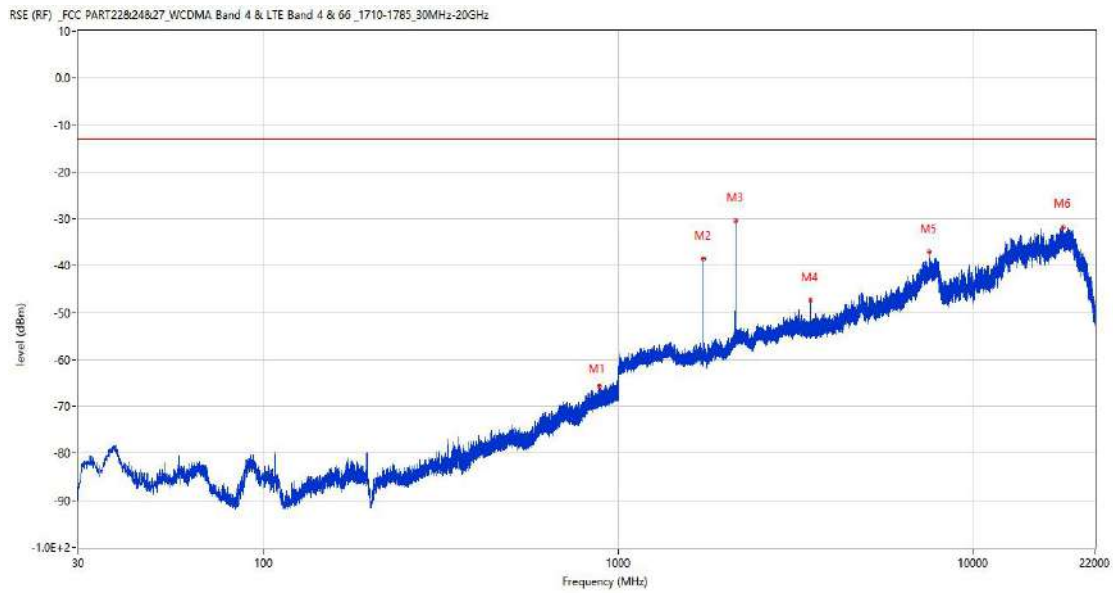
RSE-V&H LTE Band 4 BW3 CH20175



Frequency (MHz)	Result (dBm)	Factor (dB)	PK Limit (dBm)	Margin (dB)	Table (o)	ANT	EUT	Verdict
37.954	-64.45	-18.89	-13.0	51.45	141.00	Vertical	Horizontal	Pass
911.148	-65.23	2.38	-13.0	52.23	49.00	Vertical	Horizontal	Pass
1731.500	-41.61	-4.07	-13.0	28.61	325.00	Vertical	Horizontal	N/A
2132.900	-42.14	-1.53	-13.0	29.14	90.00	Vertical	Horizontal	N/A
7484.250	-37.71	16.60	-13.0	24.71	132.00	Vertical	Horizontal	Pass
17789.401	-31.20	26.33	-13.0	18.20	48.00	Vertical	Horizontal	Pass

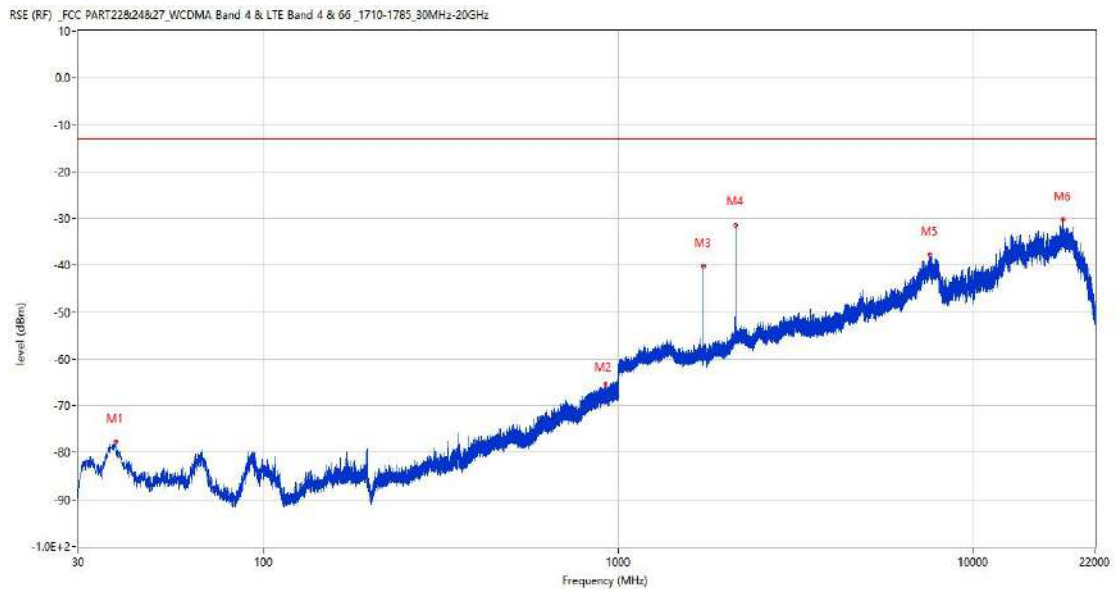
9.3 LTE Band 4 BW5, Middle Channel

RSE-H&H LTE Band 4 BW5 CH20175



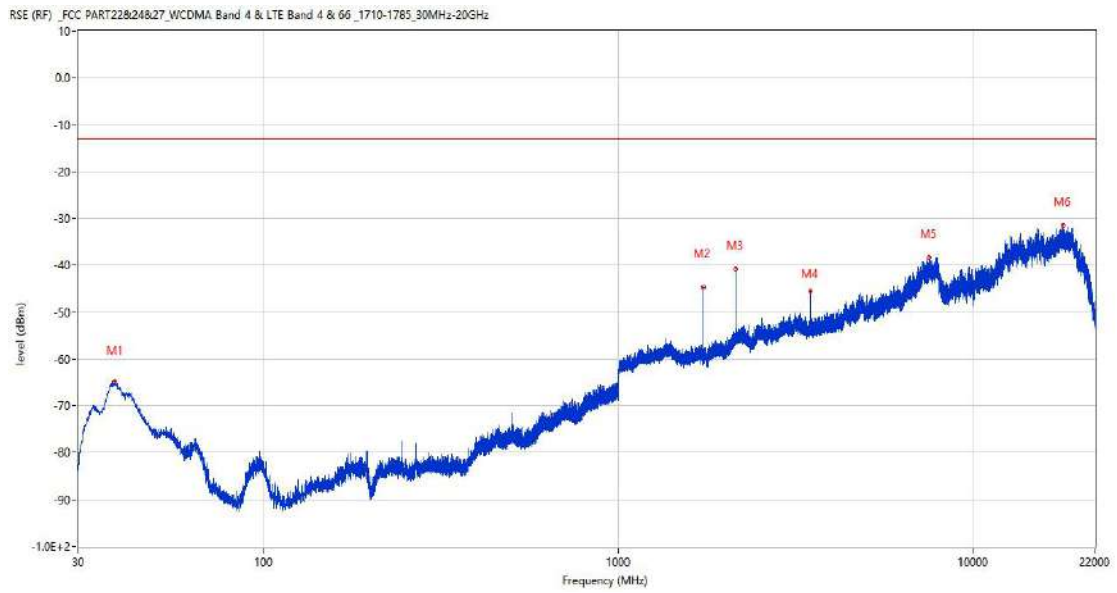
Frequency (MHz)	Result (dBm)	Factor (dB)	PK Limit (dBm)	Margin (dB)	Table (o)	ANT	EUT	Verdict
880.205	-65.55	2.15	-13.0	52.55	233.00	Horizontal	Horizontal	Pass
1730.600	-38.43	-4.07	-13.0	25.43	180.00	Horizontal	Horizontal	N/A
2132.500	-30.43	-1.56	-13.0	17.43	294.00	Horizontal	Horizontal	N/A
3461.000	-47.38	3.71	-13.0	34.38	334.00	Horizontal	Horizontal	Pass
7504.000	-37.00	16.19	-13.0	24.00	320.00	Horizontal	Horizontal	Pass
17834.725	-31.76	26.05	-13.0	18.76	0.00	Horizontal	Horizontal	Pass

RSE-H&V LTE Band 4 BW5 CH20175



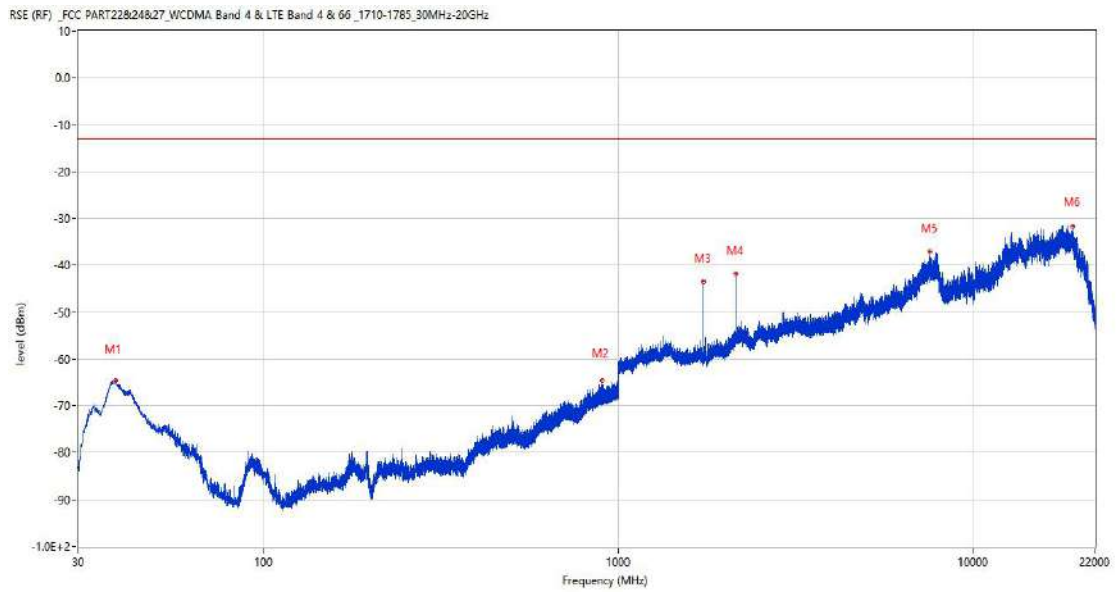
Frequency (MHz)	Result (dBm)	Factor (dB)	PK Limit (dBm)	Margin (dB)	Table (o)	ANT	EUT	Verdict
38.148	-77.73	-18.90	-13.0	64.73	324.00	Horizontal	Vertical	Pass
916.823	-65.36	2.49	-13.0	52.36	219.00	Horizontal	Vertical	Pass
1730.600	-40.19	-4.07	-13.0	27.19	170.00	Horizontal	Vertical	N/A
2133.900	-31.44	-1.49	-13.0	18.44	255.00	Horizontal	Vertical	N/A
7535.750	-37.69	16.63	-13.0	24.69	166.00	Horizontal	Vertical	Pass
17828.712	-30.29	26.12	-13.0	17.29	293.00	Horizontal	Vertical	Pass

RSE-V&V LTE Band 4 BW5 CH20175



Frequency (MHz)	Result (dBm)	Factor (dB)	PK Limit (dBm)	Margin (dB)	Table (o)	ANT	EUT	Verdict
38.002	-64.71	-18.88	-13.0	51.71	41.00	Vertical	Vertical	Pass
1730.600	-44.60	-4.07	-13.0	31.60	149.00	Vertical	Vertical	N/A
2133.700	-40.86	-1.49	-13.0	27.86	231.00	Vertical	Vertical	N/A
3461.000	-45.51	3.71	-13.0	32.51	212.00	Vertical	Vertical	Pass
7491.000	-38.25	16.81	-13.0	25.25	283.00	Vertical	Vertical	Pass
17831.487	-31.37	26.09	-13.0	18.37	176.00	Vertical	Vertical	Pass

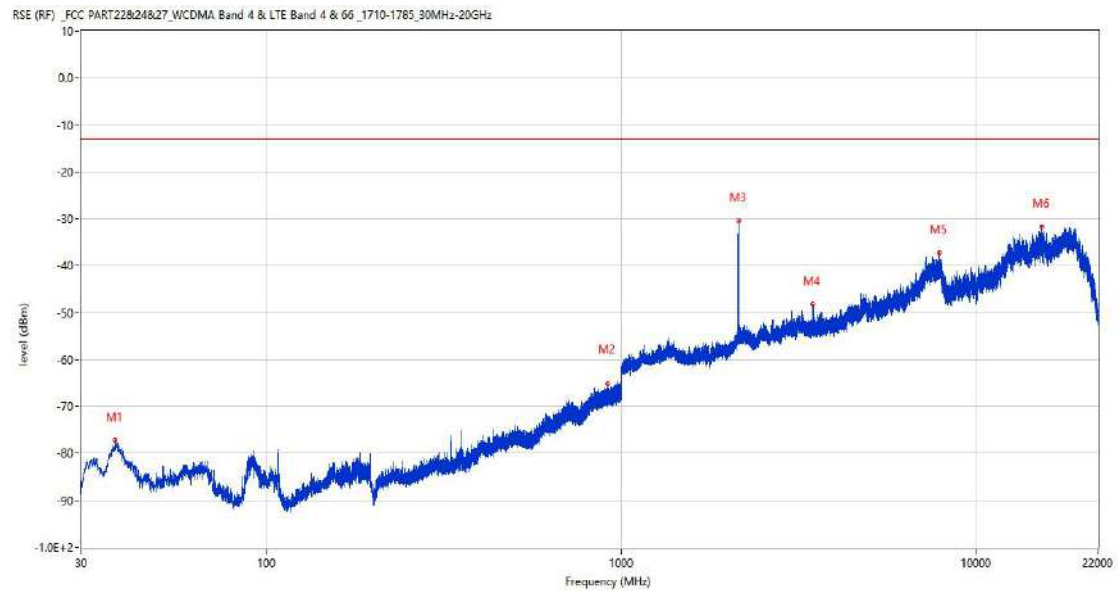
RSE-V&H LTE Band 4 BW5 CH20175



Frequency (MHz)	Result (dBm)	Factor (dB)	PK Limit (dBm)	Margin (dB)	Table (o)	ANT	EUT	Verdict
38.245	-64.66	-18.92	-13.0	51.66	115.00	Vertical	Horizontal	Pass
896.646	-64.66	2.24	-13.0	51.66	262.00	Vertical	Horizontal	Pass
1730.500	-43.46	-4.07	-13.0	30.46	319.00	Vertical	Horizontal	N/A
2131.100	-41.87	-1.64	-13.0	28.87	81.00	Vertical	Horizontal	N/A
7543.500	-36.98	16.66	-13.0	23.98	350.00	Vertical	Horizontal	Pass
18991.438	-31.55	23.97	-13.0	18.55	268.00	Vertical	Horizontal	Pass

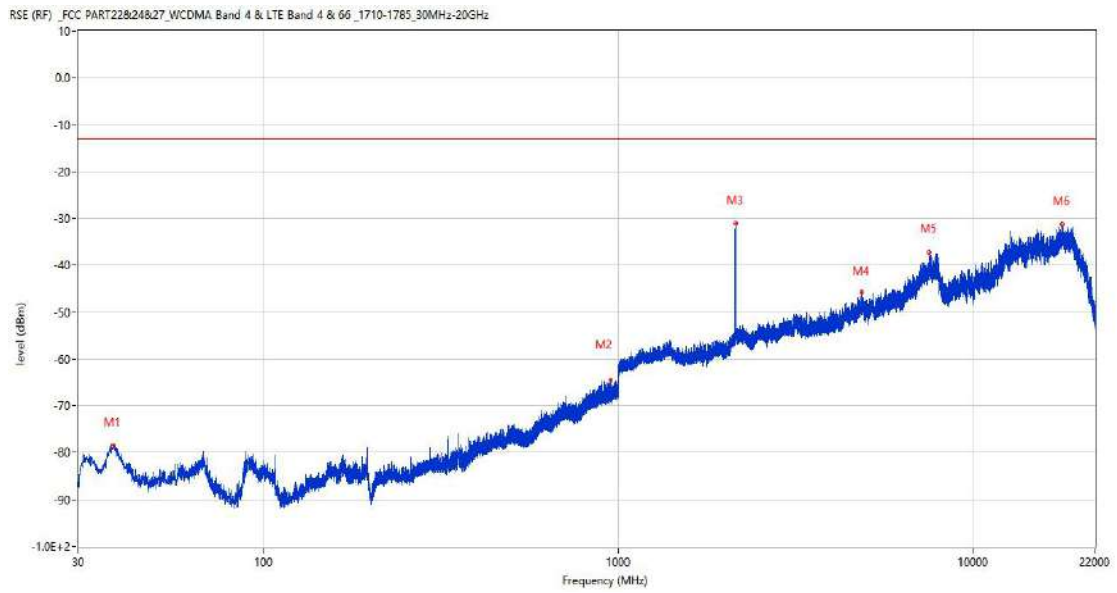
9.4 LTE Band 4 BW10, Middle Channel

RSE-H&H LTE Band 4 BW10 CH20175



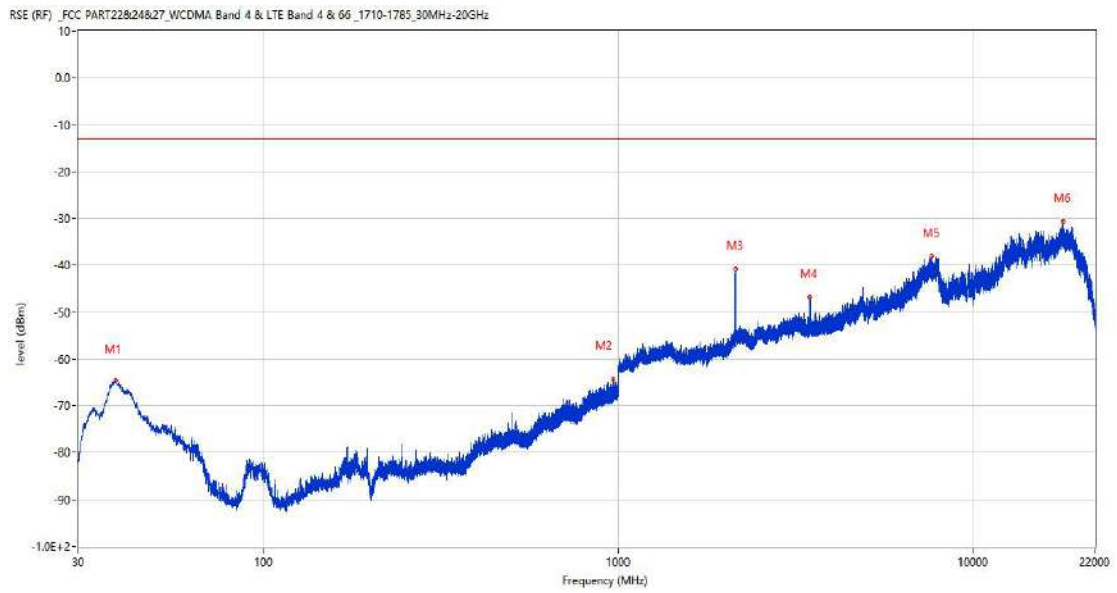
Frequency (MHz)	Result (dBm)	Factor (dB)	PK Limit (dBm)	Margin (dB)	Table (o)	ANT	EUT	Verdict
37.420	-77.18	-19.02	-13.0	64.18	320.00	Horizontal	Horizontal	Pass
913.573	-65.25	2.46	-13.0	52.25	123.00	Horizontal	Horizontal	Pass
2133.700	-30.43	-1.49	-13.0	17.43	256.00	Horizontal	Horizontal	N/A
3455.750	-48.27	3.60	-13.0	35.27	17.00	Horizontal	Horizontal	Pass
7853.250	-37.22	16.21	-13.0	24.22	107.00	Horizontal	Horizontal	Pass
15215.126	-31.68	24.30	-13.0	18.68	247.00	Horizontal	Horizontal	Pass

RSE-H&V LTE Band 4 BW10 CH20175



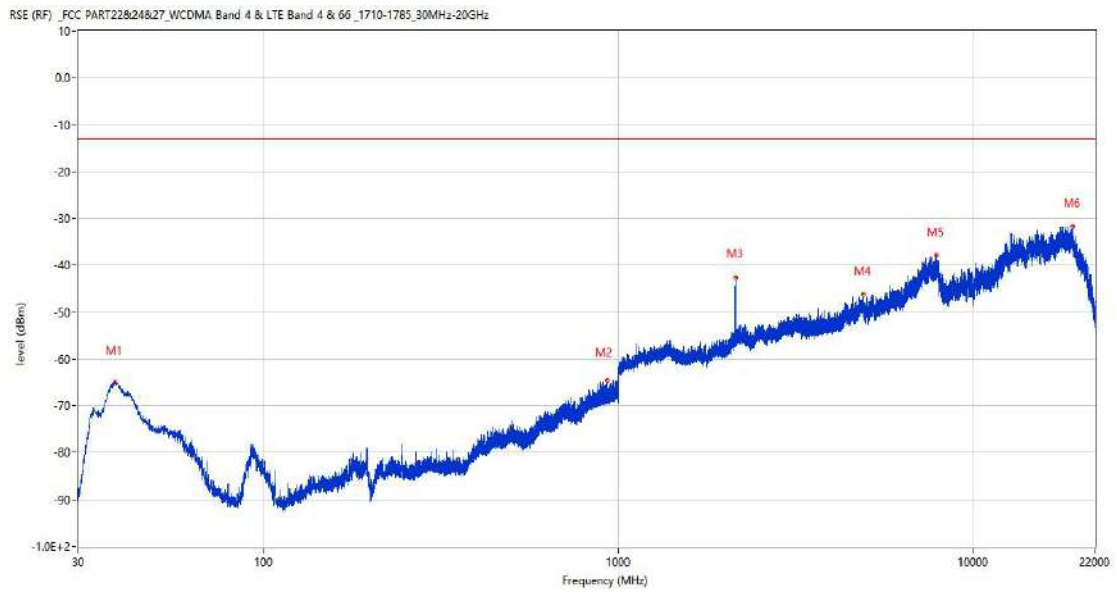
Frequency (MHz)	Result (dBm)	Factor (dB)	PK Limit (dBm)	Margin (dB)	Table (o)	ANT	EUT	Verdict
37.614	-78.53	-18.97	-13.0	65.53	360.00	Horizontal	Vertical	Pass
950.530	-64.64	2.90	-13.0	51.64	114.00	Horizontal	Vertical	Pass
2131.700	-31.01	-1.61	-13.0	18.01	284.00	Horizontal	Vertical	N/A
4820.250	-45.74	7.74	-13.0	32.74	18.00	Horizontal	Vertical	Pass
7496.750	-37.15	16.63	-13.0	24.15	357.00	Horizontal	Vertical	Pass
17785.698	-31.29	26.28	-13.0	18.29	291.00	Horizontal	Vertical	Pass

RSE-V&V LTE Band 4 BW10 CH20175



Frequency (MHz)	Result (dBm)	Factor (dB)	PK Limit (dBm)	Margin (dB)	Table (o)	ANT	EUT	Verdict
38.197	-64.57	-18.91	-13.0	51.57	140.00	Vertical	Vertical	Pass
964.935	-64.47	3.25	-13.0	51.47	352.00	Vertical	Vertical	Pass
2134.200	-40.74	-1.48	-13.0	27.74	235.00	Vertical	Vertical	N/A
3456.250	-46.84	3.62	-13.0	33.84	249.00	Vertical	Vertical	Pass
7618.500	-38.14	15.65	-13.0	25.14	119.00	Vertical	Vertical	Pass
17829.175	-30.54	26.11	-13.0	17.54	306.00	Vertical	Vertical	Pass

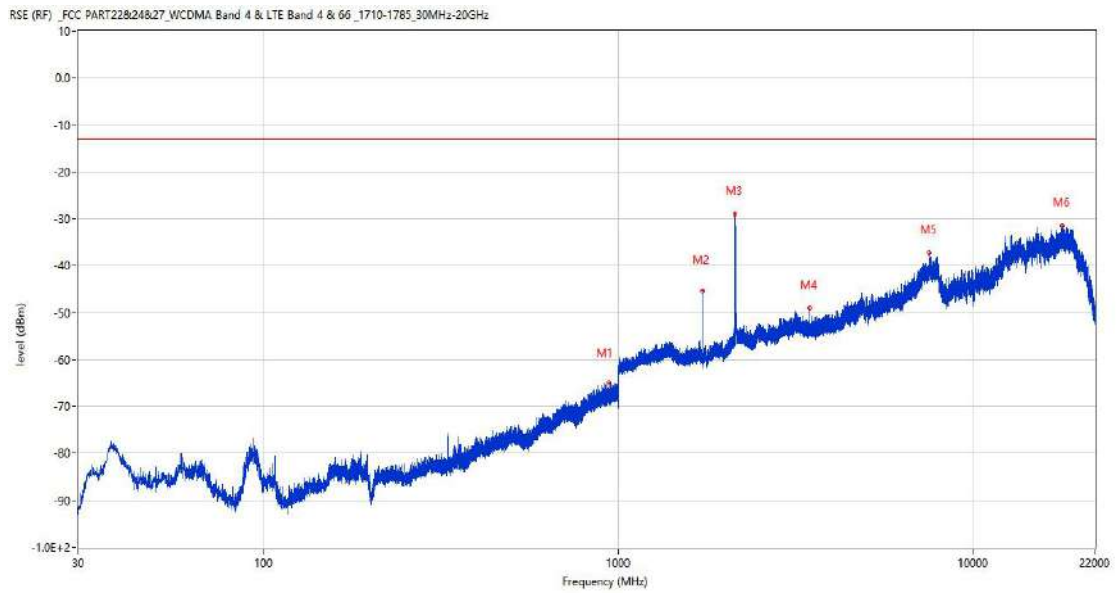
RSE-V&H LTE Band 4 BW10 CH20175



Frequency (MHz)	Result (dBm)	Factor (dB)	PK Limit (dBm)	Margin (dB)	Table (o)	ANT	EUT	Verdict
37.906	-64.94	-18.90	-13.0	51.94	33.00	Vertical	Horizontal	Pass
926.814	-64.67	2.54	-13.0	51.67	219.00	Vertical	Horizontal	Pass
2132.900	-42.51	-1.53	-13.0	29.51	82.00	Vertical	Horizontal	N/A
4880.250	-46.12	7.45	-13.0	33.12	350.00	Vertical	Horizontal	Pass
7854.000	-37.91	16.27	-13.0	24.91	264.00	Vertical	Horizontal	Pass
18997.449	-31.71	23.96	-13.0	18.71	204.00	Vertical	Horizontal	Pass

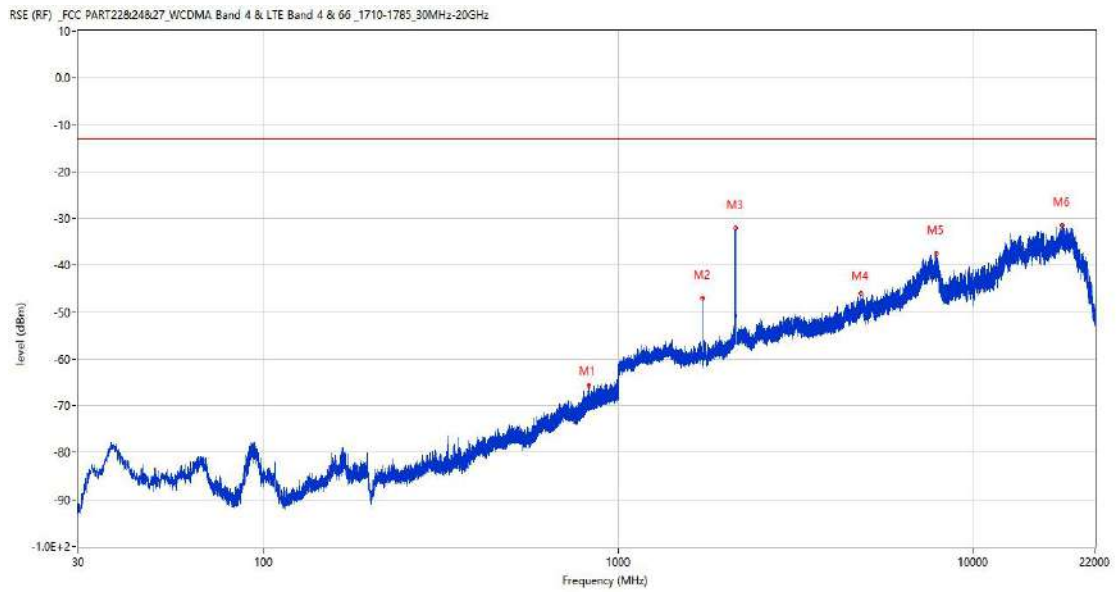
9.5 LTE Band 4 BW15, Middle Channel

RSE-H&H LTE Band 4 BW15 CH20175



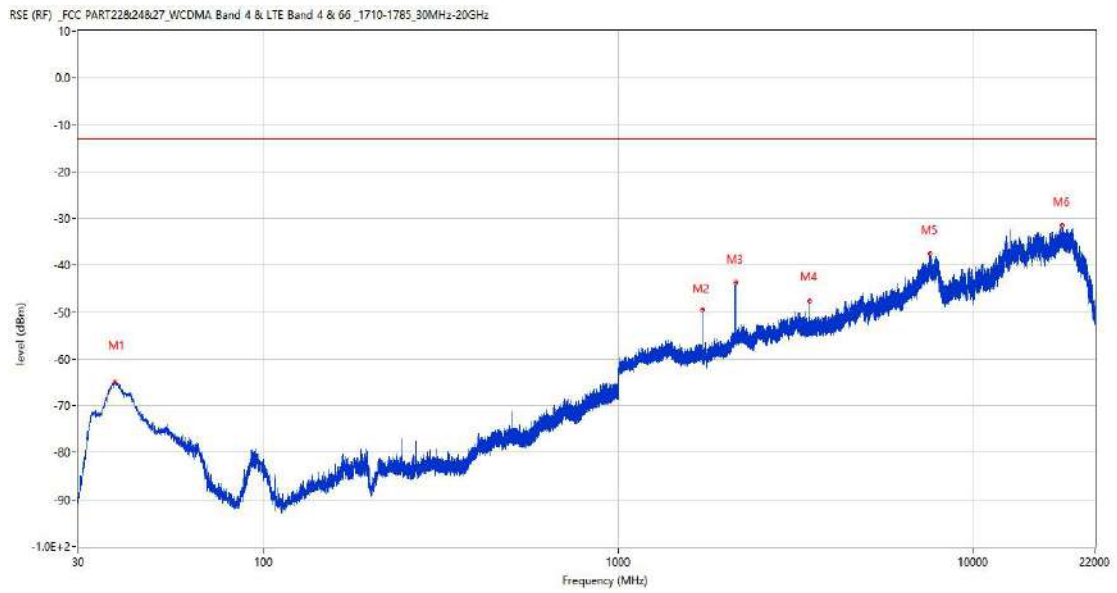
Frequency (MHz)	Result (dBm)	Factor (dB)	PK Limit (dBm)	Margin (dB)	Table (o)	ANT	EUT	Verdict
940.345	-65.05	2.67	-13.0	52.05	222.00	Horizontal	Horizontal	Pass
1726.000	-45.33	-4.05	-13.0	32.33	160.00	Horizontal	Horizontal	N/A
2128.500	-28.93	-1.76	-13.0	15.93	306.00	Horizontal	Horizontal	N/A
3451.500	-48.97	3.46	-13.0	35.97	349.00	Horizontal	Horizontal	Pass
7485.750	-37.28	16.70	-13.0	24.28	125.00	Horizontal	Horizontal	Pass
17788.013	-31.48	26.31	-13.0	18.48	111.00	Horizontal	Horizontal	Pass

RSE-H&V LTE Band 4 BW15 CH20175



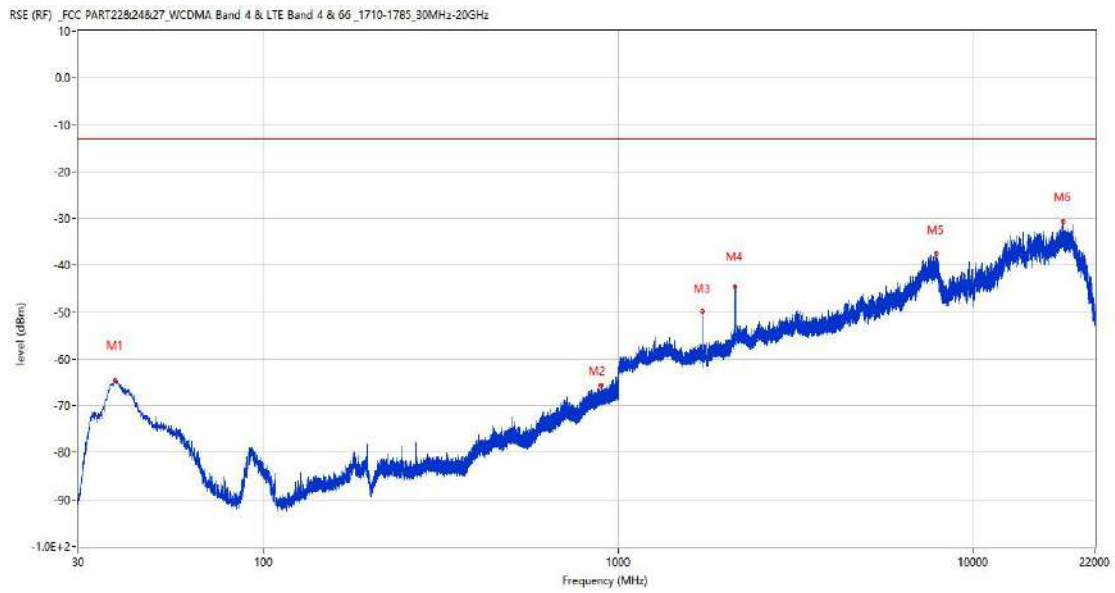
Frequency (MHz)	Result (dBm)	Factor (dB)	PK Limit (dBm)	Margin (dB)	Table (o)	ANT	EUT	Verdict
825.157	-65.60	1.11	-13.0	52.60	231.00	Horizontal	Vertical	Pass
1726.100	-46.90	-4.05	-13.0	33.90	152.00	Horizontal	Vertical	N/A
2131.000	-32.07	-1.65	-13.0	19.07	260.00	Horizontal	Vertical	N/A
4819.000	-45.83	7.75	-13.0	32.83	97.00	Horizontal	Vertical	Pass
7857.500	-37.48	16.49	-13.0	24.48	348.00	Horizontal	Vertical	Pass
17793.100	-31.45	26.38	-13.0	18.45	360.00	Horizontal	Vertical	Pass

RSE-V&V LTE Band 4 BW15 CH20175



Frequency (MHz)	Result (dBm)	Factor (dB)	PK Limit (dBm)	Margin (dB)	Table (o)	ANT	EUT	Verdict
38.051	-64.93	-18.89	-13.0	51.93	360.00	Vertical	Vertical	Pass
1726.100	-49.55	-4.05	-13.0	36.55	145.00	Vertical	Vertical	N/A
2136.200	-43.58	-1.45	-13.0	30.58	309.00	Vertical	Vertical	N/A
3452.000	-47.51	3.47	-13.0	34.51	228.00	Vertical	Vertical	Pass
7532.000	-37.39	16.47	-13.0	24.39	5.00	Vertical	Vertical	Pass
17734.824	-31.37	25.66	-13.0	18.37	40.00	Vertical	Vertical	Pass

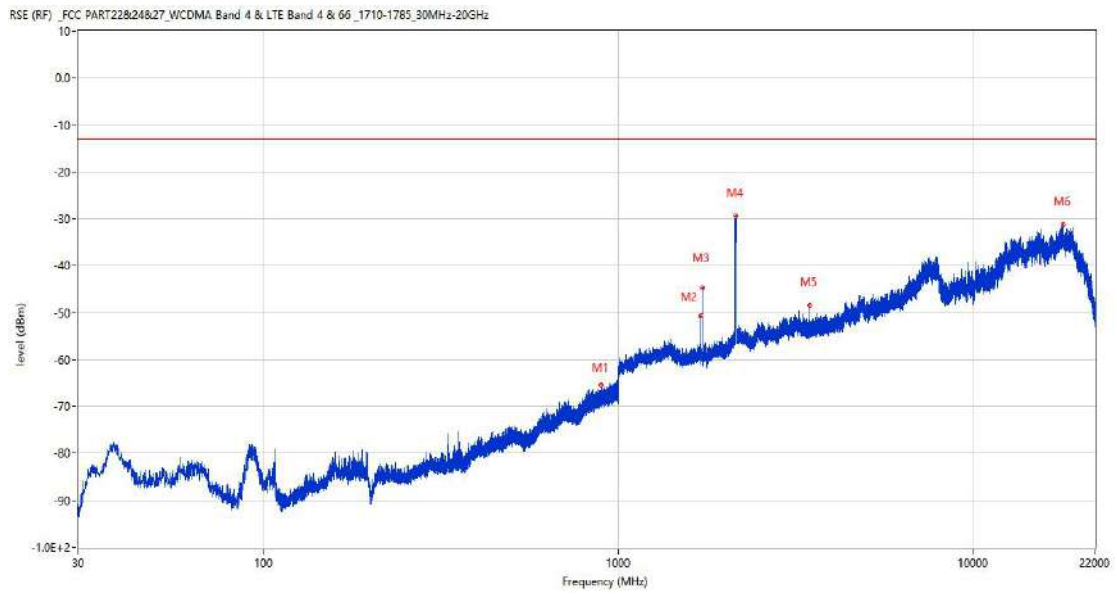
RSE-V&H LTE Band 4 BW15 CH20175



Frequency (MHz)	Result (dBm)	Factor (dB)	PK Limit (dBm)	Margin (dB)	Table (o)	ANT	EUT	Verdict
37.906	-64.63	-18.90	-13.0	51.63	75.00	Vertical	Horizontal	Pass
893.106	-65.52	2.21	-13.0	52.52	21.00	Vertical	Horizontal	Pass
1725.900	-49.83	-4.05	-13.0	36.83	324.00	Vertical	Horizontal	N/A
2127.000	-44.43	-1.86	-13.0	31.43	96.00	Vertical	Horizontal	N/A
7862.250	-37.50	16.79	-13.0	24.50	3.00	Vertical	Horizontal	Pass
17834.263	-30.51	26.05	-13.0	17.51	319.00	Vertical	Horizontal	Pass

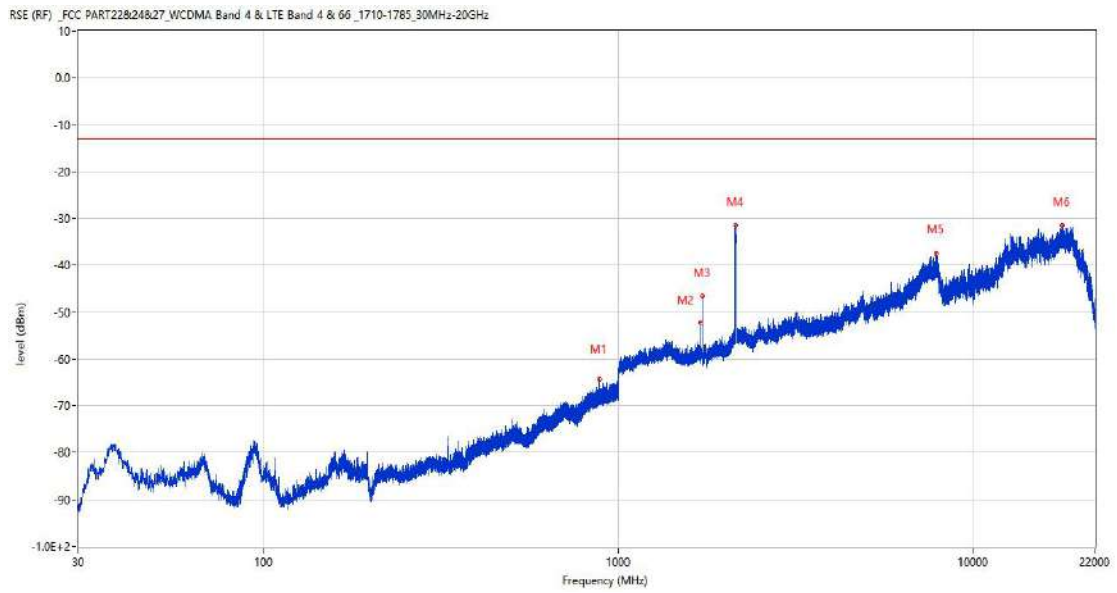
9.6 LTE Band 4 BW20, Middle Channel

RSE-H&H LTE Band 4 BW20 CH20175



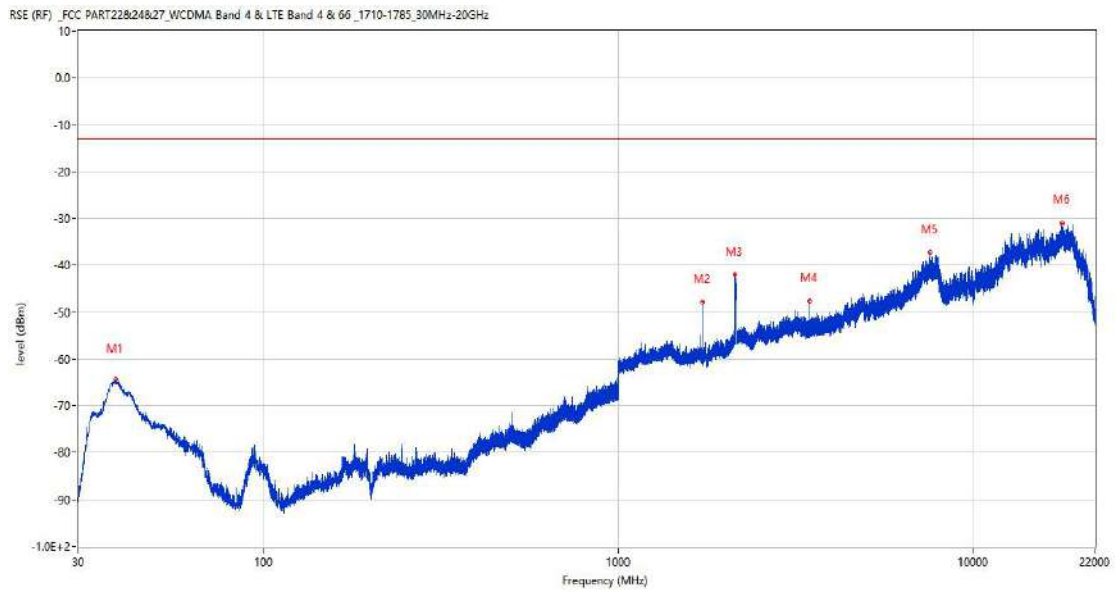
Frequency (MHz)	Result (dBm)	Factor (dB)	PK Limit (dBm)	Margin (dB)	Table (o)	ANT	EUT	Verdict
889.274	-65.51	2.15	-13.0	52.51	19.00	Horizontal	Horizontal	Pass
1703.600	-50.78	-3.96	-13.0	37.78	66.00	Horizontal	Horizontal	N/A
1723.800	-44.70	-4.04	-13.0	31.70	155.00	Horizontal	Horizontal	N/A
2141.000	-29.40	-1.40	-13.0	16.40	292.00	Horizontal	Horizontal	N/A
3447.500	-48.50	3.41	-13.0	35.50	18.00	Horizontal	Horizontal	Pass
17812.062	-31.31	26.32	-13.0	18.31	191.00	Horizontal	Horizontal	Pass

RSE-H&V LTE Band 4 BW20 CH20175



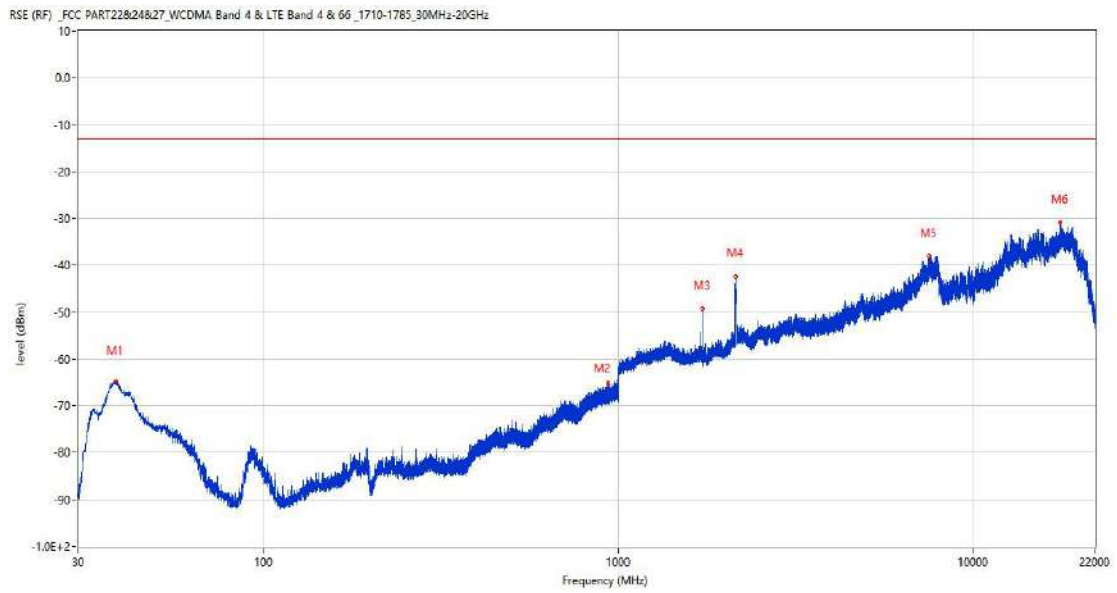
Frequency (MHz)	Result (dBm)	Factor (dB)	PK Limit (dBm)	Margin (dB)	Table (o)	ANT	EUT	Verdict
883.212	-64.40	2.13	-13.0	51.40	322.00	Horizontal	Vertical	Pass
1704.900	-52.09	-3.97	-13.0	39.09	181.00	Horizontal	Vertical	N/A
1723.900	-46.65	-4.04	-13.0	33.65	156.00	Horizontal	Vertical	N/A
2131.600	-31.39	-1.62	-13.0	18.39	300.00	Horizontal	Vertical	N/A
7853.750	-37.34	16.25	-13.0	24.34	34.00	Horizontal	Vertical	Pass
17794.949	-31.36	26.40	-13.0	18.36	127.00	Horizontal	Vertical	Pass

RSE-V&V LTE Band 4 BW20 CH20175



Frequency (MHz)	Result (dBm)	Factor (dB)	PK Limit (dBm)	Margin (dB)	Table (o)	ANT	EUT	Verdict
38.245	-64.43	-18.92	-13.0	51.43	104.00	Vertical	Vertical	Pass
1723.700	-47.88	-4.04	-13.0	34.88	164.00	Vertical	Vertical	N/A
2126.200	-42.07	-1.89	-13.0	29.07	233.00	Vertical	Vertical	N/A
3447.250	-47.59	3.43	-13.0	34.59	206.00	Vertical	Vertical	Pass
7531.000	-37.21	16.39	-13.0	24.21	84.00	Vertical	Vertical	Pass
17802.351	-31.03	26.44	-13.0	18.03	359.00	Vertical	Vertical	Pass

RSE-V&H LTE Band 4 BW20 CH20175

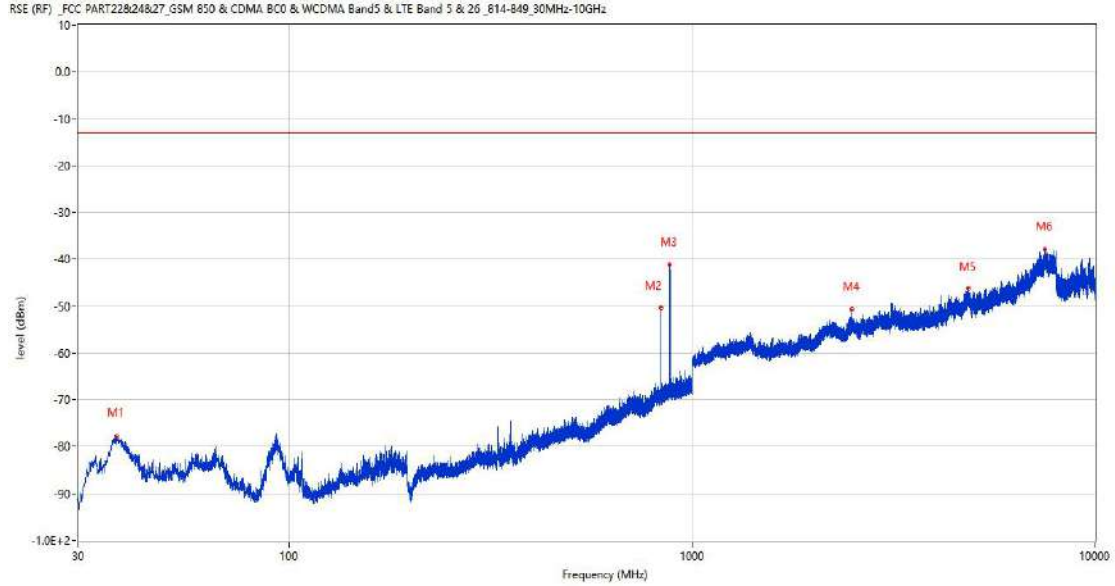


Frequency (MHz)	Result (dBm)	Factor (dB)	PK Limit (dBm)	Margin (dB)	Table (o)	ANT	EUT	Verdict
38.294	-64.78	-18.93	-13.0	51.78	360.00	Vertical	Horizontal	Pass
934.331	-65.20	2.62	-13.0	52.20	228.00	Vertical	Horizontal	Pass
1724.000	-49.29	-4.04	-13.0	36.29	329.00	Vertical	Horizontal	N/A
2136.900	-42.31	-1.44	-13.0	29.31	86.00	Vertical	Horizontal	N/A
7486.250	-38.09	16.74	-13.0	25.09	3.00	Vertical	Horizontal	Pass
17569.712	-30.86	25.83	-13.0	17.86	99.00	Vertical	Horizontal	Pass

10 LTE Band 5

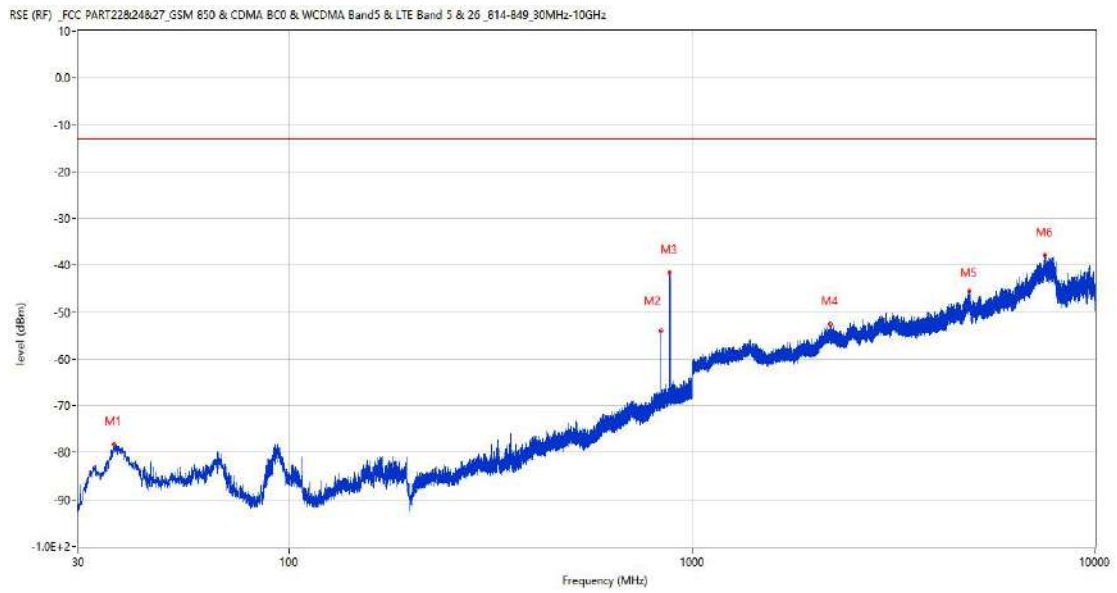
10.1 LTE Band 5 BW1.4, Middle Channel

RSE-H&H LTE Band 5 BW1.4 CH20525



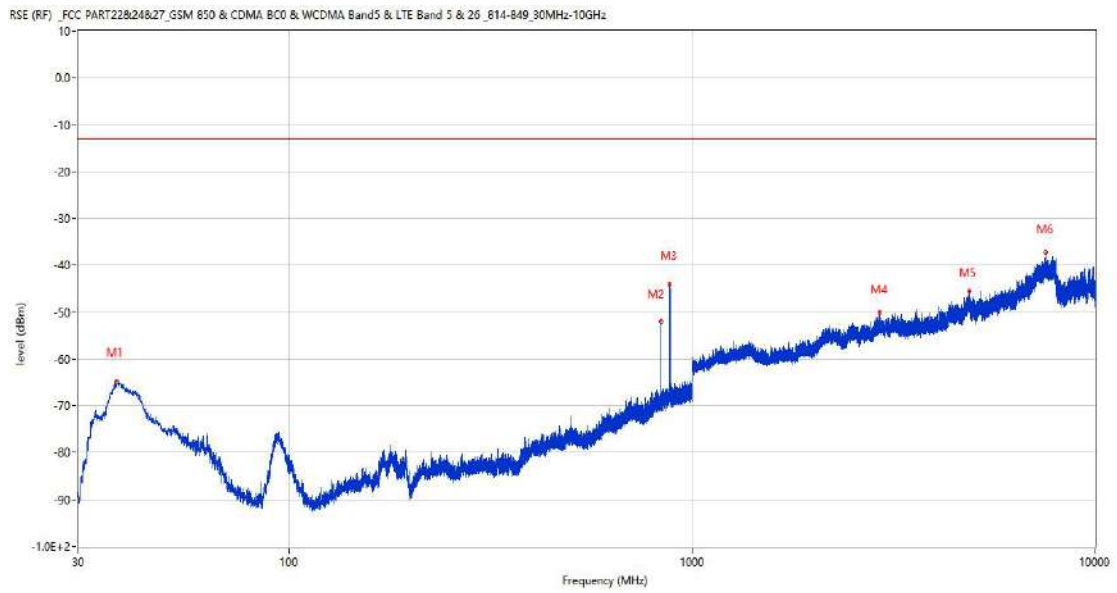
Frequency (MHz)	Result (dBm)	Factor (dB)	PK Limit (dBm)	Margin (dB)	Table (o)	ANT	EUT	Verdict
37.324	-77.75	-19.03	-13.0	64.75	340.00	Horizontal	Horizontal	Pass
836.070	-50.37	2.20	-13.0	37.37	316.00	Horizontal	Horizontal	N/A
881.127	-41.26	2.45	-13.0	28.26	35.00	Horizontal	Horizontal	N/A
2498.500	-50.65	0.28	-13.0	37.65	236.00	Horizontal	Horizontal	Pass
4843.500	-46.06	7.55	-13.0	33.06	105.00	Horizontal	Horizontal	Pass
7490.750	-37.93	16.82	-13.0	24.93	0.00	Horizontal	Horizontal	Pass

RSE-H&V LTE Band 5 BW1.4 CH20525



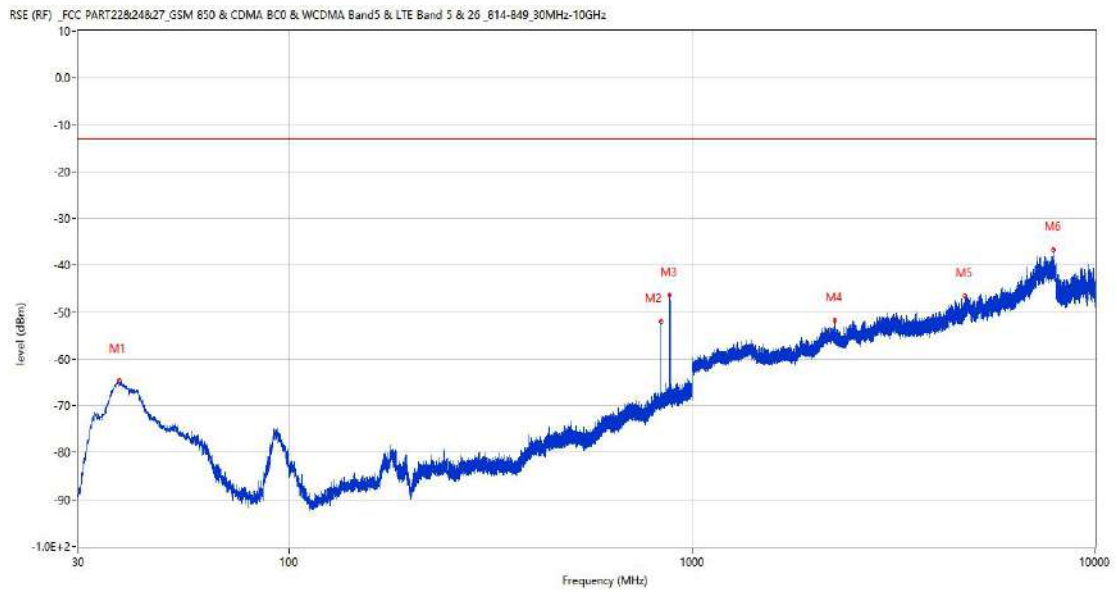
Frequency (MHz)	Result (dBm)	Factor (dB)	PK Limit (dBm)	Margin (dB)	Table (o)	ANT	EUT	Verdict
36.839	-78.19	-19.25	-13.0	65.19	344.00	Horizontal	Vertical	Pass
836.070	-54.02	2.20	-13.0	41.02	154.00	Horizontal	Vertical	N/A
881.612	-41.51	2.45	-13.0	28.51	150.00	Horizontal	Vertical	N/A
2203.400	-52.60	-0.42	-13.0	39.60	50.00	Horizontal	Vertical	Pass
4859.500	-45.47	7.79	-13.0	32.47	26.00	Horizontal	Vertical	Pass
7496.000	-37.79	16.69	-13.0	24.79	303.00	Horizontal	Vertical	Pass

RSE-V&V LTE Band 5 BW1.4 CH20525



Frequency (MHz)	Result (dBm)	Factor (dB)	PK Limit (dBm)	Margin (dB)	Table (o)	ANT	EUT	Verdict
37.275	-64.87	-19.04	-13.0	51.87	72.00	Vertical	Vertical	Pass
836.119	-51.95	2.20	-13.0	38.95	360.00	Vertical	Vertical	N/A
881.757	-44.00	2.45	-13.0	31.00	16.00	Vertical	Vertical	N/A
2927.400	-50.10	2.94	-13.0	37.10	109.00	Vertical	Vertical	Pass
4865.750	-45.59	7.78	-13.0	32.59	10.00	Vertical	Vertical	Pass
7529.500	-37.24	16.32	-13.0	24.24	205.00	Vertical	Vertical	Pass

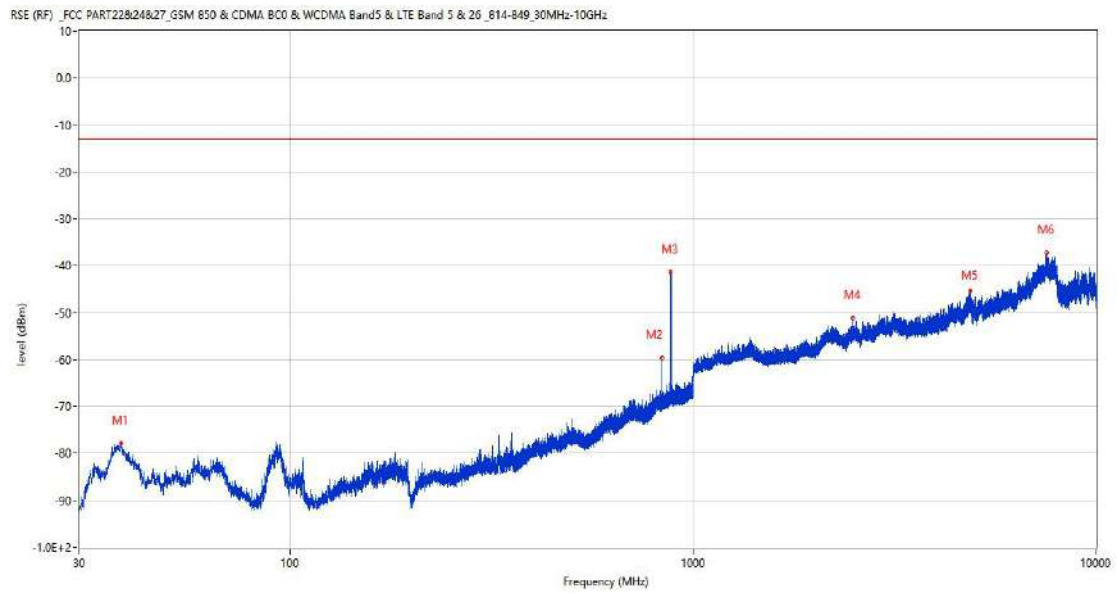
RSE-V&H LTE Band 5 BW1.4 CH20525



Frequency (MHz)	Result (dBm)	Factor (dB)	PK Limit (dBm)	Margin (dB)	Table (o)	ANT	EUT	Verdict
37.857	-64.58	-18.92	-13.0	51.58	75.00	Vertical	Horizontal	Pass
836.022	-52.00	2.20	-13.0	39.00	306.00	Vertical	Horizontal	N/A
881.563	-46.28	2.45	-13.0	33.28	171.00	Vertical	Horizontal	N/A
2261.300	-51.69	-1.05	-13.0	38.69	314.00	Vertical	Horizontal	Pass
4751.000	-46.65	7.48	-13.0	33.65	98.00	Vertical	Horizontal	Pass
7865.500	-36.67	16.88	-13.0	23.67	77.00	Vertical	Horizontal	Pass

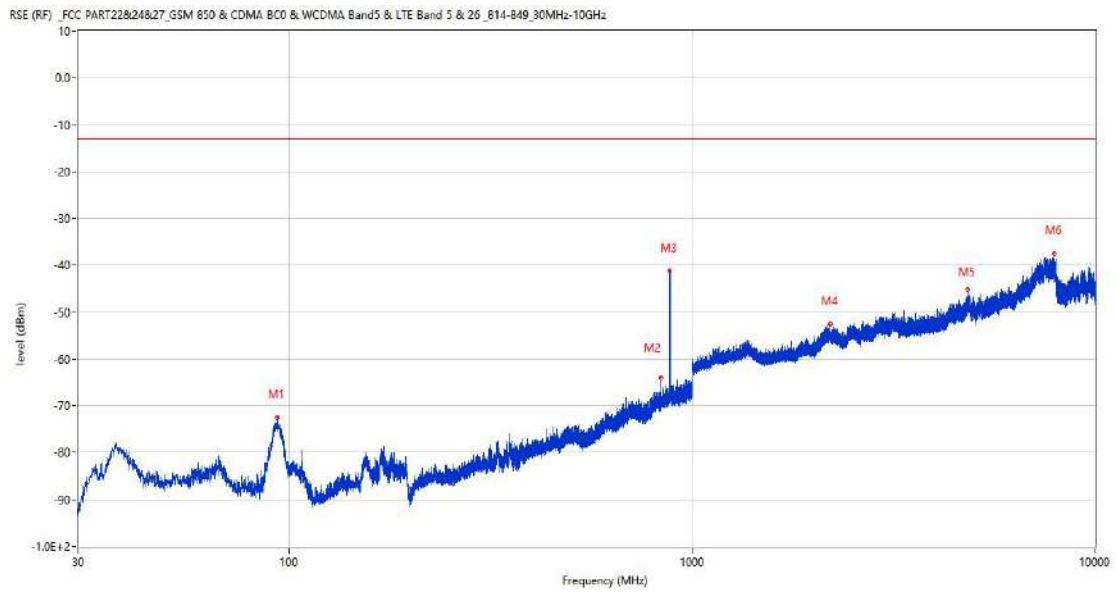
10.2 LTE Band 5 BW3, Middle Channel

RSE-H&H LTE Band 5 BW3 CH20525



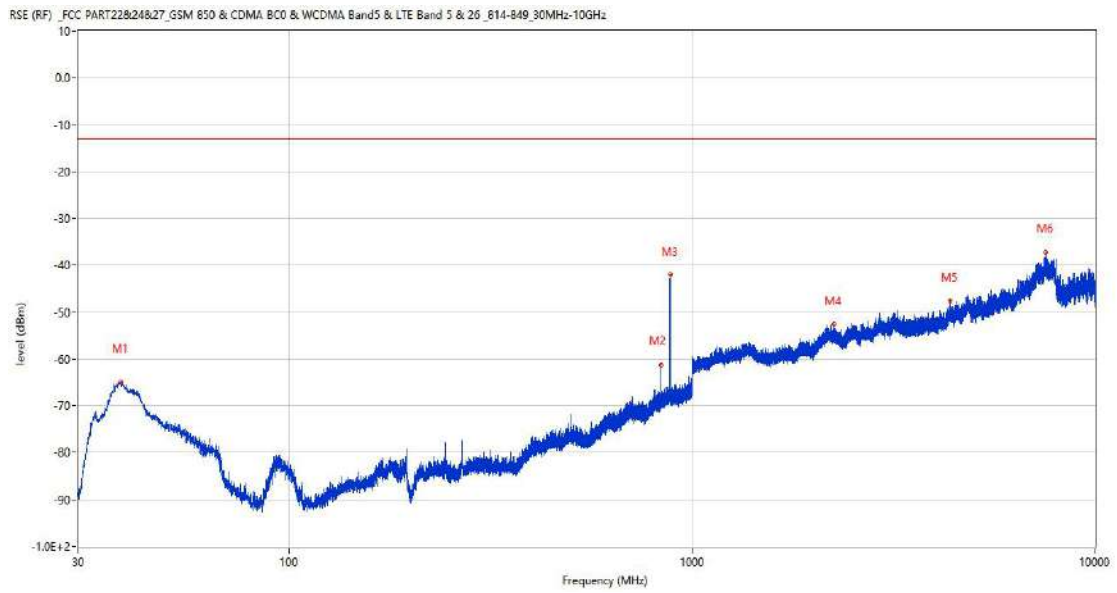
Frequency (MHz)	Result (dBm)	Factor (dB)	PK Limit (dBm)	Margin (dB)	Table (o)	ANT	EUT	Verdict
38.099	-77.77	-18.91	-13.0	64.77	314.00	Horizontal	Horizontal	Pass
835.294	-59.59	2.18	-13.0	46.59	314.00	Horizontal	Horizontal	N/A
881.030	-41.45	2.45	-13.0	28.45	267.00	Horizontal	Horizontal	N/A
2489.500	-51.09	0.15	-13.0	38.09	333.00	Horizontal	Horizontal	Pass
4864.500	-45.34	7.83	-13.0	32.34	93.00	Horizontal	Horizontal	Pass
7536.250	-37.25	16.67	-13.0	24.25	162.00	Horizontal	Horizontal	Pass

RSE-H&V LTE Band 5 BW3 CH20525



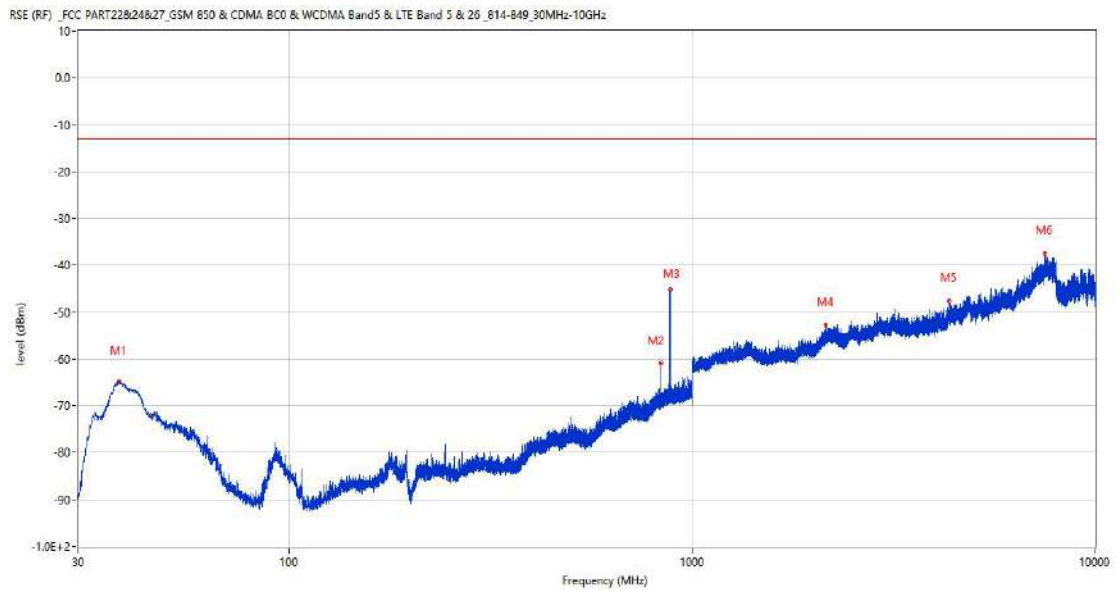
Frequency (MHz)	Result (dBm)	Factor (dB)	PK Limit (dBm)	Margin (dB)	Table (o)	ANT	EUT	Verdict
93.293	-72.40	-20.27	-13.0	59.40	238.00	Horizontal	Vertical	Pass
835.246	-63.97	2.18	-13.0	50.97	158.00	Horizontal	Vertical	N/A
880.545	-41.10	2.45	-13.0	28.10	140.00	Horizontal	Vertical	N/A
2201.500	-52.58	-0.38	-13.0	39.58	113.00	Horizontal	Vertical	Pass
4821.500	-45.20	7.71	-13.0	32.20	177.00	Horizontal	Vertical	Pass
7905.000	-37.40	16.82	-13.0	24.40	39.00	Horizontal	Vertical	Pass

RSE-V&V LTE Band 5 BW3 CH20525



Frequency (MHz)	Result (dBm)	Factor (dB)	PK Limit (dBm)	Margin (dB)	Table (o)	ANT	EUT	Verdict
38.245	-64.93	-18.94	-13.0	51.93	113.00	Vertical	Vertical	Pass
835.197	-61.30	2.18	-13.0	48.30	360.00	Vertical	Vertical	N/A
882.193	-41.95	2.44	-13.0	28.95	7.00	Vertical	Vertical	N/A
2247.400	-52.61	-0.70	-13.0	39.61	4.00	Vertical	Vertical	Pass
4357.500	-47.63	6.62	-13.0	34.63	228.00	Vertical	Vertical	Pass
7532.500	-37.13	16.50	-13.0	24.13	127.00	Vertical	Vertical	Pass

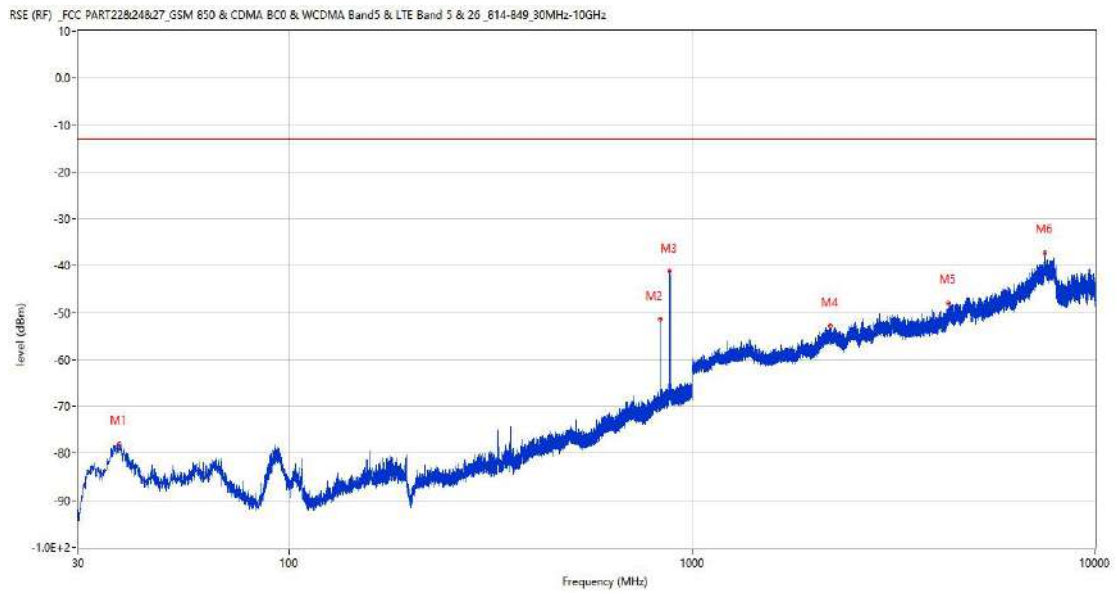
RSE-V&H LTE Band 5 BW3 CH20525



Frequency (MHz)	Result (dBm)	Factor (dB)	PK Limit (dBm)	Margin (dB)	Table (o)	ANT	EUT	Verdict
37.954	-64.75	-18.90	-13.0	51.75	353.00	Vertical	Horizontal	Pass
835.246	-60.93	2.18	-13.0	47.93	311.00	Vertical	Horizontal	N/A
881.854	-45.17	2.45	-13.0	32.17	170.00	Vertical	Horizontal	N/A
2146.100	-52.76	-0.46	-13.0	39.76	238.00	Vertical	Horizontal	Pass
4343.500	-47.63	6.86	-13.0	34.63	196.00	Vertical	Horizontal	Pass
7496.250	-37.46	16.67	-13.0	24.46	48.00	Vertical	Horizontal	Pass

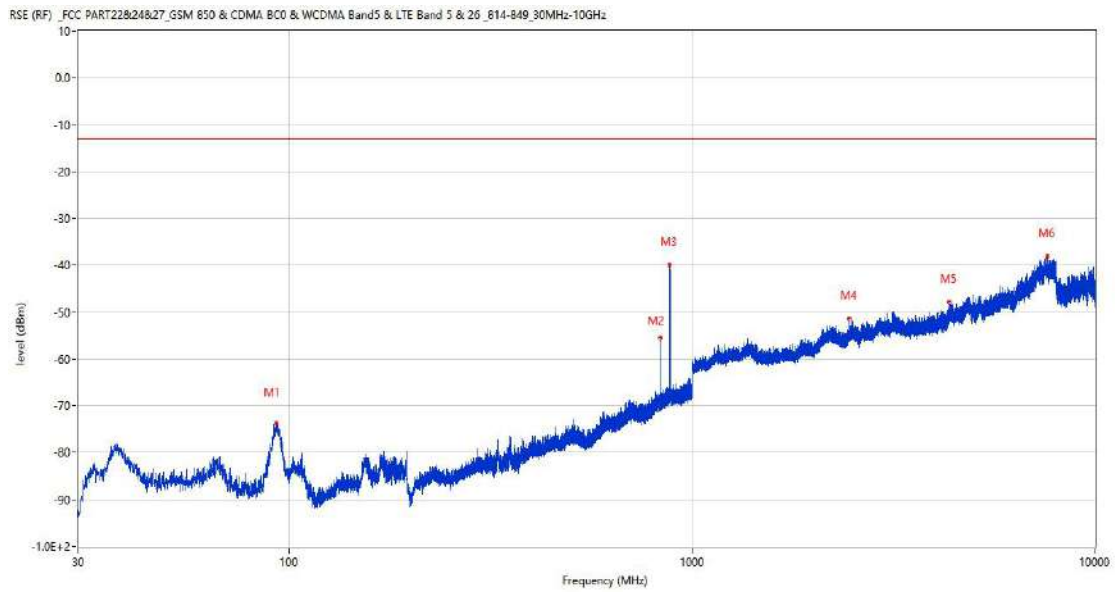
10.3 LTE Band 5 BW5, Middle Channel

RSE-H&H LTE Band 5 BW5 CH20525



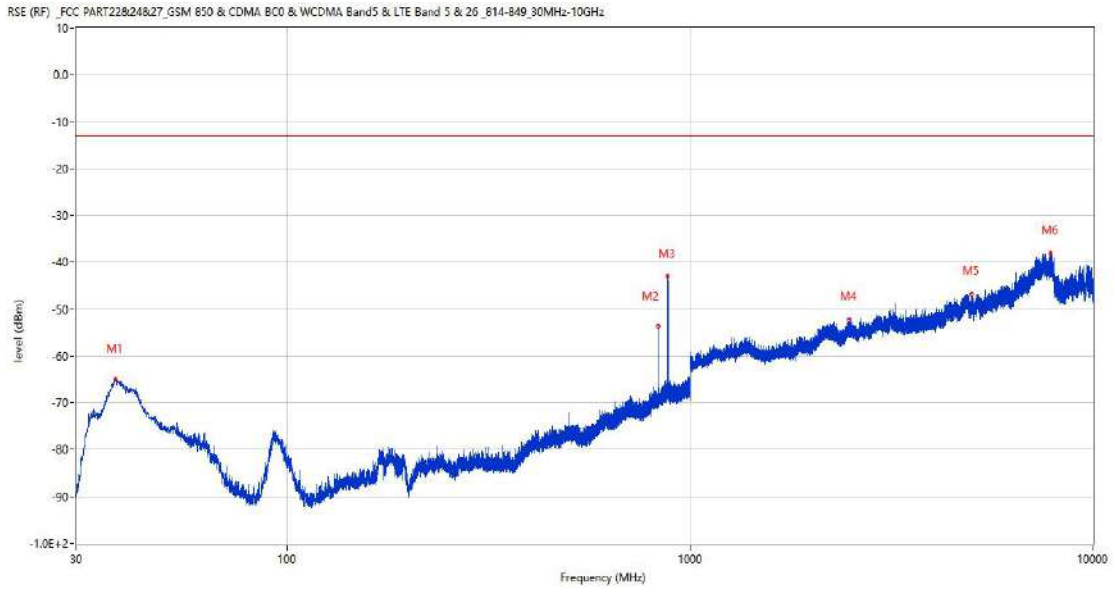
Frequency (MHz)	Result (dBm)	Factor (dB)	PK Limit (dBm)	Margin (dB)	Table (o)	ANT	EUT	Verdict
37.906	-77.96	-18.91	-13.0	64.96	354.00	Horizontal	Horizontal	Pass
834.324	-51.29	2.16	-13.0	38.29	307.00	Horizontal	Horizontal	N/A
879.332	-41.16	2.45	-13.0	28.16	36.00	Horizontal	Horizontal	N/A
2199.600	-52.87	-0.38	-13.0	39.87	337.00	Horizontal	Horizontal	Pass
4329.250	-48.04	7.05	-13.0	35.04	332.00	Horizontal	Horizontal	Pass
7485.750	-37.13	16.70	-13.0	24.13	114.00	Horizontal	Horizontal	Pass

RSE-H&V LTE Band 5 BW5 CH20525



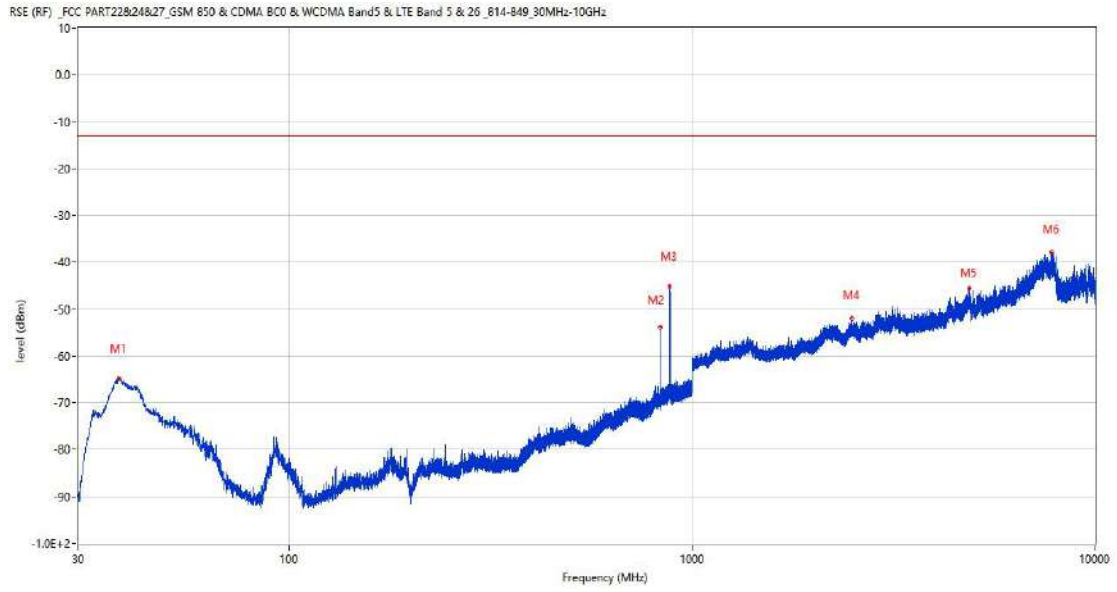
Frequency (MHz)	Result (dBm)	Factor (dB)	PK Limit (dBm)	Margin (dB)	Table (o)	ANT	EUT	Verdict
92.905	-73.62	-20.21	-13.0	60.62	239.00	Horizontal	Vertical	Pass
834.276	-55.47	2.16	-13.0	42.47	151.00	Horizontal	Vertical	N/A
879.332	-39.93	2.45	-13.0	26.93	37.00	Horizontal	Vertical	N/A
2452.700	-51.25	-0.35	-13.0	38.25	127.00	Horizontal	Vertical	Pass
4348.250	-47.83	6.62	-13.0	34.83	264.00	Horizontal	Vertical	Pass
7620.750	-38.02	15.55	-13.0	25.02	127.00	Horizontal	Vertical	Pass

RSE-V&V LTE Band 5 BW5 CH20525



Frequency (MHz)	Result (dBm)	Factor (dB)	PK Limit (dBm)	Margin (dB)	Table (o)	ANT	EUT	Verdict
37.517	-65.05	-18.99	-13.0	52.05	69.00	Vertical	Vertical	Pass
834.276	-53.60	2.16	-13.0	40.60	170.00	Vertical	Vertical	N/A
879.575	-42.97	2.45	-13.0	29.97	298.00	Vertical	Vertical	N/A
2483.200	-52.16	0.37	-13.0	39.16	199.00	Vertical	Vertical	Pass
4999.500	-46.80	8.37	-13.0	33.80	103.00	Vertical	Vertical	Pass
7858.500	-38.05	16.54	-13.0	25.05	82.00	Vertical	Vertical	Pass

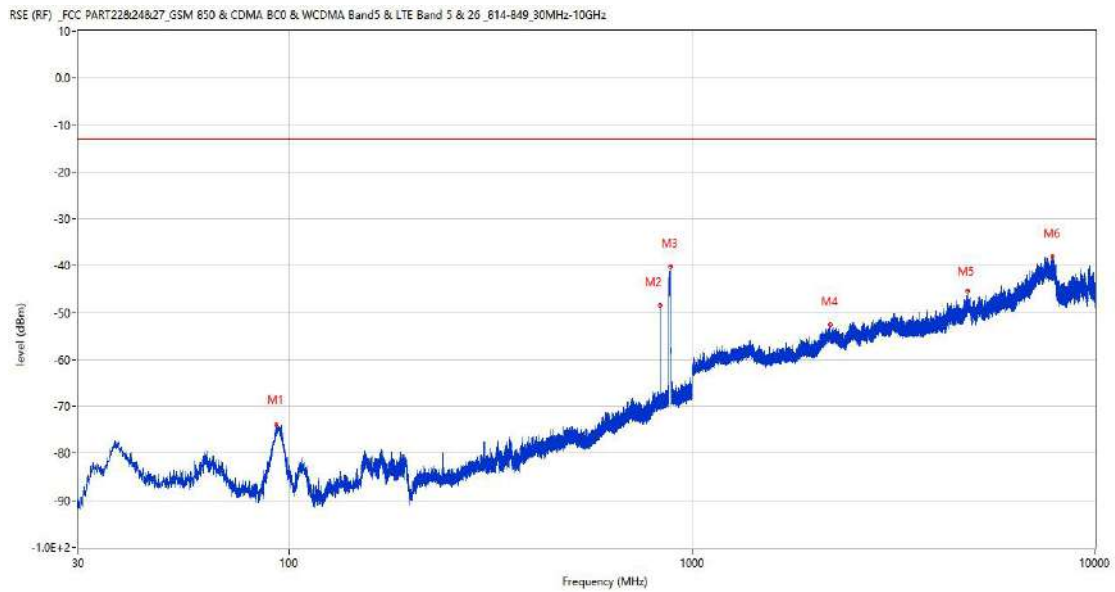
RSE-V&H LTE Band 5 BW5 CH20525



Frequency (MHz)	Result (dBm)	Factor (dB)	PK Limit (dBm)	Margin (dB)	Table (o)	ANT	EUT	Verdict
37.954	-64.76	-18.90	-13.0	51.76	112.00	Vertical	Horizontal	Pass
834.276	-53.72	2.16	-13.0	40.72	297.00	Vertical	Horizontal	N/A
879.623	-45.01	2.45	-13.0	32.01	170.00	Vertical	Horizontal	N/A
2498.000	-51.86	0.29	-13.0	38.86	67.00	Vertical	Horizontal	Pass
4878.750	-45.58	7.48	-13.0	32.58	207.00	Vertical	Horizontal	Pass
7814.500	-37.89	16.58	-13.0	24.89	0.00	Vertical	Horizontal	Pass

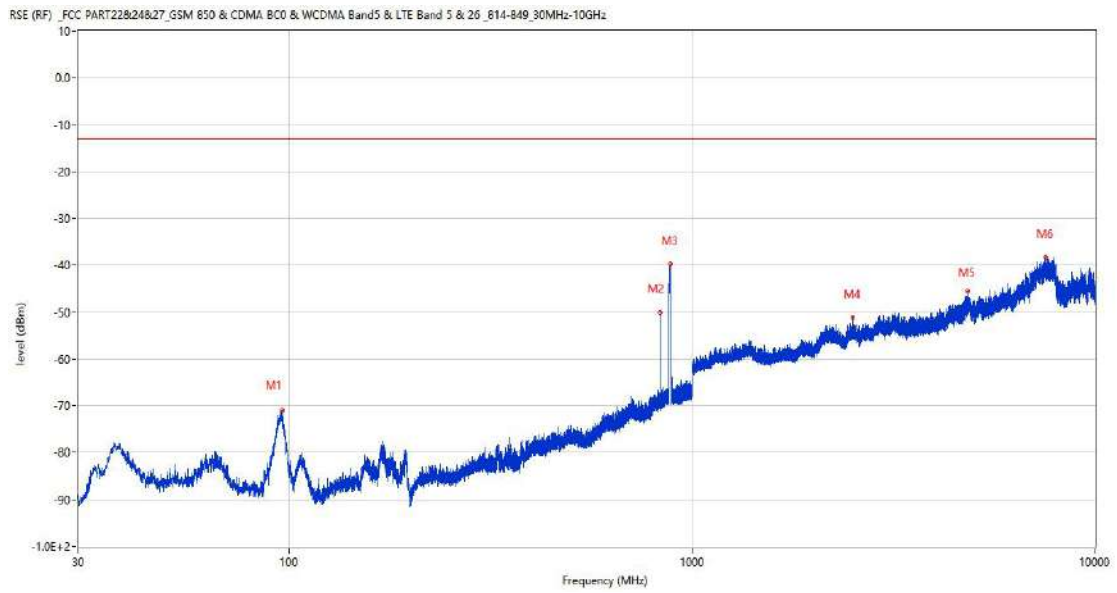
10.4 LTE Band 5 BW10, Middle Channel

RSE-H&H LTE Band 5 BW10 CH20525



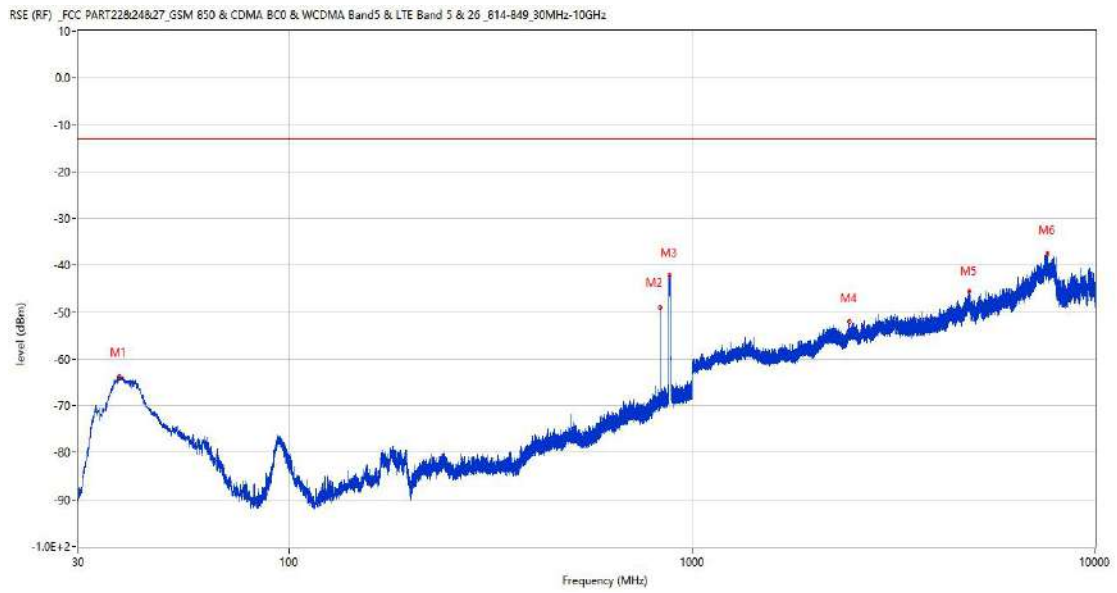
Frequency (MHz)	Result (dBm)	Factor (dB)	PK Limit (dBm)	Margin (dB)	Table (o)	ANT	EUT	Verdict
92.953	-73.99	-20.22	-13.0	60.99	54.00	Horizontal	Horizontal	Pass
832.093	-48.34	2.12	-13.0	35.34	297.00	Horizontal	Horizontal	N/A
884.085	-40.23	2.38	-13.0	27.23	137.00	Horizontal	Horizontal	N/A
2201.200	-52.56	-0.38	-13.0	39.56	113.00	Horizontal	Horizontal	Pass
4812.500	-45.24	7.95	-13.0	32.24	85.00	Horizontal	Horizontal	Pass
7853.250	-38.15	16.21	-13.0	25.15	27.00	Horizontal	Horizontal	Pass

RSE-H&V LTE Band 5 BW10 CH20525



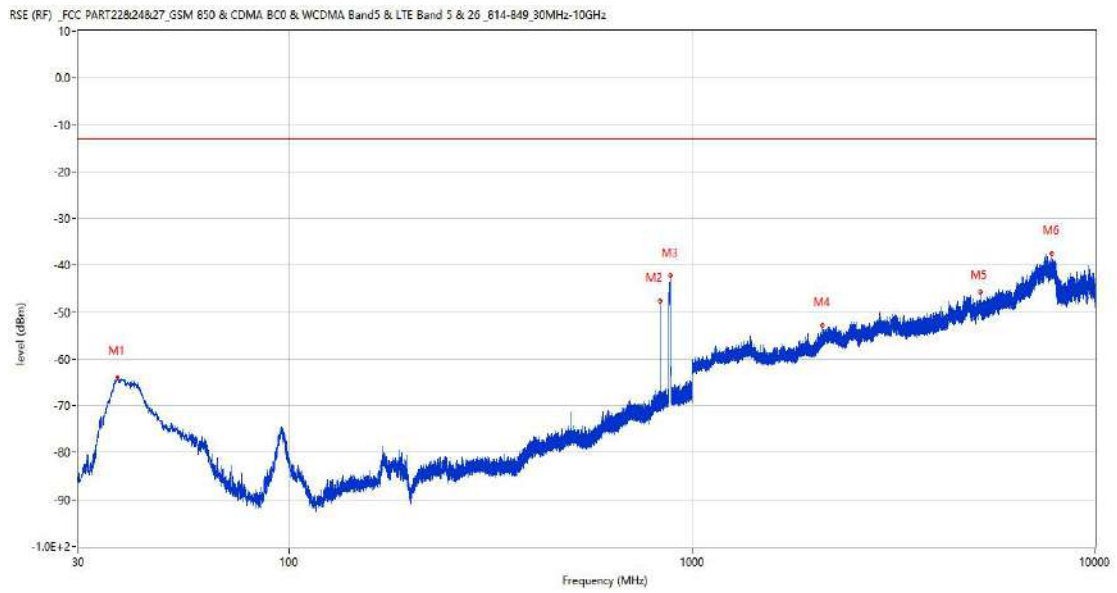
Frequency (MHz)	Result (dBm)	Factor (dB)	PK Limit (dBm)	Margin (dB)	Table (o)	ANT	EUT	Verdict
96.154	-71.03	-20.54	-13.0	58.03	70.00	Horizontal	Vertical	Pass
832.044	-50.05	2.12	-13.0	37.05	142.00	Horizontal	Vertical	N/A
885.637	-39.81	2.33	-13.0	26.81	142.00	Horizontal	Vertical	N/A
2503.900	-51.18	0.33	-13.0	38.18	15.00	Horizontal	Vertical	Pass
4831.000	-45.53	7.58	-13.0	32.53	204.00	Horizontal	Vertical	Pass
7551.500	-38.36	15.69	-13.0	25.36	247.00	Horizontal	Vertical	Pass

RSE-V&V LTE Band 5 BW10 CH20525



Frequency (MHz)	Result (dBm)	Factor (dB)	PK Limit (dBm)	Margin (dB)	Table (o)	ANT	EUT	Verdict
37.954	-63.67	-18.90	-13.0	50.67	69.00	Vertical	Vertical	Pass
832.093	-48.97	2.12	-13.0	35.97	127.00	Vertical	Vertical	N/A
880.932	-42.13	2.45	-13.0	29.13	197.00	Vertical	Vertical	N/A
2453.000	-51.95	-0.36	-13.0	38.95	101.00	Vertical	Vertical	Pass
4862.500	-45.44	7.82	-13.0	32.44	0.00	Vertical	Vertical	Pass
7598.000	-37.44	16.53	-13.0	24.44	90.00	Vertical	Vertical	Pass

RSE-V&H LTE Band 5 BW10 CH20525

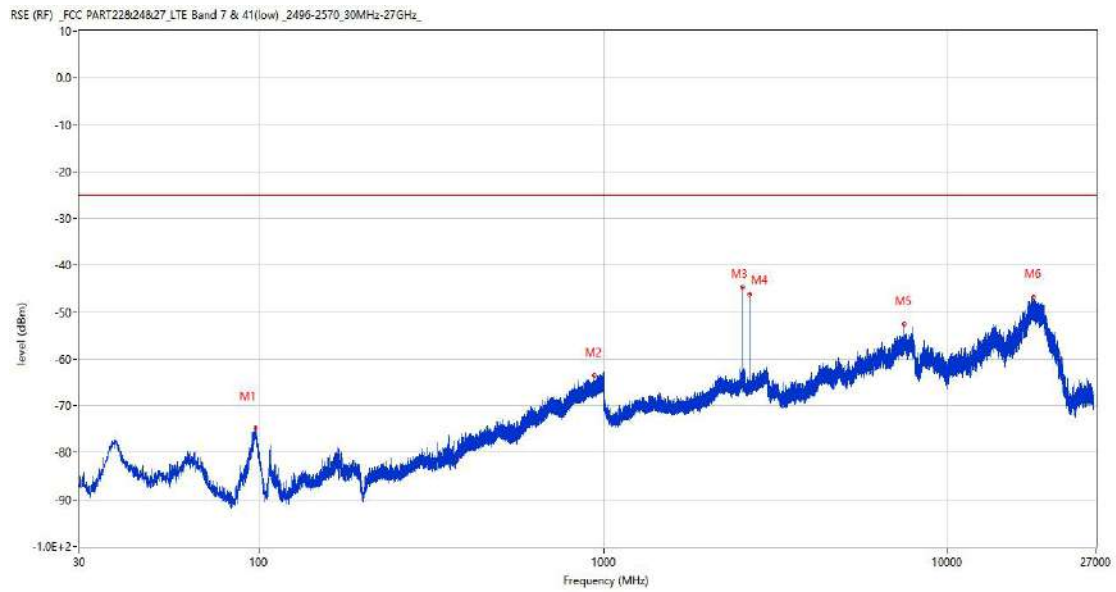


Frequency (MHz)	Result (dBm)	Factor (dB)	PK Limit (dBm)	Margin (dB)	Table (o)	ANT	EUT	Verdict
37.469	-64.06	-19.00	-13.0	51.06	52.00	Vertical	Horizontal	Pass
832.044	-47.51	2.12	-13.0	34.51	306.00	Vertical	Horizontal	N/A
882.242	-42.26	2.43	-13.0	29.26	224.00	Vertical	Horizontal	N/A
2108.800	-52.78	-2.29	-13.0	39.78	37.00	Vertical	Horizontal	Pass
5189.500	-45.72	8.62	-13.0	32.72	155.00	Vertical	Horizontal	Pass
7805.750	-37.42	16.34	-13.0	24.42	141.00	Vertical	Horizontal	Pass

11 LTE Band 7

11.1 LTE Band 7 BW5, Middle Channel

RSE-H&H LTE Band 7 BW5 CH21100



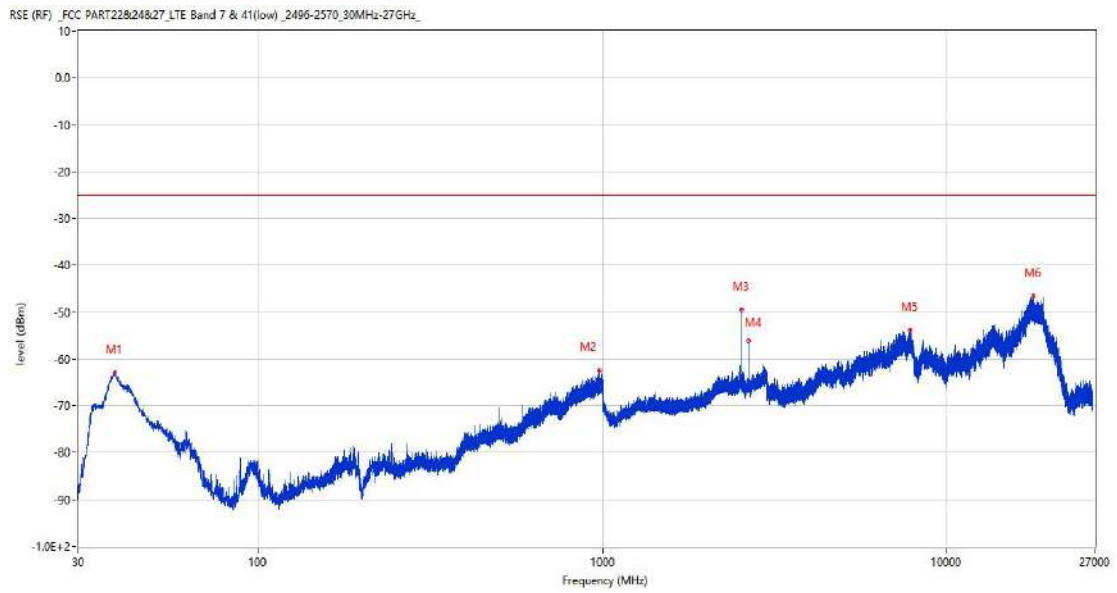
Frequency (MHz)	Result (dBm)	Factor (dB)	PK Limit (dBm)	Margin (dB)	Table (o)	ANT	EUT	Verdict
97.318	-74.76	-20.33	-25.0	49.76	34.00	Horizontal	Horizontal	Pass
939.860	-63.50	3.87	-25.0	38.50	105.00	Horizontal	Horizontal	Pass
2533.100	-44.62	-9.52	-25.0	19.62	158.00	Horizontal	Horizontal	N/A
2655.600	-46.20	-10.83	-25.0	21.20	262.00	Horizontal	Horizontal	N/A
7494.500	-52.50	0.71	-25.0	27.50	68.00	Horizontal	Horizontal	Pass
17790.261	-46.84	10.45	-25.0	21.84	24.00	Horizontal	Horizontal	Pass

RSE-H&V LTE Band 7 BW5 CH21100



Frequency (MHz)	Result (dBm)	Factor (dB)	PK Limit (dBm)	Margin (dB)	Table (o)	ANT	EUT	Verdict
38.294	-77.73	-18.68	-25.0	52.73	5.00	Horizontal	Vertical	Pass
902.127	-63.74	3.60	-25.0	38.74	222.00	Horizontal	Vertical	Pass
2533.200	-51.62	-9.51	-25.0	26.62	14.00	Horizontal	Vertical	N/A
2656.900	-46.41	-10.86	-25.0	21.41	264.00	Horizontal	Vertical	N/A
7856.000	-52.90	0.91	-25.0	27.90	204.00	Horizontal	Vertical	Pass
17803.125	-47.15	10.46	-25.0	22.15	34.00	Horizontal	Vertical	Pass

RSE-V&V LTE Band 7 BW5 CH21100



Frequency (MHz)	Result (dBm)	Factor (dB)	PK Limit (dBm)	Margin (dB)	Table (o)	ANT	EUT	Verdict
38.245	-62.92	-18.67	-25.0	37.92	46.00	Vertical	Vertical	Pass
978.030	-62.50	4.93	-25.0	37.50	20.00	Vertical	Vertical	Pass
2533.000	-49.42	-9.52	-25.0	24.42	26.00	Vertical	Vertical	N/A
2657.300	-56.01	-10.86	-25.0	31.01	254.00	Vertical	Vertical	N/A
7853.500	-53.89	0.78	-25.0	28.89	183.00	Vertical	Vertical	Pass
17878.725	-46.56	10.64	-25.0	21.56	166.00	Vertical	Vertical	Pass

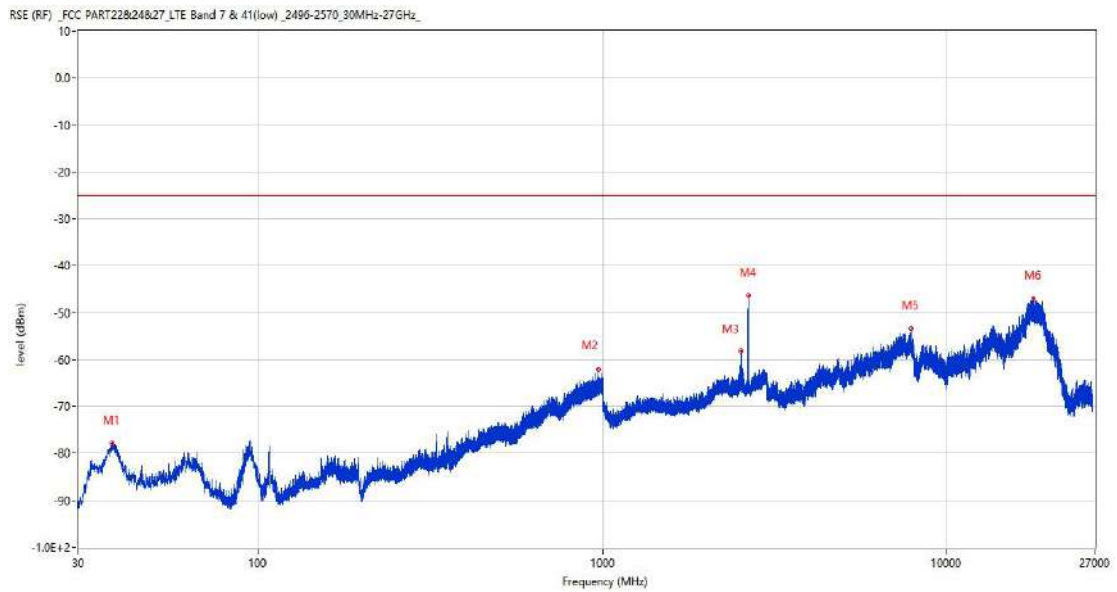
RSE-V&H LTE Band 7 BW5 CH21100



Frequency (MHz)	Result (dBm)	Factor (dB)	PK Limit (dBm)	Margin (dB)	Table (o)	ANT	EUT	Verdict
38.002	-62.93	-18.64	-25.0	37.93	80.00	Vertical	Horizontal	Pass
940.830	-63.28	3.89	-25.0	38.28	263.00	Vertical	Horizontal	Pass
2533.200	-51.86	-9.51	-25.0	26.86	34.00	Vertical	Horizontal	N/A
2655.100	-56.11	-10.81	-25.0	31.11	251.00	Vertical	Horizontal	N/A
7538.250	-53.25	0.88	-25.0	28.25	220.00	Vertical	Horizontal	Pass
17781.338	-46.38	10.46	-25.0	21.38	360.00	Vertical	Horizontal	Pass

11.2 LTE Band 7 BW10, Middle Channel

RSE-H&H LTE Band 7 BW10 CH21100



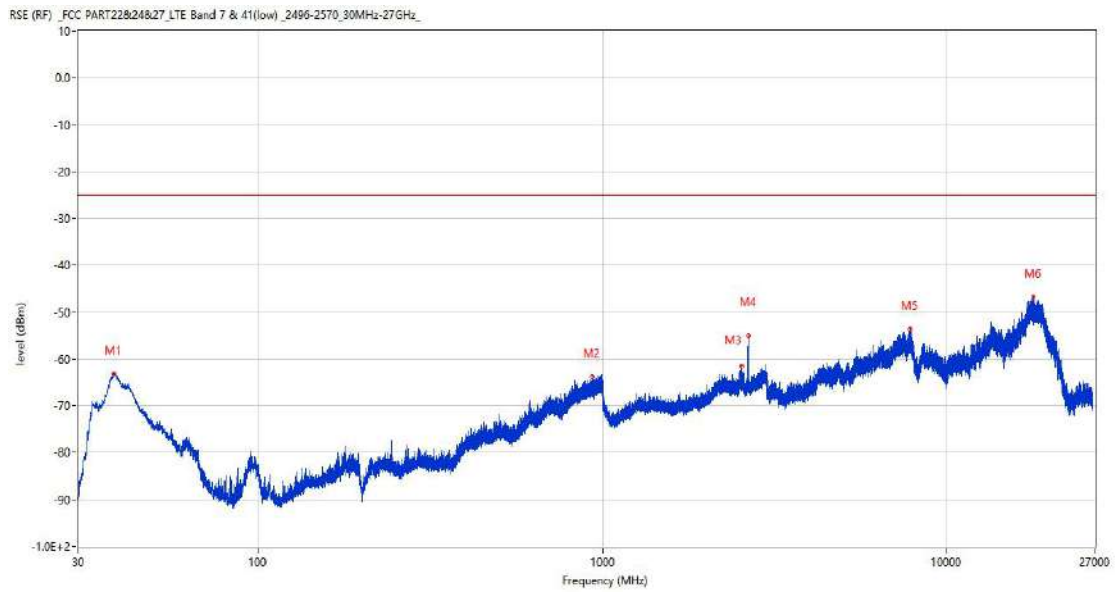
Frequency (MHz)	Result (dBm)	Factor (dB)	PK Limit (dBm)	Margin (dB)	Table (o)	ANT	EUT	Verdict
37.663	-77.85	-18.72	-25.0	52.85	0.00	Horizontal	Horizontal	Pass
972.404	-62.08	4.81	-25.0	37.08	13.00	Horizontal	Horizontal	Pass
2531.000	-58.16	-9.54	-25.0	33.16	164.00	Horizontal	Horizontal	N/A
2652.800	-46.43	-10.61	-25.0	21.43	263.00	Horizontal	Horizontal	N/A
7871.750	-53.42	1.11	-25.0	28.42	90.00	Horizontal	Horizontal	Pass
17836.462	-46.99	10.81	-25.0	21.99	139.00	Horizontal	Horizontal	Pass

RSE-H&V LTE Band 7 BW10 CH21100



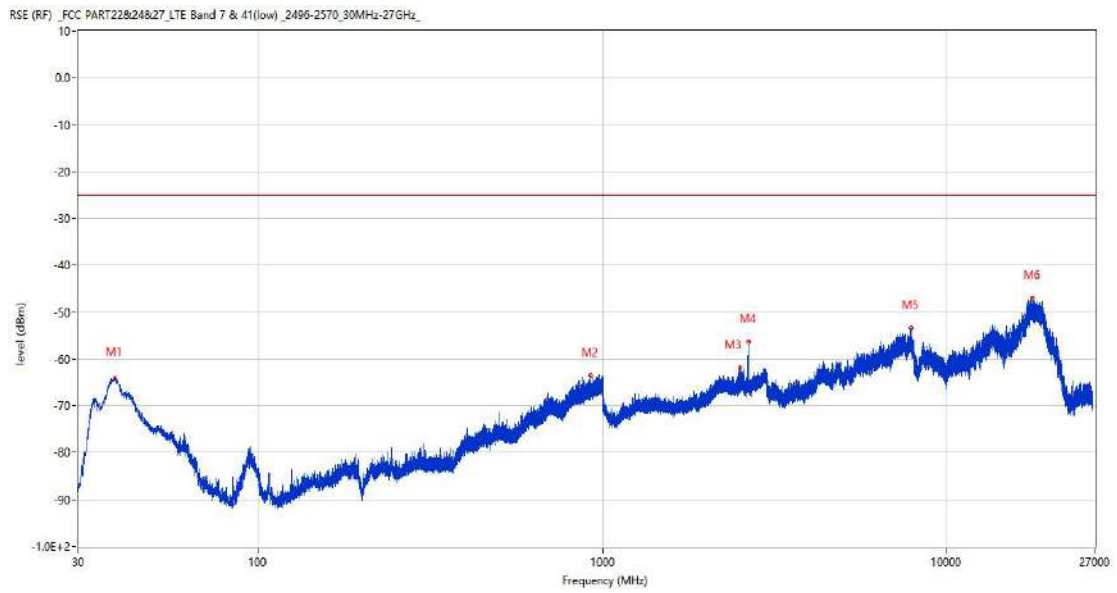
Frequency (MHz)	Result (dBm)	Factor (dB)	PK Limit (dBm)	Margin (dB)	Table (o)	ANT	EUT	Verdict
95.378	-76.72	-20.15	-25.0	51.72	52.00	Horizontal	Vertical	Pass
953.731	-63.13	4.29	-25.0	38.13	325.00	Horizontal	Vertical	Pass
2654.400	-46.22	-10.78	-25.0	21.22	264.00	Horizontal	Vertical	N/A
4827.000	-59.77	-6.27	-25.0	34.77	360.00	Horizontal	Vertical	Pass
7857.750	-53.14	0.93	-25.0	28.14	102.00	Horizontal	Vertical	Pass
17611.762	-46.76	10.63	-25.0	21.76	336.00	Horizontal	Vertical	Pass

RSE-V&V LTE Band 7 BW10 CH21100



Frequency (MHz)	Result (dBm)	Factor (dB)	PK Limit (dBm)	Margin (dB)	Table (o)	ANT	EUT	Verdict
38.148	-63.07	-18.66	-25.0	38.07	27.00	Vertical	Vertical	Pass
932.876	-63.73	3.89	-25.0	38.73	355.00	Vertical	Vertical	Pass
2531.100	-61.55	-9.53	-25.0	36.55	115.00	Vertical	Vertical	N/A
2655.400	-54.99	-10.82	-25.0	29.99	240.00	Vertical	Vertical	N/A
7842.750	-53.56	0.34	-25.0	28.56	60.00	Vertical	Vertical	Pass
17866.650	-46.82	10.77	-25.0	21.82	235.00	Vertical	Vertical	Pass

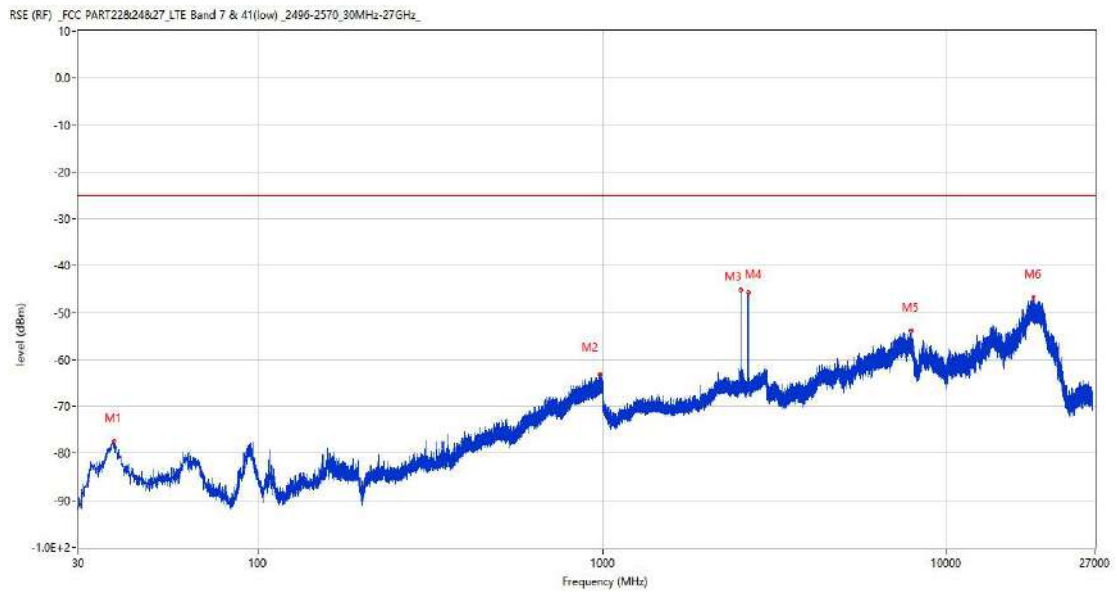
RSE-V&H LTE Band 7 BW10 CH21100



Frequency (MHz)	Result (dBm)	Factor (dB)	PK Limit (dBm)	Margin (dB)	Table (o)	ANT	EUT	Verdict
38.342	-64.17	-18.69	-25.0	39.17	21.00	Vertical	Horizontal	Pass
923.273	-63.57	3.81	-25.0	38.57	132.00	Vertical	Horizontal	Pass
2511.800	-61.83	-9.72	-25.0	36.83	303.00	Vertical	Horizontal	N/A
2659.100	-56.32	-10.88	-25.0	31.32	238.00	Vertical	Horizontal	N/A
7857.500	-53.48	0.93	-25.0	28.48	136.00	Vertical	Horizontal	Pass
17817.563	-46.93	10.61	-25.0	21.93	59.00	Vertical	Horizontal	Pass

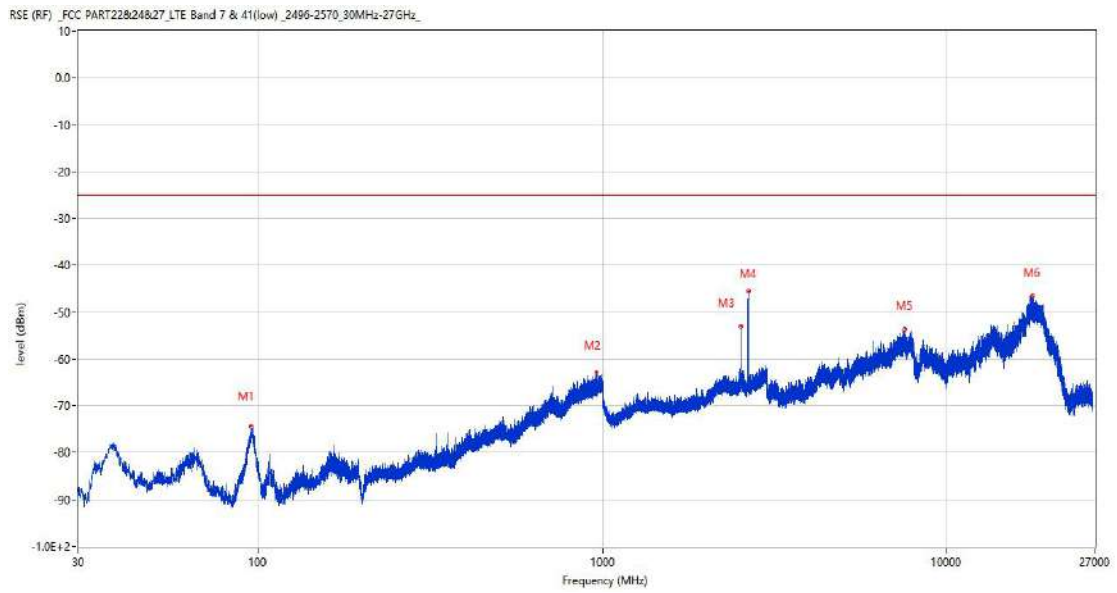
11.3 LTE Band 7 BW15, Middle Channel

RSE-H&H LTE Band 7 BW15 CH21100



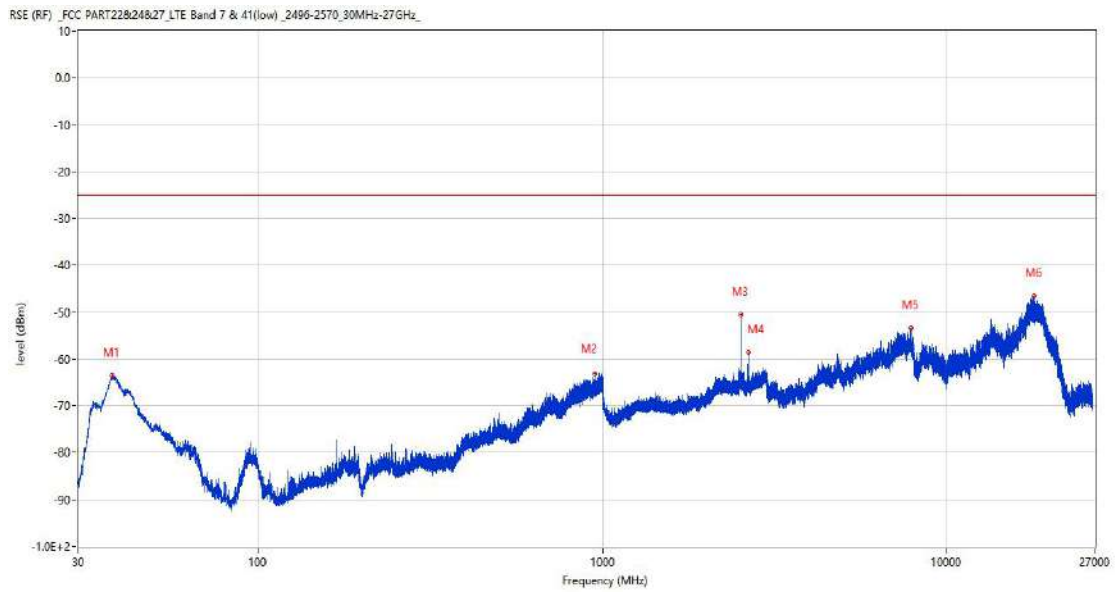
Frequency (MHz)	Result (dBm)	Factor (dB)	PK Limit (dBm)	Margin (dB)	Table (o)	ANT	EUT	Verdict
38.002	-77.40	-18.64	-25.0	52.40	0.00	Horizontal	Horizontal	Pass
982.782	-63.12	5.01	-25.0	38.12	150.00	Horizontal	Horizontal	Pass
2528.600	-45.02	-9.56	-25.0	20.02	159.00	Horizontal	Horizontal	N/A
2651.500	-45.62	-10.48	-25.0	20.62	265.00	Horizontal	Horizontal	N/A
7866.000	-53.75	1.12	-25.0	28.75	97.00	Horizontal	Horizontal	Pass
17852.475	-46.80	10.92	-25.0	21.80	117.00	Horizontal	Horizontal	Pass

RSE-H&V LTE Band 7 BW15 CH21100



Frequency (MHz)	Result (dBm)	Factor (dB)	PK Limit (dBm)	Margin (dB)	Table (o)	ANT	EUT	Verdict
95.475	-74.24	-20.17	-25.0	49.24	44.00	Horizontal	Vertical	Pass
961.442	-62.96	4.50	-25.0	37.96	53.00	Horizontal	Vertical	Pass
2528.400	-53.07	-9.56	-25.0	28.07	20.00	Horizontal	Vertical	N/A
2656.500	-45.57	-10.86	-25.0	20.57	268.00	Horizontal	Vertical	N/A
7587.000	-53.64	-0.25	-25.0	28.64	340.00	Horizontal	Vertical	Pass
17818.614	-46.55	10.62	-25.0	21.55	290.00	Horizontal	Vertical	Pass

RSE-V&V LTE Band 7 BW15 CH21100



Frequency (MHz)	Result (dBm)	Factor (dB)	PK Limit (dBm)	Margin (dB)	Table (o)	ANT	EUT	Verdict
37.614	-63.53	-18.74	-25.0	38.53	49.00	Vertical	Vertical	Pass
953.003	-63.06	4.32	-25.0	38.06	199.00	Vertical	Vertical	Pass
2528.600	-50.59	-9.56	-25.0	25.59	27.00	Vertical	Vertical	N/A
2659.100	-58.50	-10.88	-25.0	33.50	253.00	Vertical	Vertical	N/A
7861.750	-53.41	1.07	-25.0	28.41	340.00	Vertical	Vertical	Pass
18008.926	-46.61	10.34	-25.0	21.61	110.00	Vertical	Vertical	Pass

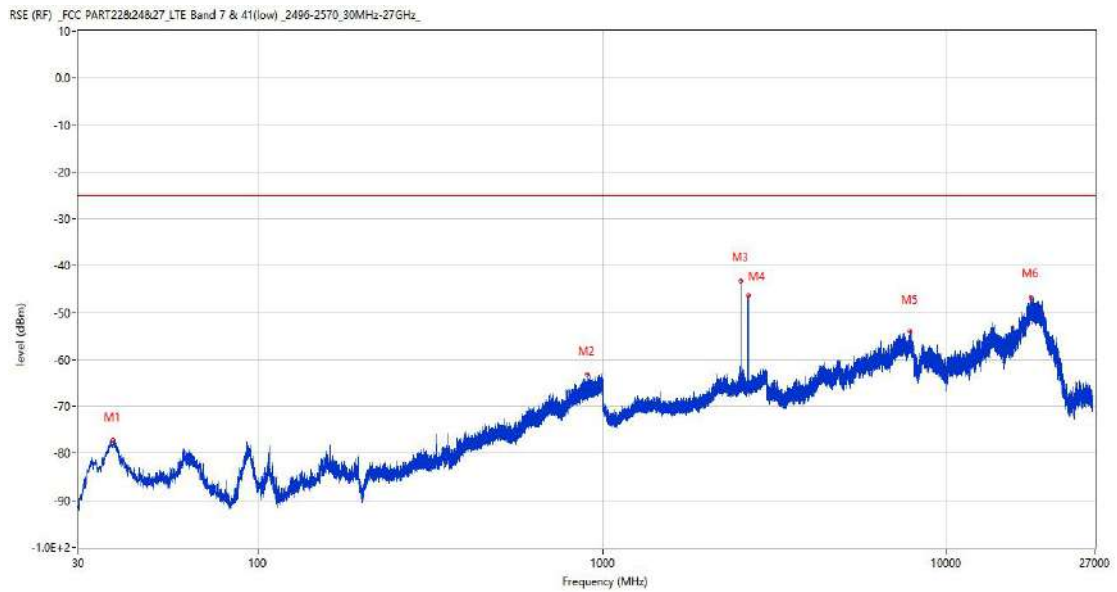
RSE-V&H LTE Band 7 BW15 CH21100



Frequency (MHz)	Result (dBm)	Factor (dB)	PK Limit (dBm)	Margin (dB)	Table (o)	ANT	EUT	Verdict
37.954	-63.50	-18.65	-25.0	38.50	22.00	Vertical	Horizontal	Pass
927.396	-62.98	3.81	-25.0	37.98	135.00	Vertical	Horizontal	Pass
2528.600	-53.94	-9.56	-25.0	28.94	13.00	Vertical	Horizontal	N/A
2660.700	-60.80	-10.91	-25.0	35.80	253.00	Vertical	Horizontal	N/A
7538.250	-53.62	0.88	-25.0	28.62	103.00	Vertical	Horizontal	Pass
17774.250	-47.00	10.47	-25.0	22.00	60.00	Vertical	Horizontal	Pass

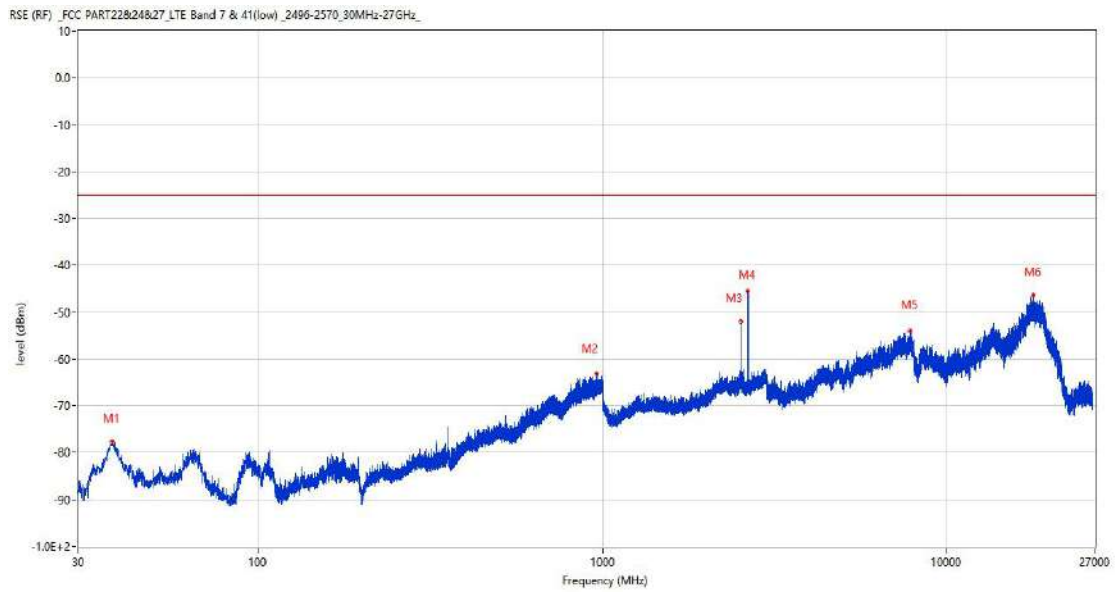
11.4 LTE Band 7 BW20, Middle Channel

RSE-H&H LTE Band 7 BW20 CH21100



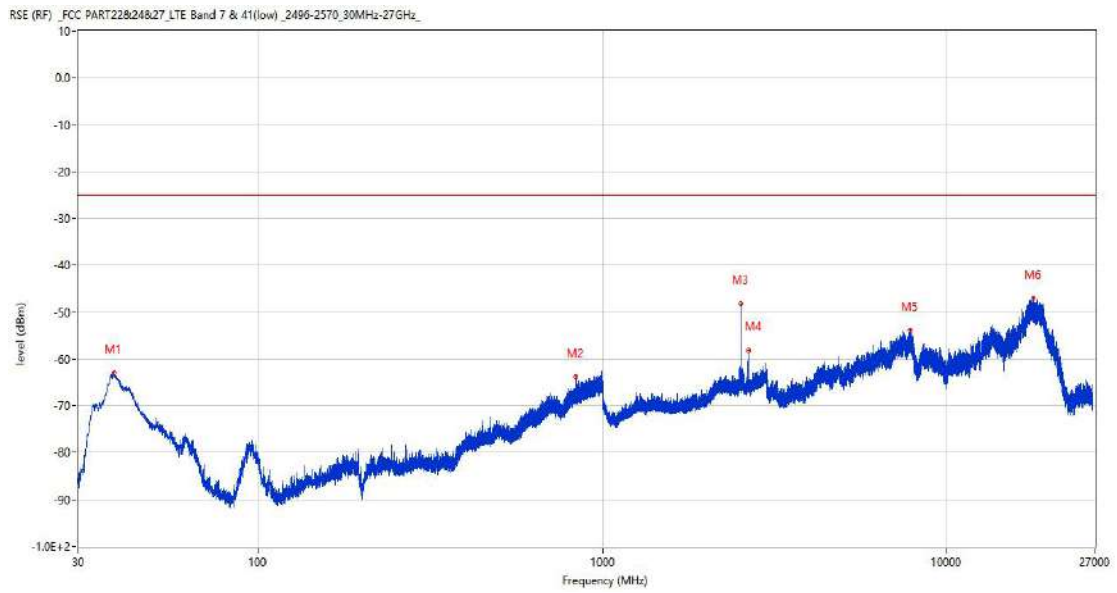
Frequency (MHz)	Result (dBm)	Factor (dB)	PK Limit (dBm)	Margin (dB)	Table (o)	ANT	EUT	Verdict
37.857	-77.24	-18.68	-25.0	52.24	2.00	Horizontal	Horizontal	Pass
901.594	-63.11	3.60	-25.0	38.11	210.00	Horizontal	Horizontal	Pass
2526.300	-43.15	-9.58	-25.0	18.15	160.00	Horizontal	Horizontal	N/A
2655.200	-46.31	-10.81	-25.0	21.31	267.00	Horizontal	Horizontal	N/A
7852.750	-53.98	0.74	-25.0	28.98	248.00	Horizontal	Horizontal	Pass
17579.213	-46.68	10.94	-25.0	21.68	275.00	Horizontal	Horizontal	Pass

RSE-H&V LTE Band 7 BW20 CH21100



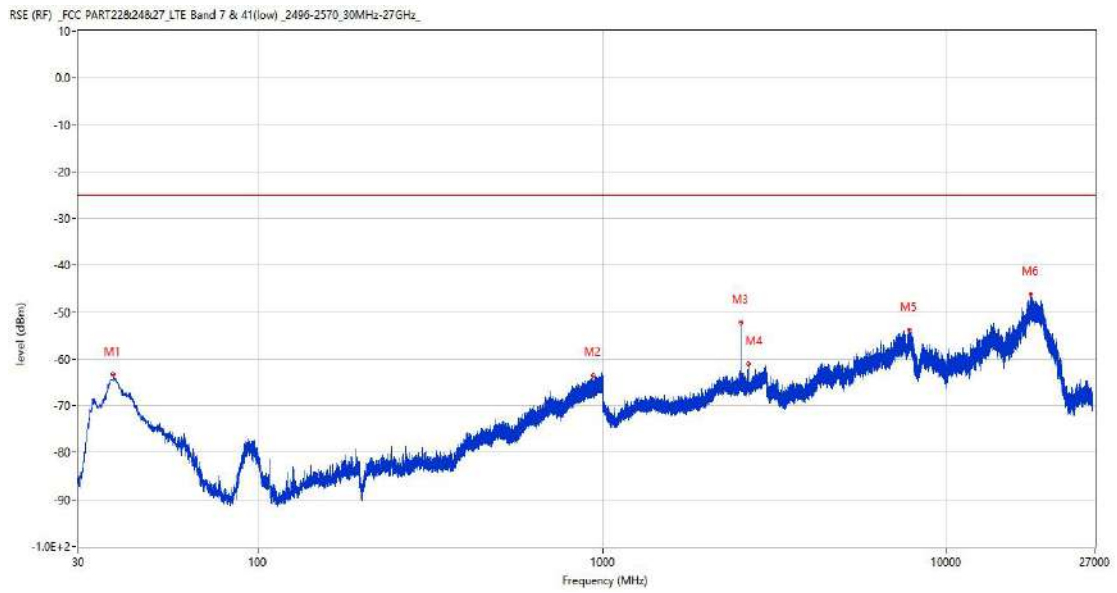
Frequency (MHz)	Result (dBm)	Factor (dB)	PK Limit (dBm)	Margin (dB)	Table (o)	ANT	EUT	Verdict
37.663	-77.66	-18.72	-25.0	52.66	0.00	Horizontal	Vertical	Pass
963.237	-63.23	4.56	-25.0	38.23	210.00	Horizontal	Vertical	Pass
2526.100	-52.04	-9.58	-25.0	27.04	151.00	Horizontal	Vertical	N/A
2650.300	-45.52	-10.38	-25.0	20.52	269.00	Horizontal	Vertical	N/A
7855.000	-54.04	0.86	-25.0	29.04	4.00	Horizontal	Vertical	Pass
17850.374	-46.35	10.95	-25.0	21.35	192.00	Horizontal	Vertical	Pass

RSE-V&V LTE Band 7 BW20 CH21100



Frequency (MHz)	Result (dBm)	Factor (dB)	PK Limit (dBm)	Margin (dB)	Table (o)	ANT	EUT	Verdict
38.051	-62.89	-18.64	-25.0	37.89	32.00	Vertical	Vertical	Pass
835.148	-63.84	2.48	-25.0	38.84	233.00	Vertical	Vertical	Pass
2526.400	-48.11	-9.58	-25.0	23.11	115.00	Vertical	Vertical	N/A
2653.700	-58.23	-10.71	-25.0	33.23	236.00	Vertical	Vertical	N/A
7854.250	-53.89	0.82	-25.0	28.89	118.00	Vertical	Vertical	Pass
17848.801	-46.95	10.94	-25.0	21.95	125.00	Vertical	Vertical	Pass

RSE-V&H LTE Band 7 BW20 CH21100

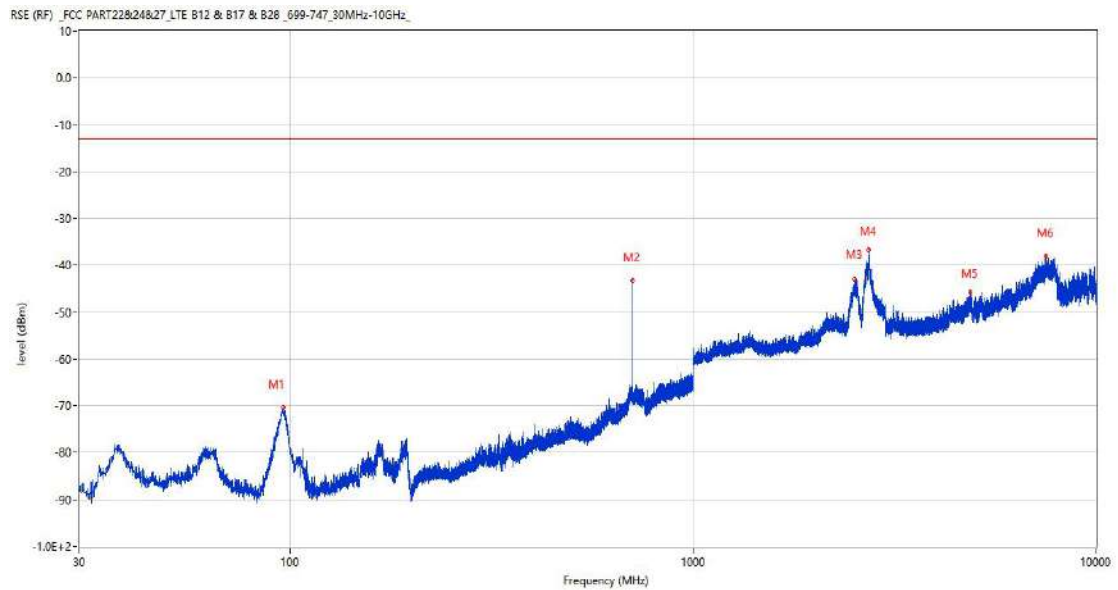


Frequency (MHz)	Result (dBm)	Factor (dB)	PK Limit (dBm)	Margin (dB)	Table (o)	ANT	EUT	Verdict
37.954	-63.41	-18.65	-25.0	38.41	14.00	Vertical	Horizontal	Pass
937.435	-63.62	3.94	-25.0	38.62	325.00	Vertical	Horizontal	Pass
2526.400	-52.12	-9.58	-25.0	27.12	9.00	Vertical	Horizontal	N/A
2656.200	-60.95	-10.86	-25.0	35.95	257.00	Vertical	Horizontal	N/A
7806.000	-53.87	0.62	-25.0	28.87	220.00	Vertical	Horizontal	Pass
17573.700	-46.11	10.97	-25.0	21.11	114.00	Vertical	Horizontal	Pass

12 LTE Band 12

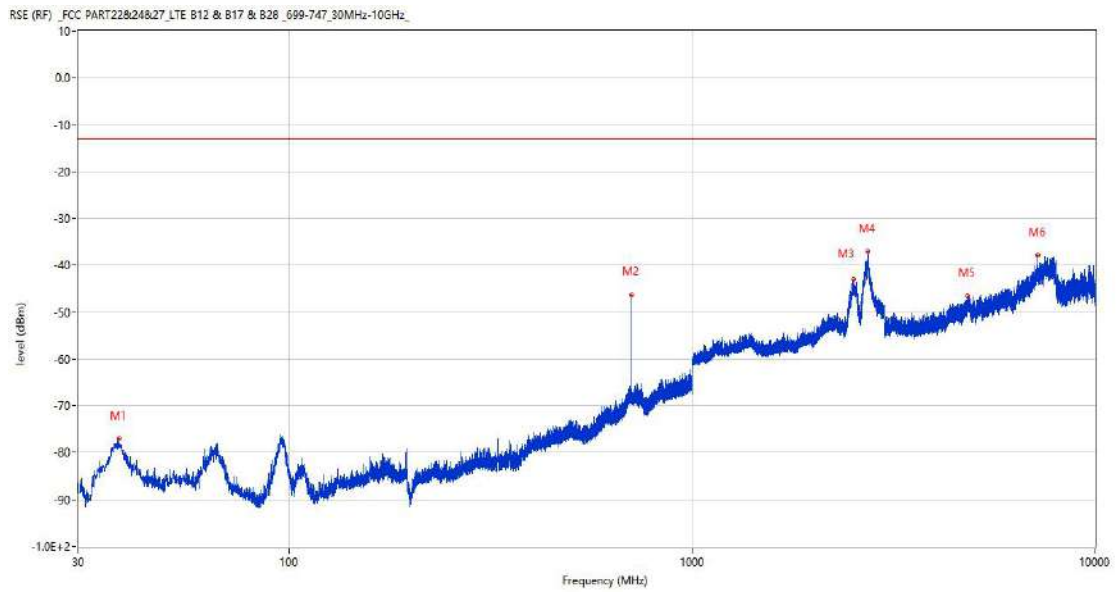
12.1 LTE Band 12 BW1.4, Middle Channel

RSE-H&H LTE Band 12 BW1.4 CH23095



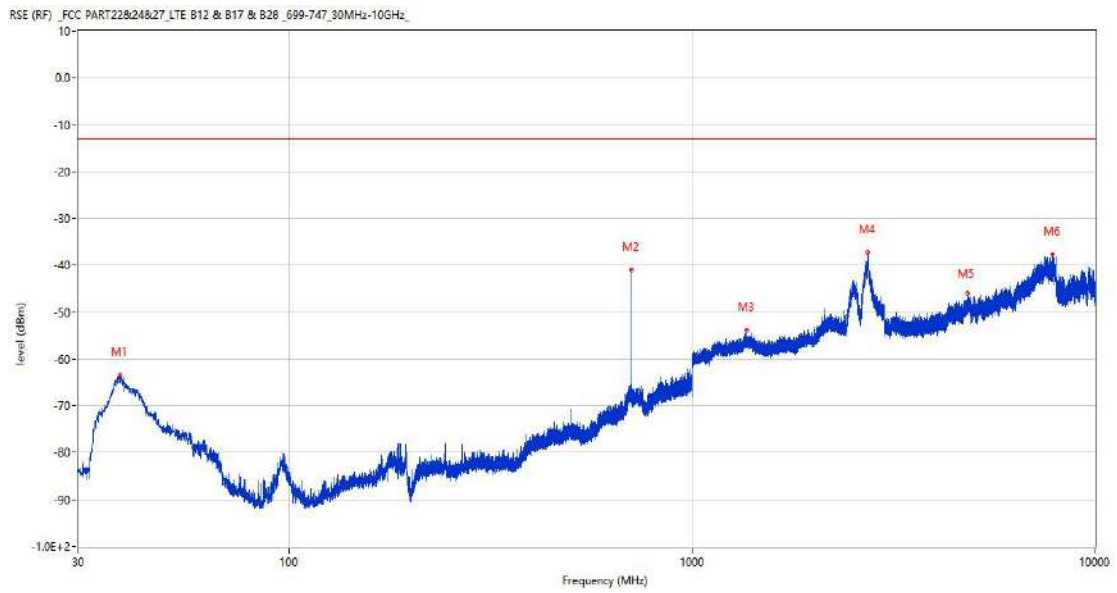
Frequency (MHz)	Result (dBm)	Factor (dB)	PK Limit (dBm)	Margin (dB)	Table (o)	ANT	EUT	Verdict
96.348	-70.42	-20.31	-13.0	57.42	47.00	Horizontal	Horizontal	Pass
707.109	-43.28	3.20	-13.0	30.28	237.00	Horizontal	Horizontal	N/A
2515.500	-43.02	10.07	-13.0	30.02	208.00	Horizontal	Horizontal	Pass
2728.900	-36.71	19.36	-13.0	23.71	142.00	Horizontal	Horizontal	Pass
4863.000	-45.65	7.83	-13.0	32.65	92.00	Horizontal	Horizontal	Pass
7501.000	-38.14	16.40	-13.0	25.14	120.00	Horizontal	Horizontal	Pass

RSE-H&V LTE Band 12 BW1.4 CH23095



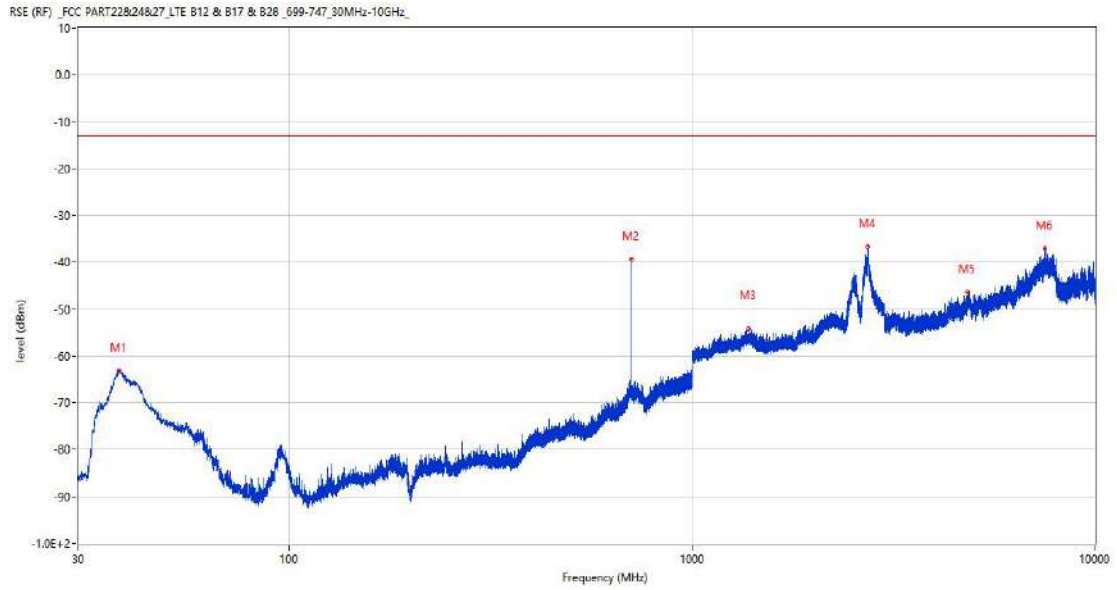
Frequency (MHz)	Result (dBm)	Factor (dB)	PK Limit (dBm)	Margin (dB)	Table (o)	ANT	EUT	Verdict
37.906	-76.93	-18.71	-13.0	63.93	0.00	Horizontal	Vertical	Pass
707.109	-46.24	3.20	-13.0	33.24	81.00	Horizontal	Vertical	N/A
2514.300	-42.95	9.80	-13.0	29.95	355.00	Horizontal	Vertical	Pass
2728.900	-37.02	19.36	-13.0	24.02	294.00	Horizontal	Vertical	Pass
4818.750	-46.58	7.75	-13.0	33.58	262.00	Horizontal	Vertical	Pass
7206.500	-37.94	14.80	-13.0	24.94	316.00	Horizontal	Vertical	Pass

RSE-V&V LTE Band 12 BW1.4 CH23095



Frequency (MHz)	Result (dBm)	Factor (dB)	PK Limit (dBm)	Margin (dB)	Table (o)	ANT	EUT	Verdict
38.051	-63.44	-18.69	-13.0	50.44	53.00	Vertical	Vertical	Pass
707.060	-40.97	3.20	-13.0	27.97	131.00	Vertical	Vertical	N/A
1368.600	-53.84	-2.42	-13.0	40.84	360.00	Vertical	Vertical	Pass
2730.500	-37.21	19.48	-13.0	24.21	128.00	Vertical	Vertical	Pass
4824.750	-46.01	7.67	-13.0	33.01	33.00	Vertical	Vertical	Pass
7854.750	-37.64	16.33	-13.0	24.64	122.00	Vertical	Vertical	Pass

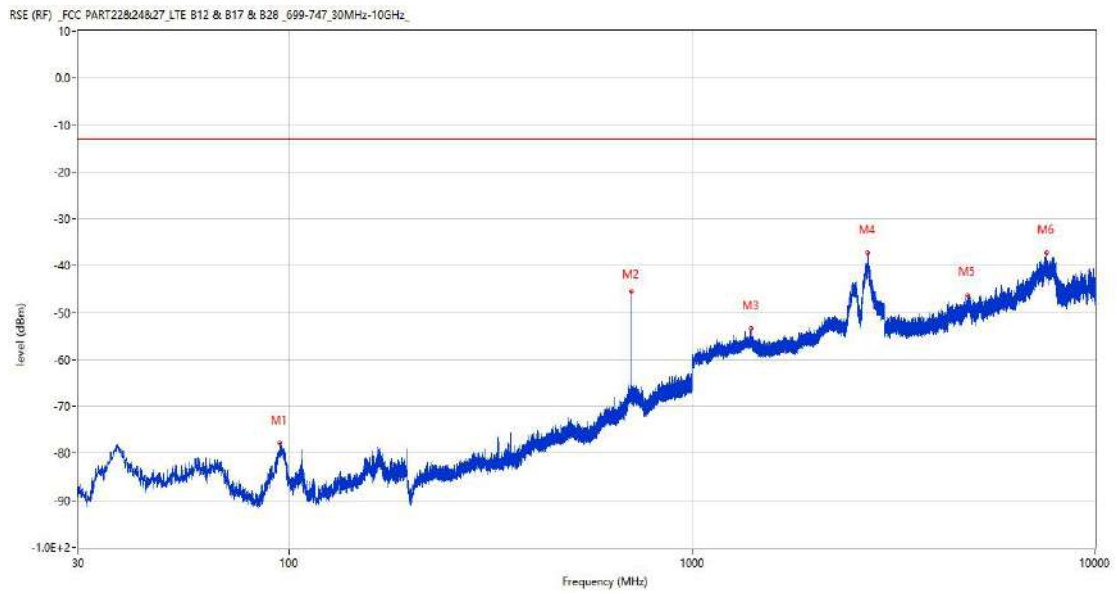
RSE-V&H LTE Band 12 BW1.4 CH23095



Frequency (MHz)	Result (dBm)	Factor (dB)	PK Limit (dBm)	Margin (dB)	Table (o)	ANT	EUT	Verdict
37.906	-63.15	-18.71	-13.0	50.15	56.00	Vertical	Horizontal	Pass
707.011	-39.32	3.20	-13.0	26.32	133.00	Vertical	Horizontal	N/A
1380.900	-54.15	-2.57	-13.0	41.15	19.00	Vertical	Horizontal	Pass
2730.600	-36.60	19.49	-13.0	23.60	80.00	Vertical	Horizontal	Pass
4829.000	-46.40	7.60	-13.0	33.40	342.00	Vertical	Horizontal	Pass
7495.000	-37.10	16.76	-13.0	24.10	155.00	Vertical	Horizontal	Pass

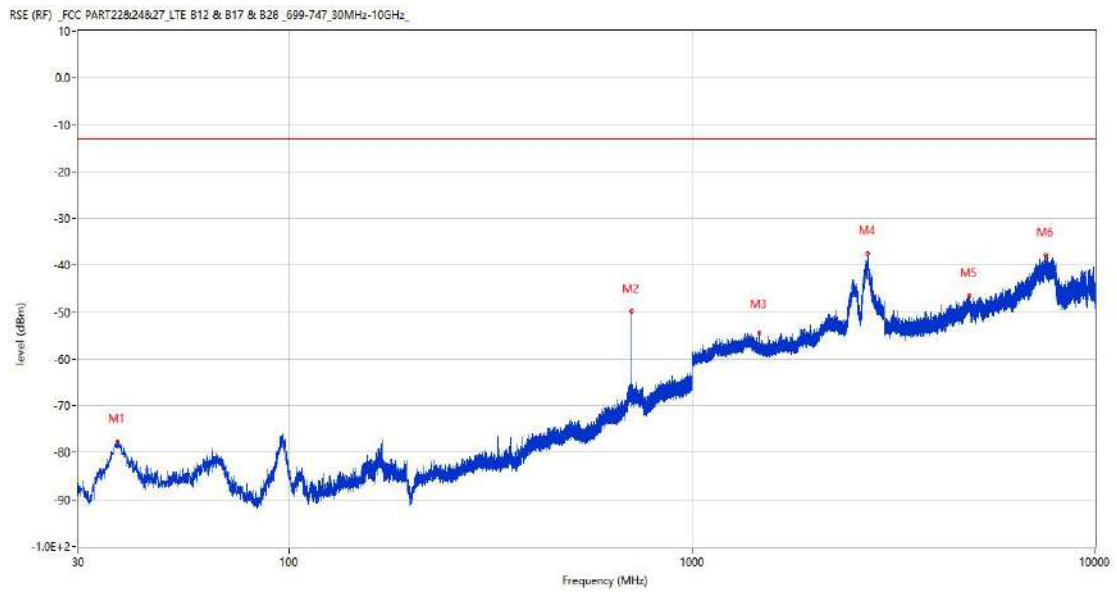
12.2 LTE Band 12 BW3, Middle Channel

RSE-H&H LTE Band 12 BW3 CH23095



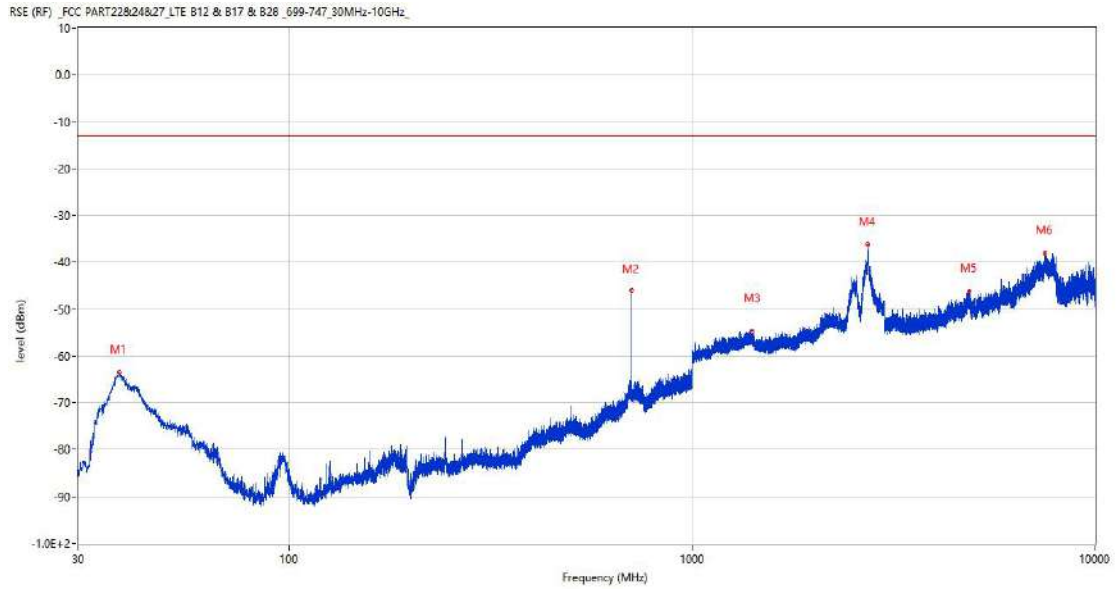
Frequency (MHz)	Result (dBm)	Factor (dB)	PK Limit (dBm)	Margin (dB)	Table (o)	ANT	EUT	Verdict
94.990	-77.89	-20.19	-13.0	64.89	36.00	Horizontal	Horizontal	Pass
706.284	-45.62	3.20	-13.0	32.62	111.00	Horizontal	Horizontal	N/A
1401.500	-53.34	-2.33	-13.0	40.34	59.00	Horizontal	Horizontal	Pass
2732.700	-37.19	19.32	-13.0	24.19	291.00	Horizontal	Horizontal	Pass
4815.000	-46.25	7.86	-13.0	33.25	0.00	Horizontal	Horizontal	Pass
7573.250	-37.32	15.35	-13.0	24.32	175.00	Horizontal	Horizontal	Pass

RSE-H&V LTE Band 12 BW3 CH23095



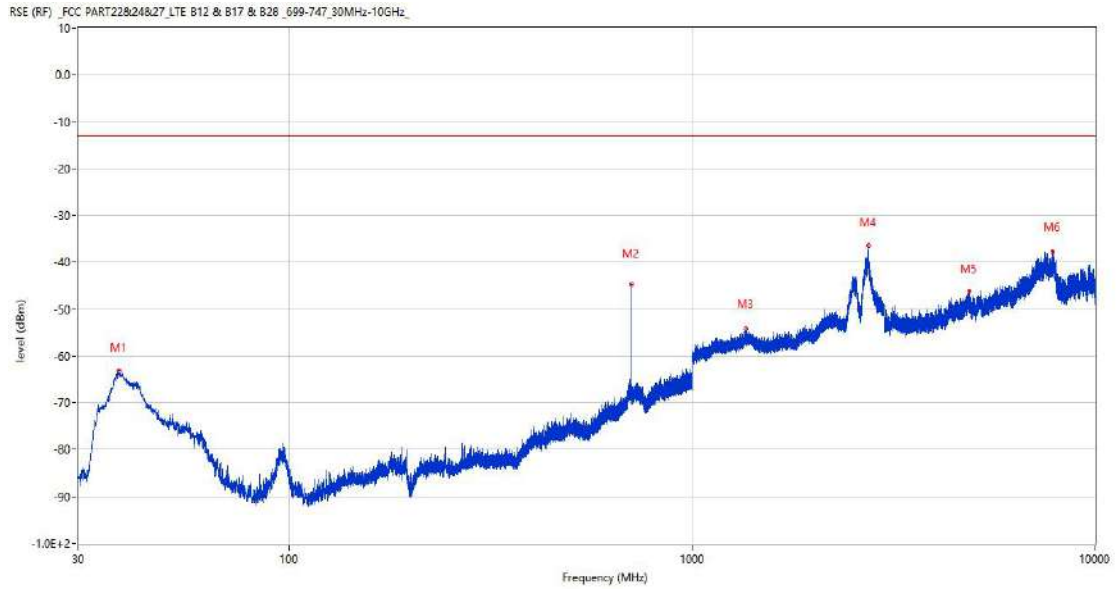
Frequency (MHz)	Result (dBm)	Factor (dB)	PK Limit (dBm)	Margin (dB)	Table (o)	ANT	EUT	Verdict
37.566	-77.63	-18.81	-13.0	64.63	360.00	Horizontal	Vertical	Pass
706.284	-49.87	3.20	-13.0	36.87	143.00	Horizontal	Vertical	N/A
1469.200	-54.52	-4.08	-13.0	41.52	214.00	Horizontal	Vertical	Pass
2731.000	-37.42	19.46	-13.0	24.42	28.00	Horizontal	Vertical	Pass
4878.750	-46.50	7.48	-13.0	33.50	129.00	Horizontal	Vertical	Pass
7538.250	-37.89	16.78	-13.0	24.89	259.00	Horizontal	Vertical	Pass

RSE-V&V LTE Band 12 BW3 CH23095



Frequency (MHz)	Result (dBm)	Factor (dB)	PK Limit (dBm)	Margin (dB)	Table (o)	ANT	EUT	Verdict
37.954	-63.54	-18.70	-13.0	50.54	28.00	Vertical	Vertical	Pass
706.235	-45.92	3.20	-13.0	32.92	122.00	Vertical	Vertical	N/A
1406.000	-54.60	-2.39	-13.0	41.60	360.00	Vertical	Vertical	Pass
2732.000	-36.26	19.38	-13.0	23.26	278.00	Vertical	Vertical	Pass
4862.500	-46.16	7.82	-13.0	33.16	342.00	Vertical	Vertical	Pass
7504.000	-38.03	16.19	-13.0	25.03	140.00	Vertical	Vertical	Pass

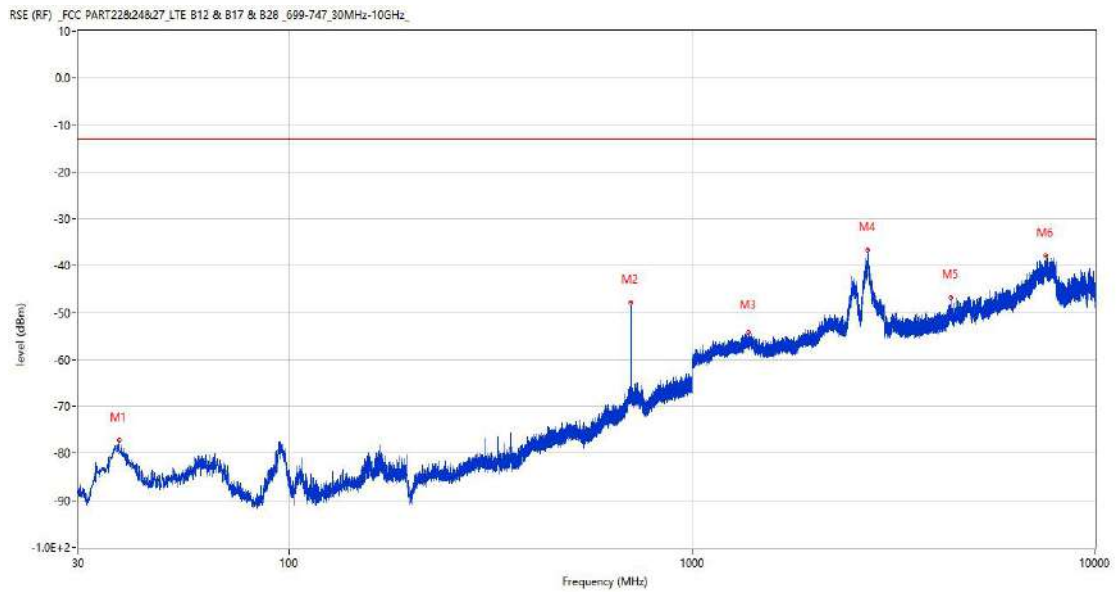
RSE-V&H LTE Band 12 BW3 CH23095



Frequency (MHz)	Result (dBm)	Factor (dB)	PK Limit (dBm)	Margin (dB)	Table (o)	ANT	EUT	Verdict
37.906	-63.15	-18.71	-13.0	50.15	66.00	Vertical	Horizontal	Pass
706.284	-44.68	3.20	-13.0	31.68	130.00	Vertical	Horizontal	N/A
1361.500	-54.29	-2.35	-13.0	41.29	62.00	Vertical	Horizontal	Pass
2735.000	-36.40	18.90	-13.0	23.40	149.00	Vertical	Horizontal	Pass
4866.500	-46.06	7.76	-13.0	33.06	355.00	Vertical	Horizontal	Pass
7854.500	-37.54	16.31	-13.0	24.54	183.00	Vertical	Horizontal	Pass

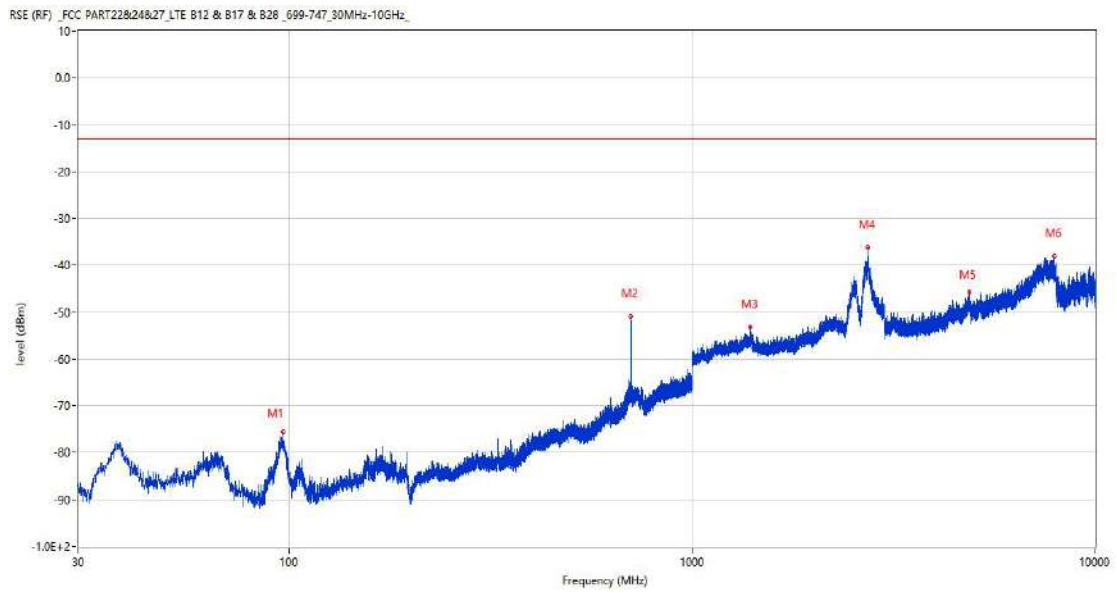
12.3 LTE Band 12 BW5, Middle Channel

RSE-H&H LTE Band 12 BW5 CH23095



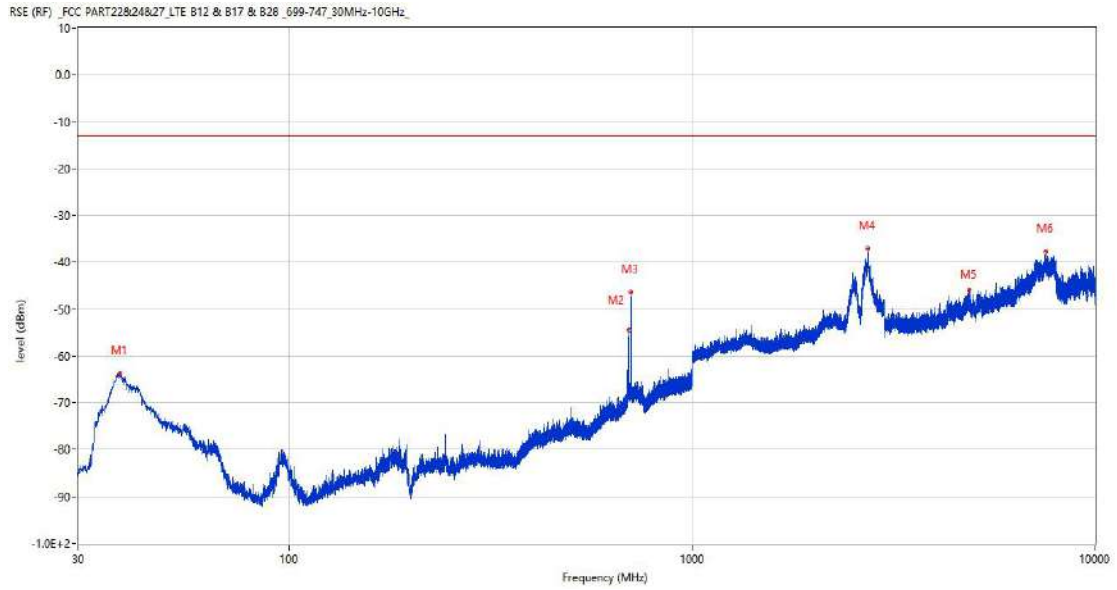
Frequency (MHz)	Result (dBm)	Factor (dB)	PK Limit (dBm)	Margin (dB)	Table (o)	ANT	EUT	Verdict
37.809	-77.25	-18.74	-13.0	64.25	21.00	Horizontal	Horizontal	Pass
705.314	-47.79	3.20	-13.0	34.79	111.00	Horizontal	Horizontal	N/A
1379.800	-54.18	-2.52	-13.0	41.18	67.00	Horizontal	Horizontal	Pass
2724.900	-36.59	18.46	-13.0	23.59	320.00	Horizontal	Horizontal	Pass
4394.250	-46.85	6.10	-13.0	33.85	163.00	Horizontal	Horizontal	Pass
7544.000	-37.95	16.62	-13.0	24.95	248.00	Horizontal	Horizontal	Pass

RSE-H&V LTE Band 12 BW5 CH23095



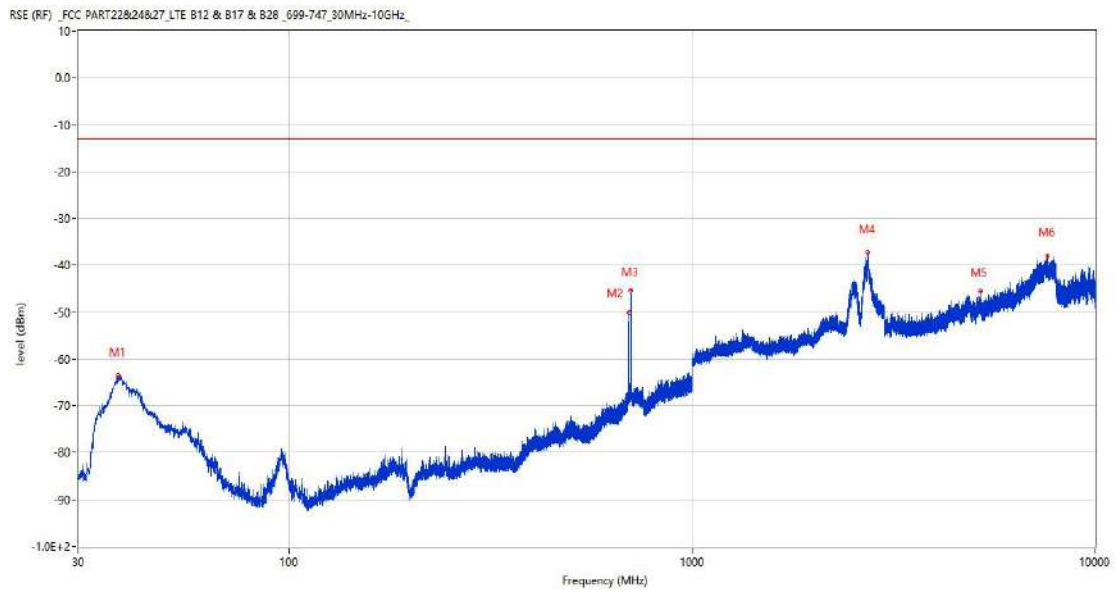
Frequency (MHz)	Result (dBm)	Factor (dB)	PK Limit (dBm)	Margin (dB)	Table (o)	ANT	EUT	Verdict
96.542	-75.62	-20.34	-13.0	62.62	242.00	Horizontal	Vertical	Pass
705.314	-50.95	3.20	-13.0	37.95	140.00	Horizontal	Vertical	N/A
1397.600	-53.21	-2.33	-13.0	40.21	175.00	Horizontal	Vertical	Pass
2727.400	-36.15	19.17	-13.0	23.15	314.00	Horizontal	Vertical	Pass
4878.250	-45.72	7.49	-13.0	32.72	64.00	Horizontal	Vertical	Pass
7911.000	-38.08	16.37	-13.0	25.08	263.00	Horizontal	Vertical	Pass

RSE-V&V LTE Band 12 BW5 CH23095



Frequency (MHz)	Result (dBm)	Factor (dB)	PK Limit (dBm)	Margin (dB)	Table (o)	ANT	EUT	Verdict
38.002	-63.69	-18.68	-13.0	50.69	53.00	Vertical	Vertical	Pass
695.662	-54.43	2.96	-13.0	41.43	92.00	Vertical	Vertical	N/A
705.314	-46.44	3.20	-13.0	33.44	155.00	Vertical	Vertical	N/A
2727.900	-36.95	19.24	-13.0	23.95	45.00	Vertical	Vertical	Pass
4859.000	-46.03	7.82	-13.0	33.03	330.00	Vertical	Vertical	Pass
7518.750	-37.65	15.91	-13.0	24.65	248.00	Vertical	Vertical	Pass

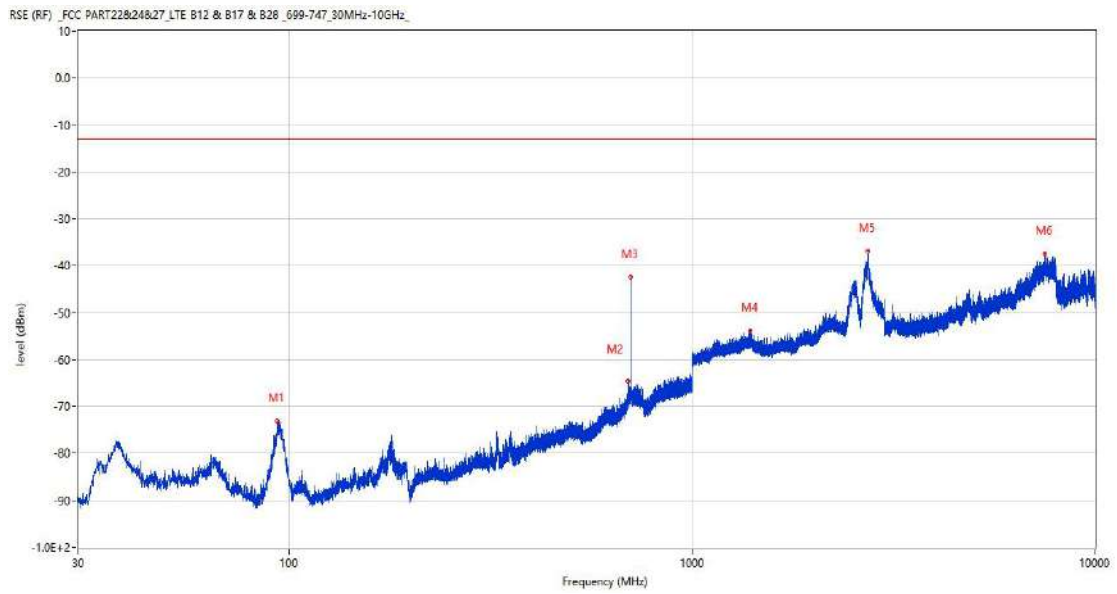
RSE-V&H LTE Band 12 BW5 CH23095



Frequency (MHz)	Result (dBm)	Factor (dB)	PK Limit (dBm)	Margin (dB)	Table (o)	ANT	EUT	Verdict
37.760	-63.55	-18.75	-13.0	50.55	49.00	Vertical	Horizontal	Pass
695.662	-50.00	2.96	-13.0	37.00	141.00	Vertical	Horizontal	N/A
705.362	-45.34	3.20	-13.0	32.34	144.00	Vertical	Horizontal	N/A
2732.500	-37.30	19.34	-13.0	24.30	134.00	Vertical	Horizontal	Pass
5192.250	-45.48	8.62	-13.0	32.48	281.00	Vertical	Horizontal	Pass
7597.750	-37.97	16.52	-13.0	24.97	118.00	Vertical	Horizontal	Pass

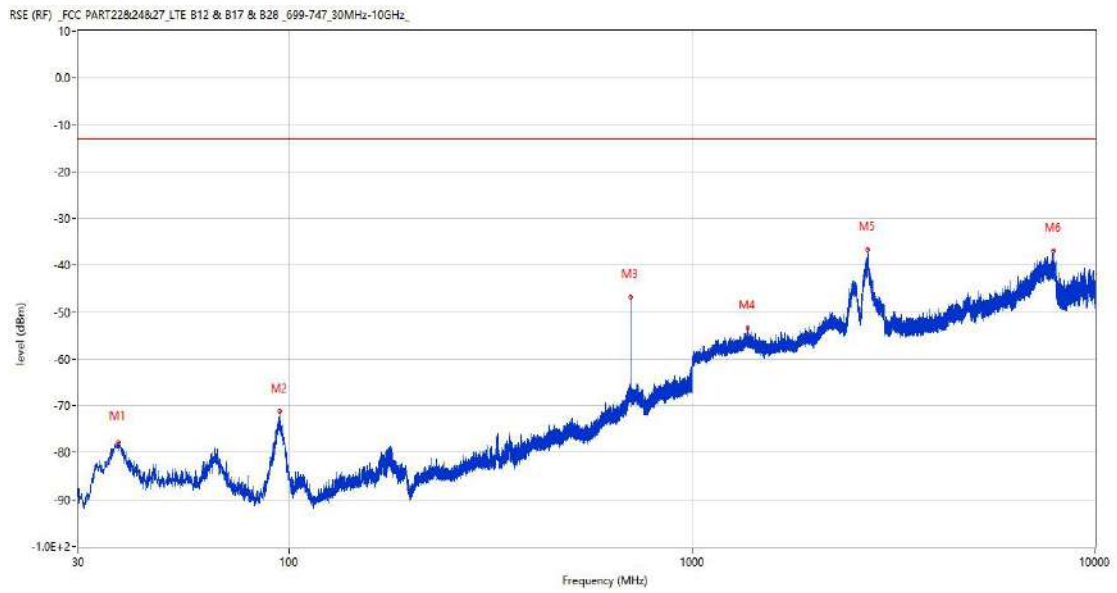
12.4 LTE Band 12 BW10, Middle Channel

RSE-H&H LTE Band 12 BW10 CH23095



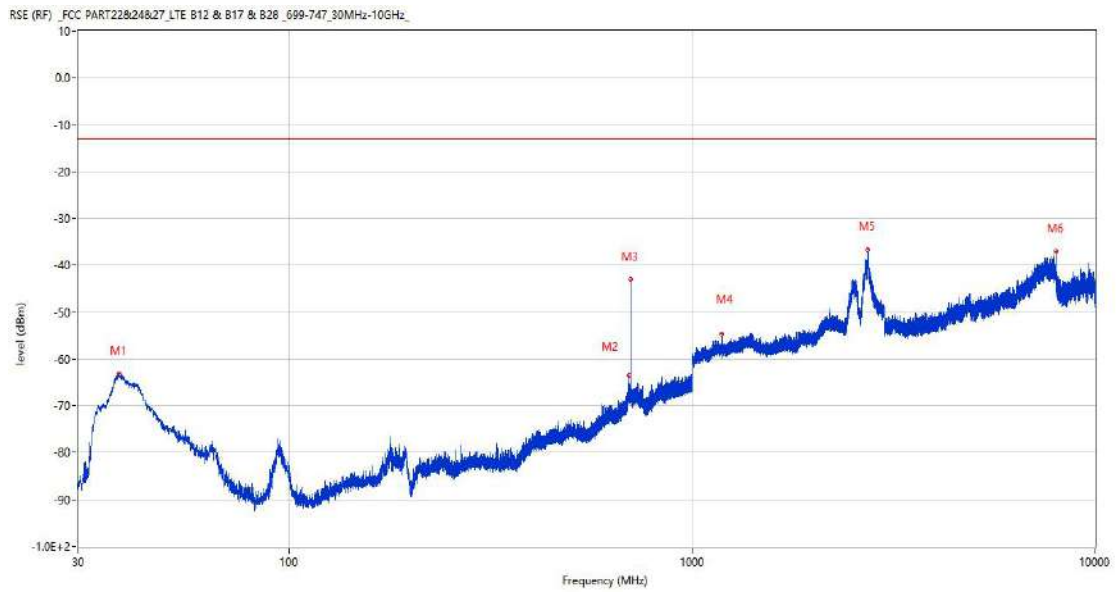
Frequency (MHz)	Result (dBm)	Factor (dB)	PK Limit (dBm)	Margin (dB)	Table (o)	ANT	EUT	Verdict
93.632	-73.02	-20.06	-13.0	60.02	221.00	Horizontal	Horizontal	Pass
693.334	-64.65	2.82	-13.0	51.65	22.00	Horizontal	Horizontal	N/A
703.034	-42.48	3.20	-13.0	29.48	115.00	Horizontal	Horizontal	N/A
1392.300	-53.87	-2.41	-13.0	40.87	351.00	Horizontal	Horizontal	Pass
2727.000	-36.79	19.11	-13.0	23.79	286.00	Horizontal	Horizontal	Pass
7501.750	-37.39	16.35	-13.0	24.39	329.00	Horizontal	Horizontal	Pass

RSE-H&V LTE Band 12 BW10 CH23095



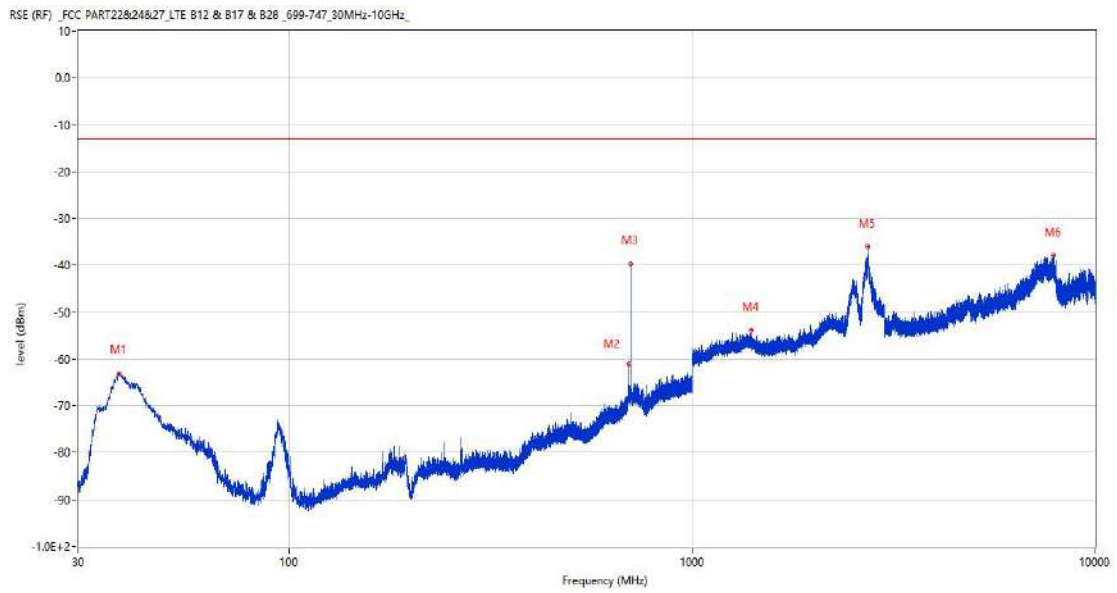
Frequency (MHz)	Result (dBm)	Factor (dB)	PK Limit (dBm)	Margin (dB)	Table (o)	ANT	EUT	Verdict
37.712	-77.93	-18.77	-13.0	64.93	311.00	Horizontal	Vertical	Pass
94.796	-71.21	-20.17	-13.0	58.21	218.00	Horizontal	Vertical	Pass
703.034	-46.82	3.20	-13.0	33.82	324.00	Horizontal	Vertical	N/A
1375.100	-53.36	-2.48	-13.0	40.36	203.00	Horizontal	Vertical	Pass
2727.700	-36.70	19.21	-13.0	23.70	173.00	Horizontal	Vertical	Pass
7863.500	-36.77	16.81	-13.0	23.77	186.00	Horizontal	Vertical	Pass

RSE-V&V LTE Band 12 BW10 CH23095



Frequency (MHz)	Result (dBm)	Factor (dB)	PK Limit (dBm)	Margin (dB)	Table (o)	ANT	EUT	Verdict
37.954	-63.18	-18.70	-13.0	50.18	88.00	Vertical	Vertical	Pass
695.566	-63.57	2.95	-13.0	50.57	128.00	Vertical	Vertical	N/A
703.083	-43.10	3.20	-13.0	30.10	124.00	Vertical	Vertical	N/A
1186.000	-54.73	-3.95	-13.0	41.73	360.00	Vertical	Vertical	Pass
2728.800	-36.56	19.35	-13.0	23.56	305.00	Vertical	Vertical	Pass
7996.750	-36.99	17.13	-13.0	23.99	18.00	Vertical	Vertical	Pass

RSE-V&H LTE Band 12 BW10 CH23095

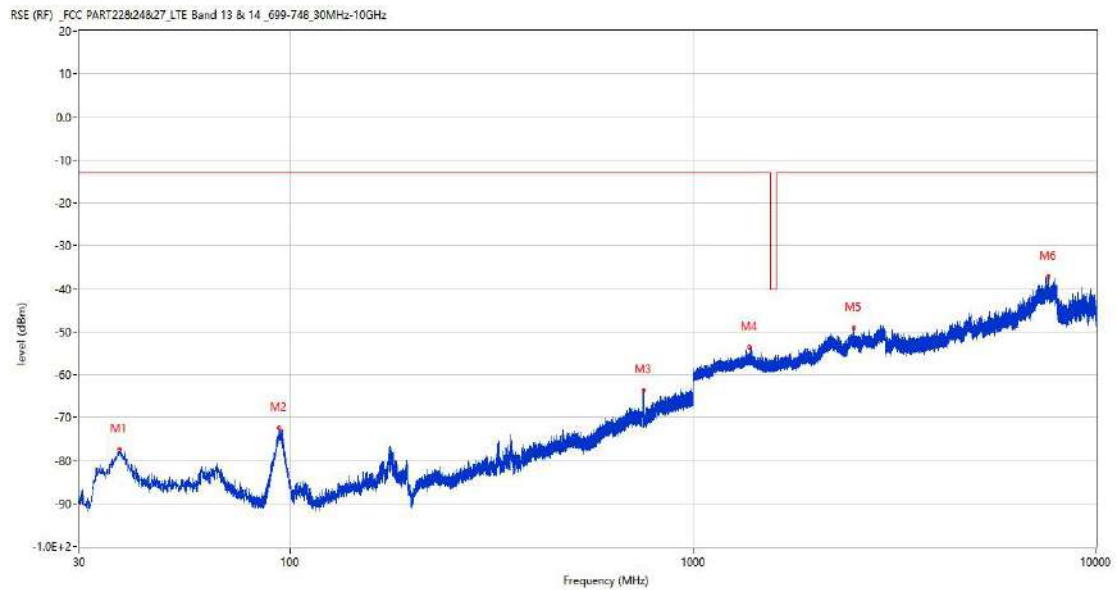


Frequency (MHz)	Result (dBm)	Factor (dB)	PK Limit (dBm)	Margin (dB)	Table (o)	ANT	EUT	Verdict
37.809	-63.04	-18.74	-13.0	50.04	54.00	Vertical	Horizontal	Pass
695.372	-61.09	2.94	-13.0	48.09	136.00	Vertical	Horizontal	N/A
703.083	-39.63	3.20	-13.0	26.63	140.00	Vertical	Horizontal	N/A
1400.500	-53.89	-2.31	-13.0	40.89	198.00	Vertical	Horizontal	Pass
2732.100	-36.08	19.37	-13.0	23.08	97.00	Vertical	Horizontal	Pass
7867.250	-37.96	16.98	-13.0	24.96	46.00	Vertical	Horizontal	Pass

13 LTE Band 13

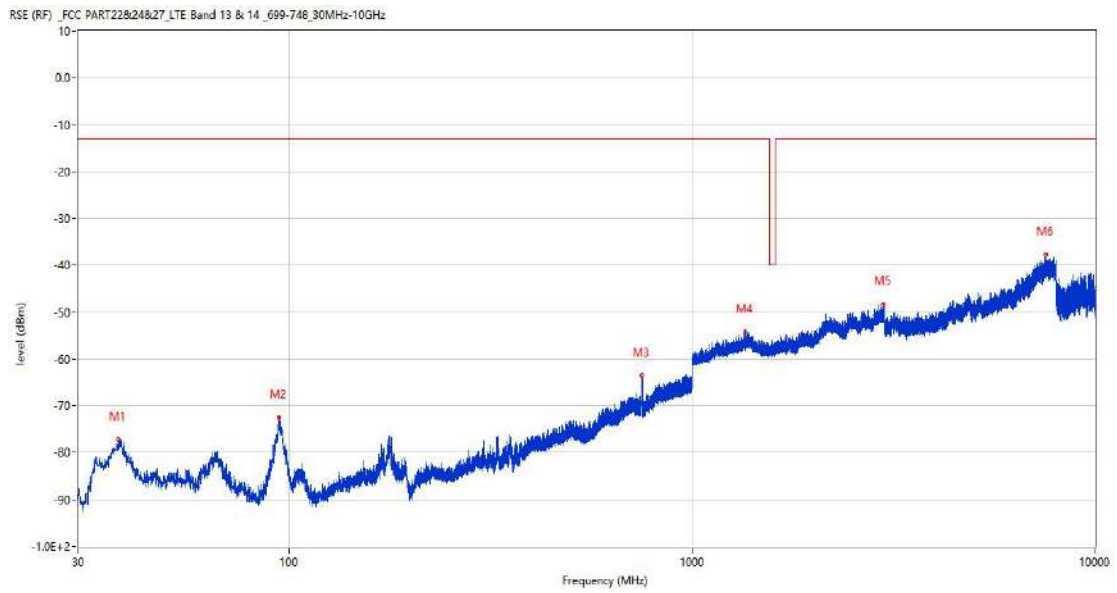
13.1 LTE Band 13 BW5, Middle Channel

RSE-H&H LTE Band 13 BW5 CH23230



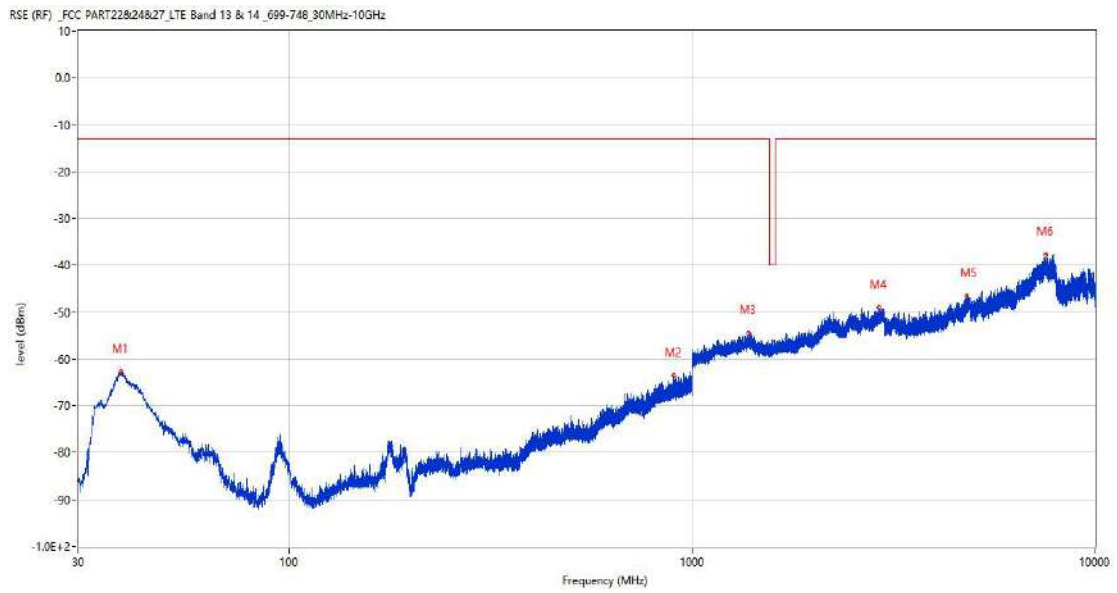
Frequency (MHz)	Result (dBm)	Factor (dB)	PK Limit (dBm)	Margin (dB)	Table (o)	ANT	EUT	Verdict
37.663	-77.40	-18.84	-13.0	64.40	308.00	Horizontal	Horizontal	Pass
94.068	-72.52	-20.02	-13.0	59.52	222.00	Horizontal	Horizontal	Pass
752.893	-63.72	-0.29	-13.0	50.72	161.00	Horizontal	Horizontal	N/A
1382.500	-53.73	-2.59	-13.0	40.73	191.00	Horizontal	Horizontal	Pass
2499.900	-49.19	2.06	-13.0	36.19	40.00	Horizontal	Horizontal	Pass
7597.750	-37.15	16.52	-13.0	24.15	120.00	Horizontal	Horizontal	Pass

RSE-H&V LTE Band 13 BW5 CH23230



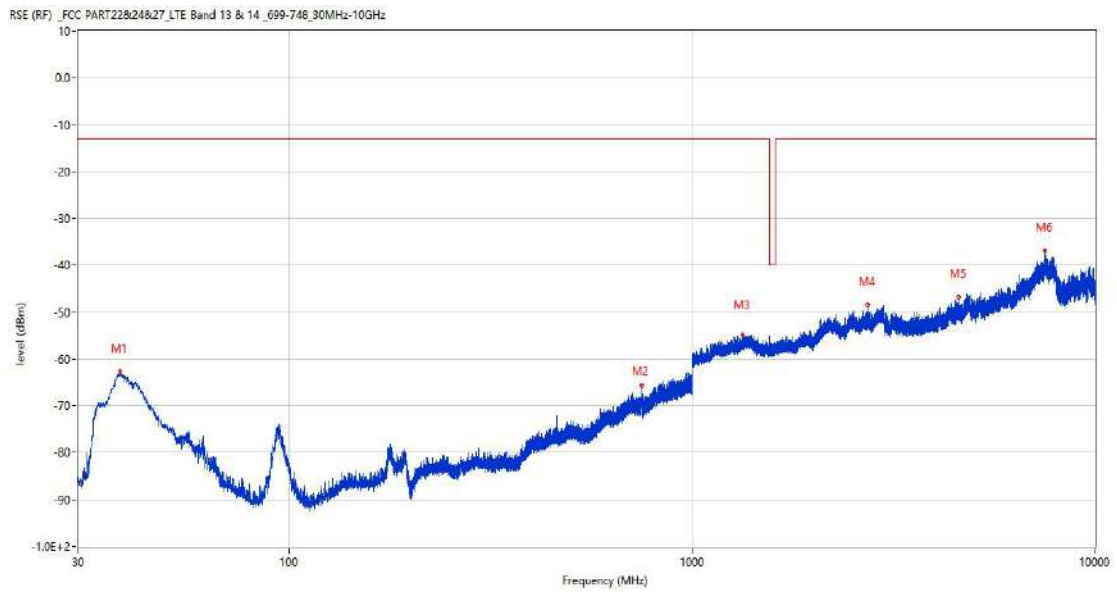
Frequency (MHz)	Result (dBm)	Factor (dB)	PK Limit (dBm)	Margin (dB)	Table (o)	ANT	EUT	Verdict
37.712	-77.19	-18.82	-13.0	64.19	321.00	Horizontal	Vertical	Pass
94.165	-72.47	-20.03	-13.0	59.47	55.00	Horizontal	Vertical	Pass
750.419	-63.55	-0.15	-13.0	50.55	171.00	Horizontal	Vertical	N/A
1354.400	-54.15	-2.88	-13.0	41.15	309.00	Horizontal	Vertical	Pass
2981.700	-48.32	3.97	-13.0	35.32	155.00	Horizontal	Vertical	Pass
7542.750	-37.74	16.70	-13.0	24.74	211.00	Horizontal	Vertical	Pass

RSE-V&V LTE Band 13 BW5 CH23230



Frequency (MHz)	Result (dBm)	Factor (dB)	PK Limit (dBm)	Margin (dB)	Table (o)	ANT	EUT	Verdict
38.294	-62.81	-18.80	-13.0	49.81	34.00	Vertical	Vertical	Pass
901.497	-63.62	3.54	-13.0	50.62	214.00	Vertical	Vertical	Pass
1379.600	-54.44	-2.67	-13.0	41.44	88.00	Vertical	Vertical	Pass
2905.000	-49.00	4.49	-13.0	36.00	14.00	Vertical	Vertical	Pass
4800.000	-46.63	8.01	-13.0	33.63	109.00	Vertical	Vertical	Pass
7538.750	-37.58	16.78	-13.0	24.58	37.00	Vertical	Vertical	Pass

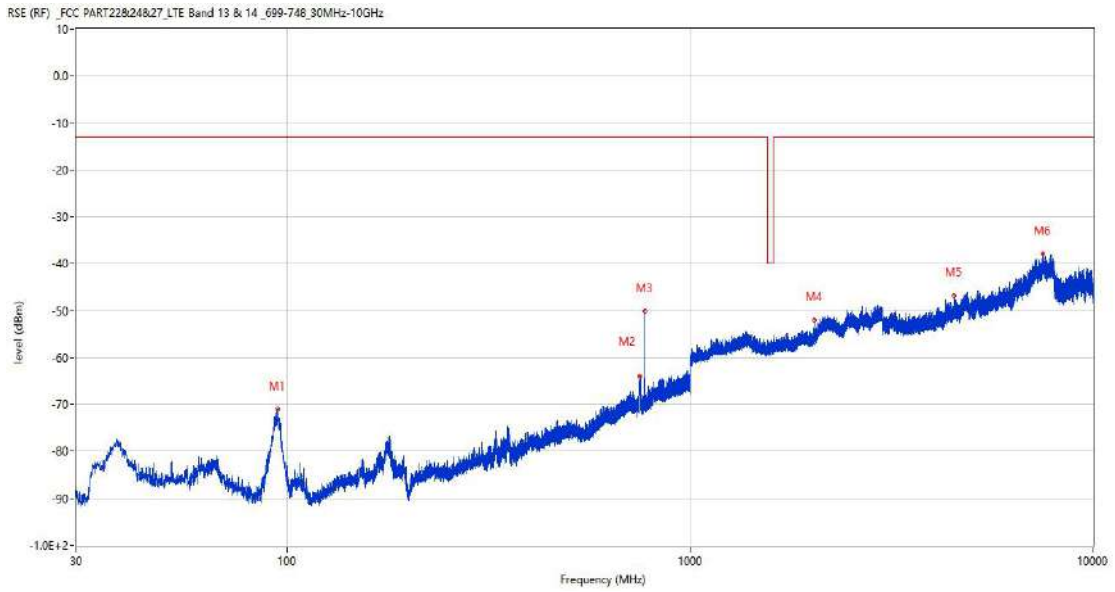
RSE-V&H LTE Band 13 BW5 CH23230



Frequency (MHz)	Result (dBm)	Factor (dB)	PK Limit (dBm)	Margin (dB)	Table (o)	ANT	EUT	Verdict
38.099	-62.80	-18.77	-13.0	49.80	27.00	Vertical	Horizontal	Pass
749.110	-65.61	-0.10	-13.0	52.61	167.00	Vertical	Horizontal	N/A
1337.700	-54.90	-3.18	-13.0	41.90	264.00	Vertical	Horizontal	Pass
2726.900	-48.46	4.55	-13.0	35.46	284.00	Vertical	Horizontal	Pass
4592.000	-46.79	6.82	-13.0	33.79	201.00	Vertical	Horizontal	Pass
7503.750	-36.75	16.20	-13.0	23.75	352.00	Vertical	Horizontal	Pass

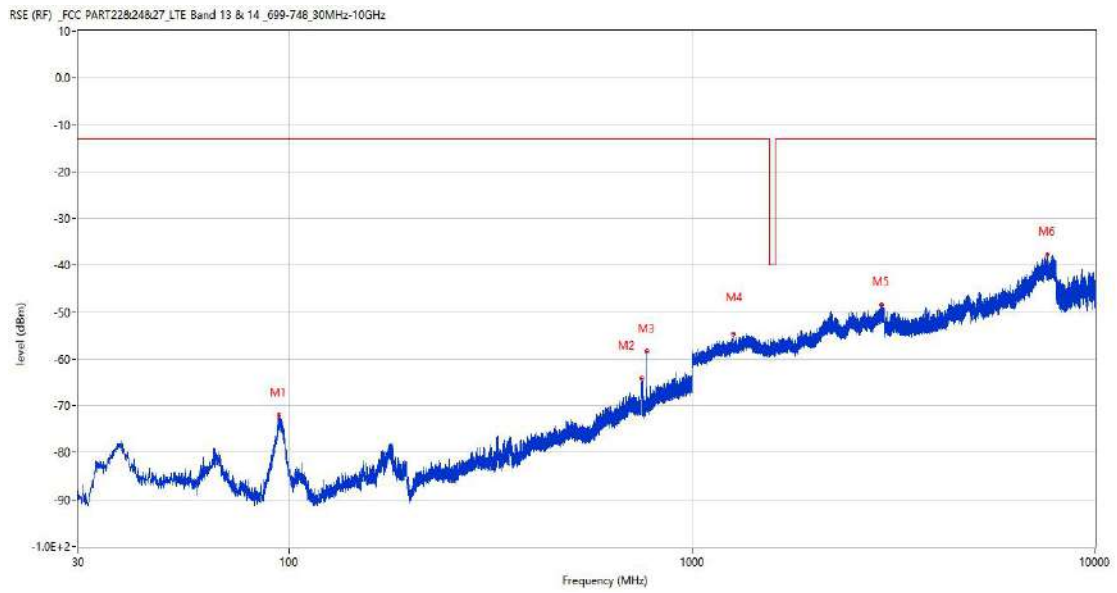
13.2 LTE Band 13 BW10, Middle Channel

RSE-H&H LTE Band 13 BW10 CH23230



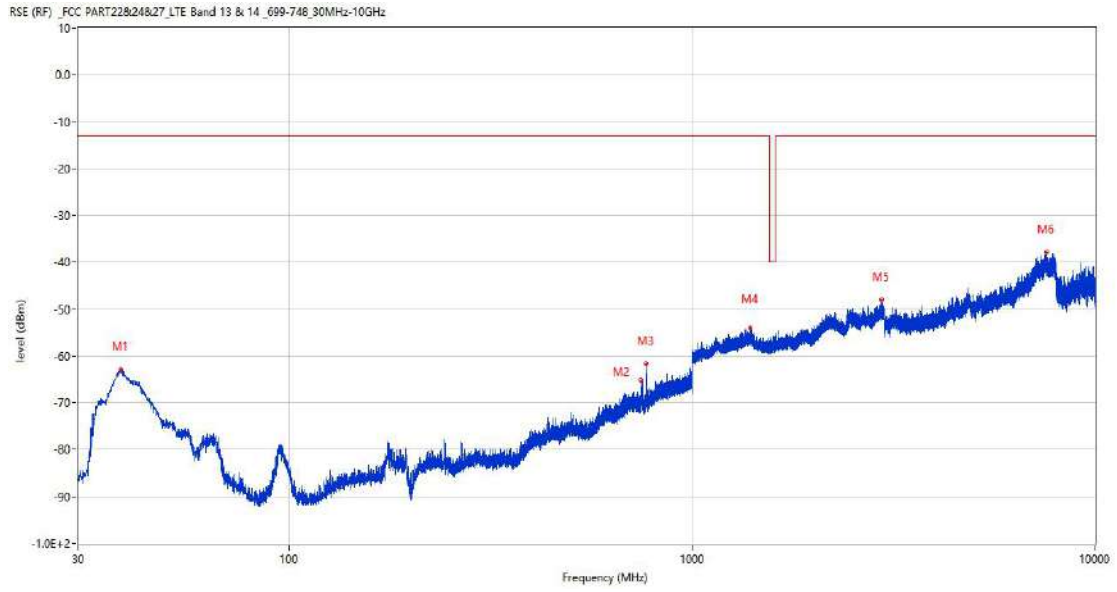
Frequency (MHz)	Result (dBm)	Factor (dB)	PK Limit (dBm)	Margin (dB)	Table (o)	ANT	EUT	Verdict
94.990	-71.02	-20.14	-13.0	58.02	60.00	Horizontal	Horizontal	Pass
748.721	-63.95	-0.09	-13.0	50.95	287.00	Horizontal	Horizontal	N/A
772.002	-50.08	0.57	-13.0	37.08	295.00	Horizontal	Horizontal	N/A
2036.500	-52.02	-1.14	-13.0	39.02	239.00	Horizontal	Horizontal	Pass
4529.750	-46.81	7.48	-13.0	33.81	360.00	Horizontal	Horizontal	Pass
7493.000	-37.94	16.74	-13.0	24.94	4.00	Horizontal	Horizontal	Pass

RSE-H&V LTE Band 13 BW10 CH23230



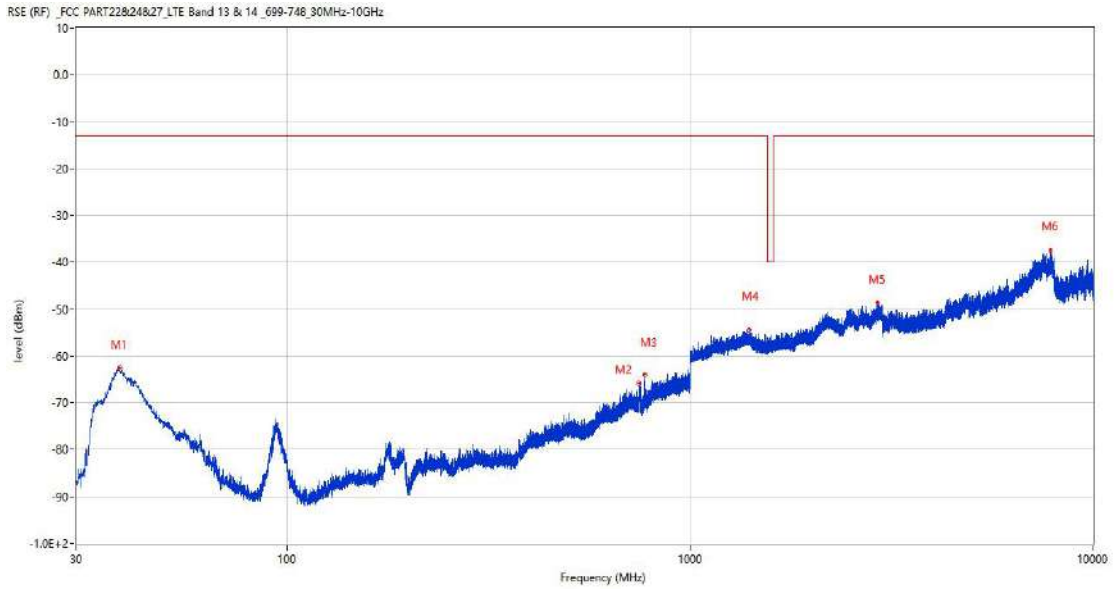
Frequency (MHz)	Result (dBm)	Factor (dB)	PK Limit (dBm)	Margin (dB)	Table (o)	ANT	EUT	Verdict
94.456	-72.05	-20.07	-13.0	59.05	241.00	Horizontal	Vertical	Pass
751.146	-64.21	-0.18	-13.0	51.21	162.00	Horizontal	Vertical	N/A
771.614	-58.40	0.55	-13.0	45.40	360.00	Horizontal	Vertical	N/A
1264.000	-54.70	-3.56	-13.0	41.70	291.00	Horizontal	Vertical	Pass
2951.900	-48.48	4.43	-13.0	35.48	333.00	Horizontal	Vertical	Pass
7602.250	-37.65	16.45	-13.0	24.65	273.00	Horizontal	Vertical	Pass

RSE-V&V LTE Band 13 BW10 CH23230



Frequency (MHz)	Result (dBm)	Factor (dB)	PK Limit (dBm)	Margin (dB)	Table (o)	ANT	EUT	Verdict
38.294	-62.85	-18.80	-13.0	49.85	56.00	Vertical	Vertical	Pass
748.236	-65.18	-0.08	-13.0	52.18	156.00	Vertical	Vertical	N/A
770.207	-61.74	0.49	-13.0	48.74	322.00	Vertical	Vertical	N/A
1393.300	-54.00	-2.48	-13.0	41.00	0.00	Vertical	Vertical	Pass
2955.600	-47.95	4.75	-13.0	34.95	194.00	Vertical	Vertical	Pass
7591.750	-37.94	16.24	-13.0	24.94	334.00	Vertical	Vertical	Pass

RSE-V&H LTE Band 13 BW10 CH23230

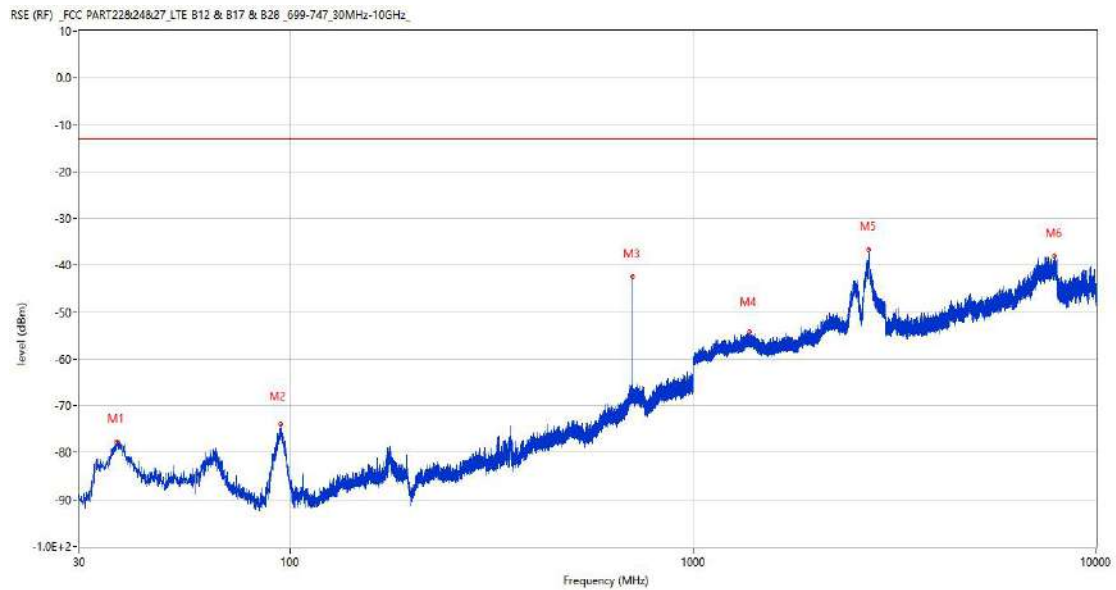


Frequency (MHz)	Result (dBm)	Factor (dB)	PK Limit (dBm)	Margin (dB)	Table (o)	ANT	EUT	Verdict
38.439	-62.54	-18.82	-13.0	49.54	51.00	Vertical	Horizontal	Pass
747.752	-65.91	-0.06	-13.0	52.91	323.00	Vertical	Horizontal	N/A
773.214	-64.05	0.63	-13.0	51.05	134.00	Vertical	Horizontal	N/A
1403.700	-54.44	-2.68	-13.0	41.44	224.00	Vertical	Horizontal	Pass
2918.300	-48.63	4.31	-13.0	35.63	360.00	Vertical	Horizontal	Pass
7855.750	-37.34	16.41	-13.0	24.34	190.00	Vertical	Horizontal	Pass

14 LTE Band 17

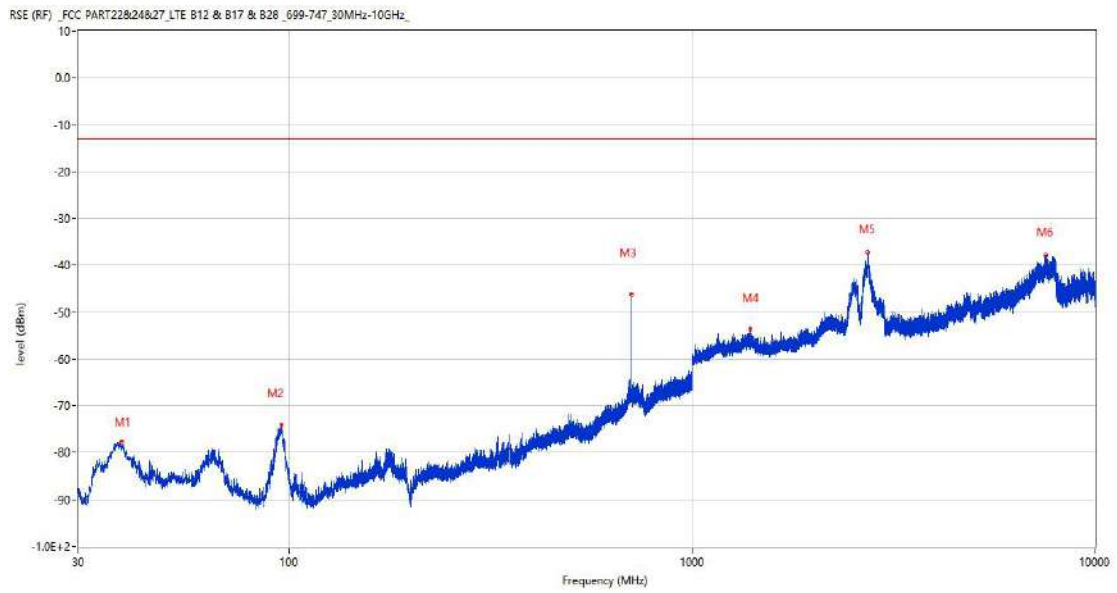
14.1 LTE Band 17 BW5, Middle Channel

RSE-H&H LTE Band 17 BW5 CH23790



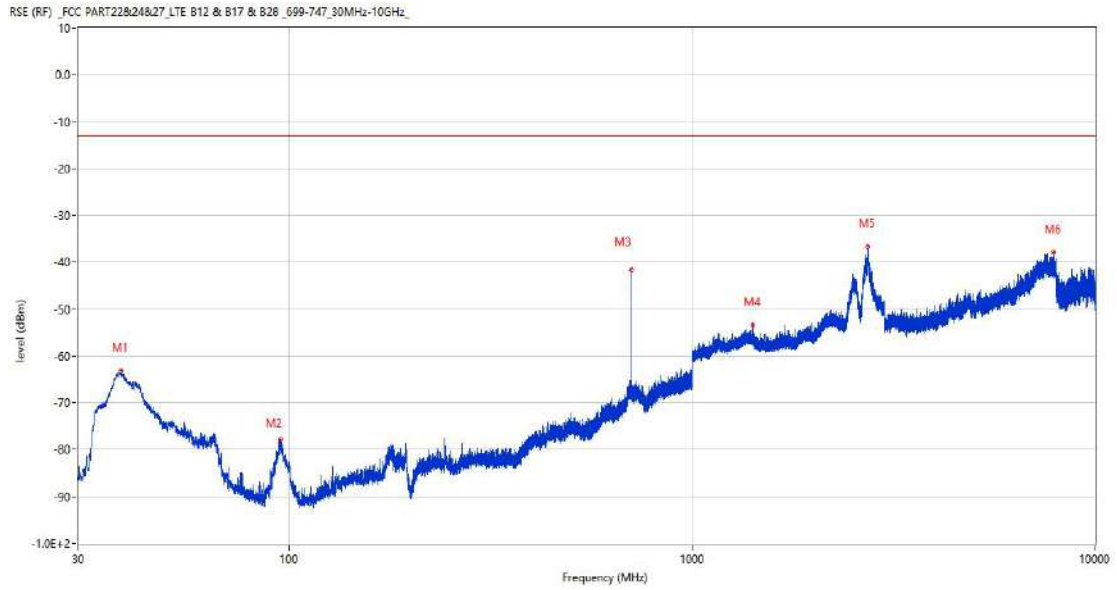
Frequency (MHz)	Result (dBm)	Factor (dB)	PK Limit (dBm)	Margin (dB)	Table (o)	ANT	EUT	Verdict
37.178	-77.56	-18.91	-13.0	64.56	326.00	Horizontal	Horizontal	Pass
95.038	-73.94	-20.19	-13.0	60.94	241.00	Horizontal	Horizontal	Pass
707.836	-42.42	3.20	-13.0	29.42	119.00	Horizontal	Horizontal	N/A
1384.500	-54.17	-2.40	-13.0	41.17	23.00	Horizontal	Horizontal	Pass
2732.300	-36.55	19.36	-13.0	23.55	360.00	Horizontal	Horizontal	Pass
7870.250	-38.09	17.04	-13.0	25.09	222.00	Horizontal	Horizontal	Pass

RSE-H&V LTE Band 17 BW5 CH23790



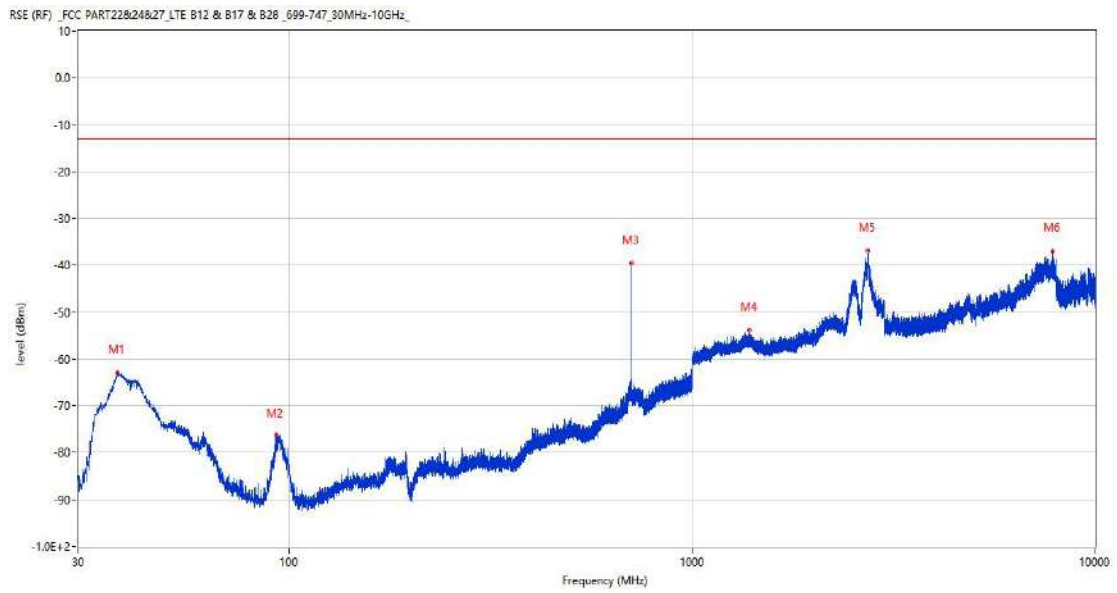
Frequency (MHz)	Result (dBm)	Factor (dB)	PK Limit (dBm)	Margin (dB)	Table (o)	ANT	EUT	Verdict
38.439	-77.62	-18.74	-13.0	64.62	2.00	Horizontal	Vertical	Pass
95.620	-74.03	-20.23	-13.0	61.03	233.00	Horizontal	Vertical	Pass
707.787	-46.09	3.20	-13.0	33.09	325.00	Horizontal	Vertical	N/A
1395.800	-53.63	-2.43	-13.0	40.63	159.00	Horizontal	Vertical	Pass
2727.400	-37.21	19.17	-13.0	24.21	223.00	Horizontal	Vertical	Pass
7523.500	-37.83	16.12	-13.0	24.83	360.00	Horizontal	Vertical	Pass

RSE-V&V LTE Band 17 BW5 CH23790



Frequency (MHz)	Result (dBm)	Factor (dB)	PK Limit (dBm)	Margin (dB)	Table (o)	ANT	EUT	Verdict
38.197	-63.11	-18.70	-13.0	50.11	63.00	Vertical	Vertical	Pass
95.232	-77.89	-20.20	-13.0	64.89	347.00	Vertical	Vertical	Pass
707.885	-41.67	3.20	-13.0	28.67	201.00	Vertical	Vertical	N/A
1414.600	-53.39	-2.83	-13.0	40.39	144.00	Vertical	Vertical	Pass
2732.400	-36.66	19.35	-13.0	23.66	119.00	Vertical	Vertical	Pass
7867.750	-37.91	16.98	-13.0	24.91	320.00	Vertical	Vertical	Pass

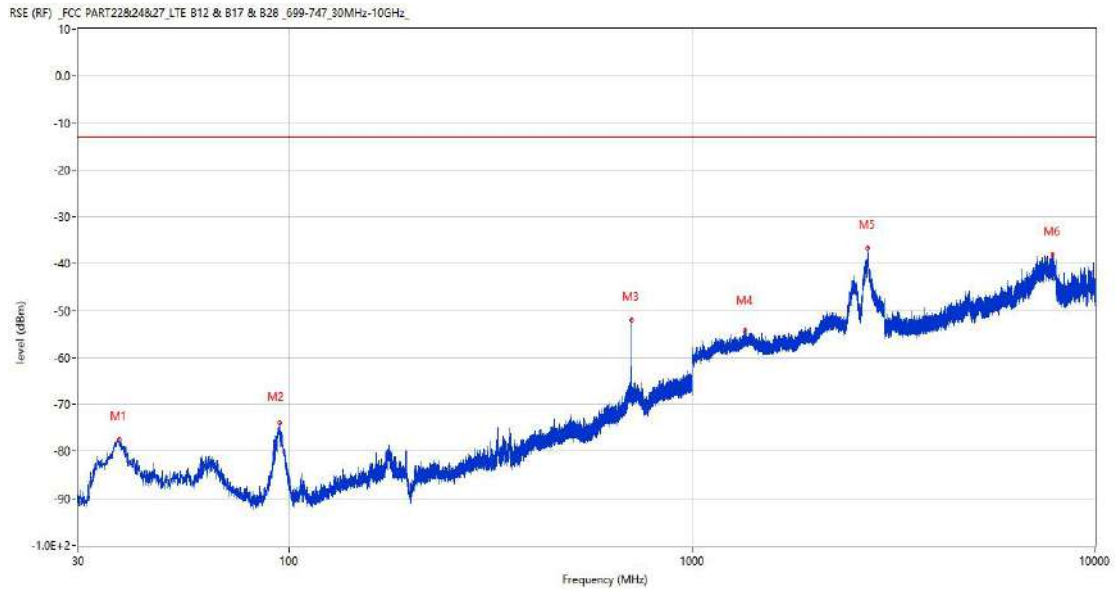
RSE-V&H LTE Band 17 BW5 CH23790



Frequency (MHz)	Result (dBm)	Factor (dB)	PK Limit (dBm)	Margin (dB)	Table (o)	ANT	EUT	Verdict
37.566	-62.98	-18.81	-13.0	49.98	75.00	Vertical	Horizontal	Pass
92.759	-76.22	-19.90	-13.0	63.22	323.00	Vertical	Horizontal	Pass
707.885	-39.52	3.20	-13.0	26.52	144.00	Vertical	Horizontal	N/A
1388.300	-53.81	-2.38	-13.0	40.81	36.00	Vertical	Horizontal	Pass
2727.100	-36.77	19.13	-13.0	23.77	275.00	Vertical	Horizontal	Pass
7856.250	-36.93	16.45	-13.0	23.93	128.00	Vertical	Horizontal	Pass

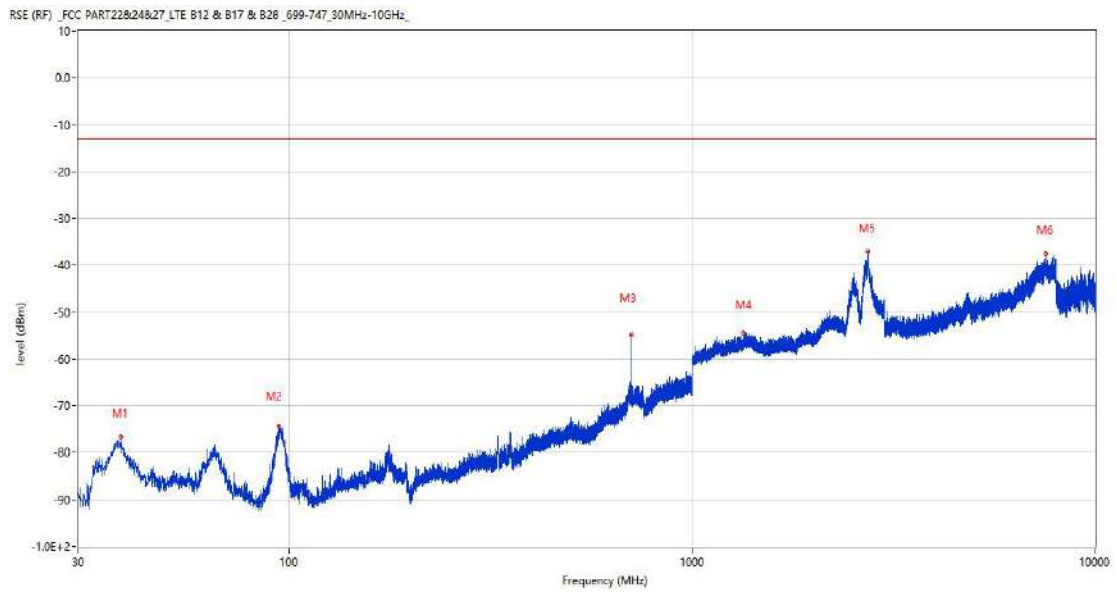
14.2 LTE Band 17 BW10, Middle Channel

RSE-H&H LTE Band 17 BW10 CH23790



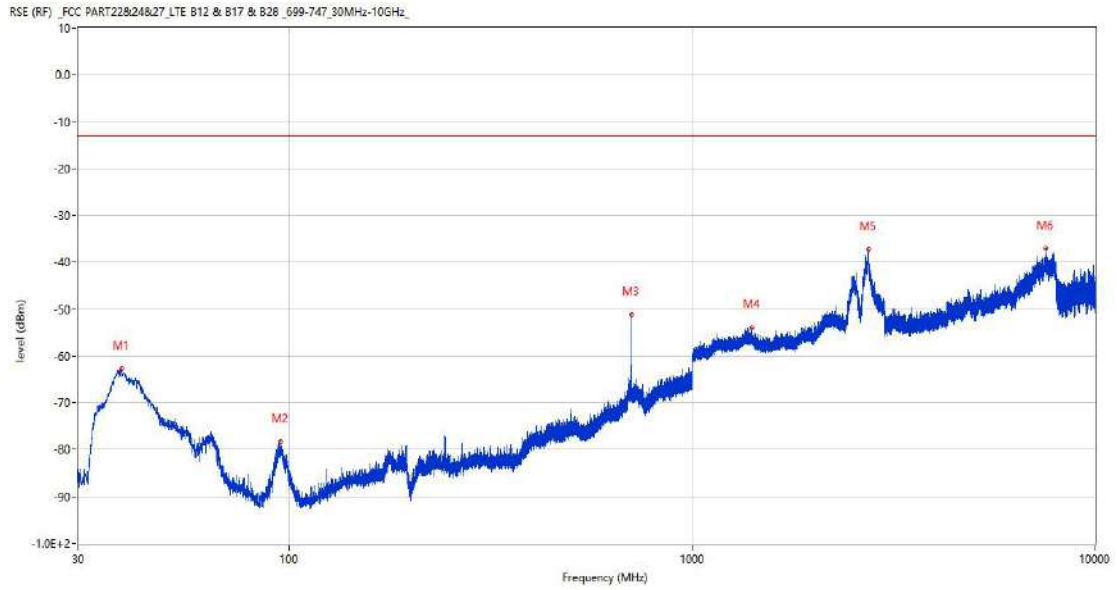
Frequency (MHz)	Result (dBm)	Factor (dB)	PK Limit (dBm)	Margin (dB)	Table (o)	ANT	EUT	Verdict
37.954	-77.50	-18.70	-13.0	64.50	359.00	Horizontal	Horizontal	Pass
94.893	-73.95	-20.18	-13.0	60.95	66.00	Horizontal	Horizontal	Pass
705.605	-51.99	3.20	-13.0	38.99	109.00	Horizontal	Horizontal	N/A
1353.000	-54.23	-2.57	-13.0	41.23	210.00	Horizontal	Horizontal	Pass
2731.900	-36.65	19.39	-13.0	23.65	280.00	Horizontal	Horizontal	Pass
7857.500	-37.98	16.49	-13.0	24.98	234.00	Horizontal	Horizontal	Pass

RSE-H&V LTE Band 17 BW10 CH23790



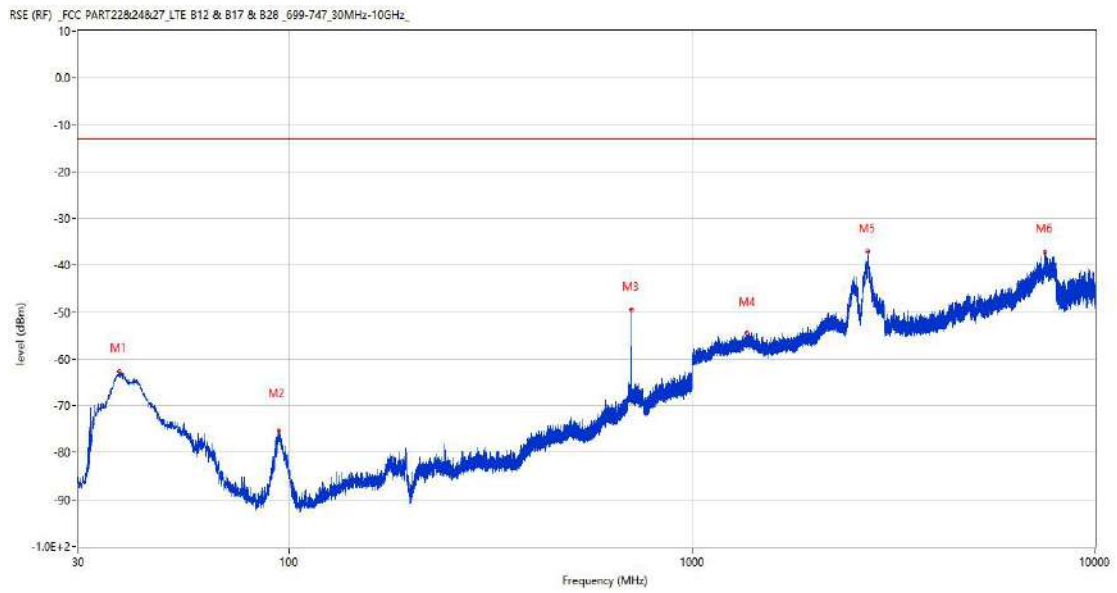
Frequency (MHz)	Result (dBm)	Factor (dB)	PK Limit (dBm)	Margin (dB)	Table (o)	ANT	EUT	Verdict
38.294	-76.54	-18.72	-13.0	63.54	0.00	Horizontal	Vertical	Pass
94.505	-74.26	-20.15	-13.0	61.26	246.00	Horizontal	Vertical	Pass
705.557	-54.89	3.20	-13.0	41.89	227.00	Horizontal	Vertical	N/A
1340.700	-54.48	-2.98	-13.0	41.48	319.00	Horizontal	Vertical	Pass
2730.100	-36.98	19.45	-13.0	23.98	0.00	Horizontal	Vertical	Pass
7538.250	-37.53	16.78	-13.0	24.53	37.00	Horizontal	Vertical	Pass

RSE-V&V LTE Band 17 BW10 CH23790



Frequency (MHz)	Result (dBm)	Factor (dB)	PK Limit (dBm)	Margin (dB)	Table (o)	ANT	EUT	Verdict
38.391	-62.75	-18.73	-13.0	49.75	60.00	Vertical	Vertical	Pass
95.329	-78.29	-20.21	-13.0	65.29	0.00	Vertical	Vertical	Pass
705.605	-51.16	3.20	-13.0	38.16	144.00	Vertical	Vertical	N/A
1410.800	-53.93	-2.59	-13.0	40.93	299.00	Vertical	Vertical	Pass
2733.100	-37.22	19.26	-13.0	24.22	208.00	Vertical	Vertical	Pass
7523.250	-37.00	16.12	-13.0	24.00	178.00	Vertical	Vertical	Pass

RSE-V&H LTE Band 17 BW10 CH23790

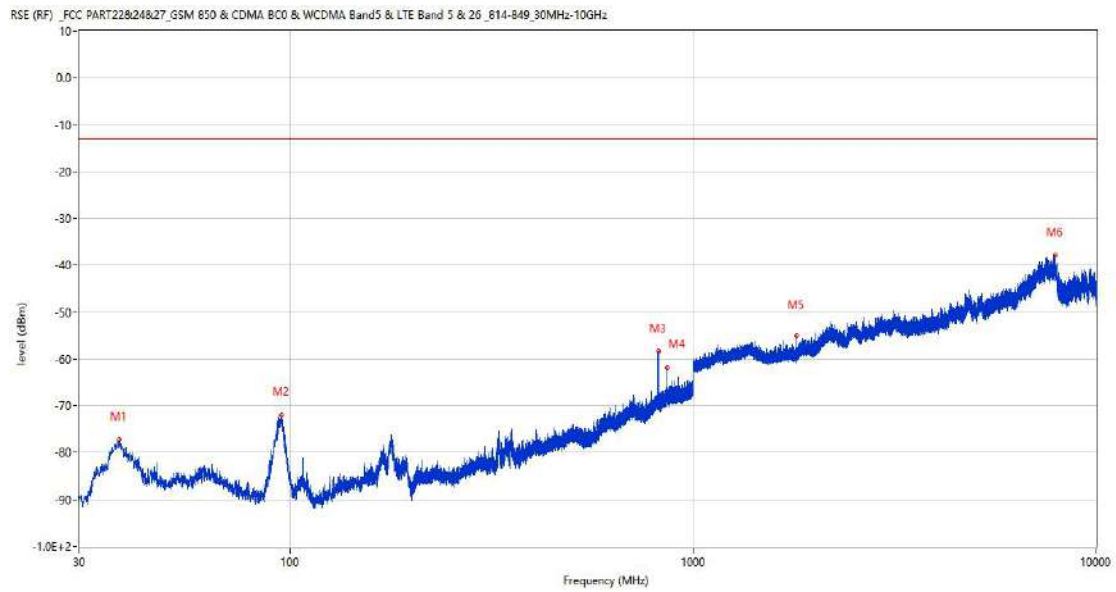


Frequency (MHz)	Result (dBm)	Factor (dB)	PK Limit (dBm)	Margin (dB)	Table (o)	ANT	EUT	Verdict
37.906	-62.64	-18.71	-13.0	49.64	76.00	Vertical	Horizontal	Pass
94.214	-75.27	-20.13	-13.0	62.27	2.00	Vertical	Horizontal	Pass
705.654	-49.42	3.20	-13.0	36.42	151.00	Vertical	Horizontal	N/A
1371.000	-54.50	-2.46	-13.0	41.50	141.00	Vertical	Horizontal	Pass
2728.900	-37.03	19.36	-13.0	24.03	295.00	Vertical	Horizontal	Pass
7494.250	-37.14	16.76	-13.0	24.14	38.00	Vertical	Horizontal	Pass

15 LTE Band 26 (Part90)

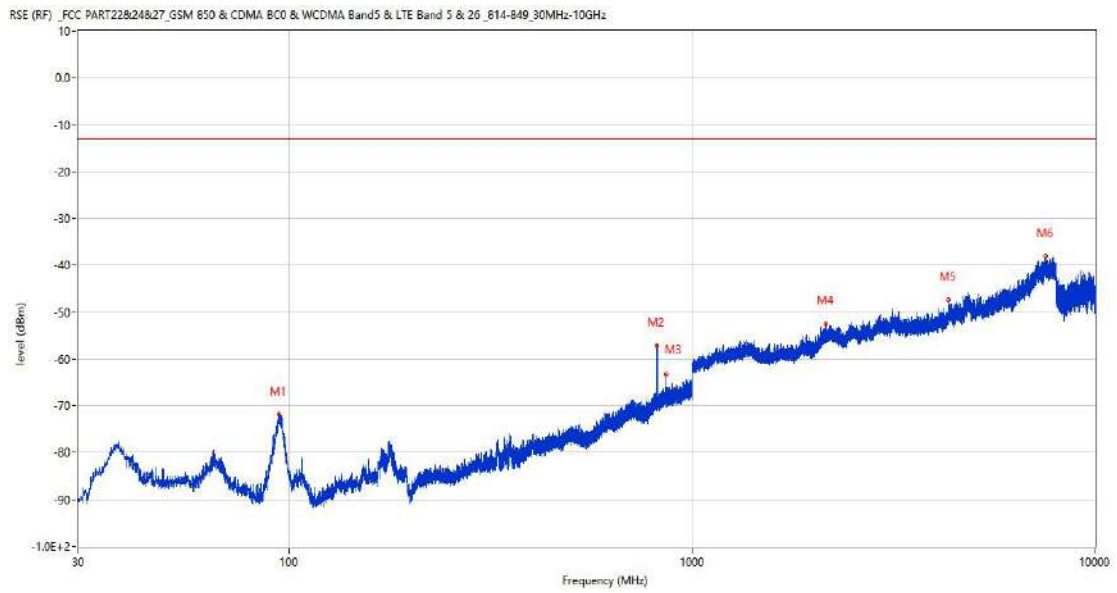
15.1 LTE Band 26 (Part90) BW1.4, Middle Channel

RSE-H&H LTE Band 26 (Part90) BW1.4 CH26740



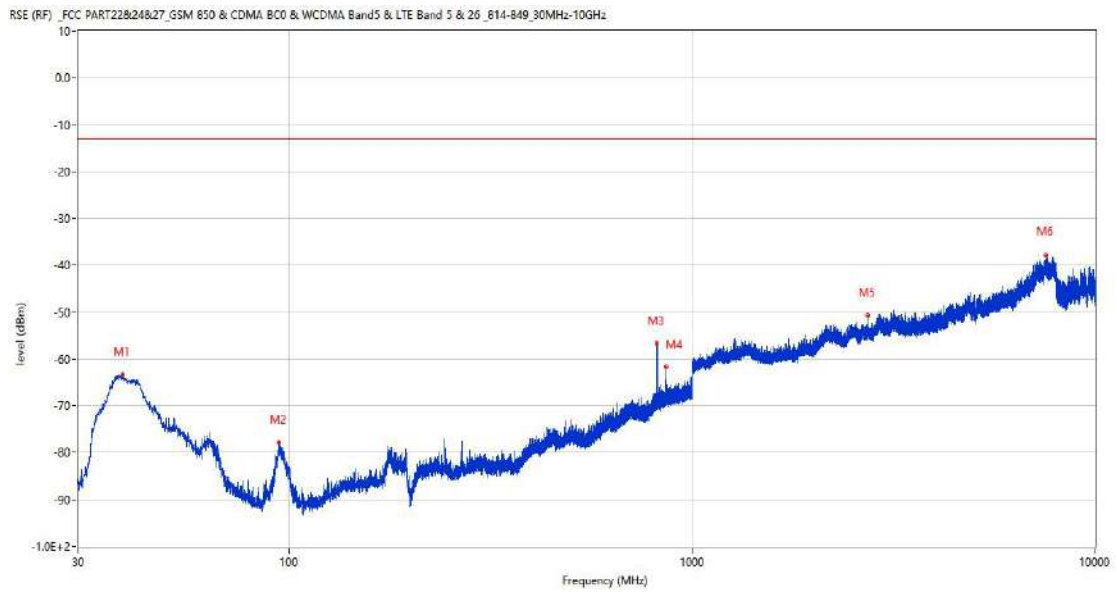
Frequency (MHz)	Result (dBm)	Factor (dB)	PK Limit (dBm)	Margin (dB)	Table (o)	ANT	EUT	Verdict
37.614	-77.29	-18.97	-13.0	64.29	0.00	Horizontal	Horizontal	Pass
95.087	-71.95	-20.44	-13.0	58.95	243.00	Horizontal	Horizontal	Pass
818.610	-58.30	1.80	-13.0	45.30	32.00	Horizontal	Horizontal	N/A
863.860	-61.95	1.98	-13.0	48.95	217.00	Horizontal	Horizontal	N/A
1809.600	-55.10	-5.31	-13.0	42.10	16.00	Horizontal	Horizontal	Pass
7907.250	-37.86	16.70	-13.0	24.86	324.00	Horizontal	Horizontal	Pass

RSE-H&V LTE Band 26 (Part90) BW1.4 CH26740



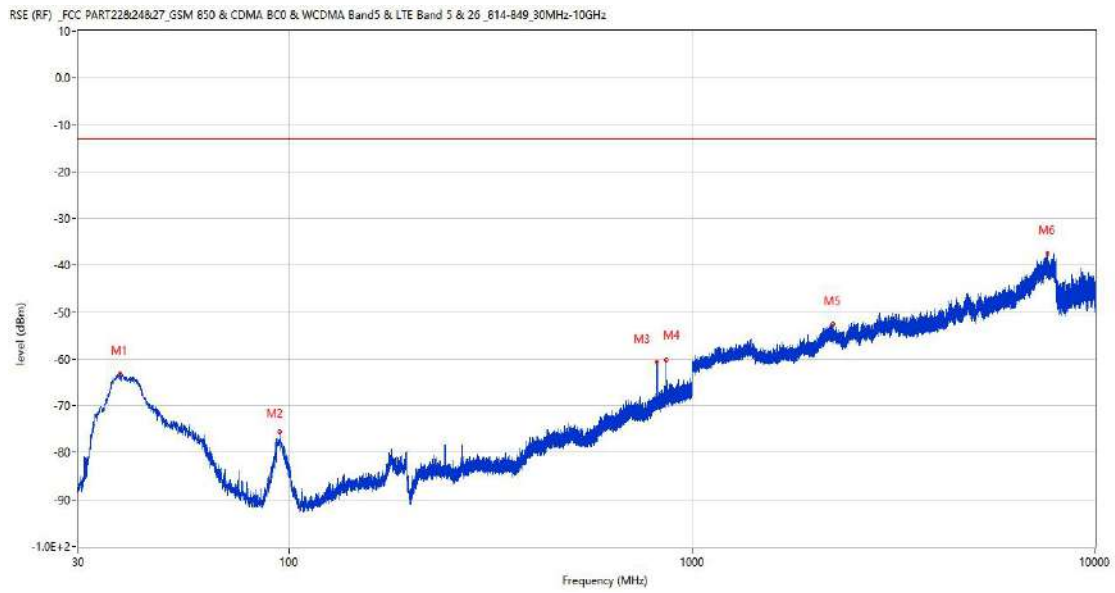
Frequency (MHz)	Result (dBm)	Factor (dB)	PK Limit (dBm)	Margin (dB)	Table (o)	ANT	EUT	Verdict
94.262	-71.86	-20.39	-13.0	58.86	75.00	Horizontal	Vertical	Pass
818.562	-57.12	1.80	-13.0	44.12	31.00	Horizontal	Vertical	N/A
863.764	-63.30	1.97	-13.0	50.30	223.00	Horizontal	Vertical	N/A
2146.900	-52.48	-0.46	-13.0	39.48	344.00	Horizontal	Vertical	Pass
4323.000	-47.40	7.04	-13.0	34.40	204.00	Horizontal	Vertical	Pass
7533.000	-38.01	16.54	-13.0	25.01	225.00	Horizontal	Vertical	Pass

RSE-V&V LTE Band 26 (Part90) BW1.4 CH26740



Frequency (MHz)	Result (dBm)	Factor (dB)	PK Limit (dBm)	Margin (dB)	Table (o)	ANT	EUT	Verdict
38.633	-63.35	-18.98	-13.0	50.35	57.00	Vertical	Vertical	Pass
94.456	-77.81	-20.40	-13.0	64.81	336.00	Vertical	Vertical	Pass
818.562	-56.78	1.80	-13.0	43.78	359.00	Vertical	Vertical	N/A
864.151	-61.70	1.99	-13.0	48.70	217.00	Vertical	Vertical	N/A
2728.000	-50.65	1.56	-13.0	37.65	149.00	Vertical	Vertical	Pass
7544.000	-37.87	16.62	-13.0	24.87	232.00	Vertical	Vertical	Pass

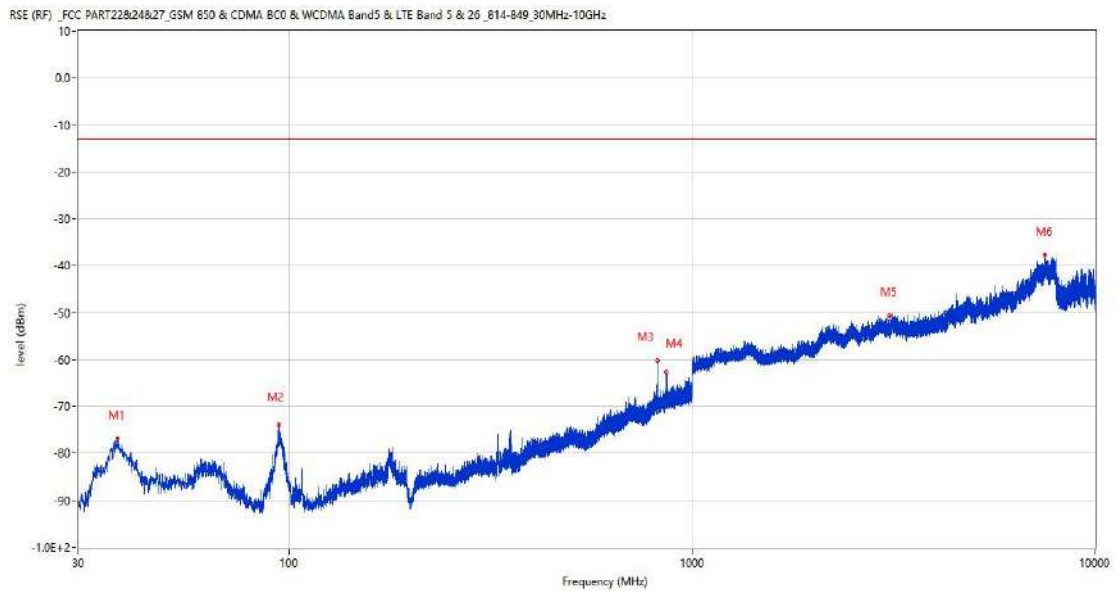
RSE-V&H LTE Band 26 (Part90) BW1.4 CH26740



Frequency (MHz)	Result (dBm)	Factor (dB)	PK Limit (dBm)	Margin (dB)	Table (o)	ANT	EUT	Verdict
38.051	-63.21	-18.90	-13.0	50.21	37.00	Vertical	Horizontal	Pass
94.796	-75.65	-20.43	-13.0	62.65	0.00	Vertical	Horizontal	Pass
818.562	-60.60	1.80	-13.0	47.60	46.00	Vertical	Horizontal	N/A
863.860	-60.12	1.98	-13.0	47.12	231.00	Vertical	Horizontal	N/A
2232.600	-52.57	-0.33	-13.0	39.57	360.00	Vertical	Horizontal	Pass
7604.000	-37.53	16.35	-13.0	24.53	183.00	Vertical	Horizontal	Pass

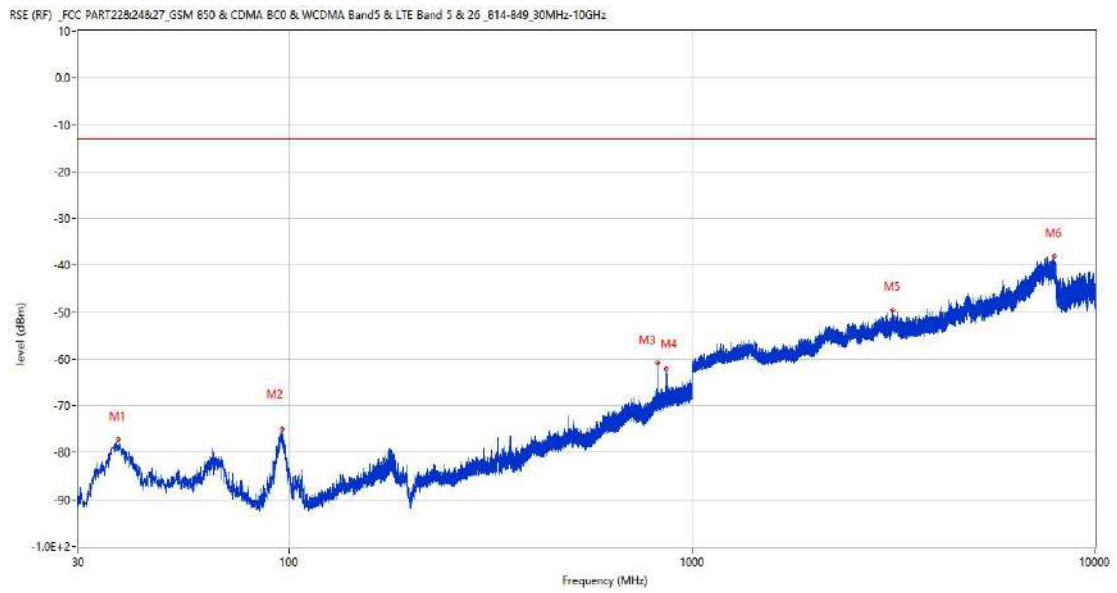
15.2 LTE Band 26 (Part90) BW3, Middle Channel

RSE-H&H LTE Band 26 (Part90) BW3 CH26740



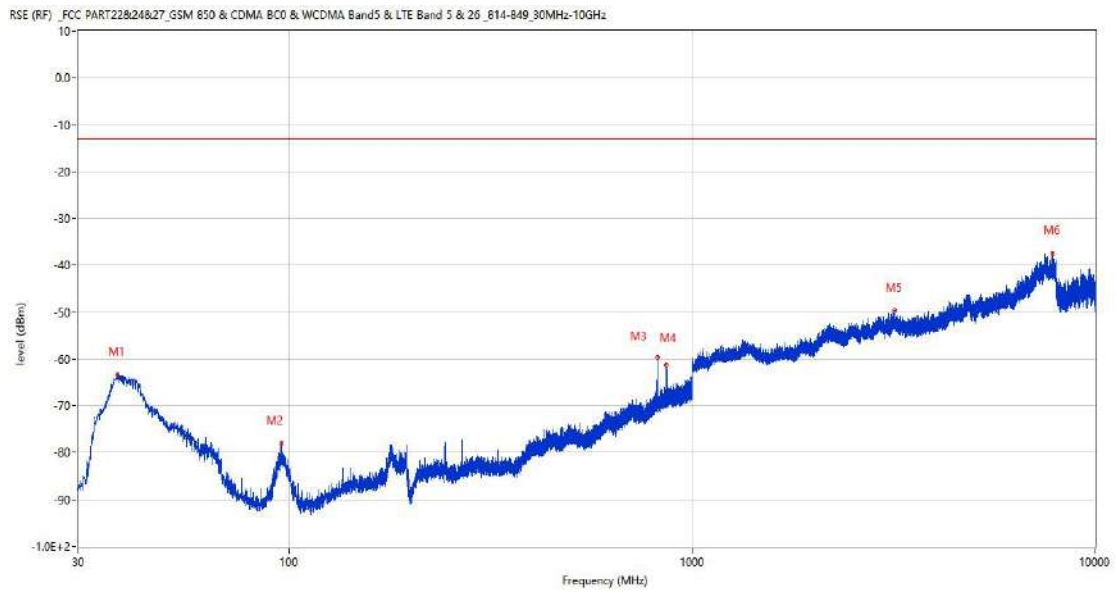
Frequency (MHz)	Result (dBm)	Factor (dB)	PK Limit (dBm)	Margin (dB)	Table (o)	ANT	EUT	Verdict
37.566	-76.88	-18.98	-13.0	63.88	323.00	Horizontal	Horizontal	Pass
94.262	-73.92	-20.39	-13.0	60.92	230.00	Horizontal	Horizontal	Pass
819.338	-60.22	1.84	-13.0	47.22	290.00	Horizontal	Horizontal	N/A
863.036	-62.66	1.94	-13.0	49.66	230.00	Horizontal	Horizontal	N/A
3080.750	-50.80	2.84	-13.0	37.80	147.00	Horizontal	Horizontal	Pass
7507.750	-37.57	15.95	-13.0	24.57	212.00	Horizontal	Horizontal	Pass

RSE-H&V LTE Band 26 (Part90) BW3 CH26740



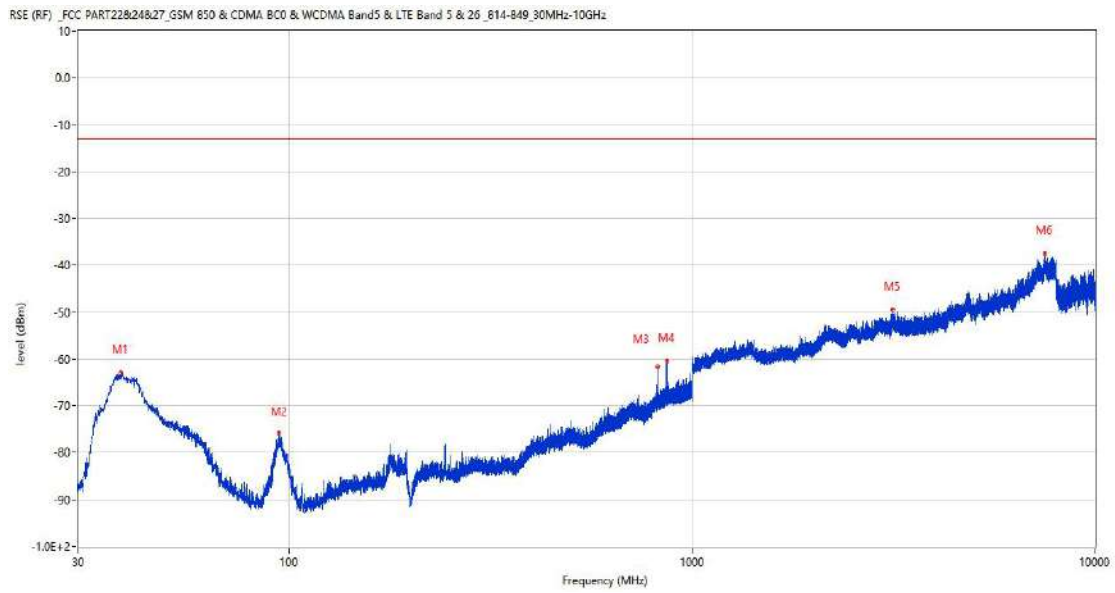
Frequency (MHz)	Result (dBm)	Factor (dB)	PK Limit (dBm)	Margin (dB)	Table (o)	ANT	EUT	Verdict
37.663	-77.30	-18.96	-13.0	64.30	319.00	Horizontal	Vertical	Pass
96.105	-74.96	-20.53	-13.0	61.96	32.00	Horizontal	Vertical	Pass
818.998	-60.79	1.82	-13.0	47.79	44.00	Horizontal	Vertical	N/A
863.472	-62.06	1.96	-13.0	49.06	228.00	Horizontal	Vertical	N/A
3142.250	-49.67	4.40	-13.0	36.67	93.00	Horizontal	Vertical	Pass
7901.500	-38.12	16.92	-13.0	25.12	37.00	Horizontal	Vertical	Pass

RSE-V&V LTE Band 26 (Part90) BW3 CH26740



Frequency (MHz)	Result (dBm)	Factor (dB)	PK Limit (dBm)	Margin (dB)	Table (o)	ANT	EUT	Verdict
37.420	-63.32	-19.01	-13.0	50.32	68.00	Vertical	Vertical	Pass
95.814	-78.13	-20.50	-13.0	65.13	296.00	Vertical	Vertical	Pass
818.950	-59.55	1.82	-13.0	46.55	0.00	Vertical	Vertical	N/A
863.570	-61.22	1.96	-13.0	48.22	230.00	Vertical	Vertical	N/A
3174.250	-49.59	5.43	-13.0	36.59	130.00	Vertical	Vertical	Pass
7851.000	-37.38	16.06	-13.0	24.38	334.00	Vertical	Vertical	Pass

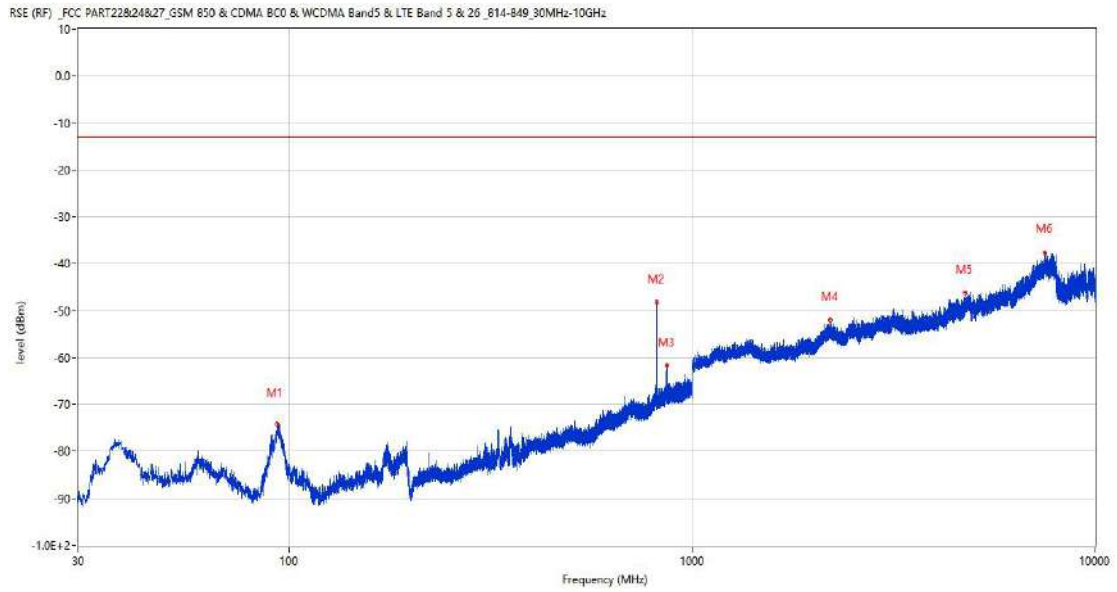
RSE-V&H LTE Band 26 (Part90) BW3 CH26740



Frequency (MHz)	Result (dBm)	Factor (dB)	PK Limit (dBm)	Margin (dB)	Table (o)	ANT	EUT	Verdict
38.294	-62.95	-18.94	-13.0	49.95	52.00	Vertical	Horizontal	Pass
94.214	-75.86	-20.39	-13.0	62.86	336.00	Vertical	Horizontal	Pass
819.774	-61.78	1.86	-13.0	48.78	52.00	Vertical	Horizontal	N/A
864.636	-60.37	2.01	-13.0	47.37	227.00	Vertical	Horizontal	N/A
3145.500	-49.56	4.50	-13.0	36.56	69.00	Vertical	Horizontal	Pass
7492.250	-37.51	16.76	-13.0	24.51	155.00	Vertical	Horizontal	Pass

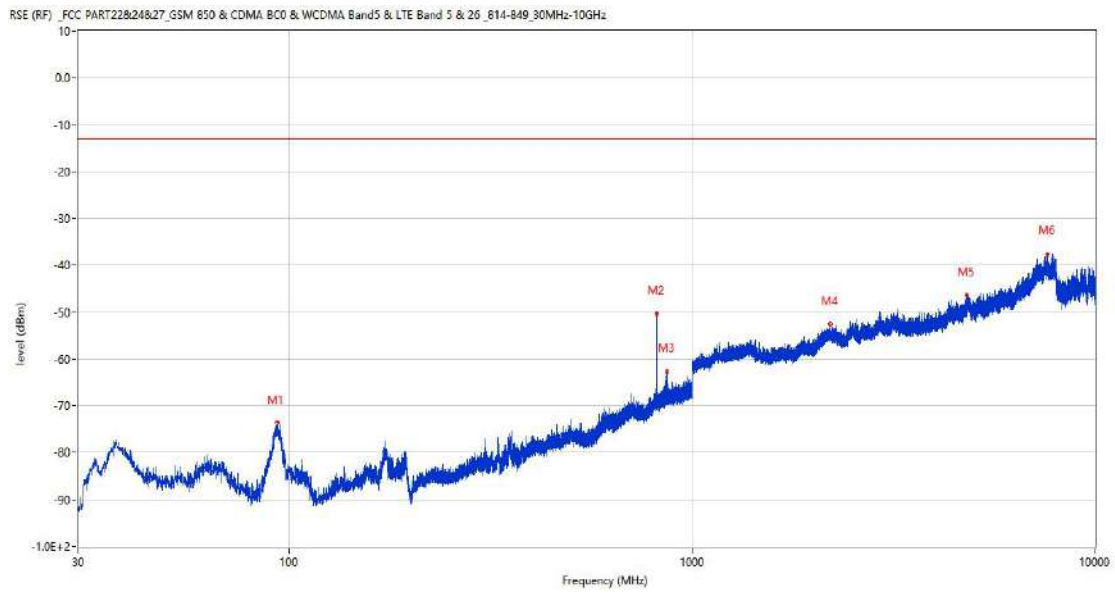
15.3 LTE Band 26 (Part90) BW5, Middle Channel

RSE-H&H LTE Band 26 (Part90) BW5 CH26740



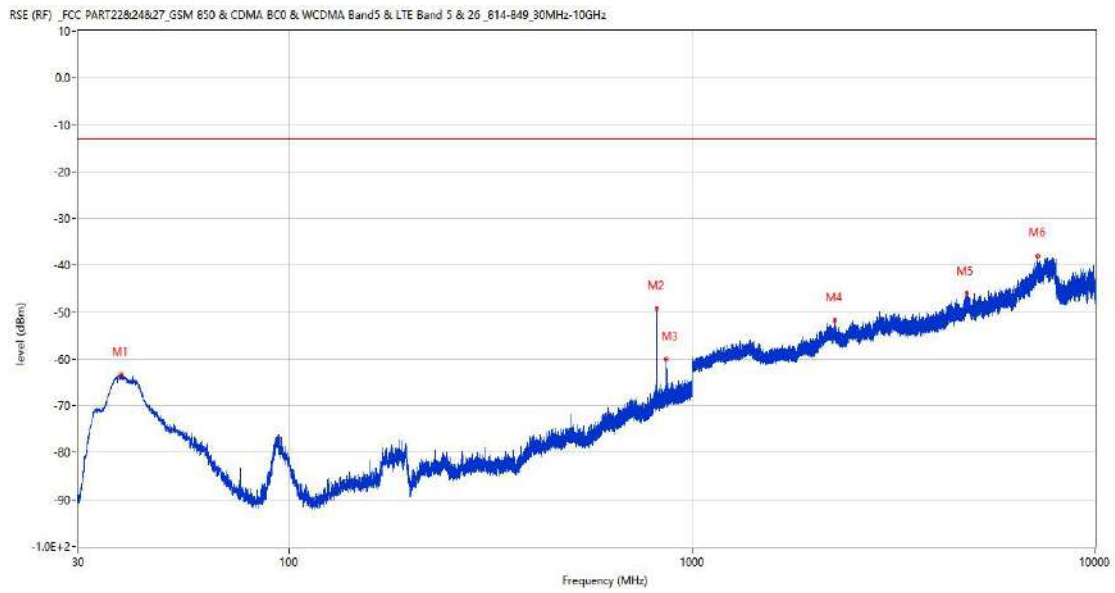
Frequency (MHz)	Result (dBm)	Factor (dB)	PK Limit (dBm)	Margin (dB)	Table (o)	ANT	EUT	Verdict
93.341	-74.03	-20.28	-13.0	61.03	246.00	Horizontal	Horizontal	Pass
816.815	-48.30	1.71	-13.0	35.30	116.00	Horizontal	Horizontal	N/A
865.510	-61.67	1.99	-13.0	48.67	302.00	Horizontal	Horizontal	N/A
2205.300	-51.97	-0.44	-13.0	38.97	283.00	Horizontal	Horizontal	Pass
4746.250	-46.17	7.51	-13.0	33.17	194.00	Horizontal	Horizontal	Pass
7487.500	-37.55	16.78	-13.0	24.55	147.00	Horizontal	Horizontal	Pass

RSE-H&V LTE Band 26 (Part90) BW5 CH26740



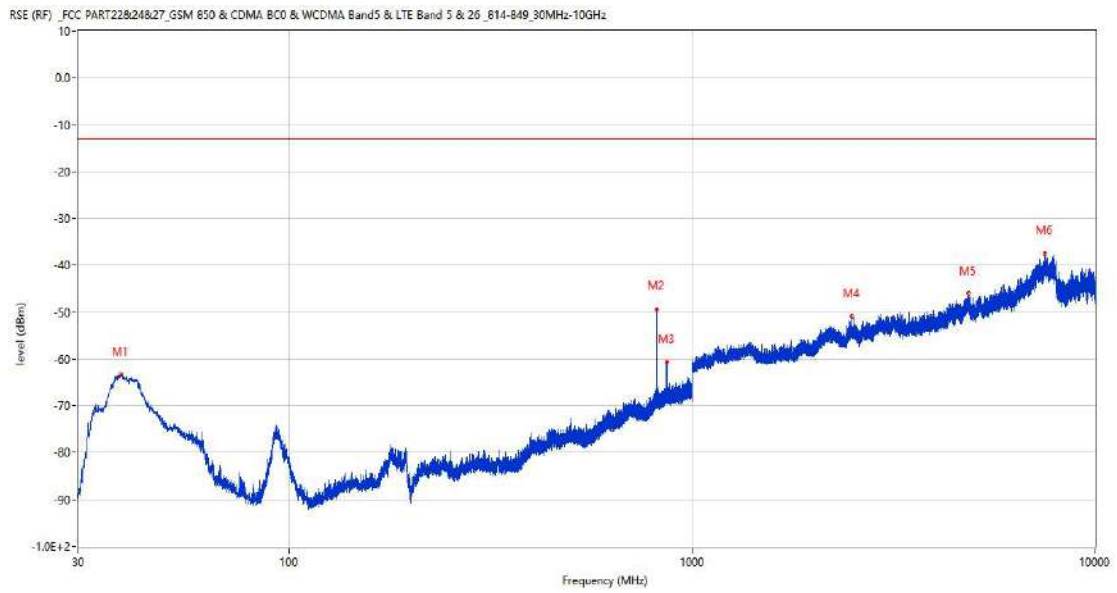
Frequency (MHz)	Result (dBm)	Factor (dB)	PK Limit (dBm)	Margin (dB)	Table (o)	ANT	EUT	Verdict
93.632	-73.48	-20.32	-13.0	60.48	23.00	Horizontal	Vertical	Pass
816.864	-50.33	1.71	-13.0	37.33	49.00	Horizontal	Vertical	N/A
864.782	-62.74	2.02	-13.0	49.74	85.00	Horizontal	Vertical	N/A
2200.100	-52.59	-0.38	-13.0	39.59	0.00	Horizontal	Vertical	Pass
4803.750	-46.30	7.96	-13.0	33.30	246.00	Horizontal	Vertical	Pass
7618.000	-37.56	15.67	-13.0	24.56	175.00	Horizontal	Vertical	Pass

RSE-V&V LTE Band 26 (Part90) BW5 CH26740



Frequency (MHz)	Result (dBm)	Factor (dB)	PK Limit (dBm)	Margin (dB)	Table (o)	ANT	EUT	Verdict
38.342	-63.26	-18.95	-13.0	50.26	44.00	Vertical	Vertical	Pass
816.864	-49.27	1.71	-13.0	36.27	125.00	Vertical	Vertical	N/A
864.346	-60.10	2.00	-13.0	47.10	360.00	Vertical	Vertical	N/A
2254.000	-51.76	-1.02	-13.0	38.76	324.00	Vertical	Vertical	Pass
4810.250	-45.98	8.01	-13.0	32.98	191.00	Vertical	Vertical	Pass
7202.000	-37.97	14.74	-13.0	24.97	76.00	Vertical	Vertical	Pass

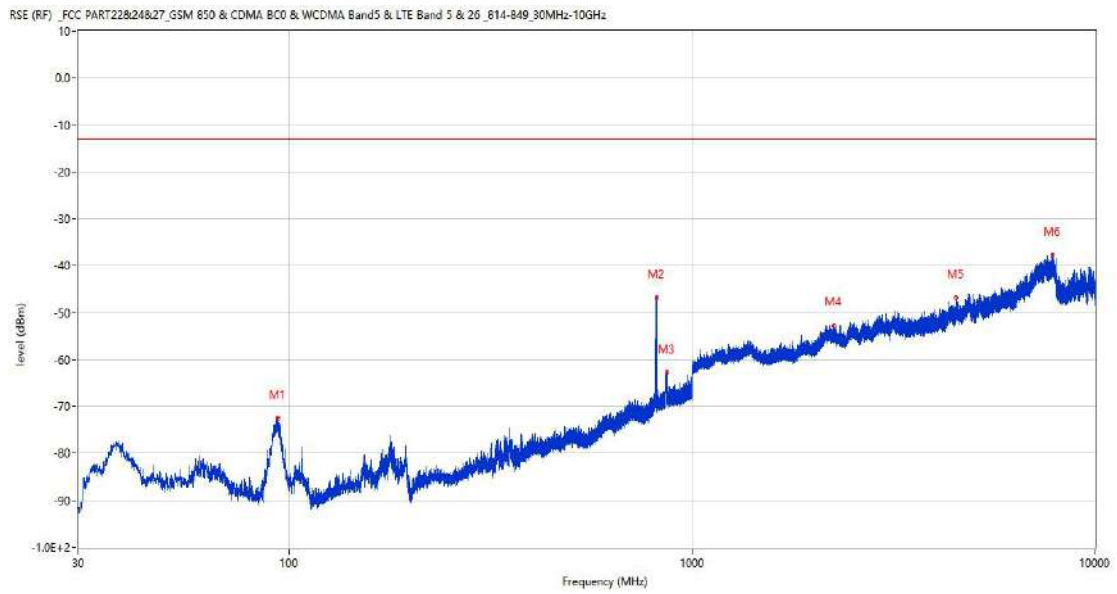
RSE-V&H LTE Band 26 (Part90) BW5 CH26740



Frequency (MHz)	Result (dBm)	Factor (dB)	PK Limit (dBm)	Margin (dB)	Table (o)	ANT	EUT	Verdict
38.245	-63.26	-18.94	-13.0	50.26	67.00	Vertical	Horizontal	Pass
816.864	-49.35	1.71	-13.0	36.35	293.00	Vertical	Horizontal	N/A
865.024	-60.64	2.02	-13.0	47.64	221.00	Vertical	Horizontal	N/A
2498.700	-50.99	0.27	-13.0	37.99	67.00	Vertical	Horizontal	Pass
4855.000	-45.92	7.78	-13.0	32.92	360.00	Vertical	Horizontal	Pass
7498.250	-37.53	16.54	-13.0	24.53	316.00	Vertical	Horizontal	Pass

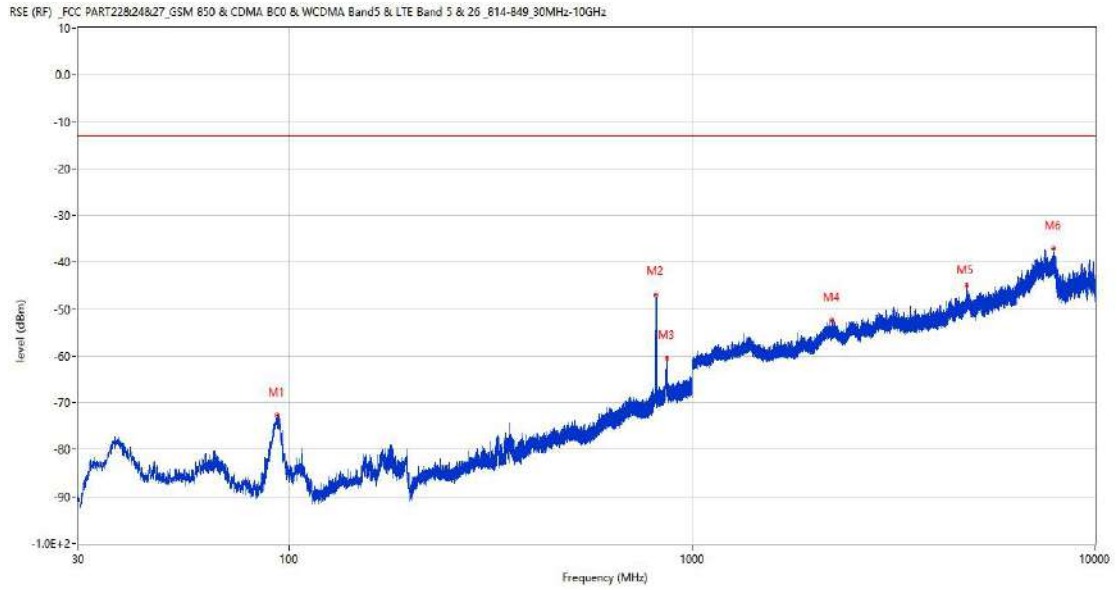
15.4 LTE Band 26 (Part90) BW10, Middle Channel

RSE-H&H LTE Band 26 (Part90) BW10 CH26740



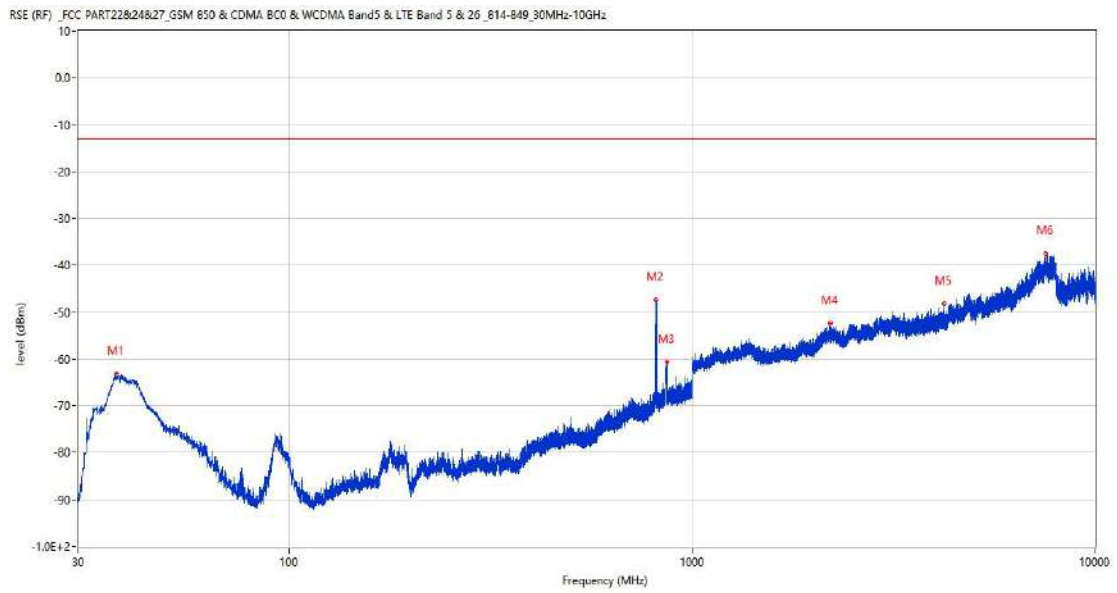
Frequency (MHz)	Result (dBm)	Factor (dB)	PK Limit (dBm)	Margin (dB)	Table (o)	ANT	EUT	Verdict
93.826	-72.46	-20.35	-13.0	59.46	49.00	Horizontal	Horizontal	Pass
814.584	-46.77	1.60	-13.0	33.77	123.00	Horizontal	Horizontal	N/A
867.692	-62.67	1.98	-13.0	49.67	225.00	Horizontal	Horizontal	N/A
2246.600	-52.67	-0.66	-13.0	39.67	199.00	Horizontal	Horizontal	Pass
4528.750	-46.80	7.53	-13.0	33.80	0.00	Horizontal	Horizontal	Pass
7858.500	-37.73	16.54	-13.0	24.73	292.00	Horizontal	Horizontal	Pass

RSE-H&V LTE Band 26 (Part90) BW10 CH26740



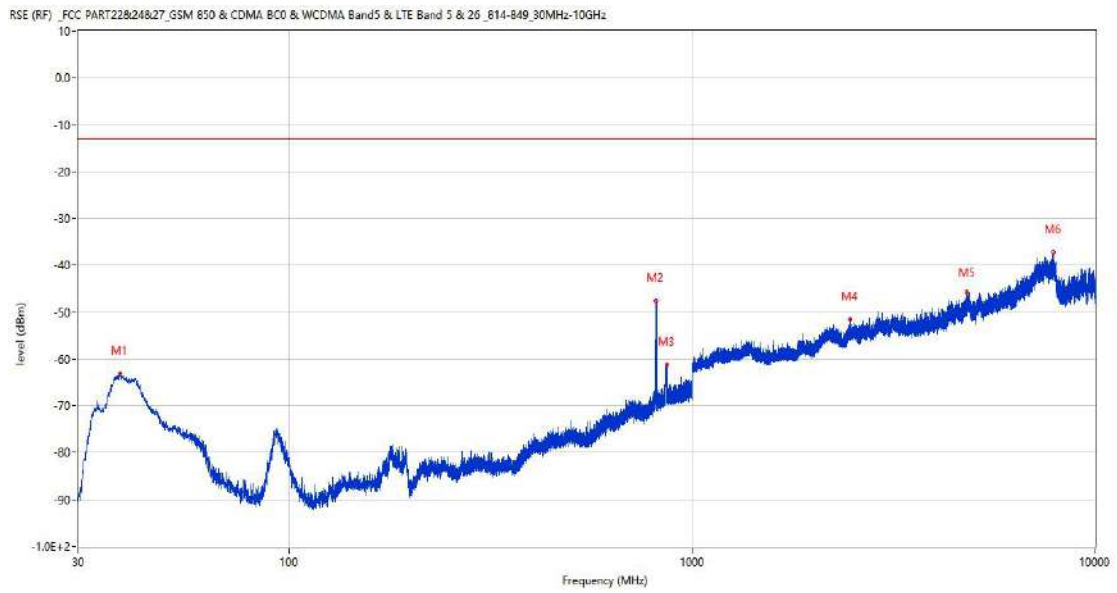
Frequency (MHz)	Result (dBm)	Factor (dB)	PK Limit (dBm)	Margin (dB)	Table (o)	ANT	EUT	Verdict
93.632	-72.58	-20.32	-13.0	59.58	23.00	Horizontal	Vertical	Pass
814.536	-46.87	1.60	-13.0	33.87	10.00	Horizontal	Vertical	N/A
866.576	-60.38	1.95	-13.0	47.38	308.00	Horizontal	Vertical	N/A
2228.900	-52.38	-0.50	-13.0	39.38	289.00	Horizontal	Vertical	Pass
4809.500	-44.85	8.00	-13.0	31.85	161.00	Horizontal	Vertical	Pass
7869.750	-37.02	17.03	-13.0	24.02	291.00	Horizontal	Vertical	Pass

RSE-V&V LTE Band 26 (Part90) BW10 CH26740



Frequency (MHz)	Result (dBm)	Factor (dB)	PK Limit (dBm)	Margin (dB)	Table (o)	ANT	EUT	Verdict
37.372	-63.22	-19.02	-13.0	50.22	81.00	Vertical	Vertical	Pass
814.536	-47.47	1.60	-13.0	34.47	117.00	Vertical	Vertical	N/A
864.540	-60.65	2.01	-13.0	47.65	360.00	Vertical	Vertical	N/A
2203.300	-52.35	-0.42	-13.0	39.35	161.00	Vertical	Vertical	Pass
4210.500	-48.16	5.21	-13.0	35.16	32.00	Vertical	Vertical	Pass
7533.500	-37.39	16.56	-13.0	24.39	185.00	Vertical	Vertical	Pass

RSE-V&H LTE Band 26 (Part90) BW10 CH26740

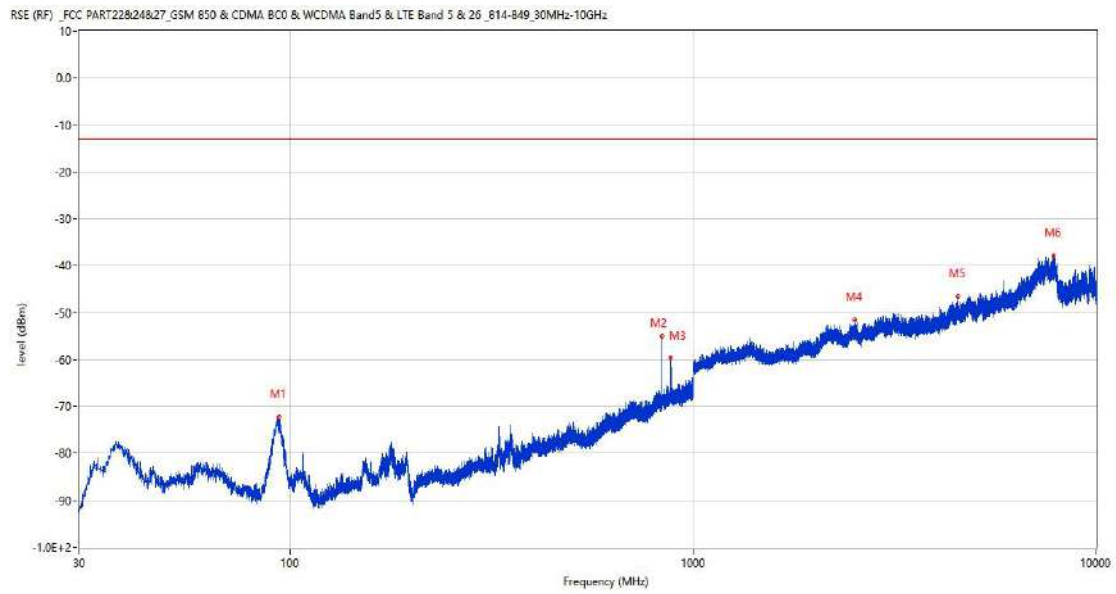


Frequency (MHz)	Result (dBm)	Factor (dB)	PK Limit (dBm)	Margin (dB)	Table (o)	ANT	EUT	Verdict
38.002	-63.12	-18.90	-13.0	50.12	48.00	Vertical	Horizontal	Pass
814.536	-47.55	1.60	-13.0	34.55	302.00	Vertical	Horizontal	N/A
865.316	-61.30	2.00	-13.0	48.30	215.00	Vertical	Horizontal	N/A
2469.700	-51.56	-0.08	-13.0	38.56	18.00	Vertical	Horizontal	Pass
4809.250	-45.78	8.00	-13.0	32.78	33.00	Vertical	Horizontal	Pass
7872.000	-37.21	17.07	-13.0	24.21	11.00	Vertical	Horizontal	Pass

16 LTE Band 26 (Part22)

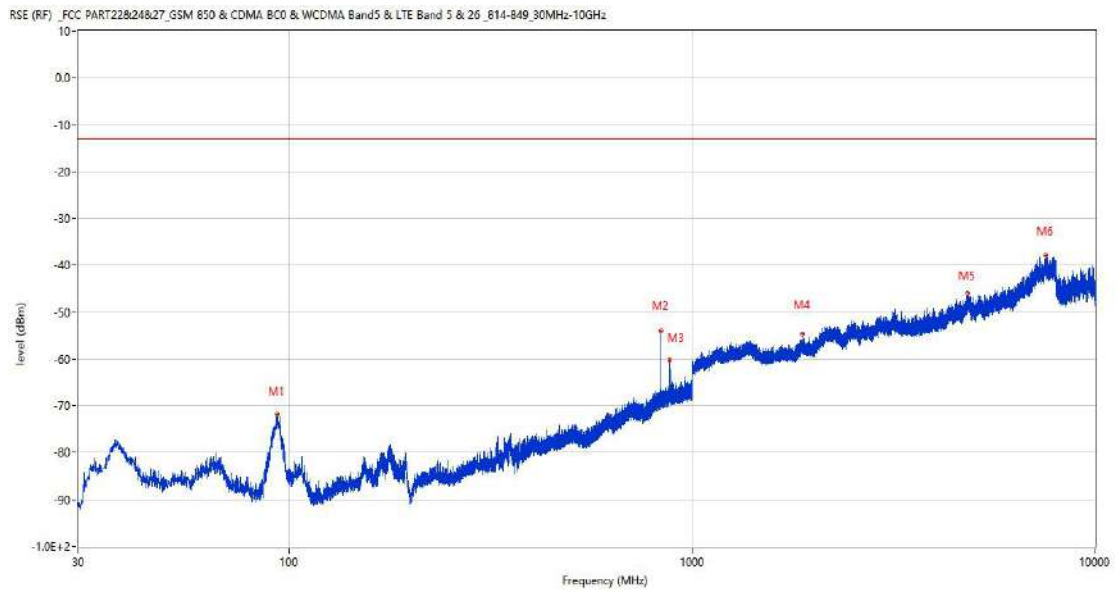
16.1 LTE Band 26 (Part22) BW1.4, Middle Channel

RSE-H&H LTE Band 26 (Part22) BW1.4 CH26915



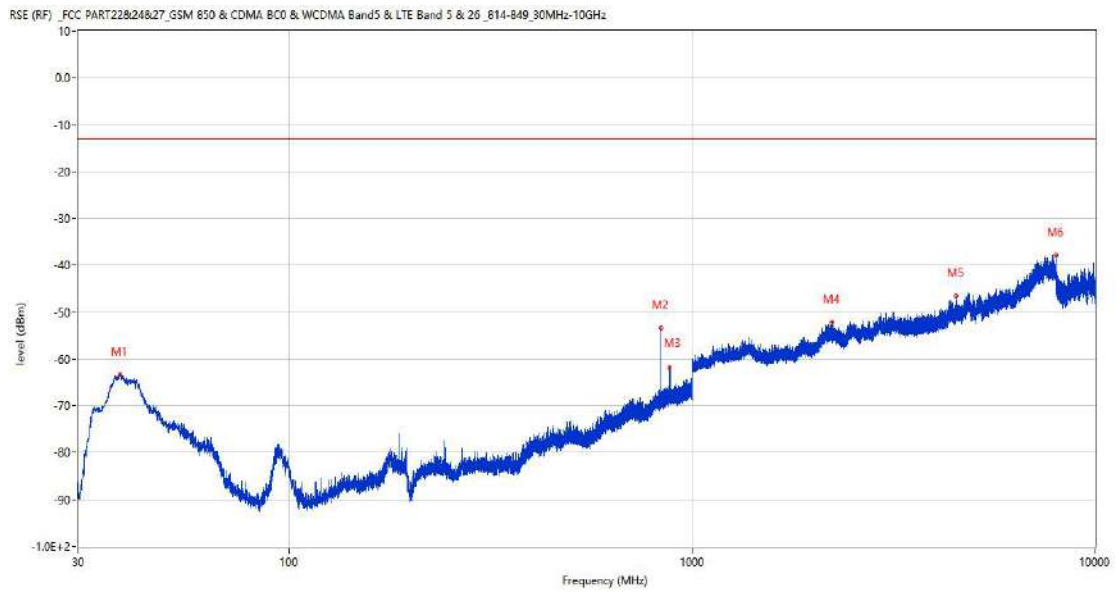
Frequency (MHz)	Result (dBm)	Factor (dB)	PK Limit (dBm)	Margin (dB)	Table (o)	ANT	EUT	Verdict
93.777	-72.26	-20.34	-13.0	59.26	227.00	Horizontal	Horizontal	Pass
836.070	-54.99	2.20	-13.0	41.99	310.00	Horizontal	Horizontal	N/A
881.514	-59.64	2.45	-13.0	46.64	302.00	Horizontal	Horizontal	N/A
2524.100	-51.46	0.09	-13.0	38.46	204.00	Horizontal	Horizontal	Pass
4534.500	-46.58	7.27	-13.0	33.58	47.00	Horizontal	Horizontal	Pass
7852.500	-37.83	16.14	-13.0	24.83	4.00	Horizontal	Horizontal	Pass

RSE-H&V LTE Band 26 (Part22) BW1.4 CH26915



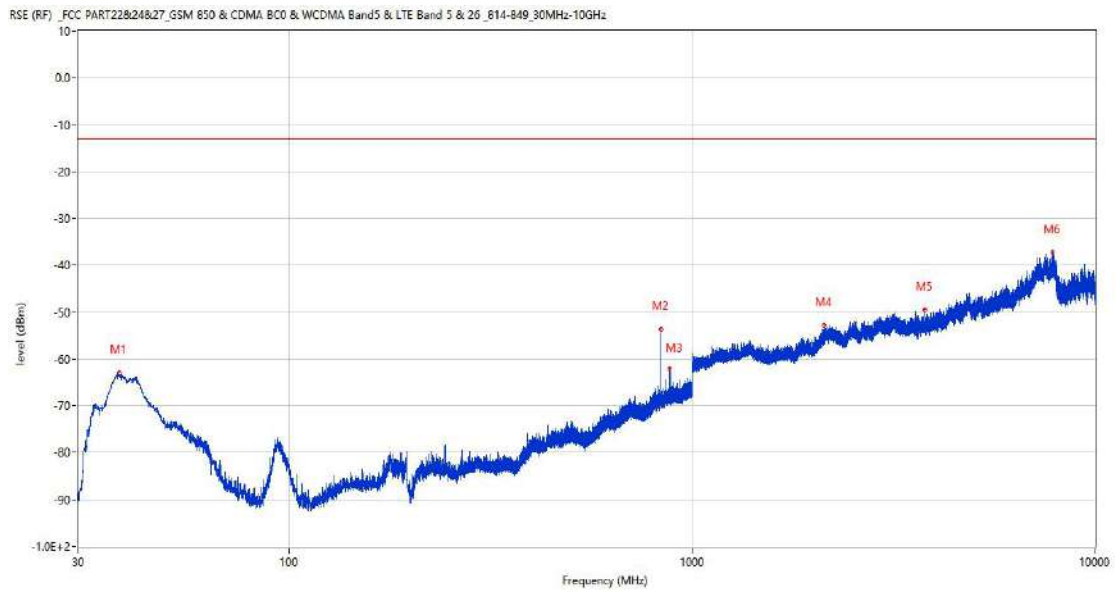
Frequency (MHz)	Result (dBm)	Factor (dB)	PK Limit (dBm)	Margin (dB)	Table (o)	ANT	EUT	Verdict
93.487	-71.88	-20.30	-13.0	58.88	52.00	Horizontal	Vertical	Pass
836.119	-54.03	2.20	-13.0	41.03	0.00	Horizontal	Vertical	N/A
881.563	-60.20	2.45	-13.0	47.20	293.00	Horizontal	Vertical	N/A
1877.100	-54.65	-3.45	-13.0	41.65	234.00	Horizontal	Vertical	Pass
4825.000	-45.94	7.67	-13.0	32.94	249.00	Horizontal	Vertical	Pass
7533.000	-37.76	16.54	-13.0	24.76	228.00	Horizontal	Vertical	Pass

RSE-V&V LTE Band 26 (Part22) BW1.4 CH26915



Frequency (MHz)	Result (dBm)	Factor (dB)	PK Limit (dBm)	Margin (dB)	Table (o)	ANT	EUT	Verdict
38.051	-63.35	-18.90	-13.0	50.35	36.00	Vertical	Vertical	Pass
836.070	-53.49	2.20	-13.0	40.49	1.00	Vertical	Vertical	N/A
881.757	-61.85	2.45	-13.0	48.85	360.00	Vertical	Vertical	N/A
2223.100	-52.10	-0.53	-13.0	39.10	284.00	Vertical	Vertical	Pass
4516.000	-46.53	7.53	-13.0	33.53	165.00	Vertical	Vertical	Pass
7991.750	-37.90	16.94	-13.0	24.90	233.00	Vertical	Vertical	Pass

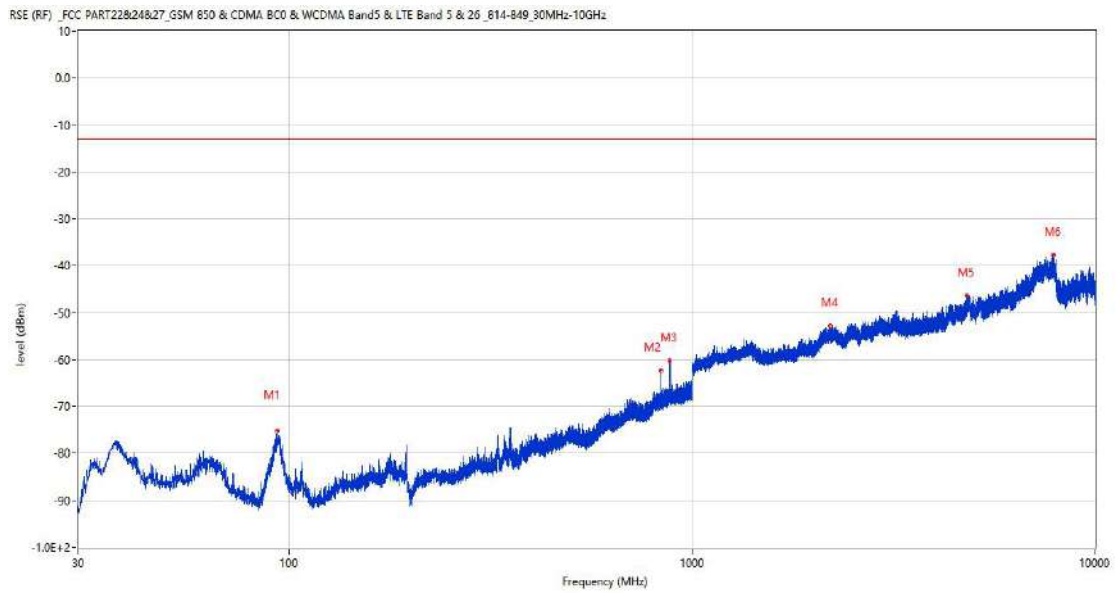
RSE-V&H LTE Band 26 (Part22) BW1.4 CH26915



Frequency (MHz)	Result (dBm)	Factor (dB)	PK Limit (dBm)	Margin (dB)	Table (o)	ANT	EUT	Verdict
37.906	-63.00	-18.91	-13.0	50.00	42.00	Vertical	Horizontal	Pass
836.119	-53.69	2.20	-13.0	40.69	303.00	Vertical	Horizontal	N/A
881.757	-62.06	2.45	-13.0	49.06	120.00	Vertical	Horizontal	N/A
2122.900	-52.71	-1.61	-13.0	39.71	334.00	Vertical	Horizontal	Pass
3786.500	-49.52	5.28	-13.0	36.52	178.00	Vertical	Horizontal	Pass
7857.500	-37.27	16.49	-13.0	24.27	351.00	Vertical	Horizontal	Pass

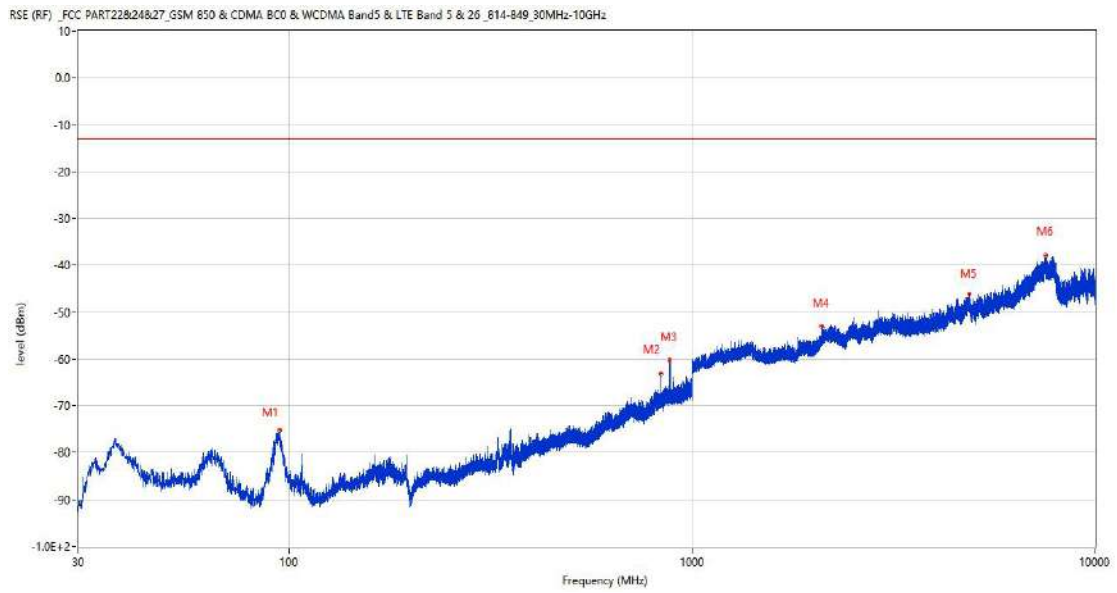
16.2 LTE Band 26 (Part22) BW3, Middle Channel

RSE-H&H LTE Band 26 (Part22) BW3 CH26915



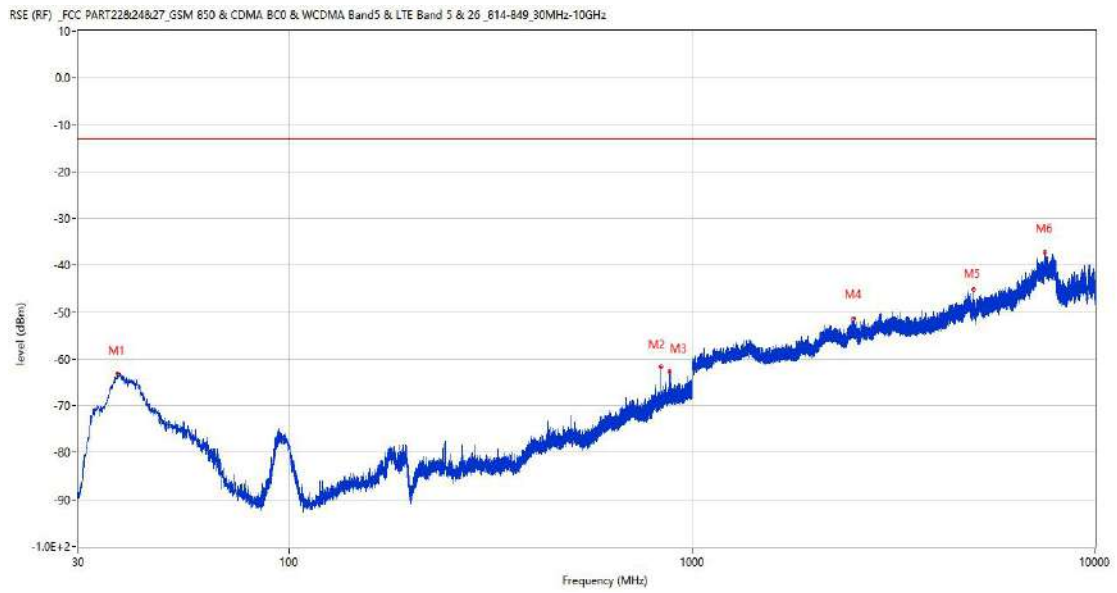
Frequency (MHz)	Result (dBm)	Factor (dB)	Limit (dBm)	Margin (dB)	Table (o)	ANT	EUT	Verdict
93.244	-75.18	-20.26	-13.0	62.18	76.00	Horizontal	Horizontal	Pass
835.294	-62.26	2.18	-13.0	49.26	316.00	Horizontal	Horizontal	N/A
881.417	-60.31	2.45	-13.0	47.31	305.00	Horizontal	Horizontal	N/A
2202.500	-52.79	-0.40	-13.0	39.79	94.00	Horizontal	Horizontal	Pass
4799.500	-46.44	8.01	-13.0	33.44	335.00	Horizontal	Horizontal	Pass
7900.250	-37.61	16.89	-13.0	24.61	227.00	Horizontal	Horizontal	Pass

RSE-H&V LTE Band 26 (Part22) BW3 CH26915



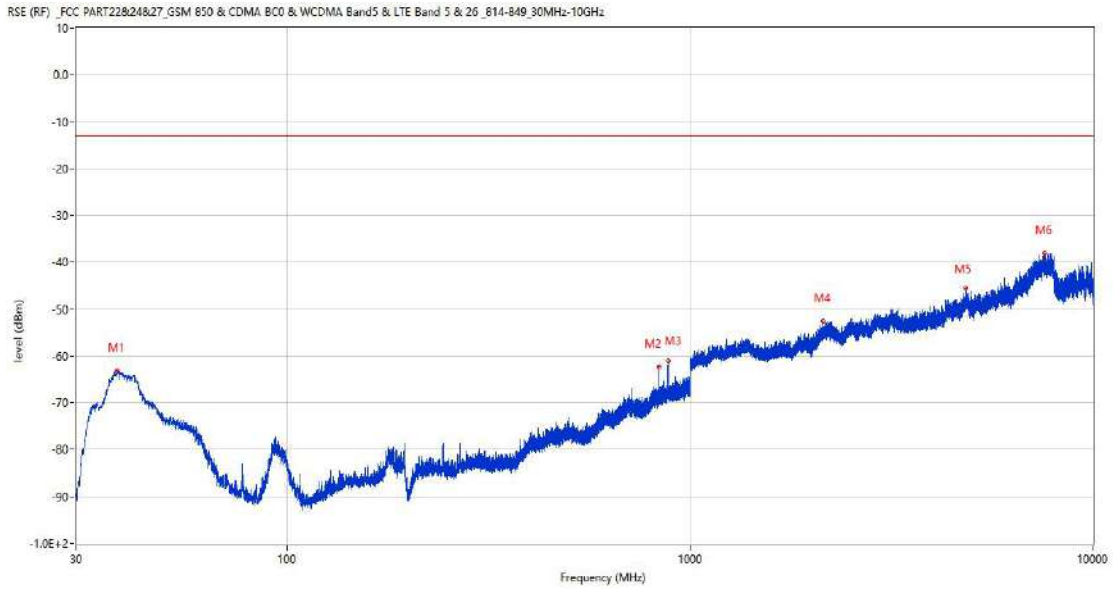
Frequency (MHz)	Result (dBm)	Factor (dB)	PK Limit (dBm)	Margin (dB)	Table (o)	ANT	EUT	Verdict
94.747	-75.22	-20.42	-13.0	62.22	52.00	Horizontal	Vertical	Pass
835.246	-63.03	2.18	-13.0	50.03	28.00	Horizontal	Vertical	N/A
881.708	-60.29	2.45	-13.0	47.29	139.00	Horizontal	Vertical	N/A
2098.100	-53.06	-1.90	-13.0	40.06	35.00	Horizontal	Vertical	Pass
4875.000	-46.24	7.52	-13.0	33.24	275.00	Horizontal	Vertical	Pass
7519.000	-37.76	15.92	-13.0	24.76	281.00	Horizontal	Vertical	Pass

RSE-V&V LTE Band 26 (Part22) BW3 CH26915



Frequency (MHz)	Result (dBm)	Factor (dB)	PK Limit (dBm)	Margin (dB)	Table (o)	ANT	EUT	Verdict
37.469	-63.22	-19.00	-13.0	50.22	69.00	Vertical	Vertical	Pass
835.294	-61.68	2.18	-13.0	48.68	0.00	Vertical	Vertical	N/A
880.254	-62.74	2.45	-13.0	49.74	359.00	Vertical	Vertical	N/A
2512.100	-51.31	0.38	-13.0	38.31	4.00	Vertical	Vertical	Pass
5005.000	-45.20	8.33	-13.0	32.20	32.00	Vertical	Vertical	Pass
7491.750	-37.15	16.78	-13.0	24.15	147.00	Vertical	Vertical	Pass

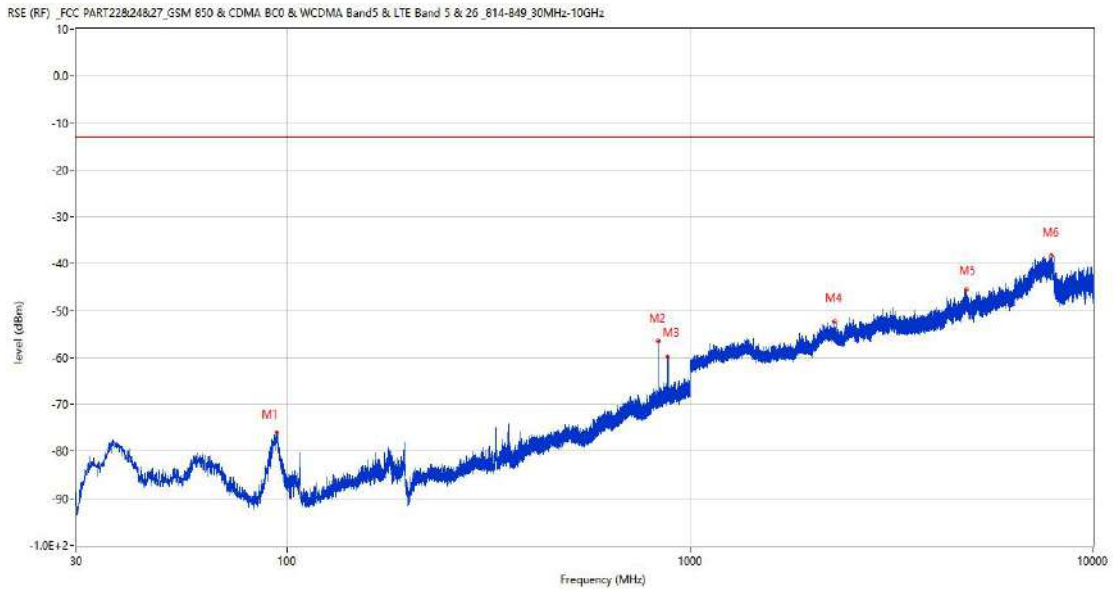
RSE-V&H LTE Band 26 (Part22) BW3 CH26915



Frequency (MHz)	Result (dBm)	Factor (dB)	PK Limit (dBm)	Margin (dB)	Table (o)	ANT	EUT	Verdict
37.857	-63.21	-18.92	-13.0	50.21	61.00	Vertical	Horizontal	Pass
835.343	-62.31	2.18	-13.0	49.31	285.00	Vertical	Horizontal	N/A
882.630	-61.05	2.42	-13.0	48.05	210.00	Vertical	Horizontal	N/A
2138.600	-52.59	-0.91	-13.0	39.59	198.00	Vertical	Horizontal	Pass
4829.750	-45.43	7.58	-13.0	32.43	360.00	Vertical	Horizontal	Pass
7587.000	-38.01	15.87	-13.0	25.01	70.00	Vertical	Horizontal	Pass

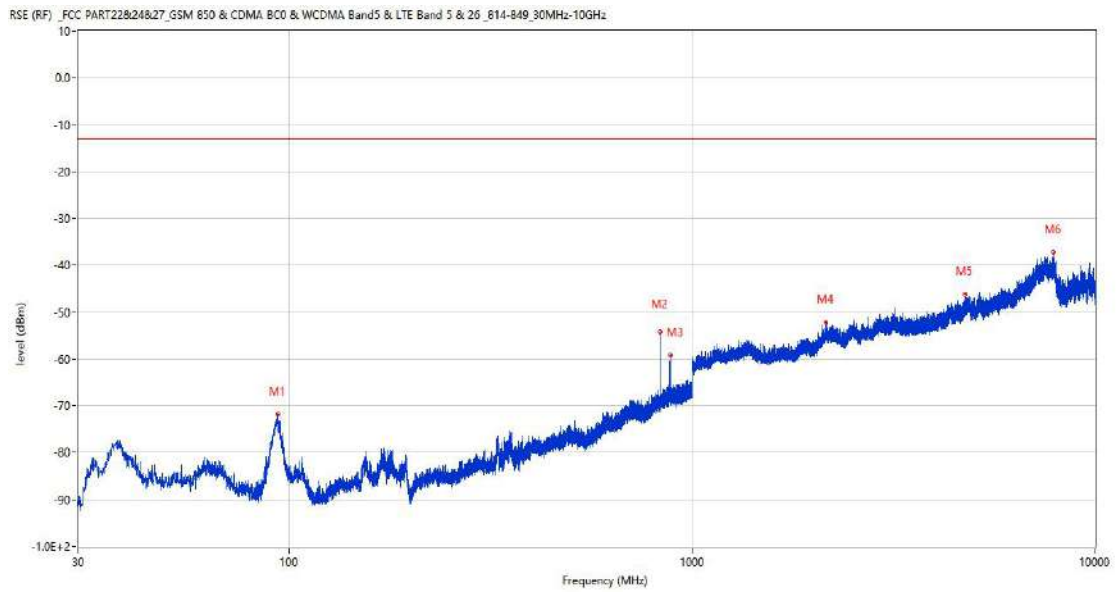
16.3 LTE Band 26 (Part22) BW5, Middle Channel

RSE-H&H LTE Band 26 (Part22) BW5 CH26915



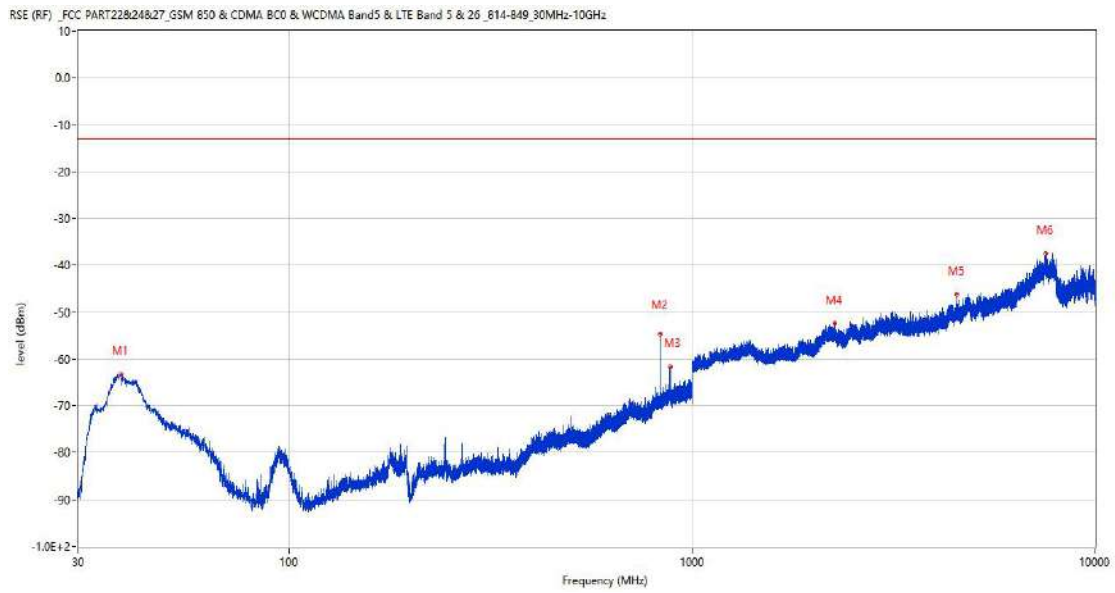
Frequency (MHz)	Result (dBm)	Factor (dB)	PK Limit (dBm)	Margin (dB)	Table (o)	ANT	EUT	Verdict
94.165	-75.96	-20.38	-13.0	62.96	53.00	Horizontal	Horizontal	Pass
834.276	-56.58	2.16	-13.0	43.58	309.00	Horizontal	Horizontal	N/A
880.932	-59.83	2.45	-13.0	46.83	296.00	Horizontal	Horizontal	N/A
2278.400	-52.26	-0.86	-13.0	39.26	318.00	Horizontal	Horizontal	Pass
4856.500	-45.42	7.84	-13.0	32.42	220.00	Horizontal	Horizontal	Pass
7863.250	-38.22	16.81	-13.0	25.22	359.00	Horizontal	Horizontal	Pass

RSE-H&V LTE Band 26 (Part22) BW5 CH26915



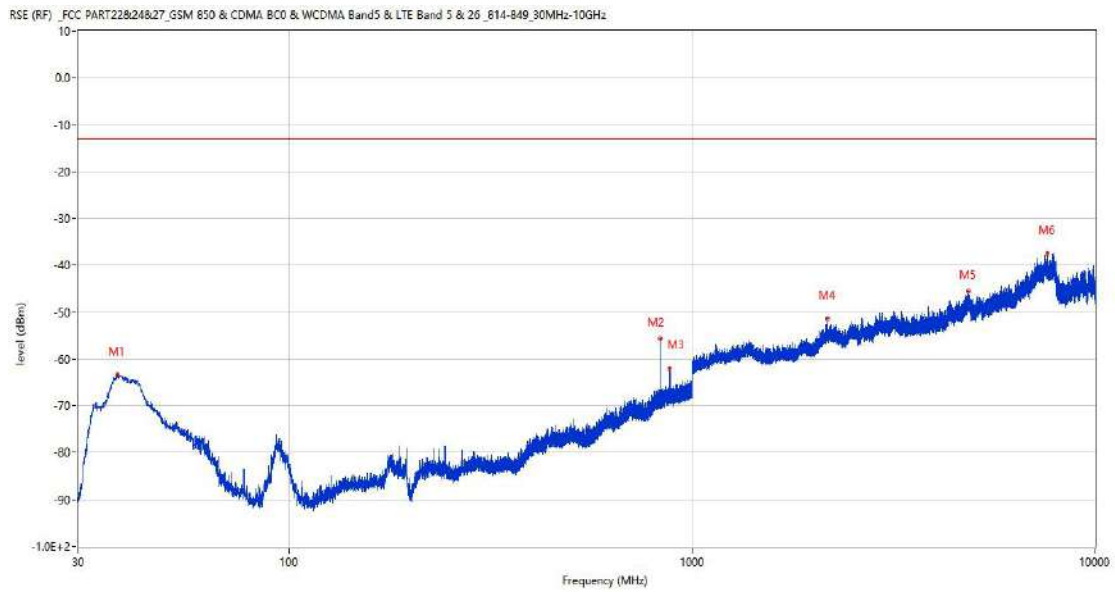
Frequency (MHz)	Result (dBm)	Factor (dB)	PK Limit (dBm)	Margin (dB)	Table (o)	ANT	EUT	Verdict
93.826	-71.89	-20.35	-13.0	58.89	35.00	Horizontal	Vertical	Pass
834.276	-54.15	2.16	-13.0	41.15	117.00	Horizontal	Vertical	N/A
883.503	-59.16	2.40	-13.0	46.16	305.00	Horizontal	Vertical	N/A
2152.600	-52.16	-0.52	-13.0	39.16	328.00	Horizontal	Vertical	Pass
4744.750	-46.09	7.48	-13.0	33.09	24.00	Horizontal	Vertical	Pass
7870.750	-37.29	17.06	-13.0	24.29	228.00	Horizontal	Vertical	Pass

RSE-V&V LTE Band 26 (Part22) BW5 CH26915



Frequency (MHz)	Result (dBm)	Factor (dB)	PK Limit (dBm)	Margin (dB)	Table (o)	ANT	EUT	Verdict
38.197	-63.25	-18.93	-13.0	50.25	50.00	Vertical	Vertical	Pass
834.276	-54.69	2.16	-13.0	41.69	1.00	Vertical	Vertical	N/A
883.018	-61.64	2.41	-13.0	48.64	203.00	Vertical	Vertical	N/A
2252.600	-52.40	-0.94	-13.0	39.40	218.00	Vertical	Vertical	Pass
4536.250	-46.23	7.21	-13.0	33.23	54.00	Vertical	Vertical	Pass
7537.500	-37.39	16.77	-13.0	24.39	335.00	Vertical	Vertical	Pass

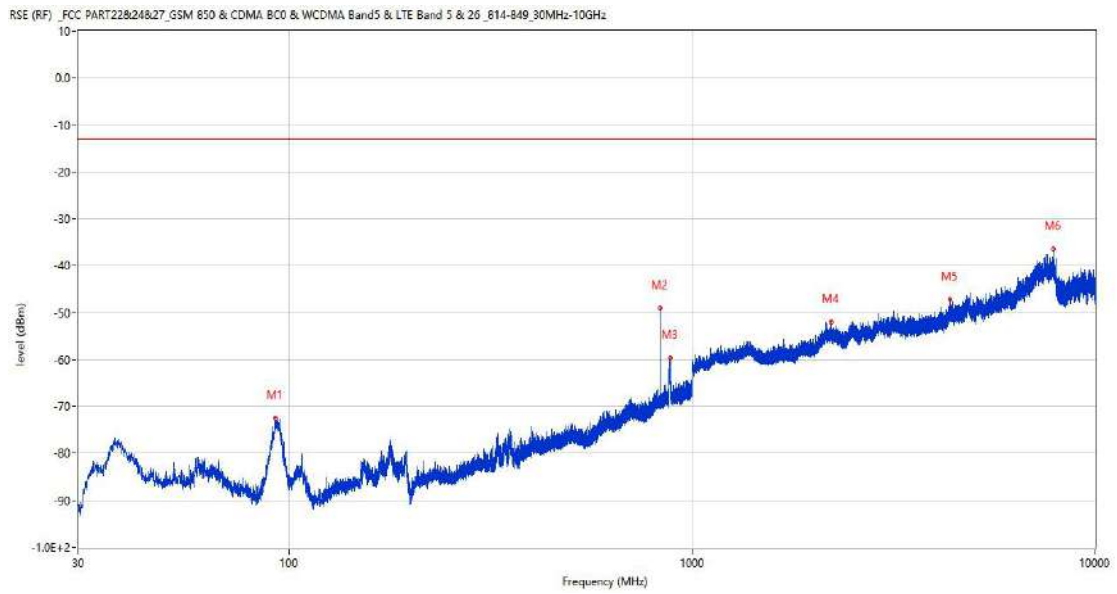
RSE-V&H LTE Band 26 (Part22) BW5 CH26915



Frequency (MHz)	Result (dBm)	Factor (dB)	PK Limit (dBm)	Margin (dB)	Table (o)	ANT	EUT	Verdict
37.517	-63.30	-18.99	-13.0	50.30	55.00	Vertical	Horizontal	Pass
834.276	-55.64	2.16	-13.0	42.64	297.00	Vertical	Horizontal	N/A
880.545	-62.04	2.45	-13.0	49.04	118.00	Vertical	Horizontal	N/A
2168.000	-51.28	-1.17	-13.0	38.28	303.00	Vertical	Horizontal	Pass
4855.750	-45.56	7.81	-13.0	32.56	349.00	Vertical	Horizontal	Pass
7594.500	-37.44	16.42	-13.0	24.44	320.00	Vertical	Horizontal	Pass

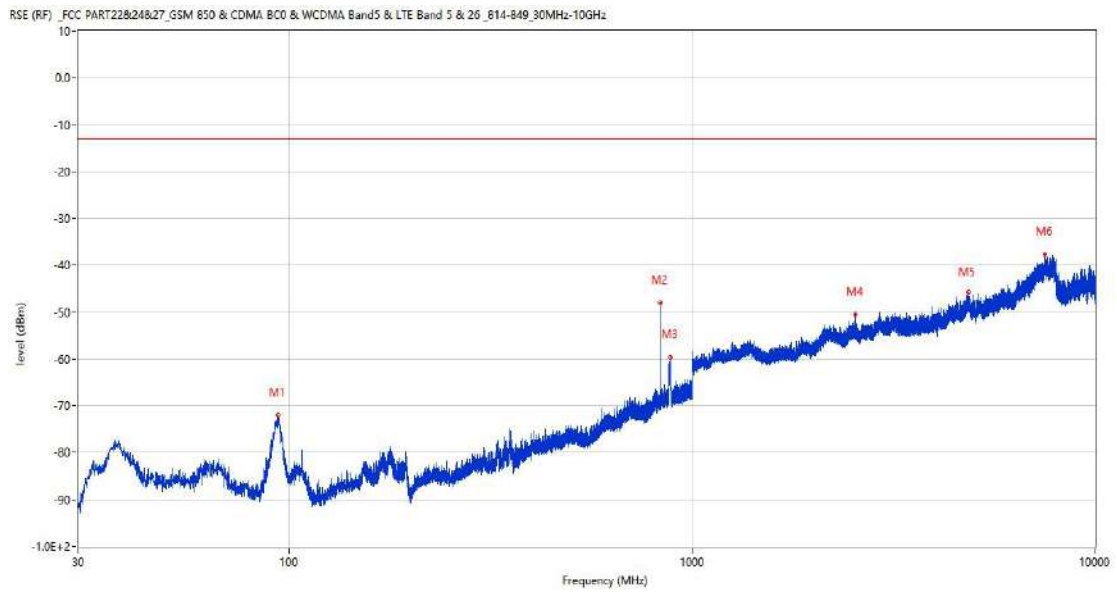
16.4 LTE Band 26 (Part22) BW10, Middle Channel

RSE-H&H LTE Band 26 (Part22) BW10 CH26915



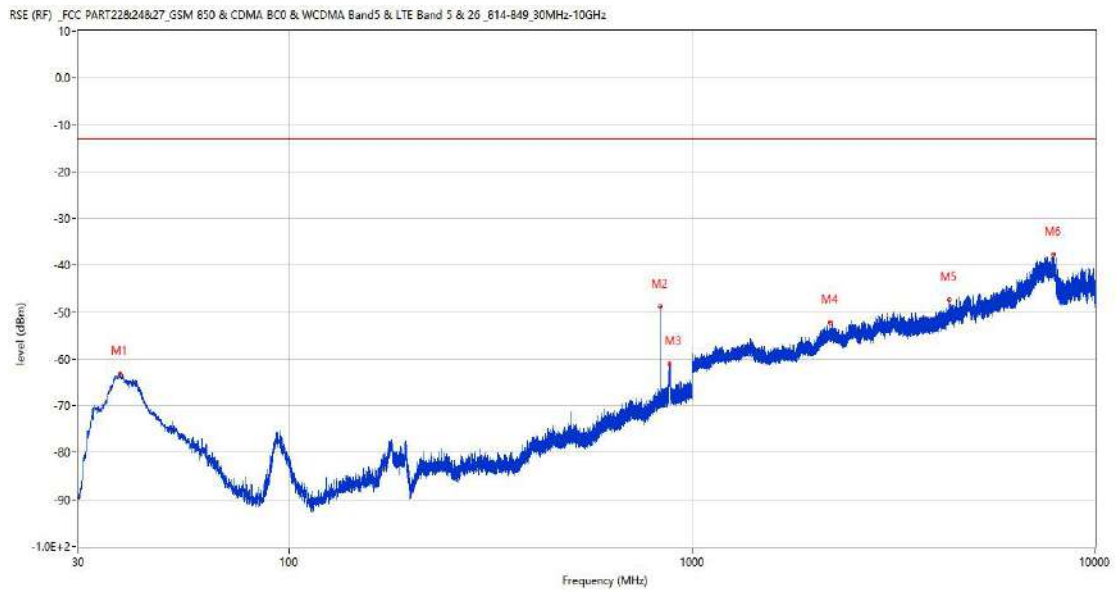
Frequency (MHz)	Result (dBm)	Factor (dB)	PK Limit (dBm)	Margin (dB)	Table (o)	ANT	EUT	Verdict
92.371	-72.55	-20.13	-13.0	59.55	248.00	Horizontal	Horizontal	Pass
832.093	-49.07	2.12	-13.0	36.07	323.00	Horizontal	Horizontal	N/A
885.831	-59.70	2.33	-13.0	46.70	303.00	Horizontal	Horizontal	N/A
2208.100	-51.93	-0.56	-13.0	38.93	325.00	Horizontal	Horizontal	Pass
4373.250	-47.15	6.30	-13.0	34.15	0.00	Horizontal	Horizontal	Pass
7867.500	-36.34	16.98	-13.0	23.34	134.00	Horizontal	Horizontal	Pass

RSE-H&V LTE Band 26 (Part22) BW10 CH26915



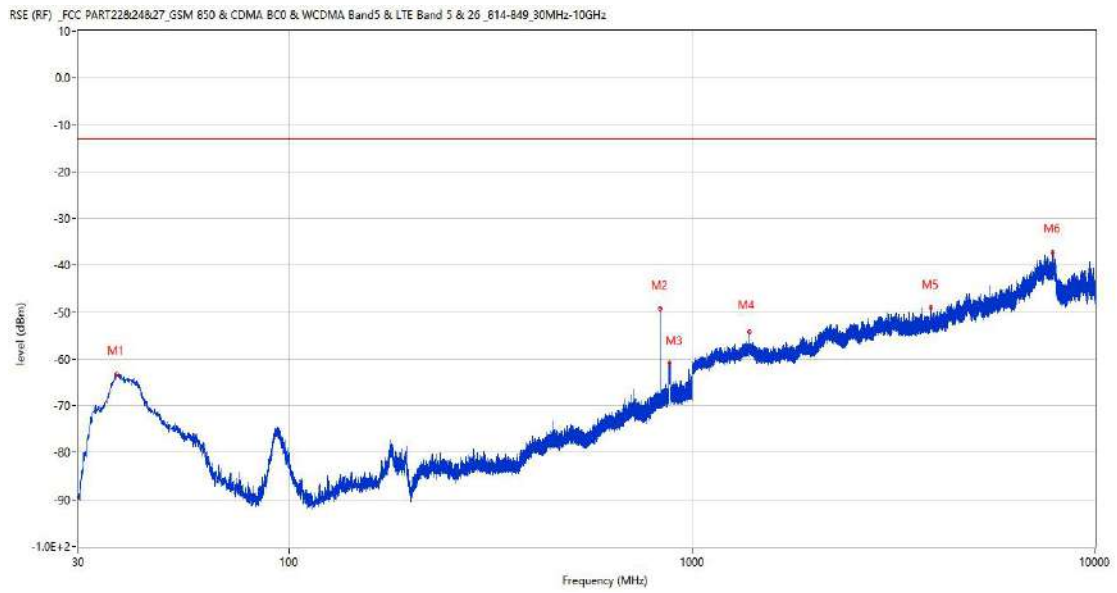
Frequency (MHz)	Result (dBm)	Factor (dB)	PK Limit (dBm)	Margin (dB)	Table (o)	ANT	EUT	Verdict
93.923	-72.02	-20.36	-13.0	59.02	69.00	Horizontal	Vertical	Pass
832.044	-47.96	2.12	-13.0	34.96	360.00	Horizontal	Vertical	N/A
883.697	-59.51	2.39	-13.0	46.51	307.00	Horizontal	Vertical	N/A
2548.700	-50.59	0.61	-13.0	37.59	224.00	Horizontal	Vertical	Pass
4858.750	-45.73	7.83	-13.0	32.73	228.00	Horizontal	Vertical	Pass
7488.500	-37.67	16.80	-13.0	24.67	0.00	Horizontal	Vertical	Pass

RSE-V&V LTE Band 26 (Part22) BW10 CH26915



Frequency (MHz)	Result (dBm)	Factor (dB)	PK Limit (dBm)	Margin (dB)	Table (o)	ANT	EUT	Verdict
38.002	-63.12	-18.90	-13.0	50.12	9.00	Vertical	Vertical	Pass
832.044	-48.77	2.12	-13.0	35.77	360.00	Vertical	Vertical	N/A
881.563	-61.08	2.45	-13.0	48.08	360.00	Vertical	Vertical	N/A
2204.500	-52.17	-0.43	-13.0	39.17	99.00	Vertical	Vertical	Pass
4341.000	-47.33	6.79	-13.0	34.33	187.00	Vertical	Vertical	Pass
7869.250	-37.60	17.01	-13.0	24.60	0.00	Vertical	Vertical	Pass

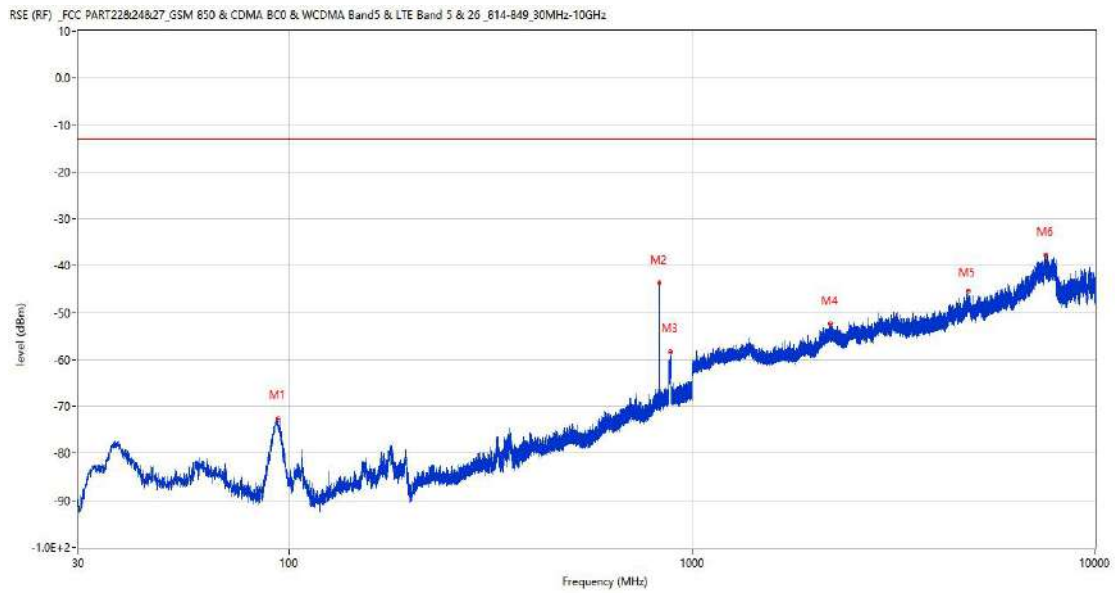
RSE-V&H LTE Band 26 (Part22) BW10 CH26915



Frequency (MHz)	Result (dBm)	Factor (dB)	PK Limit (dBm)	Margin (dB)	Table (o)	ANT	EUT	Verdict
37.372	-63.43	-19.02	-13.0	50.43	80.00	Vertical	Horizontal	Pass
832.093	-49.32	2.12	-13.0	36.32	292.00	Vertical	Horizontal	N/A
879.575	-60.86	2.45	-13.0	47.86	212.00	Vertical	Horizontal	N/A
1385.600	-54.30	-3.92	-13.0	41.30	119.00	Vertical	Horizontal	Pass
3920.250	-49.10	5.17	-13.0	36.10	302.00	Vertical	Horizontal	Pass
7847.000	-37.15	15.88	-13.0	24.15	247.00	Vertical	Horizontal	Pass

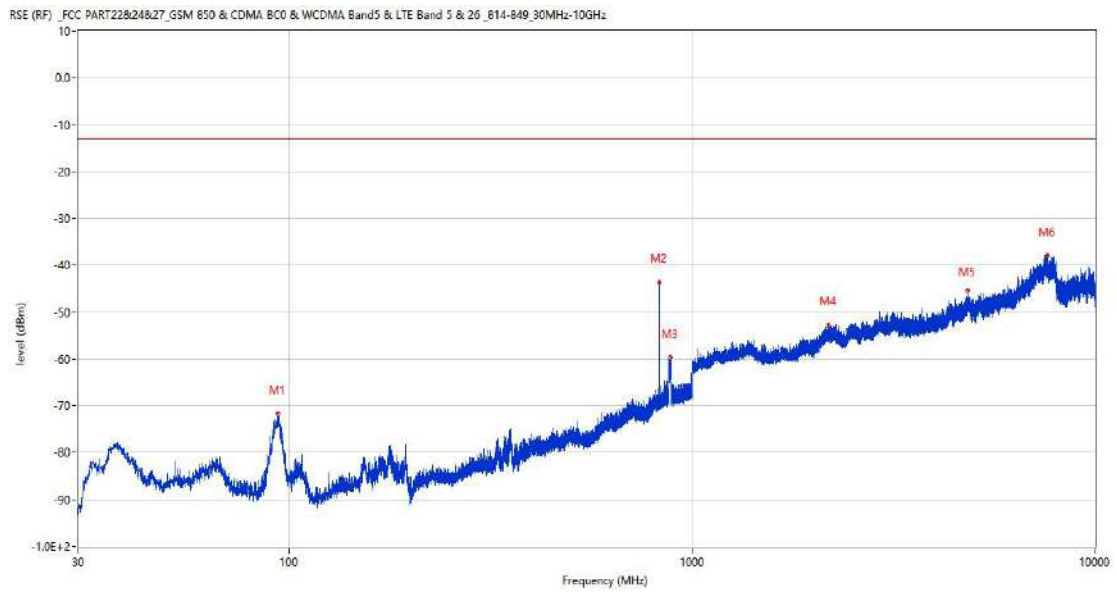
16.5 LTE Band 26 (Part22) BW15, Middle Channel

RSE-H&H LTE Band 26 (Part22) BW15 CH26915



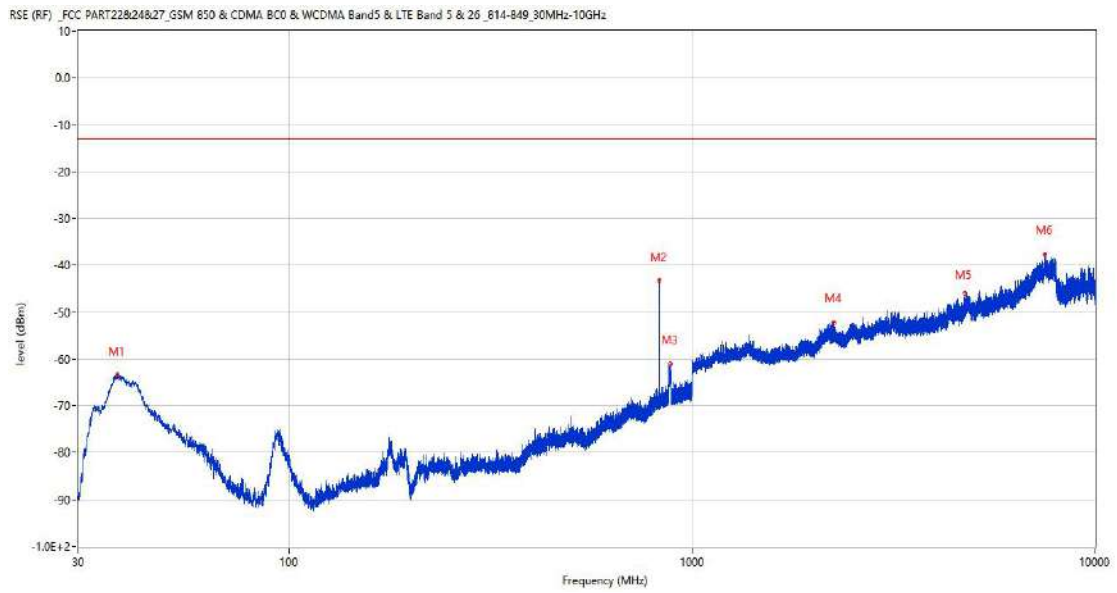
Frequency (MHz)	Result (dBm)	Factor (dB)	PK Limit (dBm)	Margin (dB)	Table (o)	ANT	EUT	Verdict
93.729	-72.57	-20.33	-13.0	59.57	225.00	Horizontal	Horizontal	Pass
829.862	-43.72	2.07	-13.0	30.72	273.00	Horizontal	Horizontal	N/A
884.376	-58.39	2.37	-13.0	45.39	298.00	Horizontal	Horizontal	N/A
2197.600	-52.30	-0.45	-13.0	39.30	107.00	Horizontal	Horizontal	Pass
4846.000	-45.40	7.54	-13.0	32.40	32.00	Horizontal	Horizontal	Pass
7519.250	-37.73	15.93	-13.0	24.73	360.00	Horizontal	Horizontal	Pass

RSE-H&V LTE Band 26 (Part22) BW15 CH26915



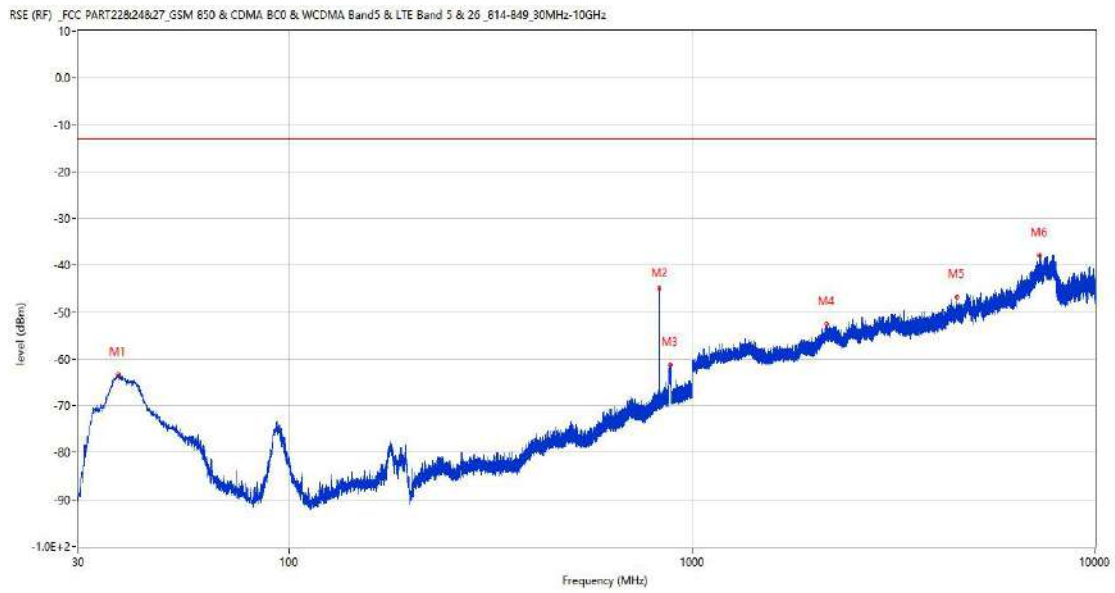
Frequency (MHz)	Result (dBm)	Factor (dB)	PK Limit (dBm)	Margin (dB)	Table (o)	ANT	EUT	Verdict
93.874	-71.60	-20.36	-13.0	58.60	58.00	Horizontal	Vertical	Pass
829.862	-43.55	2.07	-13.0	30.55	10.00	Horizontal	Vertical	N/A
884.182	-59.67	2.38	-13.0	46.67	307.00	Horizontal	Vertical	N/A
2182.600	-52.68	-1.22	-13.0	39.68	78.00	Horizontal	Vertical	Pass
4833.750	-45.27	7.62	-13.0	32.27	337.00	Horizontal	Vertical	Pass
7600.500	-37.78	16.53	-13.0	24.78	317.00	Horizontal	Vertical	Pass

RSE-V&V LTE Band 26 (Part22) BW15 CH26915



Frequency (MHz)	Result (dBm)	Factor (dB)	PK Limit (dBm)	Margin (dB)	Table (o)	ANT	EUT	Verdict
37.517	-63.34	-18.99	-13.0	50.34	54.00	Vertical	Vertical	Pass
829.814	-43.24	2.07	-13.0	30.24	360.00	Vertical	Vertical	N/A
886.073	-61.02	2.32	-13.0	48.02	358.00	Vertical	Vertical	N/A
2247.400	-52.05	-0.70	-13.0	39.05	148.00	Vertical	Vertical	Pass
4746.000	-45.90	7.50	-13.0	32.90	69.00	Vertical	Vertical	Pass
7496.500	-37.56	16.65	-13.0	24.56	230.00	Vertical	Vertical	Pass

RSE-V&H LTE Band 26 (Part22) BW15 CH26915

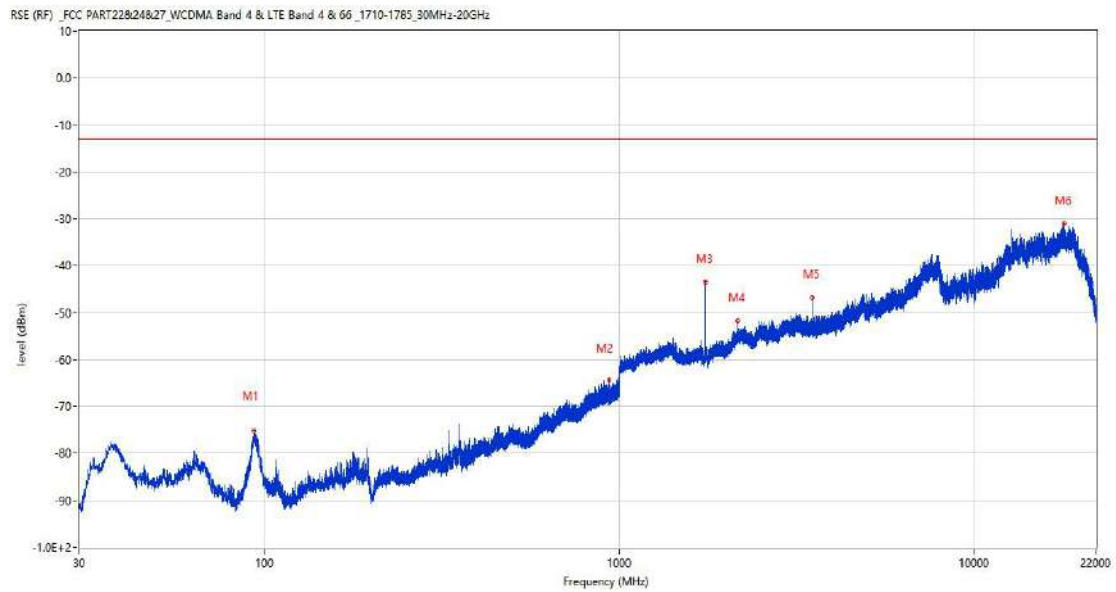


Frequency (MHz)	Result (dBm)	Factor (dB)	PK Limit (dBm)	Margin (dB)	Table (o)	ANT	EUT	Verdict
37.663	-63.42	-18.96	-13.0	50.42	37.00	Vertical	Horizontal	Pass
829.911	-44.86	2.07	-13.0	31.86	295.00	Vertical	Horizontal	N/A
883.212	-61.35	2.41	-13.0	48.35	171.00	Vertical	Horizontal	N/A
2158.700	-52.56	-0.86	-13.0	39.56	211.00	Vertical	Horizontal	Pass
4536.500	-46.79	7.21	-13.0	33.79	17.00	Vertical	Horizontal	Pass
7265.500	-37.95	14.26	-13.0	24.95	167.00	Vertical	Horizontal	Pass

17 LTE Band 66

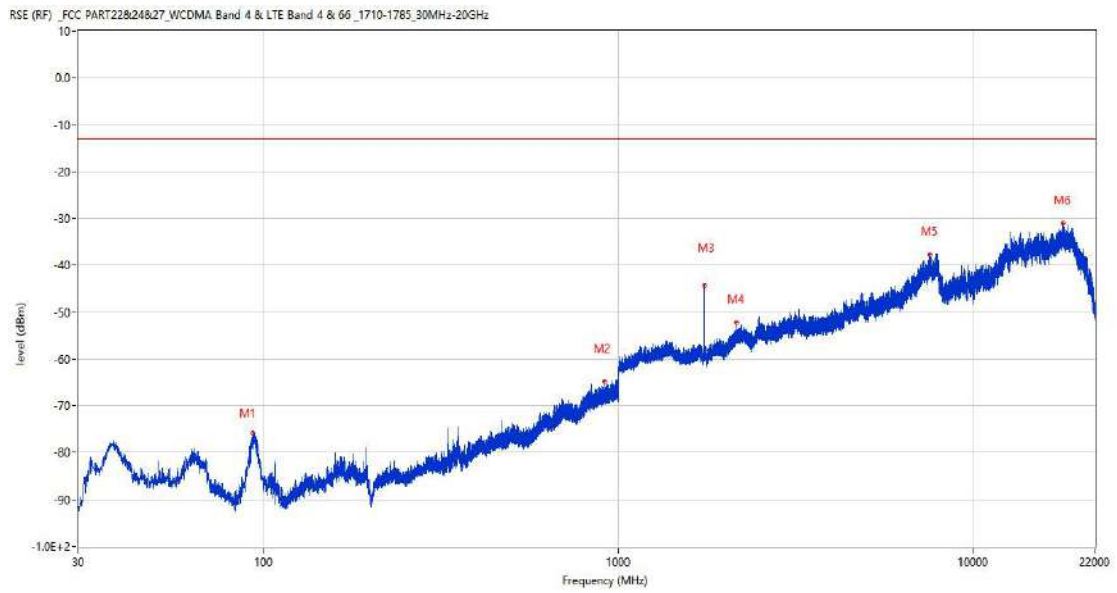
17.1 LTE Band 66 BW1.4, Middle Channel

RSE-H&H LTE Band 66 BW1.4 CH132322



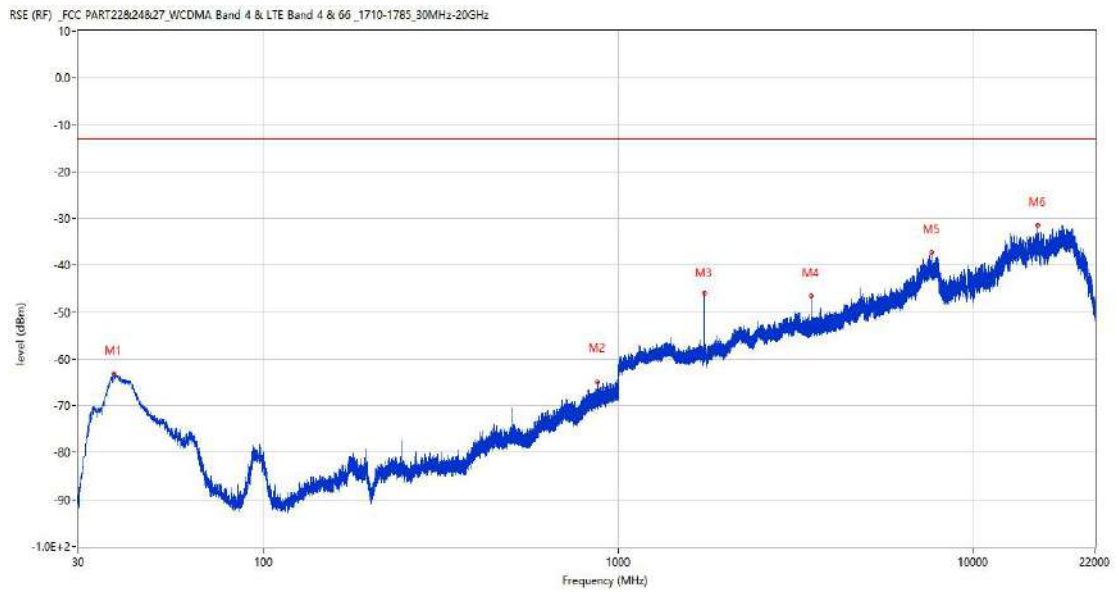
Frequency (MHz)	Result (dBm)	Factor (dB)	PK Limit (dBm)	Margin (dB)	Table (o)	ANT	EUT	Verdict
93.196	-75.15	-20.21	-13.0	62.15	58.00	Horizontal	Horizontal	Pass
934.089	-64.30	2.61	-13.0	51.30	153.00	Horizontal	Horizontal	Pass
1744.700	-43.41	-4.13	-13.0	30.41	37.00	Horizontal	Horizontal	N/A
2145.100	-51.81	-1.36	-13.0	38.81	289.00	Horizontal	Horizontal	N/A
3489.250	-46.70	3.78	-13.0	33.70	349.00	Horizontal	Horizontal	Pass
17822.239	-31.03	26.20	-13.0	18.03	291.00	Horizontal	Horizontal	Pass

RSE-H&V LTE Band 66 BW1.4 CH132322



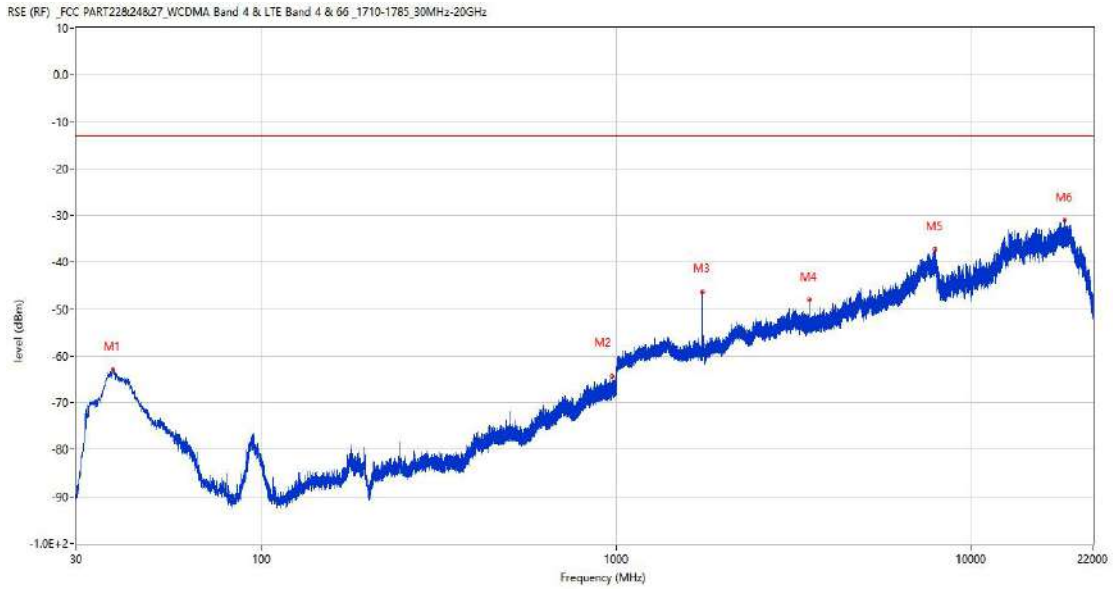
Frequency (MHz)	Result (dBm)	Factor (dB)	PK Limit (dBm)	Margin (dB)	Table (o)	ANT	EUT	Verdict
93.244	-75.74	-20.22	-13.0	62.74	220.00	Horizontal	Vertical	Pass
912.409	-64.70	2.41	-13.0	51.70	271.00	Horizontal	Vertical	Pass
1744.800	-44.32	-4.13	-13.0	31.32	360.00	Horizontal	Vertical	N/A
2145.400	-52.17	-1.34	-13.0	39.17	298.00	Horizontal	Vertical	N/A
7543.750	-37.72	16.65	-13.0	24.72	264.00	Horizontal	Vertical	Pass
17819.001	-31.06	26.24	-13.0	18.06	284.00	Horizontal	Vertical	Pass

RSE-V&V LTE Band 66 BW1.4 CH132322



Frequency (MHz)	Result (dBm)	Factor (dB)	PK Limit (dBm)	Margin (dB)	Table (o)	ANT	EUT	Verdict
37.712	-63.19	-18.95	-13.0	50.19	65.00	Vertical	Vertical	Pass
872.300	-64.92	1.89	-13.0	51.92	12.00	Vertical	Vertical	Pass
1744.800	-46.01	-4.13	-13.0	33.01	83.00	Vertical	Vertical	N/A
3489.000	-46.56	3.78	-13.0	33.56	194.00	Vertical	Vertical	Pass
7619.750	-37.29	15.60	-13.0	24.29	3.00	Vertical	Vertical	Pass
15206.338	-31.53	24.36	-13.0	18.53	169.00	Vertical	Vertical	Pass

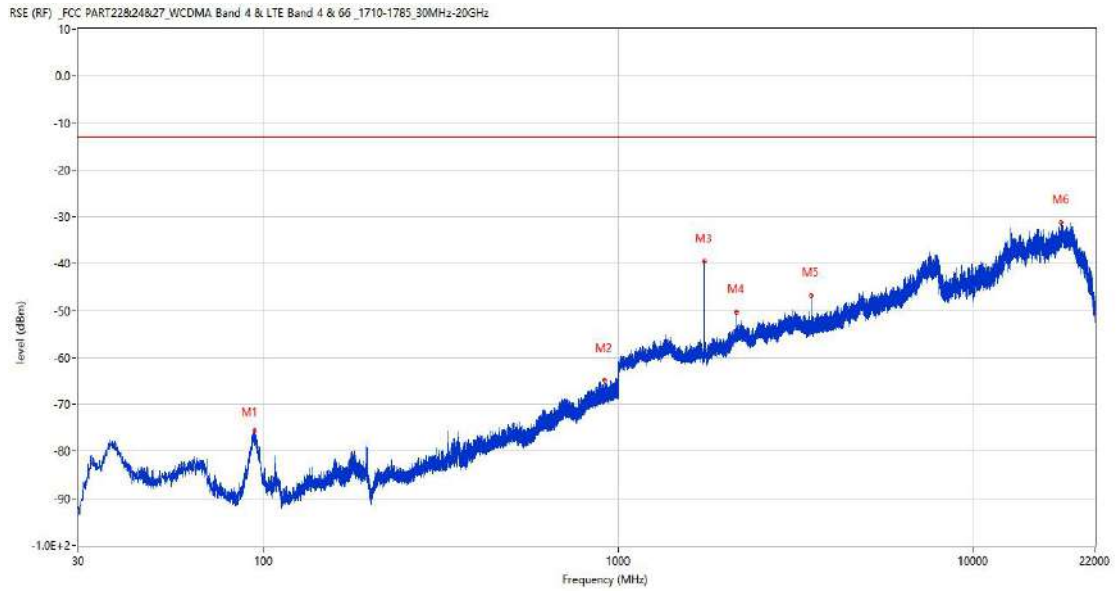
RSE-V&H LTE Band 66 BW1.4 CH132322



Frequency (MHz)	Result (dBm)	Factor (dB)	PK Limit (dBm)	Margin (dB)	Table (o)	ANT	EUT	Verdict
38.051	-62.90	-18.89	-13.0	49.90	62.00	Vertical	Horizontal	Pass
972.646	-64.33	3.46	-13.0	51.33	268.00	Vertical	Horizontal	Pass
1744.700	-46.26	-4.13	-13.0	33.26	314.00	Vertical	Horizontal	N/A
3489.250	-47.99	3.78	-13.0	34.99	124.00	Vertical	Horizontal	Pass
7868.750	-37.33	17.00	-13.0	24.33	36.00	Vertical	Horizontal	Pass
18316.188	-31.02	24.61	-13.0	18.02	14.00	Vertical	Horizontal	Pass

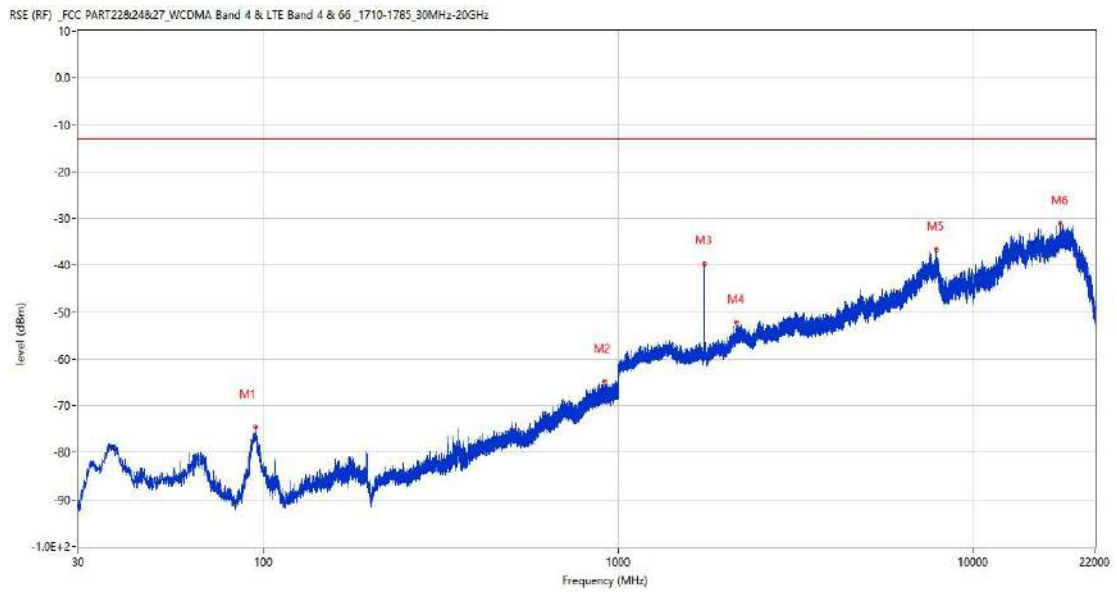
17.2 LTE Band 66 BW3, Middle Channel

RSE-H&H LTE Band 66 BW3 CH132322



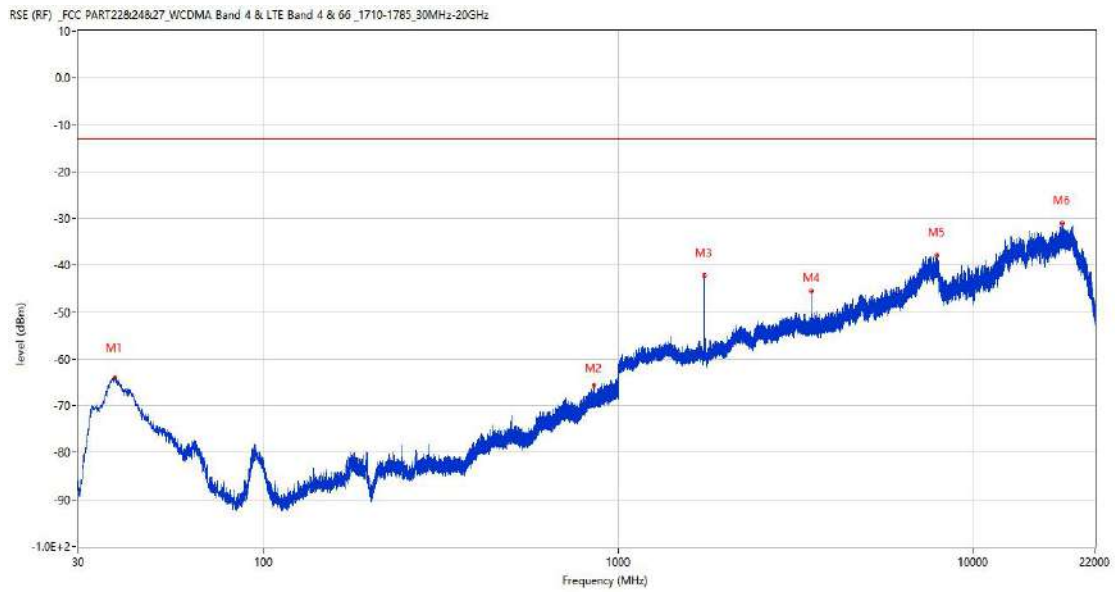
Frequency (MHz)	Result (dBm)	Factor (dB)	PK Limit (dBm)	Margin (dB)	Table (o)	ANT	EUT	Verdict
94.262	-75.50	-20.39	-13.0	62.50	50.00	Horizontal	Horizontal	Pass
912.748	-64.69	2.42	-13.0	51.69	126.00	Horizontal	Horizontal	Pass
1744.000	-39.58	-4.12	-13.0	26.58	44.00	Horizontal	Horizontal	N/A
2144.100	-50.29	-1.42	-13.0	37.29	302.00	Horizontal	Horizontal	N/A
3487.750	-46.74	3.78	-13.0	33.74	18.00	Horizontal	Horizontal	Pass
17619.663	-31.29	25.71	-13.0	18.29	360.00	Horizontal	Horizontal	Pass

RSE-H&V LTE Band 66 BW3 CH132322



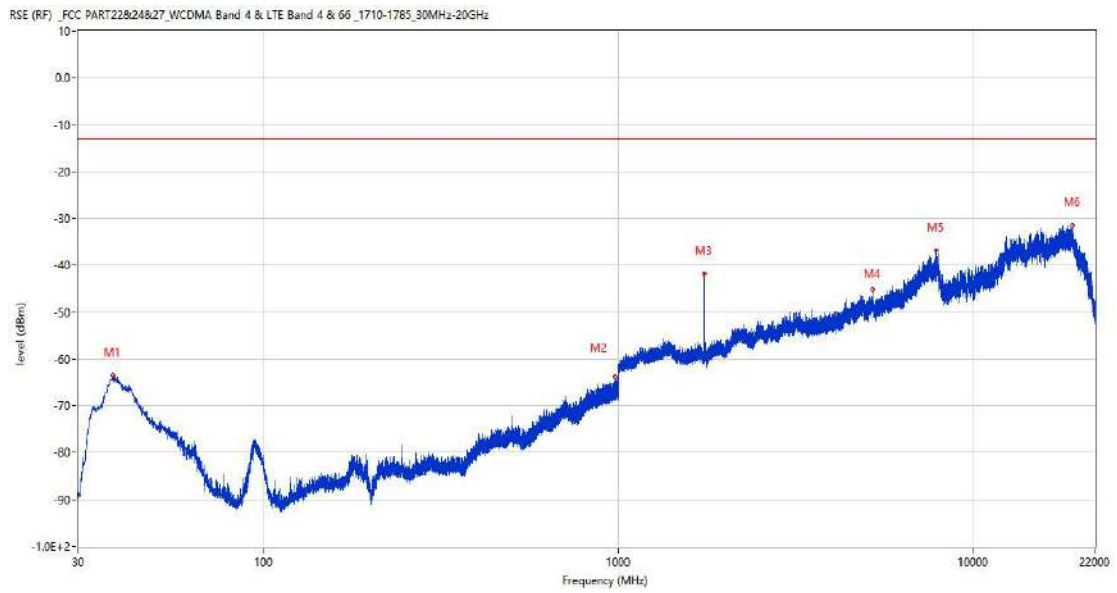
Frequency (MHz)	Result (dBm)	Factor (dB)	PK Limit (dBm)	Margin (dB)	Table (o)	ANT	EUT	Verdict
94.602	-74.60	-20.45	-13.0	61.60	48.00	Horizontal	Vertical	Pass
909.839	-64.79	2.41	-13.0	51.79	63.00	Horizontal	Vertical	Pass
1743.900	-39.64	-4.12	-13.0	26.64	3.00	Horizontal	Vertical	N/A
2145.100	-52.07	-1.36	-13.0	39.07	294.00	Horizontal	Vertical	N/A
7866.000	-36.54	16.92	-13.0	23.54	13.00	Horizontal	Vertical	Pass
17559.538	-31.10	25.82	-13.0	18.10	69.00	Horizontal	Vertical	Pass

RSE-V&V LTE Band 66 BW3 CH132322



Frequency (MHz)	Result (dBm)	Factor (dB)	PK Limit (dBm)	Margin (dB)	Table (o)	ANT	EUT	Verdict
37.906	-63.99	-18.90	-13.0	50.99	78.00	Vertical	Vertical	Pass
851.250	-65.67	1.45	-13.0	52.67	100.00	Vertical	Vertical	Pass
1744.000	-42.21	-4.12	-13.0	29.21	148.00	Vertical	Vertical	N/A
3487.500	-45.48	3.78	-13.0	32.48	207.00	Vertical	Vertical	Pass
7899.500	-37.88	16.82	-13.0	24.88	307.00	Vertical	Vertical	Pass
17790.788	-31.08	26.35	-13.0	18.08	59.00	Vertical	Vertical	Pass

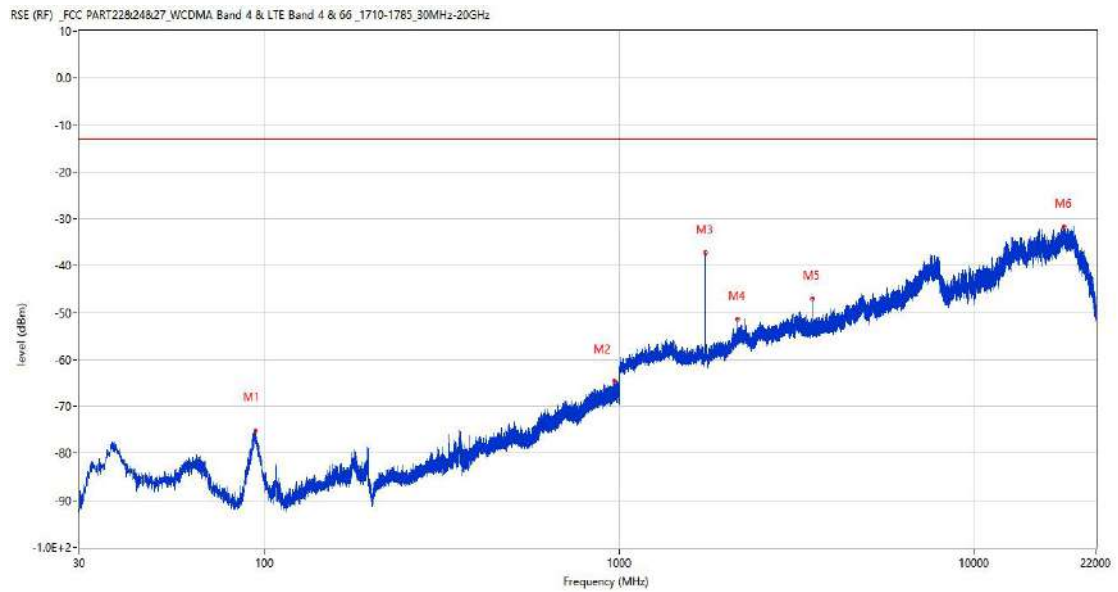
RSE-V&H LTE Band 66 BW3 CH132322



Frequency (MHz)	Result (dBm)	Factor (dB)	PK Limit (dBm)	Margin (dB)	Table (o)	ANT	EUT	Verdict
37.663	-63.47	-18.96	-13.0	50.47	72.00	Vertical	Horizontal	Pass
975.313	-63.70	3.56	-13.0	50.70	27.00	Vertical	Horizontal	Pass
1743.900	-41.79	-4.12	-13.0	28.79	314.00	Vertical	Horizontal	N/A
5210.000	-45.19	8.08	-13.0	32.19	93.00	Vertical	Horizontal	Pass
7866.000	-36.80	16.92	-13.0	23.80	0.00	Vertical	Horizontal	Pass
18996.062	-31.53	23.96	-13.0	18.53	259.00	Vertical	Horizontal	Pass

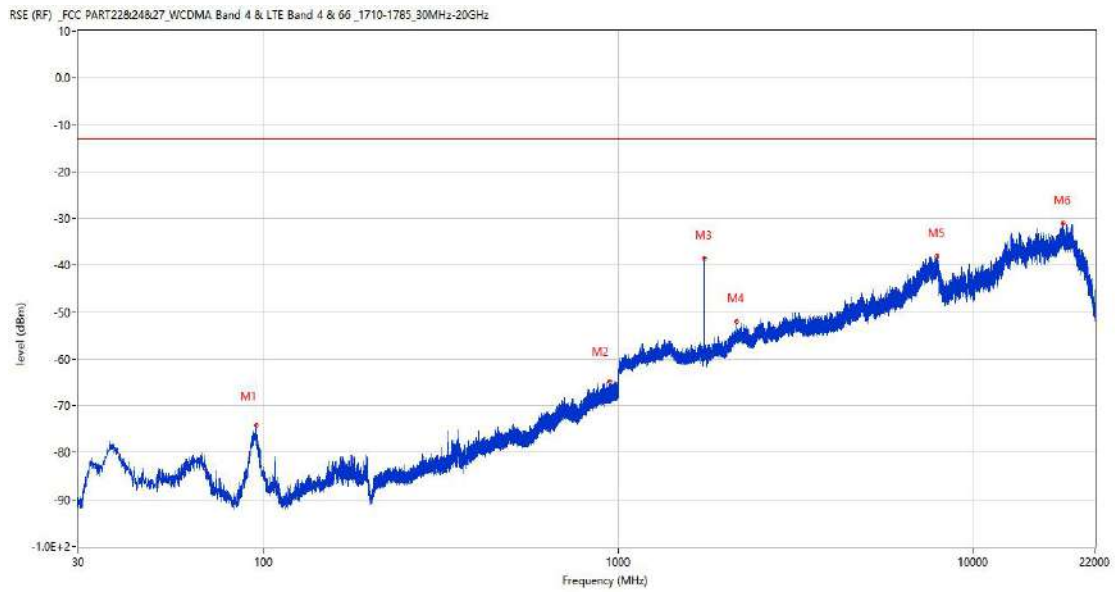
17.3 LTE Band 66 BW5, Middle Channel

RSE-H&H LTE Band 66 BW5 CH132322



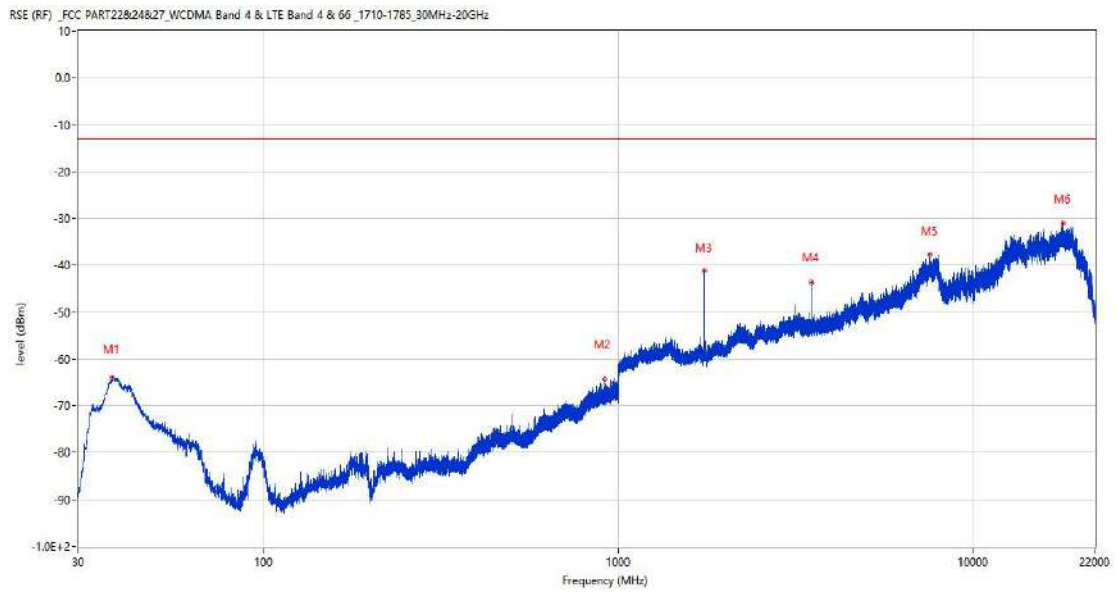
Frequency (MHz)	Result (dBm)	Factor (dB)	PK Limit (dBm)	Margin (dB)	Table (o)	ANT	EUT	Verdict
94.214	-75.07	-20.39	-13.0	62.07	45.00	Horizontal	Horizontal	Pass
967.359	-64.50	3.34	-13.0	51.50	25.00	Horizontal	Horizontal	Pass
1743.000	-37.26	-4.12	-13.0	24.26	162.00	Horizontal	Horizontal	N/A
2145.100	-51.32	-1.36	-13.0	38.32	295.00	Horizontal	Horizontal	N/A
3485.750	-46.92	3.64	-13.0	33.92	9.00	Horizontal	Horizontal	Pass
17825.012	-31.72	26.16	-13.0	18.72	290.00	Horizontal	Horizontal	Pass

RSE-H&V LTE Band 66 BW5 CH132322



Frequency (MHz)	Result (dBm)	Factor (dB)	PK Limit (dBm)	Margin (dB)	Table (o)	ANT	EUT	Verdict
95.135	-74.20	-20.53	-13.0	61.20	53.00	Horizontal	Vertical	Pass
943.643	-64.79	2.78	-13.0	51.79	277.00	Horizontal	Vertical	Pass
1743.000	-38.52	-4.12	-13.0	25.52	181.00	Horizontal	Vertical	N/A
2145.300	-51.90	-1.35	-13.0	38.90	298.00	Horizontal	Vertical	N/A
7868.500	-38.09	16.99	-13.0	25.09	47.00	Horizontal	Vertical	Pass
17823.625	-30.99	26.18	-13.0	17.99	101.00	Horizontal	Vertical	Pass

RSE-V&V LTE Band 66 BW5 CH132322



Frequency (MHz)	Result (dBm)	Factor (dB)	PK Limit (dBm)	Margin (dB)	Table (o)	ANT	EUT	Verdict
37.420	-63.99	-19.02	-13.0	50.99	78.00	Vertical	Vertical	Pass
913.524	-64.39	2.45	-13.0	51.39	26.00	Vertical	Vertical	Pass
1743.100	-41.18	-4.12	-13.0	28.18	177.00	Vertical	Vertical	N/A
3486.000	-43.74	3.66	-13.0	30.74	184.00	Vertical	Vertical	Pass
7533.500	-37.71	16.56	-13.0	24.71	162.00	Vertical	Vertical	Pass
17836.575	-30.93	26.02	-13.0	17.93	256.00	Vertical	Vertical	Pass