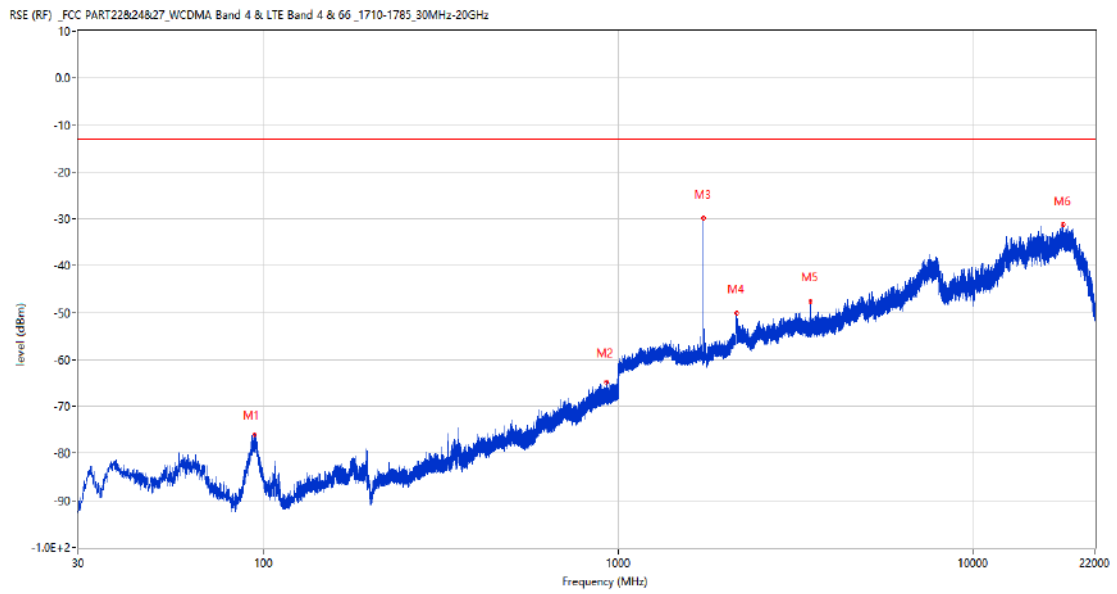


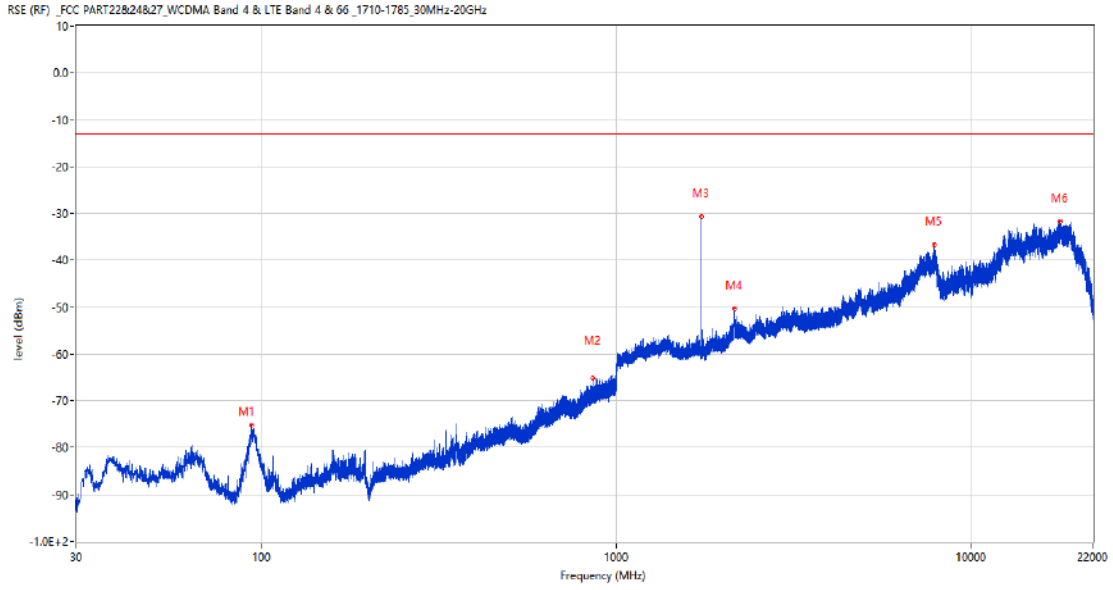
17.6 LTE Band 66 BW20, Middle Channel

RSE-H&H LTE Band 66 BW20 CH132322



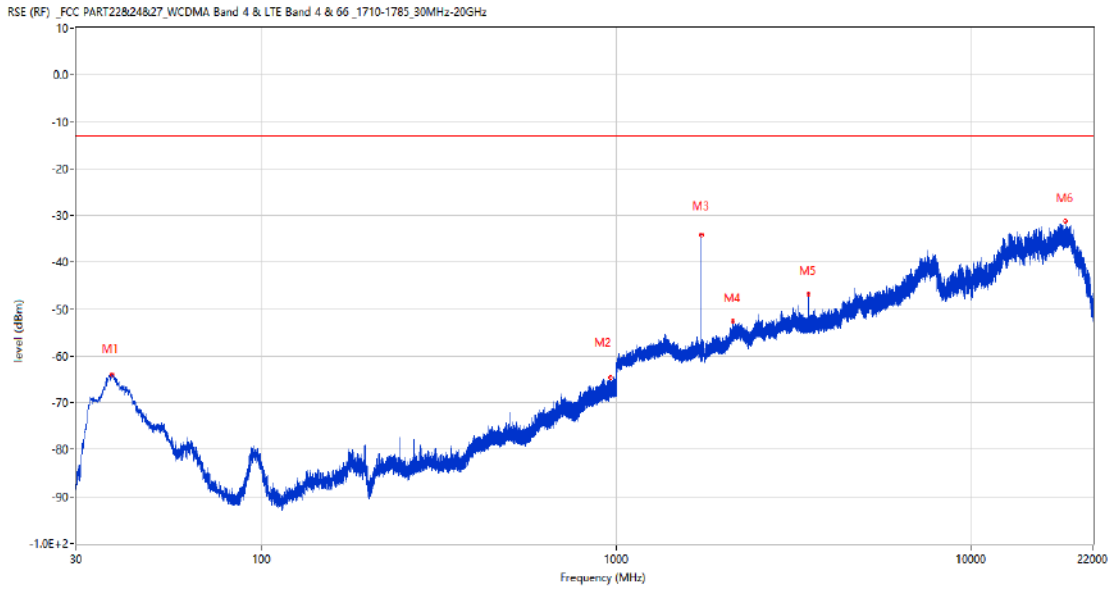
Frequency (MHz)	Result (dBm)	Factor (dB)	PK Limit (dBm)	Margin (dB)	Table (o)	ANT	EUT	Verdict
94.068	-75.87	-20.36	-13.0	62.87	19.00	Horizontal	Horizontal	Pass
922.691	-64.75	2.55	-13.0	51.75	107.00	Horizontal	Horizontal	Pass
1736.300	-29.72	-4.09	-13.0	16.72	182.00	Horizontal	Horizontal	N/A
2147.400	-49.98	-1.35	-13.0	36.98	301.00	Horizontal	Horizontal	N/A
3472.250	-47.50	3.50	-13.0	34.50	4.00	Horizontal	Horizontal	Pass
17816.224	-31.28	26.27	-13.0	18.28	288.00	Horizontal	Horizontal	Pass

RSE-H&V LTE Band 66 BW20 CH132322



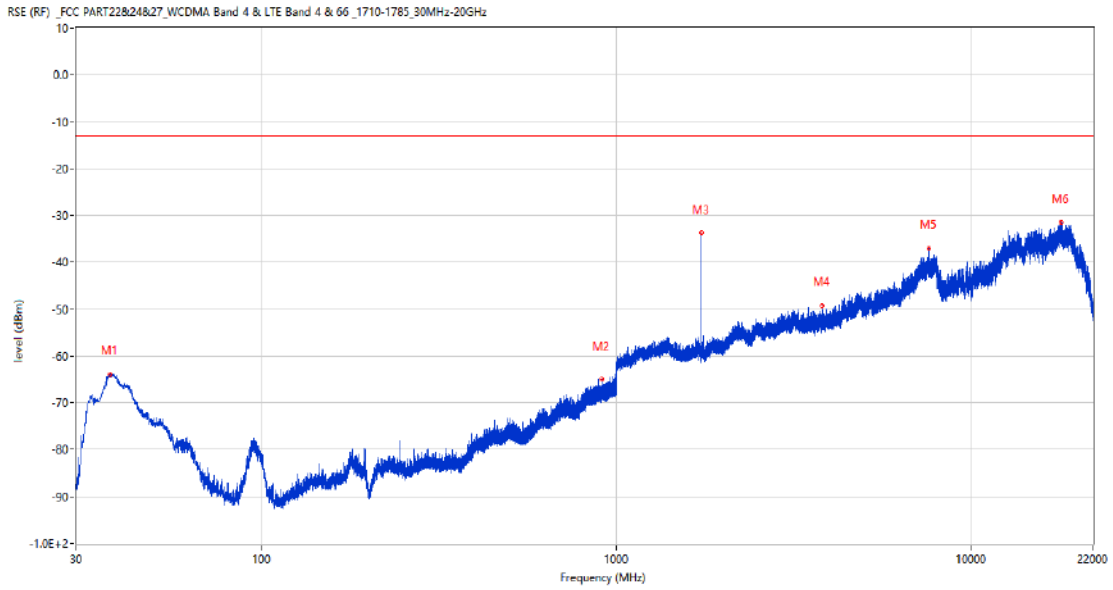
Frequency (MHz)	Result (dBm)	Factor (dB)	PK Limit (dBm)	Margin (dB)	Table (o)	ANT	EUT	Verdict
93.390	-75.14	-20.23	-13.0	62.14	222.00	Horizontal	Vertical	Pass
855.034	-65.22	1.53	-13.0	52.22	52.00	Horizontal	Vertical	Pass
1736.300	-30.55	-4.09	-13.0	17.55	186.00	Horizontal	Vertical	N/A
2142.600	-50.29	-1.43	-13.0	37.29	298.00	Horizontal	Vertical	N/A
7865.000	-36.57	16.85	-13.0	23.57	28.00	Horizontal	Vertical	Pass
17792.637	-31.65	26.37	-13.0	18.65	248.00	Horizontal	Vertical	Pass

RSE-V&V LTE Band 66 BW20 CH132322



Frequency (MHz)	Result (dBm)	Factor (dB)	PK Limit (dBm)	Margin (dB)	Table (o)	ANT	EUT	Verdict
37.809	-63.90	-18.93	-13.0	50.90	89.00	Vertical	Vertical	Pass
959.794	-64.57	3.12	-13.0	51.57	235.00	Vertical	Vertical	Pass
1736.200	-34.17	-4.09	-13.0	21.17	169.00	Vertical	Vertical	N/A
2120.900	-52.64	-1.99	-13.0	39.64	288.00	Vertical	Vertical	N/A
3472.250	-46.86	3.50	-13.0	33.86	219.00	Vertical	Vertical	Pass
18332.838	-31.25	24.59	-13.0	18.25	94.00	Vertical	Vertical	Pass

RSE-V&H LTE Band 66 BW20 CH132322

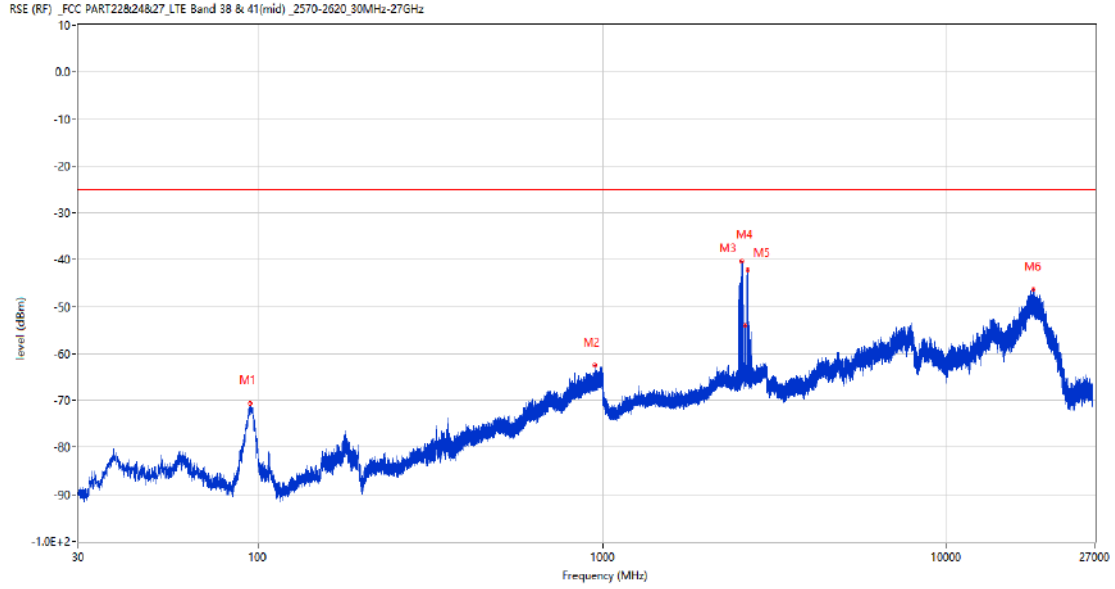


Frequency (MHz)	Result (dBm)	Factor (dB)	PK Limit (dBm)	Margin (dB)	Table (o)	ANT	EUT	Verdict
37.420	-63.97	-19.02	-13.0	50.97	53.00	Vertical	Horizontal	Pass
904.891	-64.97	2.34	-13.0	51.97	258.00	Vertical	Horizontal	Pass
1736.300	-33.65	-4.09	-13.0	20.65	322.00	Vertical	Horizontal	N/A
3786.000	-49.15	5.25	-13.0	36.15	2.00	Vertical	Horizontal	Pass
7601.000	-36.93	16.51	-13.0	23.93	299.00	Vertical	Horizontal	Pass
17822.700	-31.38	26.19	-13.0	18.38	124.00	Vertical	Horizontal	Pass

18 LTE Band 38

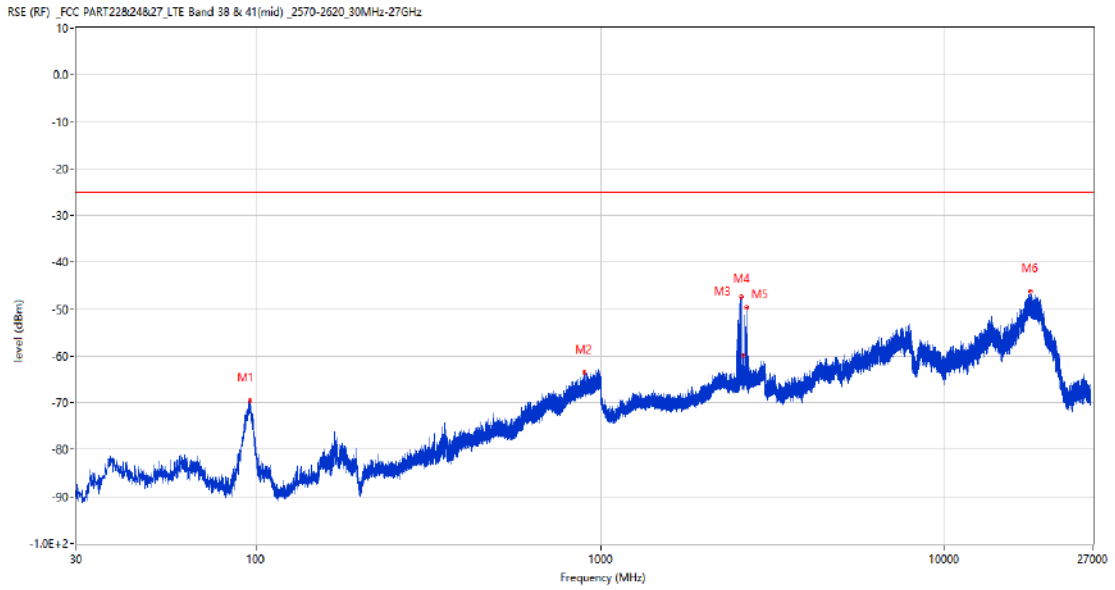
18.1 LTE Band 38 BW5, Middle Channel

RSE-H&H LTE Band 38 BW5 CH38000



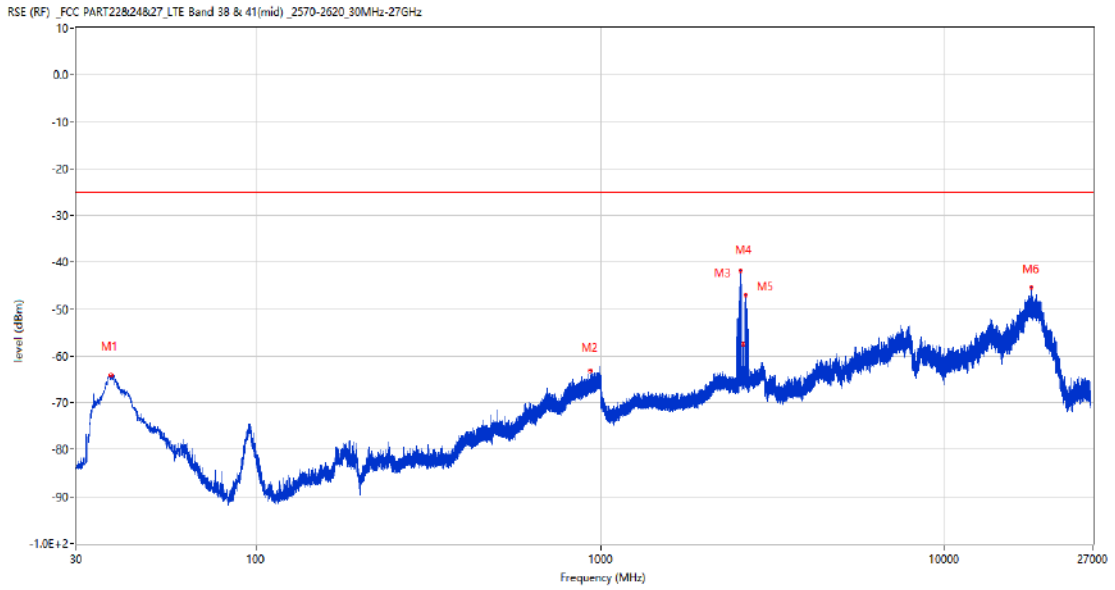
Frequency (MHz)	Result (dBm)	Factor (dB)	PK Limit (dBm)	Margin (dB)	Table (o)	ANT	EUT	Verdict
94.699	-70.51	-20.17	-25.0	45.51	244.00	Horizontal	Horizontal	Pass
950.530	-62.44	4.21	-25.0	37.44	339.00	Horizontal	Horizontal	Pass
2544.800	-40.27	-10.43	-25.0	15.27	165.00	Horizontal	Horizontal	Pass
2593.000	-54.10	-9.62	-25.0	29.10	150.00	Horizontal	Horizontal	N/A
2637.800	-42.24	-10.48	-25.0	17.24	176.00	Horizontal	Horizontal	Pass
17851.425	-46.41	10.93	-25.0	21.41	183.00	Horizontal	Horizontal	Pass

RSE-H&V LTE Band 38 BW5 CH38000



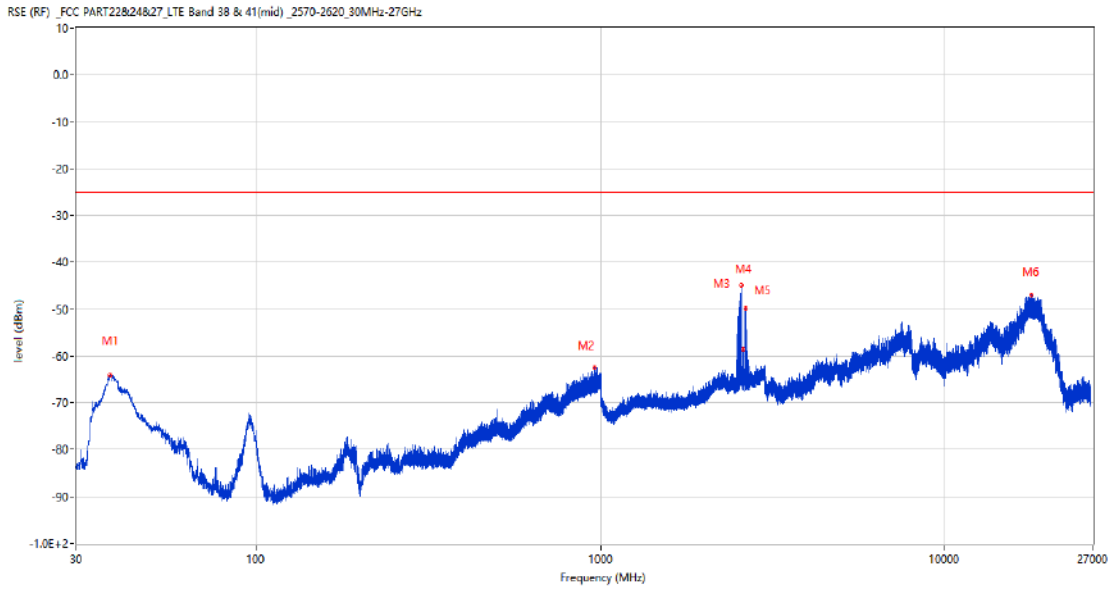
Frequency (MHz)	Result (dBm)	Factor (dB)	PK Limit (dBm)	Margin (dB)	Table (o)	ANT	EUT	Verdict
95.669	-69.61	-20.27	-25.0	44.61	228.00	Horizontal	Vertical	Pass
899.605	-63.50	3.54	-25.0	38.50	25.00	Horizontal	Vertical	Pass
2563.100	-47.46	-8.76	-25.0	22.46	360.00	Horizontal	Vertical	Pass
2593.100	-59.84	-9.62	-25.0	34.84	360.00	Horizontal	Vertical	N/A
2652.000	-49.59	-10.59	-25.0	24.59	140.00	Horizontal	Vertical	Pass
17786.063	-46.11	10.45	-25.0	21.11	85.00	Horizontal	Vertical	Pass

RSE-V&V LTE Band 38 BW5 CH38000



Frequency (MHz)	Result (dBm)	Factor (dB)	PK Limit (dBm)	Margin (dB)	Table (o)	ANT	EUT	Verdict
37.809	-64.13	-18.88	-25.0	39.13	81.00	Vertical	Vertical	Pass
934.185	-63.16	3.80	-25.0	38.16	297.00	Vertical	Vertical	Pass
2559.800	-41.75	-9.95	-25.0	16.75	170.00	Vertical	Vertical	Pass
2592.900	-57.59	-9.62	-25.0	32.59	80.00	Vertical	Vertical	N/A
2646.200	-47.00	-10.41	-25.0	22.00	14.00	Vertical	Vertical	Pass
17860.874	-45.41	10.83	-25.0	20.41	104.00	Vertical	Vertical	Pass

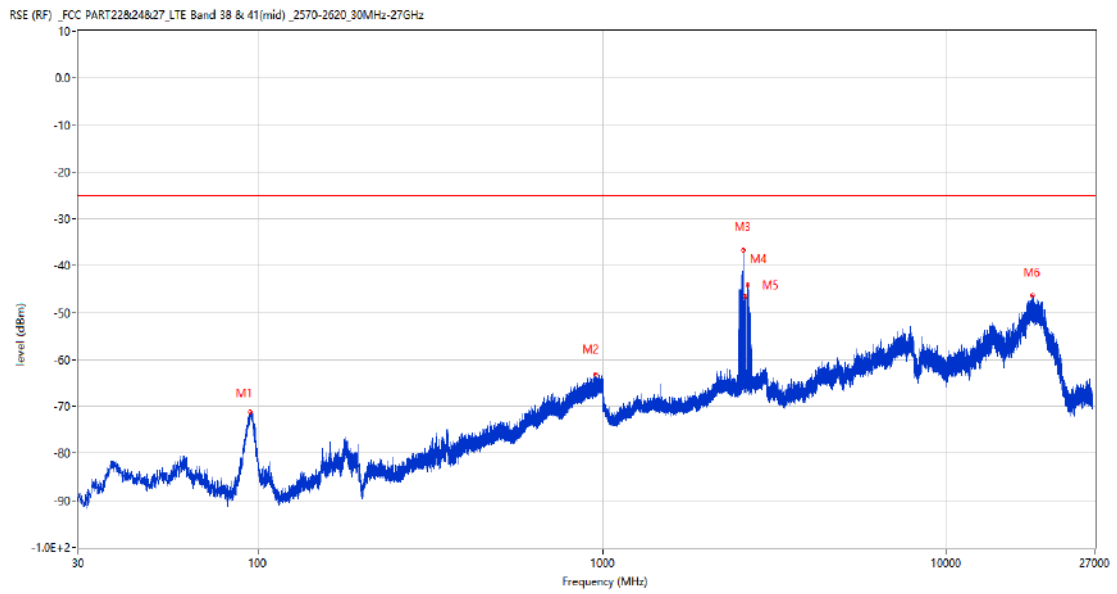
RSE-V&H LTE Band 38 BW5 CH38000



Frequency (MHz)	Result (dBm)	Factor (dB)	PK Limit (dBm)	Margin (dB)	Table (o)	ANT	EUT	Verdict
37.566	-64.13	-18.93	-25.0	39.13	62.00	Vertical	Horizontal	Pass
961.006	-62.52	4.43	-25.0	37.52	0.00	Vertical	Horizontal	Pass
2562.200	-45.00	-9.00	-25.0	20.00	92.00	Vertical	Horizontal	Pass
2592.900	-58.67	-9.62	-25.0	33.67	148.00	Vertical	Horizontal	N/A
2638.200	-49.84	-10.54	-25.0	24.84	138.00	Vertical	Horizontal	Pass
17855.887	-46.90	10.89	-25.0	21.90	76.00	Vertical	Horizontal	Pass

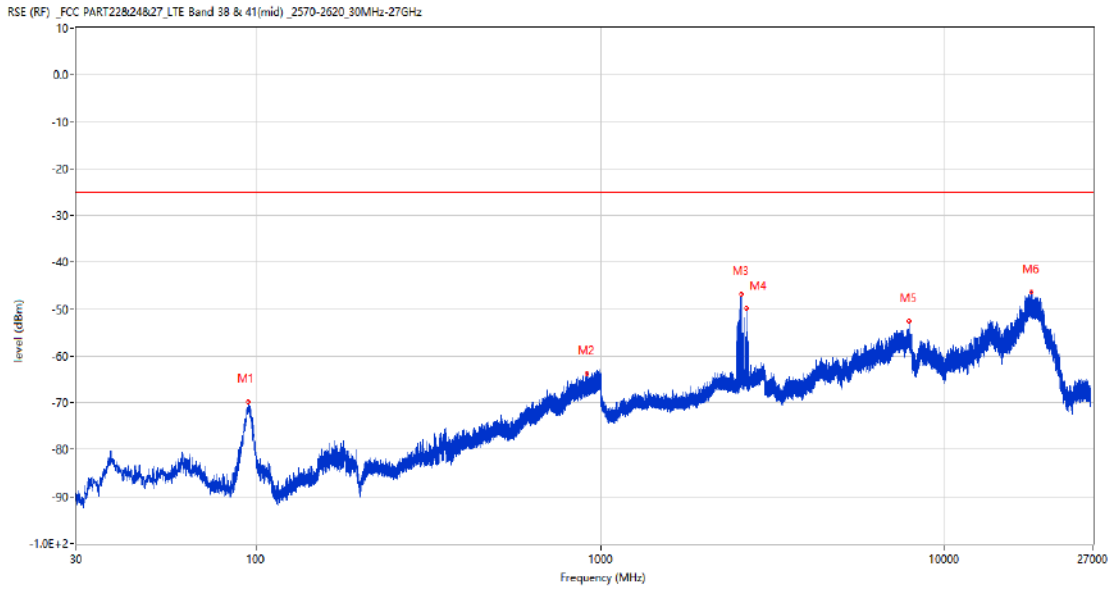
18.2 LTE Band 38 BW10, Middle Channel

RSE-H&H LTE Band 38 BW10 CH38000



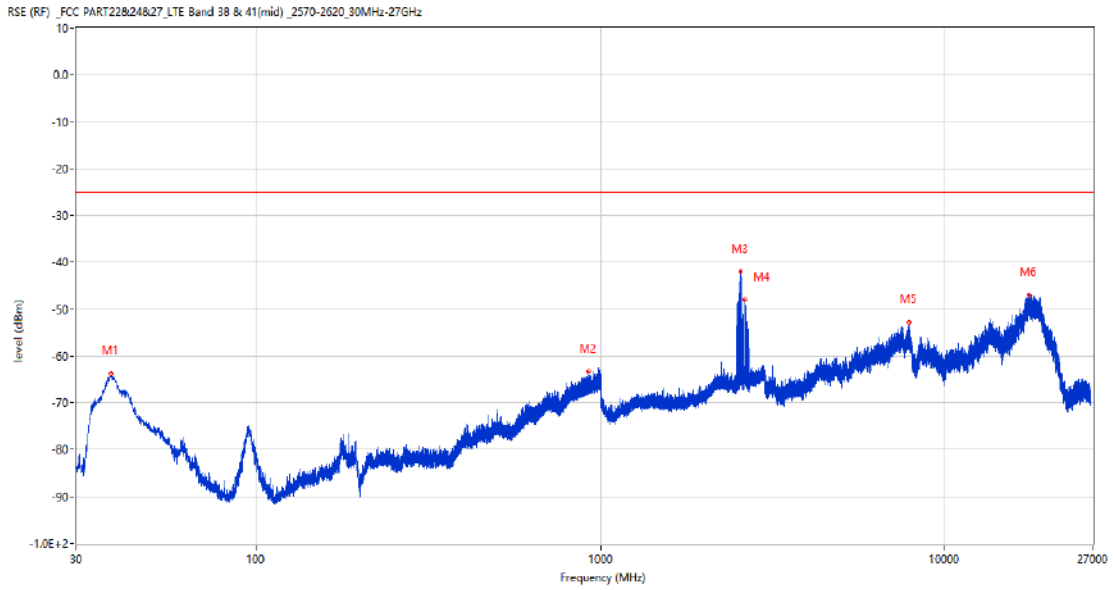
Frequency (MHz)	Result (dBm)	Factor (dB)	PK Limit (dBm)	Margin (dB)	Table (o)	ANT	EUT	Verdict
94.844	-71.20	-20.18	-25.0	46.20	71.00	Horizontal	Horizontal	Pass
957.562	-63.06	4.40	-25.0	38.06	0.00	Horizontal	Horizontal	Pass
2563.900	-36.60	-8.78	-25.0	11.60	170.00	Horizontal	Horizontal	Pass
2590.800	-46.60	-9.56	-25.0	21.60	176.00	Horizontal	Horizontal	N/A
2642.000	-44.17	-10.70	-25.0	19.17	186.00	Horizontal	Horizontal	Pass
17775.301	-46.27	10.47	-25.0	21.27	192.00	Horizontal	Horizontal	Pass

RSE-H&V LTE Band 38 BW10 CH38000



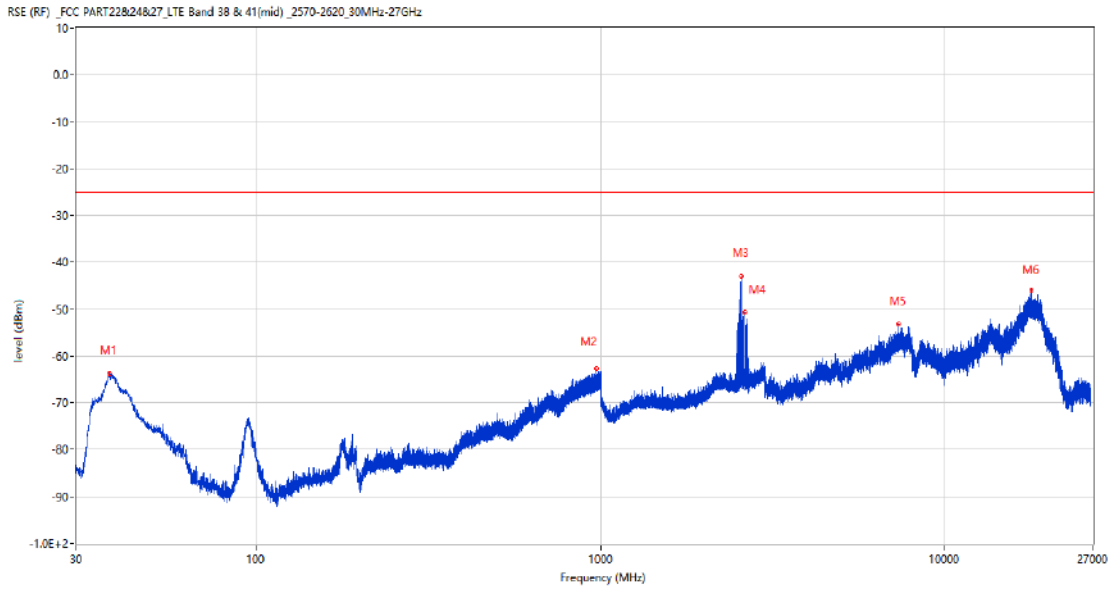
Frequency (MHz)	Result (dBm)	Factor (dB)	PK Limit (dBm)	Margin (dB)	Table (o)	ANT	EUT	Verdict
94.990	-69.84	-20.20	-25.0	44.84	63.00	Horizontal	Vertical	Pass
911.099	-63.82	3.68	-25.0	38.82	45.00	Horizontal	Vertical	Pass
2562.400	-46.72	-8.91	-25.0	21.72	53.00	Horizontal	Vertical	Pass
2655.600	-49.94	-10.78	-25.0	24.94	137.00	Horizontal	Vertical	Pass
7858.500	-52.59	0.95	-25.0	27.59	272.00	Horizontal	Vertical	Pass
17835.938	-46.38	10.80	-25.0	21.38	248.00	Horizontal	Vertical	Pass

RSE-V&V LTE Band 38 BW10 CH38000



Frequency (MHz)	Result (dBm)	Factor (dB)	PK Limit (dBm)	Margin (dB)	Table (o)	ANT	EUT	Verdict
37.906	-63.80	-18.86	-25.0	38.80	66.00	Vertical	Vertical	Pass
921.188	-63.31	3.77	-25.0	38.31	32.00	Vertical	Vertical	Pass
2553.000	-42.08	-10.18	-25.0	17.08	340.00	Vertical	Vertical	Pass
2632.200	-48.09	-9.76	-25.0	23.09	13.00	Vertical	Vertical	Pass
7868.250	-52.77	1.13	-25.0	27.77	139.00	Vertical	Vertical	Pass
17583.411	-47.00	10.91	-25.0	22.00	264.00	Vertical	Vertical	Pass

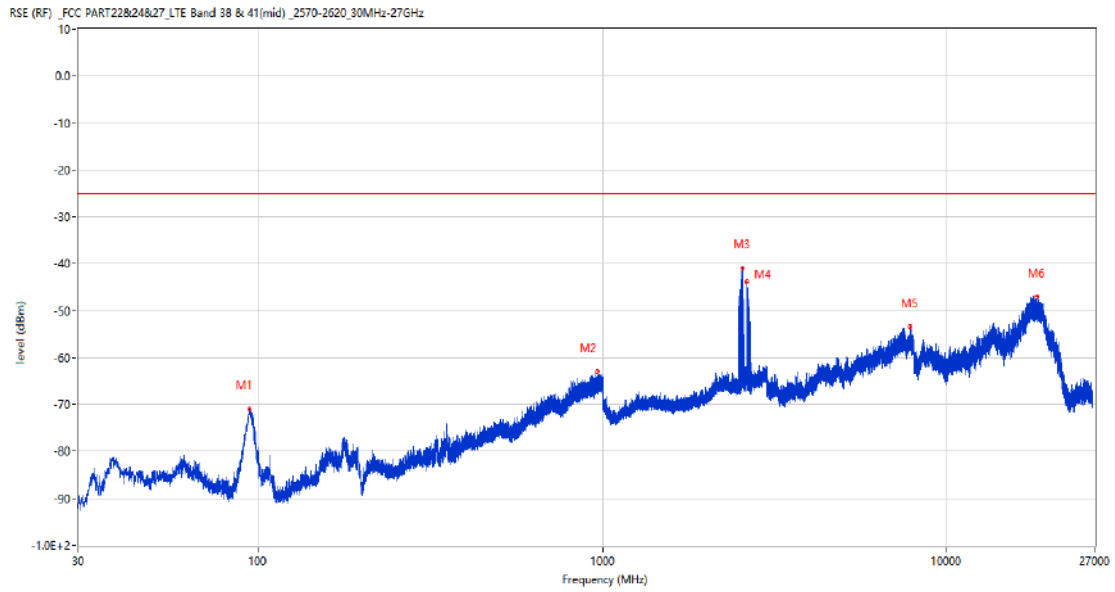
RSE-V&H LTE Band 38 BW10 CH38000



Frequency (MHz)	Result (dBm)	Factor (dB)	PK Limit (dBm)	Margin (dB)	Table (o)	ANT	EUT	Verdict
37.469	-63.82	-18.95	-25.0	38.82	65.00	Vertical	Horizontal	Pass
973.519	-62.69	4.77	-25.0	37.69	0.00	Vertical	Horizontal	Pass
2561.100	-42.94	-9.50	-25.0	17.94	8.00	Vertical	Horizontal	Pass
2624.400	-50.70	-9.84	-25.0	25.70	309.00	Vertical	Horizontal	Pass
7349.250	-53.23	-0.51	-25.0	28.23	341.00	Vertical	Horizontal	Pass
17838.823	-45.93	10.83	-25.0	20.93	349.00	Vertical	Horizontal	Pass

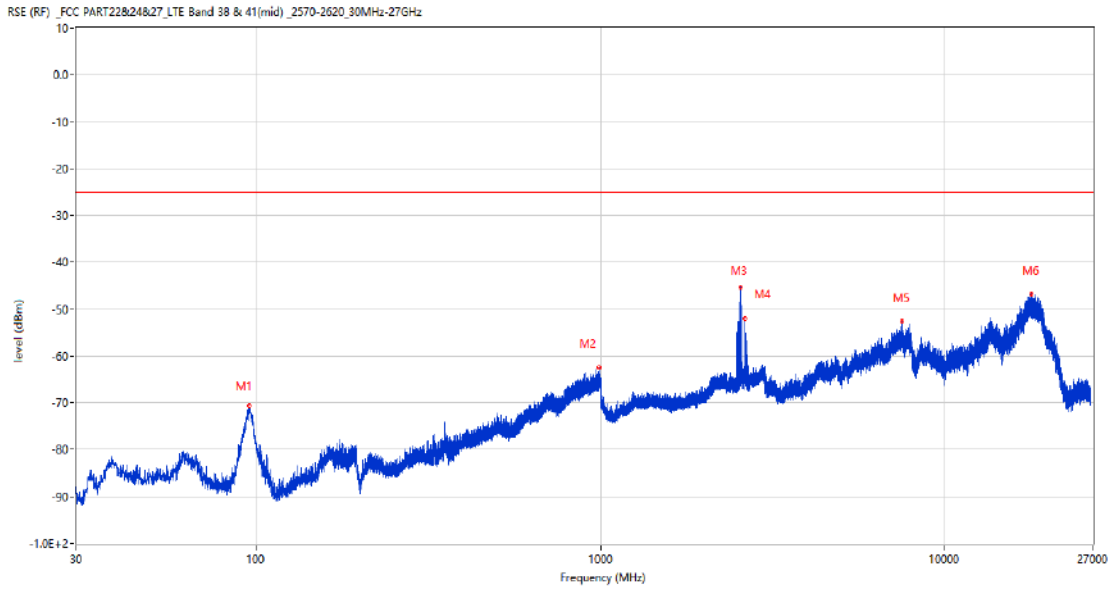
18.3 LTE Band 38 BW15, Middle Channel

RSE-H&H LTE Band 38 BW15 CH38000



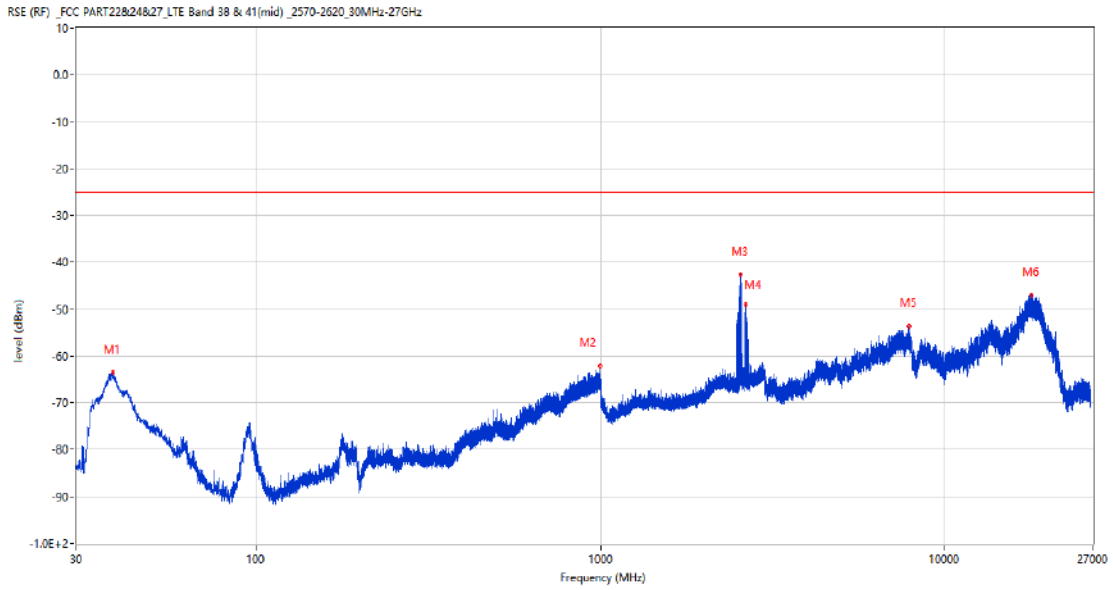
Frequency (MHz)	Result (dBm)	Factor (dB)	PK Limit (dBm)	Margin (dB)	Table (o)	ANT	EUT	Verdict
94.311	-70.94	-20.12	-25.0	45.94	51.00	Horizontal	Horizontal	Pass
965.565	-62.99	4.57	-25.0	37.99	112.00	Horizontal	Horizontal	Pass
2553.500	-40.86	-10.27	-25.0	15.86	176.00	Horizontal	Horizontal	N/A
2631.300	-43.94	-9.76	-25.0	18.94	181.00	Horizontal	Horizontal	Pass
7854.500	-53.43	0.84	-25.0	28.43	155.00	Horizontal	Horizontal	Pass
18286.875	-46.92	9.34	-25.0	21.92	140.00	Horizontal	Horizontal	Pass

RSE-H&V LTE Band 38 BW15 CH38000



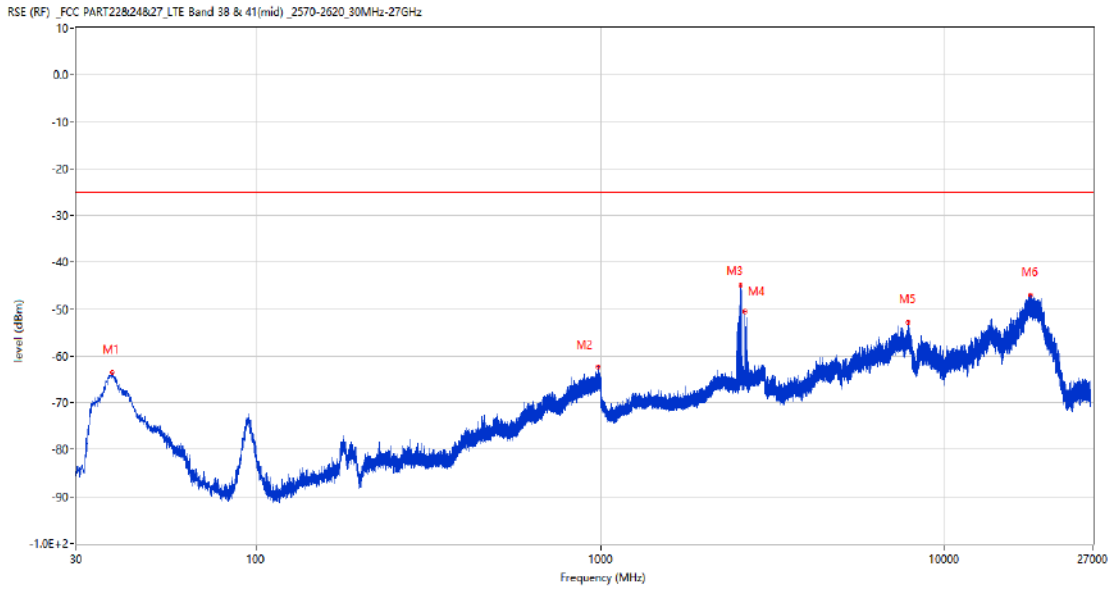
Frequency (MHz)	Result (dBm)	Factor (dB)	PK Limit (dBm)	Margin (dB)	Table (o)	ANT	EUT	Verdict
95.232	-70.64	-20.23	-25.0	45.64	50.00	Horizontal	Vertical	Pass
987.778	-62.52	5.10	-25.0	37.52	360.00	Horizontal	Vertical	Pass
2548.800	-45.24	-9.64	-25.0	20.24	141.00	Horizontal	Vertical	Pass
2626.600	-51.95	-9.85	-25.0	26.95	354.00	Horizontal	Vertical	Pass
7539.750	-52.65	0.90	-25.0	27.65	93.00	Horizontal	Vertical	Pass
17834.625	-46.80	10.79	-25.0	21.80	42.00	Horizontal	Vertical	Pass

RSE-V&V LTE Band 38 BW15 CH38000



Frequency (MHz)	Result (dBm)	Factor (dB)	PK Limit (dBm)	Margin (dB)	Table (o)	ANT	EUT	Verdict
38.197	-63.54	-18.88	-25.0	38.54	87.00	Vertical	Vertical	Pass
997.381	-62.09	5.31	-25.0	37.09	115.00	Vertical	Vertical	Pass
2551.400	-42.58	-9.87	-25.0	17.58	344.00	Vertical	Vertical	N/A
2638.400	-49.14	-10.56	-25.0	24.14	74.00	Vertical	Vertical	Pass
7863.750	-53.67	1.08	-25.0	28.67	19.00	Vertical	Vertical	Pass
17868.751	-47.06	10.75	-25.0	22.06	360.00	Vertical	Vertical	Pass

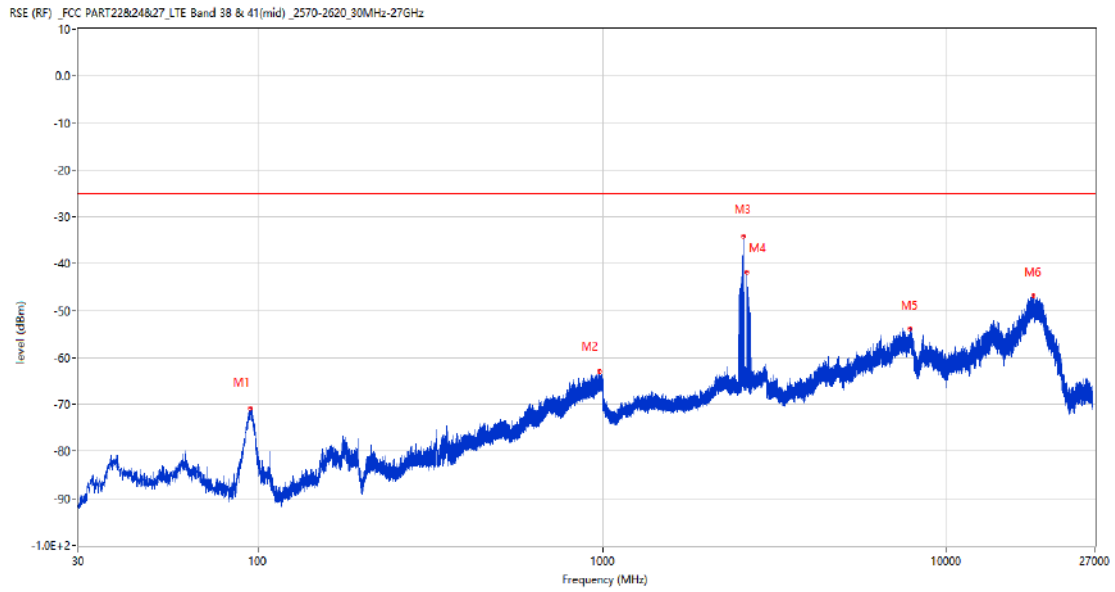
RSE-V&H LTE Band 38 BW15 CH38000



Frequency (MHz)	Result (dBm)	Factor (dB)	PK Limit (dBm)	Margin (dB)	Table (o)	ANT	EUT	Verdict
38.002	-63.61	-18.85	-25.0	38.61	87.00	Vertical	Horizontal	Pass
984.722	-62.21	5.09	-25.0	37.21	260.00	Vertical	Horizontal	Pass
2557.800	-44.85	-10.43	-25.0	19.85	38.00	Vertical	Horizontal	N/A
2627.400	-50.52	-9.95	-25.0	25.52	18.00	Vertical	Horizontal	Pass
7853.250	-52.82	0.77	-25.0	27.82	360.00	Vertical	Horizontal	Pass
17818.876	-47.05	10.63	-25.0	22.05	344.00	Vertical	Horizontal	Pass

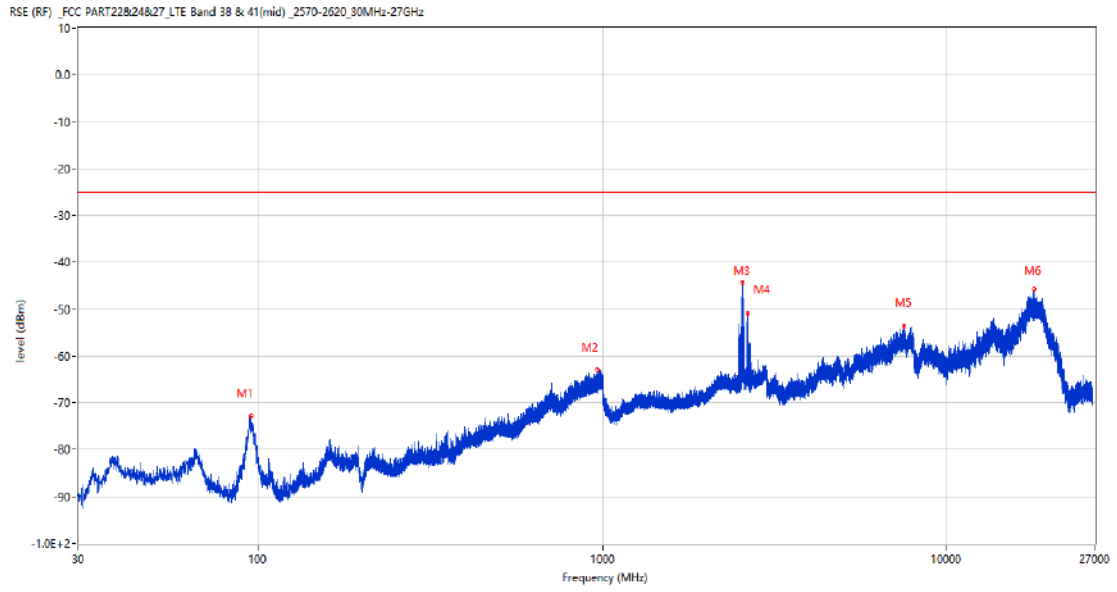
18.4 LTE Band 38 BW20, Middle Channel

RSE-H&H LTE Band 38 BW20 CH38000



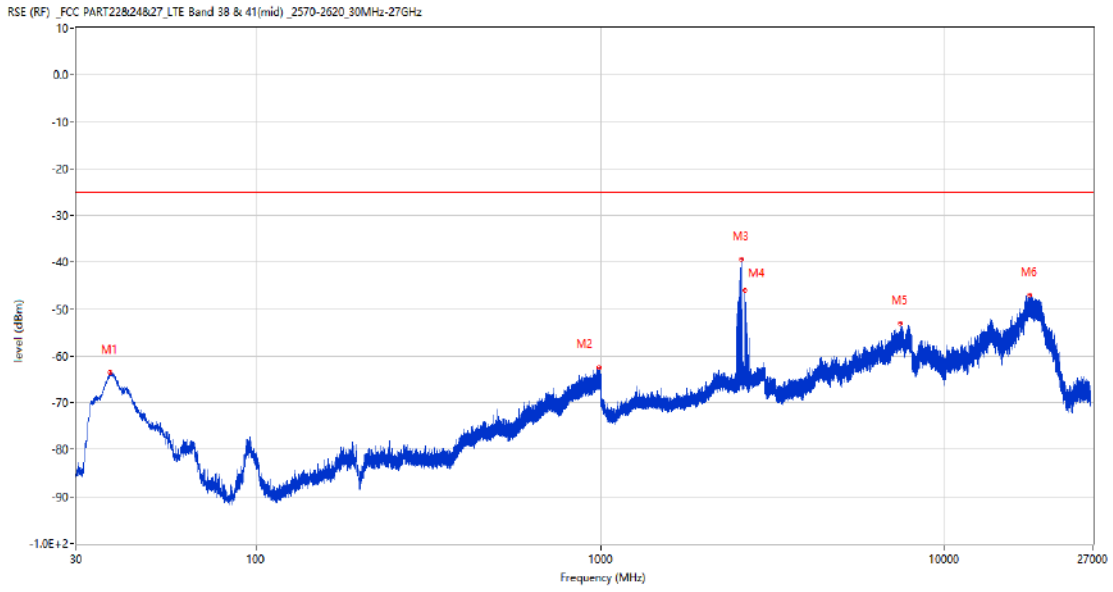
Frequency (MHz)	Result (dBm)	Factor (dB)	PK Limit (dBm)	Margin (dB)	Table (o)	ANT	EUT	Verdict
94.941	-70.71	-20.19	-25.0	45.71	64.00	Horizontal	Horizontal	Pass
980.745	-62.98	4.99	-25.0	37.98	360.00	Horizontal	Horizontal	Pass
2562.200	-34.12	-9.00	-25.0	9.12	183.00	Horizontal	Horizontal	N/A
2631.400	-41.77	-9.76	-25.0	16.77	174.00	Horizontal	Horizontal	N/A
7854.500	-53.89	0.84	-25.0	28.89	4.00	Horizontal	Horizontal	Pass
17859.564	-46.75	10.85	-25.0	21.75	30.00	Horizontal	Horizontal	Pass

RSE-H&V LTE Band 38 BW20 CH38000



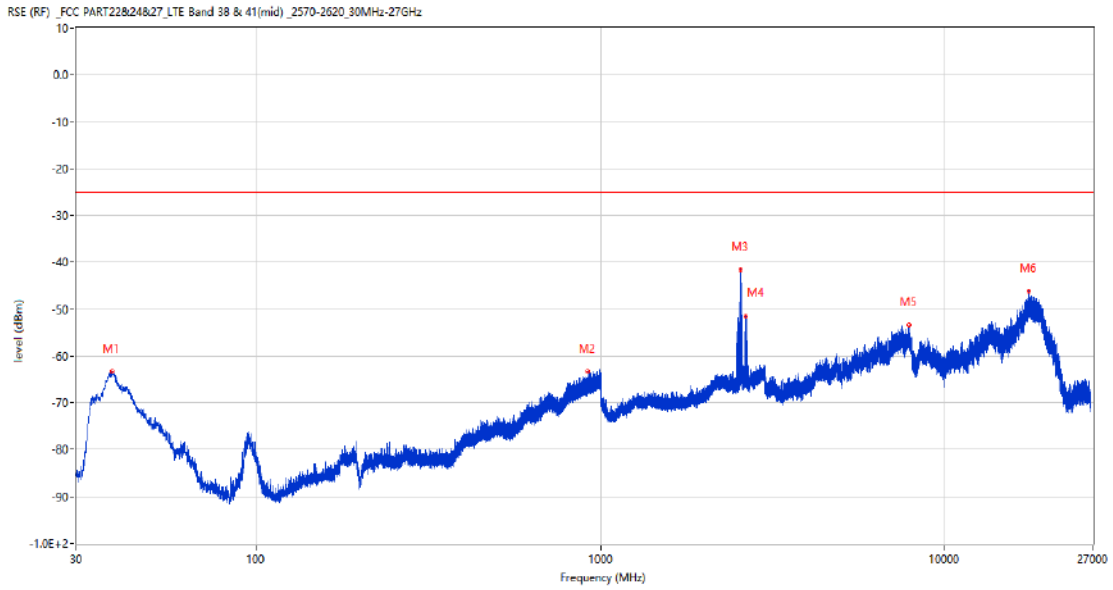
Frequency (MHz)	Result (dBm)	Factor (dB)	PK Limit (dBm)	Margin (dB)	Table (o)	ANT	EUT	Verdict
95.232	-72.95	-20.23	-25.0	47.95	209.00	Horizontal	Vertical	Pass
967.311	-63.02	4.63	-25.0	38.02	6.00	Horizontal	Vertical	Pass
2550.800	-44.31	-9.75	-25.0	19.31	141.00	Horizontal	Vertical	N/A
2645.500	-50.93	-10.44	-25.0	25.93	146.00	Horizontal	Vertical	Pass
7537.000	-53.62	0.83	-25.0	28.62	284.00	Horizontal	Vertical	Pass
18009.350	-45.72	10.34	-25.0	20.72	189.00	Horizontal	Vertical	Pass

RSE-V&V LTE Band 38 BW20 CH38000



Frequency (MHz)	Result (dBm)	Factor (dB)	PK Limit (dBm)	Margin (dB)	Table (o)	ANT	EUT	Verdict
37.566	-63.56	-18.93	-25.0	38.56	73.00	Vertical	Vertical	Pass
988.651	-62.43	5.12	-25.0	37.43	131.00	Vertical	Vertical	Pass
2561.500	-39.33	-9.32	-25.0	14.33	71.00	Vertical	Vertical	N/A
2630.800	-45.94	-9.76	-25.0	20.94	76.00	Vertical	Vertical	N/A
7441.000	-53.03	-0.64	-25.0	28.03	23.00	Vertical	Vertical	Pass
17667.150	-47.01	10.23	-25.0	22.01	150.00	Vertical	Vertical	Pass

RSE-V&H LTE Band 38 BW20 CH38000

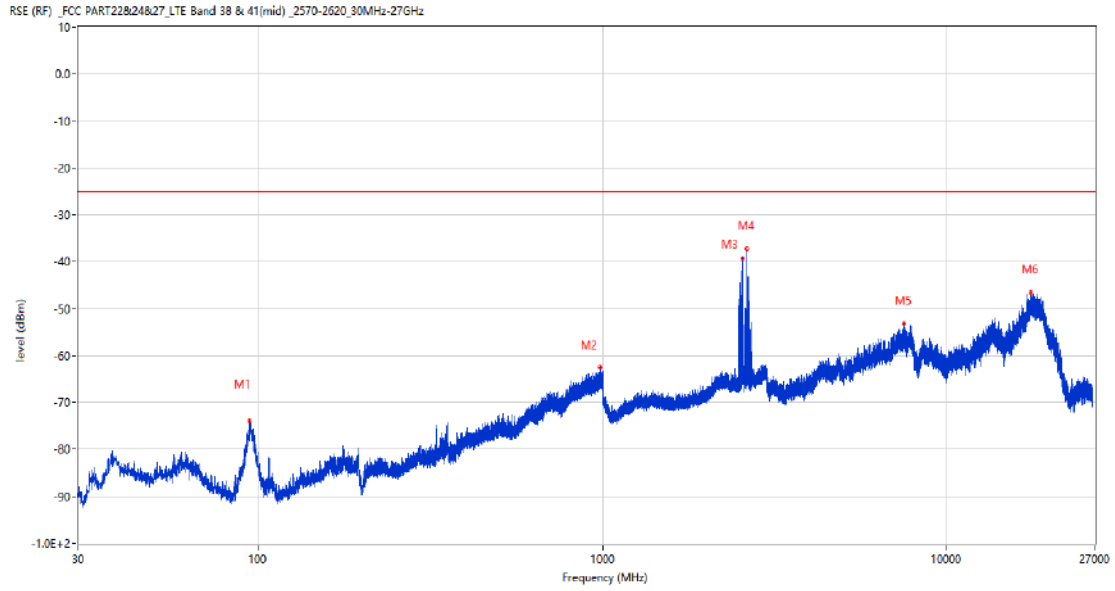


Frequency (MHz)	Result (dBm)	Factor (dB)	PK Limit (dBm)	Margin (dB)	Table (o)	ANT	EUT	Verdict
38.002	-63.31	-18.85	-25.0	38.31	49.00	Vertical	Horizontal	Pass
916.726	-63.44	3.63	-25.0	38.44	191.00	Vertical	Horizontal	Pass
2559.200	-41.52	-10.11	-25.0	16.52	17.00	Vertical	Horizontal	N/A
2648.600	-51.53	-10.37	-25.0	26.53	138.00	Vertical	Horizontal	Pass
7867.000	-53.48	1.15	-25.0	28.48	335.00	Vertical	Horizontal	Pass
17537.739	-46.09	10.97	-25.0	21.09	320.00	Vertical	Horizontal	Pass

19 LTE Band 41

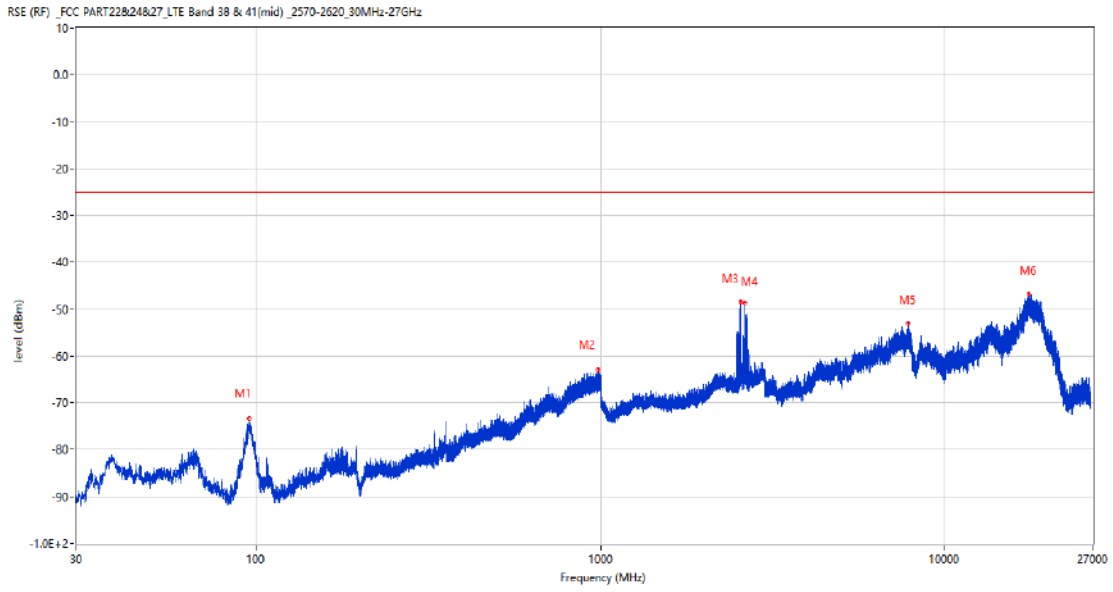
19.1 LTE Band 41 BW5, Middle Channel

RSE-H&H LTE Band 41 BW5 CH40765



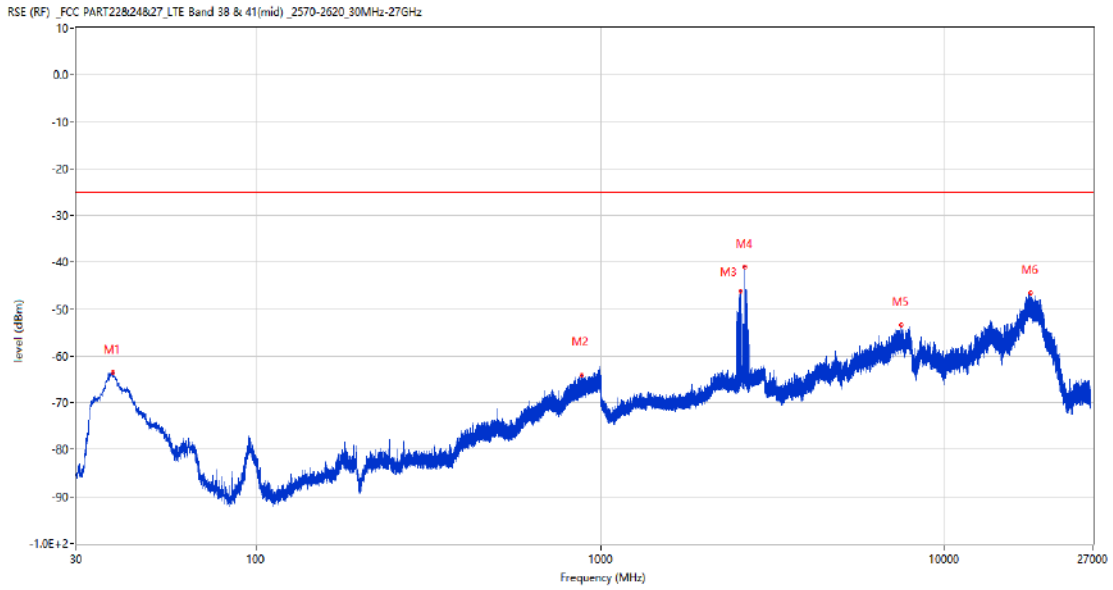
Frequency (MHz)	Result (dBm)	Factor (dB)	PK Limit (dBm)	Margin (dB)	Table (o)	ANT	EUT	Verdict
94.262	-73.98	-20.12	-25.0	48.98	48.00	Horizontal	Horizontal	Pass
984.238	-62.60	5.06	-25.0	37.60	202.00	Horizontal	Horizontal	Pass
2555.700	-39.32	-10.59	-25.0	14.32	159.00	Horizontal	Horizontal	Pass
2626.800	-37.16	-9.87	-25.0	12.16	169.00	Horizontal	Horizontal	Pass
7532.000	-53.18	0.53	-25.0	28.18	104.00	Horizontal	Horizontal	Pass
17596.275	-46.65	10.82	-25.0	21.65	141.00	Horizontal	Horizontal	Pass

RSE-H&V LTE Band 41 BW5 CH40765



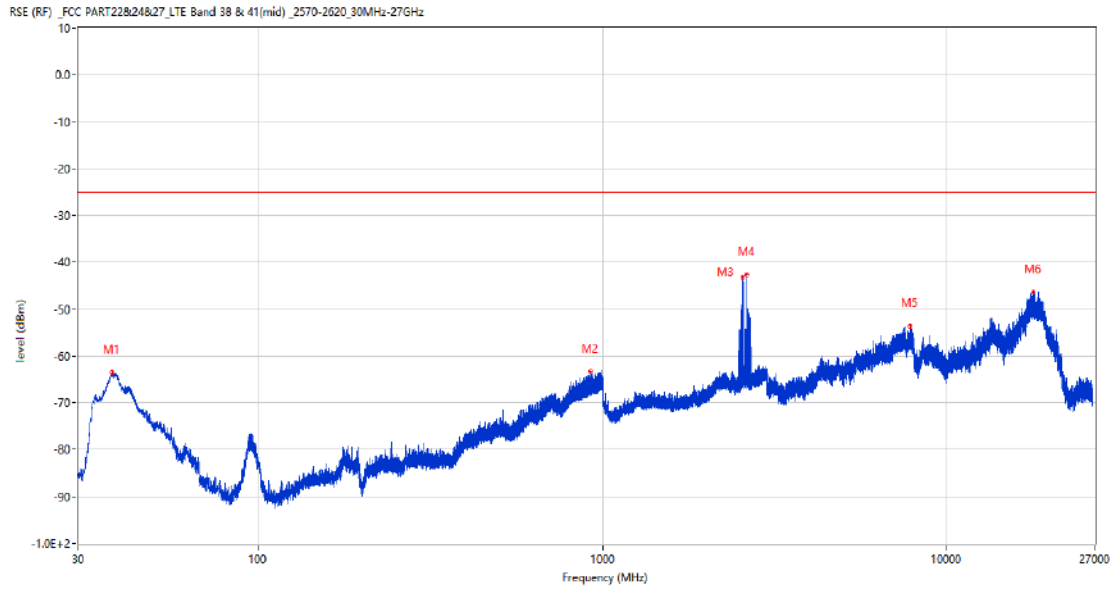
Frequency (MHz)	Result (dBm)	Factor (dB)	PK Limit (dBm)	Margin (dB)	Table (o)	ANT	EUT	Verdict
95.281	-73.27	-20.23	-25.0	48.27	45.00	Horizontal	Vertical	Pass
986.129	-62.88	5.14	-25.0	37.88	185.00	Horizontal	Vertical	Pass
2557.000	-48.33	-10.57	-25.0	23.33	350.00	Horizontal	Vertical	Pass
2634.100	-48.65	-9.90	-25.0	23.65	360.00	Horizontal	Vertical	Pass
7853.750	-53.02	0.80	-25.0	28.02	199.00	Horizontal	Vertical	Pass
17575.537	-46.70	10.96	-25.0	21.70	319.00	Horizontal	Vertical	Pass

RSE-V&V LTE Band 41 BW5 CH40765



Frequency (MHz)	Result (dBm)	Factor (dB)	PK Limit (dBm)	Margin (dB)	Table (o)	ANT	EUT	Verdict
38.197	-63.52	-18.88	-25.0	38.52	59.00	Vertical	Vertical	Pass
882.630	-64.09	3.26	-25.0	39.09	135.00	Vertical	Vertical	Pass
2547.300	-46.22	-9.82	-25.0	21.22	262.00	Vertical	Vertical	Pass
2626.900	-40.97	-9.89	-25.0	15.97	131.00	Vertical	Vertical	Pass
7490.000	-53.46	0.85	-25.0	28.46	176.00	Vertical	Vertical	Pass
17733.038	-46.52	10.50	-25.0	21.52	97.00	Vertical	Vertical	Pass

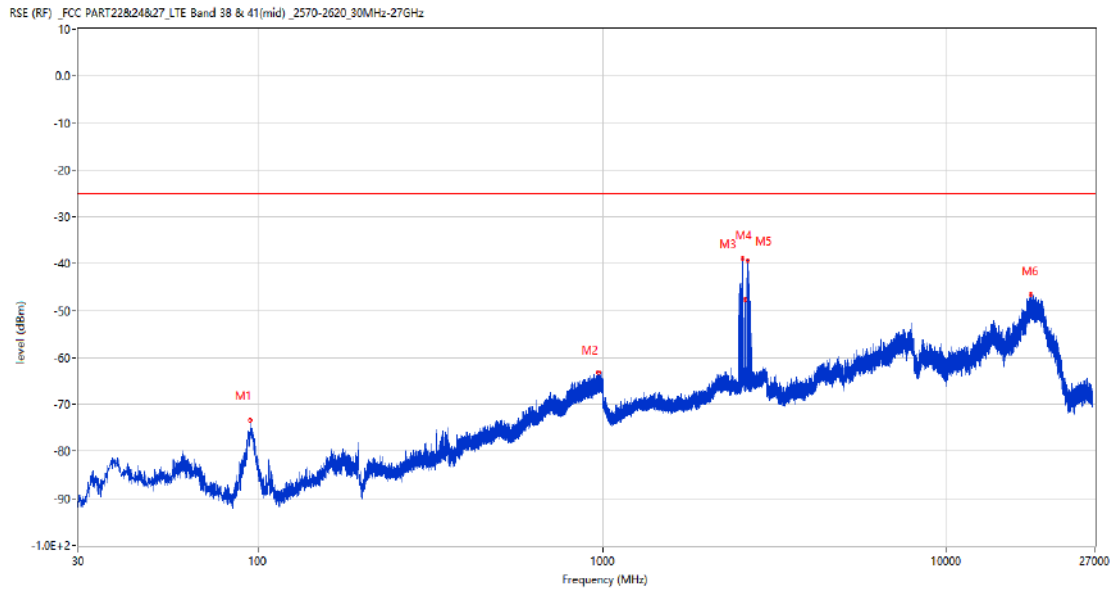
RSE-V&H LTE Band 41 BW5 CH40765



Frequency (MHz)	Result (dBm)	Factor (dB)	PK Limit (dBm)	Margin (dB)	Table (o)	ANT	EUT	Verdict
37.663	-63.48	-18.91	-25.0	38.48	67.00	Vertical	Horizontal	Pass
921.624	-63.42	3.78	-25.0	38.42	320.00	Vertical	Horizontal	Pass
2560.600	-43.32	-9.72	-25.0	18.32	145.00	Vertical	Horizontal	Pass
2634.500	-42.69	-9.95	-25.0	17.69	145.00	Vertical	Horizontal	Pass
7854.750	-53.54	0.85	-25.0	28.54	212.00	Vertical	Horizontal	Pass
17862.449	-46.33	10.82	-25.0	21.33	94.00	Vertical	Horizontal	Pass

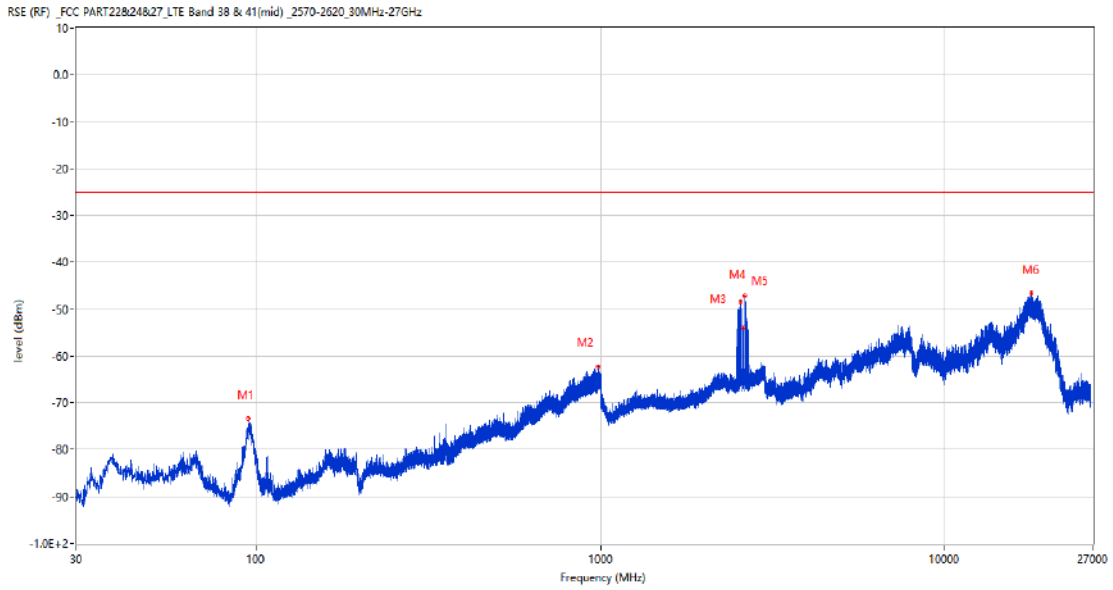
19.2 LTE Band 41 BW10, Middle Channel

RSE-H&H LTE Band 41 BW10 CH40765



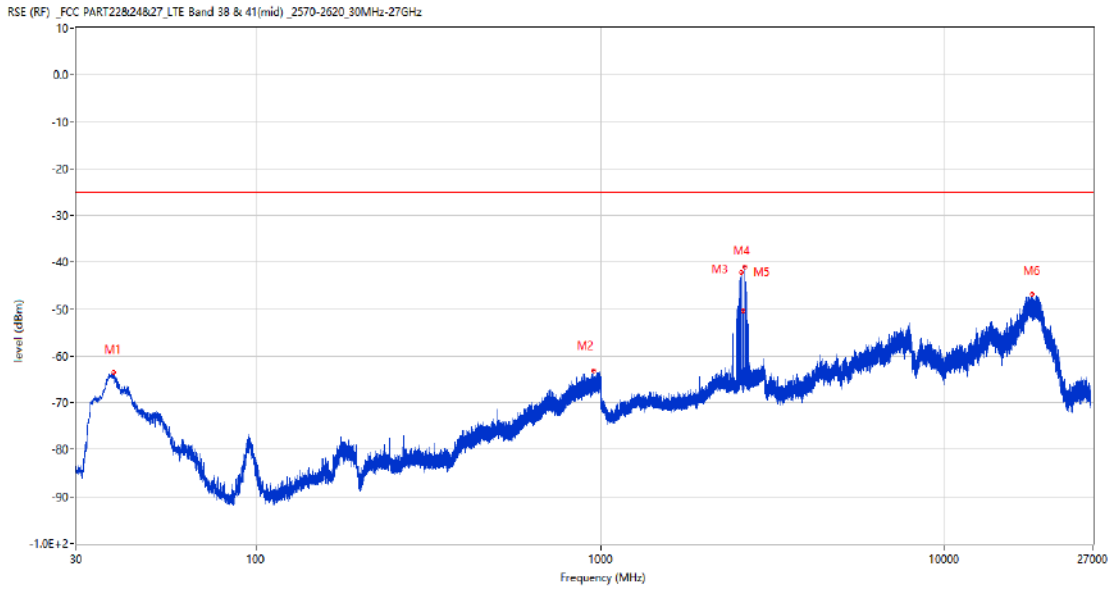
Frequency (MHz)	Result (dBm)	Factor (dB)	PK Limit (dBm)	Margin (dB)	Table (o)	ANT	EUT	Verdict
94.844	-73.36	-20.18	-25.0	48.36	51.00	Horizontal	Horizontal	Pass
973.858	-63.21	4.75	-25.0	38.21	360.00	Horizontal	Horizontal	Pass
2553.200	-38.96	-10.21	-25.0	13.96	159.00	Horizontal	Horizontal	Pass
2603.200	-47.51	-9.82	-25.0	22.51	159.00	Horizontal	Horizontal	N/A
2639.500	-39.23	-10.69	-25.0	14.23	154.00	Horizontal	Horizontal	Pass
17541.675	-46.50	11.02	-25.0	21.50	355.00	Horizontal	Horizontal	Pass

RSE-H&V LTE Band 41 BW10 CH40765



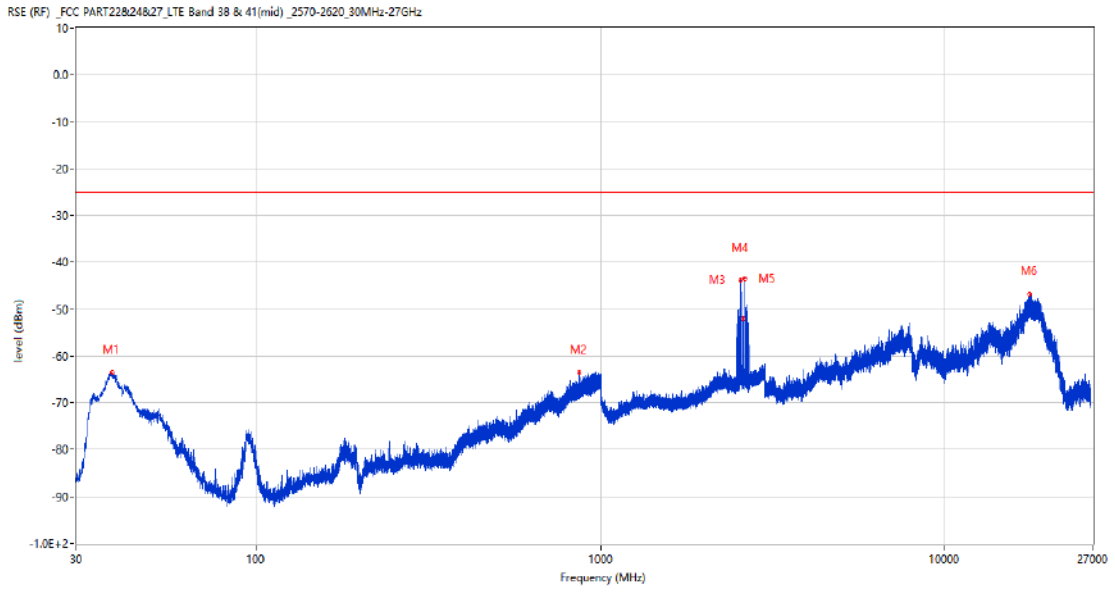
Frequency (MHz)	Result (dBm)	Factor (dB)	PK Limit (dBm)	Margin (dB)	Table (o)	ANT	EUT	Verdict
94.941	-73.34	-20.19	-25.0	48.34	57.00	Horizontal	Vertical	Pass
984.334	-62.34	5.07	-25.0	37.34	136.00	Horizontal	Vertical	Pass
2550.500	-48.35	-9.69	-25.0	23.35	173.00	Horizontal	Vertical	Pass
2603.000	-54.11	-9.82	-25.0	29.11	143.00	Horizontal	Vertical	N/A
2625.800	-47.18	-9.84	-25.0	22.18	134.00	Horizontal	Vertical	Pass
17833.839	-46.58	10.78	-25.0	21.58	289.00	Horizontal	Vertical	Pass

RSE-V&V LTE Band 41 BW10 CH40765



Frequency (MHz)	Result (dBm)	Factor (dB)	PK Limit (dBm)	Margin (dB)	Table (o)	ANT	EUT	Verdict
38.439	-63.59	-18.90	-25.0	38.59	57.00	Vertical	Vertical	Pass
953.925	-63.08	4.34	-25.0	38.08	324.00	Vertical	Vertical	Pass
2563.700	-42.26	-8.78	-25.0	17.26	140.00	Vertical	Vertical	Pass
2603.200	-50.33	-9.82	-25.0	25.33	71.00	Vertical	Vertical	N/A
2633.800	-41.01	-9.86	-25.0	16.01	144.00	Vertical	Vertical	Pass
17978.474	-46.78	10.15	-25.0	21.78	7.00	Vertical	Vertical	Pass

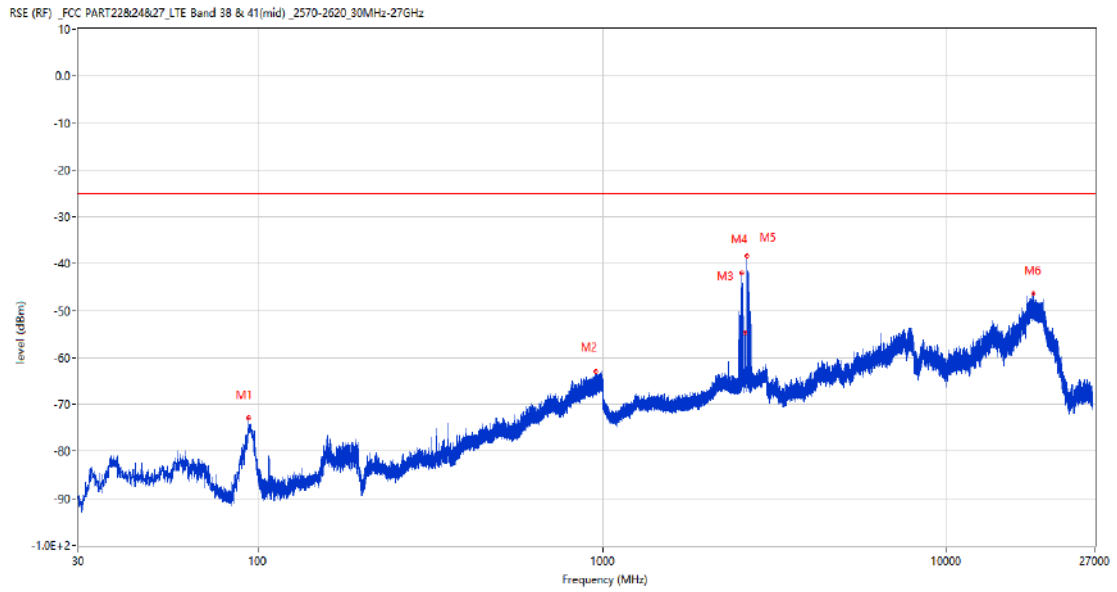
RSE-V&H LTE Band 41 BW10 CH40765



Frequency (MHz)	Result (dBm)	Factor (dB)	PK Limit (dBm)	Margin (dB)	Table (o)	ANT	EUT	Verdict
38.148	-63.52	-18.87	-25.0	38.52	89.00	Vertical	Horizontal	Pass
866.043	-63.62	2.88	-25.0	38.62	225.00	Vertical	Horizontal	Pass
2559.700	-43.93	-9.97	-25.0	18.93	142.00	Vertical	Horizontal	Pass
2603.200	-51.92	-9.82	-25.0	26.92	142.00	Vertical	Horizontal	N/A
2626.700	-43.45	-9.86	-25.0	18.45	153.00	Vertical	Horizontal	Pass
17709.677	-46.85	10.49	-25.0	21.85	18.00	Vertical	Horizontal	Pass

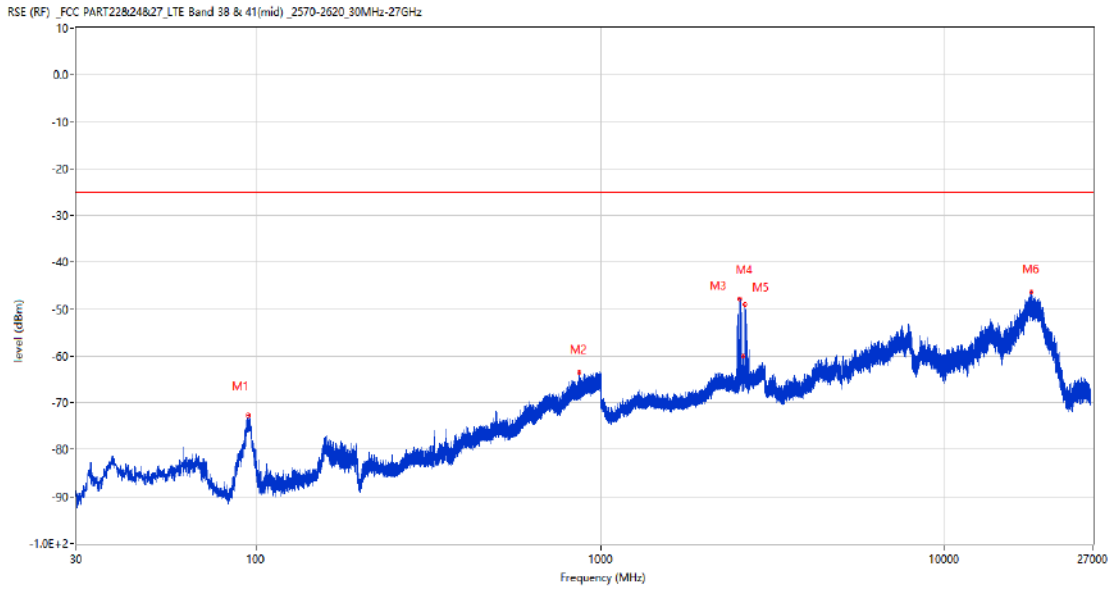
19.3 LTE Band 41 BW15, Middle Channel

RSE-H&H LTE Band 41 BW15 CH40765



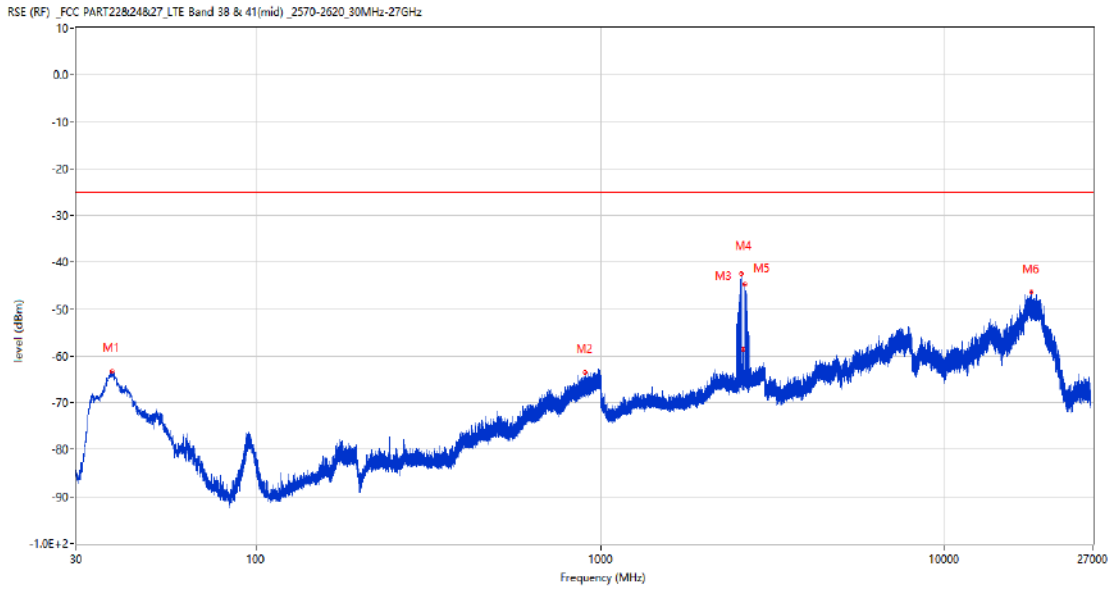
Frequency (MHz)	Result (dBm)	Factor (dB)	PK Limit (dBm)	Margin (dB)	Table (o)	ANT	EUT	Verdict
93.584	-72.93	-20.01	-25.0	47.93	40.00	Horizontal	Horizontal	Pass
954.847	-62.97	4.34	-25.0	37.97	360.00	Horizontal	Horizontal	Pass
2535.100	-42.08	-11.36	-25.0	17.08	186.00	Horizontal	Horizontal	Pass
2600.900	-54.65	-9.82	-25.0	29.65	181.00	Horizontal	Horizontal	N/A
2627.800	-38.22	-10.00	-25.0	13.22	156.00	Horizontal	Horizontal	N/A
17851.949	-46.38	10.93	-25.0	21.38	179.00	Horizontal	Horizontal	Pass

RSE-H&V LTE Band 41 BW15 CH40765



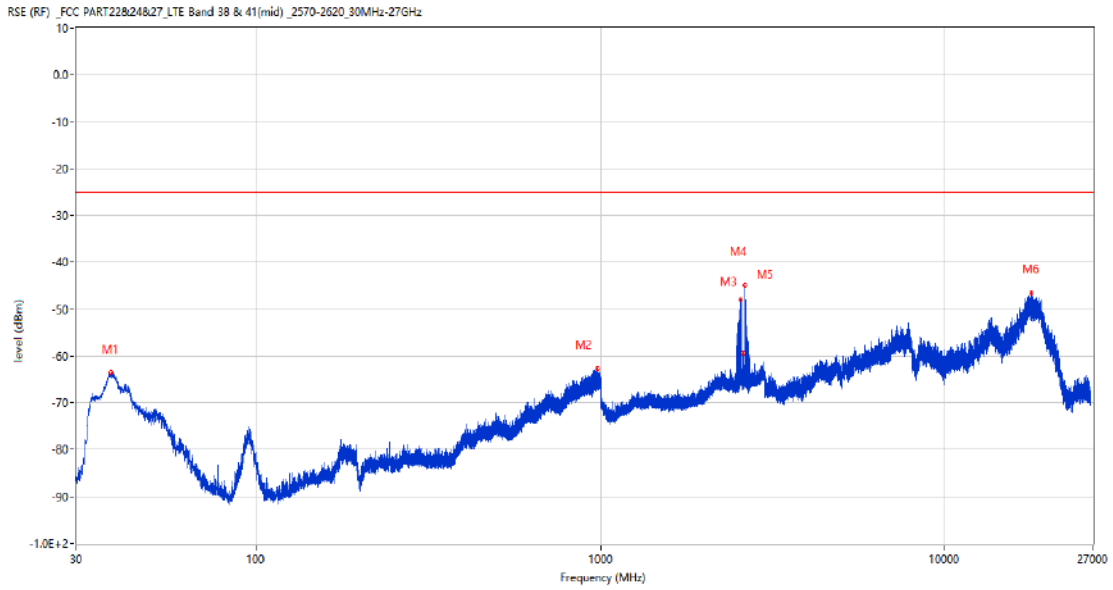
Frequency (MHz)	Result (dBm)	Factor (dB)	PK Limit (dBm)	Margin (dB)	Table (o)	ANT	EUT	Verdict
94.796	-72.73	-20.18	-25.0	47.73	69.00	Horizontal	Vertical	Pass
866.674	-63.60	2.91	-25.0	38.60	299.00	Horizontal	Vertical	Pass
2543.000	-47.72	-10.85	-25.0	22.72	145.00	Horizontal	Vertical	Pass
2600.600	-60.02	-9.82	-25.0	35.02	145.00	Horizontal	Vertical	N/A
2624.100	-49.13	-9.84	-25.0	24.13	0.00	Horizontal	Vertical	N/A
17858.251	-46.37	10.86	-25.0	21.37	115.00	Horizontal	Vertical	Pass

RSE-V&V LTE Band 41 BW15 CH40765



Frequency (MHz)	Result (dBm)	Factor (dB)	PK Limit (dBm)	Margin (dB)	Table (o)	ANT	EUT	Verdict
38.051	-63.24	-18.85	-25.0	38.24	53.00	Vertical	Vertical	Pass
900.575	-63.60	3.53	-25.0	38.60	57.00	Vertical	Vertical	Pass
2560.800	-42.44	-9.64	-25.0	17.44	140.00	Vertical	Vertical	Pass
2601.000	-58.63	-9.82	-25.0	33.63	145.00	Vertical	Vertical	N/A
2626.900	-44.72	-9.89	-25.0	19.72	151.00	Vertical	Vertical	N/A
17848.537	-46.32	10.93	-25.0	21.32	232.00	Vertical	Vertical	Pass

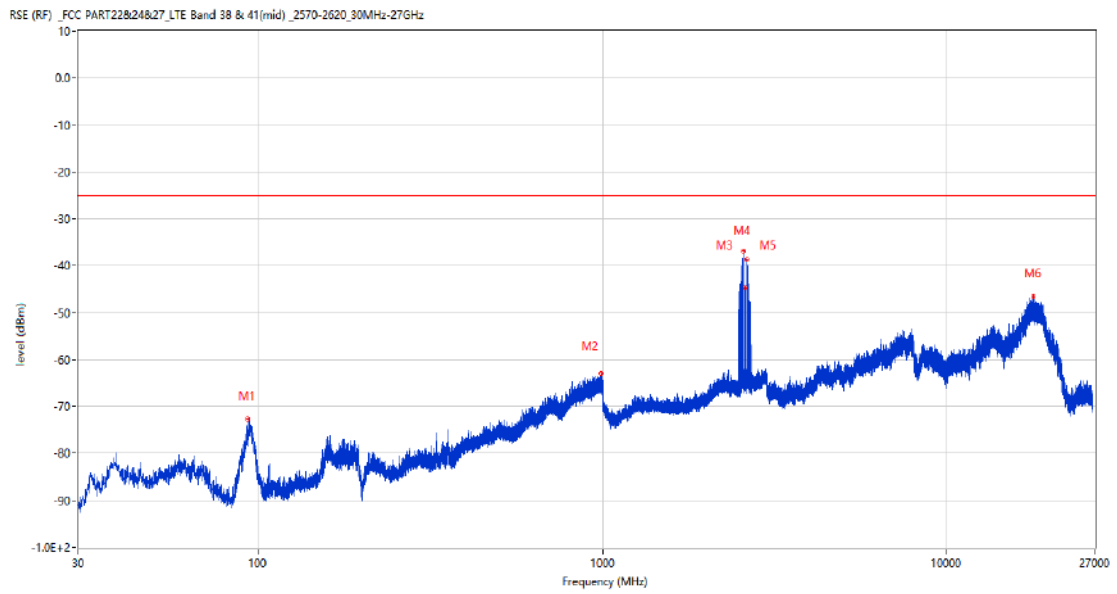
RSE-V&H LTE Band 41 BW15 CH40765



Frequency (MHz)	Result (dBm)	Factor (dB)	PK Limit (dBm)	Margin (dB)	Table (o)	ANT	EUT	Verdict
37.809	-63.60	-18.88	-25.0	38.60	70.00	Vertical	Horizontal	Pass
981.764	-62.73	5.01	-25.0	37.73	235.00	Vertical	Horizontal	Pass
2548.900	-48.04	-9.64	-25.0	23.04	354.00	Vertical	Horizontal	Pass
2600.900	-59.46	-9.82	-25.0	34.46	147.00	Vertical	Horizontal	N/A
2627.700	-44.96	-9.99	-25.0	19.96	137.00	Vertical	Horizontal	N/A
17859.301	-46.47	10.85	-25.0	21.47	114.00	Vertical	Horizontal	Pass

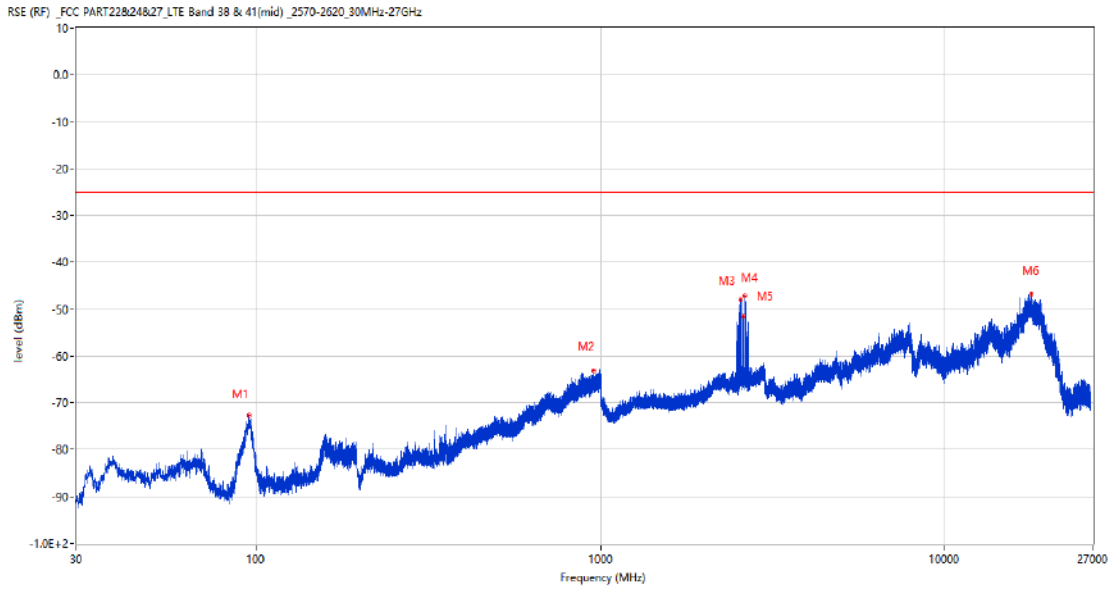
19.4 LTE Band 41 BW20, Middle Channel

RSE-H&H LTE Band 41 BW20 CH40765



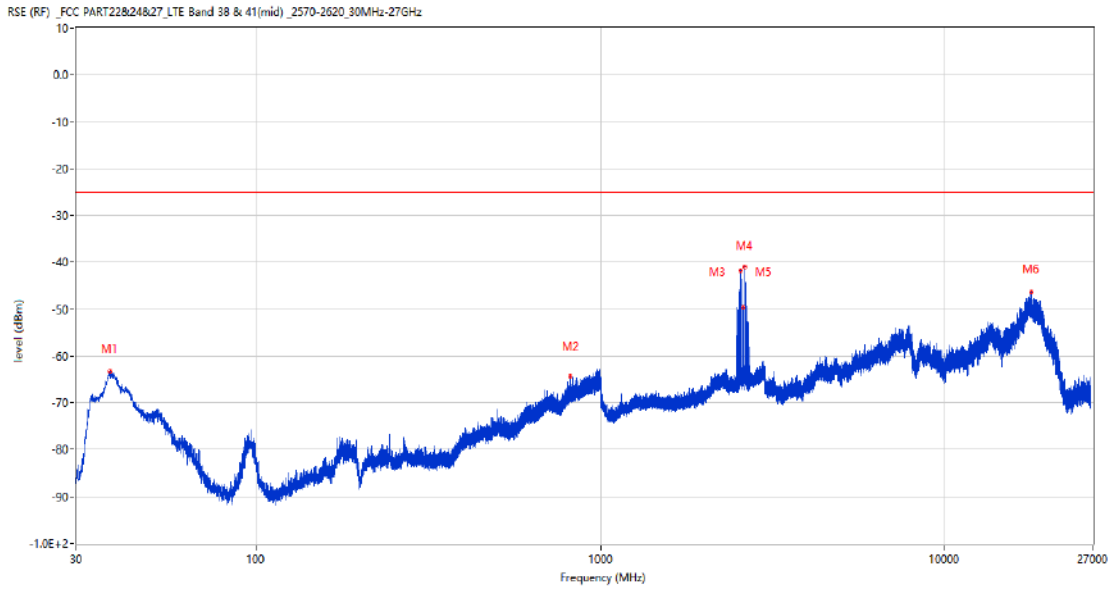
Frequency (MHz)	Result (dBm)	Factor (dB)	PK Limit (dBm)	Margin (dB)	Table (o)	ANT	EUT	Verdict
92.953	-72.68	-19.92	-25.0	47.68	252.00	Horizontal	Horizontal	Pass
991.513	-63.00	5.12	-25.0	38.00	360.00	Horizontal	Horizontal	Pass
2562.200	-36.75	-9.00	-25.0	11.75	163.00	Horizontal	Horizontal	N/A
2598.800	-44.71	-9.79	-25.0	19.71	173.00	Horizontal	Horizontal	N/A
2632.500	-38.74	-9.76	-25.0	13.74	152.00	Horizontal	Horizontal	N/A
17870.062	-46.58	10.73	-25.0	21.58	187.00	Horizontal	Horizontal	Pass

RSE-H&V LTE Band 41 BW20 CH40765



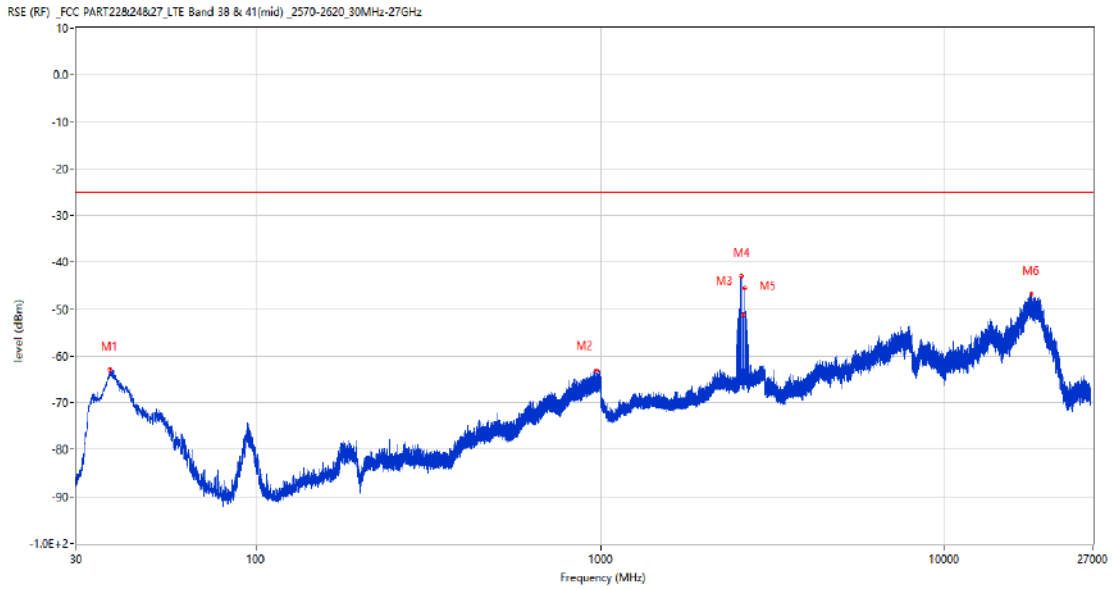
Frequency (MHz)	Result (dBm)	Factor (dB)	PK Limit (dBm)	Margin (dB)	Table (o)	ANT	EUT	Verdict
95.475	-72.71	-20.25	-25.0	47.71	48.00	Horizontal	Vertical	Pass
958.047	-63.17	4.43	-25.0	38.17	273.00	Horizontal	Vertical	Pass
2560.200	-47.90	-9.83	-25.0	22.90	37.00	Horizontal	Vertical	N/A
2598.800	-51.59	-9.79	-25.0	26.59	145.00	Horizontal	Vertical	N/A
2628.400	-47.14	-10.07	-25.0	22.14	2.00	Horizontal	Vertical	N/A
17850.900	-46.79	10.94	-25.0	21.79	95.00	Horizontal	Vertical	Pass

RSE-V&V LTE Band 41 BW20 CH40765



Frequency (MHz)	Result (dBm)	Factor (dB)	PK Limit (dBm)	Margin (dB)	Table (o)	ANT	EUT	Verdict
37.566	-63.43	-18.93	-25.0	38.43	71.00	Vertical	Vertical	Pass
817.252	-64.43	2.00	-25.0	39.43	284.00	Vertical	Vertical	Pass
2553.600	-41.80	-10.28	-25.0	16.80	18.00	Vertical	Vertical	N/A
2598.700	-49.75	-9.78	-25.0	24.75	81.00	Vertical	Vertical	N/A
2626.500	-40.87	-9.84	-25.0	15.87	12.00	Vertical	Vertical	N/A
17835.938	-46.30	10.80	-25.0	21.30	84.00	Vertical	Vertical	Pass

RSE-V&H LTE Band 41 BW20 CH40765

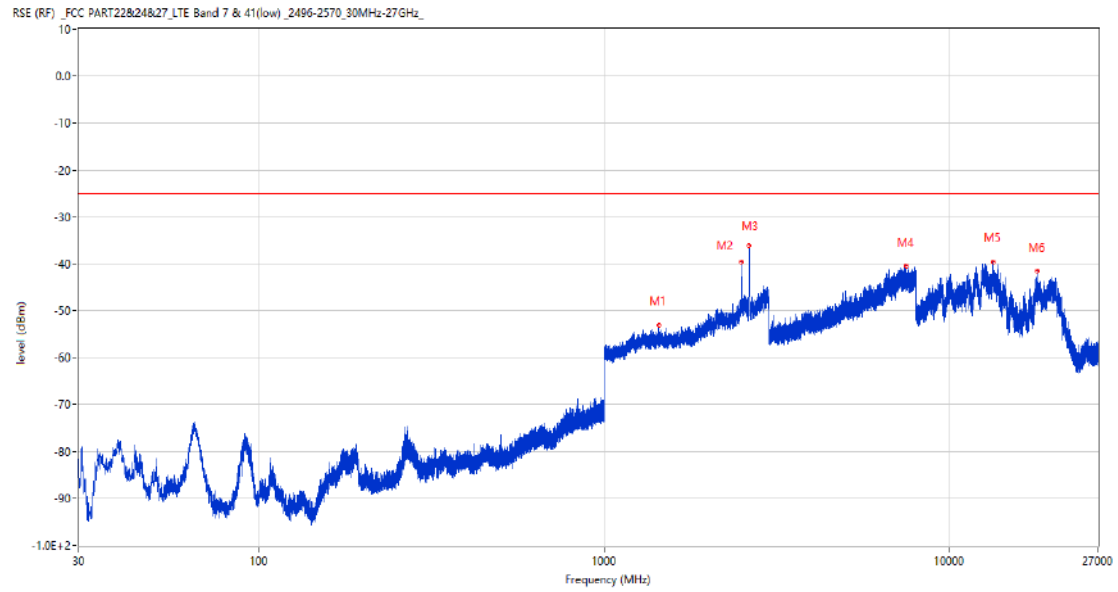


Frequency (MHz)	Result (dBm)	Factor (dB)	PK Limit (dBm)	Margin (dB)	Table (o)	ANT	EUT	Verdict
37.663	-62.93	-18.91	-25.0	37.93	79.00	Vertical	Horizontal	Pass
972.646	-63.02	4.78	-25.0	38.02	20.00	Vertical	Horizontal	Pass
2563.600	-43.14	-8.78	-25.0	18.14	145.00	Vertical	Horizontal	N/A
2598.700	-51.11	-9.78	-25.0	26.11	141.00	Vertical	Horizontal	N/A
2628.900	-45.57	-10.06	-25.0	20.57	27.00	Vertical	Horizontal	N/A
17841.187	-46.72	10.86	-25.0	21.72	253.00	Vertical	Horizontal	Pass

20 CA_7C

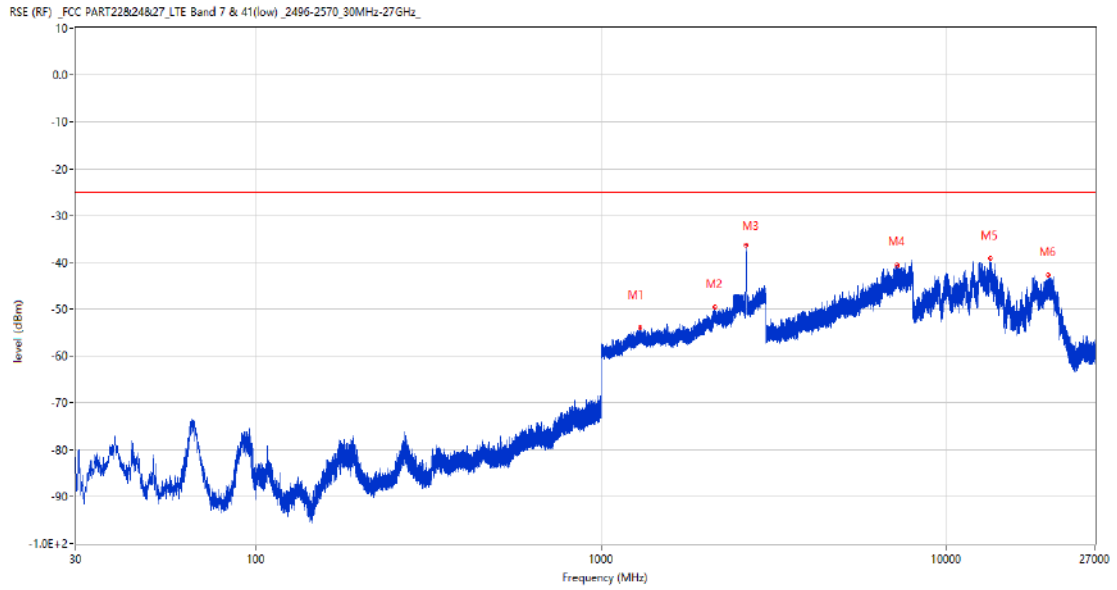
20.1 CA_7C 20MHz+10MHz, QPSK, Low Channel

RSE-H&H CH20850 20M RB1 LOW CH20994 10M RB1 HIGH



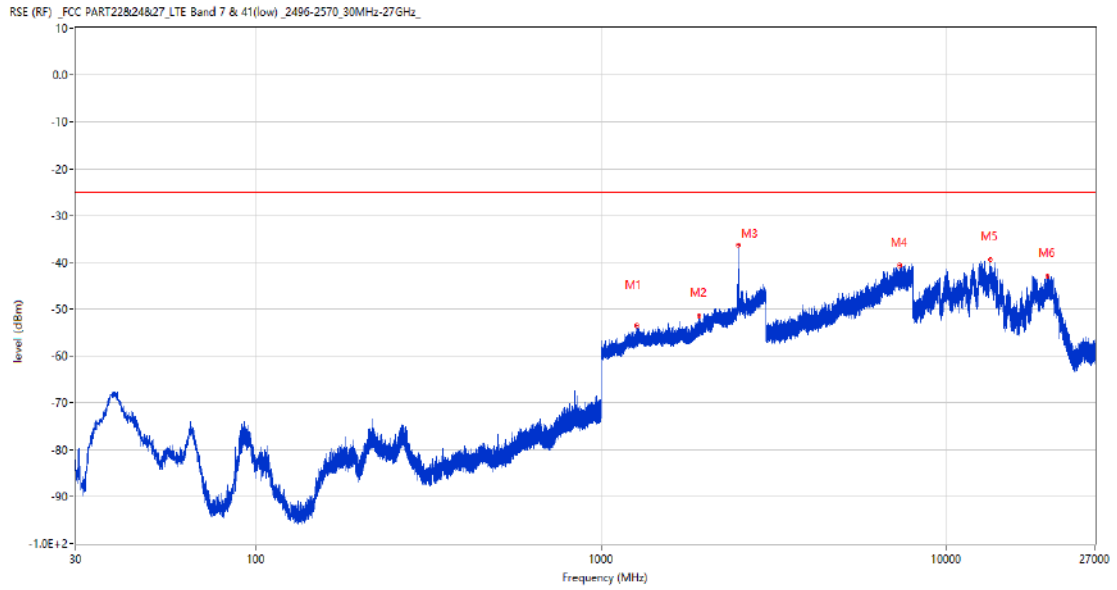
Frequency (MHz)	Result (dBm)	Factor (dB)	PK Limit (dBm)	Margin (dB)	Table (o)	ANT	EUT	Verdict
1440.200	-53.00	-1.28	-25.0	28.00	130.00	Horizontal	Horizontal	Pass
2501.800	-39.68	6.88	-25.0	14.68	163.00	Horizontal	Horizontal	N/A
2626.000	-36.06	5.52	-25.0	11.06	136.00	Horizontal	Horizontal	N/A
7509.750	-40.54	13.67	-25.0	15.54	54.00	Horizontal	Horizontal	Pass
13368.188	-39.52	16.71	-25.0	14.52	134.00	Horizontal	Horizontal	Pass
17964.825	-41.57	13.72	-25.0	16.57	3.00	Horizontal	Horizontal	Pass

RSE-H&V CH20850 20M RB1 LOW CH20994 10M RB1 HIGH



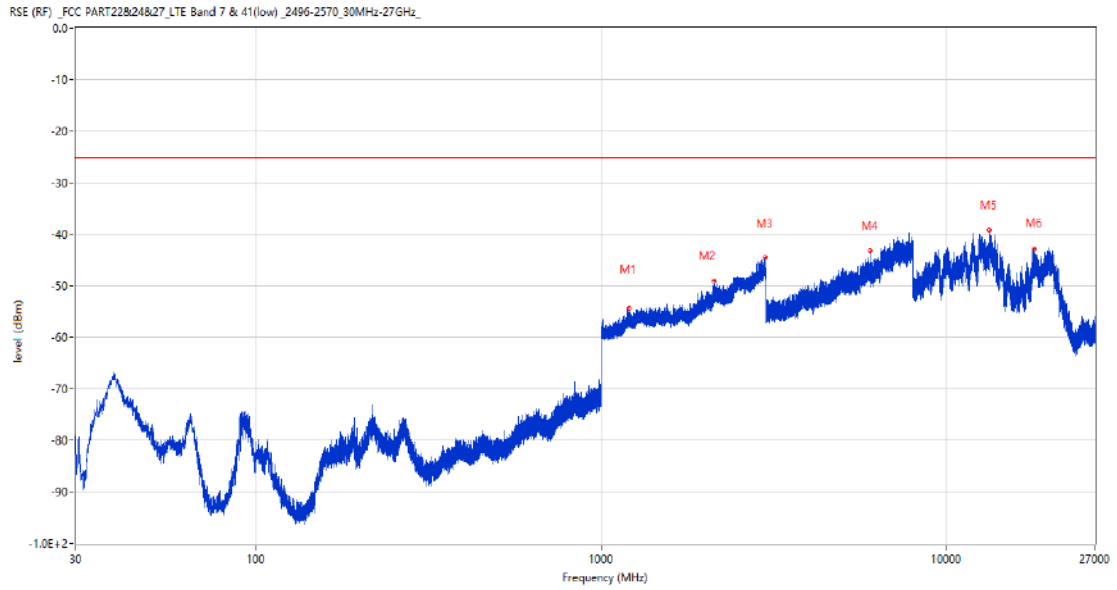
Frequency (MHz)	Result (dBm)	Factor (dB)	PK Limit (dBm)	Margin (dB)	Table (o)	ANT	EUT	Verdict
1296.100	-53.85	-1.08	-25.0	28.85	1.00	Horizontal	Vertical	Pass
2132.200	-49.64	3.24	-25.0	24.64	227.00	Horizontal	Vertical	Pass
2623.200	-36.34	5.32	-25.0	11.34	14.00	Horizontal	Vertical	N/A
7204.750	-40.55	14.19	-25.0	15.55	210.00	Horizontal	Vertical	Pass
13377.112	-39.27	16.79	-25.0	14.27	180.00	Horizontal	Vertical	Pass
19738.800	-42.68	12.94	-25.0	17.68	360.00	Horizontal	Vertical	Pass

RSE-V&V CH20850 20M RB1 LOW CH20994 10M RB1 HIGH



Frequency (MHz)	Result (dBm)	Factor (dB)	PK Limit (dBm)	Margin (dB)	Table (o)	ANT	EUT	Verdict
1266.800	-53.43	-1.48	-25.0	28.43	1.00	Vertical	Vertical	Pass
1925.500	-51.51	0.46	-25.0	26.51	1.00	Vertical	Vertical	Pass
2501.900	-36.34	6.88	-25.0	11.34	110.00	Vertical	Vertical	N/A
7349.500	-40.57	14.39	-25.0	15.57	199.00	Vertical	Vertical	Pass
13377.112	-39.43	16.79	-25.0	14.43	297.00	Vertical	Vertical	Pass
19677.151	-42.85	12.94	-25.0	17.85	180.00	Vertical	Vertical	Pass

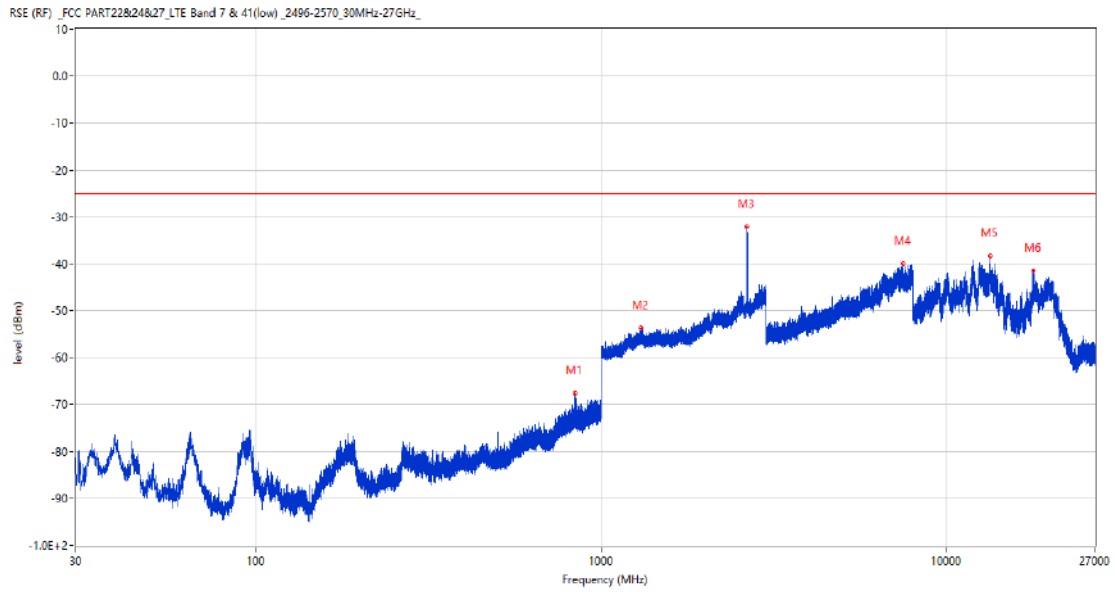
RSE-V&H CH20850 20M RB1 LOW CH20994 10M RB1 HIGH



Frequency (MHz)	Result (dBm)	Factor (dB)	PK Limit (dBm)	Margin (dB)	Table (o)	ANT	EUT	Verdict
1202.300	-54.30	-1.38	-25.0	29.30	146.00	Vertical	Horizontal	Pass
2125.200	-49.14	3.08	-25.0	24.14	114.00	Vertical	Horizontal	Pass
2981.400	-44.49	9.69	-25.0	19.49	114.00	Vertical	Horizontal	Pass
6011.250	-43.27	11.04	-25.0	18.27	264.00	Vertical	Horizontal	Pass
13347.188	-39.26	16.43	-25.0	14.26	16.00	Vertical	Horizontal	Pass
17958.787	-42.74	13.87	-25.0	17.74	3.00	Vertical	Horizontal	Pass

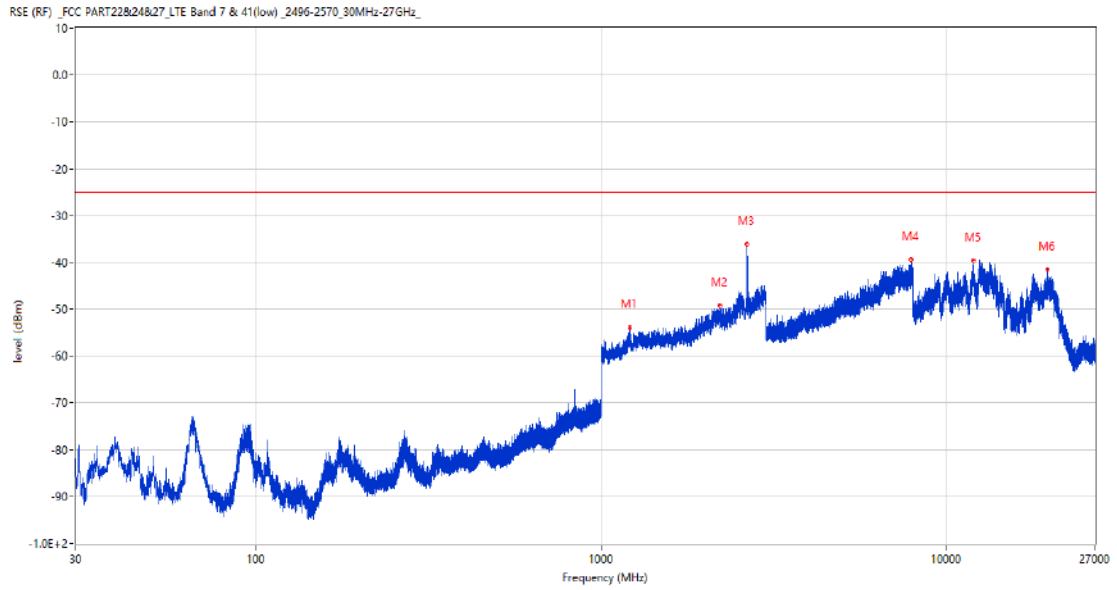
20.2 CA_7C 20MHz+10MHz, QPSK , Middle Channel

RSE-H&H CH21051 20M RB1 LOW CH21195 10M RB1 HIGH



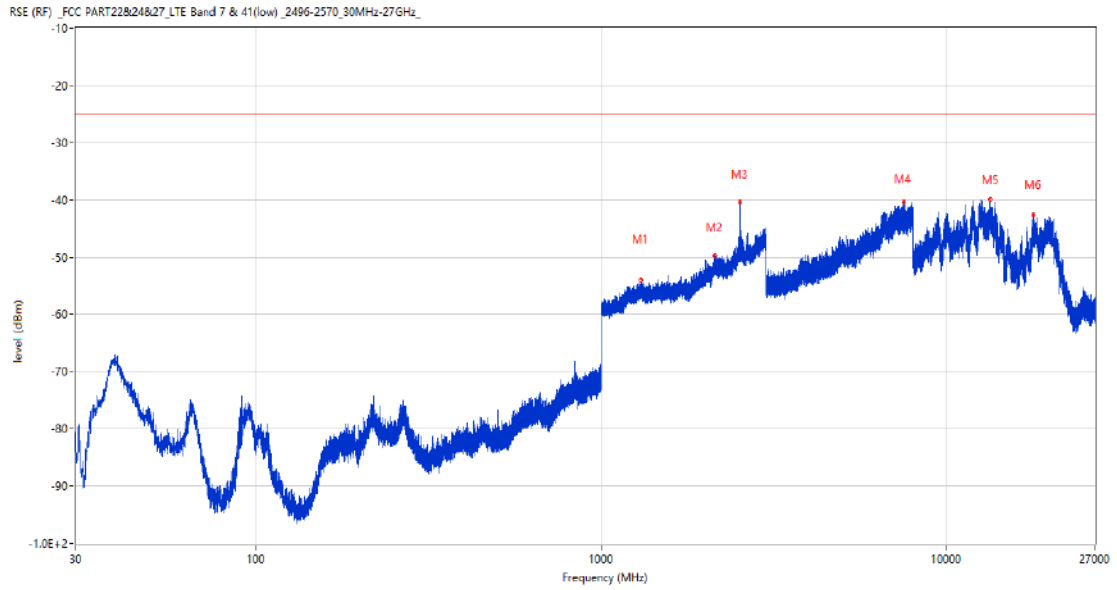
Frequency (MHz)	Result (dBm)	Factor (dB)	PK Limit (dBm)	Margin (dB)	Table (o)	ANT	EUT	Verdict
839.998	-67.66	-0.14	-25.0	42.66	148.00	Horizontal	Horizontal	Pass
1303.500	-53.68	-0.95	-25.0	28.68	105.00	Horizontal	Horizontal	Pass
2650.200	-32.06	6.92	-25.0	7.06	137.00	Horizontal	Horizontal	N/A
7499.000	-40.00	13.78	-25.0	15.00	352.00	Horizontal	Horizontal	Pass
13385.250	-38.33	16.87	-25.0	13.33	95.00	Horizontal	Horizontal	Pass
17943.038	-41.46	13.92	-25.0	16.46	95.00	Horizontal	Horizontal	Pass

RSE-H&V CH21051 20M RB1 LOW CH21195 10M RB1 HIGH



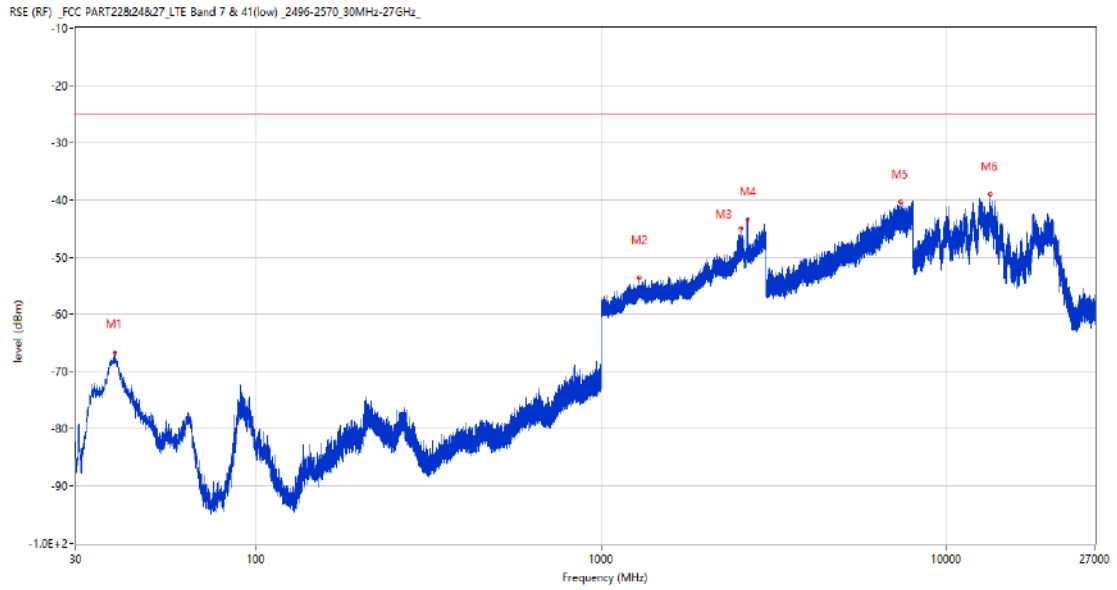
Frequency (MHz)	Result (dBm)	Factor (dB)	PK Limit (dBm)	Margin (dB)	Table (o)	ANT	EUT	Verdict
1209.000	-53.82	-1.76	-25.0	28.82	360.00	Horizontal	Vertical	Pass
2211.900	-49.22	3.25	-25.0	24.22	264.00	Horizontal	Vertical	Pass
2646.200	-36.13	6.97	-25.0	11.13	206.00	Horizontal	Vertical	N/A
7915.500	-39.39	14.54	-25.0	14.39	264.00	Horizontal	Vertical	Pass
12009.000	-39.62	13.54	-25.0	14.62	28.00	Horizontal	Vertical	Pass
19674.450	-41.48	12.94	-25.0	16.48	1.00	Horizontal	Vertical	Pass

RSE-V&V CH21051 20M RB1 LOW CH21195 10M RB1 HIGH



Frequency (MHz)	Result (dBm)	Factor (dB)	PK Limit (dBm)	Margin (dB)	Table (o)	ANT	EUT	Verdict
1306.000	-54.06	-0.91	-25.0	29.06	53.00	Vertical	Vertical	Pass
2133.100	-49.76	3.20	-25.0	24.76	123.00	Vertical	Vertical	Pass
2531.100	-40.44	7.21	-25.0	15.44	129.00	Vertical	Vertical	N/A
7532.250	-40.44	13.20	-25.0	15.44	33.00	Vertical	Vertical	Pass
13414.388	-39.89	16.69	-25.0	14.89	3.00	Vertical	Vertical	Pass
17927.025	-42.67	13.54	-25.0	17.67	197.00	Vertical	Vertical	Pass

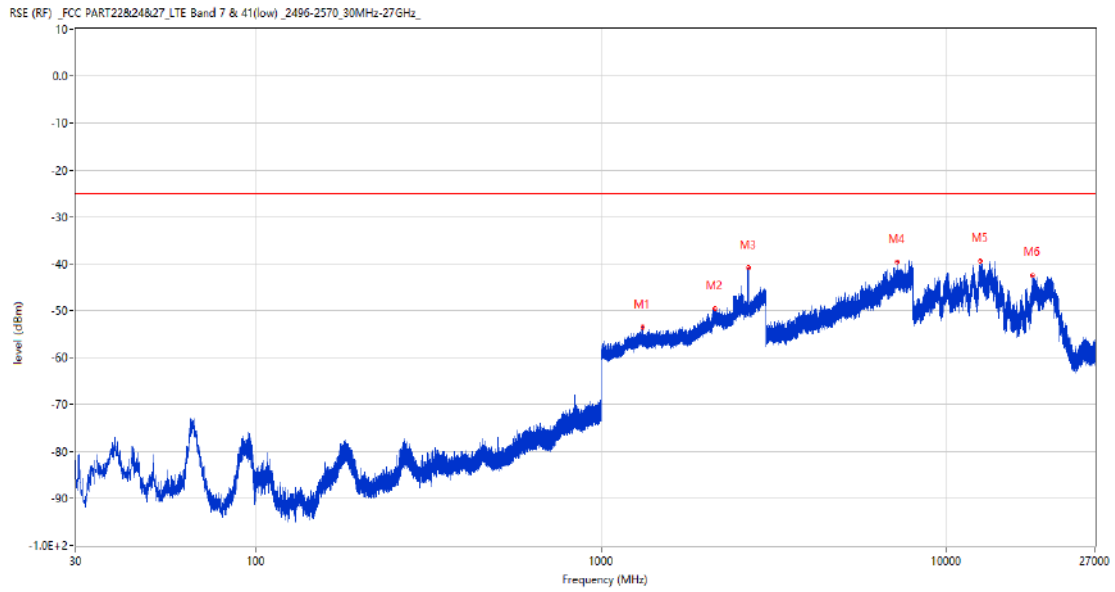
RSE-V&H CH21051 20M RB1 LOW CH21195 10M RB1 HIGH



Frequency (MHz)	Result (dBm)	Factor (dB)	PK Limit (dBm)	Margin (dB)	Table (o)	ANT	EUT	Verdict
38.972	-66.67	-19.81	-25.0	41.67	2.00	Vertical	Horizontal	Pass
1290.100	-53.61	-1.17	-25.0	28.61	157.00	Vertical	Horizontal	Pass
2537.500	-45.04	7.28	-25.0	20.04	53.00	Vertical	Horizontal	N/A
2652.000	-43.48	6.84	-25.0	18.48	46.00	Vertical	Horizontal	N/A
7394.500	-40.44	13.69	-25.0	15.44	40.00	Vertical	Horizontal	Pass
13359.000	-39.09	16.62	-25.0	14.09	34.00	Vertical	Horizontal	Pass

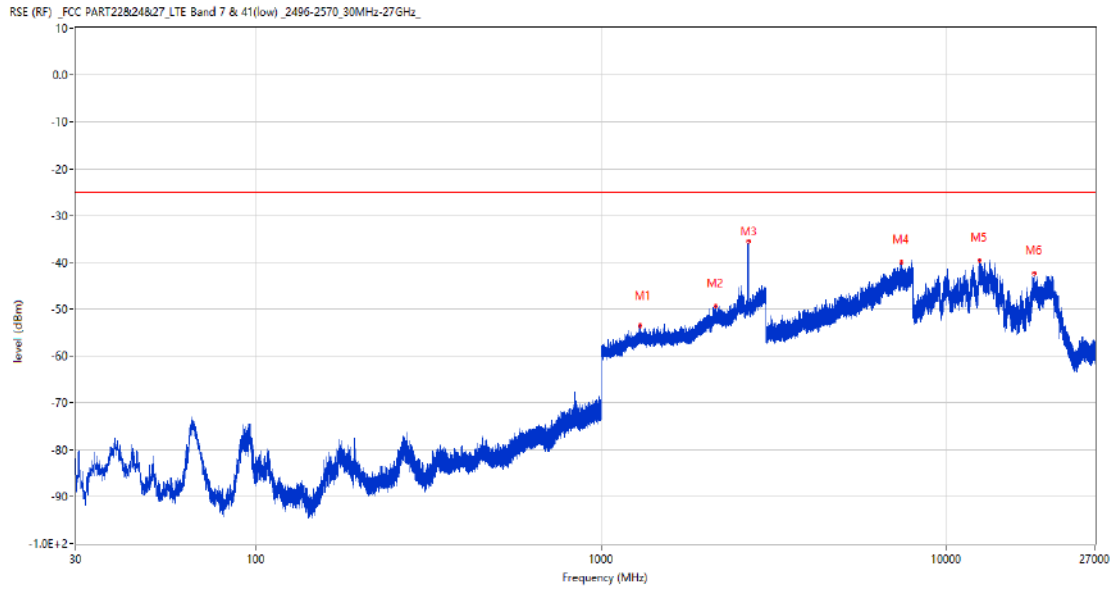
20.3 CA_7C 20MHz+10MHz, QPSK, High Channel

RSE-H&H CH21251 20M RB1 LOW CH21395 10M RB1 HIGH



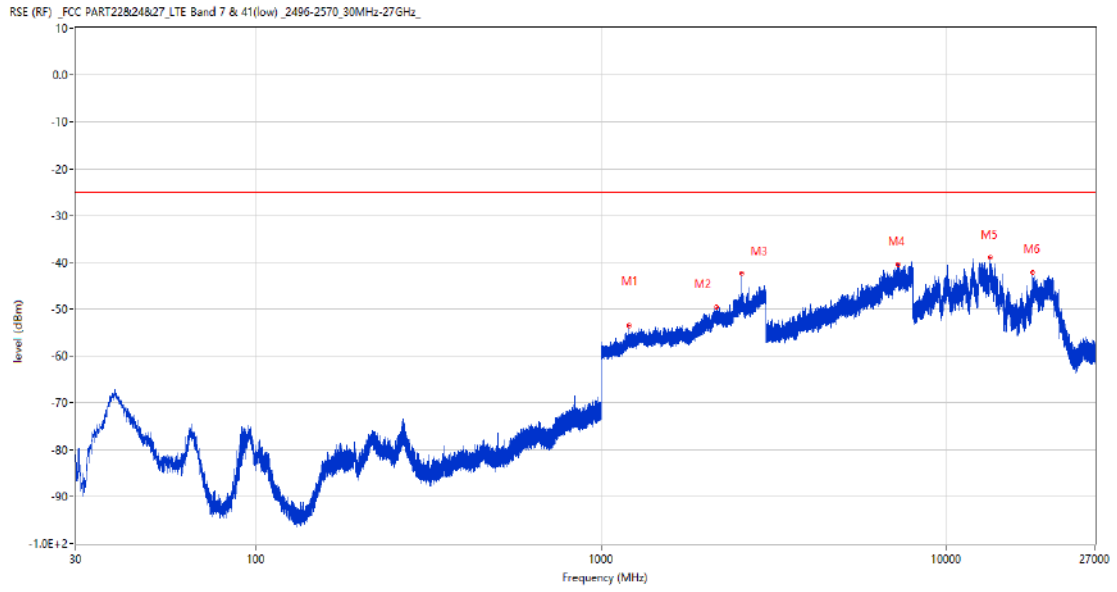
Frequency (MHz)	Result (dBm)	Factor (dB)	PK Limit (dBm)	Margin (dB)	Table (o)	ANT	EUT	Verdict
1321.800	-53.60	-0.99	-25.0	28.60	270.00	Horizontal	Horizontal	Pass
2132.600	-49.59	3.23	-25.0	24.59	1.00	Horizontal	Horizontal	Pass
2679.000	-40.92	6.81	-25.0	15.92	1.00	Horizontal	Horizontal	N/A
7216.500	-39.65	13.89	-25.0	14.65	121.00	Horizontal	Horizontal	Pass
12545.750	-39.49	13.99	-25.0	14.49	114.00	Horizontal	Horizontal	Pass
17808.636	-42.42	12.97	-25.0	17.42	238.00	Horizontal	Horizontal	Pass

RSE-H&V CH21251 20M RB1 LOW CH21395 10M RB1 HIGH



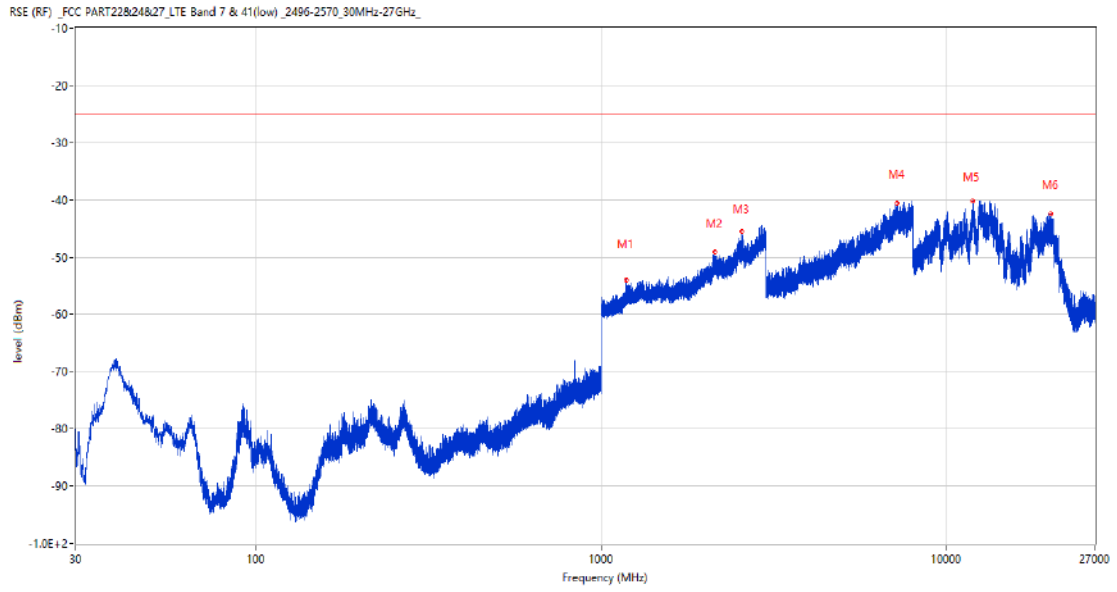
Frequency (MHz)	Result (dBm)	Factor (dB)	PK Limit (dBm)	Margin (dB)	Table (o)	ANT	EUT	Verdict
1298.500	-53.58	-1.09	-25.0	28.58	220.00	Horizontal	Vertical	Pass
2145.000	-49.31	3.34	-25.0	24.31	182.00	Horizontal	Vertical	Pass
2670.100	-35.54	6.67	-25.0	10.54	33.00	Horizontal	Vertical	N/A
7437.750	-39.95	13.88	-25.0	14.95	264.00	Horizontal	Vertical	Pass
12511.075	-39.52	14.54	-25.0	14.52	154.00	Horizontal	Vertical	Pass
17950.124	-42.26	14.09	-25.0	17.26	5.00	Horizontal	Vertical	Pass

RSE-V&V CH21251 20M RB1 LOW CH21395 10M RB1 HIGH



Frequency (MHz)	Result (dBm)	Factor (dB)	PK Limit (dBm)	Margin (dB)	Table (o)	ANT	EUT	Verdict
1201.100	-53.44	-1.27	-25.0	28.44	264.00	Vertical	Vertical	Pass
2157.800	-49.47	3.08	-25.0	24.47	328.00	Vertical	Vertical	Pass
2551.400	-42.23	7.42	-25.0	17.23	26.00	Vertical	Vertical	N/A
7243.250	-40.47	14.53	-25.0	15.47	97.00	Vertical	Vertical	Pass
13383.151	-39.03	16.85	-25.0	14.03	176.00	Vertical	Vertical	Pass
17813.625	-42.03	12.83	-25.0	17.03	199.00	Vertical	Vertical	Pass

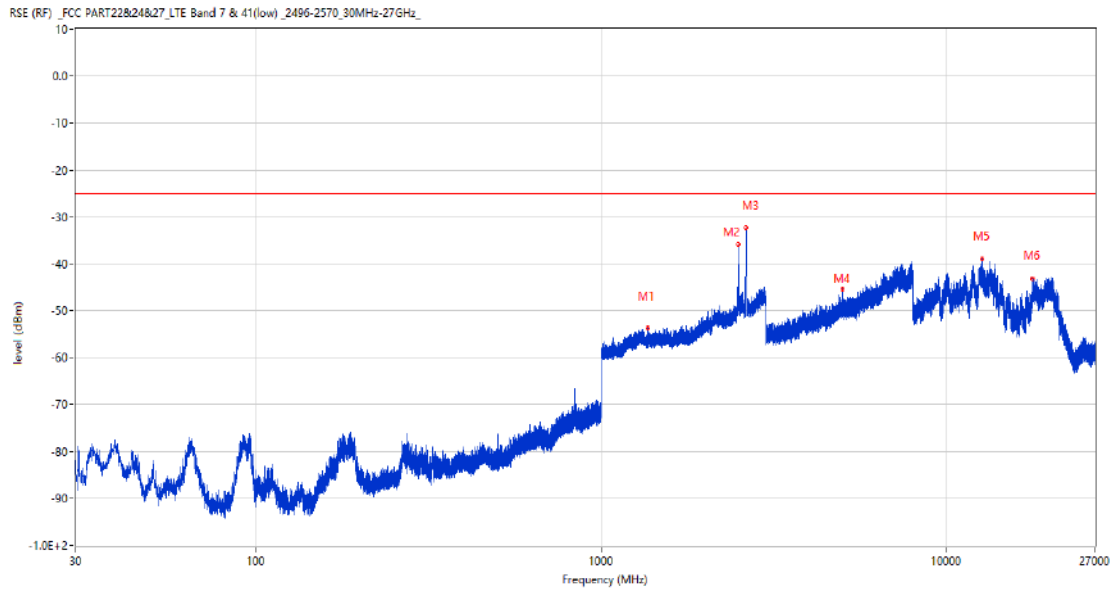
RSE-V&H CH21251 20M RB1 LOW CH21395 10M RB1 HIGH



Frequency (MHz)	Result (dBm)	Factor (dB)	PK Limit (dBm)	Margin (dB)	Table (o)	ANT	EUT	Verdict
1183.900	-53.95	-2.00	-25.0	28.95	100.00	Vertical	Horizontal	Pass
2128.400	-49.13	3.22	-25.0	24.13	1.00	Vertical	Horizontal	Pass
2554.100	-45.57	7.41	-25.0	20.57	7.00	Vertical	Horizontal	N/A
7222.750	-40.54	14.11	-25.0	15.54	316.00	Vertical	Horizontal	Pass
11903.313	-40.16	13.94	-25.0	15.16	176.00	Vertical	Horizontal	Pass
20080.802	-42.41	12.96	-25.0	17.41	1.00	Vertical	Horizontal	Pass

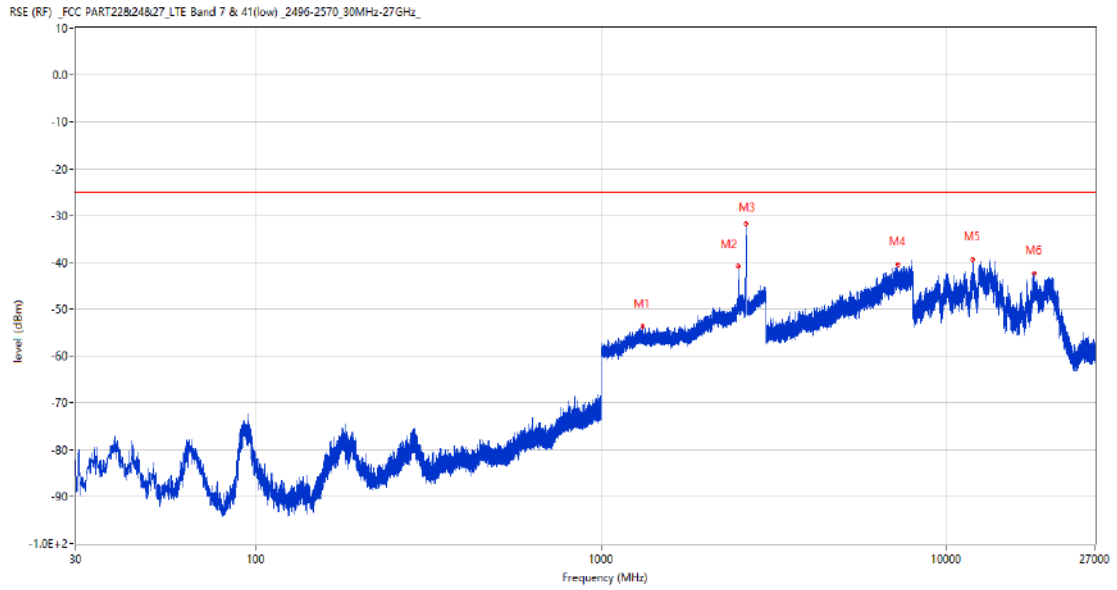
20.4 CA_7C 20MHz+20MHz, QPSK, Low Channel

RSE-H&H CH20850 20M RB1 LOW CH21048 20M RB1 HIGH



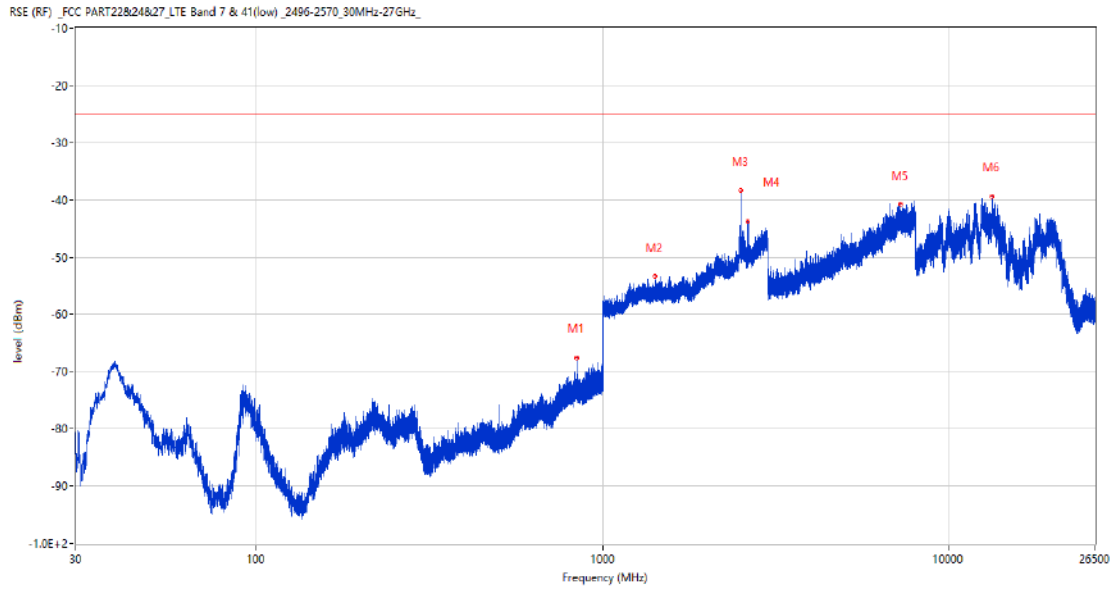
Frequency (MHz)	Result (dBm)	Factor (dB)	PK Limit (dBm)	Margin (dB)	Table (o)	ANT	EUT	Verdict
1369.200	-53.70	-1.61	-25.0	28.70	345.00	Horizontal	Horizontal	Pass
2501.900	-35.88	6.88	-25.0	10.88	132.00	Horizontal	Horizontal	N/A
2623.600	-32.26	5.35	-25.0	7.26	145.00	Horizontal	Horizontal	N/A
5002.750	-45.43	9.07	-25.0	20.43	157.00	Horizontal	Horizontal	Pass
12692.050	-39.04	14.71	-25.0	14.04	95.00	Horizontal	Horizontal	Pass
17794.464	-43.18	12.86	-25.0	18.18	186.00	Horizontal	Horizontal	Pass

RSE-H&V CH20850 20M RB1 LOW CH21048 20M RB1 HIGH



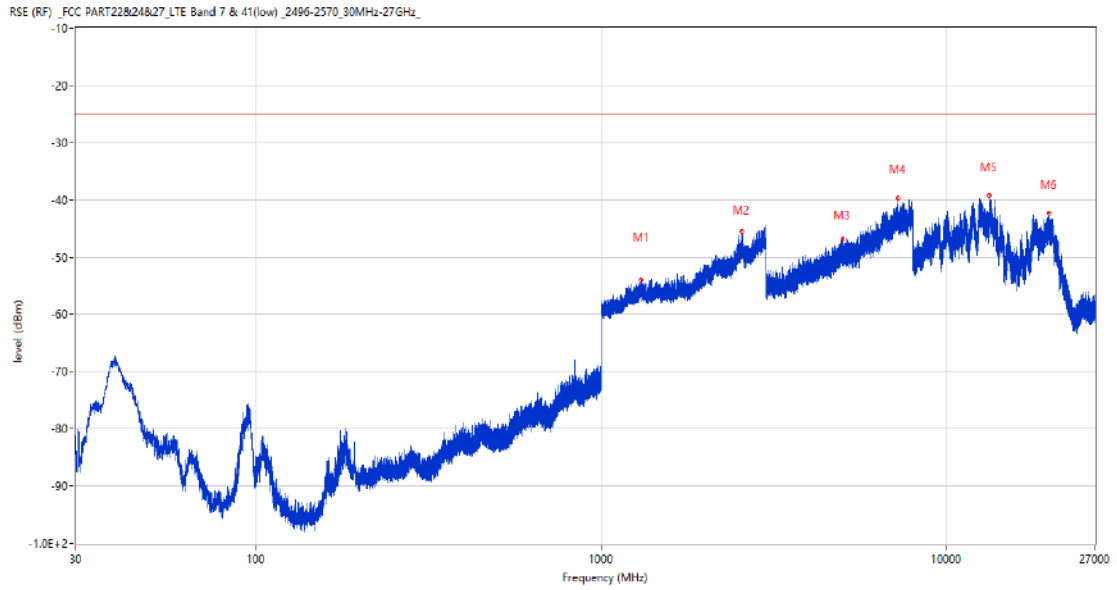
Frequency (MHz)	Result (dBm)	Factor (dB)	PK Limit (dBm)	Margin (dB)	Table (o)	ANT	EUT	Verdict
1319.800	-53.80	-1.08	-25.0	28.80	51.00	Horizontal	Vertical	Pass
2501.700	-40.90	6.88	-25.0	15.90	104.00	Horizontal	Vertical	N/A
2623.700	-31.80	5.36	-25.0	6.80	216.00	Horizontal	Vertical	N/A
7232.000	-40.35	14.31	-25.0	15.35	352.00	Horizontal	Vertical	Pass
11940.600	-39.49	14.00	-25.0	14.49	350.00	Horizontal	Vertical	Pass
17950.386	-42.34	14.08	-25.0	17.34	360.00	Horizontal	Vertical	Pass

RSE-V&V CH20850 20M RB1 LOW CH21048 20M RB1 HIGH



Frequency (MHz)	Result (dBm)	Factor (dB)	PK Limit (dBm)	Margin (dB)	Table (o)	ANT	EUT	Verdict
839.998	-67.51	-0.14	-25.0	42.51	165.00	Vertical	Vertical	Pass
1414.300	-53.36	-1.41	-25.0	28.36	143.00	Vertical	Vertical	Pass
2501.800	-38.28	6.88	-25.0	13.28	46.00	Vertical	Vertical	N/A
2630.900	-43.75	5.59	-25.0	18.75	137.00	Vertical	Vertical	N/A
7251.250	-40.79	14.67	-25.0	15.79	183.00	Vertical	Vertical	Pass
13338.526	-39.33	16.09	-25.0	14.33	3.00	Vertical	Vertical	Pass

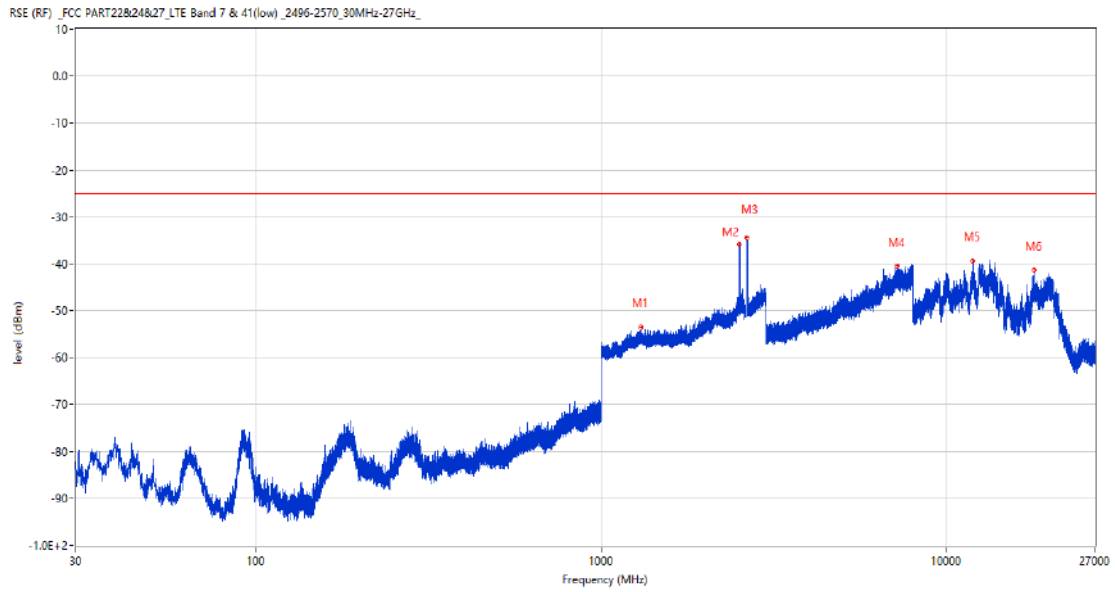
RSE-V&H CH20850 20M RB1 LOW CH21048 20M RB1 HIGH



Frequency (MHz)	Result (dBm)	Factor (dB)	PK Limit (dBm)	Margin (dB)	Table (o)	ANT	EUT	Verdict
1303.600	-53.95	-0.95	-25.0	28.95	188.00	Vertical	Horizontal	Pass
2554.800	-45.52	7.41	-25.0	20.52	1.00	Vertical	Horizontal	N/A
5007.000	-46.78	8.90	-25.0	21.78	308.00	Vertical	Horizontal	Pass
7252.250	-39.68	14.67	-25.0	14.68	54.00	Vertical	Horizontal	Pass
13349.550	-39.29	16.52	-25.0	14.29	247.00	Vertical	Horizontal	Pass
19813.949	-42.34	12.94	-25.0	17.34	1.00	Vertical	Horizontal	Pass

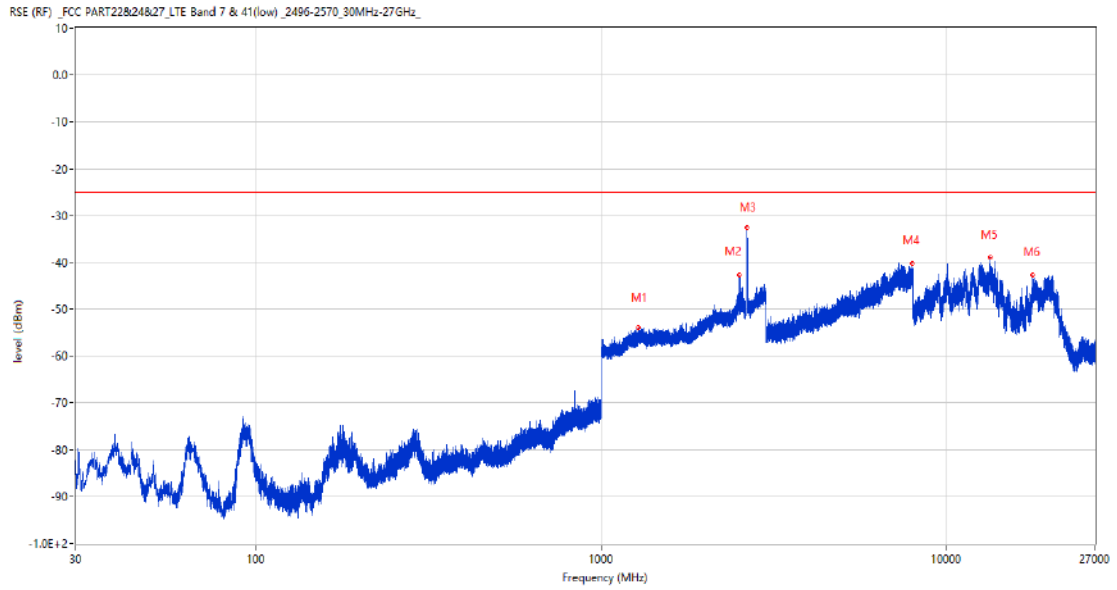
20.5 CA_7C 20MHz+20MHz, QPSK, Middle Channel

RSE-H&H CH21001 20M RB1 LOW CH21199 20M RB1 HIGH



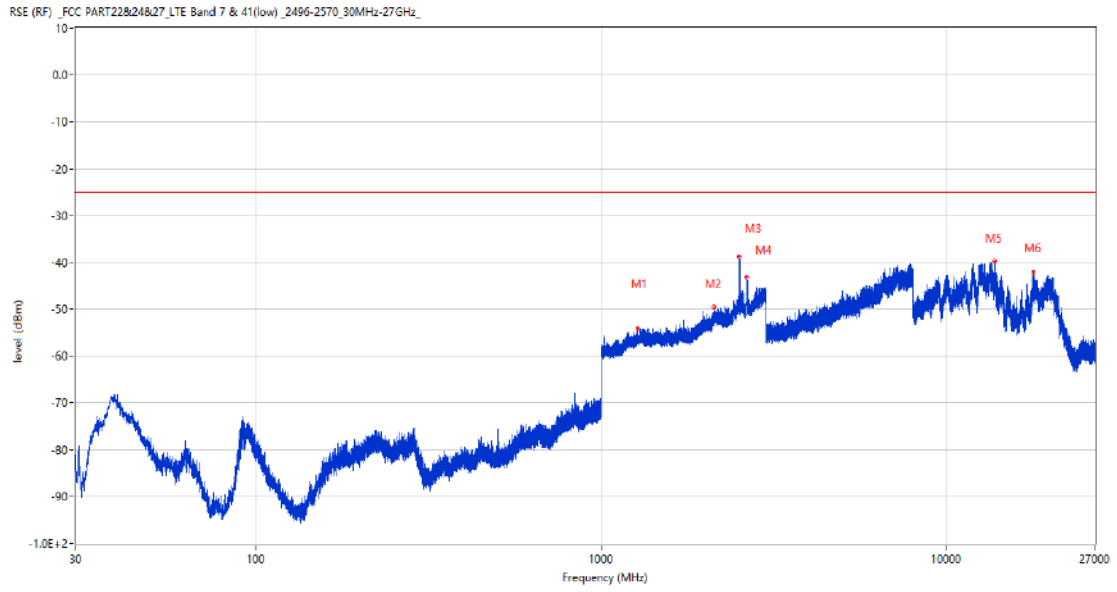
Frequency (MHz)	Result (dBm)	Factor (dB)	PK Limit (dBm)	Margin (dB)	Table (o)	ANT	EUT	Verdict
1305.100	-53.41	-0.78	-25.0	28.41	1.00	Horizontal	Horizontal	Pass
2516.900	-35.91	7.05	-25.0	10.91	137.00	Horizontal	Horizontal	N/A
2641.400	-34.38	6.96	-25.0	9.38	137.00	Horizontal	Horizontal	N/A
7213.250	-40.36	13.87	-25.0	15.36	11.00	Horizontal	Horizontal	Pass
11952.950	-39.30	14.00	-25.0	14.30	44.00	Horizontal	Horizontal	Pass
17948.287	-41.28	14.05	-25.0	16.28	114.00	Horizontal	Horizontal	Pass

RSE-H&H CH21001 20M RB1 LOW CH21199 20M RB1 HIGH



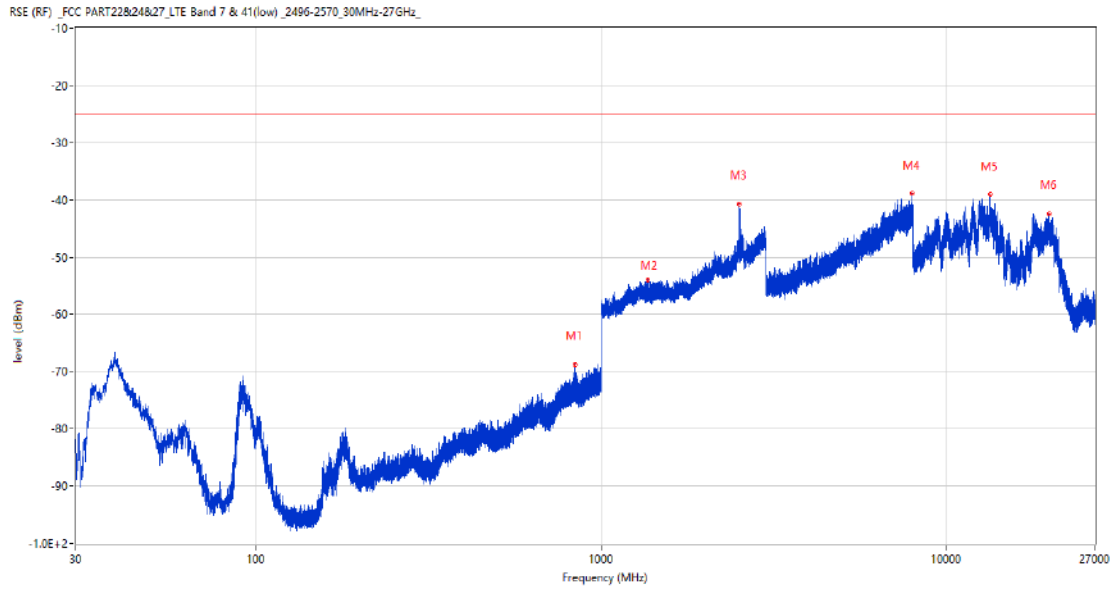
Frequency (MHz)	Result (dBm)	Factor (dB)	PK Limit (dBm)	Margin (dB)	Table (o)	ANT	EUT	Verdict
1282.500	-53.86	-1.22	-25.0	28.86	249.00	Horizontal	Vertical	Pass
2516.900	-42.77	7.05	-25.0	17.77	171.00	Horizontal	Vertical	N/A
2643.300	-32.52	6.82	-25.0	7.52	145.00	Horizontal	Vertical	N/A
7960.500	-40.20	15.03	-25.0	15.20	341.00	Horizontal	Vertical	Pass
13403.625	-39.08	16.93	-25.0	14.08	267.00	Horizontal	Vertical	Pass
17784.750	-42.64	12.25	-25.0	17.64	14.00	Horizontal	Vertical	Pass

RSE-V&V CH21001 20M RB1 LOW CH21199 20M RB1 HIGH



Frequency (MHz)	Result (dBm)	Factor (dB)	PK Limit (dBm)	Margin (dB)	Table (o)	ANT	EUT	Verdict
1276.400	-54.13	-1.11	-25.0	29.13	107.00	Vertical	Vertical	Pass
2117.700	-49.55	2.91	-25.0	24.55	2.00	Vertical	Vertical	Pass
2517.000	-38.73	7.05	-25.0	13.73	28.00	Vertical	Vertical	N/A
2641.600	-43.19	6.93	-25.0	18.19	133.00	Vertical	Vertical	N/A
13794.750	-39.87	16.66	-25.0	14.87	168.00	Vertical	Vertical	Pass
17943.824	-41.99	13.94	-25.0	16.99	168.00	Vertical	Vertical	Pass

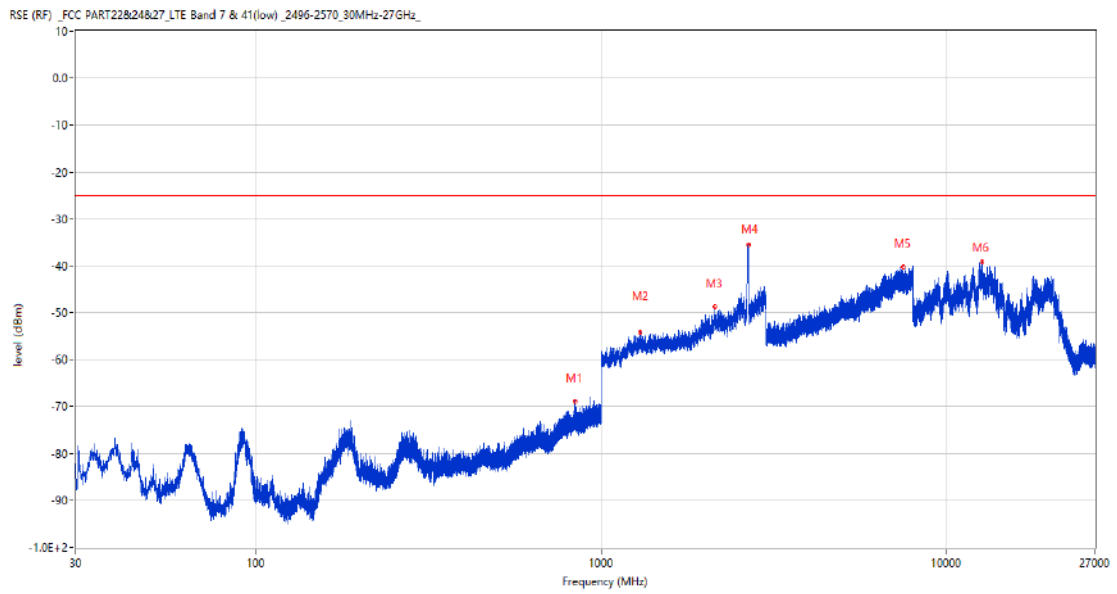
RSE-V&H CH21001 20M RB1 LOW CH21199 20M RB1 HIGH



Frequency (MHz)	Result (dBm)	Factor (dB)	PK Limit (dBm)	Margin (dB)	Table (o)	ANT	EUT	Verdict
839.998	-68.69	-0.14	-25.0	43.69	358.00	Vertical	Horizontal	Pass
1365.200	-53.96	-1.46	-25.0	28.96	114.00	Vertical	Horizontal	Pass
2517.000	-40.71	7.05	-25.0	15.71	41.00	Vertical	Horizontal	N/A
7970.000	-38.89	15.33	-25.0	13.89	306.00	Vertical	Horizontal	Pass
13360.838	-39.07	16.64	-25.0	14.07	121.00	Vertical	Horizontal	Pass
19820.700	-42.40	12.94	-25.0	17.40	12.00	Vertical	Horizontal	Pass

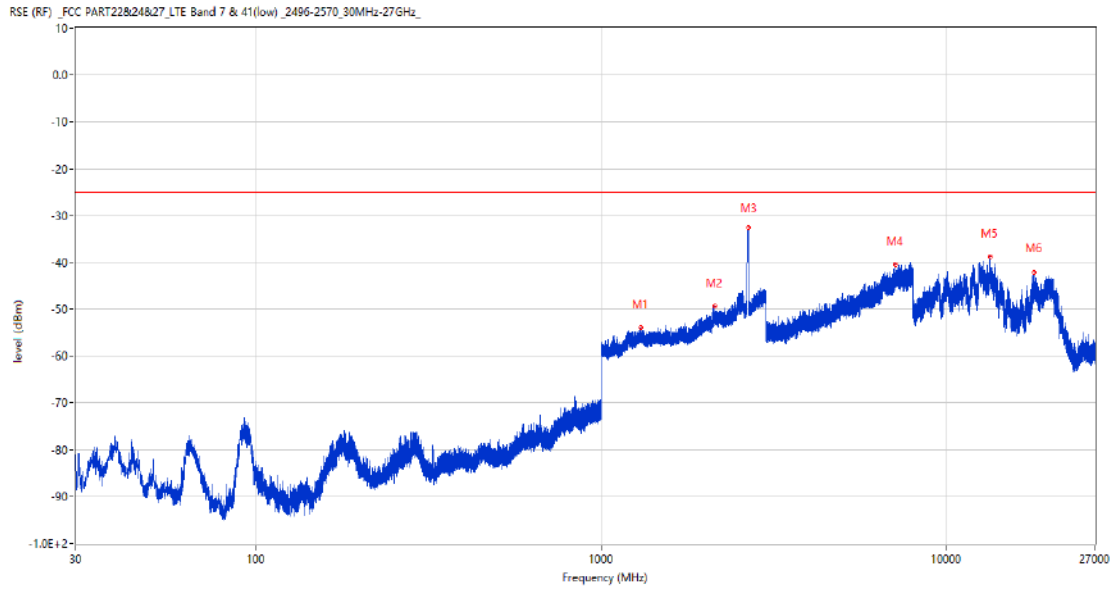
20.6 CA_7C 20MHz+20MHz, QPSK, High Channel

RSE-H&H CH21152 20M RB1 LOW CH21350 20M RB1 HIGH



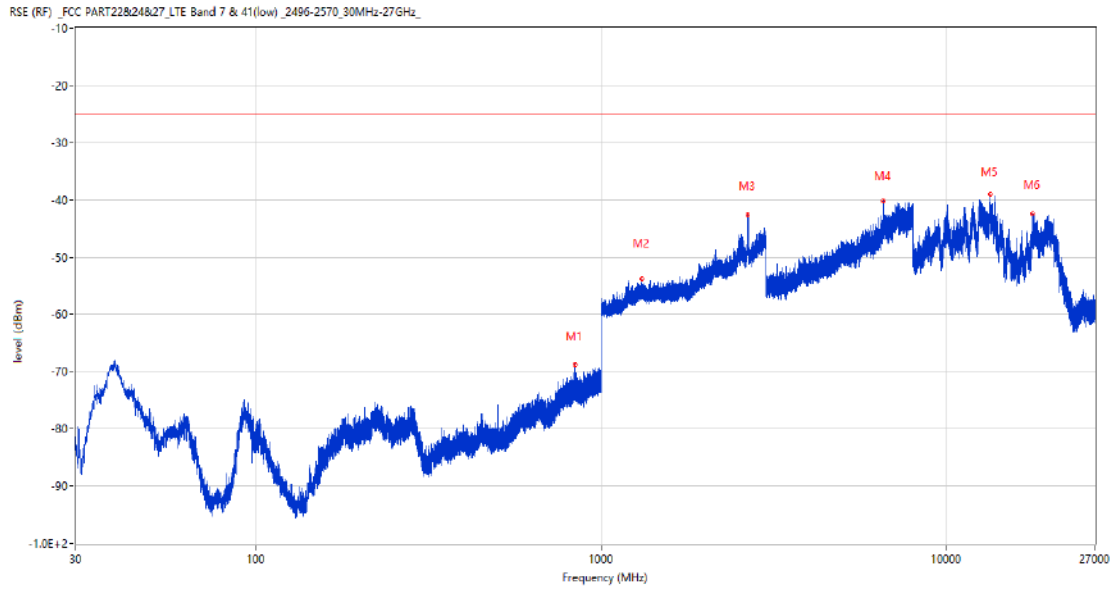
Frequency (MHz)	Result (dBm)	Factor (dB)	PK Limit (dBm)	Margin (dB)	Table (o)	ANT	EUT	Verdict
840.047	-68.96	-0.13	-25.0	43.96	148.00	Horizontal	Horizontal	Pass
1294.200	-54.05	-1.16	-25.0	29.05	311.00	Horizontal	Horizontal	Pass
2131.700	-48.75	3.21	-25.0	23.75	43.00	Horizontal	Horizontal	Pass
2668.800	-35.54	6.53	-25.0	10.54	304.00	Horizontal	Horizontal	N/A
7521.750	-40.17	13.66	-25.0	15.17	111.00	Horizontal	Horizontal	Pass
12695.612	-39.29	14.74	-25.0	14.29	360.00	Horizontal	Horizontal	Pass

RSE-H&V CH21152 20M RB1 LOW CH21350 20M RB1 HIGH



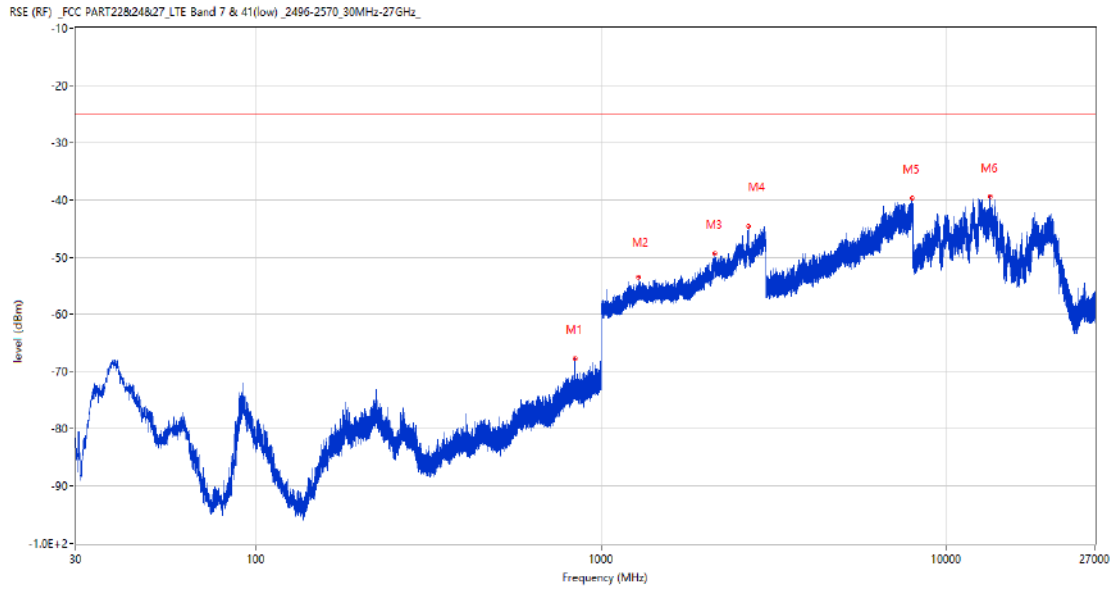
Frequency (MHz)	Result (dBm)	Factor (dB)	PK Limit (dBm)	Margin (dB)	Table (o)	ANT	EUT	Verdict
1306.200	-53.90	-0.96	-25.0	28.90	113.00	Horizontal	Vertical	Pass
2136.600	-49.41	3.27	-25.0	24.41	1.00	Horizontal	Vertical	Pass
2669.600	-32.51	6.64	-25.0	7.51	305.00	Horizontal	Vertical	N/A
7123.250	-40.40	13.82	-25.0	15.40	283.00	Horizontal	Vertical	Pass
13421.213	-38.79	16.54	-25.0	13.79	292.00	Horizontal	Vertical	Pass
17965.875	-42.00	13.70	-25.0	17.00	341.00	Horizontal	Vertical	Pass

RSE-V&V CH21152 20M RB1 LOW CH21350 20M RB1 HIGH



Frequency (MHz)	Result (dBm)	Factor (dB)	PK Limit (dBm)	Margin (dB)	Table (o)	ANT	EUT	Verdict
839.998	-68.81	-0.14	-25.0	43.81	206.00	Vertical	Vertical	Pass
1308.300	-53.75	-0.97	-25.0	28.75	337.00	Vertical	Vertical	Pass
2664.200	-42.59	6.46	-25.0	17.59	195.00	Vertical	Vertical	N/A
6583.250	-40.31	13.03	-25.0	15.31	338.00	Vertical	Vertical	Pass
13396.275	-39.07	16.97	-25.0	14.07	360.00	Vertical	Vertical	Pass
17805.488	-42.37	13.05	-25.0	17.37	360.00	Vertical	Vertical	Pass

RSE-V&H CH21152 20M RB1 LOW CH21350 20M RB1 HIGH

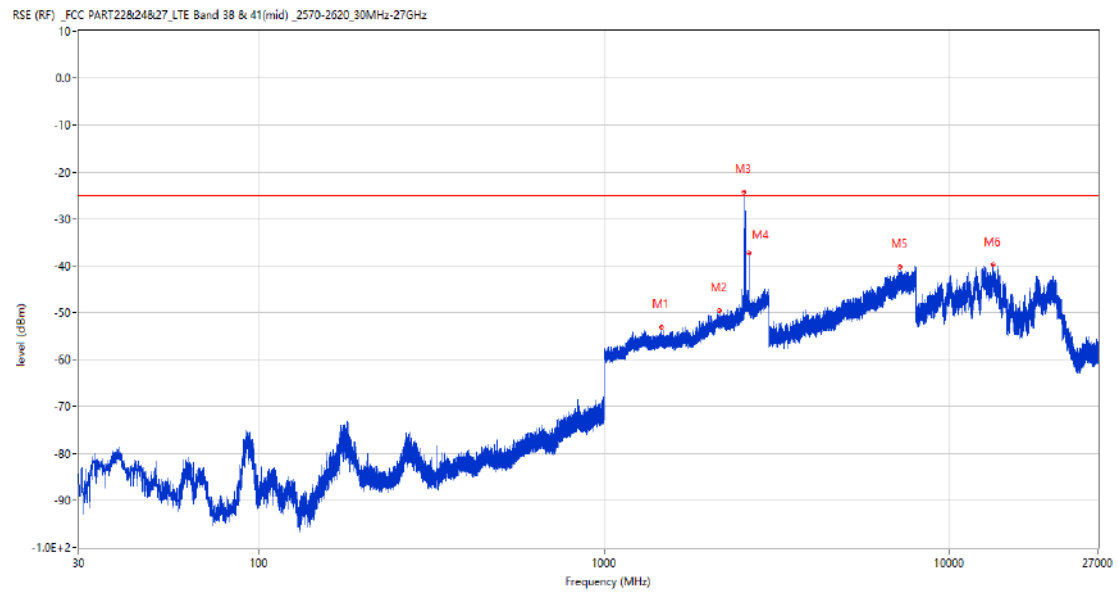


Frequency (MHz)	Result (dBm)	Factor (dB)	PK Limit (dBm)	Margin (dB)	Table (o)	ANT	EUT	Verdict
839.998	-67.68	-0.14	-25.0	42.68	131.00	Vertical	Horizontal	Pass
1281.000	-53.51	-1.41	-25.0	28.51	73.00	Vertical	Horizontal	Pass
2136.300	-49.46	3.28	-25.0	24.46	-2.00	Vertical	Horizontal	Pass
2668.000	-44.63	6.52	-25.0	19.63	60.00	Vertical	Horizontal	N/A
7971.500	-39.64	15.21	-25.0	14.64	317.00	Vertical	Horizontal	Pass
13400.738	-39.44	16.99	-25.0	14.44	360.00	Vertical	Horizontal	Pass

21 CA_38C

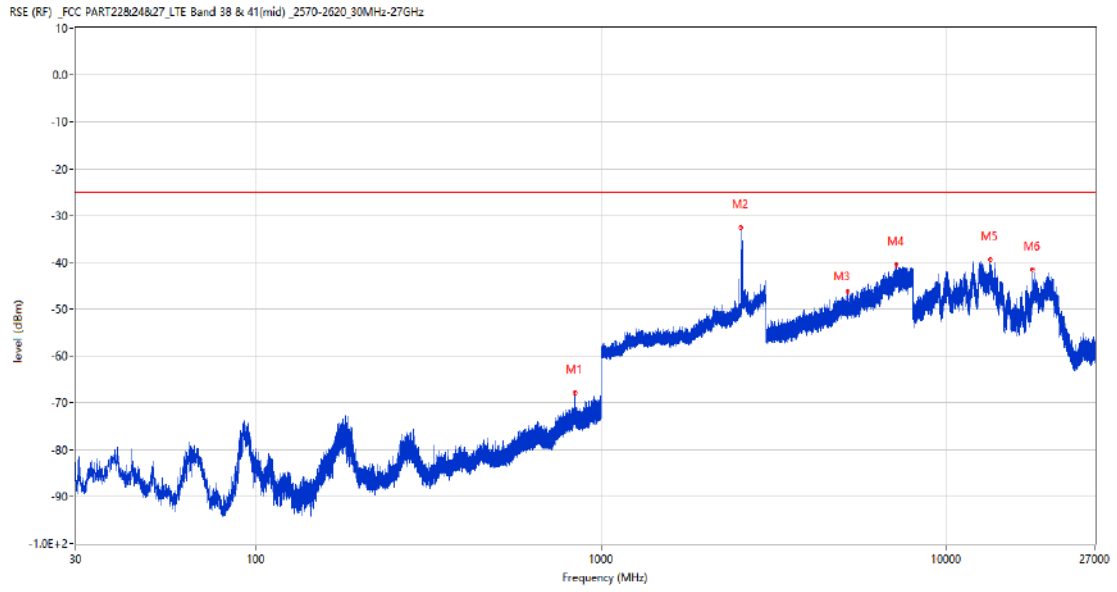
21.1 CA_38C 15MHz+15MHz, QPSK, Low Channel

RSE-H&H CH37825 15M RB1 LOW CH37975 15M RB1 HIGH



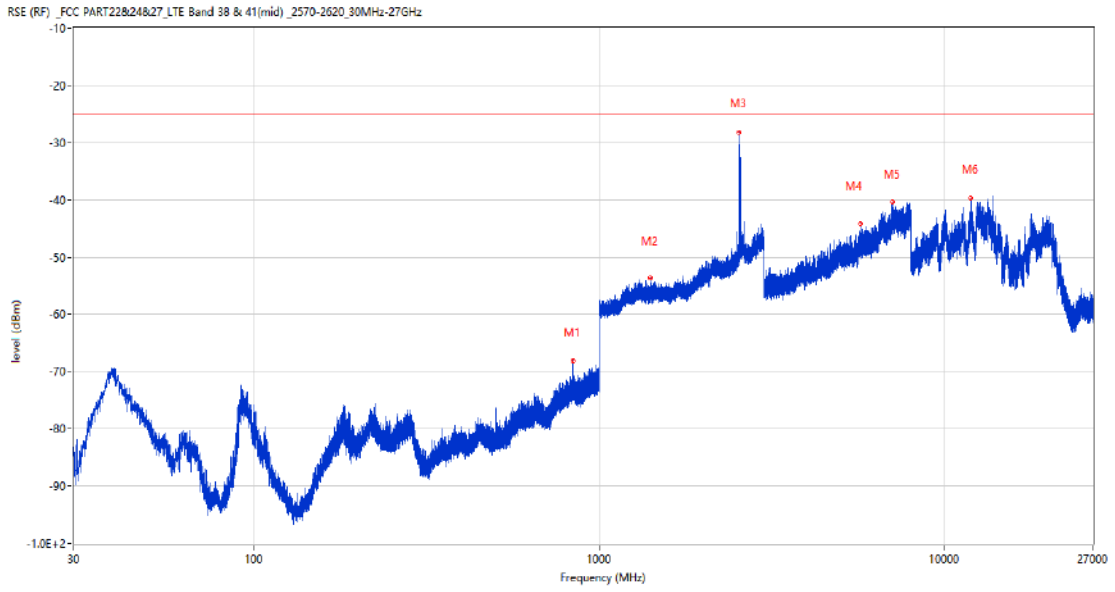
Frequency (MHz)	Result (dBm)	Factor (dB)	PK Limit (dBm)	Margin (dB)	Table (o)	ANT	EUT	Verdict
1461.200	-53.10	-1.16	-25.0	28.10	302.00	Horizontal	Horizontal	Pass
2163.000	-49.51	2.99	-25.0	24.51	80.00	Horizontal	Horizontal	Pass
2543.400	-24.17	5.73	-25.0	-0.83	1.00	Horizontal	Horizontal	N/A
2628.100	-37.37	7.00	-25.0	12.37	152.00	Horizontal	Horizontal	Pass
7200.000	-40.25	14.38	-25.0	15.25	261.00	Horizontal	Horizontal	Pass
13394.700	-39.83	16.96	-25.0	14.83	339.00	Horizontal	Horizontal	Pass

RSE-H&V CH37825 15M RB1 LOW CH37975 15M RB1 HIGH



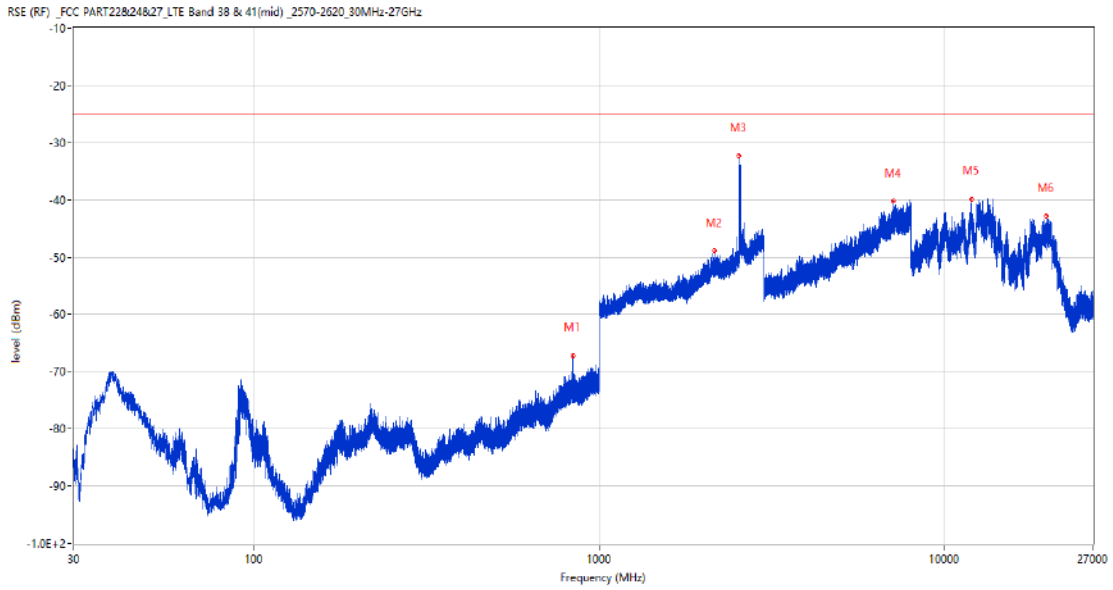
Frequency (MHz)	Result (dBm)	Factor (dB)	PK Limit (dBm)	Margin (dB)	Table (o)	ANT	EUT	Verdict
839.998	-67.81	-0.14	-25.0	42.81	252.00	Horizontal	Vertical	Pass
2543.200	-32.51	5.73	-25.0	7.51	296.00	Horizontal	Vertical	N/A
5174.750	-46.24	8.89	-25.0	21.24	152.00	Horizontal	Vertical	Pass
7182.750	-40.48	14.17	-25.0	15.48	176.00	Horizontal	Vertical	Pass
13362.150	-39.44	16.65	-25.0	14.44	17.00	Horizontal	Vertical	Pass
17807.063	-41.44	13.01	-25.0	16.44	120.00	Horizontal	Vertical	Pass

RSE-V&V CH37825 15M RB1 LOW CH37975 15M RB1 HIGH



Frequency (MHz)	Result (dBm)	Factor (dB)	PK Limit (dBm)	Margin (dB)	Table (o)	ANT	EUT	Verdict
839.998	-68.14	-0.14	-25.0	43.14	9.00	Vertical	Vertical	Pass
1407.300	-53.70	-1.52	-25.0	28.70	92.00	Vertical	Vertical	Pass
2543.400	-28.09	5.73	-25.0	3.09	59.00	Vertical	Vertical	N/A
5724.500	-44.12	9.86	-25.0	19.12	260.00	Vertical	Vertical	Pass
7099.750	-40.40	13.49	-25.0	15.40	352.00	Vertical	Vertical	Pass
11958.412	-39.64	13.98	-25.0	14.64	172.00	Vertical	Vertical	Pass

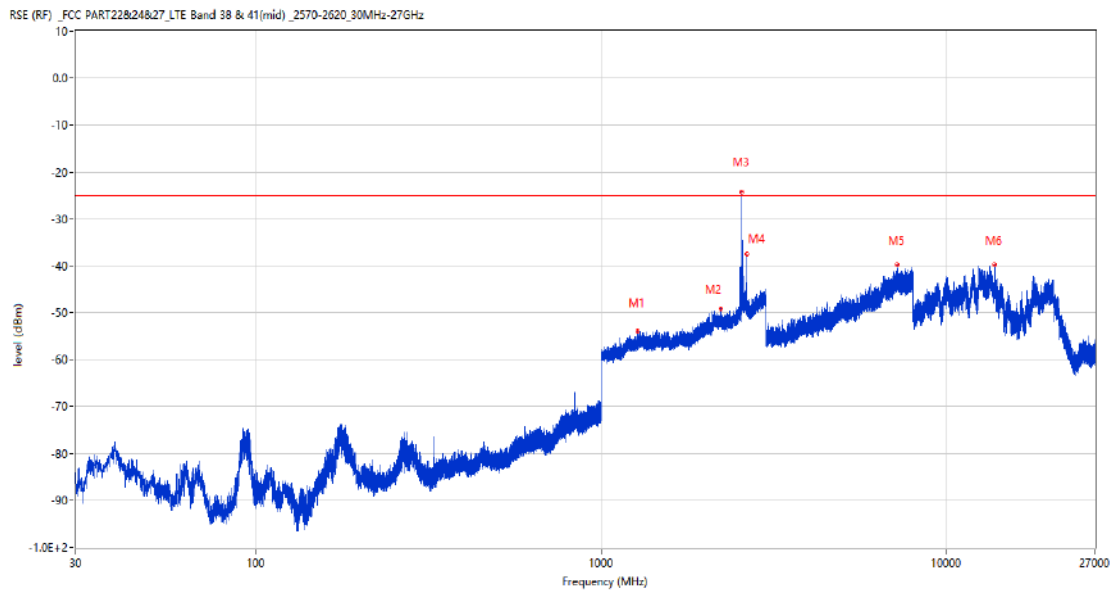
RSE-V&H CH37825 15M RB1 LOW CH37975 15M RB1 HIGH



Frequency (MHz)	Result (dBm)	Factor (dB)	PK Limit (dBm)	Margin (dB)	Table (o)	ANT	EUT	Verdict
839.998	-67.15	-0.14	-25.0	42.15	86.00	Vertical	Horizontal	Pass
2157.500	-48.94	3.08	-25.0	23.94	54.00	Vertical	Horizontal	Pass
2543.300	-32.28	5.73	-25.0	7.28	27.00	Vertical	Horizontal	N/A
7134.500	-40.24	13.81	-25.0	15.24	63.00	Vertical	Horizontal	Pass
12001.875	-39.87	13.76	-25.0	14.87	43.00	Vertical	Horizontal	Pass
19742.849	-42.86	12.94	-25.0	17.86	1.00	Vertical	Horizontal	Pass

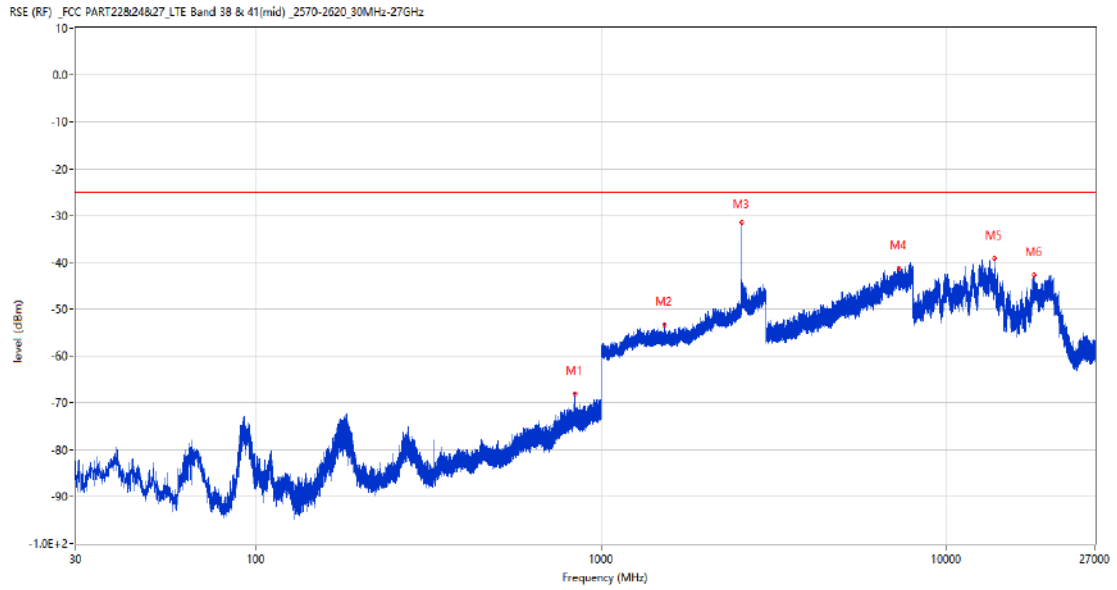
21.2 CA_38C 15MHz+15MHz, QPSK, Middle Channel

RSE-H&H CH37925 15M RB1 LOW CH38075 15M RB1 HIGH



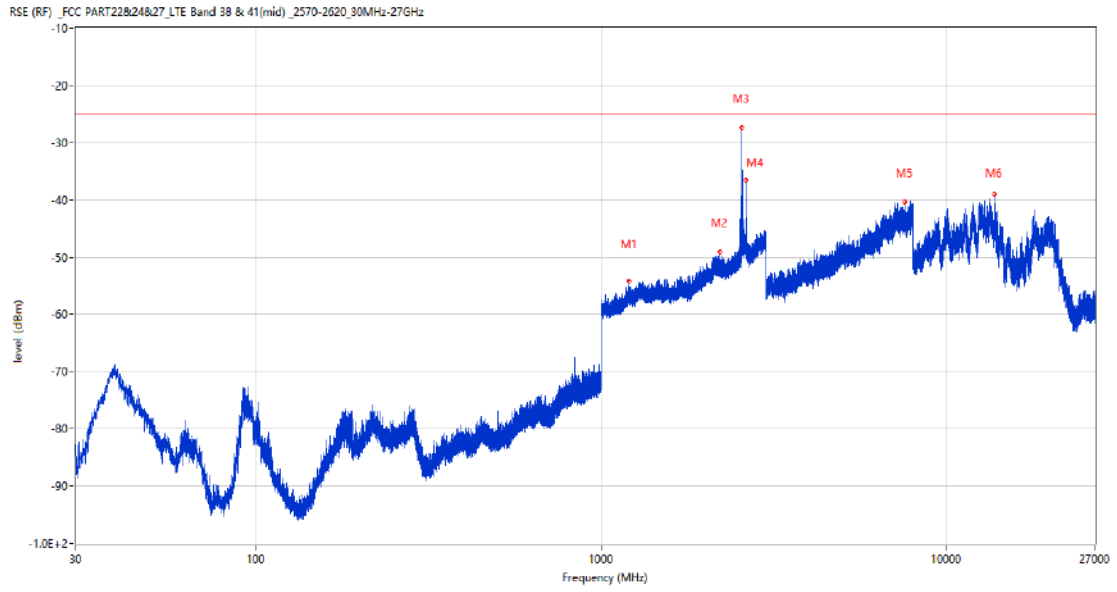
Frequency (MHz)	Result (dBm)	Factor (dB)	PK Limit (dBm)	Margin (dB)	Table (o)	ANT	EUT	Verdict
1276.200	-53.90	-1.25	-25.0	28.90	246.00	Horizontal	Horizontal	Pass
2218.500	-49.15	3.22	-25.0	24.15	214.00	Horizontal	Horizontal	Pass
2553.400	-24.24	6.56	-25.0	-0.76	150.00	Horizontal	Horizontal	N/A
2638.200	-37.62	6.65	-25.0	12.62	163.00	Horizontal	Horizontal	N/A
7217.500	-39.71	13.95	-25.0	14.71	51.00	Horizontal	Horizontal	Pass
13812.862	-39.72	16.71	-25.0	14.72	145.00	Horizontal	Horizontal	Pass

RSE-H&V CH37925 15M RB1 LOW CH38075 15M RB1 HIGH



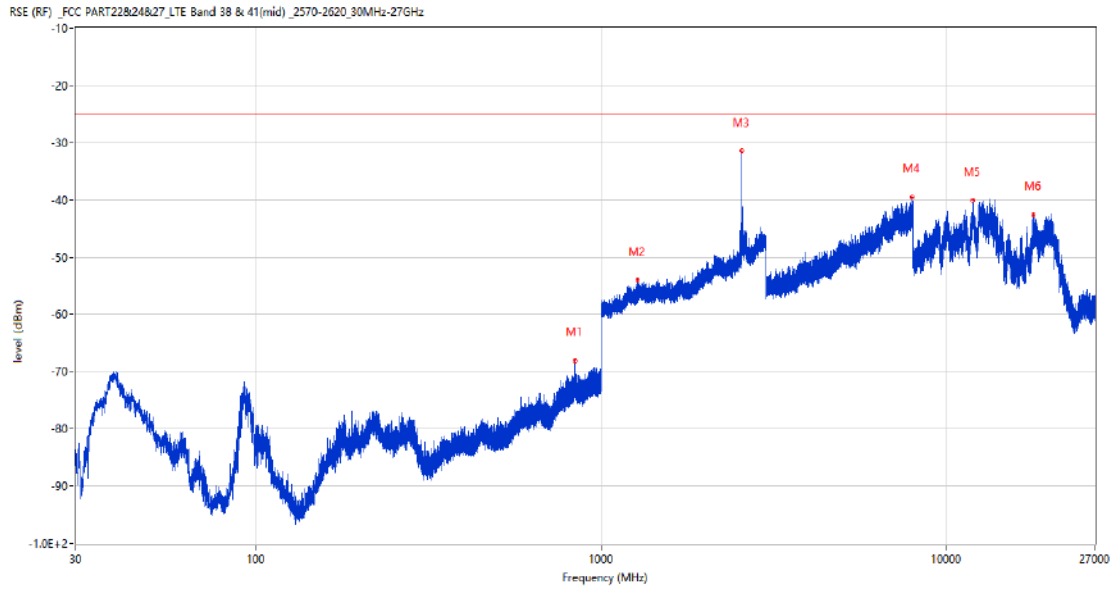
Frequency (MHz)	Result (dBm)	Factor (dB)	PK Limit (dBm)	Margin (dB)	Table (o)	ANT	EUT	Verdict
840.047	-68.05	-0.13	-25.0	43.05	169.00	Horizontal	Vertical	Pass
1522.200	-53.28	-1.46	-25.0	28.28	114.00	Horizontal	Vertical	Pass
2553.300	-31.59	6.54	-25.0	6.59	95.00	Horizontal	Vertical	N/A
7294.500	-41.26	14.05	-25.0	16.26	0.00	Horizontal	Vertical	Pass
13814.963	-39.14	16.66	-25.0	14.14	282.00	Horizontal	Vertical	Pass
17961.150	-42.81	13.81	-25.0	17.81	113.00	Horizontal	Vertical	Pass

RSE-V&V CH37925 15M RB1 LOW CH38075 15M RB1 HIGH



Frequency (MHz)	Result (dBm)	Factor (dB)	PK Limit (dBm)	Margin (dB)	Table (o)	ANT	EUT	Verdict
1201.600	-54.19	-1.39	-25.0	29.19	43.00	Vertical	Vertical	Pass
2206.900	-48.99	3.29	-25.0	23.99	1.00	Vertical	Vertical	Pass
2553.400	-27.29	6.56	-25.0	2.29	76.00	Vertical	Vertical	N/A
2627.400	-36.50	7.11	-25.0	11.50	89.00	Vertical	Vertical	N/A
7584.250	-40.32	14.23	-25.0	15.32	34.00	Vertical	Vertical	Pass
13811.812	-38.98	16.73	-25.0	13.98	238.00	Vertical	Vertical	Pass

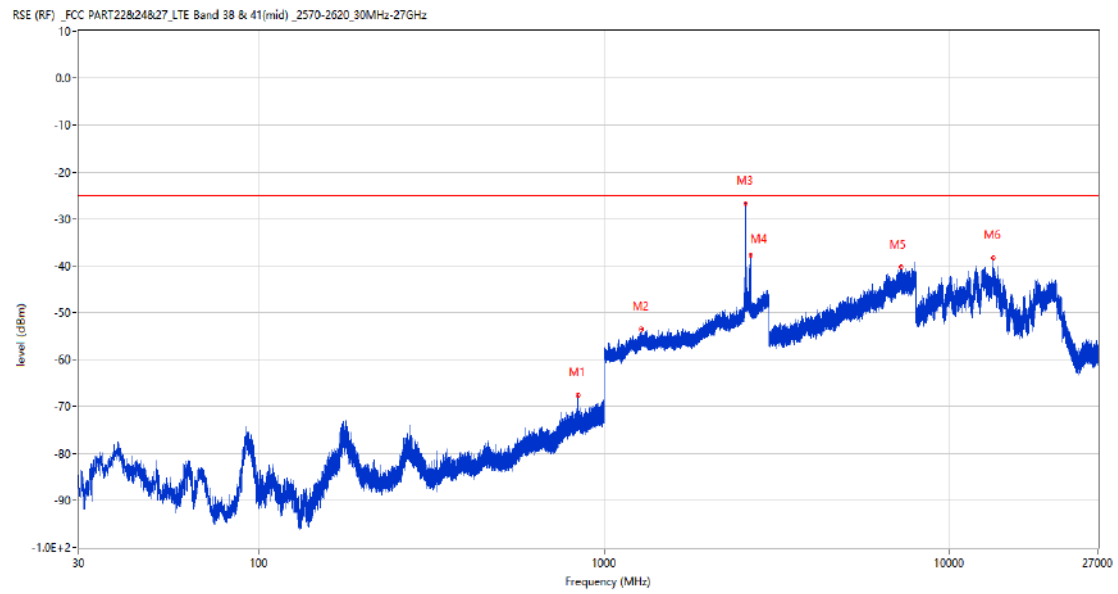
RSE-V&H CH37925 15M RB1 LOW CH38075 15M RB1 HIGH



Frequency (MHz)	Result (dBm)	Factor (dB)	PK Limit (dBm)	Margin (dB)	Table (o)	ANT	EUT	Verdict
839.998	-68.00	-0.14	-25.0	43.00	120.00	Vertical	Horizontal	Pass
1276.400	-53.90	-1.26	-25.0	28.90	128.00	Vertical	Horizontal	Pass
2553.400	-31.47	6.56	-25.0	6.47	1.00	Vertical	Horizontal	N/A
7962.250	-39.50	14.97	-25.0	14.50	194.00	Vertical	Horizontal	Pass
11931.338	-40.08	13.98	-25.0	15.08	257.00	Vertical	Horizontal	Pass
17929.126	-42.52	13.59	-25.0	17.52	343.00	Vertical	Horizontal	Pass

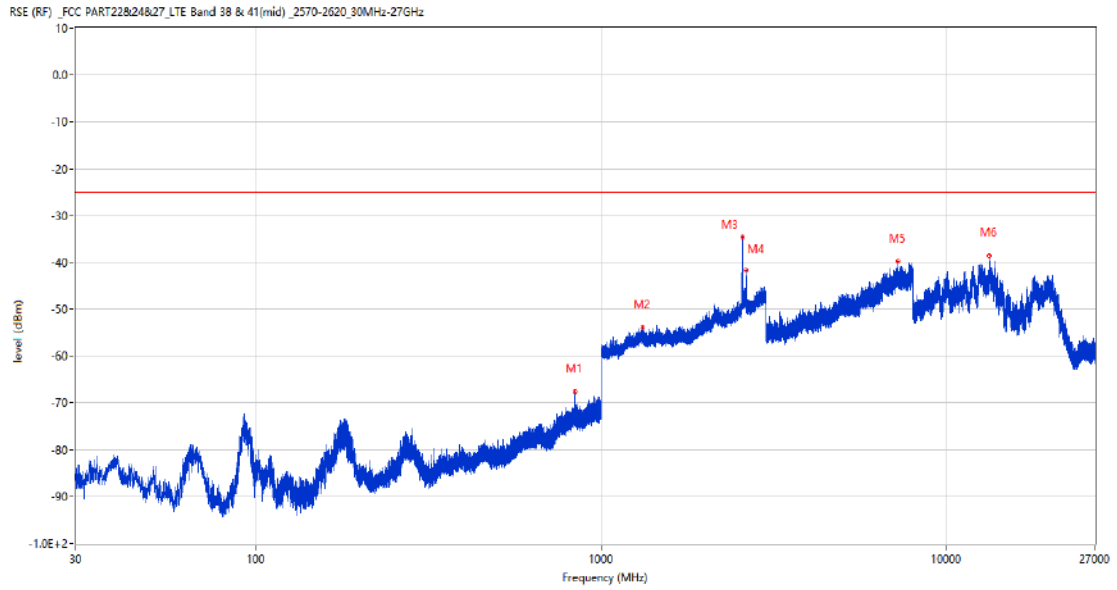
21.3 CA_38C 15MHz+15MHz, QPSK, High Channel

RSE-H&H CH38025 15M RB1 LOW CH38175 15M RB1 HIGH



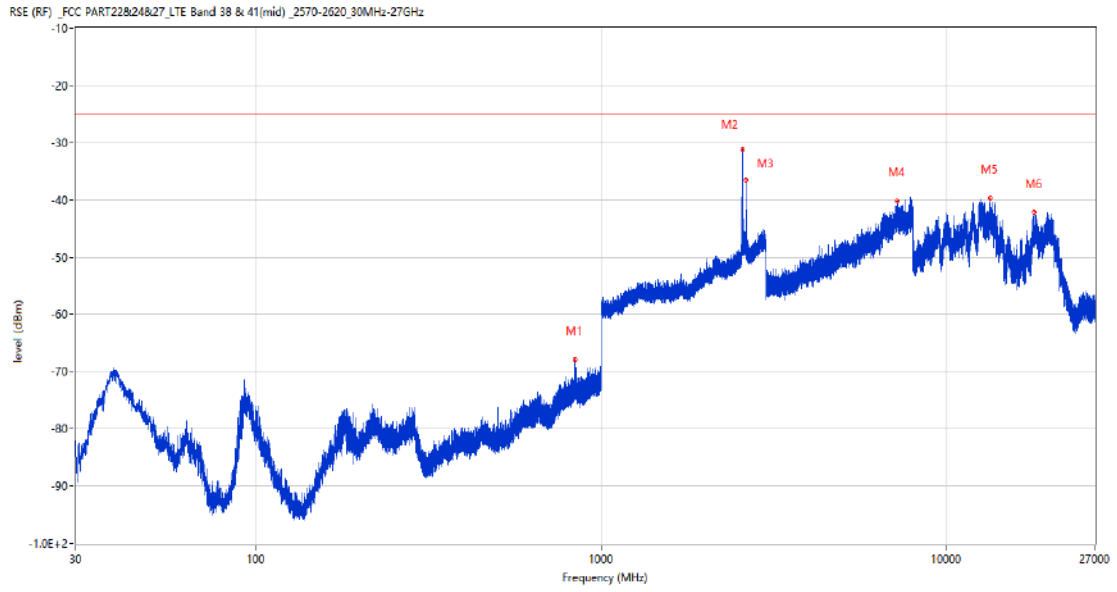
Frequency (MHz)	Result (dBm)	Factor (dB)	PK Limit (dBm)	Margin (dB)	Table (o)	ANT	EUT	Verdict
839.998	-67.71	-0.14	-25.0	42.71	203.00	Horizontal	Horizontal	Pass
1281.700	-53.44	-1.36	-25.0	28.44	245.00	Horizontal	Horizontal	Pass
2563.300	-26.84	7.95	-25.0	1.84	163.00	Horizontal	Horizontal	N/A
2652.800	-37.75	6.96	-25.0	12.75	130.00	Horizontal	Horizontal	N/A
7232.000	-40.16	14.31	-25.0	15.16	18.00	Horizontal	Horizontal	Pass
13414.125	-38.32	16.70	-25.0	13.32	360.00	Horizontal	Horizontal	Pass

RSE-H&V CH38025 15M RB1 LOW CH38175 15M RB1 HIGH



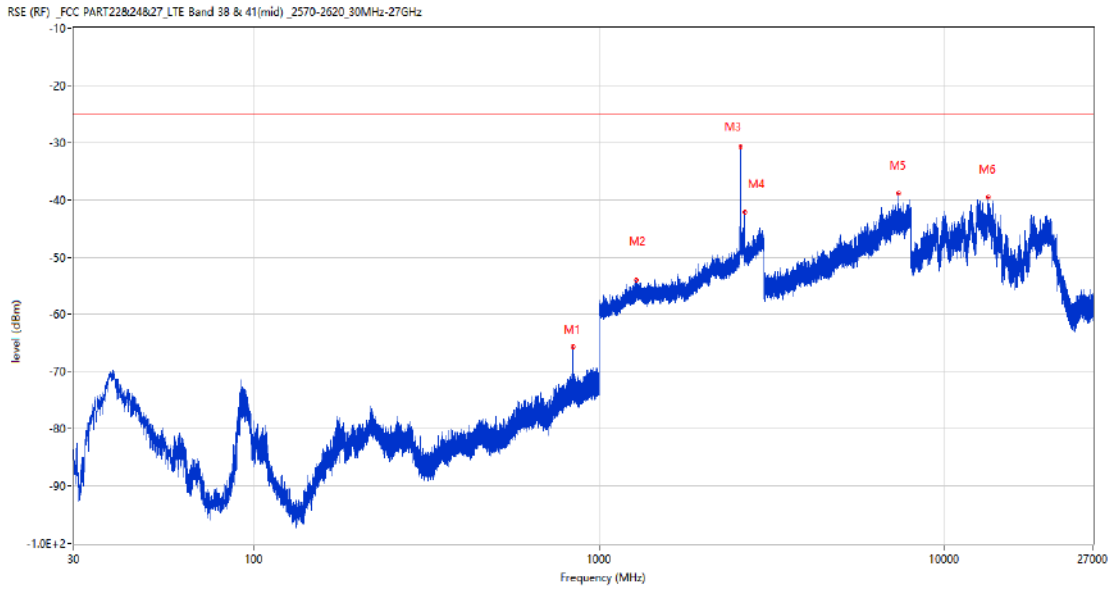
Frequency (MHz)	Result (dBm)	Factor (dB)	PK Limit (dBm)	Margin (dB)	Table (o)	ANT	EUT	Verdict
839.998	-67.61	-0.14	-25.0	42.61	66.00	Horizontal	Vertical	Pass
1318.400	-53.96	-1.03	-25.0	28.96	360.00	Horizontal	Vertical	Pass
2563.200	-34.58	7.95	-25.0	9.58	102.00	Horizontal	Vertical	N/A
2630.500	-41.68	6.61	-25.0	16.68	158.00	Horizontal	Vertical	N/A
7252.250	-39.82	14.67	-25.0	14.82	268.00	Horizontal	Vertical	Pass
13344.825	-38.56	16.34	-25.0	13.56	145.00	Horizontal	Vertical	Pass

RSE-V&V CH38025 15M RB1 LOW CH38175 15M RB1 HIGH



Frequency (MHz)	Result (dBm)	Factor (dB)	PK Limit (dBm)	Margin (dB)	Table (o)	ANT	EUT	Verdict
839.998	-67.83	-0.14	-25.0	42.83	205.00	Vertical	Vertical	Pass
2563.400	-31.25	7.95	-25.0	6.25	312.00	Vertical	Vertical	N/A
2631.000	-36.56	6.58	-25.0	11.56	69.00	Vertical	Vertical	N/A
7206.500	-40.21	14.10	-25.0	15.21	43.00	Vertical	Vertical	Pass
13355.325	-39.70	16.59	-25.0	14.70	220.00	Vertical	Vertical	Pass
17987.400	-42.13	13.16	-25.0	17.13	26.00	Vertical	Vertical	Pass

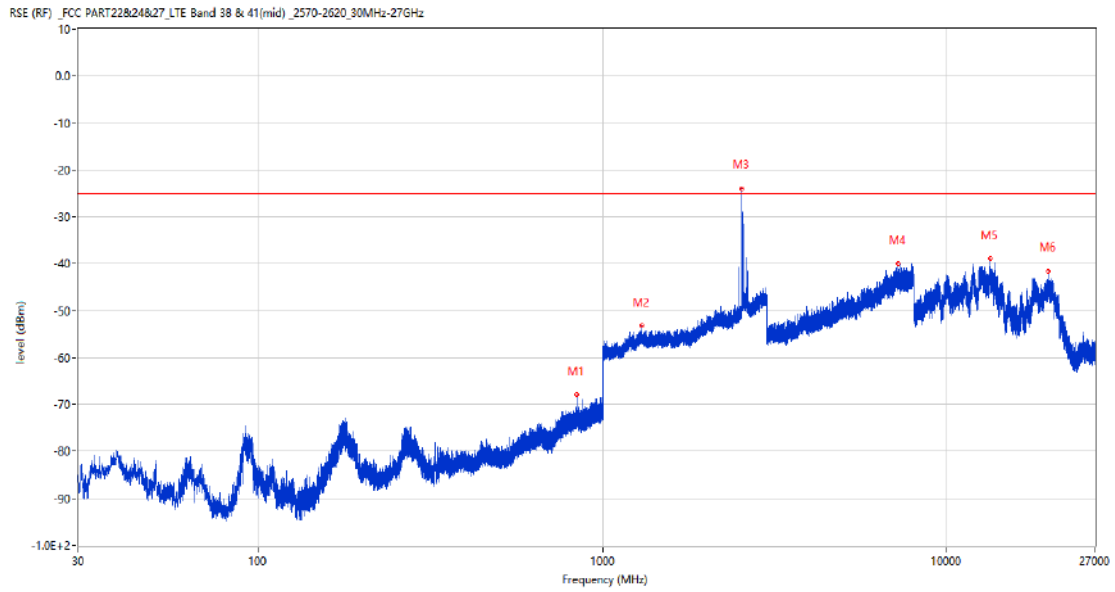
RSE-V&H CH38025 15M RB1 LOW CH38175 15M RB1 HIGH



Frequency (MHz)	Result (dBm)	Factor (dB)	PK Limit (dBm)	Margin (dB)	Table (o)	ANT	EUT	Verdict
839.998	-65.75	-0.14	-25.0	40.75	251.00	Vertical	Horizontal	Pass
1279.200	-53.91	-1.31	-25.0	28.91	229.00	Vertical	Horizontal	Pass
2563.300	-30.78	7.95	-25.0	5.78	1.00	Vertical	Horizontal	N/A
2647.900	-42.09	7.81	-25.0	17.09	1.00	Vertical	Horizontal	N/A
7355.500	-38.94	14.73	-25.0	13.94	314.00	Vertical	Horizontal	Pass
13379.474	-39.56	16.82	-25.0	14.56	63.00	Vertical	Horizontal	Pass

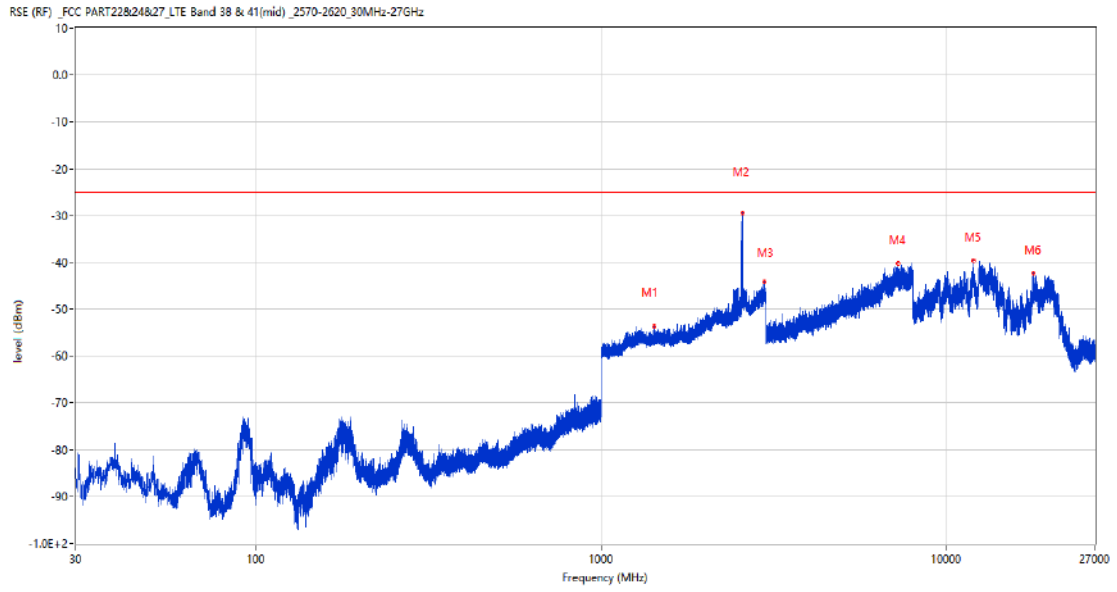
21.4 CA_38C 20MHz+20MHz, QPSK, Low Channel

RSE-H&HCH37850 20M RB1 LOW CH38048 20M RB1 HIGH



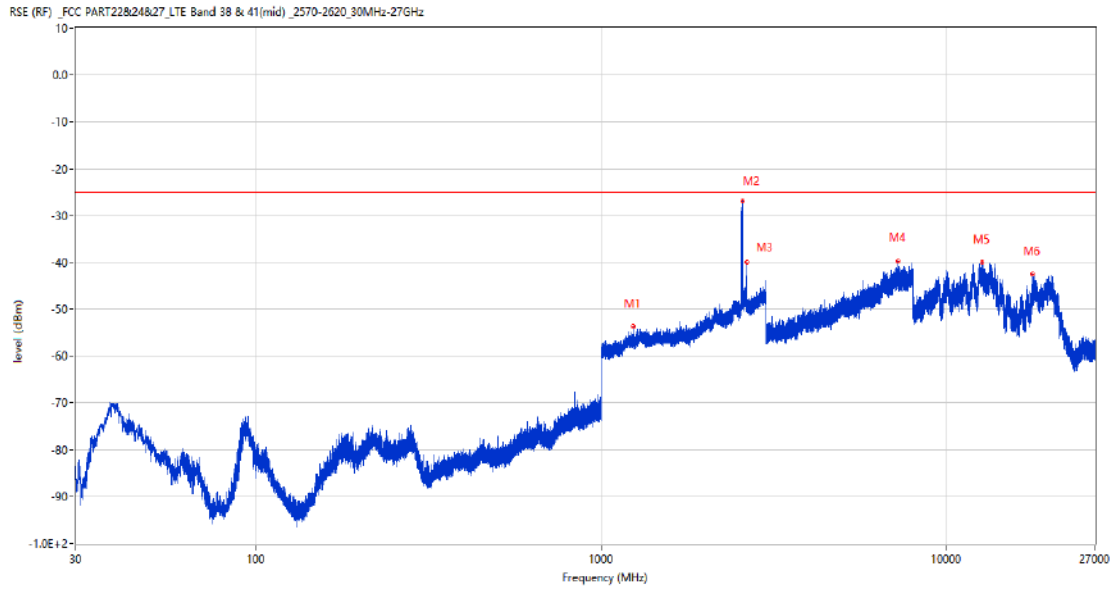
Frequency (MHz)	Result (dBm)	Factor (dB)	PK Limit (dBm)	Margin (dB)	Table (o)	ANT	EUT	Verdict
839.950	-67.84	-0.14	-25.0	42.84	6.00	Horizontal	Horizontal	Pass
1300.400	-53.25	-1.01	-25.0	28.25	1.00	Horizontal	Horizontal	Pass
2534.200	-23.87	5.35	-25.0	-1.13	166.00	Horizontal	Horizontal	N/A
7242.750	-39.98	14.56	-25.0	14.98	74.00	Horizontal	Horizontal	Pass
13406.775	-38.82	16.86	-25.0	13.82	211.00	Horizontal	Horizontal	Pass
19725.302	-41.48	12.94	-25.0	16.48	329.00	Horizontal	Horizontal	Pass

RSE-H&VCH37850 20M RB1 LOW CH38048 20M RB1 HIGH



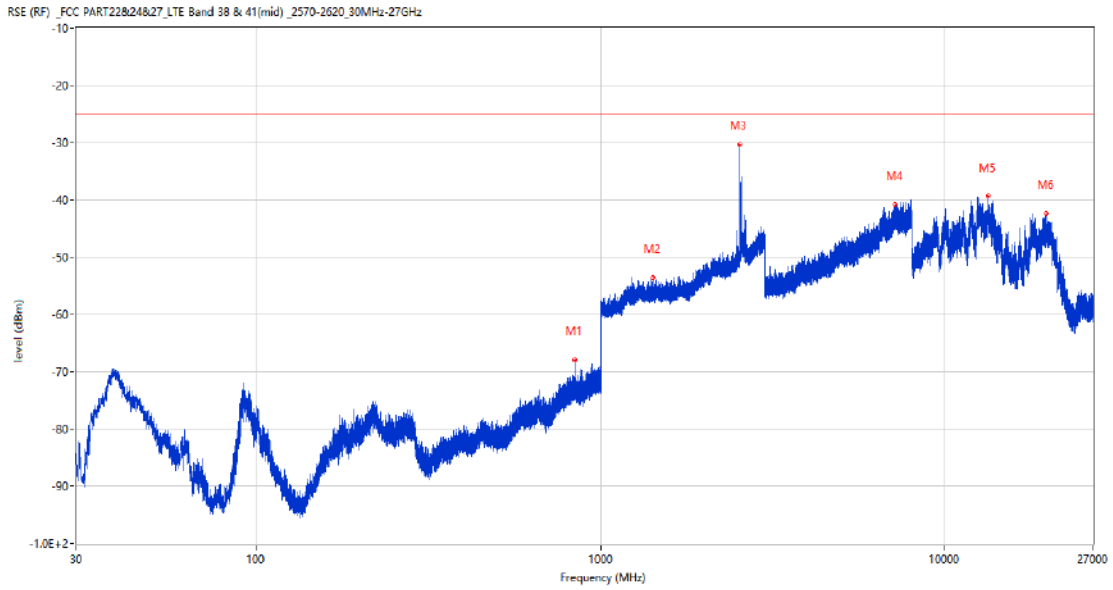
Frequency (MHz)	Result (dBm)	Factor (dB)	PK Limit (dBm)	Margin (dB)	Table (o)	ANT	EUT	Verdict
1424.600	-53.81	-1.31	-25.0	28.81	1.00	Horizontal	Vertical	Pass
2564.000	-29.40	7.96	-25.0	4.40	101.00	Horizontal	Vertical	N/A
2973.500	-44.15	10.42	-25.0	19.15	1.00	Horizontal	Vertical	Pass
7248.000	-40.18	14.62	-25.0	15.18	287.00	Horizontal	Vertical	Pass
11993.088	-39.55	13.85	-25.0	14.55	87.00	Horizontal	Vertical	Pass
17929.386	-42.35	13.60	-25.0	17.35	3.00	Horizontal	Vertical	Pass

RSE-V&VCH37850 20M RB1 LOW CH38048 20M RB1 HIGH



Frequency (MHz)	Result (dBm)	Factor (dB)	PK Limit (dBm)	Margin (dB)	Table (o)	ANT	EUT	Verdict
1238.400	-53.72	-1.73	-25.0	28.72	1.00	Vertical	Vertical	Pass
2562.000	-26.85	7.94	-25.0	1.85	83.00	Vertical	Vertical	N/A
2646.900	-40.03	7.99	-25.0	15.03	83.00	Vertical	Vertical	N/A
7238.250	-39.72	14.47	-25.0	14.72	286.00	Vertical	Vertical	Pass
12712.950	-39.92	14.77	-25.0	14.92	120.00	Vertical	Vertical	Pass
17794.464	-42.61	12.86	-25.0	17.61	271.00	Vertical	Vertical	Pass

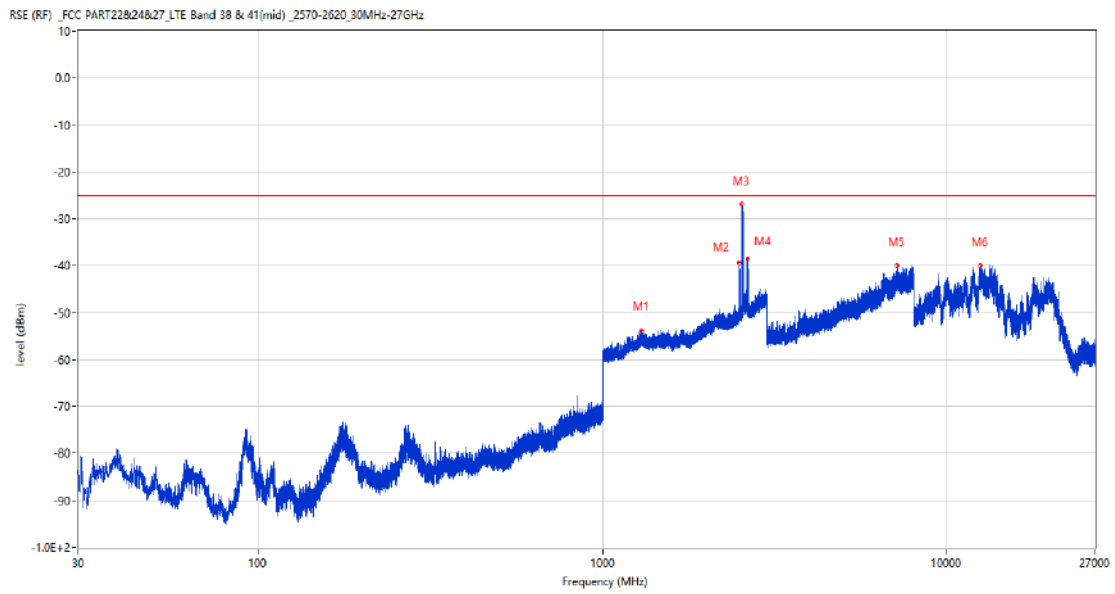
RSE-V&HCH37850 20M RB1 LOW CH38048 20M RB1 HIGH



Frequency (MHz)	Result (dBm)	Factor (dB)	PK Limit (dBm)	Margin (dB)	Table (o)	ANT	EUT	Verdict
839.998	-67.95	-0.14	-25.0	42.95	299.00	Vertical	Horizontal	Pass
1418.800	-53.53	-1.46	-25.0	28.53	1.00	Vertical	Horizontal	Pass
2534.300	-30.31	5.36	-25.0	5.31	42.00	Vertical	Horizontal	N/A
7178.250	-40.89	14.07	-25.0	15.89	266.00	Vertical	Horizontal	Pass
13394.962	-39.33	16.96	-25.0	14.33	133.00	Vertical	Horizontal	Pass
19775.250	-42.34	12.94	-25.0	17.34	1.00	Vertical	Horizontal	Pass

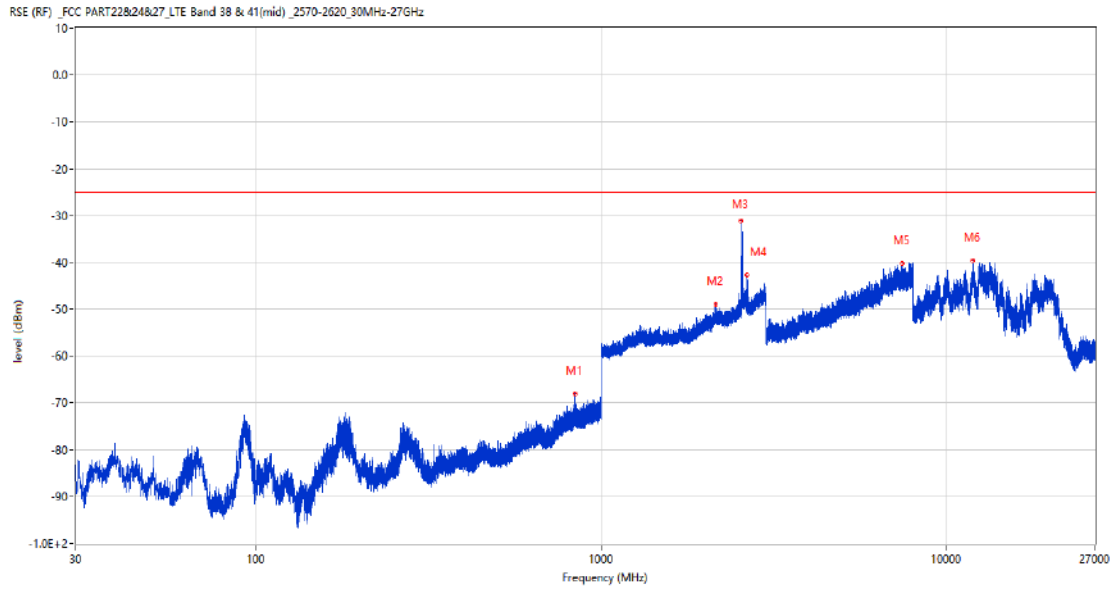
21.5 CA_38C 20MHz+20MHz, QPSK, Middle Channel

RSE-H&H CH37901 20M RB1 LOW CH38099 20M RB1 HIGH



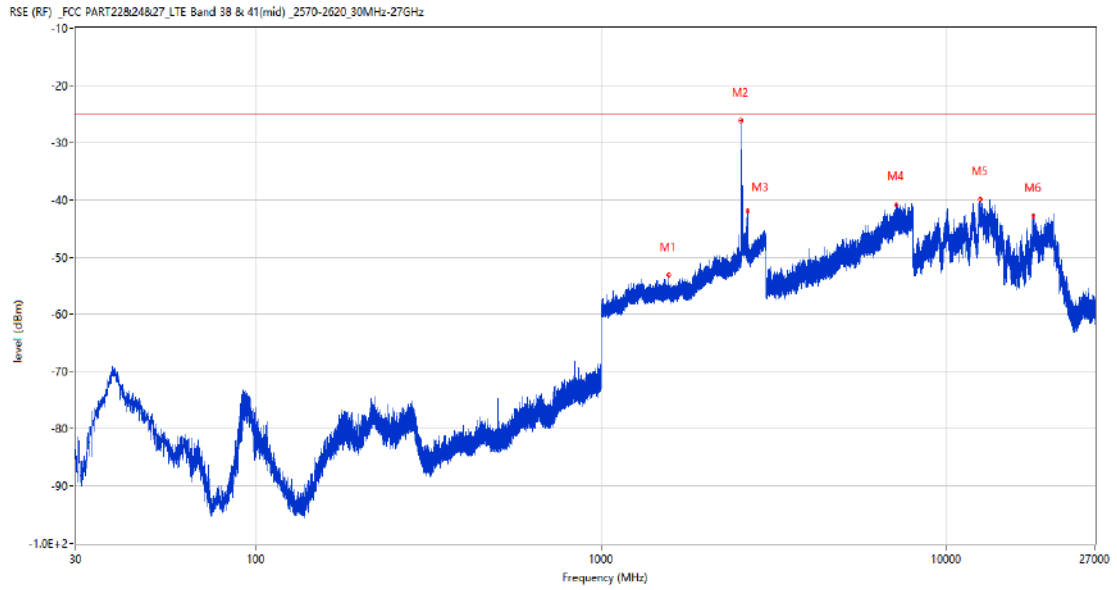
Frequency (MHz)	Result (dBm)	Factor (dB)	PK Limit (dBm)	Margin (dB)	Table (o)	ANT	EUT	Verdict
1304.600	-53.71	-0.82	-25.0	28.71	2.00	Horizontal	Horizontal	Pass
2501.600	-39.39	5.18	-25.0	14.39	143.00	Horizontal	Horizontal	Pass
2539.500	-26.87	5.82	-25.0	1.87	143.00	Horizontal	Horizontal	N/A
2643.700	-38.48	7.49	-25.0	13.48	156.00	Horizontal	Horizontal	N/A
7200.500	-39.93	14.43	-25.0	14.93	185.00	Horizontal	Horizontal	Pass
12545.512	-39.98	13.99	-25.0	14.98	61.00	Horizontal	Horizontal	Pass

RSE-H&V CH37901 20M RB1 LOW CH38099 20M RB1 HIGH



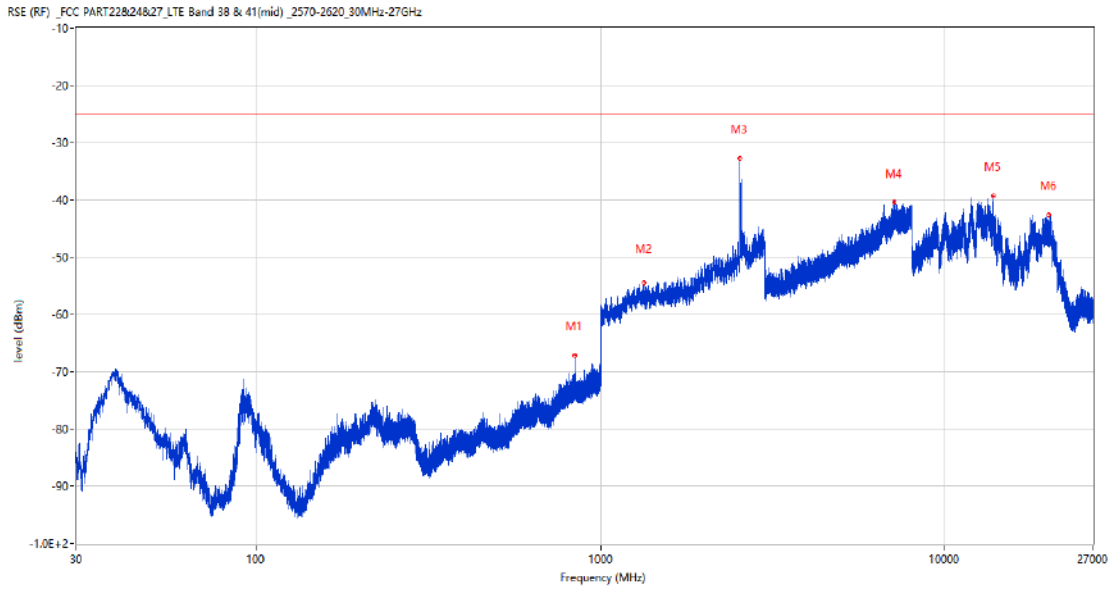
Frequency (MHz)	Result (dBm)	Factor (dB)	PK Limit (dBm)	Margin (dB)	Table (o)	ANT	EUT	Verdict
839.998	-68.02	-0.14	-25.0	43.02	360.00	Horizontal	Vertical	Pass
2142.800	-48.91	3.41	-25.0	23.91	1.00	Horizontal	Vertical	Pass
2539.400	-31.00	5.81	-25.0	6.00	91.00	Horizontal	Vertical	N/A
2641.200	-42.81	6.90	-25.0	17.81	156.00	Horizontal	Vertical	N/A
7475.750	-40.30	14.10	-25.0	15.30	0.00	Horizontal	Vertical	Pass
11949.862	-39.58	14.01	-25.0	14.58	196.00	Horizontal	Vertical	Pass

RSE-V&V CH37901 20M RB1 LOW CH38099 20M RB1 HIGH



Frequency (MHz)	Result (dBm)	Factor (dB)	PK Limit (dBm)	Margin (dB)	Table (o)	ANT	EUT	Verdict
1565.300	-53.15	-1.31	-25.0	28.15	158.00	Vertical	Vertical	Pass
2539.400	-26.16	5.81	-25.0	1.16	70.00	Vertical	Vertical	N/A
2652.200	-41.85	7.00	-25.0	16.85	57.00	Vertical	Vertical	N/A
7149.750	-40.83	13.72	-25.0	15.83	360.00	Vertical	Vertical	Pass
12574.725	-39.90	14.05	-25.0	14.90	341.00	Vertical	Vertical	Pass
17925.974	-42.80	13.51	-25.0	17.80	93.00	Vertical	Vertical	Pass

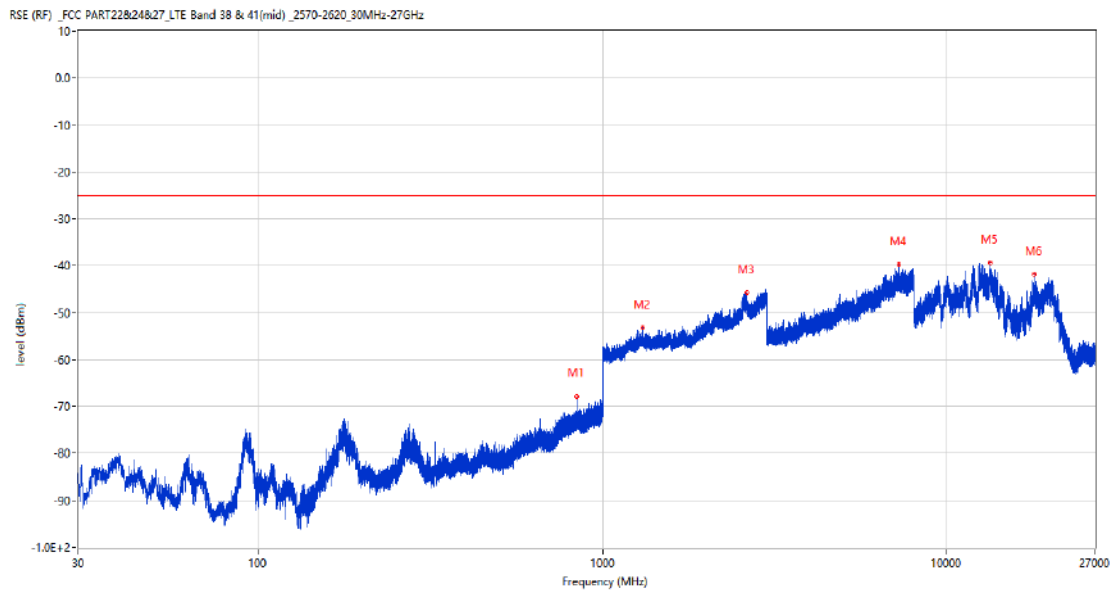
RSE-V&H CH37901 20M RB1 LOW CH38099 20M RB1 HIGH



Frequency (MHz)	Result (dBm)	Factor (dB)	PK Limit (dBm)	Margin (dB)	Table (o)	ANT	EUT	Verdict
839.998	-67.09	-0.14	-25.0	42.09	149.00	Vertical	Horizontal	Pass
1336.900	-54.42	-1.58	-25.0	29.42	299.00	Vertical	Horizontal	Pass
2539.300	-32.70	5.81	-25.0	7.70	1.00	Vertical	Horizontal	N/A
7158.750	-40.36	13.85	-25.0	15.36	0.00	Vertical	Horizontal	Pass
13805.776	-39.31	16.87	-25.0	14.31	343.00	Vertical	Horizontal	Pass
20123.099	-42.50	12.96	-25.0	17.50	163.00	Vertical	Horizontal	Pass

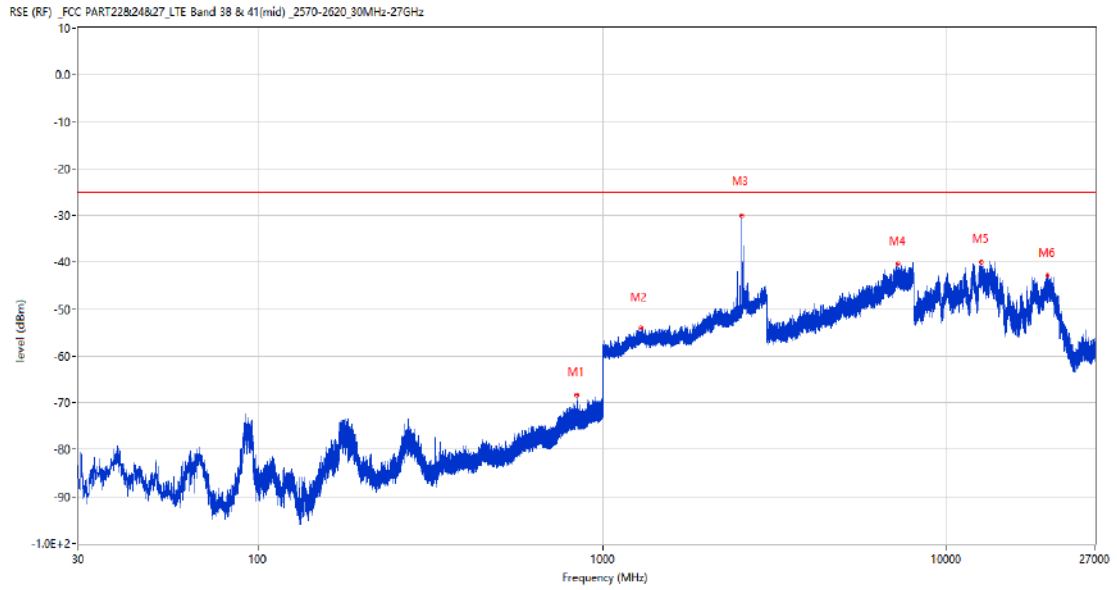
21.6 CA_38C 20MHz+20MHz, QPSK, High Channel

RSE-H&H CH37952 20M RB1 LOW CH38150 20M RB1 HIGH



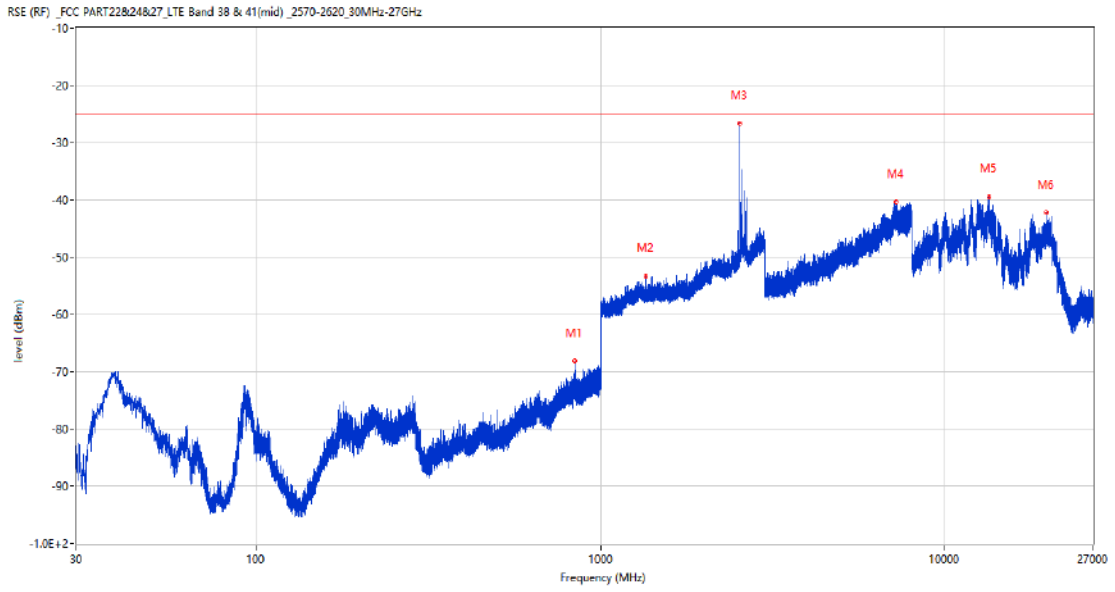
Frequency (MHz)	Result (dBm)	Factor (dB)	PK Limit (dBm)	Margin (dB)	Table (o)	ANT	EUT	Verdict
839.998	-67.79	-0.14	-25.0	42.79	19.00	Horizontal	Horizontal	Pass
1309.100	-53.18	-0.89	-25.0	28.18	252.00	Horizontal	Horizontal	Pass
2625.400	-45.63	8.49	-25.0	20.63	109.00	Horizontal	Horizontal	N/A
7270.750	-39.76	14.59	-25.0	14.76	274.00	Horizontal	Horizontal	Pass
13377.375	-39.25	16.80	-25.0	14.25	94.00	Horizontal	Horizontal	Pass
17928.073	-41.81	13.56	-25.0	16.81	267.00	Horizontal	Horizontal	Pass

RSE-H&V CH37952 20M RB1 LOW CH38150 20M RB1 HIGH



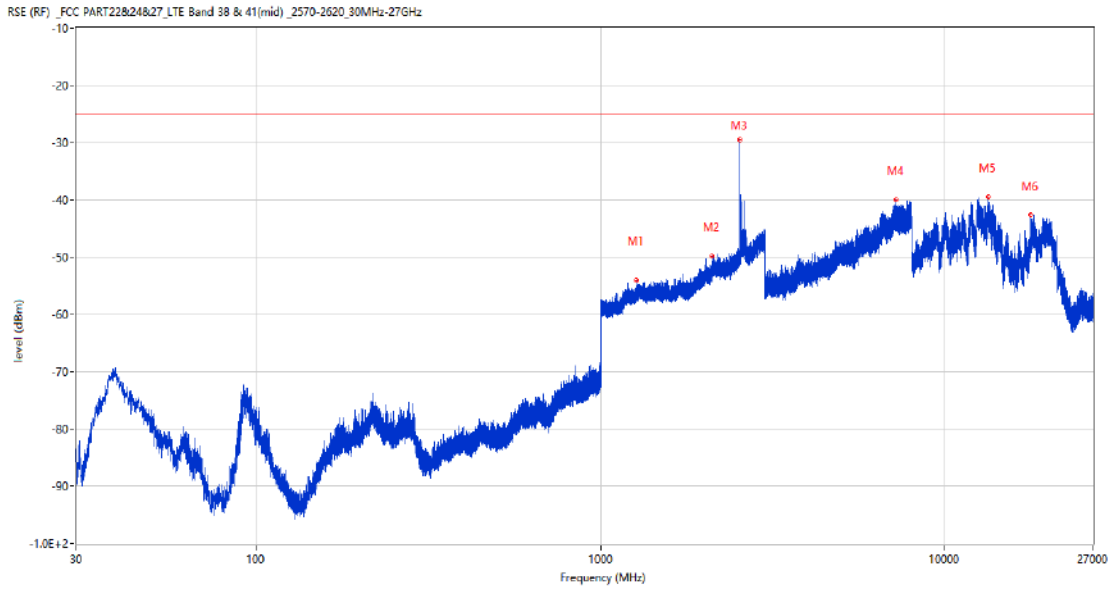
Frequency (MHz)	Result (dBm)	Factor (dB)	PK Limit (dBm)	Margin (dB)	Table (o)	ANT	EUT	Verdict
839.998	-68.27	-0.14	-25.0	43.27	199.00	Horizontal	Vertical	Pass
1297.200	-54.10	-0.94	-25.0	29.10	21.00	Horizontal	Vertical	Pass
2544.400	-29.91	5.66	-25.0	4.91	99.00	Horizontal	Vertical	N/A
7234.500	-40.37	14.41	-25.0	15.37	263.00	Horizontal	Vertical	Pass
12610.825	-39.86	14.20	-25.0	14.86	330.00	Horizontal	Vertical	Pass
19652.850	-42.89	12.93	-25.0	17.89	63.00	Horizontal	Vertical	Pass

RSE-V&V CH37952 20M RB1 LOW CH38150 20M RB1 HIGH



Frequency (MHz)	Result (dBm)	Factor (dB)	PK Limit (dBm)	Margin (dB)	Table (o)	ANT	EUT	Verdict
839.998	-68.20	-0.14	-25.0	43.20	116.00	Vertical	Vertical	Pass
1358.200	-53.38	-1.68	-25.0	28.38	99.00	Vertical	Vertical	Pass
2544.400	-26.68	5.66	-25.0	1.68	150.00	Vertical	Vertical	N/A
7243.000	-40.39	14.55	-25.0	15.39	283.00	Vertical	Vertical	Pass
13410.187	-39.45	16.79	-25.0	14.45	257.00	Vertical	Vertical	Pass
19766.249	-42.27	12.94	-25.0	17.27	1.00	Vertical	Vertical	Pass

RSE-V&H CH37952 20M RB1 LOW CH38150 20M RB1 HIGH

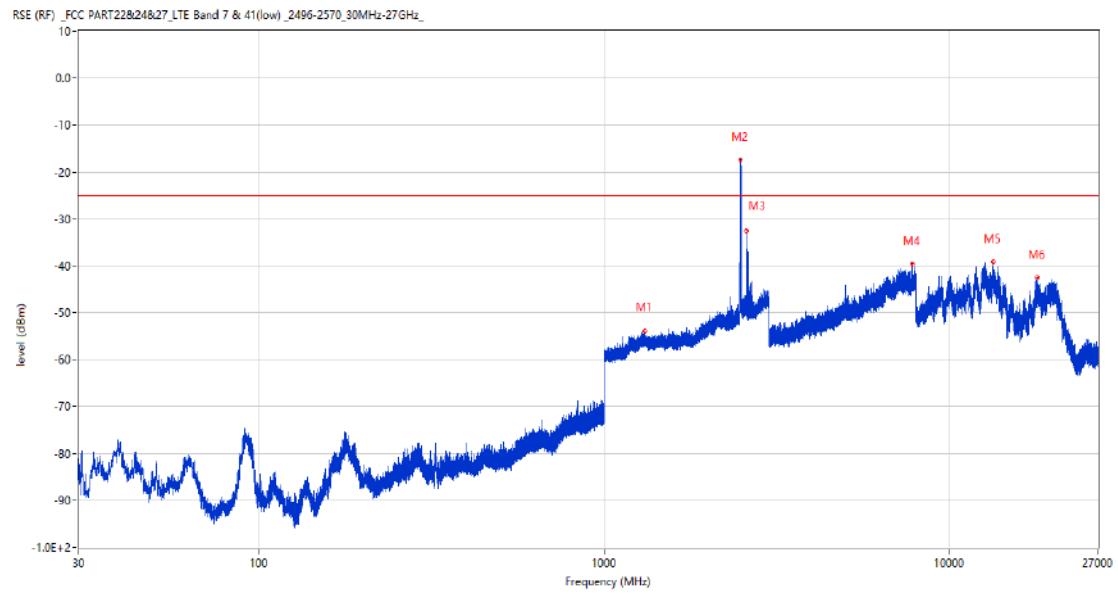


Frequency (MHz)	Result (dBm)	Factor (dB)	PK Limit (dBm)	Margin (dB)	Table (o)	ANT	EUT	Verdict
1270.500	-54.11	-1.53	-25.0	29.11	50.00	Vertical	Horizontal	Pass
2110.900	-49.81	2.73	-25.0	24.81	2.00	Vertical	Horizontal	Pass
2544.500	-29.43	5.64	-25.0	4.43	35.00	Vertical	Horizontal	N/A
7242.500	-39.99	14.56	-25.0	14.99	99.00	Vertical	Horizontal	Pass
13354.276	-39.42	16.58	-25.0	14.42	0.00	Vertical	Horizontal	Pass
17806.012	-42.58	13.04	-25.0	17.58	0.00	Vertical	Horizontal	Pass

22 CA_41C

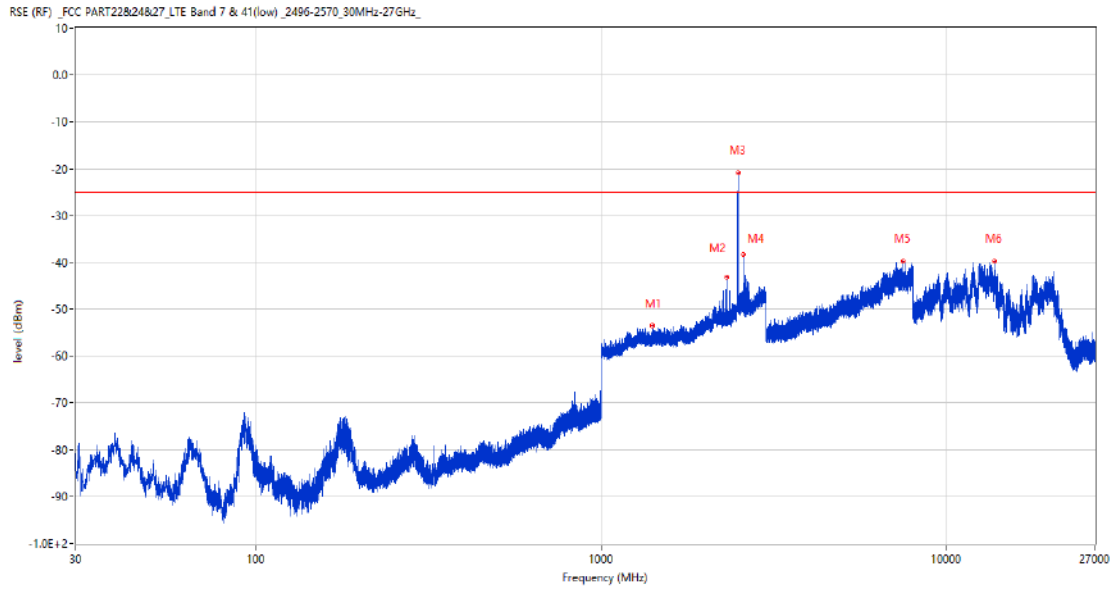
22.1 CA_41C 20MHz+5MHz, QPSK, Low Channel

RSE-H&H CH39750 20M RB1 LOW CH39867 5M RB1 HIGH



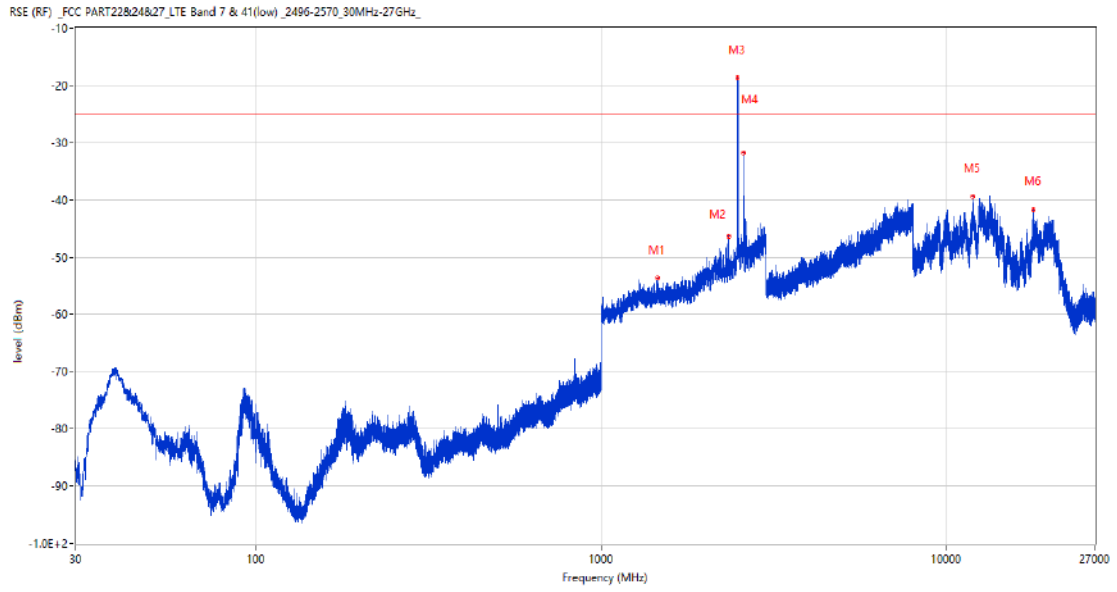
Frequency (MHz)	Result (dBm)	Factor (dB)	PK Limit (dBm)	Margin (dB)	Table (o)	ANT	EUT	Verdict
1311.700	-53.83	-1.04	-25.0	28.83	136.00	Horizontal	Horizontal	Pass
2485.700	-17.44	6.33	-25.0	-7.56	136.00	Horizontal	Horizontal	N/A
2583.800	-32.50	6.80	-25.0	7.50	142.00	Horizontal	Horizontal	N/A
7814.250	-39.53	15.28	-25.0	14.53	325.00	Horizontal	Horizontal	Pass
13371.338	-39.27	16.74	-25.0	14.27	78.00	Horizontal	Horizontal	Pass
17981.100	-42.51	13.32	-25.0	17.51	317.00	Horizontal	Horizontal	Pass

RSE-H&V CH39750 20M RB1 LOW CH39867 5M RB1 HIGH



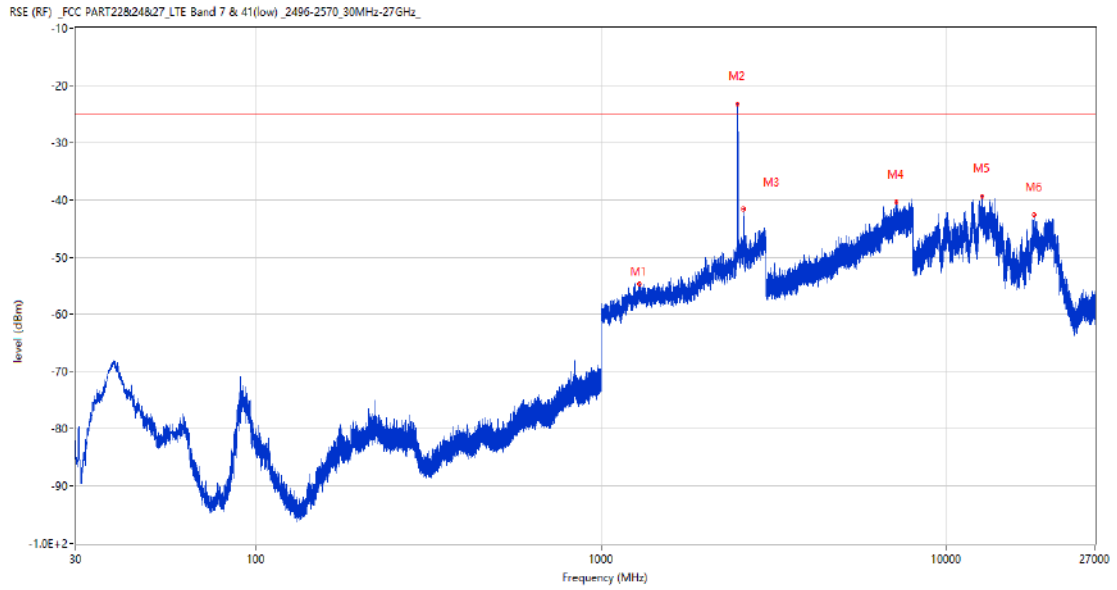
Frequency (MHz)	Result (dBm)	Factor (dB)	PK Limit (dBm)	Margin (dB)	Table (o)	ANT	EUT	Verdict
1407.400	-53.54	-1.46	-25.0	28.54	1.00	Horizontal	Vertical	Pass
2312.200	-43.17	2.52	-25.0	18.17	182.00	Horizontal	Vertical	Pass
2489.100	-20.99	6.79	-25.0	-4.01	131.00	Horizontal	Vertical	N/A
2590.500	-38.43	6.47	-25.0	13.43	214.00	Horizontal	Vertical	N/A
7504.250	-39.80	13.75	-25.0	14.80	309.00	Horizontal	Vertical	Pass
13789.500	-39.82	16.31	-25.0	14.82	133.00	Horizontal	Vertical	Pass

RSE-V&V CH39750 20M RB1 LOW CH39867 5M RB1 HIGH



Frequency (MHz)	Result (dBm)	Factor (dB)	PK Limit (dBm)	Margin (dB)	Table (o)	ANT	EUT	Verdict
1451.600	-53.71	-1.27	-25.0	28.71	1.00	Vertical	Vertical	Pass
2346.500	-46.28	3.68	-25.0	21.28	17.00	Vertical	Vertical	Pass
2484.800	-18.69	5.73	-25.0	-6.31	75.00	Vertical	Vertical	N/A
2583.800	-31.74	6.80	-25.0	6.74	68.00	Vertical	Vertical	N/A
11956.987	-39.42	13.98	-25.0	14.42	349.00	Vertical	Vertical	Pass
17927.551	-41.74	13.55	-25.0	16.74	144.00	Vertical	Vertical	Pass

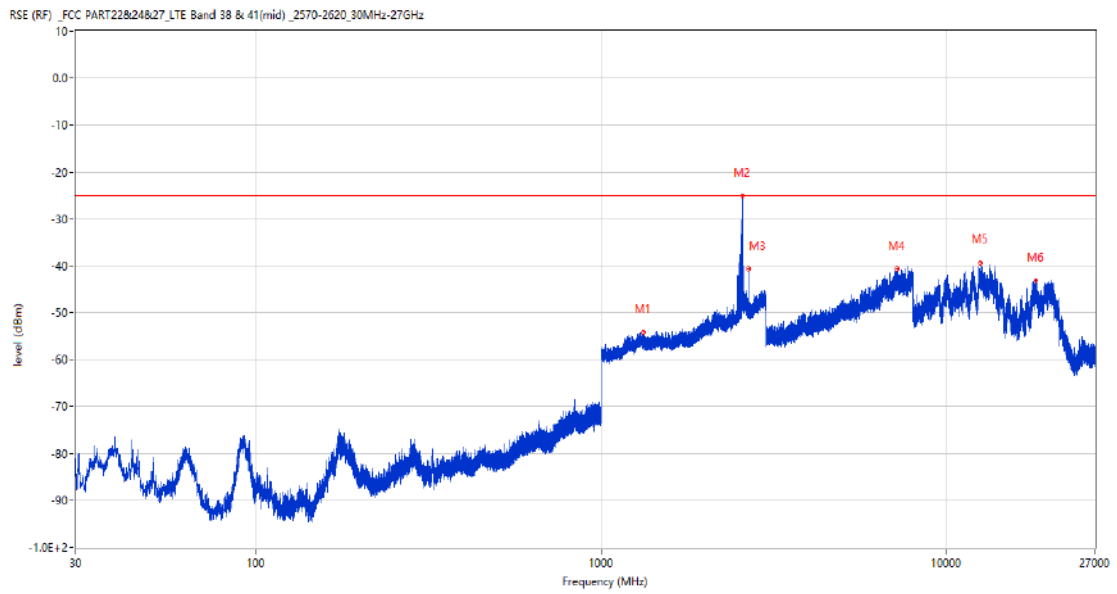
RSE-V&H CH39750 20M RB1 LOW CH39867 5M RB1 HIGH



Frequency (MHz)	Result (dBm)	Factor (dB)	PK Limit (dBm)	Margin (dB)	Table (o)	ANT	EUT	Verdict
1290.400	-54.66	-1.17	-25.0	29.66	94.00	Vertical	Horizontal	Pass
2487.200	-23.25	6.77	-25.0	-1.75	3.00	Vertical	Horizontal	N/A
2587.100	-41.50	6.54	-25.0	16.50	42.00	Vertical	Horizontal	N/A
7147.000	-40.46	13.79	-25.0	15.46	29.00	Vertical	Horizontal	Pass
12726.013	-39.43	14.75	-25.0	14.43	258.00	Vertical	Horizontal	Pass
17951.699	-42.68	14.05	-25.0	17.68	3.00	Vertical	Horizontal	Pass

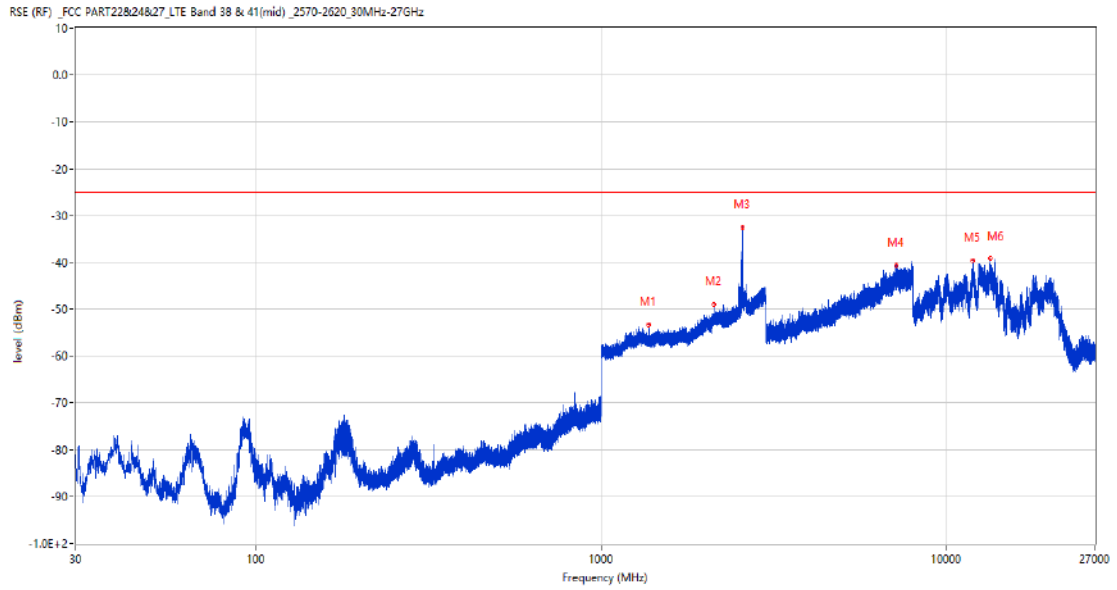
22.2 CA_41C 20MHz+5MHz, QPSK, Middle Channel

RSE-H&H CH40595 20M RB1 LOW CH40712 5M RB1 HIGH



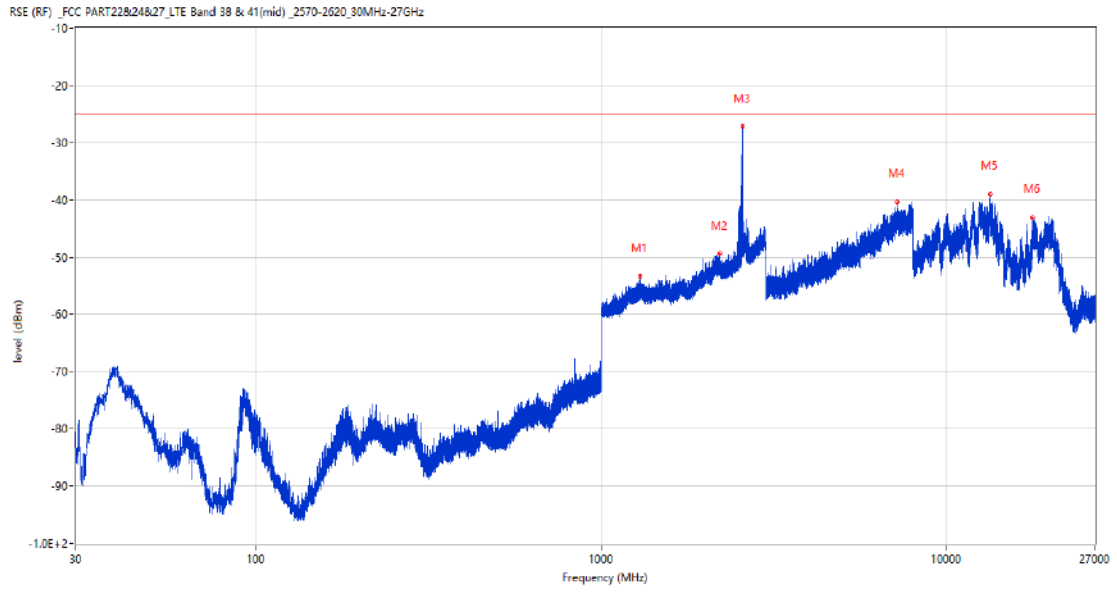
Frequency (MHz)	Result (dBm)	Factor (dB)	PK Limit (dBm)	Margin (dB)	Table (o)	ANT	EUT	Verdict
1327.900	-54.21	-1.42	-25.0	29.21	355.00	Horizontal	Horizontal	Pass
2564.100	-25.02	7.96	-25.0	0.02	156.00	Horizontal	Horizontal	N/A
2674.400	-40.71	6.79	-25.0	15.71	137.00	Horizontal	Horizontal	Pass
7193.500	-40.57	14.35	-25.0	15.57	120.00	Horizontal	Horizontal	Pass
12600.375	-39.29	14.18	-25.0	14.29	327.00	Horizontal	Horizontal	Pass
18186.301	-43.22	12.86	-25.0	18.22	360.00	Horizontal	Horizontal	Pass

RSE-H&V CH40595 20M RB1 LOW CH40712 5M RB1 HIGH



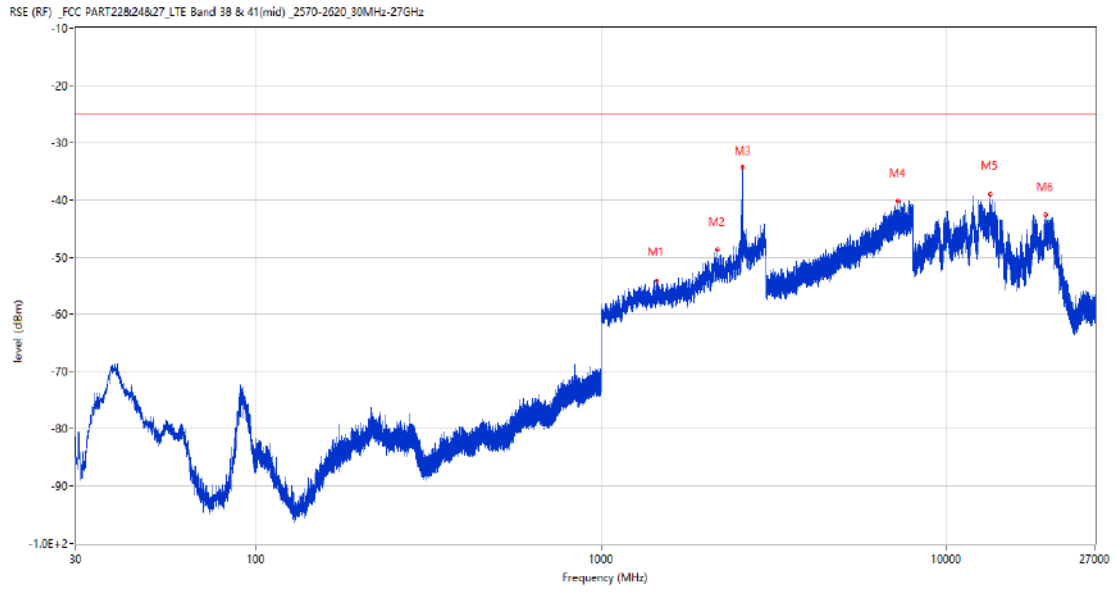
Frequency (MHz)	Result (dBm)	Factor (dB)	PK Limit (dBm)	Margin (dB)	Table (o)	ANT	EUT	Verdict
1372.400	-53.31	-1.60	-25.0	28.31	267.00	Horizontal	Vertical	Pass
2123.300	-49.04	2.93	-25.0	24.04	227.00	Horizontal	Vertical	Pass
2564.100	-32.55	7.96	-25.0	7.55	155.00	Horizontal	Vertical	N/A
7153.250	-40.70	13.76	-25.0	15.70	353.00	Horizontal	Vertical	Pass
11916.137	-39.70	13.96	-25.0	14.70	348.00	Horizontal	Vertical	Pass
13372.650	-39.12	16.75	-25.0	14.12	40.00	Horizontal	Vertical	Pass

RSE-V&V CH40595 20M RB1 LOW CH40712 5M RB1 HIGH



Frequency (MHz)	Result (dBm)	Factor (dB)	PK Limit (dBm)	Margin (dB)	Table (o)	ANT	EUT	Verdict
1294.500	-53.36	-1.08	-25.0	28.36	60.00	Vertical	Vertical	Pass
2205.700	-49.44	3.38	-25.0	24.44	210.00	Vertical	Vertical	Pass
2563.900	-27.22	7.95	-25.0	2.22	148.00	Vertical	Vertical	N/A
7186.500	-40.46	14.24	-25.0	15.46	202.00	Vertical	Vertical	Pass
13379.474	-39.01	16.82	-25.0	14.01	341.00	Vertical	Vertical	Pass
17793.937	-43.10	12.82	-25.0	18.10	292.00	Vertical	Vertical	Pass

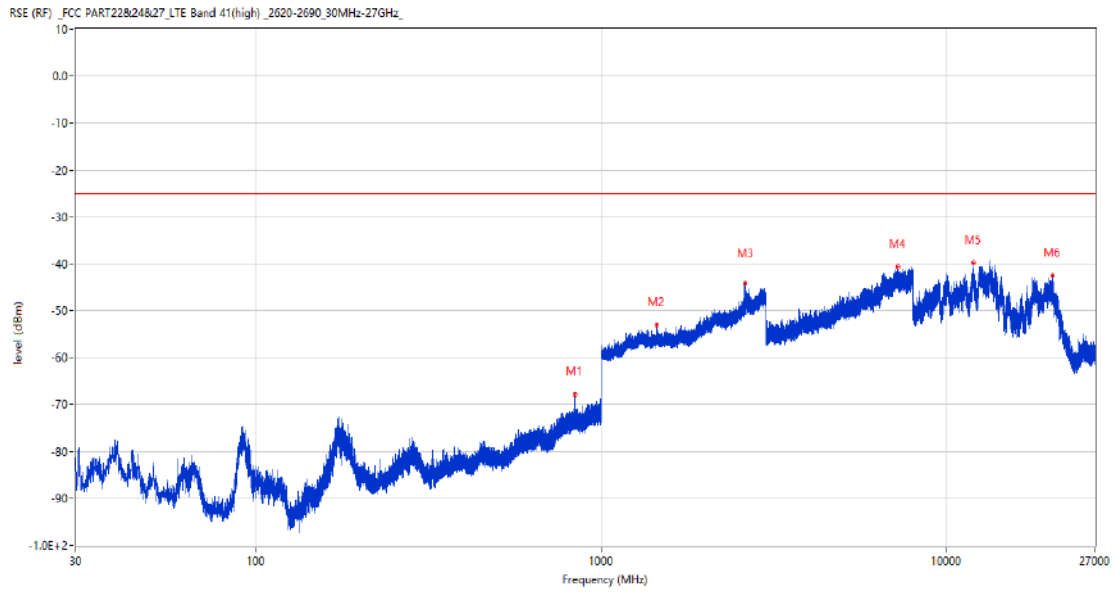
RSE-V&H CH40595 20M RB1 LOW CH40712 5M RB1 HIGH



Frequency (MHz)	Result (dBm)	Factor (dB)	PK Limit (dBm)	Margin (dB)	Table (o)	ANT	EUT	Verdict
1451.300	-54.13	-1.22	-25.0	29.13	54.00	Vertical	Horizontal	Pass
2176.800	-48.77	2.90	-25.0	23.77	275.00	Vertical	Horizontal	Pass
2564.000	-34.29	7.96	-25.0	9.29	10.00	Vertical	Horizontal	N/A
7248.000	-40.31	14.62	-25.0	15.31	0.00	Vertical	Horizontal	Pass
13406.513	-39.00	16.87	-25.0	14.00	3.00	Vertical	Horizontal	Pass
19418.849	-42.64	12.92	-25.0	17.64	233.00	Vertical	Horizontal	Pass

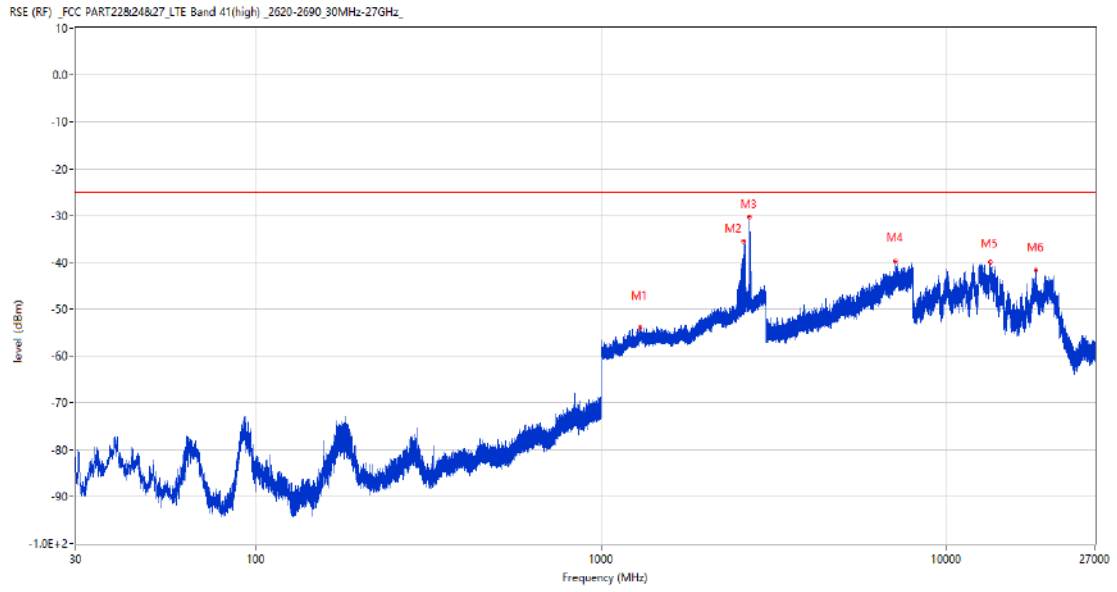
22.3 CA_41C 20MHz+5MHz, QPSK, High Channel

RSE-H&H CH41440 20M RB1 LOW CH41557 5M RB1 HIGH



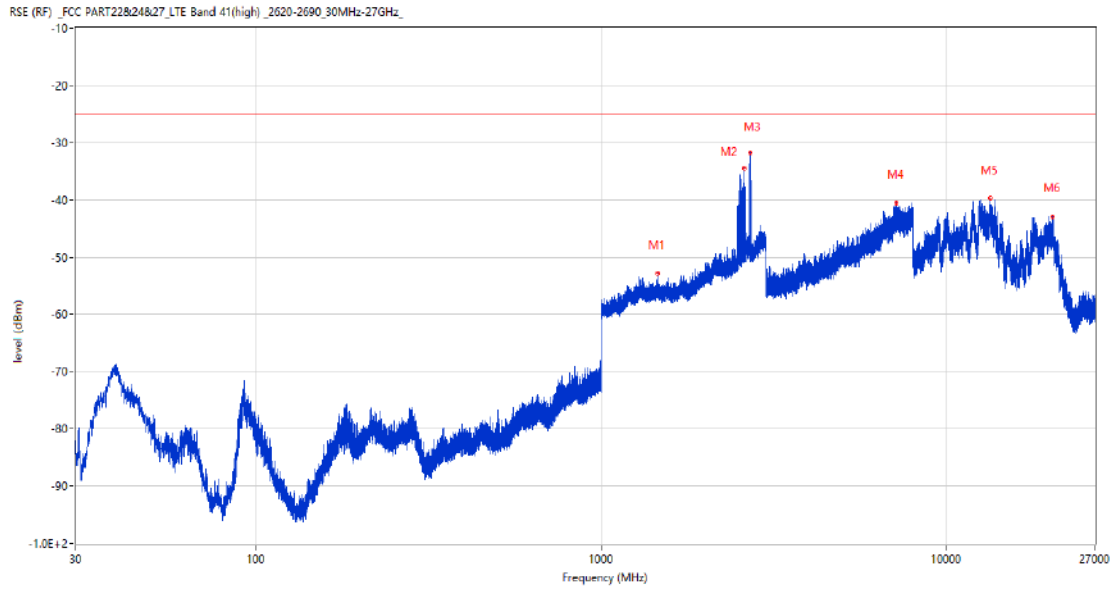
Frequency (MHz)	Result (dBm)	Factor (dB)	PK Limit (dBm)	Margin (dB)	Table (o)	ANT	EUT	Verdict
839.998	-67.87	-0.14	-25.0	42.87	154.00	Horizontal	Horizontal	Pass
1445.200	-53.01	-1.15	-25.0	28.01	79.00	Horizontal	Horizontal	Pass
2609.100	-44.09	6.22	-25.0	19.09	2.00	Horizontal	Horizontal	N/A
7229.750	-40.71	14.32	-25.0	15.71	57.00	Horizontal	Horizontal	Pass
11989.049	-39.87	13.86	-25.0	14.87	266.00	Horizontal	Horizontal	Pass
20349.450	-42.50	12.97	-25.0	17.50	322.00	Horizontal	Horizontal	Pass

RSE-H&V CH41440 20M RB1 LOW CH41557 5M RB1 HIGH



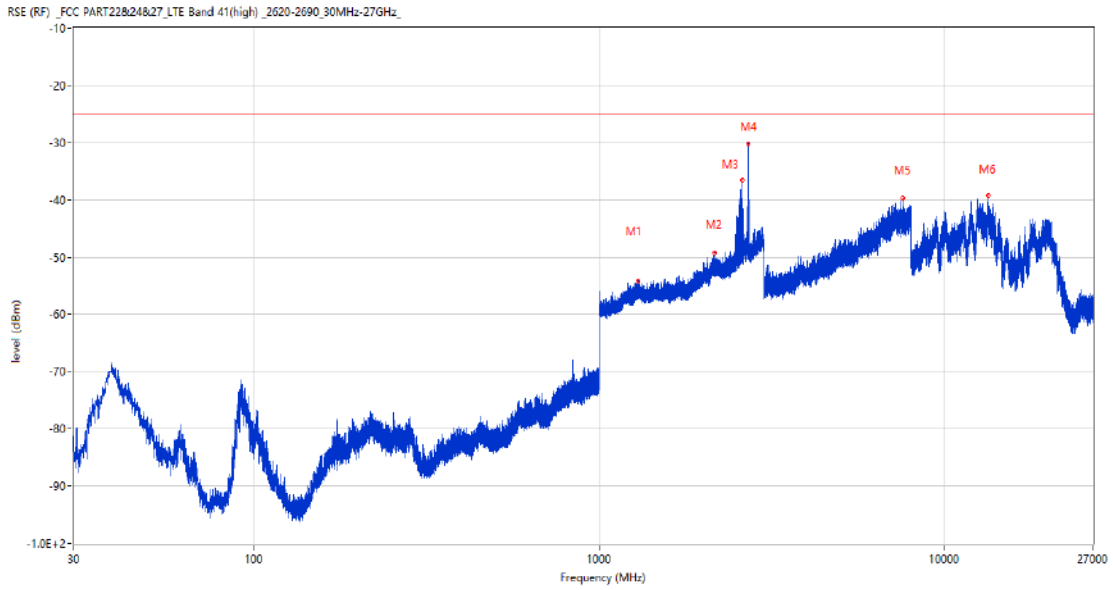
Frequency (MHz)	Result (dBm)	Factor (dB)	PK Limit (dBm)	Margin (dB)	Table (o)	ANT	EUT	Verdict
1297.000	-53.89	-0.85	-25.0	28.89	257.00	Horizontal	Vertical	Pass
2588.600	-35.50	5.75	-25.0	10.50	95.00	Horizontal	Vertical	Pass
2697.700	-30.25	8.15	-25.0	5.25	154.00	Horizontal	Vertical	N/A
7126.250	-39.71	13.80	-25.0	14.71	194.00	Horizontal	Vertical	Pass
13422.000	-39.94	16.53	-25.0	14.94	317.00	Horizontal	Vertical	Pass
18193.500	-41.77	12.86	-25.0	16.77	1.00	Horizontal	Vertical	Pass

RSE-V&V CH41440 20M RB1 LOW CH41557 5M RB1 HIGH



Frequency (MHz)	Result (dBm)	Factor (dB)	PK Limit (dBm)	Margin (dB)	Table (o)	ANT	EUT	Verdict
1454.000	-52.81	-1.16	-25.0	27.81	132.00	Vertical	Vertical	Pass
2603.200	-34.39	5.83	-25.0	9.39	48.00	Vertical	Vertical	N/A
2701.600	-31.76	7.16	-25.0	6.76	61.00	Vertical	Vertical	N/A
7145.500	-40.50	13.76	-25.0	15.50	40.00	Vertical	Vertical	Pass
13391.549	-39.75	16.93	-25.0	14.75	360.00	Vertical	Vertical	Pass
20359.801	-42.93	12.97	-25.0	17.93	86.00	Vertical	Vertical	Pass

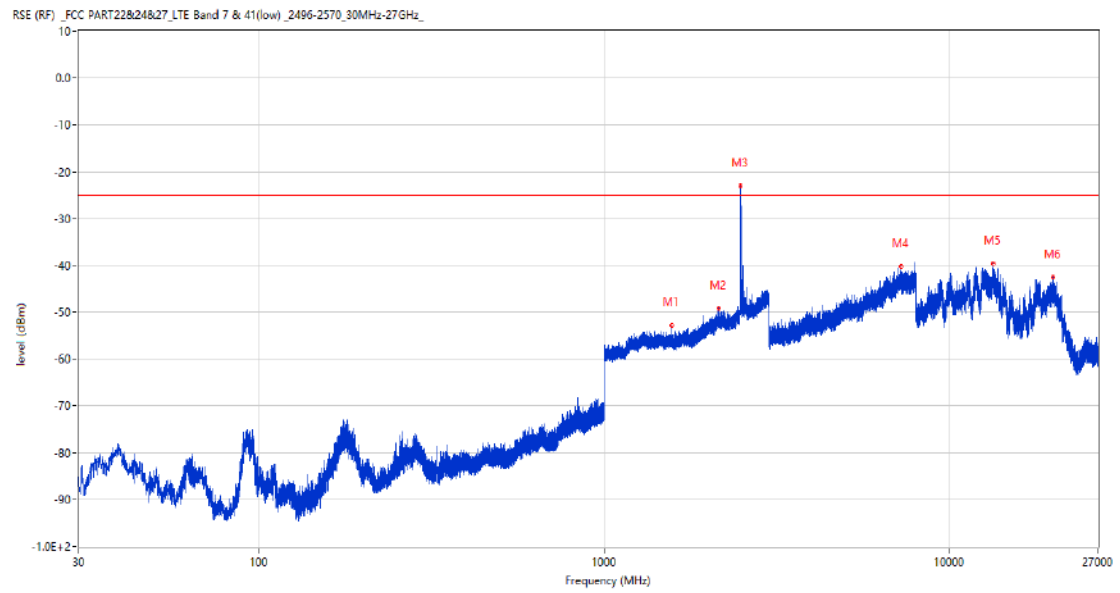
RSE-V&H CH41440 20M RB1 LOW CH41557 5M RB1 HIGH



Frequency (MHz)	Result (dBm)	Factor (dB)	PK Limit (dBm)	Margin (dB)	Table (o)	ANT	EUT	Verdict
1299.700	-54.21	-0.92	-25.0	29.21	347.00	Vertical	Horizontal	Pass
2155.100	-49.17	3.27	-25.0	24.17	154.00	Vertical	Horizontal	Pass
2598.200	-36.55	6.49	-25.0	11.55	35.00	Vertical	Horizontal	N/A
2701.000	-30.15	7.14	-25.0	5.15	113.00	Vertical	Horizontal	N/A
7594.000	-39.80	13.84	-25.0	14.80	20.00	Vertical	Horizontal	Pass
13359.263	-39.24	16.63	-25.0	14.24	264.00	Vertical	Horizontal	Pass

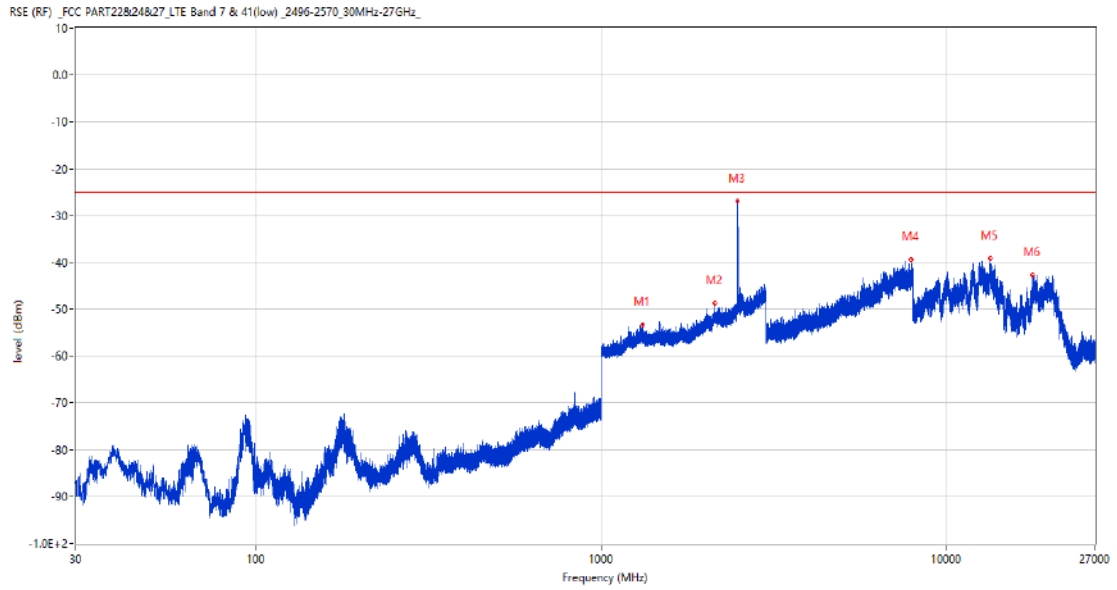
22.4 CA_41C 20MHz+20MHz, QPSK, Low Channel

RSE-H&HCH39750 20M RB1 LOW CH39948 20M RB1 HIGH



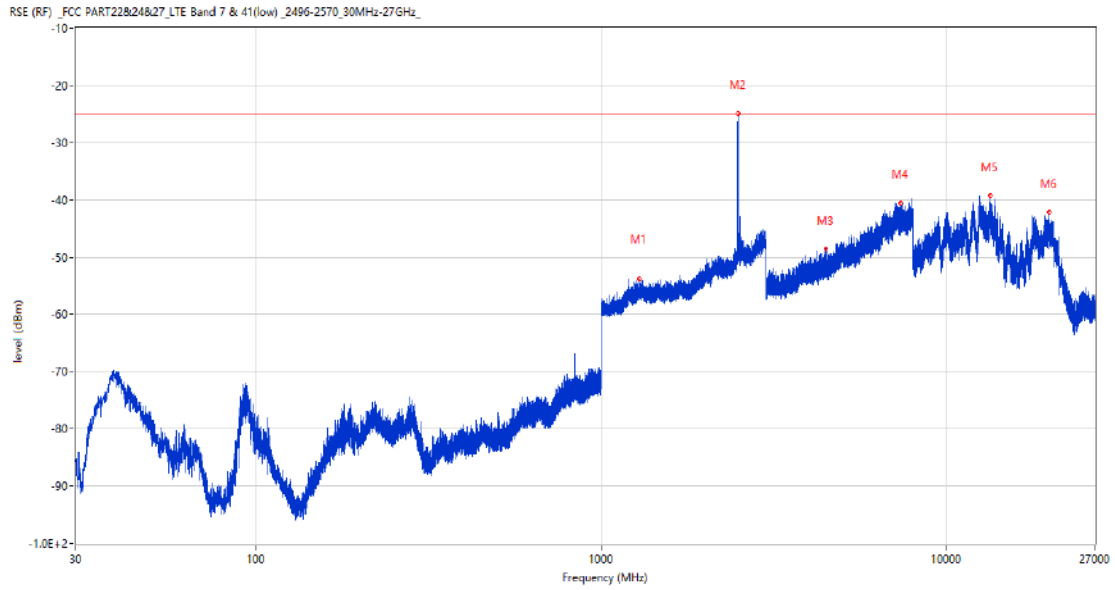
Frequency (MHz)	Result (dBm)	Factor (dB)	PK Limit (dBm)	Margin (dB)	Table (o)	ANT	EUT	Verdict
1568.700	-52.79	-1.10	-25.0	27.79	1.00	Horizontal	Horizontal	Pass
2142.800	-49.18	3.29	-25.0	24.18	298.00	Horizontal	Horizontal	Pass
2485.700	-23.09	6.33	-25.0	-1.91	1.00	Horizontal	Horizontal	N/A
7252.000	-40.25	14.68	-25.0	15.25	317.00	Horizontal	Horizontal	Pass
13389.187	-39.70	16.91	-25.0	14.70	118.00	Horizontal	Horizontal	Pass
19922.850	-42.61	12.95	-25.0	17.61	328.00	Horizontal	Horizontal	Pass

RSE-H&VCH39750 20M RB1 LOW CH39948 20M RB1 HIGH



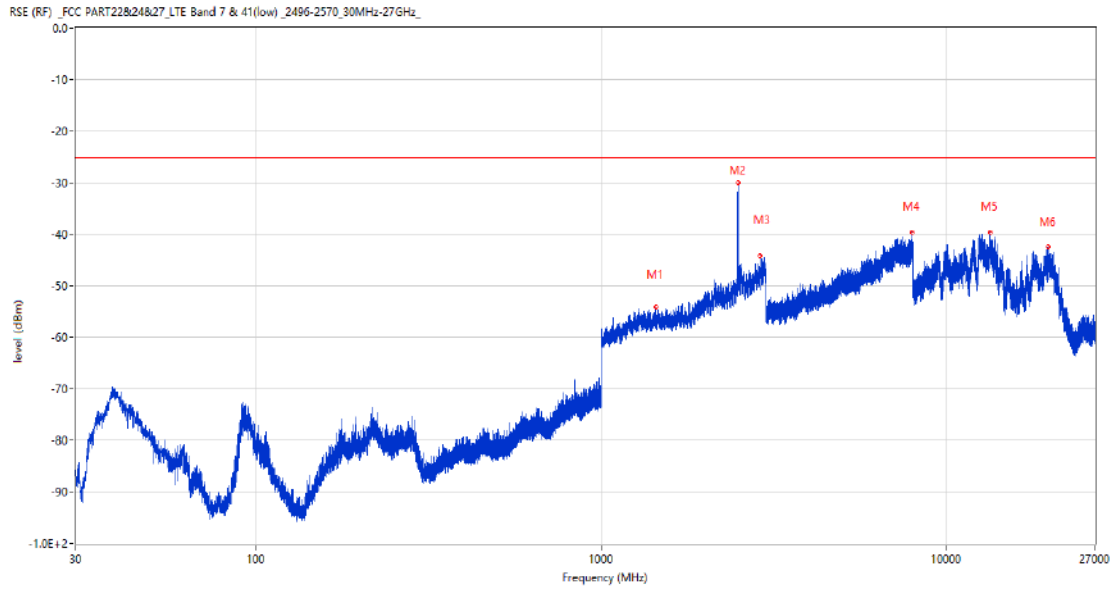
Frequency (MHz)	Result (dBm)	Factor (dB)	PK Limit (dBm)	Margin (dB)	Table (o)	ANT	EUT	Verdict
1320.600	-53.28	-1.13	-25.0	28.28	69.00	Horizontal	Vertical	Pass
2137.100	-48.83	3.23	-25.0	23.83	147.00	Horizontal	Vertical	Pass
2487.200	-26.90	6.77	-25.0	1.90	115.00	Horizontal	Vertical	N/A
7891.500	-39.48	14.63	-25.0	14.48	52.00	Horizontal	Vertical	Pass
13401.000	-39.23	16.99	-25.0	14.23	127.00	Horizontal	Vertical	Pass
17805.224	-42.68	13.06	-25.0	17.68	179.00	Horizontal	Vertical	Pass

RSE-V&VCH39750 20M RB1 LOW CH39948 20M RB1 HIGH



Frequency (MHz)	Result (dBm)	Factor (dB)	PK Limit (dBm)	Margin (dB)	Table (o)	ANT	EUT	Verdict
1292.600	-53.77	-1.22	-25.0	28.77	148.00	Vertical	Vertical	Pass
2489.400	-24.89	6.79	-25.0	-0.11	122.00	Vertical	Vertical	N/A
4475.250	-48.61	6.99	-25.0	23.61	10.00	Vertical	Vertical	Pass
7356.000	-40.53	14.73	-25.0	15.53	10.00	Vertical	Vertical	Pass
13391.549	-39.25	16.93	-25.0	14.25	287.00	Vertical	Vertical	Pass
19821.150	-42.17	12.94	-25.0	17.17	1.00	Vertical	Vertical	Pass

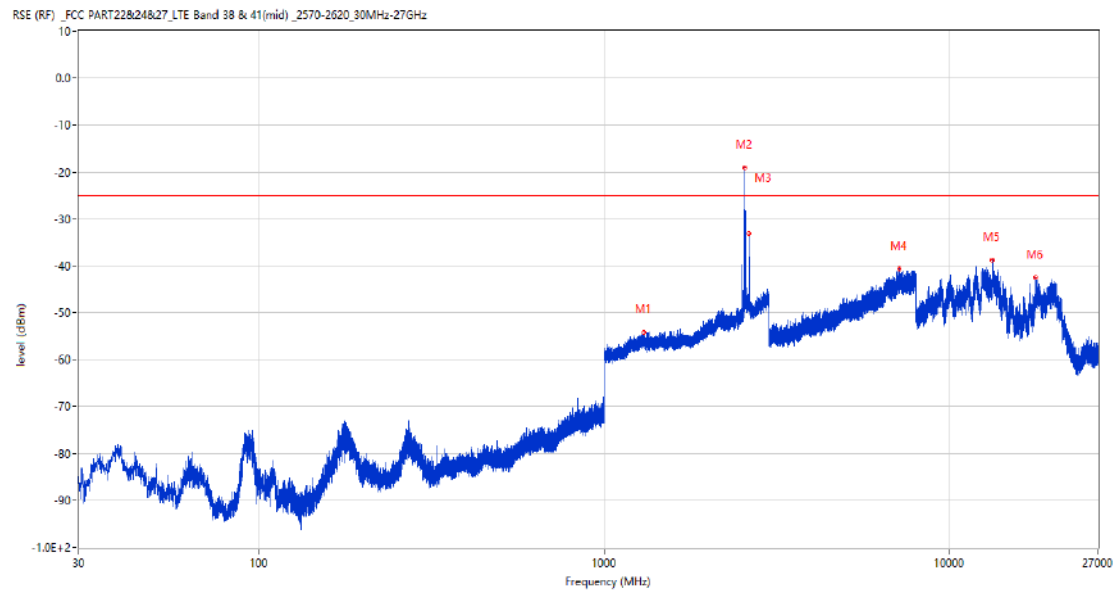
RSE-V&HCH39750 20M RB1 LOW CH39948 20M RB1 HIGH



Frequency (MHz)	Result (dBm)	Factor (dB)	PK Limit (dBm)	Margin (dB)	Table (o)	ANT	EUT	Verdict
1442.800	-54.20	-1.23	-25.0	29.20	1.00	Vertical	Horizontal	Pass
2488.300	-29.92	6.78	-25.0	4.92	39.00	Vertical	Horizontal	N/A
2883.400	-44.23	9.42	-25.0	19.23	164.00	Vertical	Horizontal	Pass
7951.000	-39.59	15.05	-25.0	14.59	147.00	Vertical	Horizontal	Pass
13386.037	-39.54	16.88	-25.0	14.54	145.00	Vertical	Horizontal	Pass
19738.800	-42.52	12.94	-25.0	17.52	239.00	Vertical	Horizontal	Pass

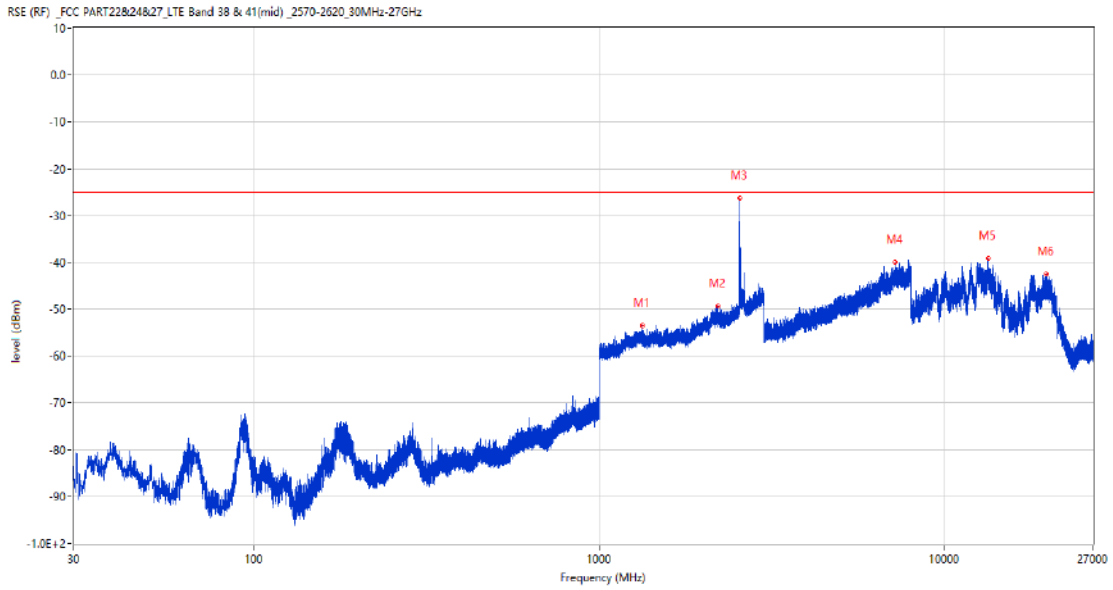
22.5 CA_41C 20MHz+20MHz, QPSK,Middle Channel

RSE-H&HCH40521 20M RB1 LOW CH40719 20M RB1 HIGH



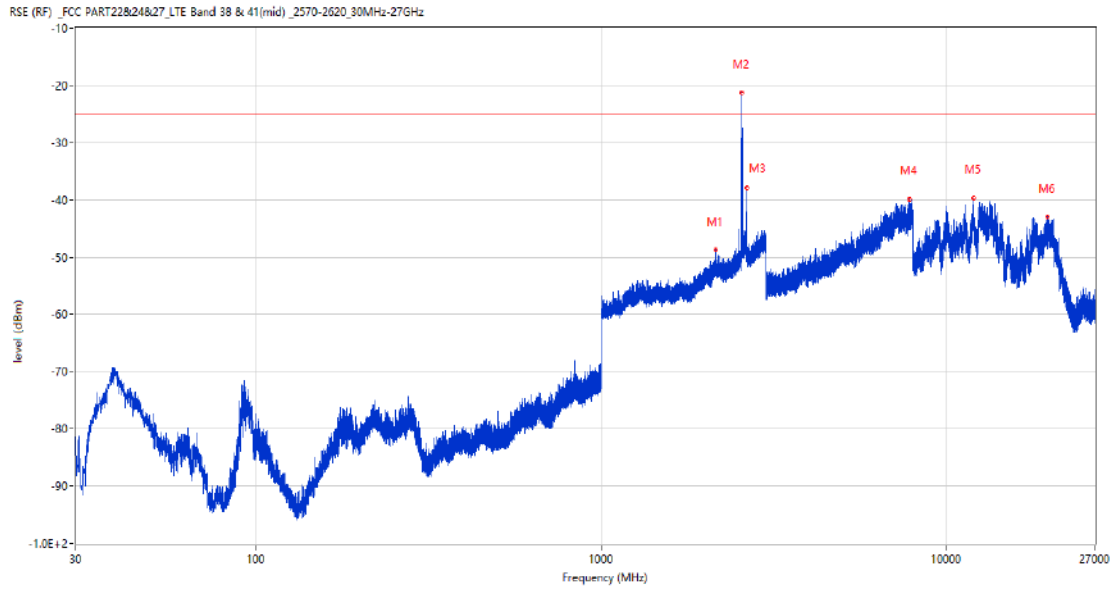
Frequency (MHz)	Result (dBm)	Factor (dB)	PK Limit (dBm)	Margin (dB)	Table (o)	ANT	EUT	Verdict
1303.000	-54.07	-0.96	-25.0	29.07	1.00	Horizontal	Horizontal	Pass
2555.000	-18.99	6.47	-25.0	-6.01	156.00	Horizontal	Horizontal	N/A
2625.600	-33.17	8.50	-25.0	8.17	130.00	Horizontal	Horizontal	N/A
7156.750	-40.69	13.84	-25.0	15.69	118.00	Horizontal	Horizontal	Pass
13338.000	-38.87	16.07	-25.0	13.87	204.00	Horizontal	Horizontal	Pass
17813.101	-42.59	12.84	-25.0	17.59	147.00	Horizontal	Horizontal	Pass

RSE-H&VCH40521 20M RB1 LOW CH40719 20M RB1 HIGH



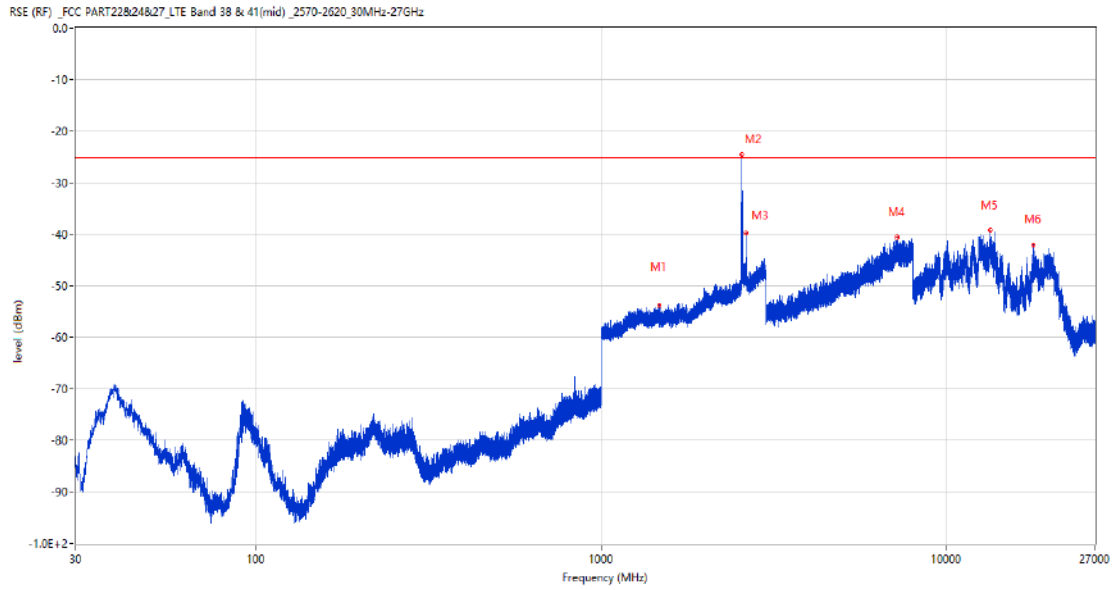
Frequency (MHz)	Result (dBm)	Factor (dB)	PK Limit (dBm)	Margin (dB)	Table (o)	ANT	EUT	Verdict
1330.900	-53.49	-1.44	-25.0	28.49	244.00	Horizontal	Vertical	Pass
2203.100	-49.42	3.25	-25.0	24.42	337.00	Horizontal	Vertical	Pass
2555.300	-26.37	6.48	-25.0	1.37	112.00	Horizontal	Vertical	N/A
7218.750	-40.06	13.95	-25.0	15.06	273.00	Horizontal	Vertical	Pass
13389.187	-39.22	16.91	-25.0	14.22	103.00	Horizontal	Vertical	Pass
19768.052	-42.44	12.94	-25.0	17.44	264.00	Horizontal	Vertical	Pass

RSE-V&VCH40521 20M RB1 LOW CH40719 20M RB1 HIGH



Frequency (MHz)	Result (dBm)	Factor (dB)	PK Limit (dBm)	Margin (dB)	Table (o)	ANT	EUT	Verdict
2145.900	-48.78	3.39	-25.0	23.78	1.00	Vertical	Vertical	Pass
2555.000	-21.26	6.47	-25.0	-3.74	24.00	Vertical	Vertical	N/A
2637.500	-37.89	6.69	-25.0	12.89	113.00	Vertical	Vertical	N/A
7827.500	-39.92	15.00	-25.0	14.92	360.00	Vertical	Vertical	Pass
11968.151	-39.70	13.94	-25.0	14.70	28.00	Vertical	Vertical	Pass
19665.900	-42.94	12.94	-25.0	17.94	2.00	Vertical	Vertical	Pass

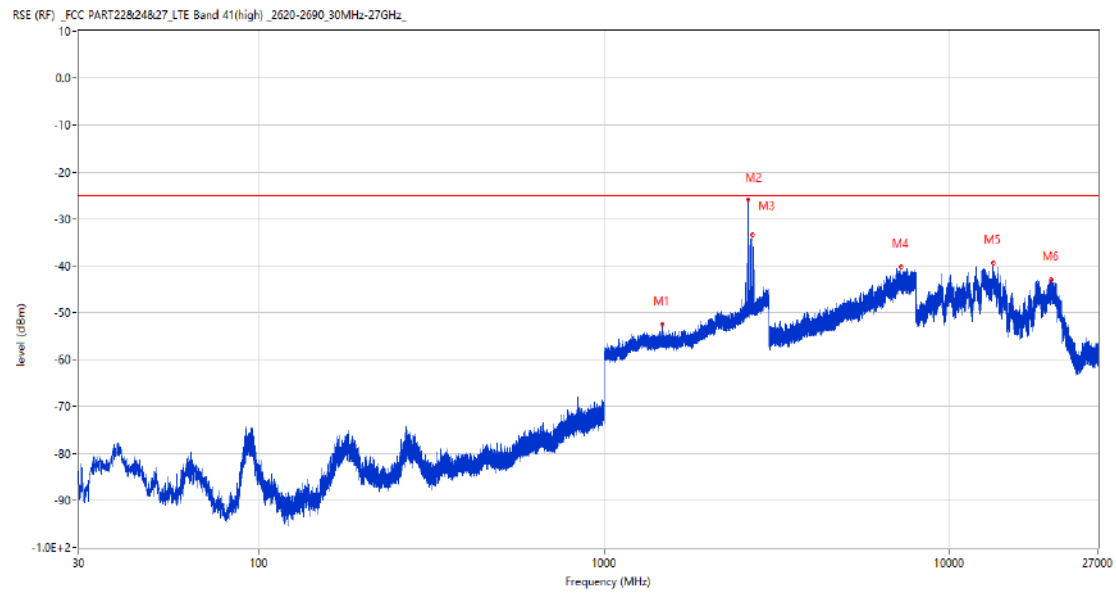
RSE-V&HCH40521 20M RB1 LOW CH40719 20M RB1 HIGH



Frequency (MHz)	Result (dBm)	Factor (dB)	PK Limit (dBm)	Margin (dB)	Table (o)	ANT	EUT	Verdict
1472.600	-53.74	-1.29	-25.0	28.74	231.00	Vertical	Horizontal	Pass
2555.200	-24.61	6.47	-25.0	-0.39	41.00	Vertical	Horizontal	N/A
2633.600	-39.90	6.51	-25.0	14.90	126.00	Vertical	Horizontal	N/A
7199.750	-40.60	14.32	-25.0	15.60	339.00	Vertical	Horizontal	Pass
13386.037	-39.29	16.88	-25.0	14.29	292.00	Vertical	Horizontal	Pass
17940.677	-41.98	13.87	-25.0	16.98	243.00	Vertical	Horizontal	Pass

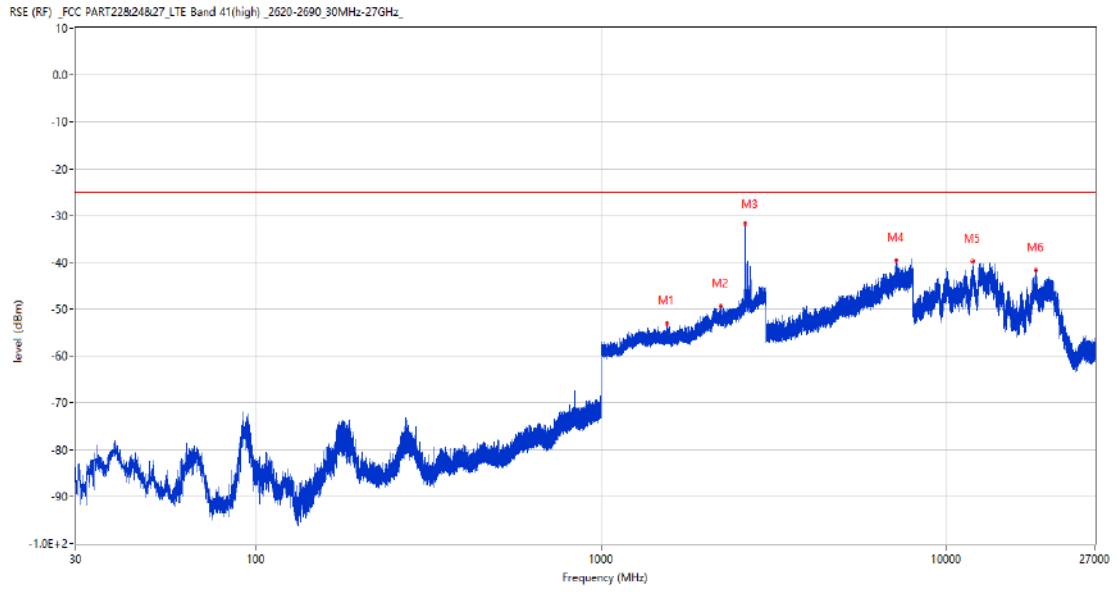
22.6 CA_41C 20MHz+20MHz, QPSK, High Channel

RSE-H&H CH41292 20M RB1 LOW CH41490 20M RB1 HIGH



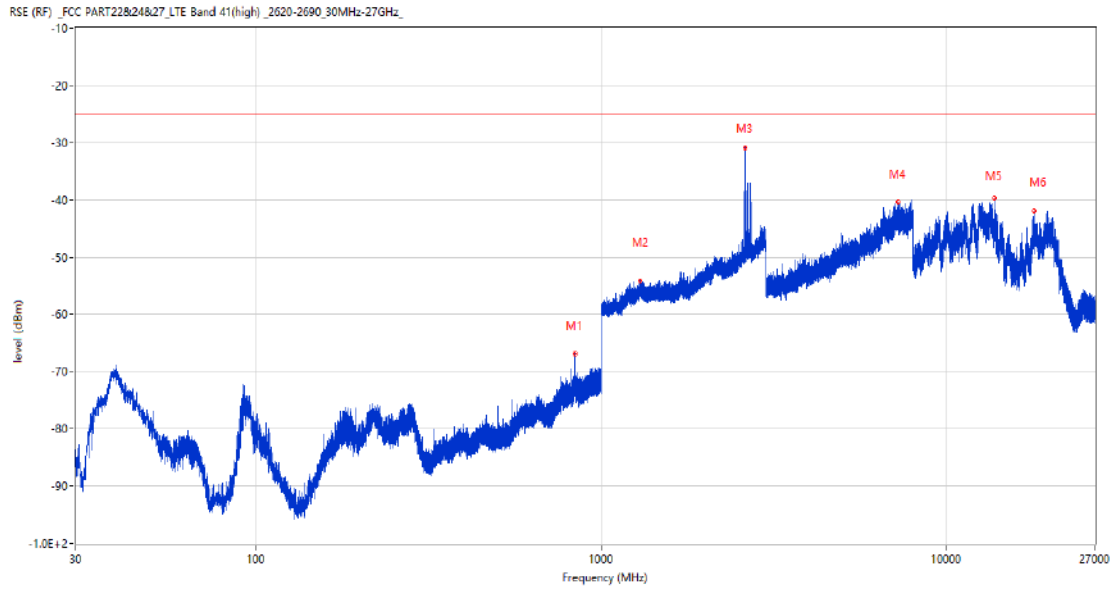
Frequency (MHz)	Result (dBm)	Factor (dB)	PK Limit (dBm)	Margin (dB)	Table (o)	ANT	EUT	Verdict
1471.600	-52.49	-1.36	-25.0	27.49	99.00	Horizontal	Horizontal	Pass
2612.500	-25.94	7.19	-25.0	0.94	159.00	Horizontal	Horizontal	N/A
2696.400	-33.44	8.15	-25.0	8.44	139.00	Horizontal	Horizontal	N/A
7257.750	-40.33	14.64	-25.0	15.33	181.00	Horizontal	Horizontal	Pass
13391.025	-39.37	16.93	-25.0	14.37	200.00	Horizontal	Horizontal	Pass
19757.699	-42.94	12.94	-25.0	17.94	213.00	Horizontal	Horizontal	Pass

RSE-H&V CH41292 20M RB1 LOW CH41490 20M RB1 HIGH



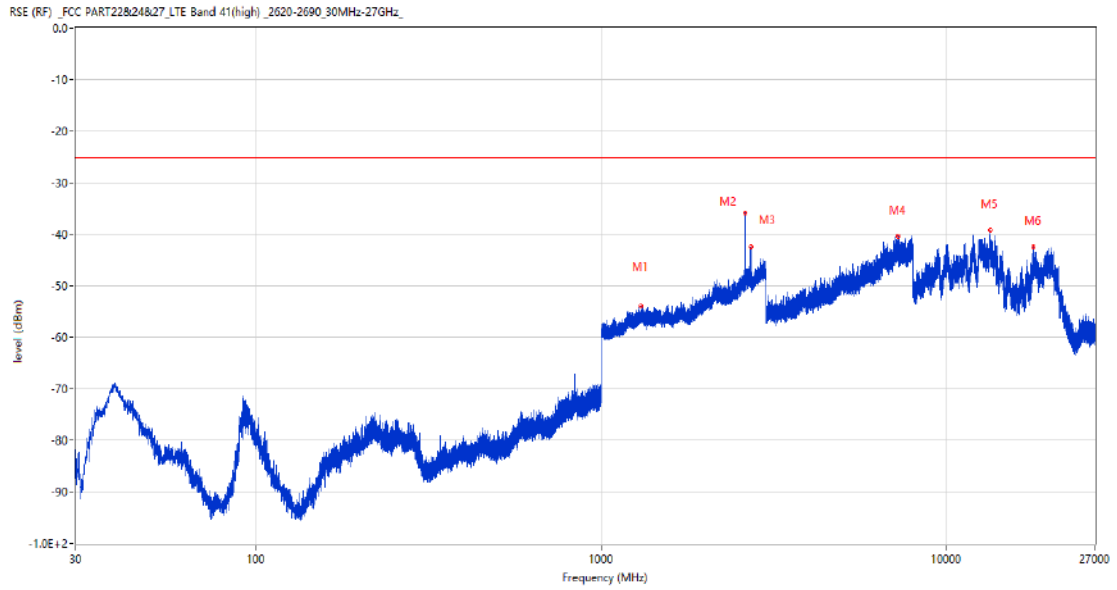
Frequency (MHz)	Result (dBm)	Factor (dB)	PK Limit (dBm)	Margin (dB)	Table (o)	ANT	EUT	Verdict
1553.800	-53.07	-1.11	-25.0	28.07	37.00	Horizontal	Vertical	Pass
2222.400	-49.38	3.17	-25.0	24.38	5.00	Horizontal	Vertical	Pass
2612.400	-31.66	7.15	-25.0	6.66	207.00	Horizontal	Vertical	N/A
7153.750	-39.63	13.82	-25.0	14.63	330.00	Horizontal	Vertical	Pass
11945.825	-39.87	14.00	-25.0	14.87	270.00	Horizontal	Vertical	Pass
18238.949	-41.61	12.86	-25.0	16.61	348.00	Horizontal	Vertical	Pass

RSE-V&V CH41292 20M RB1 LOW CH41490 20M RB1 HIGH



Frequency (MHz)	Result (dBm)	Factor (dB)	PK Limit (dBm)	Margin (dB)	Table (o)	ANT	EUT	Verdict
839.998	-66.90	-0.14	-25.0	41.90	341.00	Vertical	Vertical	Pass
1296.400	-54.10	-0.98	-25.0	29.10	77.00	Vertical	Vertical	Pass
2612.600	-30.83	7.22	-25.0	5.83	110.00	Vertical	Vertical	N/A
7255.500	-40.48	14.61	-25.0	15.48	326.00	Vertical	Vertical	Pass
13808.400	-39.69	16.81	-25.0	14.69	101.00	Vertical	Vertical	Pass
17947.238	-41.90	14.02	-25.0	16.90	68.00	Vertical	Vertical	Pass

RSE-V&H CH41292 20M RB1 LOW CH41490 20M RB1 HIGH

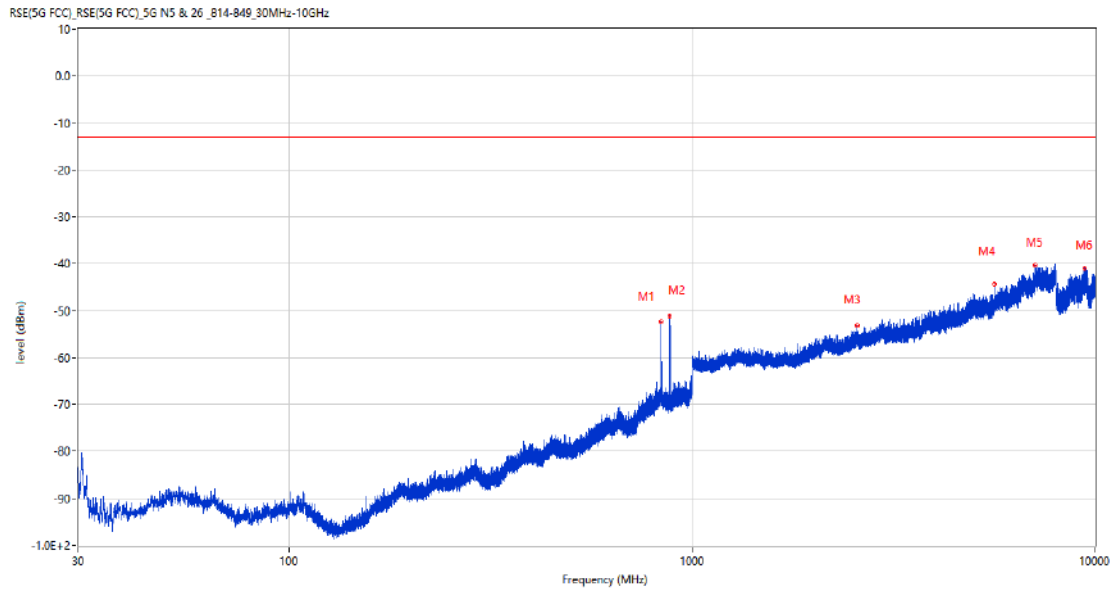


Frequency (MHz)	Result (dBm)	Factor (dB)	PK Limit (dBm)	Margin (dB)	Table (o)	ANT	EUT	Verdict
1301.300	-54.05	-0.85	-25.0	29.05	1.00	Vertical	Horizontal	Pass
2612.500	-35.89	7.19	-25.0	10.89	46.00	Vertical	Horizontal	N/A
2714.700	-42.36	6.59	-25.0	17.36	59.00	Vertical	Horizontal	N/A
7256.000	-40.44	14.59	-25.0	15.44	32.00	Vertical	Horizontal	Pass
13379.738	-39.20	16.82	-25.0	14.20	121.00	Vertical	Horizontal	Pass
17942.776	-42.43	13.92	-25.0	17.43	295.00	Vertical	Horizontal	Pass

23 n5

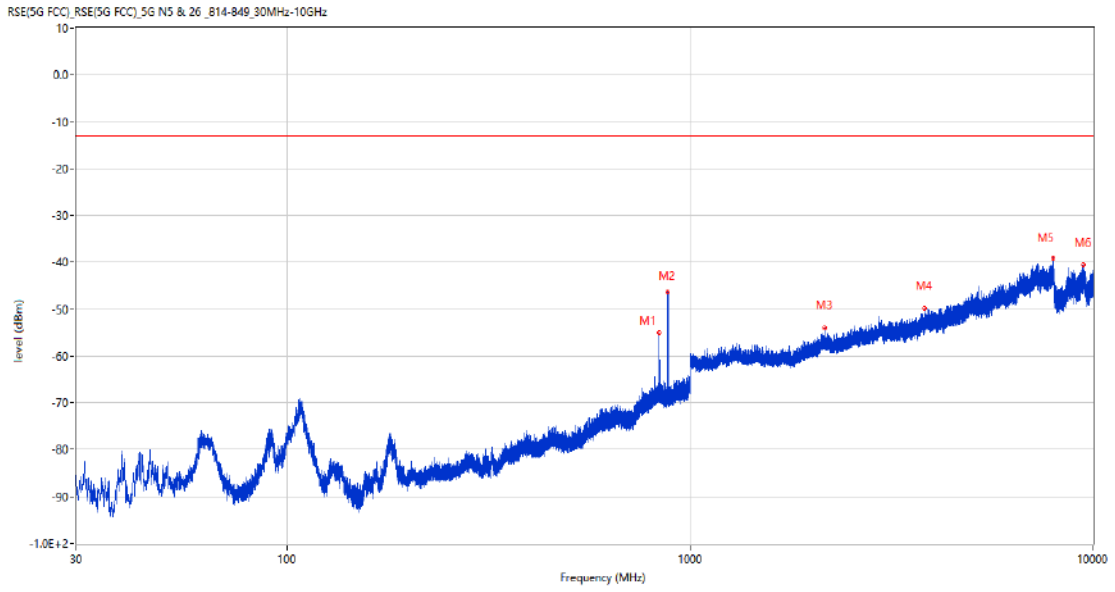
23.1 n5 BW5, PI/2 BPSK, Middle Channel

RSE-H&H n5 BW5 CH176300



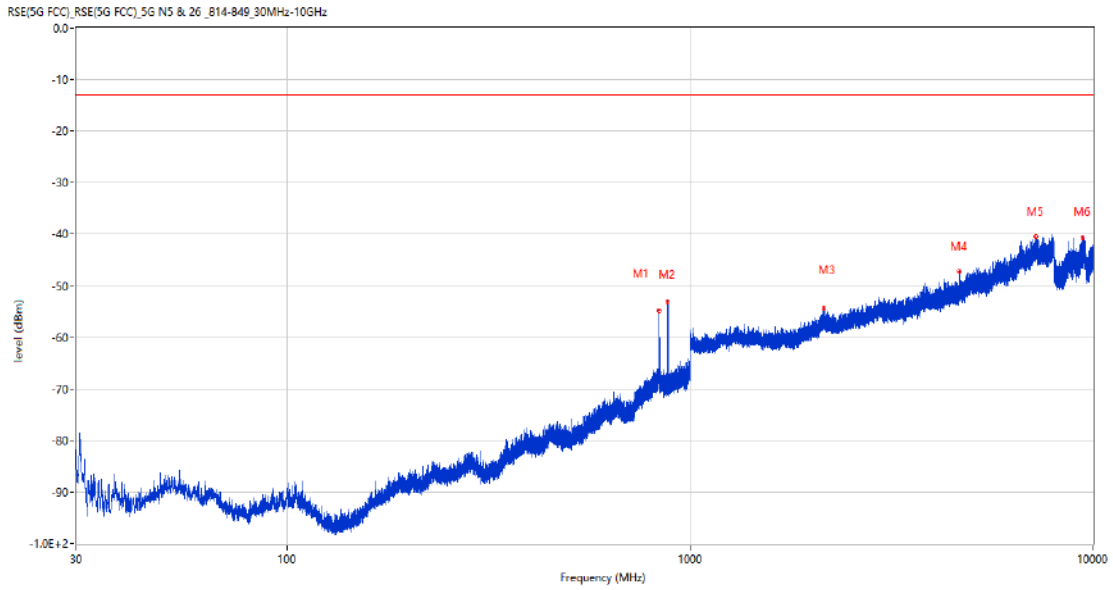
Frequency (MHz)	Result (dBm)	Factor (dB)	PK Limit (dBm)	Over Limit (dB)	Table (o)	ANT	EUT	Verdict
837.428	-52.45	4.77	-13.0	39.45	250.00	Horizontal	Horizontal	N/A
880.011	-51.13	3.52	-13.0	38.13	306.00	Horizontal	Horizontal	N/A
2569.000	-53.19	0.44	-13.0	40.19	324.00	Horizontal	Horizontal	Pass
5638.000	-44.19	9.89	-13.0	31.19	342.00	Horizontal	Horizontal	Pass
7105.750	-40.36	13.54	-13.0	27.36	121.00	Horizontal	Horizontal	Pass
9445.100	-40.92	13.74	-13.0	27.92	360.00	Horizontal	Horizontal	Pass

RSE-H&V n5 BW5 CH176300



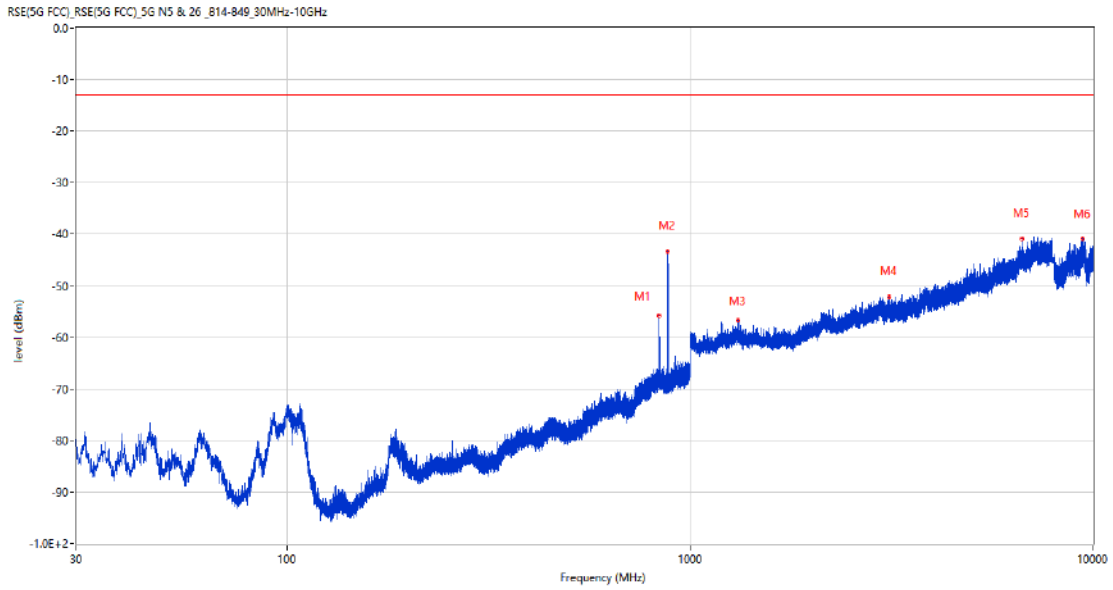
Frequency (MHz)	Result (dBm)	Factor (dB)	PK Limit (dBm)	Over Limit (dB)	Table (o)	ANT	EUT	Verdict
836.215	-55.06	4.73	-13.0	42.06	183.00	Horizontal	Vertical	N/A
881.369	-46.44	3.51	-13.0	33.44	338.00	Horizontal	Vertical	N/A
2155.800	-53.94	-2.02	-13.0	40.94	117.00	Horizontal	Vertical	Pass
3824.500	-49.90	6.23	-13.0	36.90	277.00	Horizontal	Vertical	Pass
7952.500	-39.13	15.15	-13.0	26.13	144.00	Horizontal	Vertical	Pass
9461.599	-40.51	13.53	-13.0	27.51	40.00	Horizontal	Vertical	Pass

RSE-V&V n5 BW5 CH176300



Frequency (MHz)	Result (dBm)	Factor (dB)	PK Limit (dBm)	Over Limit (dB)	Table (o)	ANT	EUT	Verdict
837.282	-54.82	4.77	-13.0	41.82	35.00	Vertical	Vertical	N/A
880.399	-53.08	3.52	-13.0	40.08	329.00	Vertical	Vertical	N/A
2147.300	-54.41	-2.10	-13.0	41.41	100.00	Vertical	Vertical	Pass
4657.500	-47.30	7.47	-13.0	34.30	286.00	Vertical	Vertical	Pass
7206.250	-40.51	14.10	-13.0	27.51	343.00	Vertical	Vertical	Pass
9423.300	-40.61	13.56	-13.0	27.61	1.00	Vertical	Vertical	Pass

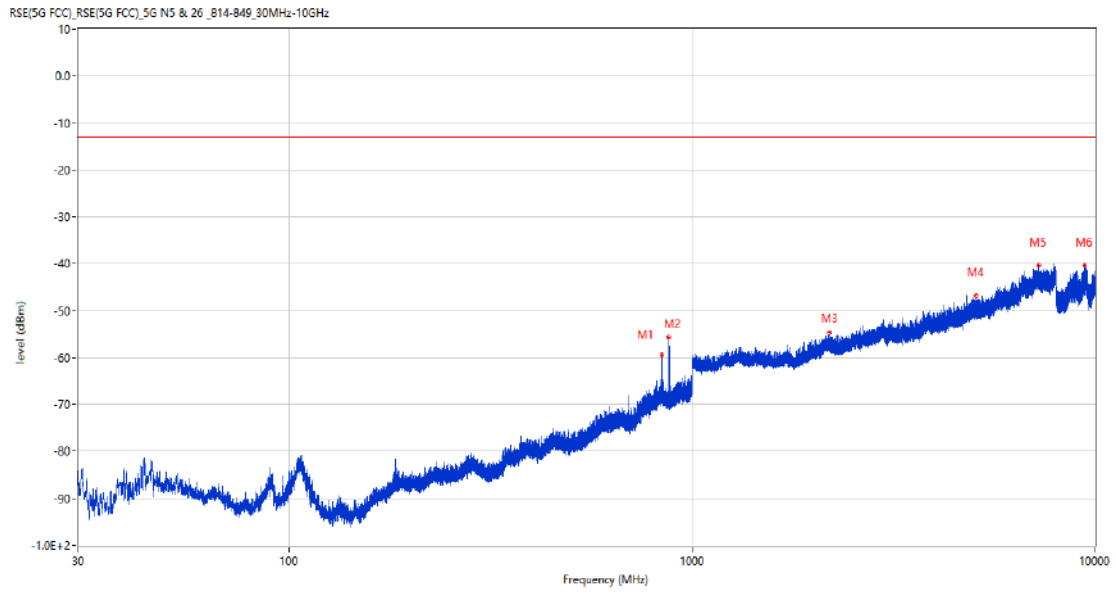
RSE-V&H n5 BW5 CH176300



Frequency (MHz)	Result (dBm)	Factor (dB)	PK Limit (dBm)	Over Limit (dB)	Table (o)	ANT	EUT	Verdict
836.798	-55.70	4.75	-13.0	42.70	332.00	Vertical	Horizontal	N/A
879.962	-43.28	3.53	-13.0	30.28	144.00	Vertical	Horizontal	N/A
1317.900	-56.64	-4.65	-13.0	43.64	100.00	Vertical	Horizontal	Pass
3111.000	-52.25	4.02	-13.0	39.25	211.00	Vertical	Horizontal	Pass
6664.750	-40.83	12.45	-13.0	27.83	189.00	Vertical	Horizontal	Pass
9427.000	-40.89	13.59	-13.0	27.89	314.00	Vertical	Horizontal	Pass

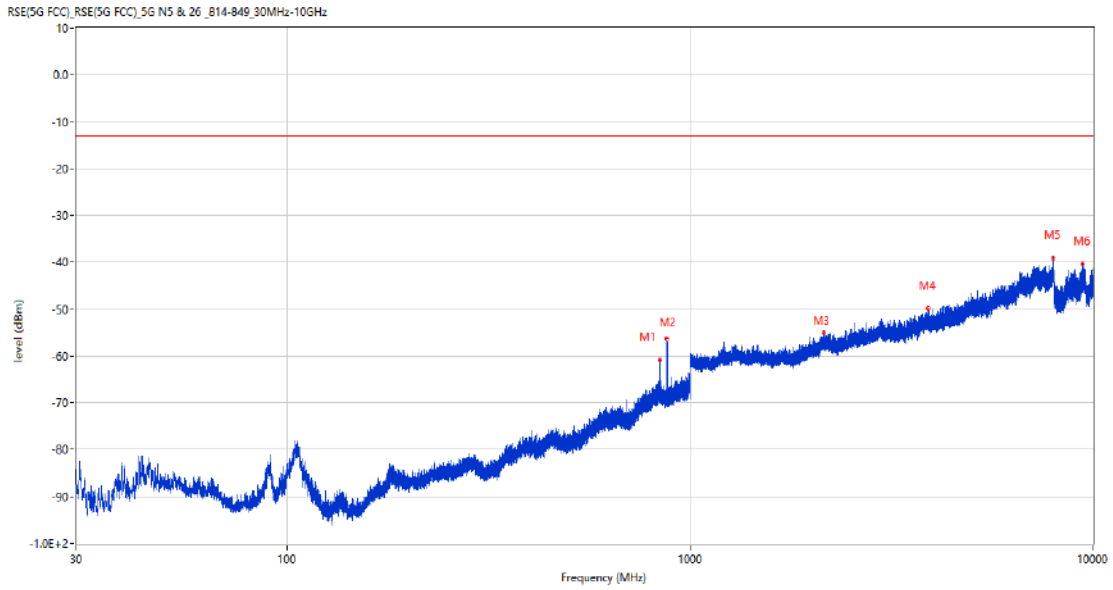
23.2 n5 BW15, PI/2 BPSK, Middle Channel

RSE-H&H n5 BW15 CH176300



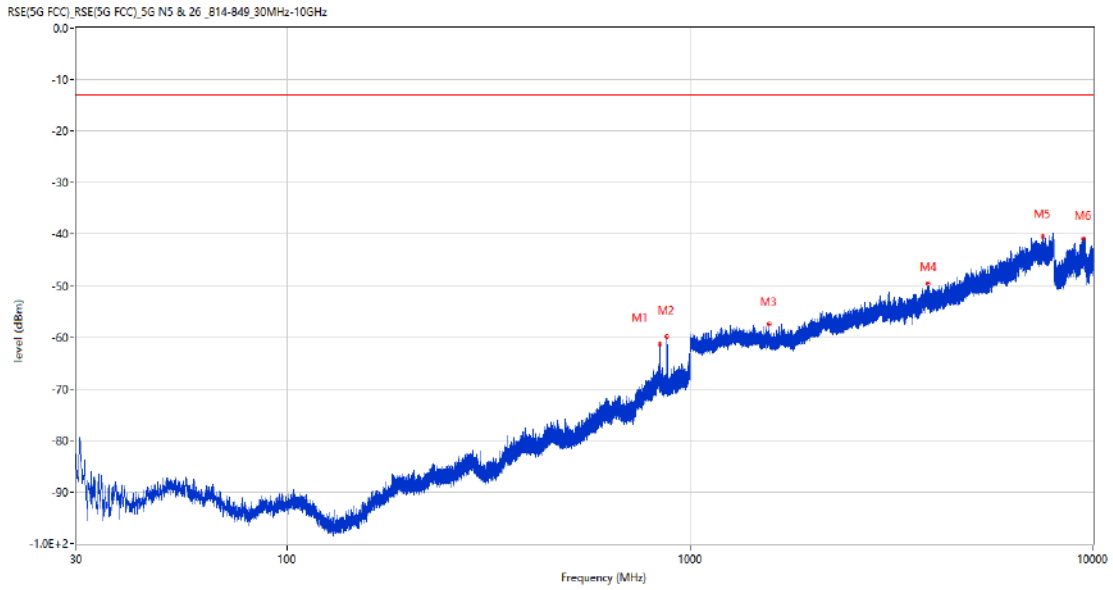
Frequency (MHz)	Result (dBm)	Factor (dB)	PK Limit (dBm)	Over Limit (dB)	Table (o)	ANT	EUT	Verdict
839.998	-59.42	4.87	-13.0	46.42	229.00	Horizontal	Horizontal	N/A
875.743	-55.64	3.45	-13.0	42.64	360.00	Horizontal	Horizontal	N/A
2189.900	-54.69	-1.97	-13.0	41.69	160.00	Horizontal	Horizontal	Pass
5059.250	-46.70	9.36	-13.0	33.70	331.00	Horizontal	Horizontal	Pass
7250.000	-40.37	14.56	-13.0	27.37	6.00	Horizontal	Horizontal	Pass
9444.200	-40.33	13.73	-13.0	27.33	326.00	Horizontal	Horizontal	Pass

RSE-H&V n5 BW15 CH176300



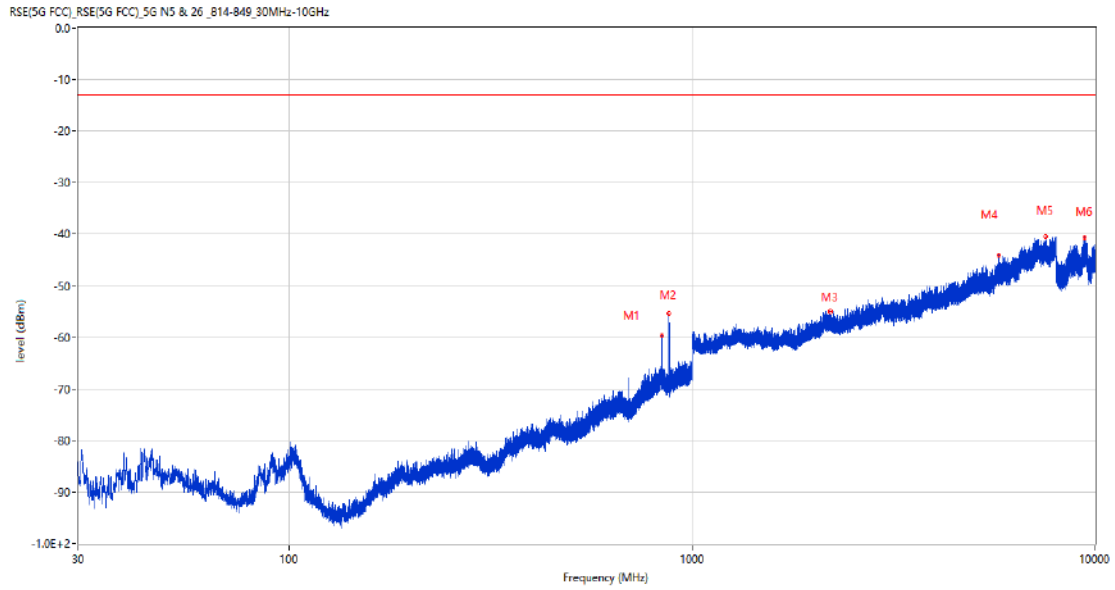
Frequency (MHz)	Result (dBm)	Factor (dB)	PK Limit (dBm)	Over Limit (dB)	Table (o)	ANT	EUT	Verdict
839.998	-60.79	4.87	-13.0	47.79	24.00	Horizontal	Vertical	N/A
875.015	-56.30	3.66	-13.0	43.30	33.00	Horizontal	Vertical	N/A
2145.300	-55.10	-1.98	-13.0	42.10	100.00	Horizontal	Vertical	Pass
3891.500	-49.87	6.99	-13.0	36.87	197.00	Horizontal	Vertical	Pass
7973.250	-39.16	15.17	-13.0	26.16	208.00	Horizontal	Vertical	Pass
9434.401	-40.34	13.65	-13.0	27.34	339.00	Horizontal	Vertical	Pass

RSE-V&V n5 BW15 CH176300



Frequency (MHz)	Result (dBm)	Factor (dB)	PK Limit (dBm)	Over Limit (dB)	Table (o)	ANT	EUT	Verdict
839.998	-61.41	4.87	-13.0	48.41	40.00	Vertical	Vertical	N/A
875.064	-59.96	3.65	-13.0	46.96	346.00	Vertical	Vertical	N/A
1572.700	-57.53	-5.67	-13.0	44.53	68.00	Vertical	Vertical	Pass
3889.000	-49.56	7.01	-13.0	36.56	42.00	Vertical	Vertical	Pass
7502.750	-40.42	13.62	-13.0	27.42	276.00	Vertical	Vertical	Pass
9463.800	-40.78	13.49	-13.0	27.78	87.00	Vertical	Vertical	Pass

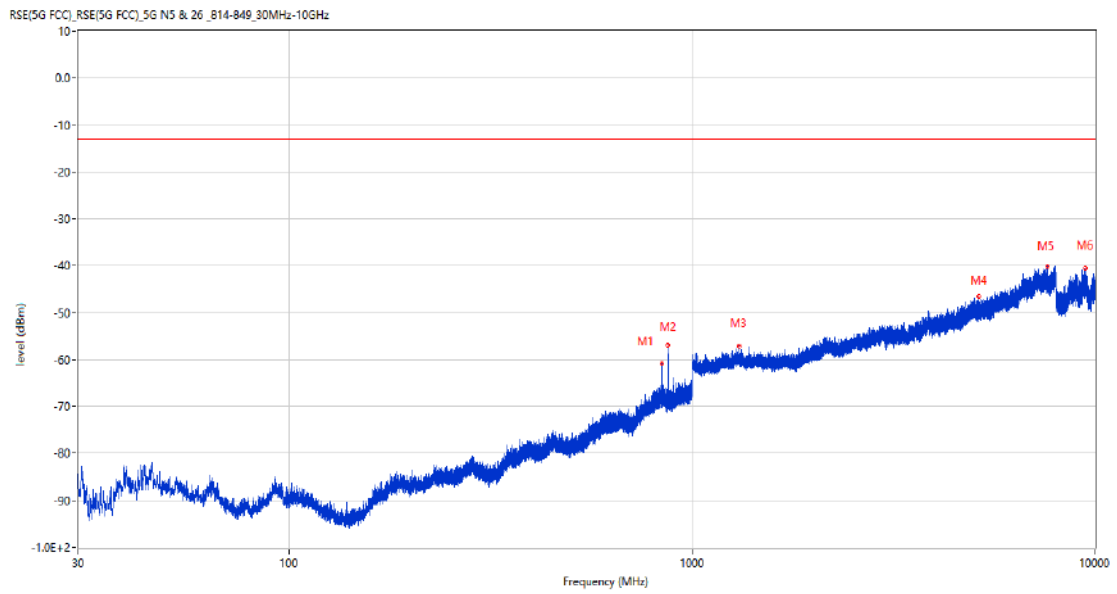
RSE-V&H n5 BW15 CH176300



Frequency (MHz)	Result (dBm)	Factor (dB)	PK Limit (dBm)	Over Limit (dB)	Table (o)	ANT	EUT	Verdict
839.998	-59.66	4.87	-13.0	46.66	135.00	Vertical	Horizontal	N/A
875.355	-55.36	3.56	-13.0	42.36	212.00	Vertical	Horizontal	N/A
2205.800	-54.92	-2.19	-13.0	41.92	347.00	Vertical	Horizontal	Pass
5779.750	-44.02	10.13	-13.0	31.02	164.00	Vertical	Horizontal	Pass
7534.750	-40.45	13.20	-13.0	27.45	93.00	Vertical	Horizontal	Pass
9427.200	-40.59	13.59	-13.0	27.59	342.00	Vertical	Horizontal	Pass

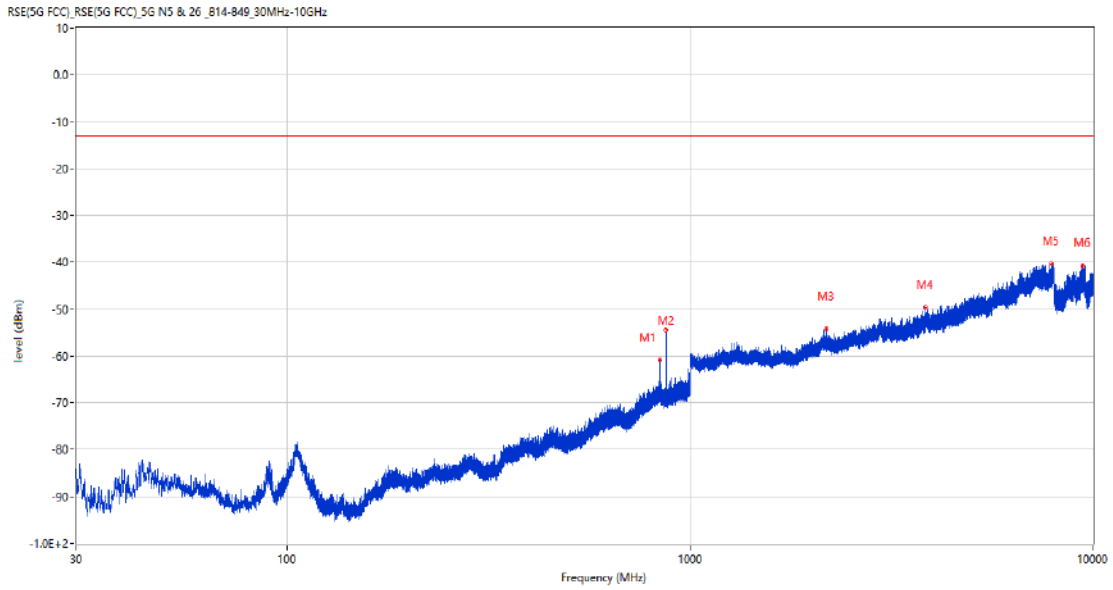
23.3 n5 BW20, PI/2 BPSK, Middle Channel

RSE-H&H n5 BW20 CH176300



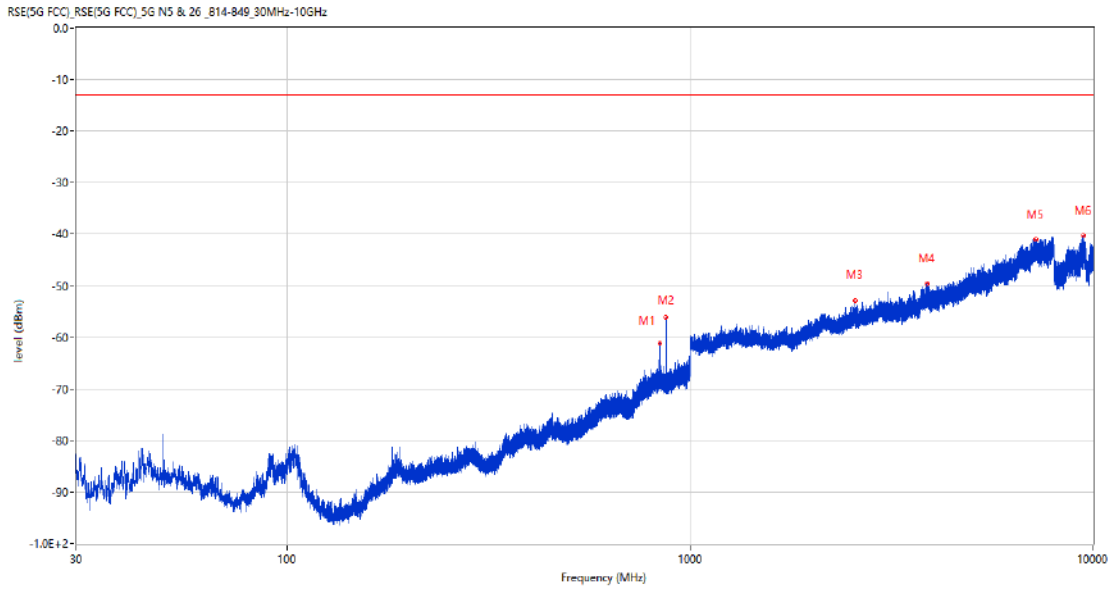
Frequency (MHz)	Result (dBm)	Factor (dB)	PK Limit (dBm)	Over Limit (dB)	Table (o)	ANT	EUT	Verdict
839.998	-60.80	4.87	-13.0	47.80	294.00	Horizontal	Horizontal	N/A
872.106	-57.00	3.62	-13.0	44.00	71.00	Horizontal	Horizontal	N/A
1306.000	-57.06	-4.38	-13.0	44.06	295.00	Horizontal	Horizontal	Pass
5156.750	-46.59	9.20	-13.0	33.59	214.00	Horizontal	Horizontal	Pass
7595.250	-40.11	13.77	-13.0	27.11	214.00	Horizontal	Horizontal	Pass
9471.600	-40.48	13.32	-13.0	27.48	342.00	Horizontal	Horizontal	Pass

RSE-H&V n5 BW20 CH176300



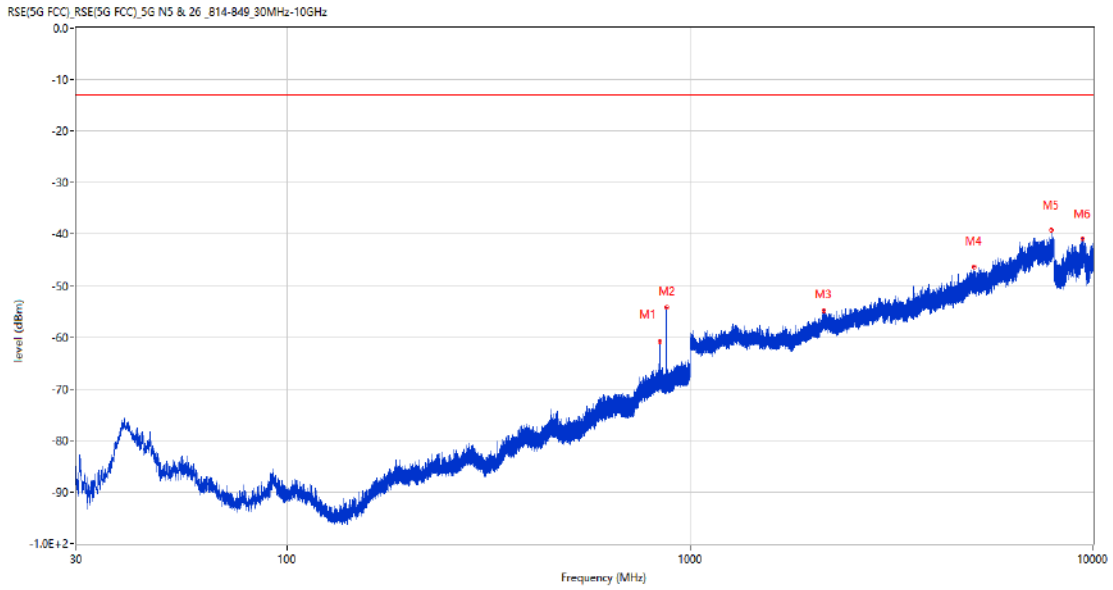
Frequency (MHz)	Result (dBm)	Factor (dB)	PK Limit (dBm)	Over Limit (dB)	Table (o)	ANT	EUT	Verdict
839.998	-60.83	4.87	-13.0	47.83	100.00	Horizontal	Vertical	N/A
872.785	-54.42	3.55	-13.0	41.42	79.00	Horizontal	Vertical	N/A
2178.400	-54.23	-2.17	-13.0	41.23	332.00	Horizontal	Vertical	Pass
3838.750	-49.75	6.51	-13.0	36.75	237.00	Horizontal	Vertical	Pass
7881.500	-40.28	14.84	-13.0	27.28	114.00	Horizontal	Vertical	Pass
9427.100	-40.68	13.59	-13.0	27.68	341.00	Horizontal	Vertical	Pass

RSE-V&V n5 BW20 CH176300



Frequency (MHz)	Result (dBm)	Factor (dB)	PK Limit (dBm)	Over Limit (dB)	Table (o)	ANT	EUT	Verdict
839.998	-61.26	4.87	-13.0	48.26	329.00	Vertical	Vertical	N/A
872.591	-56.07	3.57	-13.0	43.07	264.00	Vertical	Vertical	N/A
2563.300	-52.83	0.02	-13.0	39.83	360.00	Vertical	Vertical	Pass
3876.500	-49.58	7.12	-13.0	36.58	96.00	Vertical	Vertical	Pass
7197.000	-41.11	14.25	-13.0	28.11	157.00	Vertical	Vertical	Pass
9455.300	-40.38	13.67	-13.0	27.38	20.00	Vertical	Vertical	Pass

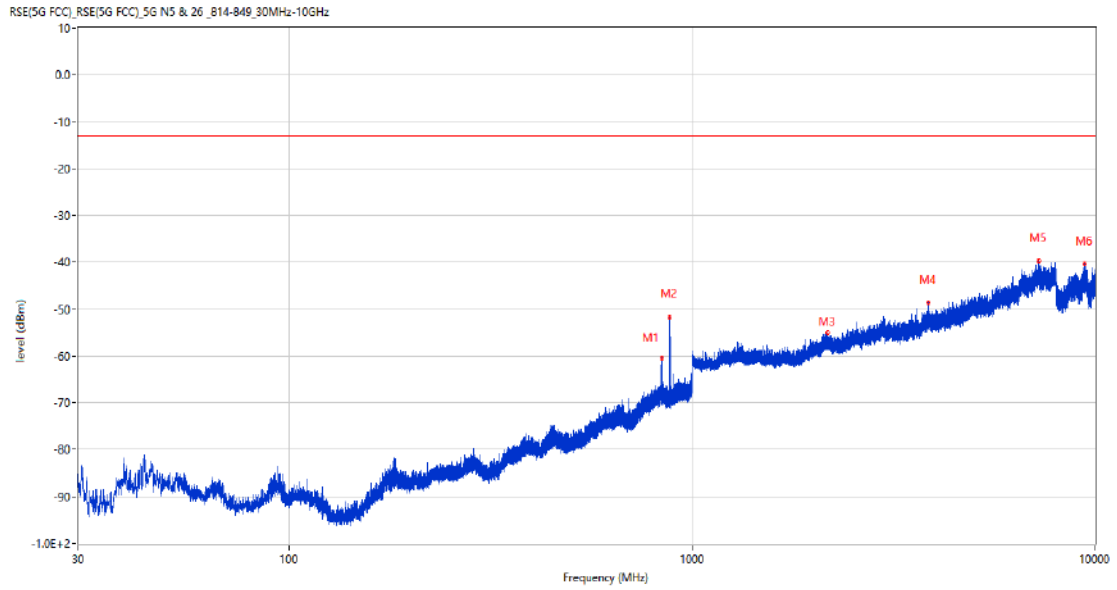
RSE-V&H n5 BW20 CH176300



Frequency (MHz)	Result (dBm)	Factor (dB)	PK Limit (dBm)	Over Limit (dB)	Table (o)	ANT	EUT	Verdict
839.998	-60.88	4.87	-13.0	47.88	333.00	Vertical	Horizontal	N/A
874.482	-54.16	3.66	-13.0	41.16	113.00	Vertical	Horizontal	N/A
2148.600	-54.72	-1.94	-13.0	41.72	0.00	Vertical	Horizontal	Pass
5063.000	-46.26	9.44	-13.0	33.26	325.00	Vertical	Horizontal	Pass
7877.750	-39.25	14.76	-13.0	26.25	173.00	Vertical	Horizontal	Pass
9439.000	-40.92	13.69	-13.0	27.92	229.00	Vertical	Horizontal	Pass

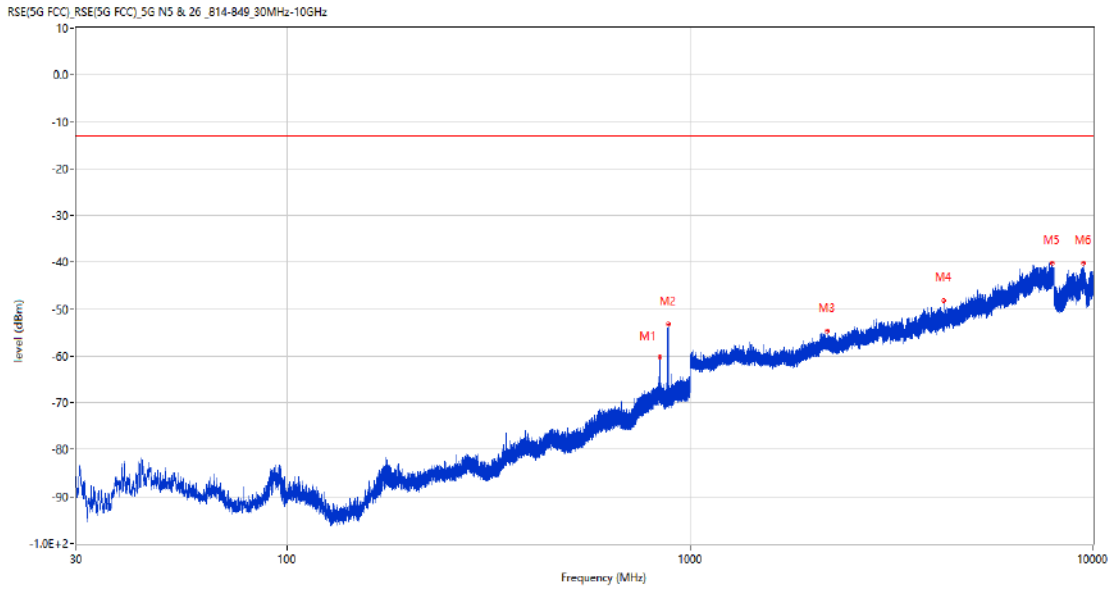
23.4 n5 BW5, QPSK, Middle Channel

RSE-H&H n5 BW5 CH176300



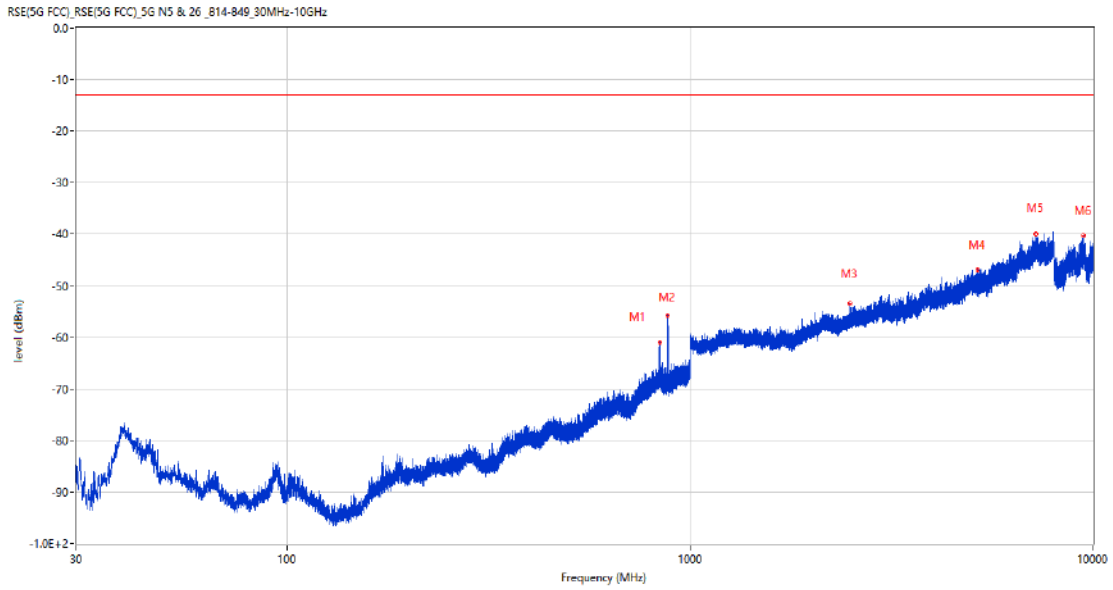
Frequency (MHz)	Result (dBm)	Factor (dB)	PK Limit (dBm)	Over Limit (dB)	Table (o)	ANT	EUT	Verdict
839.998	-60.38	4.87	-13.0	47.38	12.00	Horizontal	Horizontal	N/A
880.932	-51.63	3.51	-13.0	38.63	338.00	Horizontal	Horizontal	N/A
2164.900	-55.06	-2.36	-13.0	42.06	29.00	Horizontal	Horizontal	Pass
3854.500	-48.69	7.32	-13.0	35.69	240.00	Horizontal	Horizontal	Pass
7239.000	-39.74	14.42	-13.0	26.74	116.00	Horizontal	Horizontal	Pass
9445.401	-40.35	13.74	-13.0	27.35	360.00	Horizontal	Horizontal	Pass

RSE-H&V n5 BW5 CH176300



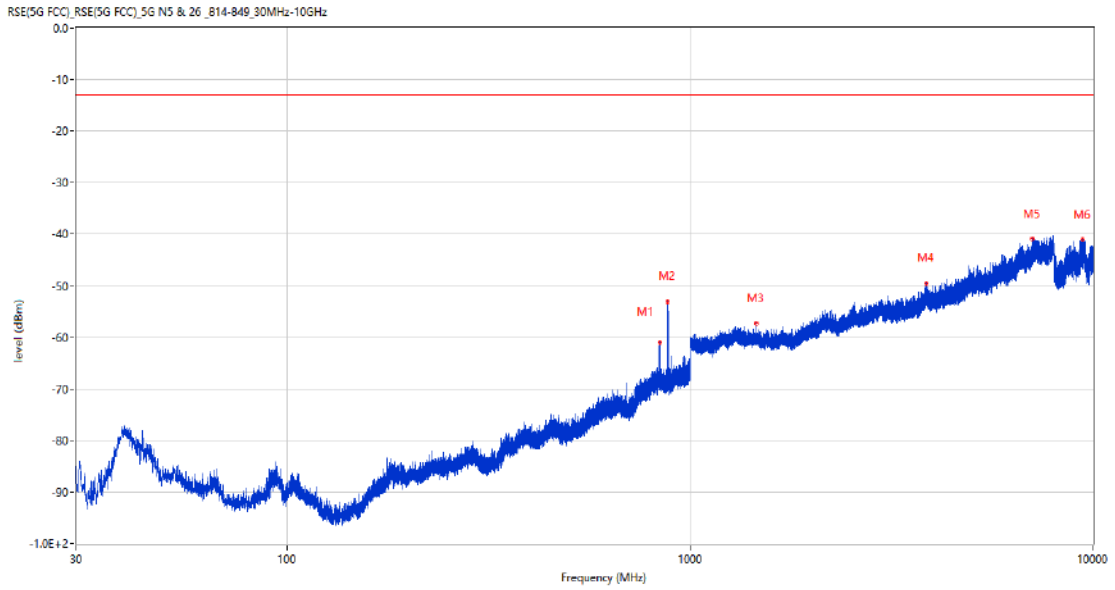
Frequency (MHz)	Result (dBm)	Factor (dB)	PK Limit (dBm)	Over Limit (dB)	Table (o)	ANT	EUT	Verdict
839.998	-60.31	4.87	-13.0	47.31	17.00	Horizontal	Vertical	N/A
882.436	-53.12	3.52	-13.0	40.12	336.00	Horizontal	Vertical	N/A
2196.500	-54.72	-1.90	-13.0	41.72	347.00	Horizontal	Vertical	Pass
4266.250	-48.31	6.28	-13.0	35.31	66.00	Horizontal	Vertical	Pass
7900.750	-40.07	14.55	-13.0	27.07	360.00	Horizontal	Vertical	Pass
9461.401	-40.19	13.54	-13.0	27.19	150.00	Horizontal	Vertical	Pass

RSE-V&V n5 BW5 CH176300



Frequency (MHz)	Result (dBm)	Factor (dB)	PK Limit (dBm)	Over Limit (dB)	Table (o)	ANT	EUT	Verdict
839.998	-61.03	4.87	-13.0	48.03	130.00	Vertical	Vertical	N/A
881.466	-55.66	3.51	-13.0	42.66	82.00	Vertical	Vertical	N/A
2497.800	-53.54	-0.75	-13.0	40.54	1.00	Vertical	Vertical	Pass
5179.500	-46.95	8.65	-13.0	33.95	0.00	Vertical	Vertical	Pass
7195.750	-39.99	14.41	-13.0	26.99	166.00	Vertical	Vertical	Pass
9446.500	-40.35	13.75	-13.0	27.35	168.00	Vertical	Vertical	Pass

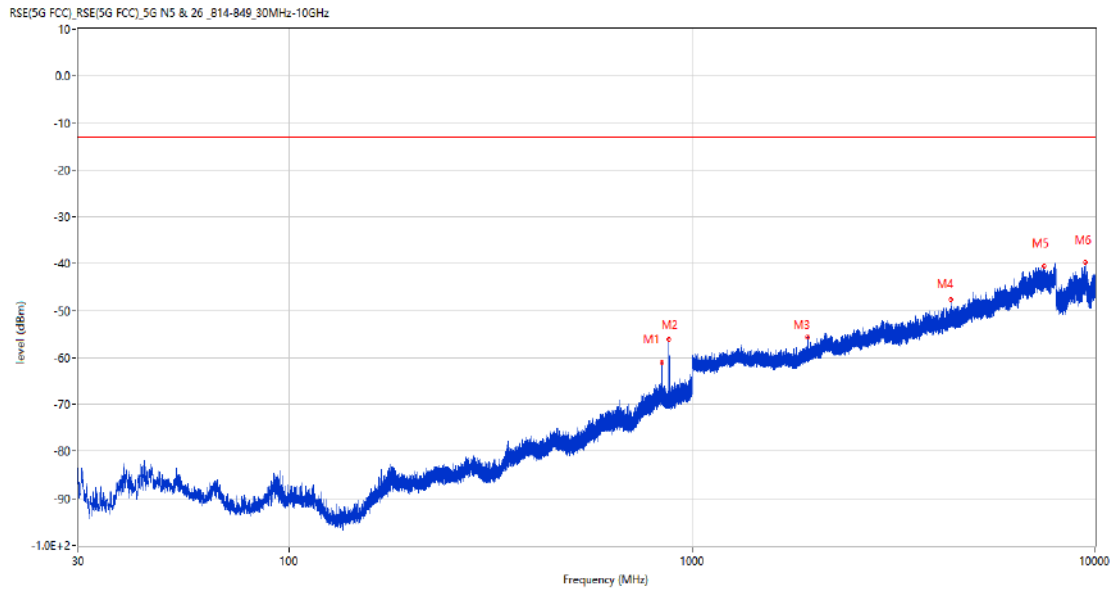
RSE-V&H n5 BW5 CH176300



Frequency (MHz)	Result (dBm)	Factor (dB)	PK Limit (dBm)	Over Limit (dB)	Table (o)	ANT	EUT	Verdict
840.047	-61.10	4.87	-13.0	48.10	190.00	Vertical	Horizontal	N/A
879.720	-53.02	3.54	-13.0	40.02	118.00	Vertical	Horizontal	N/A
1457.000	-57.31	-5.24	-13.0	44.31	128.00	Vertical	Horizontal	Pass
3859.500	-49.48	7.24	-13.0	36.48	202.00	Vertical	Horizontal	Pass
7050.750	-40.94	13.34	-13.0	27.94	40.00	Vertical	Horizontal	Pass
9441.100	-41.12	13.71	-13.0	28.12	208.00	Vertical	Horizontal	Pass

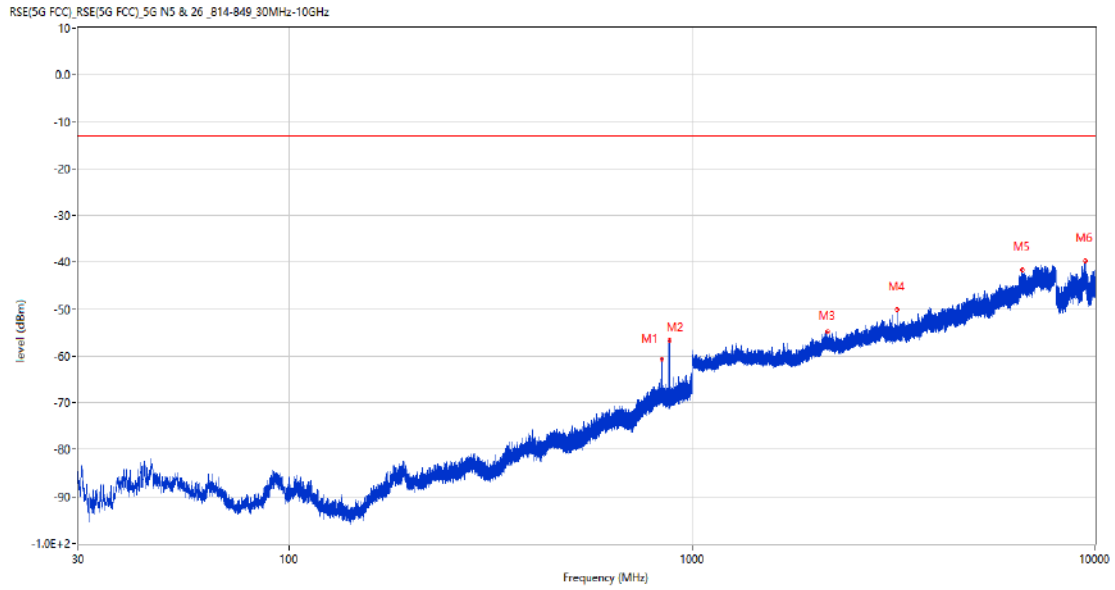
23.5 n5 BW15, QPSK, Middle Channel

RSE-H&H n5 BW15 CH176300



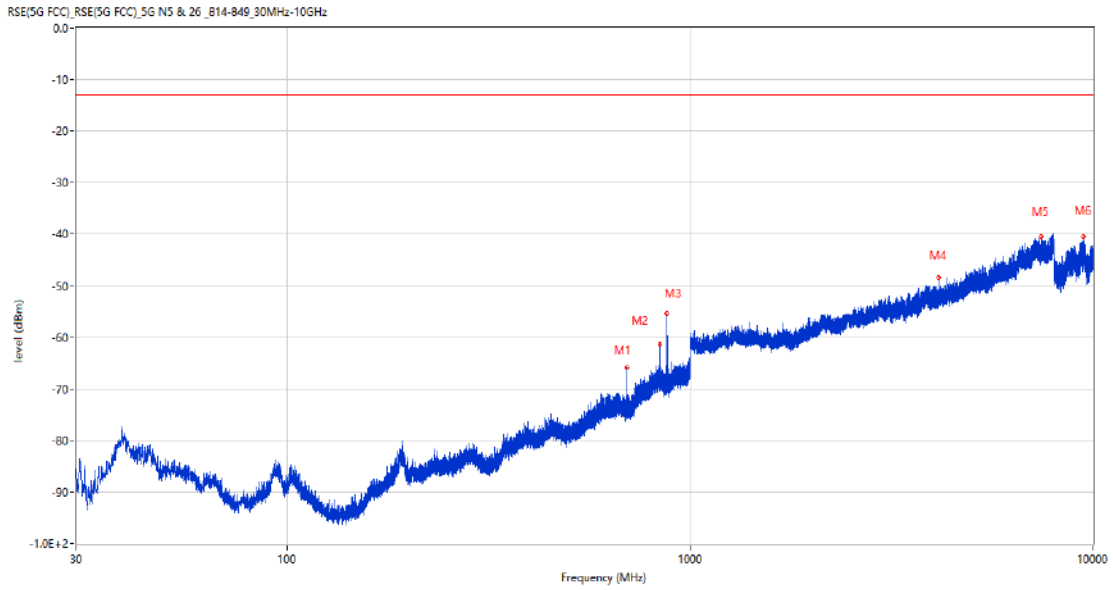
Frequency (MHz)	Result (dBm)	Factor (dB)	PK Limit (dBm)	Over Limit (dB)	Table (o)	ANT	EUT	Verdict
839.998	-61.13	4.87	-13.0	48.13	94.00	Horizontal	Horizontal	N/A
876.180	-56.18	3.36	-13.0	43.18	90.00	Horizontal	Horizontal	N/A
1936.800	-55.72	-4.35	-13.0	42.72	310.00	Horizontal	Horizontal	Pass
4395.750	-47.63	7.00	-13.0	34.63	228.00	Horizontal	Horizontal	Pass
7456.500	-40.51	13.70	-13.0	27.51	115.00	Horizontal	Horizontal	Pass
9454.701	-39.66	13.68	-13.0	26.66	17.00	Horizontal	Horizontal	Pass

RSE-H&V n5 BW15 CH176300



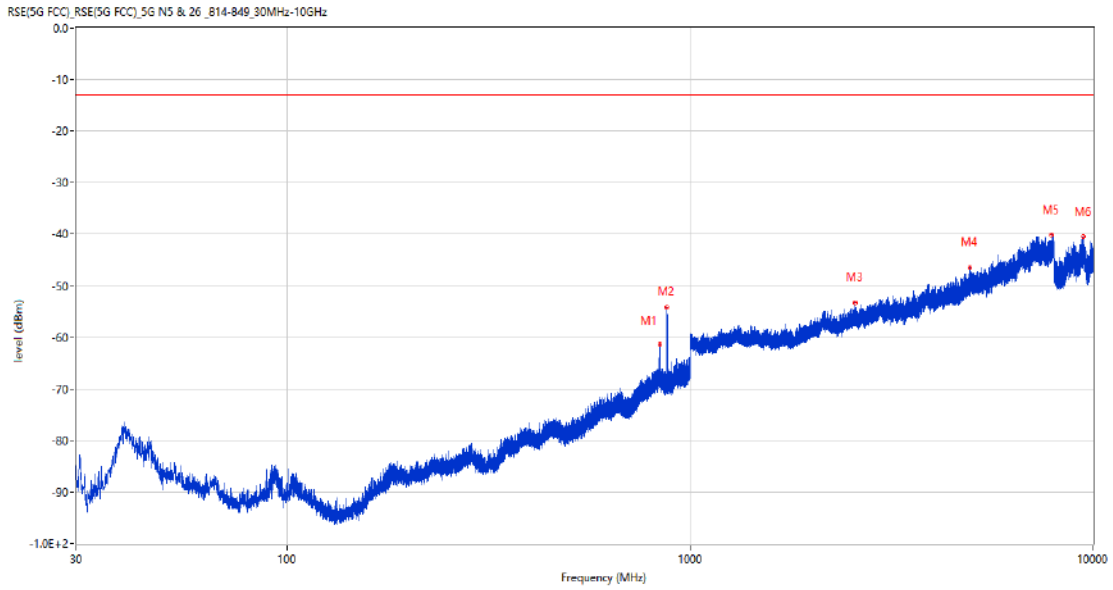
Frequency (MHz)	Result (dBm)	Factor (dB)	PK Limit (dBm)	Over Limit (dB)	Table (o)	ANT	EUT	Verdict
839.998	-60.68	4.87	-13.0	47.68	245.00	Horizontal	Vertical	N/A
877.974	-56.70	3.50	-13.0	43.70	346.00	Horizontal	Vertical	N/A
2167.600	-54.88	-2.36	-13.0	41.88	293.00	Horizontal	Vertical	Pass
3229.250	-50.04	4.49	-13.0	37.04	209.00	Horizontal	Vertical	Pass
6586.000	-41.60	12.84	-13.0	28.60	34.00	Horizontal	Vertical	Pass
9448.700	-39.70	13.77	-13.0	26.70	256.00	Horizontal	Vertical	Pass

RSE-V&V n5 BW15 CH176300



Frequency (MHz)	Result (dBm)	Factor (dB)	PK Limit (dBm)	Over Limit (dB)	Table (o)	ANT	EUT	Verdict
698.039	-65.95	-1.34	-13.0	52.95	347.00	Vertical	Vertical	Pass
839.998	-61.33	4.87	-13.0	48.33	174.00	Vertical	Vertical	N/A
876.713	-55.34	3.32	-13.0	42.34	88.00	Vertical	Vertical	N/A
4133.000	-48.32	6.65	-13.0	35.32	360.00	Vertical	Vertical	Pass
7430.750	-40.54	14.05	-13.0	27.54	249.00	Vertical	Vertical	Pass
9447.000	-40.41	13.76	-13.0	27.41	360.00	Vertical	Vertical	Pass

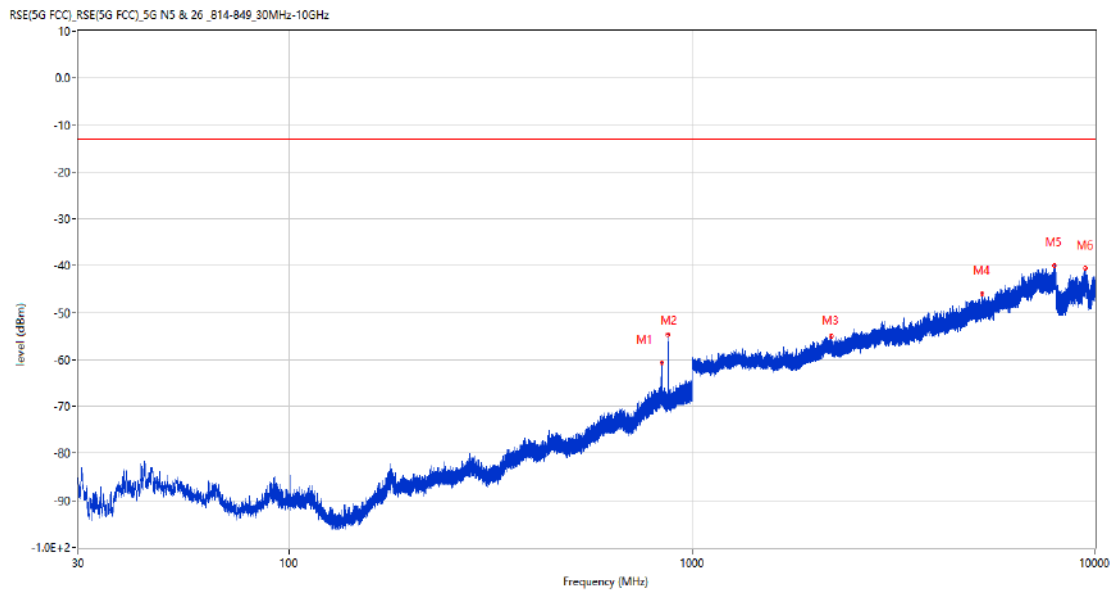
RSE-V&H n5 BW15 CH176300



Frequency (MHz)	Result (dBm)	Factor (dB)	PK Limit (dBm)	Over Limit (dB)	Table (o)	ANT	EUT	Verdict
839.998	-61.33	4.87	-13.0	48.33	276.00	Vertical	Horizontal	N/A
875.161	-54.29	3.62	-13.0	41.29	105.00	Vertical	Horizontal	N/A
2569.800	-53.25	0.42	-13.0	40.25	344.00	Vertical	Horizontal	Pass
4933.500	-46.42	8.78	-13.0	33.42	21.00	Vertical	Horizontal	Pass
7867.500	-40.15	14.39	-13.0	27.15	0.00	Vertical	Horizontal	Pass
9467.500	-40.50	13.41	-13.0	27.50	266.00	Vertical	Horizontal	Pass

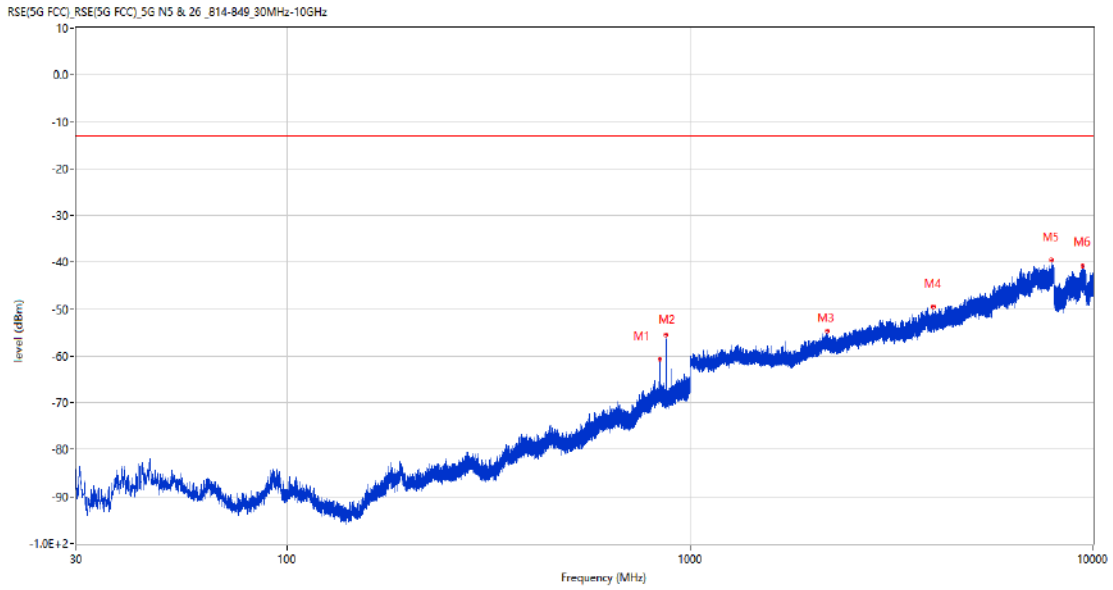
23.6 n5 BW20, QPSK, Middle Channel

RSE-H&H n5 BW20 CH531000



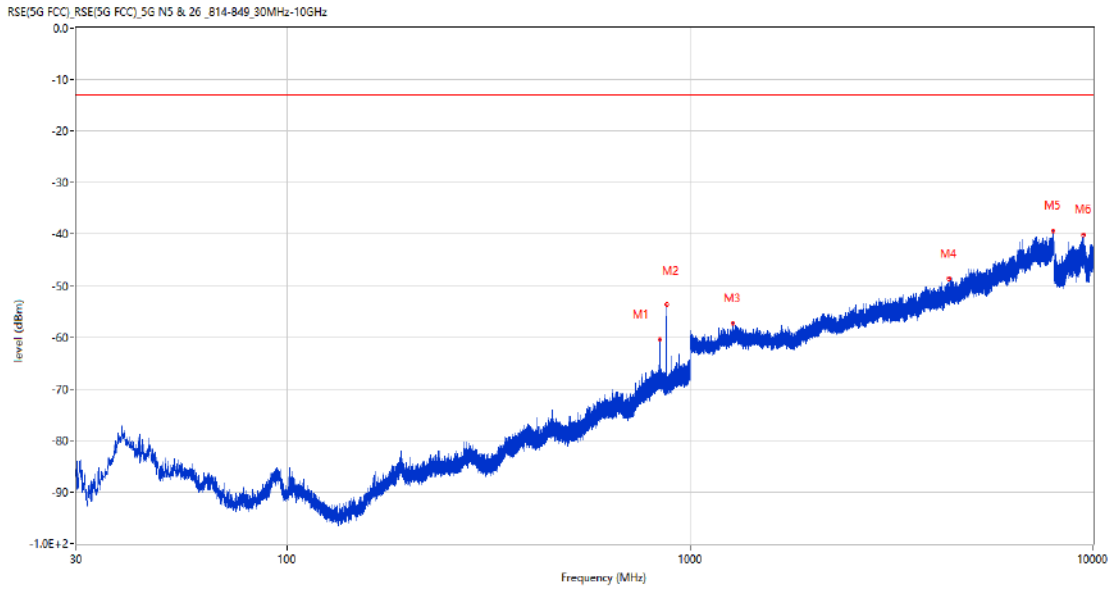
Frequency (MHz)	Result (dBm)	Factor (dB)	PK Limit (dBm)	Over Limit (dB)	Table (o)	ANT	EUT	Verdict
839.998	-60.67	4.87	-13.0	47.67	272.00	Horizontal	Horizontal	N/A
872.348	-54.72	3.60	-13.0	41.72	77.00	Horizontal	Horizontal	N/A
2212.700	-54.97	-2.37	-13.0	41.97	2.00	Horizontal	Horizontal	Pass
5246.250	-45.96	8.43	-13.0	32.96	360.00	Horizontal	Horizontal	Pass
7905.750	-39.90	14.57	-13.0	26.90	0.00	Horizontal	Horizontal	Pass
9446.700	-40.52	13.75	-13.0	27.52	42.00	Horizontal	Horizontal	Pass

RSE-H&V n5 BW20 CH176300



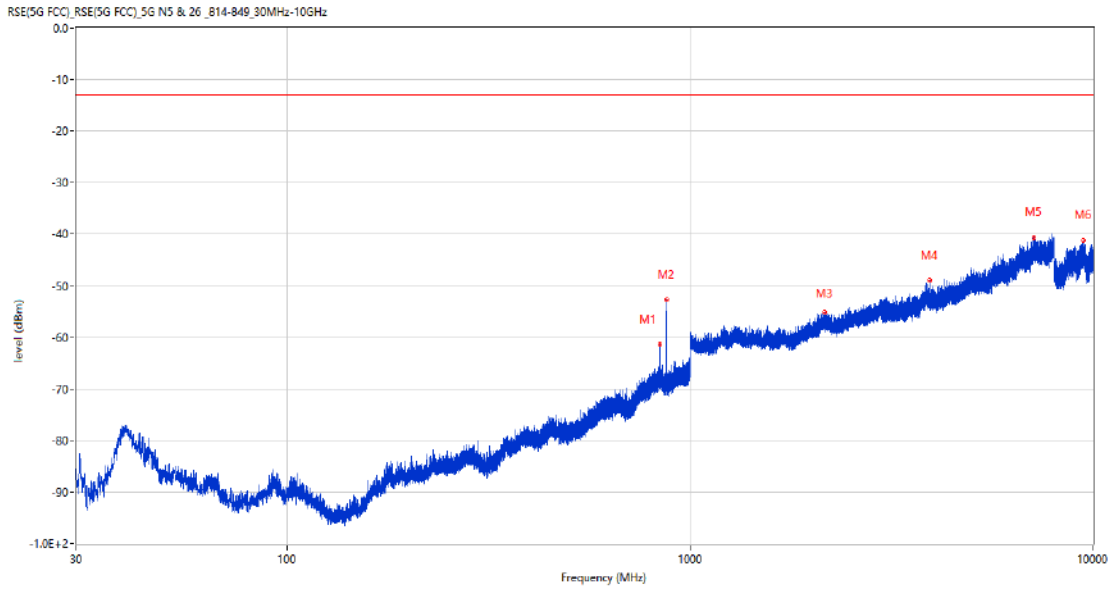
Frequency (MHz)	Result (dBm)	Factor (dB)	PK Limit (dBm)	Over Limit (dB)	Table (o)	ANT	EUT	Verdict
839.998	-60.73	4.87	-13.0	47.73	360.00	Horizontal	Vertical	N/A
873.076	-55.53	3.52	-13.0	42.53	341.00	Horizontal	Vertical	N/A
2186.100	-54.67	-2.19	-13.0	41.67	220.00	Horizontal	Vertical	Pass
4008.250	-49.48	6.94	-13.0	36.48	190.00	Horizontal	Vertical	Pass
7882.500	-39.46	14.87	-13.0	26.46	0.00	Horizontal	Vertical	Pass
9428.200	-40.66	13.60	-13.0	27.66	20.00	Horizontal	Vertical	Pass

RSE-V&V n5 BW20 CH176300



Frequency (MHz)	Result (dBm)	Factor (dB)	PK Limit (dBm)	Over Limit (dB)	Table (o)	ANT	EUT	Verdict
839.998	-60.37	4.87	-13.0	47.37	59.00	Vertical	Vertical	N/A
874.385	-53.72	3.63	-13.0	40.72	140.00	Vertical	Vertical	N/A
1273.500	-57.30	-5.01	-13.0	44.30	200.00	Vertical	Vertical	Pass
4382.000	-48.67	7.03	-13.0	35.67	0.00	Vertical	Vertical	Pass
7960.250	-39.36	15.05	-13.0	26.36	339.00	Vertical	Vertical	Pass
9478.500	-40.08	13.18	-13.0	27.08	329.00	Vertical	Vertical	Pass

RSE-V&H n5 BW20 CH176300



Frequency (MHz)	Result (dBm)	Factor (dB)	PK Limit (dBm)	Over Limit (dB)	Table (o)	ANT	EUT	Verdict
839.998	-61.48	4.87	-13.0	48.48	118.00	Vertical	Horizontal	N/A
874.919	-52.76	3.69	-13.0	39.76	88.00	Vertical	Horizontal	N/A
2157.400	-55.13	-2.15	-13.0	42.13	63.00	Vertical	Horizontal	Pass
3929.000	-49.00	6.39	-13.0	36.00	88.00	Vertical	Horizontal	Pass
7120.750	-40.62	13.78	-13.0	27.62	0.00	Vertical	Horizontal	Pass
9474.700	-41.24	13.26	-13.0	28.24	360.00	Vertical	Horizontal	Pass

24 n7

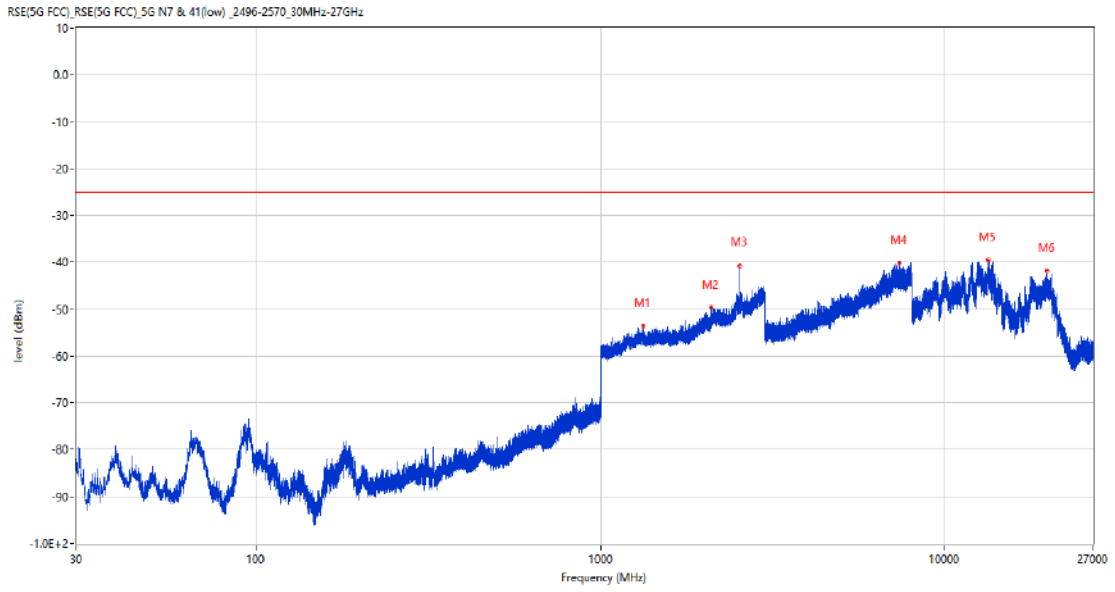
24.1 n7 BW5, PI/2 BPSK, Middle Channel

RSE-H&H n7 BW5 CH531000



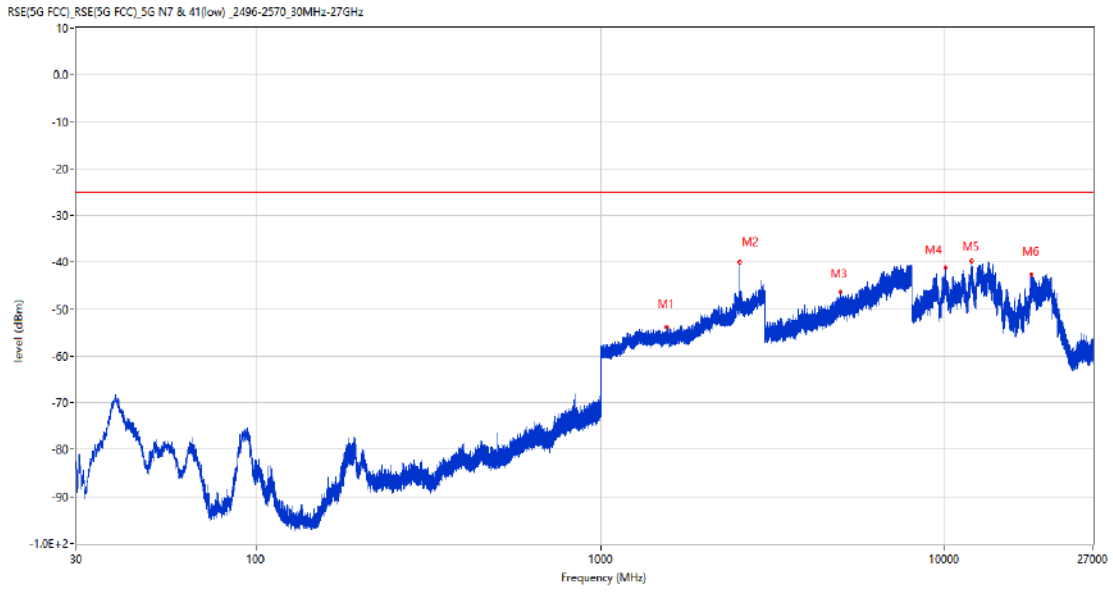
Frequency (MHz)	Result (dBm)	Factor (dB)	PK Limit (dBm)	Over Limit (dB)	Table (o)	ANT	EUT	Verdict
2536.200	-36.78	7.27	-25.0	11.78	137.00	Horizontal	Horizontal	N/A
2655.000	-38.12	6.69	-25.0	13.12	207.00	Horizontal	Horizontal	N/A
4583.000	-47.36	7.25	-25.0	22.36	241.00	Horizontal	Horizontal	Pass
7104.750	-40.51	13.59	-25.0	15.51	146.00	Horizontal	Horizontal	Pass
13378.425	-39.40	16.81	-25.0	14.40	214.00	Horizontal	Horizontal	Pass
17976.637	-41.88	13.43	-25.0	16.88	289.00	Horizontal	Horizontal	Pass

RSE-H&V n7 BW5 CH531000



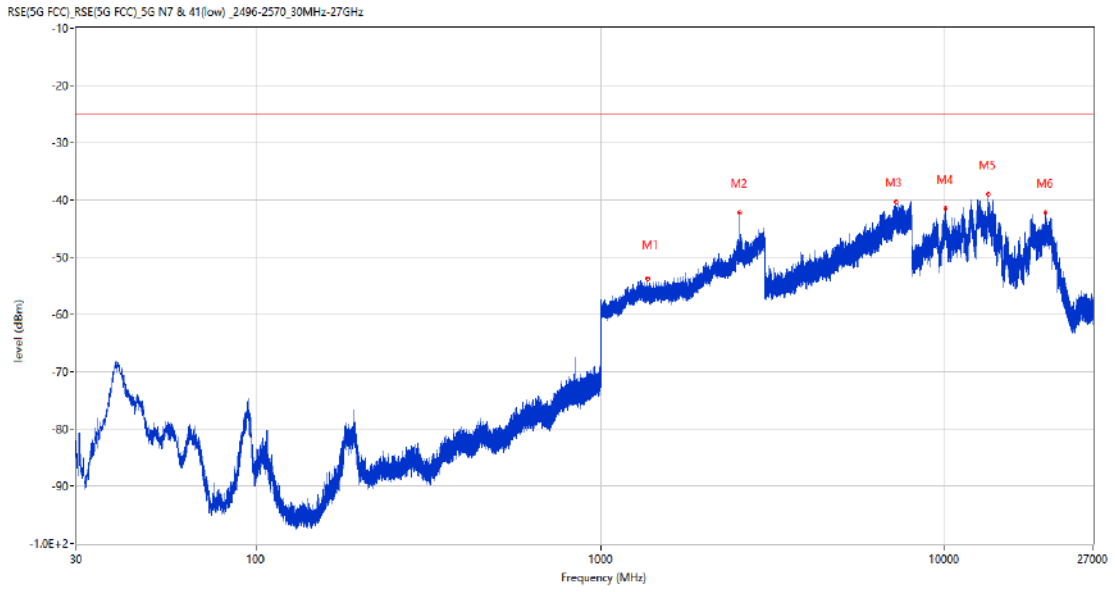
Frequency (MHz)	Result (dBm)	Factor (dB)	PK Limit (dBm)	Over Limit (dB)	Table (o)	ANT	EUT	Verdict
1334.500	-53.65	-1.58	-25.0	28.65	281.00	Horizontal	Vertical	Pass
2098.200	-49.70	2.14	-25.0	24.70	360.00	Horizontal	Vertical	Pass
2535.300	-40.67	7.26	-25.0	15.67	26.00	Horizontal	Vertical	N/A
7411.750	-40.19	14.12	-25.0	15.19	64.00	Horizontal	Vertical	Pass
13346.138	-39.51	16.39	-25.0	14.51	77.00	Horizontal	Vertical	Pass
19818.449	-41.86	12.94	-25.0	16.86	260.00	Horizontal	Vertical	Pass

RSE-V&V n7 BW5 CH531000



Frequency (MHz)	Result (dBm)	Factor (dB)	PK Limit (dBm)	Over Limit (dB)	Table (o)	ANT	EUT	Verdict
1560.000	-53.72	-1.18	-25.0	28.72	360.00	Vertical	Vertical	Pass
2536.000	-39.97	7.26	-25.0	14.97	27.00	Vertical	Vertical	N/A
4975.000	-46.44	9.28	-25.0	21.44	0.00	Vertical	Vertical	Pass
10056.275	-41.18	13.08	-25.0	16.18	240.00	Vertical	Vertical	Pass
11951.050	-39.69	14.01	-25.0	14.69	205.00	Vertical	Vertical	Pass
17878.198	-42.66	12.43	-25.0	17.66	360.00	Vertical	Vertical	Pass

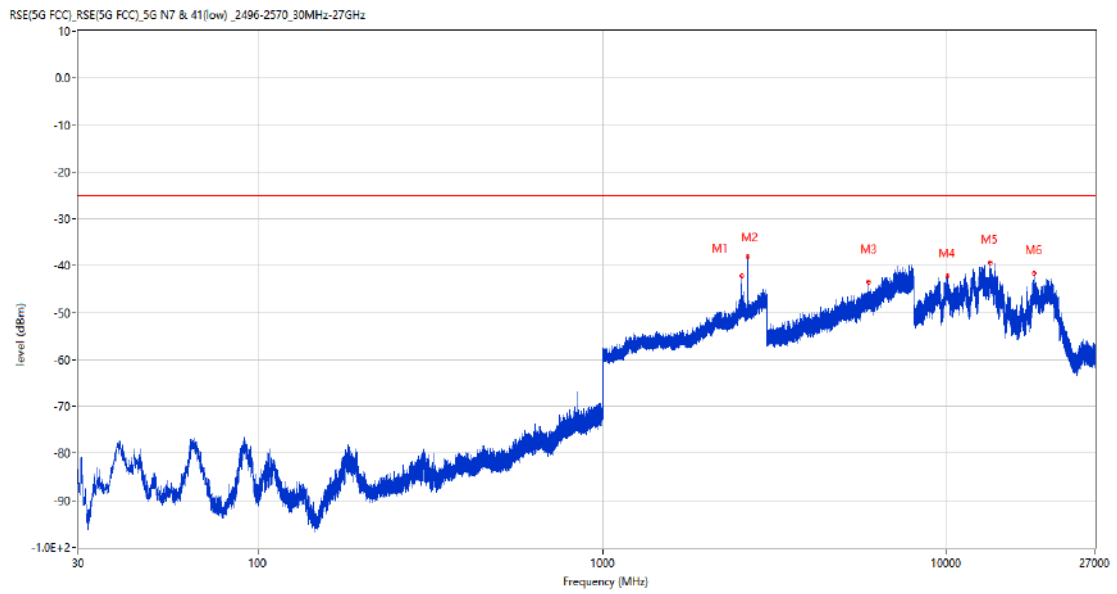
RSE-V&H n7 BW5 CH531000



Frequency (MHz)	Result (dBm)	Factor (dB)	PK Limit (dBm)	Over Limit (dB)	Table (o)	ANT	EUT	Verdict
1373.600	-53.72	-1.54	-25.0	28.72	214.00	Vertical	Horizontal	Pass
2535.900	-42.16	7.26	-25.0	17.16	120.00	Vertical	Horizontal	N/A
7218.000	-40.29	13.91	-25.0	15.29	328.00	Vertical	Horizontal	Pass
10058.412	-41.53	13.01	-25.0	16.53	187.00	Vertical	Horizontal	Pass
13389.450	-38.93	16.91	-25.0	13.93	353.00	Vertical	Horizontal	Pass
19666.801	-42.19	12.94	-25.0	17.19	192.00	Vertical	Horizontal	Pass

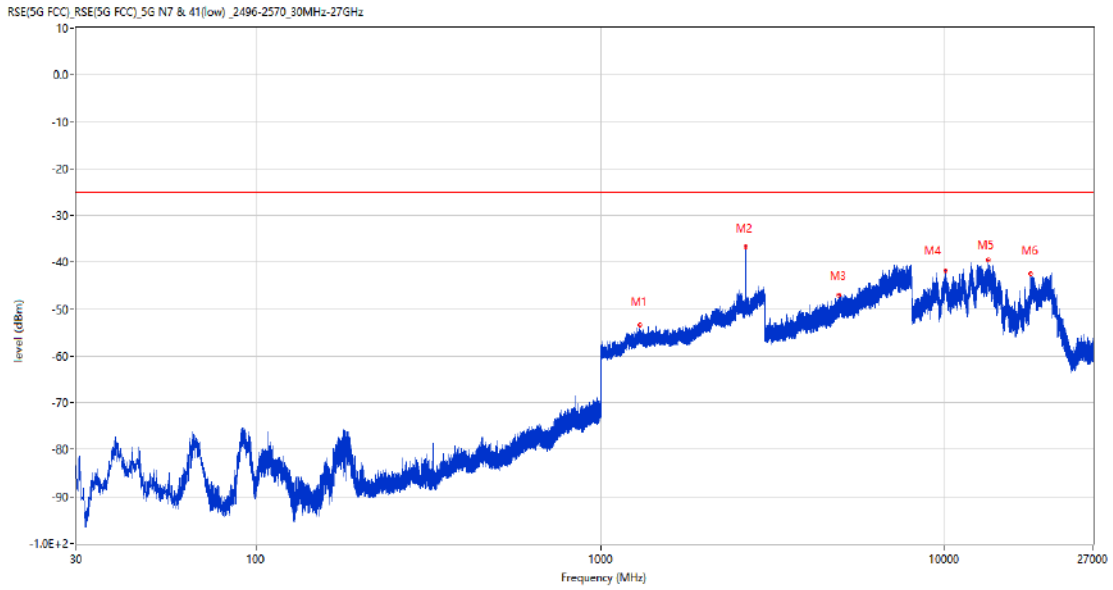
24.2 n7 BW25, PI/2 BPSK, Middle Channel

RSE-H&H n7 BW25 CH531000



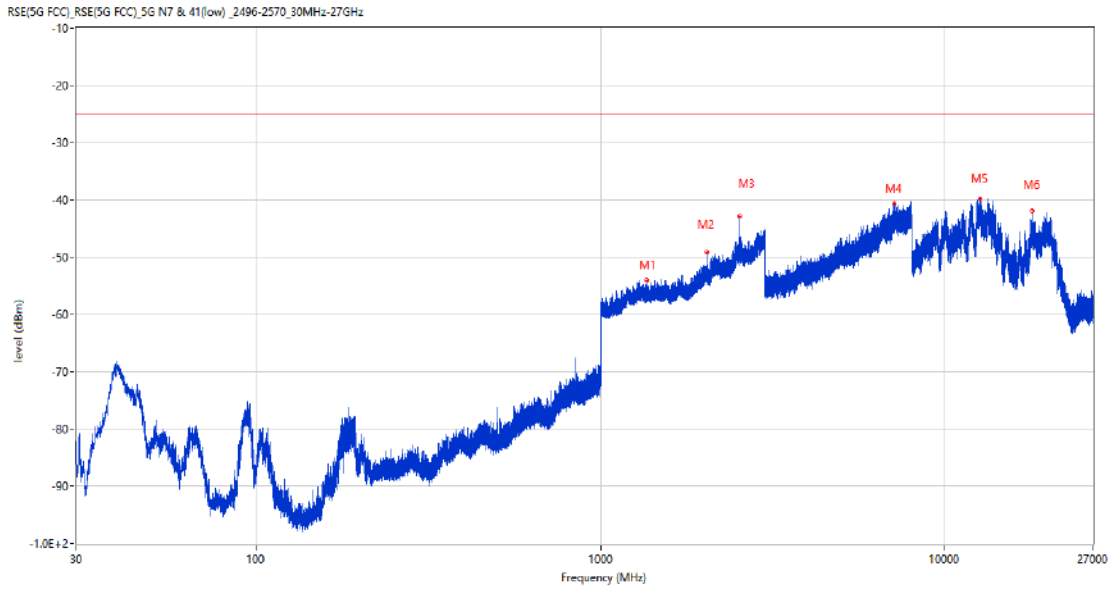
Frequency (MHz)	Result (dBm)	Factor (dB)	PK Limit (dBm)	Over Limit (dB)	Table (o)	ANT	EUT	Verdict
2537.600	-42.22	7.28	-25.0	17.22	132.00	Horizontal	Horizontal	N/A
2645.400	-38.05	6.86	-25.0	13.05	200.00	Horizontal	Horizontal	N/A
5913.750	-43.36	10.39	-25.0	18.36	173.00	Horizontal	Horizontal	Pass
10068.150	-42.24	12.69	-25.0	17.24	258.00	Horizontal	Horizontal	Pass
13371.600	-39.30	16.74	-25.0	14.30	262.00	Horizontal	Horizontal	Pass
17944.875	-41.54	13.97	-25.0	16.54	311.00	Horizontal	Horizontal	Pass

RSE-H&V n7 BW25 CH531000



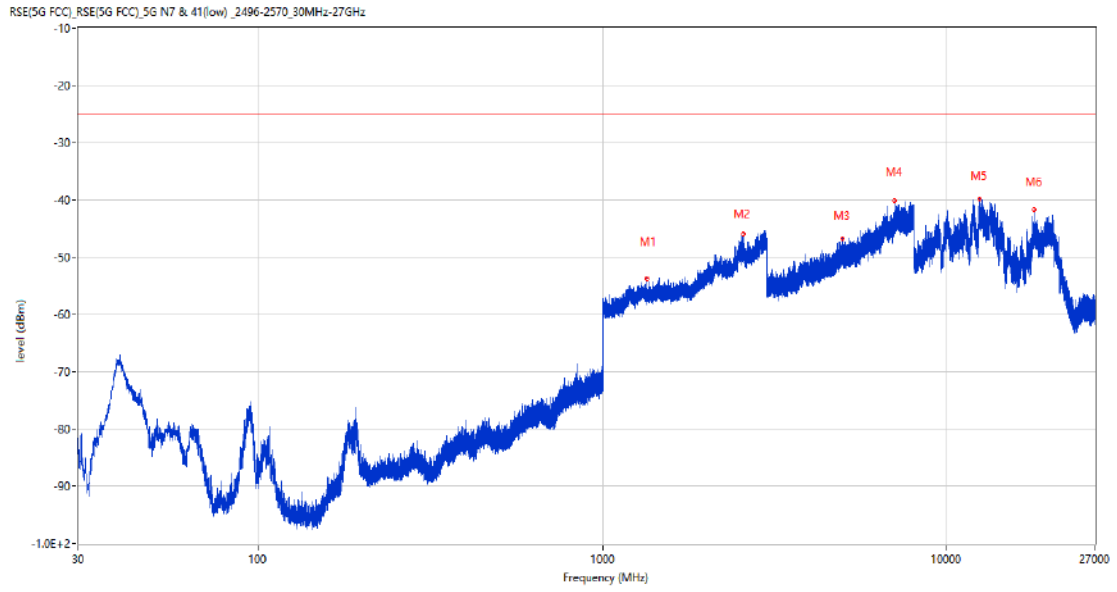
Frequency (MHz)	Result (dBm)	Factor (dB)	PK Limit (dBm)	Over Limit (dB)	Table (o)	ANT	EUT	Verdict
1300.700	-53.46	-0.97	-25.0	28.46	360.00	Horizontal	Vertical	Pass
2645.800	-36.59	6.93	-25.0	11.59	210.00	Horizontal	Vertical	N/A
4925.500	-47.06	8.74	-25.0	22.06	360.00	Horizontal	Vertical	Pass
10067.200	-41.79	12.72	-25.0	16.79	268.00	Horizontal	Vertical	Pass
13376.850	-39.55	16.79	-25.0	14.55	360.00	Horizontal	Vertical	Pass
17814.151	-42.41	12.82	-25.0	17.41	219.00	Horizontal	Vertical	Pass

RSE-V&V n7 BW25 CH531000



Frequency (MHz)	Result (dBm)	Factor (dB)	PK Limit (dBm)	Over Limit (dB)	Table (o)	ANT	EUT	Verdict
1359.800	-54.09	-1.67	-25.0	29.09	360.00	Vertical	Vertical	Pass
2041.300	-49.20	1.44	-25.0	24.20	360.00	Vertical	Vertical	Pass
2537.400	-42.88	7.28	-25.0	17.88	51.00	Vertical	Vertical	N/A
7130.750	-40.64	13.83	-25.0	15.64	152.00	Vertical	Vertical	Pass
12663.550	-39.90	14.41	-25.0	14.90	303.00	Vertical	Vertical	Pass
17942.512	-41.94	13.91	-25.0	16.94	1.00	Vertical	Vertical	Pass

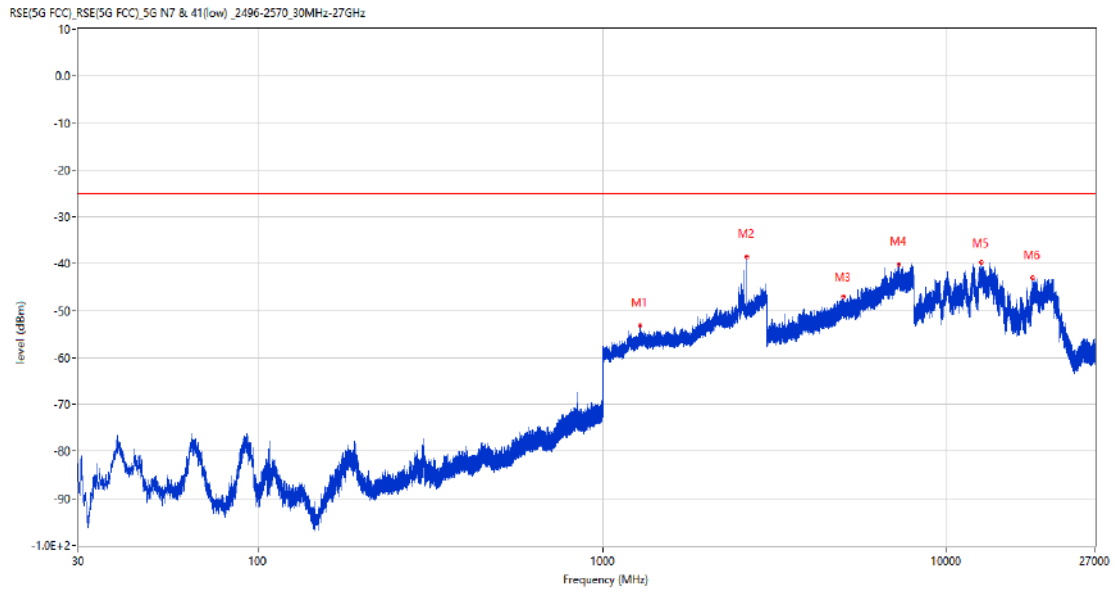
RSE-V&H n7 BW25 CH531000



Frequency (MHz)	Result (dBm)	Factor (dB)	PK Limit (dBm)	Over Limit (dB)	Table (o)	ANT	EUT	Verdict
1350.700	-53.70	-1.68	-25.0	28.70	360.00	Vertical	Horizontal	Pass
2570.500	-45.96	7.38	-25.0	20.96	339.00	Vertical	Horizontal	N/A
4982.750	-46.71	9.17	-25.0	21.71	19.00	Vertical	Horizontal	Pass
7050.500	-40.19	13.34	-25.0	15.19	357.00	Vertical	Horizontal	Pass
12499.438	-39.88	14.71	-25.0	14.88	317.00	Vertical	Horizontal	Pass
17947.501	-41.77	14.03	-25.0	16.77	310.00	Vertical	Horizontal	Pass

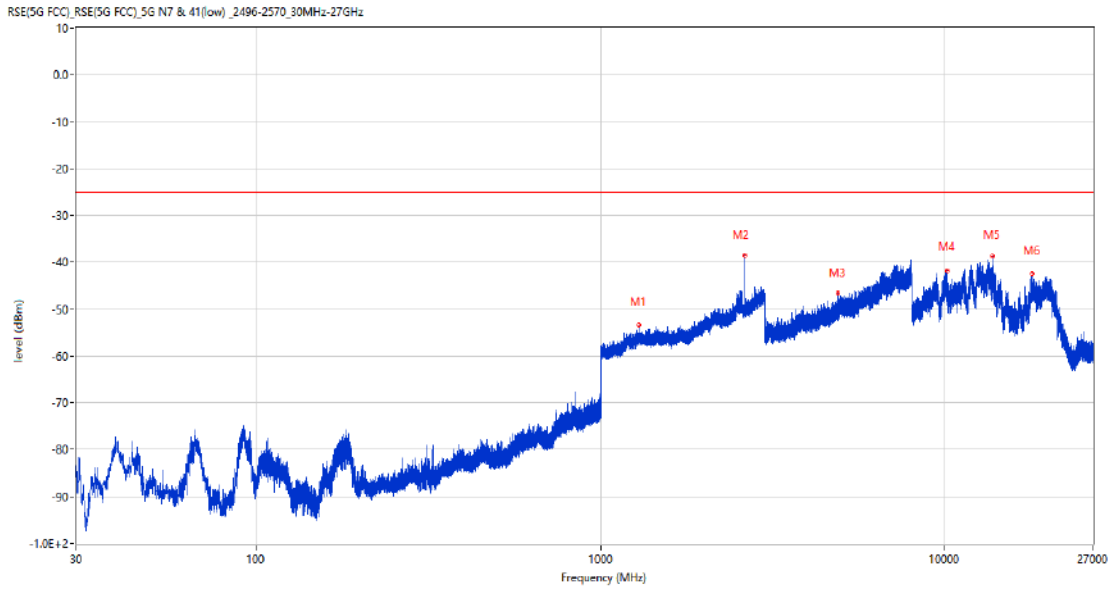
24.3 n7 BW50, PI/2 BPSK, Middle Channel

RSE-H&H n7 BW50 CH531000



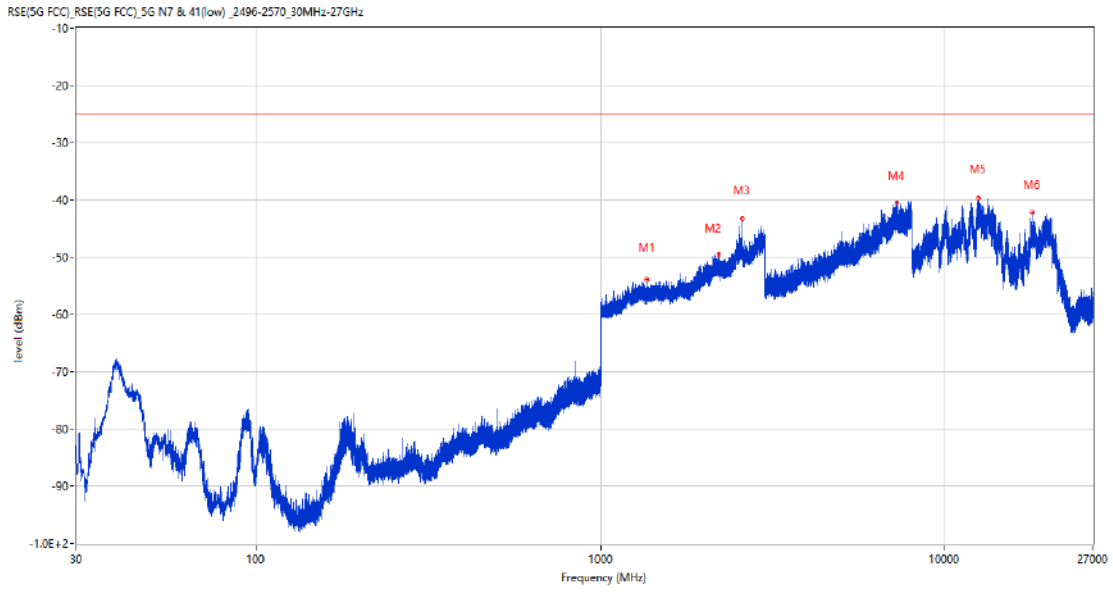
Frequency (MHz)	Result (dBm)	Factor (dB)	PK Limit (dBm)	Over Limit (dB)	Table (o)	ANT	EUT	Verdict
1284.300	-53.14	-1.30	-25.0	28.14	132.00	Horizontal	Horizontal	Pass
2633.600	-38.45	5.70	-25.0	13.45	306.00	Horizontal	Horizontal	N/A
5003.250	-46.90	9.08	-25.0	21.90	167.00	Horizontal	Horizontal	Pass
7248.500	-40.16	14.63	-25.0	15.16	133.00	Horizontal	Horizontal	Pass
12636.951	-39.81	14.25	-25.0	14.81	281.00	Horizontal	Horizontal	Pass
17810.475	-42.99	12.92	-25.0	17.99	360.00	Horizontal	Horizontal	Pass

RSE-H&V n7 BW50 CH531000



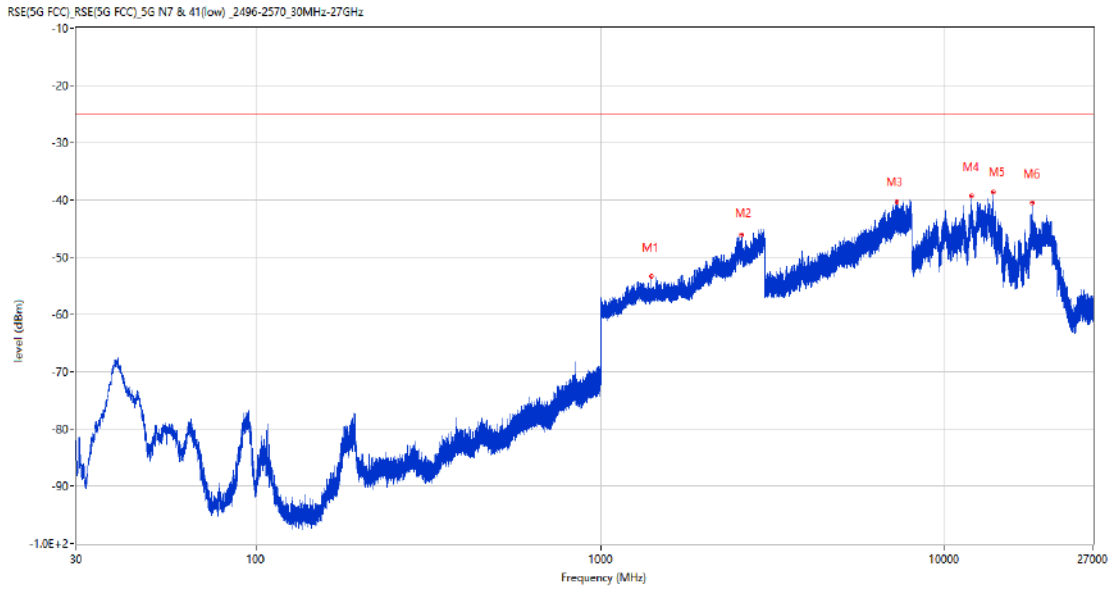
Frequency (MHz)	Result (dBm)	Factor (dB)	PK Limit (dBm)	Over Limit (dB)	Table (o)	ANT	EUT	Verdict
1296.400	-53.33	-1.06	-25.0	28.33	40.00	Horizontal	Vertical	Pass
2633.000	-38.52	5.68	-25.0	13.52	198.00	Horizontal	Vertical	N/A
4890.500	-46.58	8.35	-25.0	21.58	339.00	Horizontal	Vertical	Pass
10164.575	-41.70	11.20	-25.0	16.70	153.00	Horizontal	Vertical	Pass
13800.263	-38.69	17.00	-25.0	13.69	348.00	Horizontal	Vertical	Pass
17937.787	-42.45	13.80	-25.0	17.45	294.00	Horizontal	Vertical	Pass

RSE-V&V n7 BW50 CH531000



Frequency (MHz)	Result (dBm)	Factor (dB)	PK Limit (dBm)	Over Limit (dB)	Table (o)	ANT	EUT	Verdict
1365.000	-53.89	-1.50	-25.0	28.89	360.00	Vertical	Vertical	Pass
2208.700	-49.45	3.42	-25.0	24.45	343.00	Vertical	Vertical	Pass
2587.100	-43.23	6.54	-25.0	18.23	27.00	Vertical	Vertical	N/A
7248.250	-40.59	14.62	-25.0	15.59	22.00	Vertical	Vertical	Pass
12507.750	-39.66	14.60	-25.0	14.66	291.00	Vertical	Vertical	Pass
17969.287	-42.25	13.61	-25.0	17.25	241.00	Vertical	Vertical	Pass

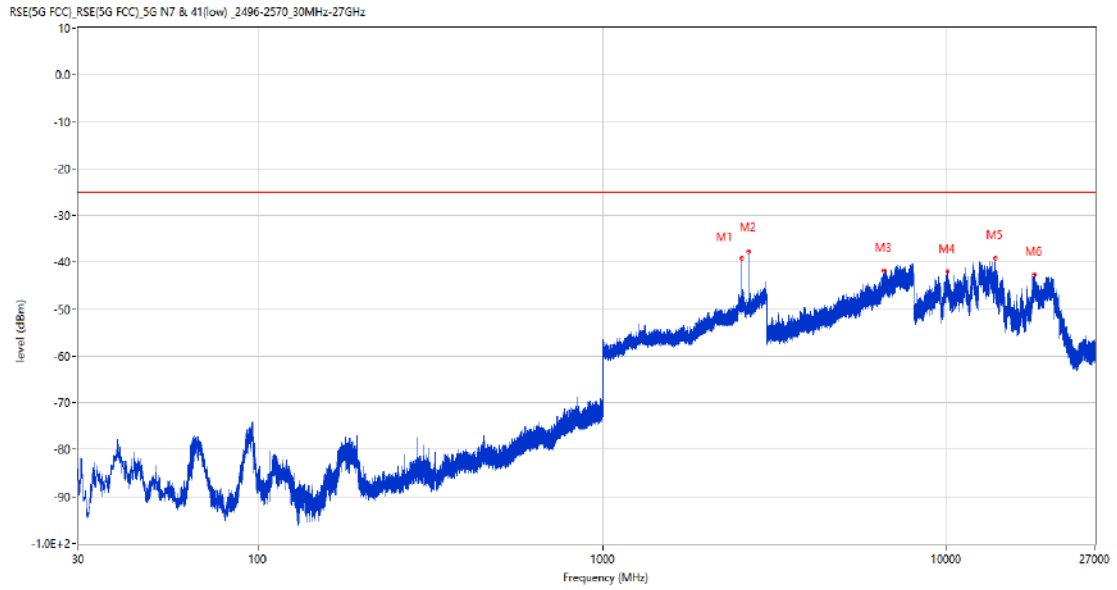
RSE-V&H n7 BW50 CH531000



Frequency (MHz)	Result (dBm)	Factor (dB)	PK Limit (dBm)	Over Limit (dB)	Table (o)	ANT	EUT	Verdict
1400.800	-53.39	-1.70	-25.0	28.39	142.00	Vertical	Horizontal	Pass
2570.400	-46.14	7.38	-25.0	21.14	72.00	Vertical	Horizontal	N/A
7245.500	-40.26	14.61	-25.0	15.26	34.00	Vertical	Horizontal	Pass
11944.875	-39.25	14.00	-25.0	14.25	332.00	Vertical	Horizontal	Pass
13804.200	-38.66	16.91	-25.0	13.66	255.00	Vertical	Horizontal	Pass
17929.912	-40.46	13.61	-25.0	15.46	230.00	Vertical	Horizontal	Pass

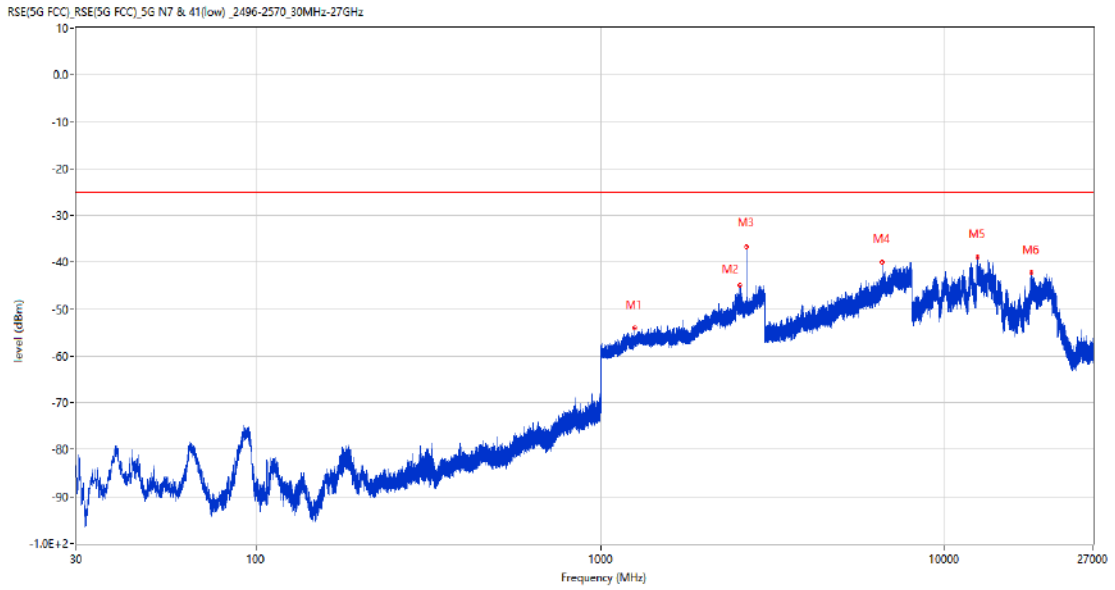
24.4 n7 BW5, QPSK, Middle Channel

RSE-H&H n7 BW5 CH531000



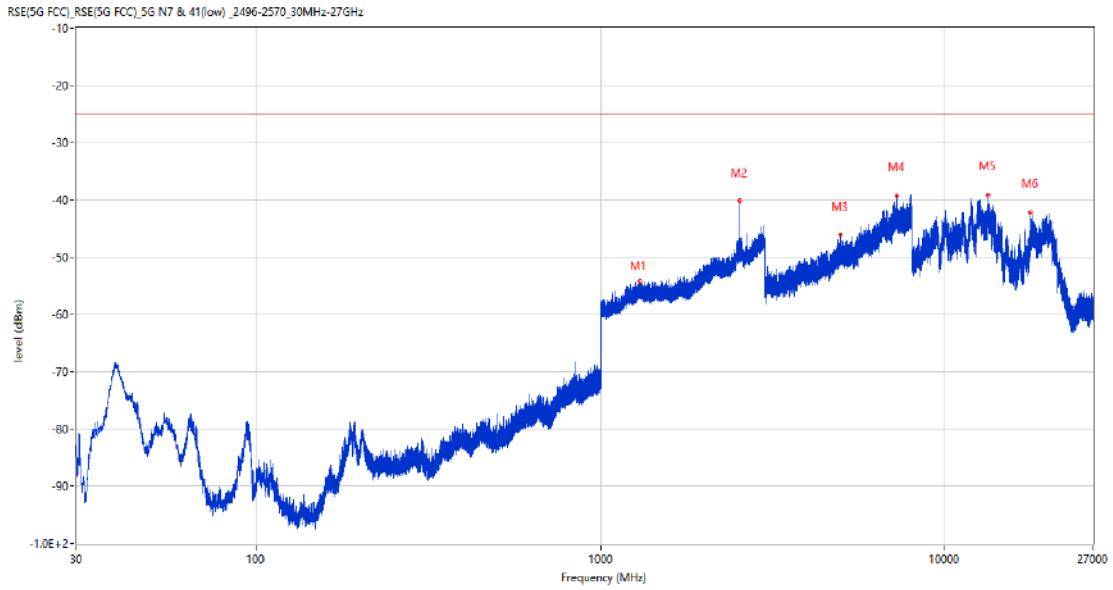
Frequency (MHz)	Result (dBm)	Factor (dB)	PK Limit (dBm)	Over Limit (dB)	Table (o)	ANT	EUT	Verdict
2536.200	-39.07	7.27	-25.0	14.07	143.00	Horizontal	Horizontal	N/A
2655.600	-37.55	6.64	-25.0	12.55	207.00	Horizontal	Horizontal	N/A
6596.000	-41.71	12.84	-25.0	16.71	39.00	Horizontal	Horizontal	Pass
10064.588	-42.00	12.81	-25.0	17.00	350.00	Horizontal	Horizontal	Pass
13811.550	-39.19	16.74	-25.0	14.19	271.00	Horizontal	Horizontal	Pass
17943.562	-42.55	13.94	-25.0	17.55	149.00	Horizontal	Horizontal	Pass

RSE-H&V n7 BW5 CH531000



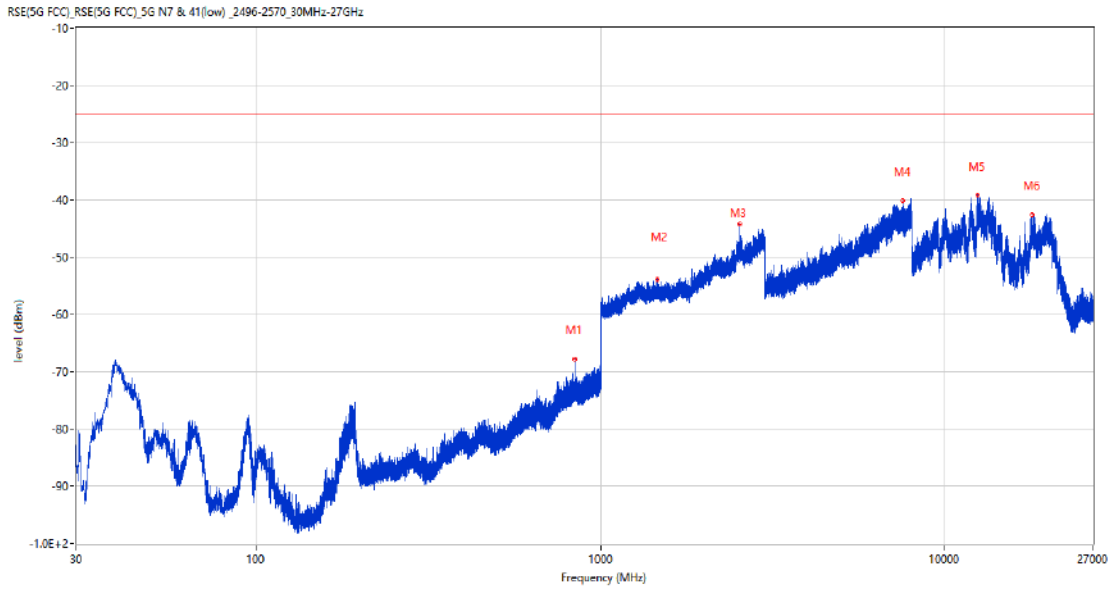
Frequency (MHz)	Result (dBm)	Factor (dB)	PK Limit (dBm)	Over Limit (dB)	Table (o)	ANT	EUT	Verdict
1254.400	-53.98	-1.58	-25.0	28.98	1.00	Horizontal	Vertical	Pass
2536.100	-44.82	7.26	-25.0	19.82	106.00	Horizontal	Vertical	N/A
2654.800	-36.52	6.71	-25.0	11.52	297.00	Horizontal	Vertical	N/A
6580.750	-39.97	13.05	-25.0	14.97	55.00	Horizontal	Vertical	Pass
12495.875	-38.99	14.68	-25.0	13.99	210.00	Horizontal	Vertical	Pass
17837.775	-42.17	12.17	-25.0	17.17	38.00	Horizontal	Vertical	Pass

RSE-V&V n7 BW5 CH531000



Frequency (MHz)	Result (dBm)	Factor (dB)	PK Limit (dBm)	Over Limit (dB)	Table (o)	ANT	EUT	Verdict
1304.800	-54.27	-0.77	-25.0	29.27	182.00	Vertical	Vertical	Pass
2535.800	-40.21	7.26	-25.0	15.21	56.00	Vertical	Vertical	N/A
4985.000	-46.15	9.07	-25.0	21.15	26.00	Vertical	Vertical	Pass
7259.000	-39.27	14.62	-25.0	14.27	360.00	Vertical	Vertical	Pass
13344.300	-39.14	16.32	-25.0	14.14	3.00	Vertical	Vertical	Pass
17782.125	-42.16	12.09	-25.0	17.16	3.00	Vertical	Vertical	Pass

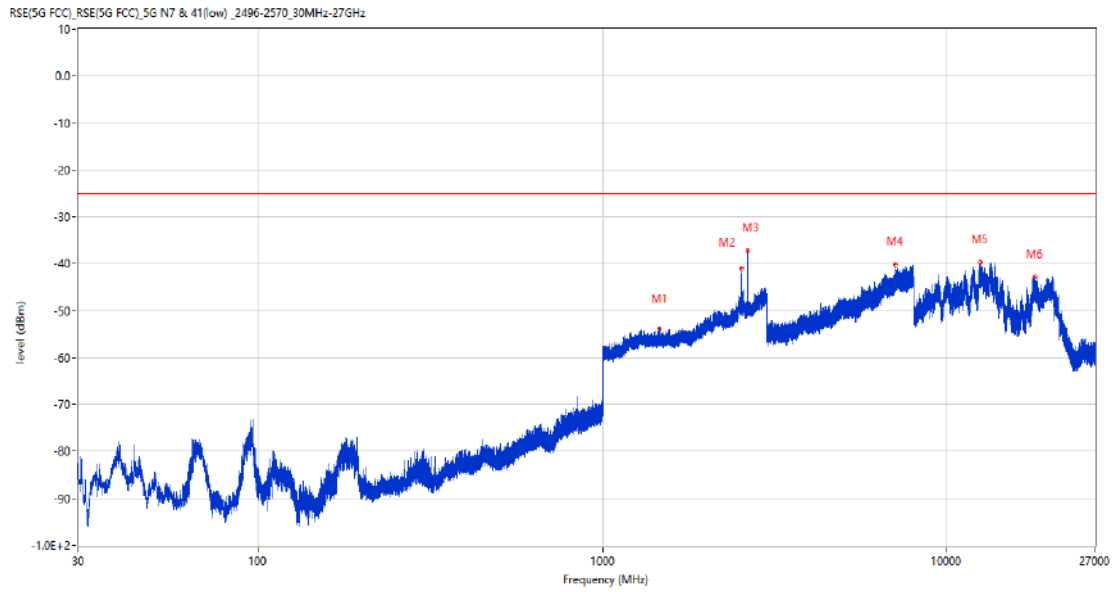
RSE-V&H n7 BW5 CH531000



Frequency (MHz)	Result (dBm)	Factor (dB)	PK Limit (dBm)	Over Limit (dB)	Table (o)	ANT	EUT	Verdict
839.998	-67.79	-0.14	-25.0	42.79	168.00	Vertical	Horizontal	Pass
1461.600	-53.97	-1.25	-25.0	28.97	1.00	Vertical	Horizontal	Pass
2535.700	-44.25	7.26	-25.0	19.25	35.00	Vertical	Horizontal	N/A
7583.250	-40.24	14.33	-25.0	15.24	328.00	Vertical	Horizontal	Pass
12503.474	-39.21	14.66	-25.0	14.21	119.00	Vertical	Horizontal	Pass
17947.238	-42.52	14.02	-25.0	17.52	360.00	Vertical	Horizontal	Pass

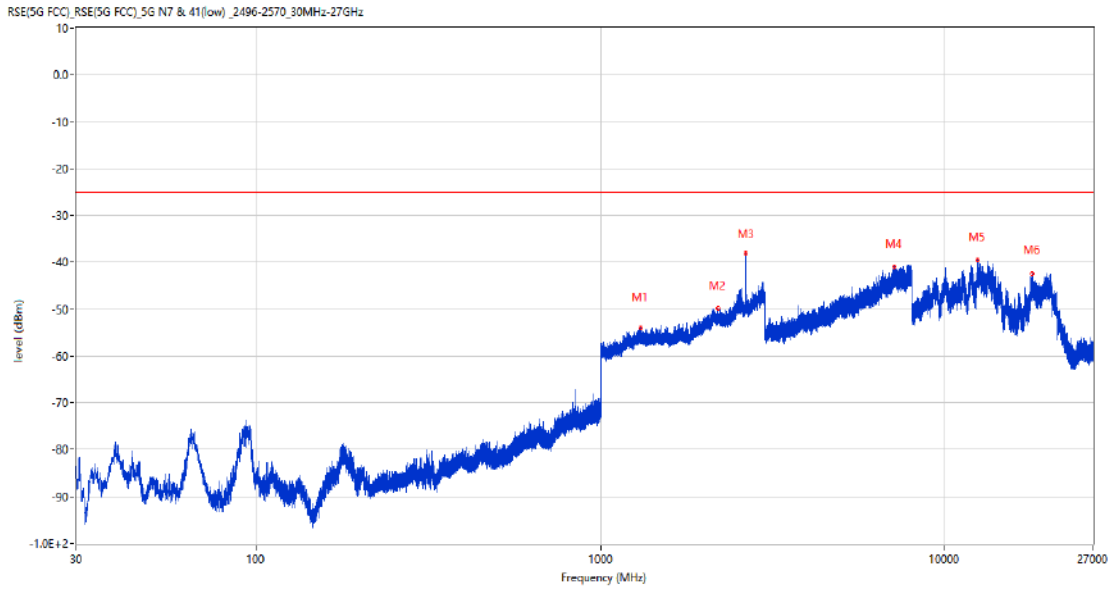
24.5 n7 BW25, QPSK, Middle Channel

RSE-H&H n7 BW25 CH531000



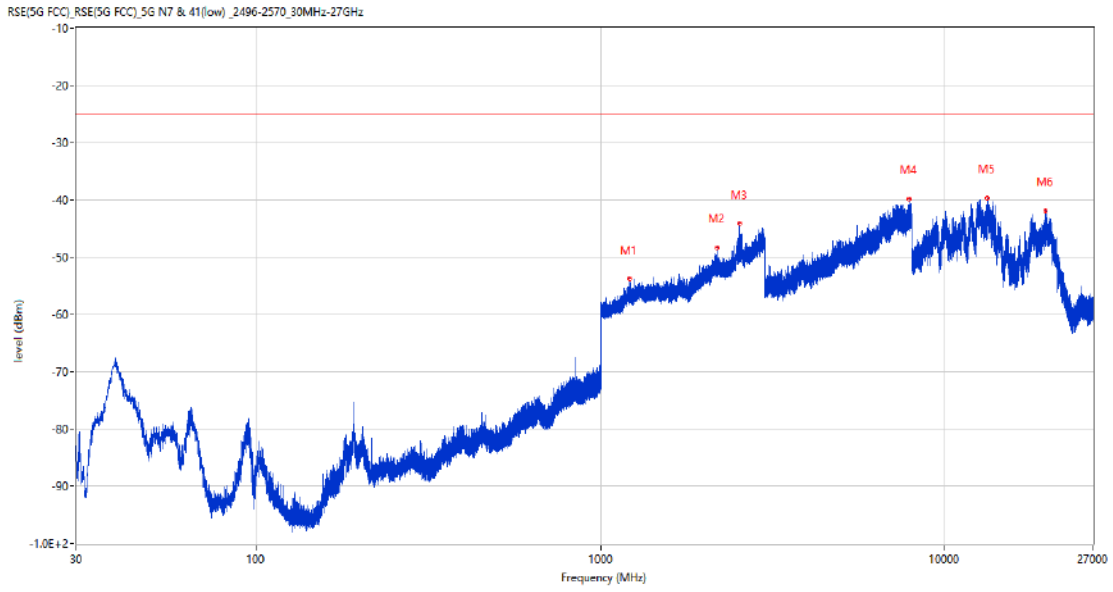
Frequency (MHz)	Result (dBm)	Factor (dB)	PK Limit (dBm)	Over Limit (dB)	Table (o)	ANT	EUT	Verdict
1462.200	-53.83	-1.27	-25.0	28.83	165.00	Horizontal	Horizontal	Pass
2539.000	-41.06	7.30	-25.0	16.06	145.00	Horizontal	Horizontal	N/A
2644.400	-37.18	6.86	-25.0	12.18	296.00	Horizontal	Horizontal	N/A
7099.500	-40.20	13.48	-25.0	15.20	259.00	Horizontal	Horizontal	Pass
12536.963	-39.81	14.13	-25.0	14.81	221.00	Horizontal	Horizontal	Pass
18072.001	-42.87	12.85	-25.0	17.87	170.00	Horizontal	Horizontal	Pass

RSE-H&V n7 BW25 CH531000



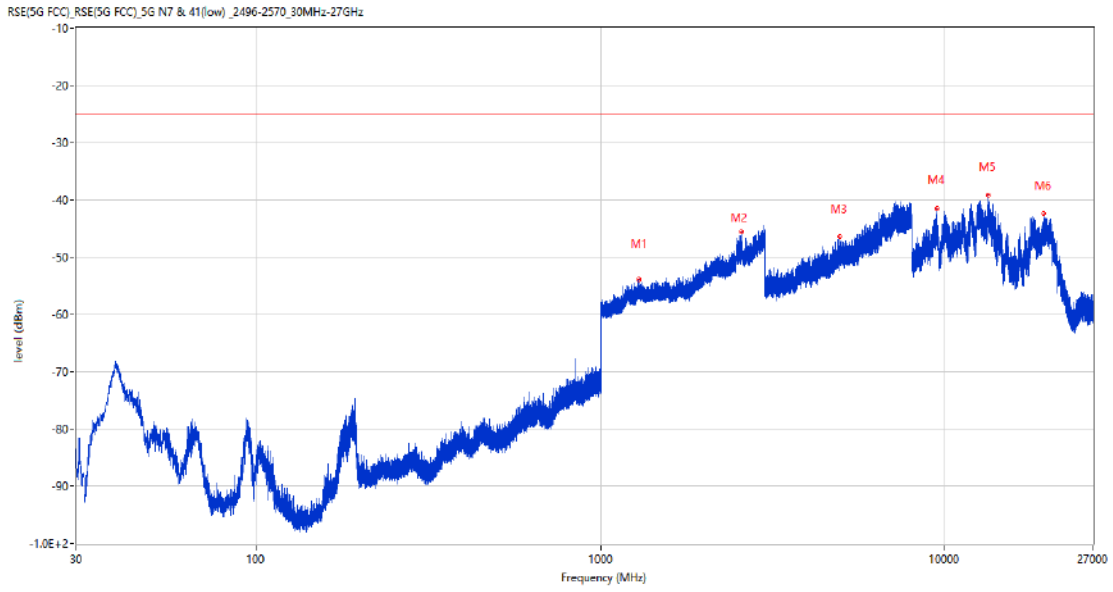
Frequency (MHz)	Result (dBm)	Factor (dB)	PK Limit (dBm)	Over Limit (dB)	Table (o)	ANT	EUT	Verdict
1307.700	-53.95	-0.94	-25.0	28.95	54.00	Horizontal	Vertical	Pass
2200.800	-49.90	3.16	-25.0	24.90	197.00	Horizontal	Vertical	Pass
2644.400	-38.06	6.86	-25.0	13.06	190.00	Horizontal	Vertical	N/A
7128.500	-41.02	13.82	-25.0	16.02	90.00	Horizontal	Vertical	Pass
12492.550	-39.60	14.65	-25.0	14.60	172.00	Horizontal	Vertical	Pass
17945.926	-42.40	13.99	-25.0	17.40	37.00	Horizontal	Vertical	Pass

RSE-V&V n7 BW25 CH531000



Frequency (MHz)	Result (dBm)	Factor (dB)	PK Limit (dBm)	Over Limit (dB)	Table (o)	ANT	EUT	Verdict
1216.400	-53.77	-1.93	-25.0	28.77	103.00	Vertical	Vertical	Pass
2185.900	-48.24	3.15	-25.0	23.24	1.00	Vertical	Vertical	Pass
2538.800	-44.14	7.29	-25.0	19.14	97.00	Vertical	Vertical	N/A
7869.000	-39.84	14.35	-25.0	14.84	98.00	Vertical	Vertical	Pass
13325.138	-39.62	15.56	-25.0	14.62	3.00	Vertical	Vertical	Pass
19666.801	-41.80	12.94	-25.0	16.80	360.00	Vertical	Vertical	Pass

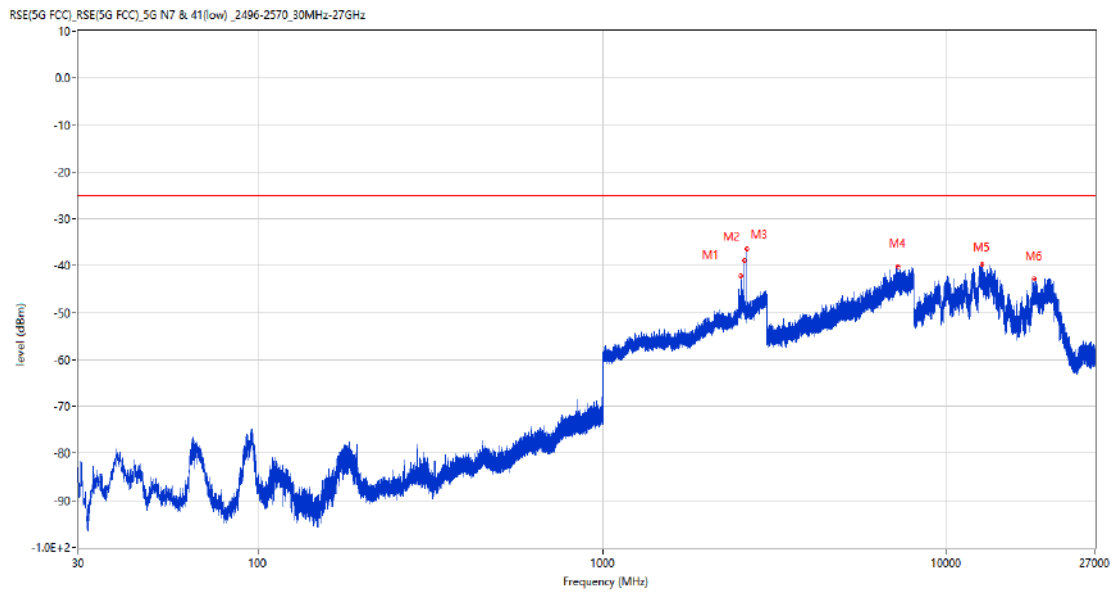
RSE-V&H n7 BW25 CH531000



Frequency (MHz)	Result (dBm)	Factor (dB)	PK Limit (dBm)	Over Limit (dB)	Table (o)	ANT	EUT	Verdict
1290.600	-53.98	-1.17	-25.0	28.98	286.00	Vertical	Horizontal	Pass
2571.200	-45.66	7.38	-25.0	20.66	64.00	Vertical	Horizontal	N/A
4945.750	-46.47	8.75	-25.0	21.47	317.00	Vertical	Horizontal	Pass
9465.138	-41.45	11.24	-25.0	16.45	76.00	Vertical	Horizontal	Pass
13389.975	-39.17	16.92	-25.0	14.17	360.00	Vertical	Horizontal	Pass
19429.650	-42.38	12.92	-25.0	17.38	290.00	Vertical	Horizontal	Pass

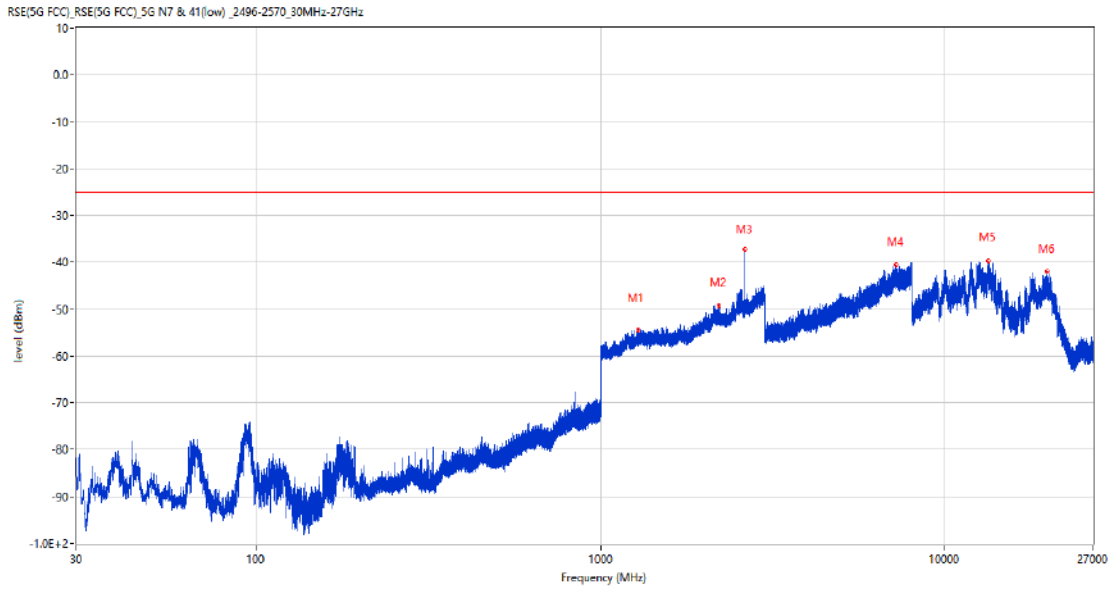
24.6 n7 BW50, QPSK, Middle Channel

RSE-H&H n7 BW50 CH531000



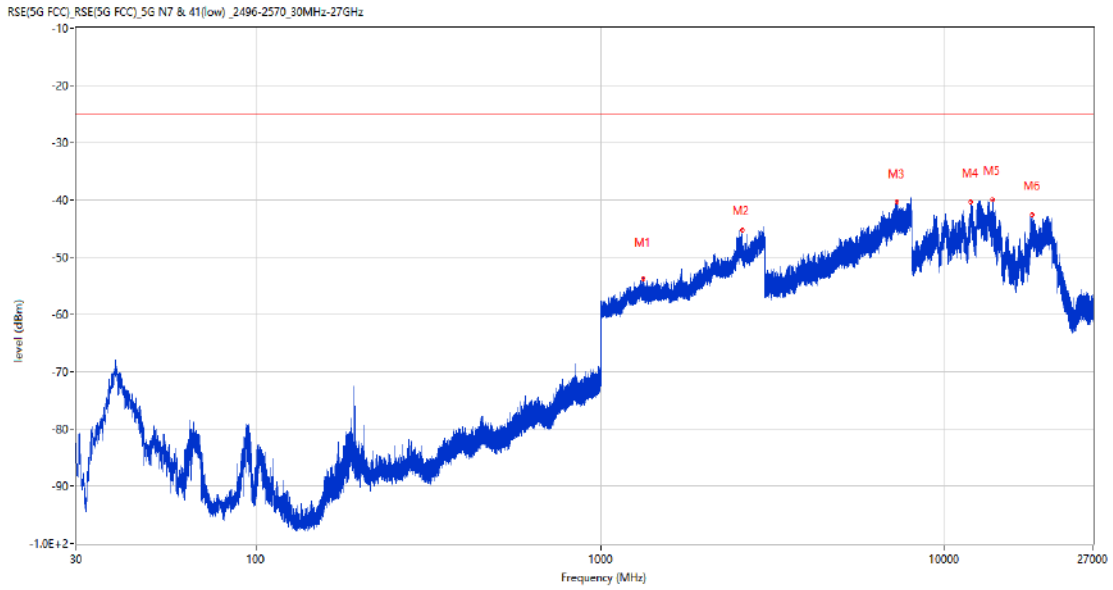
Frequency (MHz)	Result (dBm)	Factor (dB)	PK Limit (dBm)	Over Limit (dB)	Table (o)	ANT	EUT	Verdict
2530.200	-42.23	7.20	-25.0	17.23	161.00	Horizontal	Horizontal	N/A
2584.300	-38.97	6.74	-25.0	13.97	161.00	Horizontal	Horizontal	N/A
2632.900	-36.47	5.68	-25.0	11.47	209.00	Horizontal	Horizontal	N/A
7234.250	-40.12	14.38	-25.0	15.12	327.00	Horizontal	Horizontal	Pass
12693.950	-39.78	14.73	-25.0	14.78	83.00	Horizontal	Horizontal	Pass
17929.386	-42.90	13.60	-25.0	17.90	119.00	Horizontal	Horizontal	Pass

RSE-H&V n7 BW50 CH531000



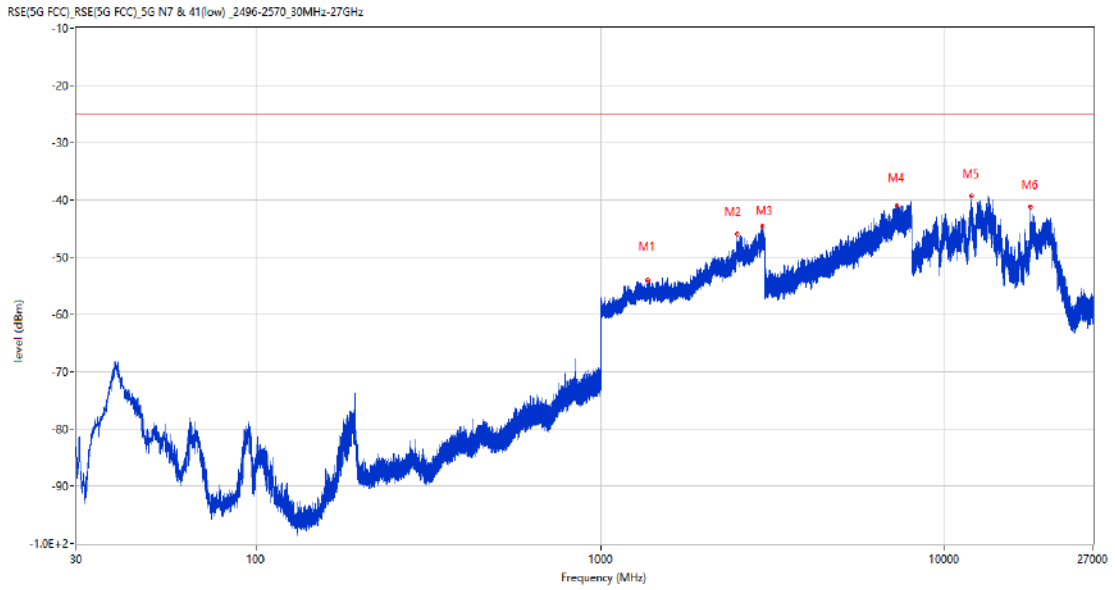
Frequency (MHz)	Result (dBm)	Factor (dB)	PK Limit (dBm)	Over Limit (dB)	Table (o)	ANT	EUT	Verdict
1283.000	-54.38	-1.24	-25.0	29.38	50.00	Horizontal	Vertical	Pass
2209.400	-49.20	3.36	-25.0	24.20	323.00	Horizontal	Vertical	Pass
2632.100	-37.14	5.67	-25.0	12.14	197.00	Horizontal	Vertical	N/A
7242.500	-40.60	14.56	-25.0	15.60	98.00	Horizontal	Vertical	Pass
13337.737	-39.63	16.06	-25.0	14.63	246.00	Horizontal	Vertical	Pass
19789.199	-42.01	12.94	-25.0	17.01	1.00	Horizontal	Vertical	Pass

RSE-V&V n7 BW50 CH531000



Frequency (MHz)	Result (dBm)	Factor (dB)	PK Limit (dBm)	Over Limit (dB)	Table (o)	ANT	EUT	Verdict
1333.900	-53.80	-1.58	-25.0	28.80	167.00	Vertical	Vertical	Pass
2586.300	-45.30	6.60	-25.0	20.30	30.00	Vertical	Vertical	N/A
7244.000	-40.37	14.51	-25.0	15.37	9.00	Vertical	Vertical	Pass
11932.526	-40.29	13.99	-25.0	15.29	360.00	Vertical	Vertical	Pass
13790.550	-39.97	16.38	-25.0	14.97	3.00	Vertical	Vertical	Pass
17980.051	-42.52	13.34	-25.0	17.52	268.00	Vertical	Vertical	Pass

RSE-V&H n7 BW50 CH531000

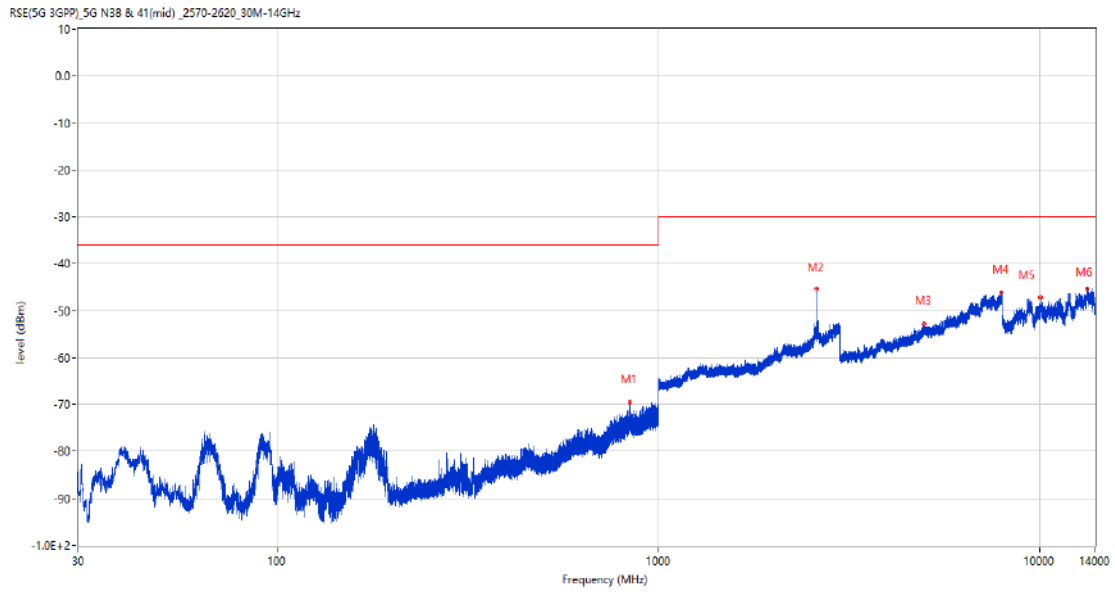


Frequency (MHz)	Result (dBm)	Factor (dB)	PK Limit (dBm)	Over Limit (dB)	Table (o)	ANT	EUT	Verdict
1374.500	-54.05	-1.43	-25.0	29.05	110.00	Vertical	Horizontal	Pass
2496.700	-46.00	6.83	-25.0	21.00	165.00	Vertical	Horizontal	Pass
2953.900	-44.56	9.50	-25.0	19.56	2.00	Vertical	Horizontal	Pass
7246.500	-41.04	14.53	-25.0	16.04	293.00	Vertical	Horizontal	Pass
11987.387	-39.37	13.87	-25.0	14.37	162.00	Vertical	Horizontal	Pass
17820.713	-41.20	12.64	-25.0	16.20	147.00	Vertical	Horizontal	Pass

25 n38

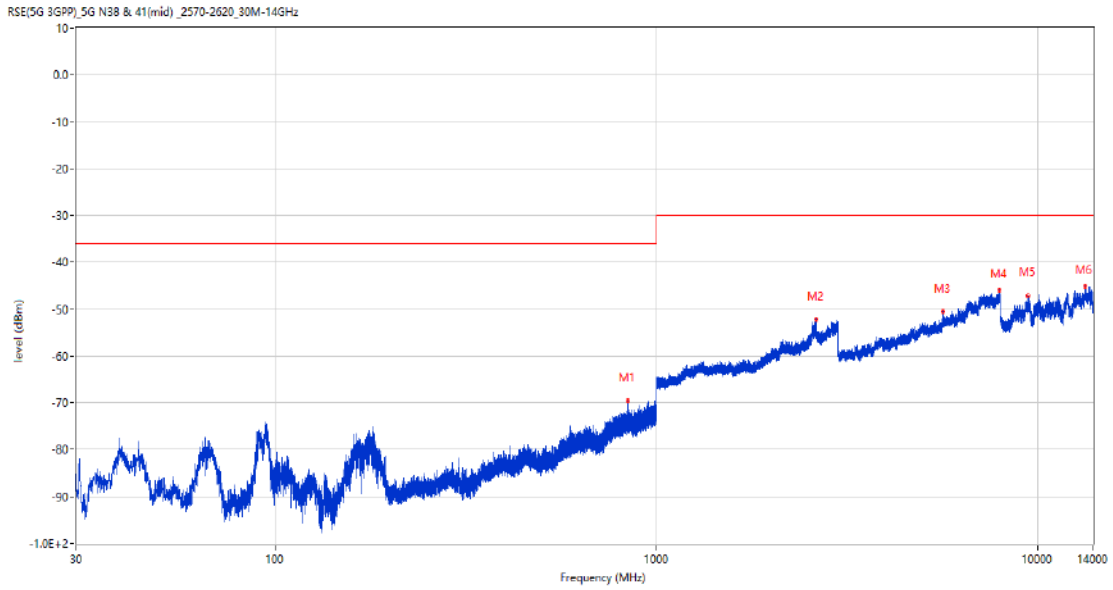
25.1 n38 BW10, PI/2 BPSK, Middle Channel

RSE-H&H n38 BW10 CH519000



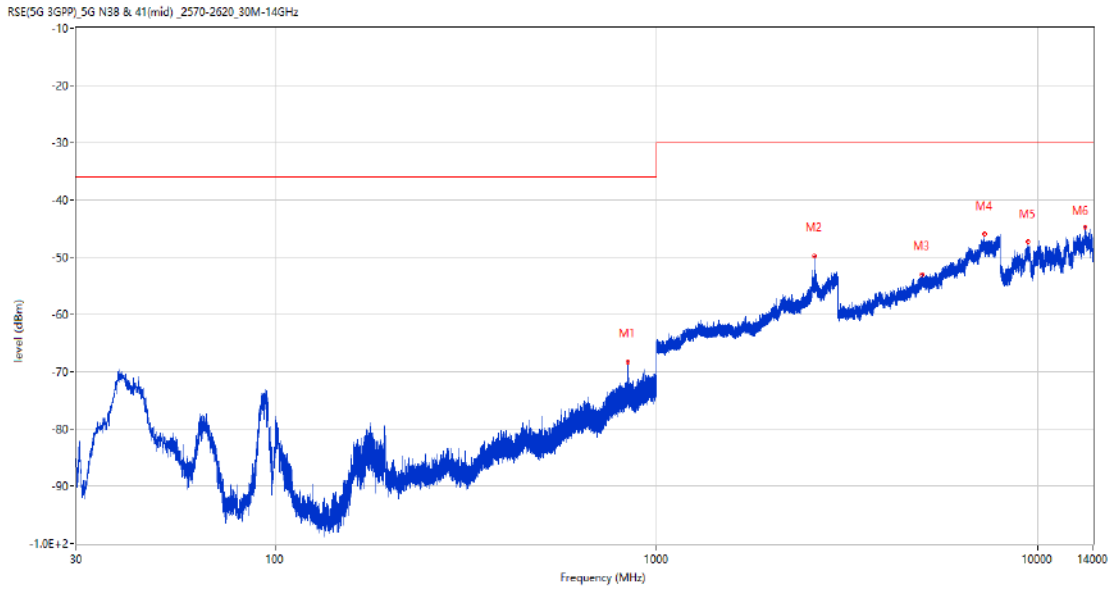
Frequency (MHz)	Result (dBm)	Factor (dB)	PK Limit (dBm)	Over Limit (dB)	Table (o)	ANT	EUT	Verdict
839.950	-69.52	-0.14	-36.0	33.52	60.00	Horizontal	Horizontal	Pass
2595.600	-45.36	8.15	-30.0	15.36	150.00	Horizontal	Horizontal	N/A
4988.500	-52.84	9.16	-30.0	22.84	136.00	Horizontal	Horizontal	Pass
7952.250	-46.23	15.12	-30.0	16.23	67.00	Horizontal	Horizontal	Pass
10053.800	-47.26	14.05	-30.0	17.26	19.00	Horizontal	Horizontal	Pass
13372.401	-45.21	16.73	-30.0	15.21	334.00	Horizontal	Horizontal	Pass

RSE-H&V n38 BW10 CH519000



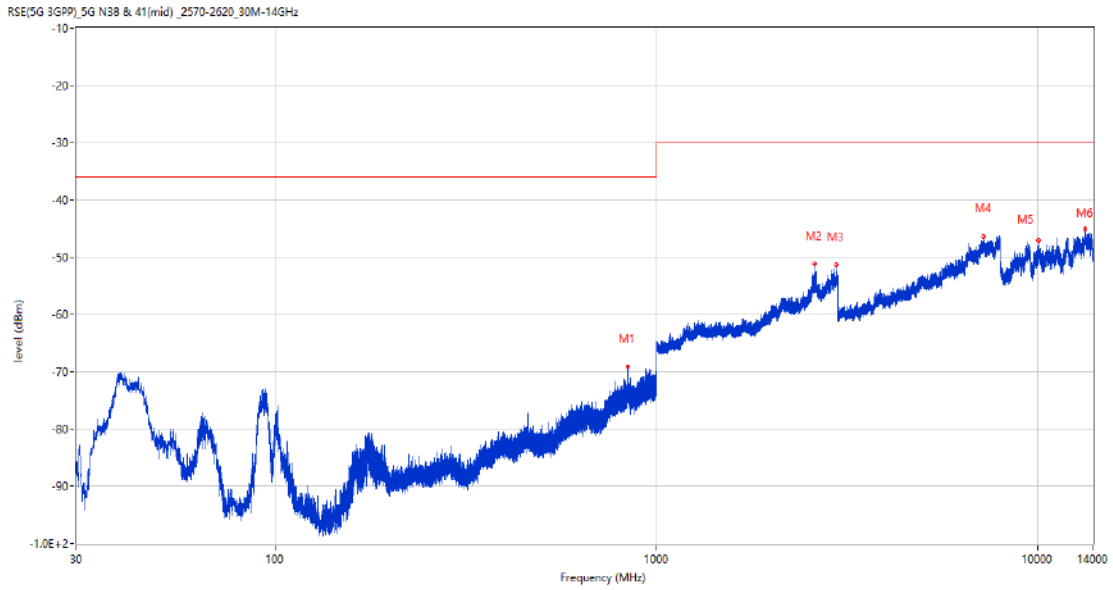
Frequency (MHz)	Result (dBm)	Factor (dB)	PK Limit (dBm)	Over Limit (dB)	Table (o)	ANT	EUT	Verdict
839.998	-69.59	-0.14	-36.0	33.59	200.00	Horizontal	Vertical	Pass
2619.000	-52.17	8.41	-30.0	22.17	150.00	Horizontal	Vertical	Pass
5653.000	-50.53	9.36	-30.0	20.53	275.00	Horizontal	Vertical	Pass
7952.250	-45.95	15.12	-30.0	15.95	217.00	Horizontal	Vertical	Pass
9450.800	-47.10	13.76	-30.0	17.10	43.00	Horizontal	Vertical	Pass
13356.200	-45.20	16.76	-30.0	15.20	163.00	Horizontal	Vertical	Pass

RSE-V&V n38 BW10 CH519000



Frequency (MHz)	Result (dBm)	Factor (dB)	PK Limit (dBm)	Over Limit (dB)	Table (o)	ANT	EUT	Verdict
839.950	-68.27	-0.14	-36.0	32.27	146.00	Vertical	Vertical	Pass
2595.900	-49.83	8.15	-30.0	19.83	120.00	Vertical	Vertical	N/A
4967.500	-52.97	9.01	-30.0	22.97	360.00	Vertical	Vertical	Pass
7255.750	-45.99	14.60	-30.0	15.99	206.00	Vertical	Vertical	Pass
9448.401	-47.24	13.77	-30.0	17.24	360.00	Vertical	Vertical	Pass
13386.800	-44.81	16.70	-30.0	14.81	239.00	Vertical	Vertical	Pass

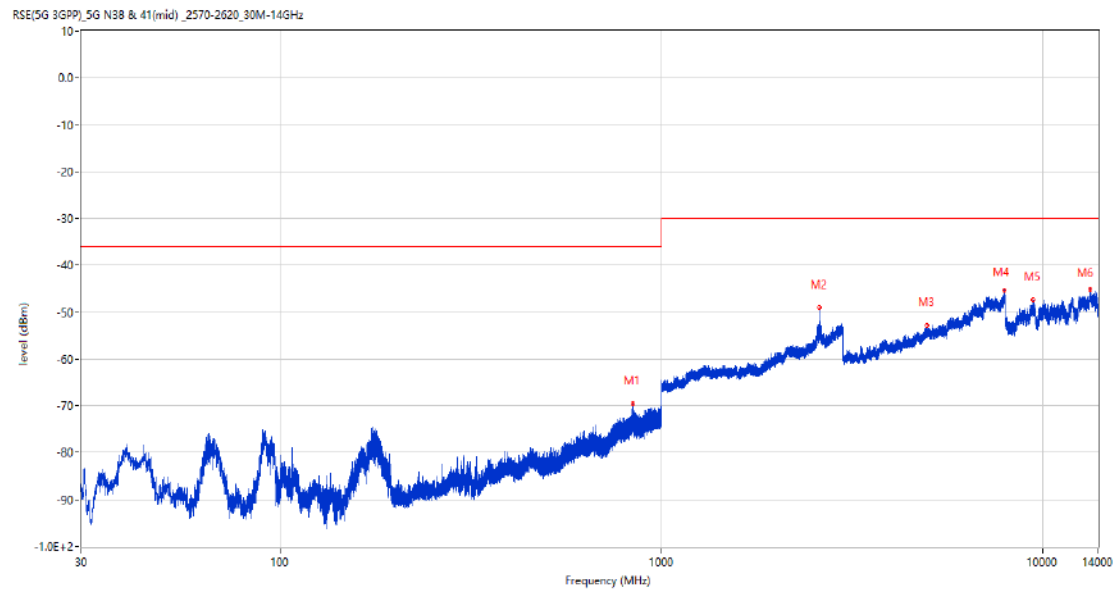
RSE-V&H n38 BW10 CH519000



Frequency (MHz)	Result (dBm)	Factor (dB)	PK Limit (dBm)	Over Limit (dB)	Table (o)	ANT	EUT	Verdict
839.950	-69.23	-0.14	-36.0	33.23	219.00	Vertical	Horizontal	Pass
2595.500	-51.19	8.15	-30.0	21.19	42.00	Vertical	Horizontal	N/A
2966.700	-51.40	9.87	-30.0	21.40	305.00	Vertical	Horizontal	Pass
7243.500	-46.45	14.50	-30.0	16.45	285.00	Vertical	Horizontal	Pass
10055.000	-47.15	14.01	-30.0	17.15	189.00	Vertical	Horizontal	Pass
13373.000	-45.08	16.73	-30.0	15.08	140.00	Vertical	Horizontal	Pass

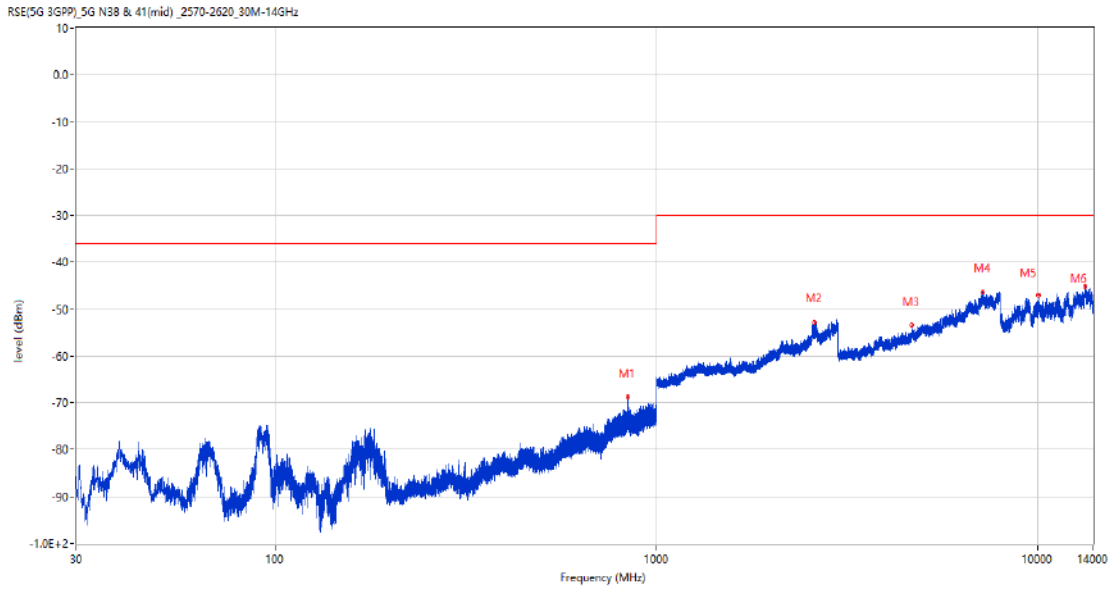
25.2 n38 BW20, PI/2 BPSK, Middle Channel

RSE-H&H n38 BW20 CH519000



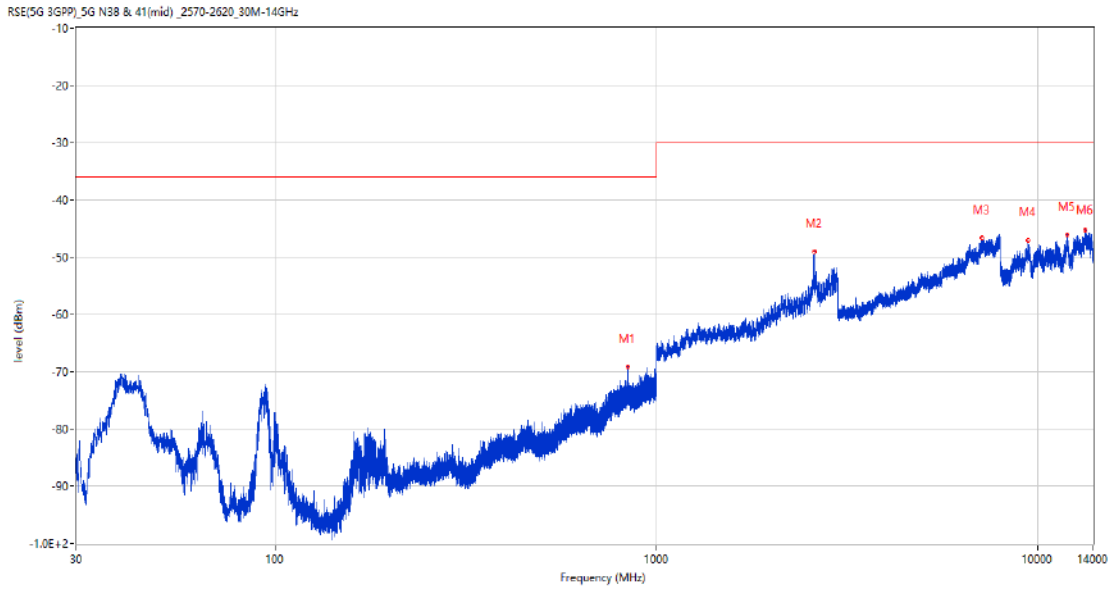
Frequency (MHz)	Result (dBm)	Factor (dB)	PK Limit (dBm)	Over Limit (dB)	Table (o)	ANT	EUT	Verdict
839.998	-69.50	-0.14	-36.0	33.50	311.00	Horizontal	Horizontal	Pass
2595.800	-49.11	8.15	-30.0	19.11	139.00	Horizontal	Horizontal	N/A
4977.500	-52.79	9.25	-30.0	22.79	360.00	Horizontal	Horizontal	Pass
7941.250	-45.38	14.95	-30.0	15.38	91.00	Horizontal	Horizontal	Pass
9465.500	-47.43	13.45	-30.0	17.43	360.00	Horizontal	Horizontal	Pass
13343.300	-45.04	16.54	-30.0	15.04	356.00	Horizontal	Horizontal	Pass

RSE-H&V n38 BW20 CH519000



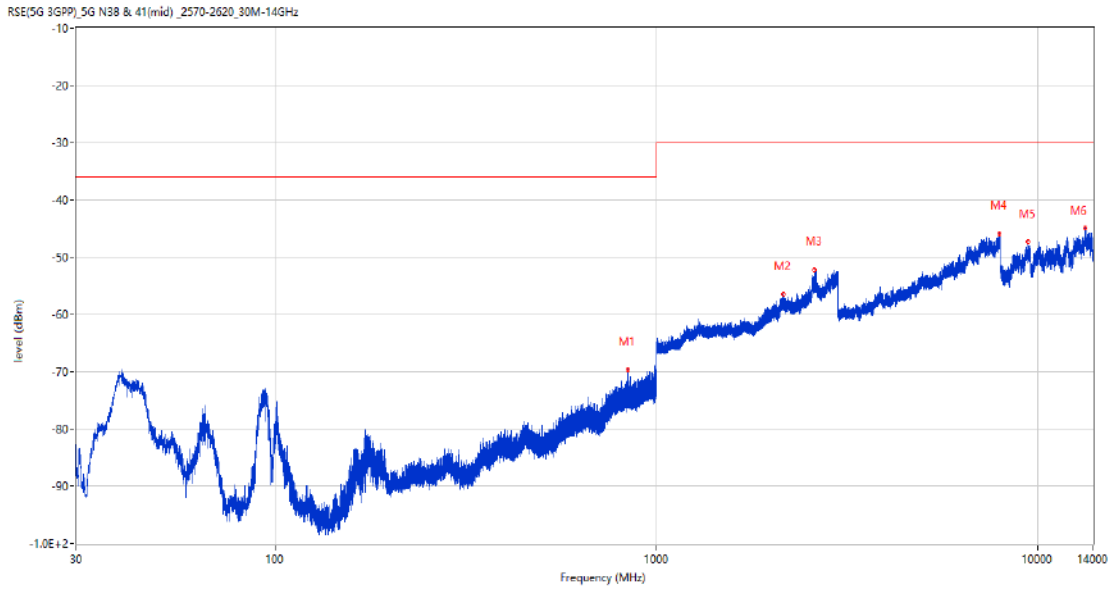
Frequency (MHz)	Result (dBm)	Factor (dB)	PK Limit (dBm)	Over Limit (dB)	Table (o)	ANT	EUT	Verdict
839.950	-68.70	-0.14	-36.0	32.70	178.00	Horizontal	Vertical	Pass
2598.900	-52.78	8.17	-30.0	22.78	84.00	Horizontal	Vertical	N/A
4685.500	-53.49	7.30	-30.0	23.49	162.00	Horizontal	Vertical	Pass
7199.500	-46.27	14.27	-30.0	16.27	360.00	Horizontal	Vertical	Pass
10049.299	-46.87	14.14	-30.0	16.87	139.00	Horizontal	Vertical	Pass
13364.300	-45.16	16.74	-30.0	15.16	116.00	Horizontal	Vertical	Pass

RSE-V&V n38 BW20 CH519000



Frequency (MHz)	Result (dBm)	Factor (dB)	PK Limit (dBm)	Over Limit (dB)	Table (o)	ANT	EUT	Verdict
839.998	-69.20	-0.14	-36.0	33.20	3.00	Vertical	Vertical	Pass
2590.900	-49.05	8.12	-30.0	19.05	41.00	Vertical	Vertical	N/A
7139.500	-46.63	13.68	-30.0	16.63	284.00	Vertical	Vertical	Pass
9441.500	-47.09	13.71	-30.0	17.09	219.00	Vertical	Vertical	Pass
11954.600	-46.16	14.04	-30.0	16.16	360.00	Vertical	Vertical	Pass
13345.100	-45.22	16.60	-30.0	15.22	268.00	Vertical	Vertical	Pass

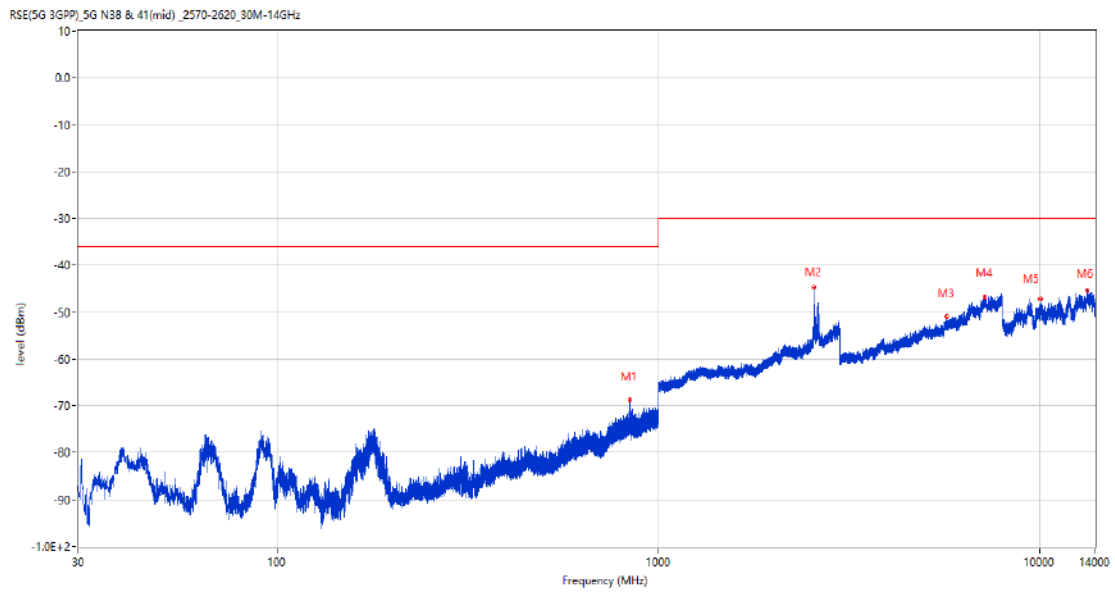
RSE-V&H n38 BW20 CH519000



Frequency (MHz)	Result (dBm)	Factor (dB)	PK Limit (dBm)	Over Limit (dB)	Table (o)	ANT	EUT	Verdict
839.950	-69.74	-0.14	-36.0	33.74	298.00	Vertical	Horizontal	Pass
2145.900	-56.51	3.39	-30.0	26.51	311.00	Vertical	Horizontal	Pass
2590.400	-52.26	8.12	-30.0	22.26	42.00	Vertical	Horizontal	N/A
7947.750	-45.86	15.11	-30.0	15.86	148.00	Vertical	Horizontal	Pass
9434.900	-47.26	13.66	-30.0	17.26	285.00	Vertical	Horizontal	Pass
13343.600	-44.96	16.55	-30.0	14.96	363.00	Vertical	Horizontal	Pass

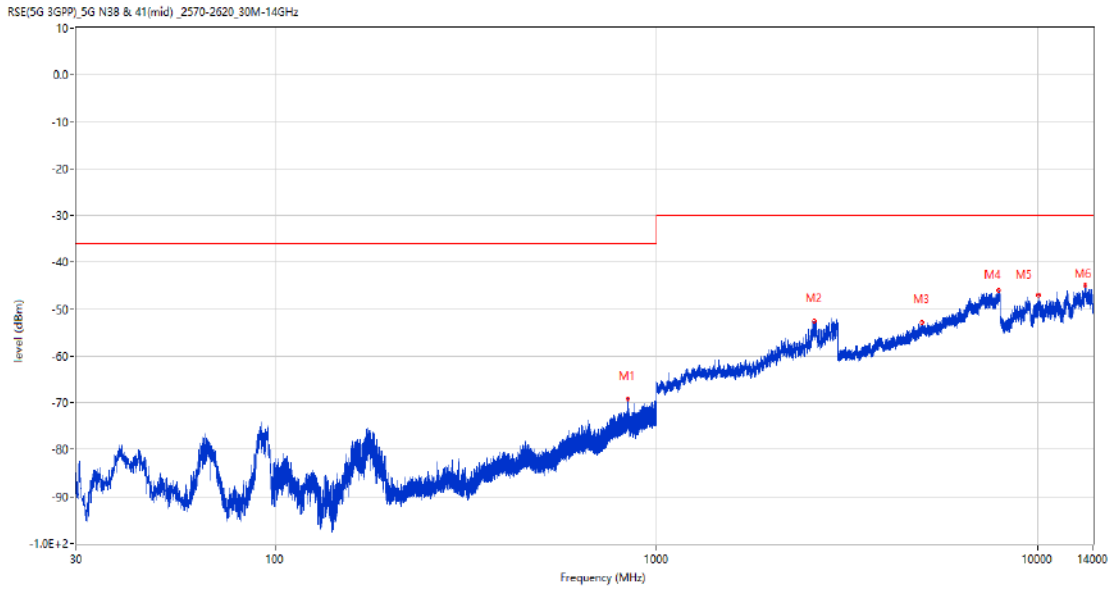
25.3 n38 BW40, PI/2 BPSK, Middle Channel

RSE-H&H n38 BW40 CH519000



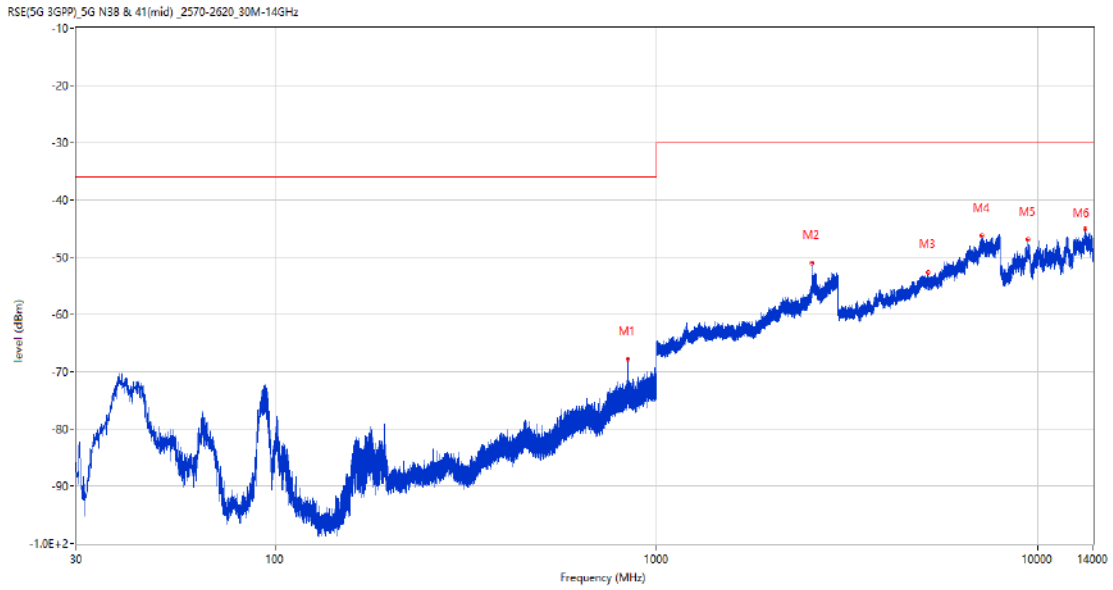
Frequency (MHz)	Result (dBm)	Factor (dB)	PK Limit (dBm)	Over Limit (dB)	Table (o)	ANT	EUT	Verdict
839.998	-68.68	-0.14	-36.0	32.68	325.00	Horizontal	Horizontal	Pass
2562.800	-44.75	7.95	-30.0	14.75	142.00	Horizontal	Horizontal	N/A
5697.250	-50.94	9.73	-30.0	20.94	286.00	Horizontal	Horizontal	Pass
7204.250	-46.66	14.19	-30.0	16.66	93.00	Horizontal	Horizontal	Pass
10060.100	-47.12	13.84	-30.0	17.12	307.00	Horizontal	Horizontal	Pass
13351.099	-45.22	16.77	-30.0	15.22	67.00	Horizontal	Horizontal	Pass

RSE-H&V n38 BW40 CH519000



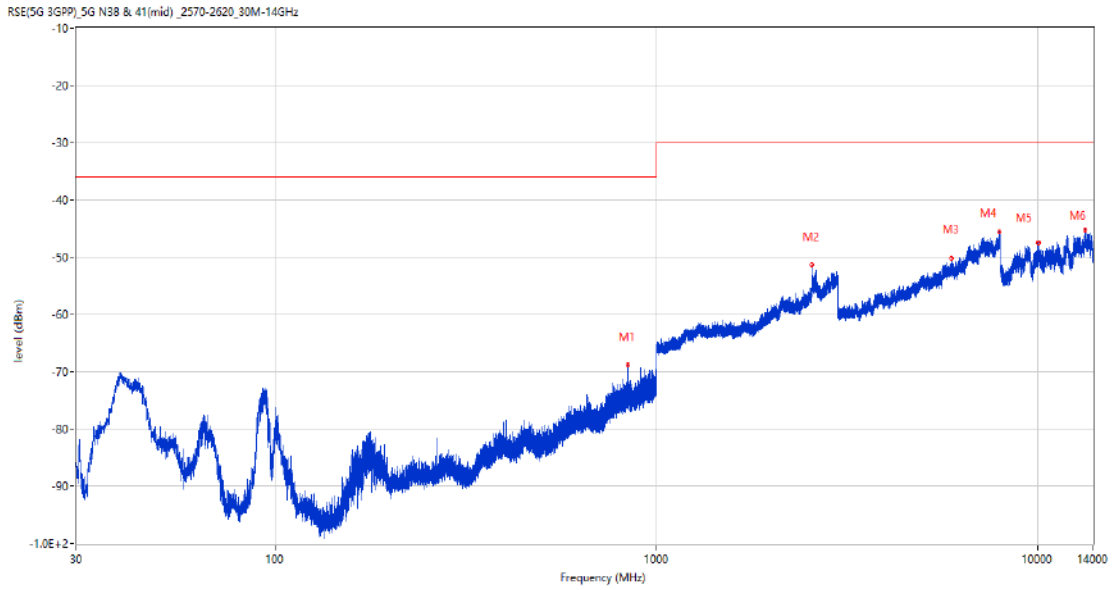
Frequency (MHz)	Result (dBm)	Factor (dB)	PK Limit (dBm)	Over Limit (dB)	Table (o)	ANT	EUT	Verdict
839.998	-69.19	-0.14	-36.0	33.19	219.00	Horizontal	Vertical	Pass
2590.700	-52.60	8.12	-30.0	22.60	202.00	Horizontal	Vertical	N/A
4974.250	-52.77	9.21	-30.0	22.77	288.00	Horizontal	Vertical	Pass
7921.500	-45.97	14.72	-30.0	15.97	43.00	Horizontal	Vertical	Pass
10056.200	-46.99	13.97	-30.0	16.99	360.00	Horizontal	Vertical	Pass
13354.700	-44.96	16.76	-30.0	14.96	88.00	Horizontal	Vertical	Pass

RSE-V&V n38 BW40 CH519000



Frequency (MHz)	Result (dBm)	Factor (dB)	PK Limit (dBm)	Over Limit (dB)	Table (o)	ANT	EUT	Verdict
839.998	-67.87	-0.14	-36.0	31.87	78.00	Vertical	Vertical	Pass
2561.500	-51.02	7.94	-30.0	21.02	1.00	Vertical	Vertical	N/A
5167.500	-52.70	9.04	-30.0	22.70	249.00	Vertical	Vertical	Pass
7151.000	-46.35	13.75	-30.0	16.35	156.00	Vertical	Vertical	Pass
9437.600	-46.95	13.68	-30.0	16.95	19.00	Vertical	Vertical	Pass
13356.800	-45.09	16.76	-30.0	15.09	195.00	Vertical	Vertical	Pass

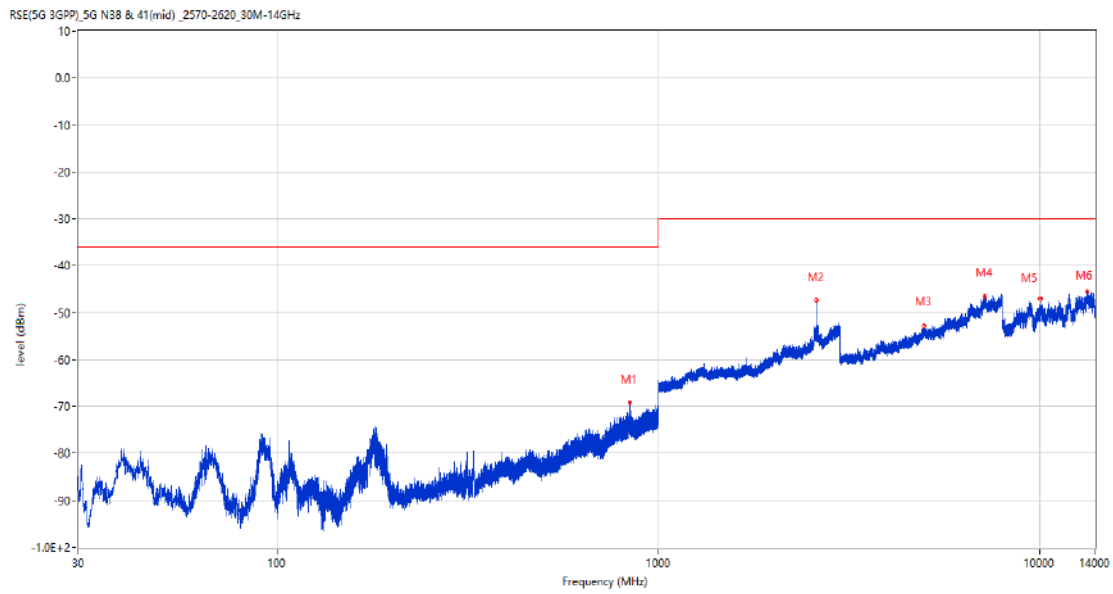
RSE-V&H n38 BW40 CH519000



Frequency (MHz)	Result (dBm)	Factor (dB)	PK Limit (dBm)	Over Limit (dB)	Table (o)	ANT	EUT	Verdict
839.950	-68.90	-0.14	-36.0	32.90	197.00	Vertical	Horizontal	Pass
2561.800	-51.41	7.94	-30.0	21.41	40.00	Vertical	Horizontal	N/A
5953.750	-50.11	10.75	-30.0	20.11	1.00	Vertical	Horizontal	Pass
7954.750	-45.64	14.97	-30.0	15.64	23.00	Vertical	Horizontal	Pass
10058.599	-47.39	13.89	-30.0	17.39	17.00	Vertical	Horizontal	Pass
13386.800	-45.28	16.70	-30.0	15.28	213.00	Vertical	Horizontal	Pass

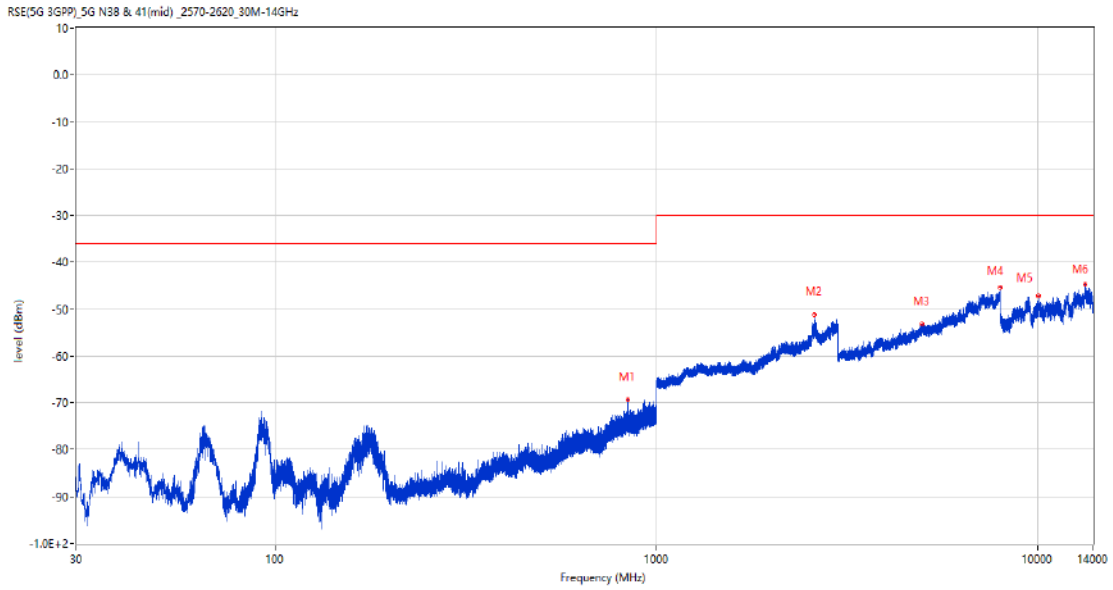
25.4 n38 BW10, QPSK, Middle Channel

RSE-H&H n38 BW10 CH519000



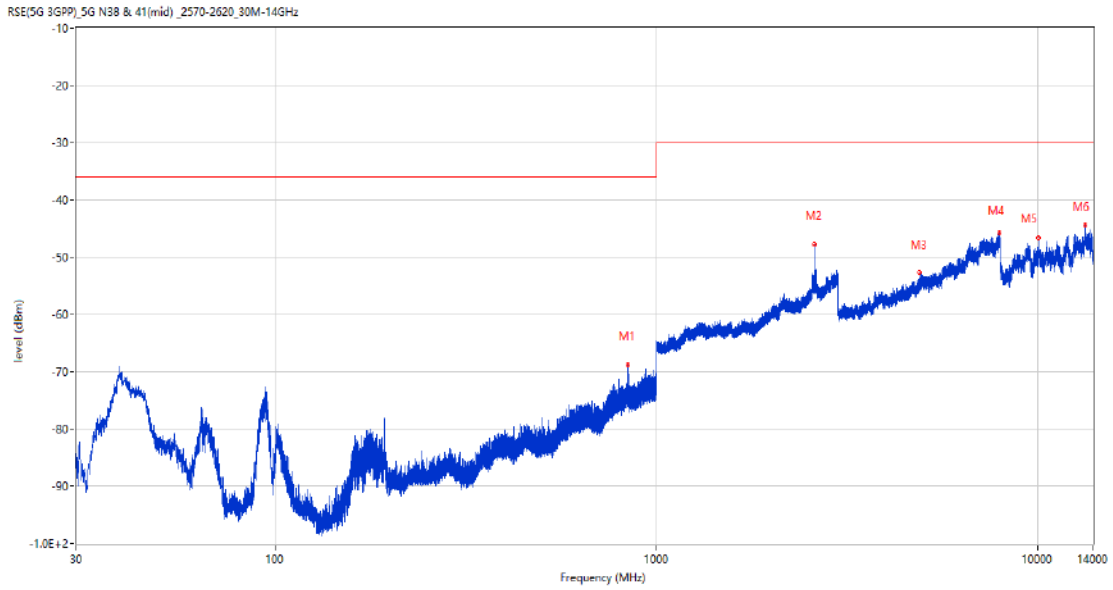
Frequency (MHz)	Result (dBm)	Factor (dB)	PK Limit (dBm)	Over Limit (dB)	Table (o)	ANT	EUT	Verdict
839.950	-69.19	-0.14	-36.0	33.19	114.00	Horizontal	Horizontal	Pass
2596.100	-47.48	8.15	-30.0	17.48	159.00	Horizontal	Horizontal	N/A
4979.250	-52.86	9.31	-30.0	22.86	110.00	Horizontal	Horizontal	Pass
7201.500	-46.63	14.26	-30.0	16.63	332.00	Horizontal	Horizontal	Pass
10058.599	-46.89	13.89	-30.0	16.89	110.00	Horizontal	Horizontal	Pass
13356.500	-45.48	16.76	-30.0	15.48	40.00	Horizontal	Horizontal	Pass

RSE-H&V n38 BW10 CH519000



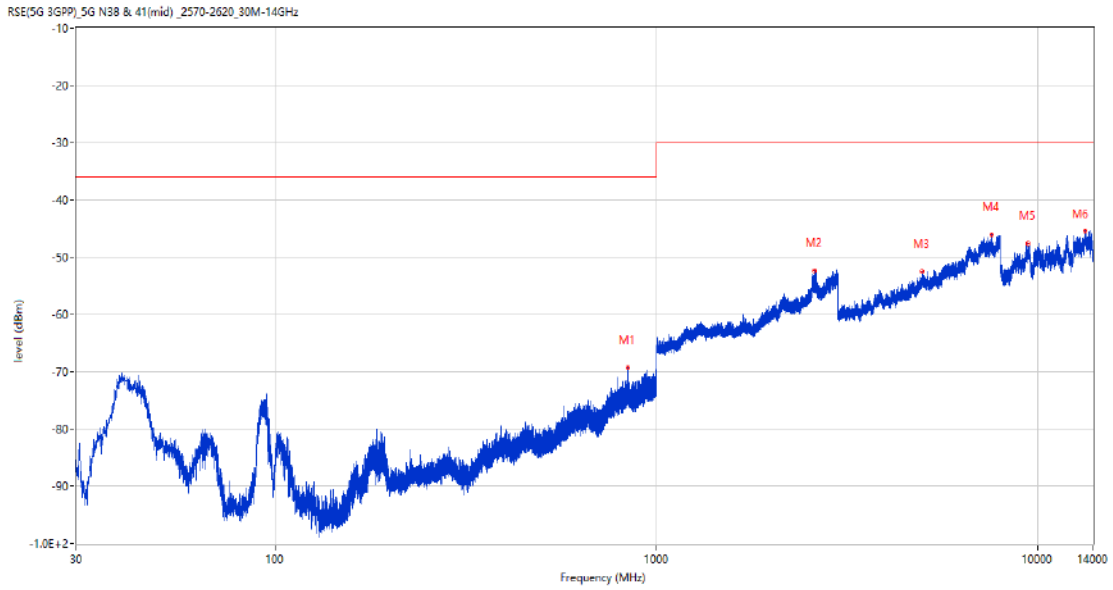
Frequency (MHz)	Result (dBm)	Factor (dB)	PK Limit (dBm)	Over Limit (dB)	Table (o)	ANT	EUT	Verdict
839.998	-69.28	-0.14	-36.0	33.28	333.00	Horizontal	Vertical	Pass
2595.300	-51.17	8.15	-30.0	21.17	158.00	Horizontal	Vertical	N/A
4990.250	-53.28	9.11	-30.0	23.28	3.00	Horizontal	Vertical	Pass
7969.250	-45.40	15.29	-30.0	15.40	360.00	Horizontal	Vertical	Pass
10055.900	-47.19	13.98	-30.0	17.19	360.00	Horizontal	Vertical	Pass
13347.800	-44.74	16.70	-30.0	14.74	214.00	Horizontal	Vertical	Pass

RSE-V&V n38 BW10 CH519000



Frequency (MHz)	Result (dBm)	Factor (dB)	PK Limit (dBm)	Over Limit (dB)	Table (o)	ANT	EUT	Verdict
839.998	-68.79	-0.14	-36.0	32.79	154.00	Vertical	Vertical	Pass
2595.800	-47.78	8.15	-30.0	17.78	20.00	Vertical	Vertical	N/A
4903.750	-52.78	8.13	-30.0	22.78	136.00	Vertical	Vertical	Pass
7948.250	-45.69	15.09	-30.0	15.69	56.00	Vertical	Vertical	Pass
10054.400	-46.57	14.03	-30.0	16.57	211.00	Vertical	Vertical	Pass
13372.701	-44.39	16.73	-30.0	14.39	360.00	Vertical	Vertical	Pass

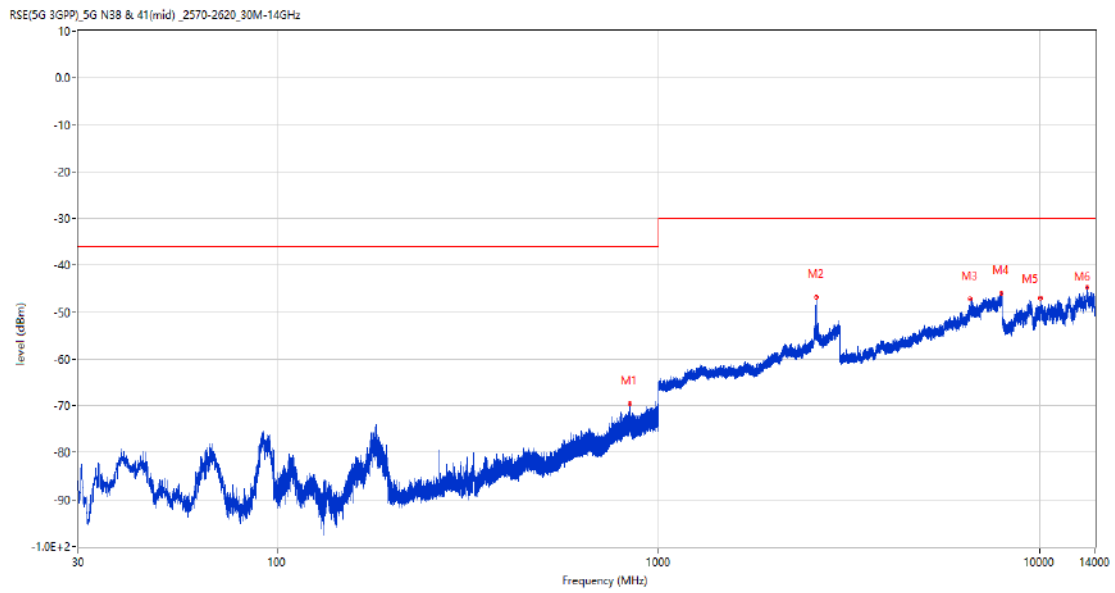
RSE-V&H n38 BW10 CH519000



Frequency (MHz)	Result (dBm)	Factor (dB)	PK Limit (dBm)	Over Limit (dB)	Table (o)	ANT	EUT	Verdict
839.950	-69.37	-0.14	-36.0	33.37	346.00	Vertical	Horizontal	Pass
2599.300	-52.37	8.17	-30.0	22.37	1.00	Vertical	Horizontal	N/A
4979.750	-52.61	9.30	-30.0	22.61	354.00	Vertical	Horizontal	Pass
7575.000	-46.05	14.20	-30.0	16.05	321.00	Vertical	Horizontal	Pass
9437.300	-47.59	13.68	-30.0	17.59	280.00	Vertical	Horizontal	Pass
13366.400	-45.39	16.74	-30.0	15.39	257.00	Vertical	Horizontal	Pass

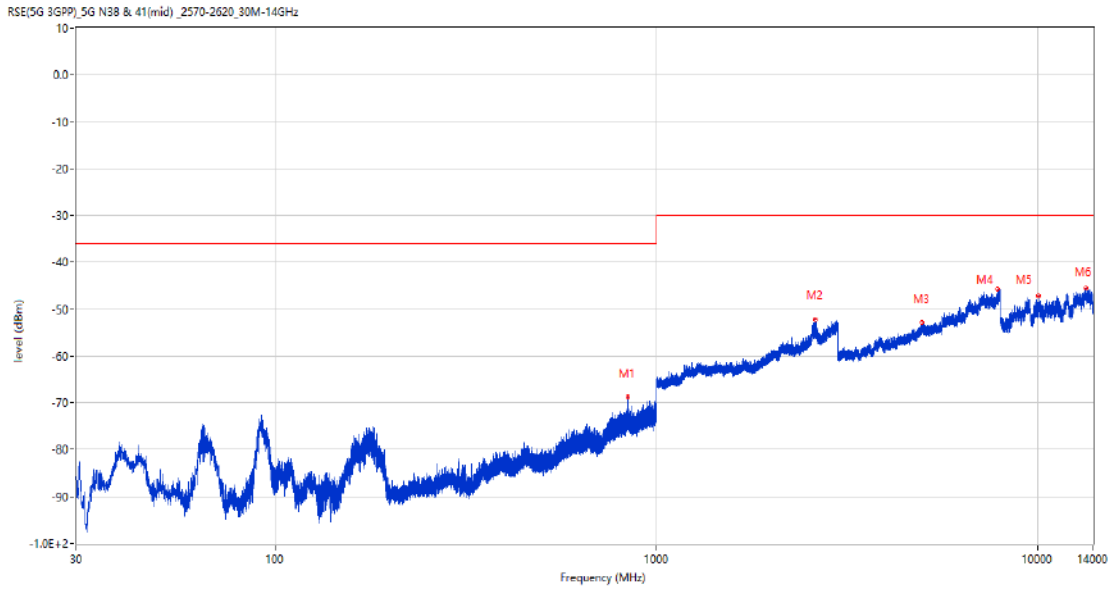
25.5 n38 BW20, QPSK, Middle Channel

RSE-H&H n38 BW20 CH519000



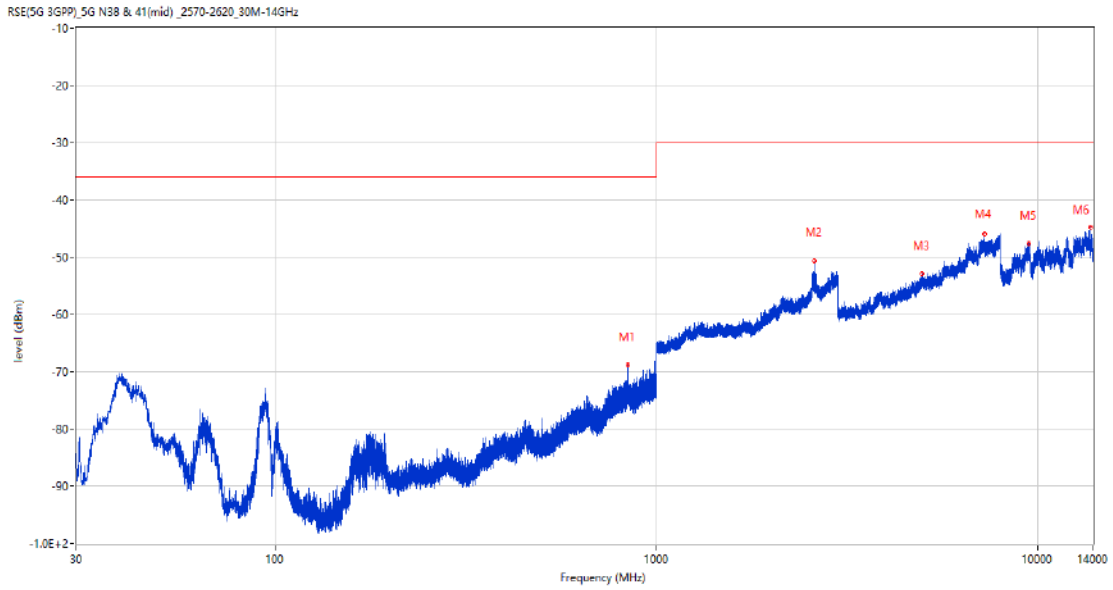
Frequency (MHz)	Result (dBm)	Factor (dB)	PK Limit (dBm)	Over Limit (dB)	Table (o)	ANT	EUT	Verdict
839.998	-69.64	-0.14	-36.0	33.64	162.00	Horizontal	Horizontal	Pass
2590.500	-46.82	8.12	-30.0	16.82	147.00	Horizontal	Horizontal	N/A
6576.250	-47.27	13.09	-30.0	17.27	240.00	Horizontal	Horizontal	Pass
7955.500	-45.98	15.06	-30.0	15.98	13.00	Horizontal	Horizontal	Pass
10058.299	-47.04	13.90	-30.0	17.04	257.00	Horizontal	Horizontal	Pass
13348.700	-44.60	16.73	-30.0	14.60	354.00	Horizontal	Horizontal	Pass

RSE-H&V n38 BW20 CH519000



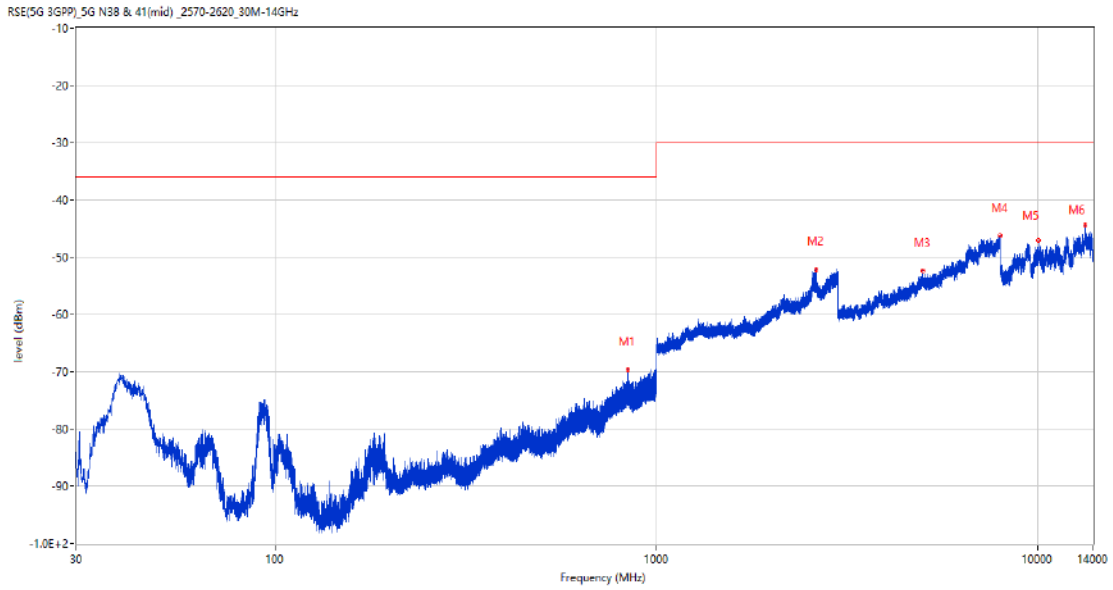
Frequency (MHz)	Result (dBm)	Factor (dB)	PK Limit (dBm)	Over Limit (dB)	Table (o)	ANT	EUT	Verdict
839.998	-68.65	-0.14	-36.0	32.65	201.00	Horizontal	Vertical	Pass
2612.600	-52.04	8.33	-30.0	22.04	346.00	Horizontal	Vertical	N/A
4983.750	-52.78	9.13	-30.0	22.78	32.00	Horizontal	Vertical	Pass
7878.000	-45.78	14.78	-30.0	15.78	320.00	Horizontal	Vertical	Pass
10046.000	-47.14	14.02	-30.0	17.14	162.00	Horizontal	Vertical	Pass
13389.799	-45.42	16.70	-30.0	15.42	188.00	Horizontal	Vertical	Pass

RSE-V&V n38 BW20 CH519000



Frequency (MHz)	Result (dBm)	Factor (dB)	PK Limit (dBm)	Over Limit (dB)	Table (o)	ANT	EUT	Verdict
839.998	-68.83	-0.14	-36.0	32.83	346.00	Vertical	Vertical	Pass
2595.900	-50.63	8.15	-30.0	20.63	20.00	Vertical	Vertical	N/A
4982.000	-52.80	9.33	-30.0	22.80	309.00	Vertical	Vertical	Pass
7250.250	-45.98	14.54	-30.0	15.98	241.00	Vertical	Vertical	Pass
9499.099	-47.65	12.74	-30.0	17.65	360.00	Vertical	Vertical	Pass
13799.000	-44.71	16.97	-30.0	14.71	139.00	Vertical	Vertical	Pass

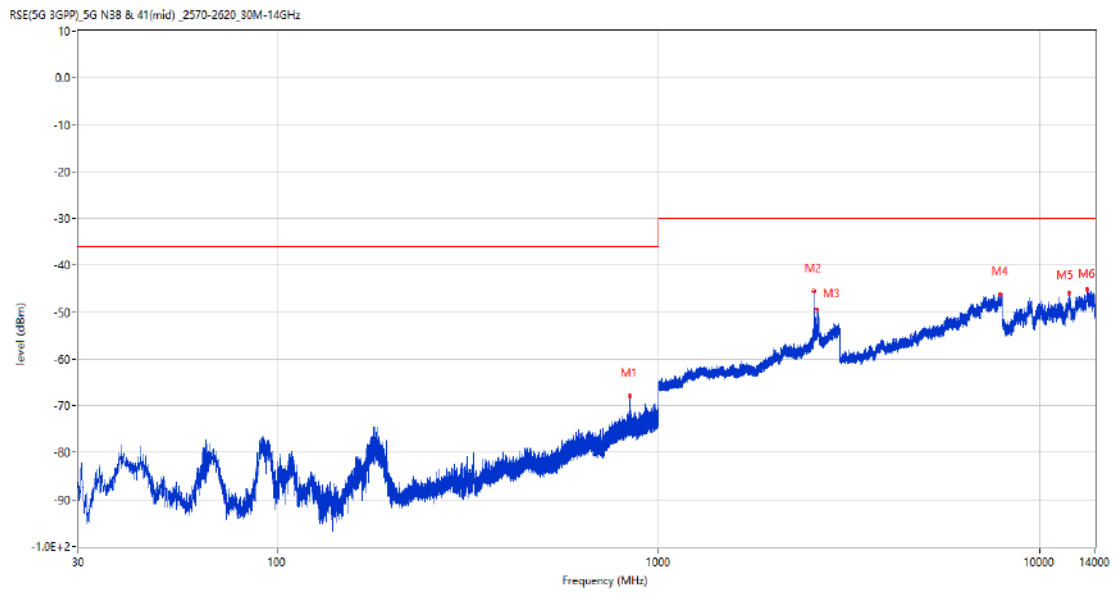
RSE-V&H n38 BW20 CH519000



Frequency (MHz)	Result (dBm)	Factor (dB)	PK Limit (dBm)	Over Limit (dB)	Table (o)	ANT	EUT	Verdict
839.998	-69.67	-0.14	-36.0	33.67	65.00	Vertical	Horizontal	Pass
2619.700	-52.19	8.42	-30.0	22.19	277.00	Vertical	Horizontal	N/A
5009.000	-52.40	8.92	-30.0	22.40	229.00	Vertical	Horizontal	Pass
7966.250	-46.33	15.10	-30.0	16.33	353.00	Vertical	Horizontal	Pass
10057.700	-47.14	13.92	-30.0	17.14	280.00	Vertical	Horizontal	Pass
13353.201	-44.46	16.76	-30.0	14.46	137.00	Vertical	Horizontal	Pass

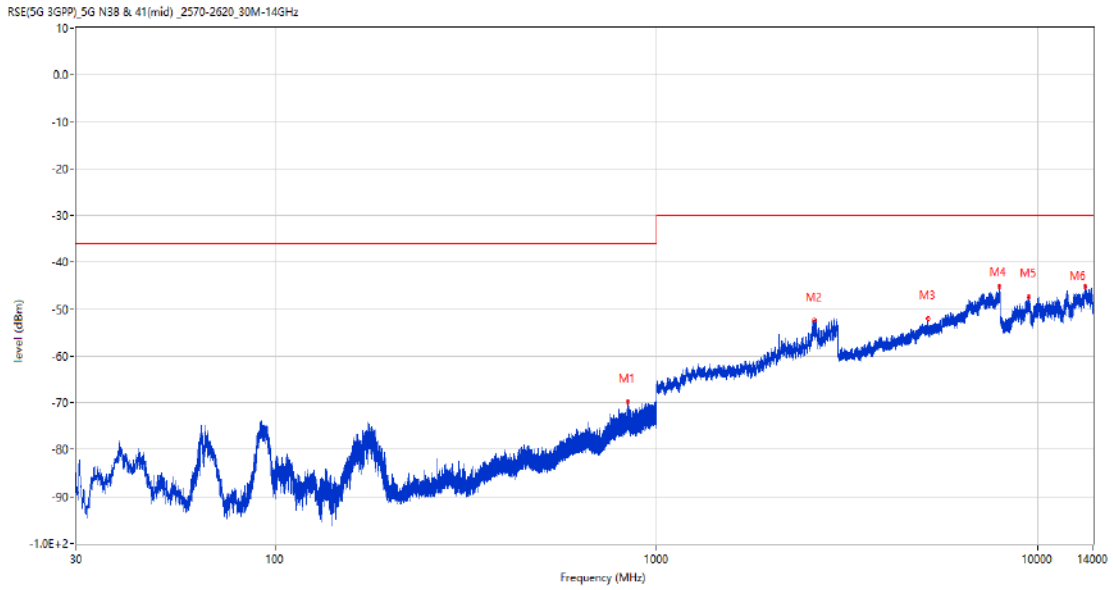
25.6 n38 BW40, QPSK, Middle Channel

RSE-H&H n38 BW40 CH519000



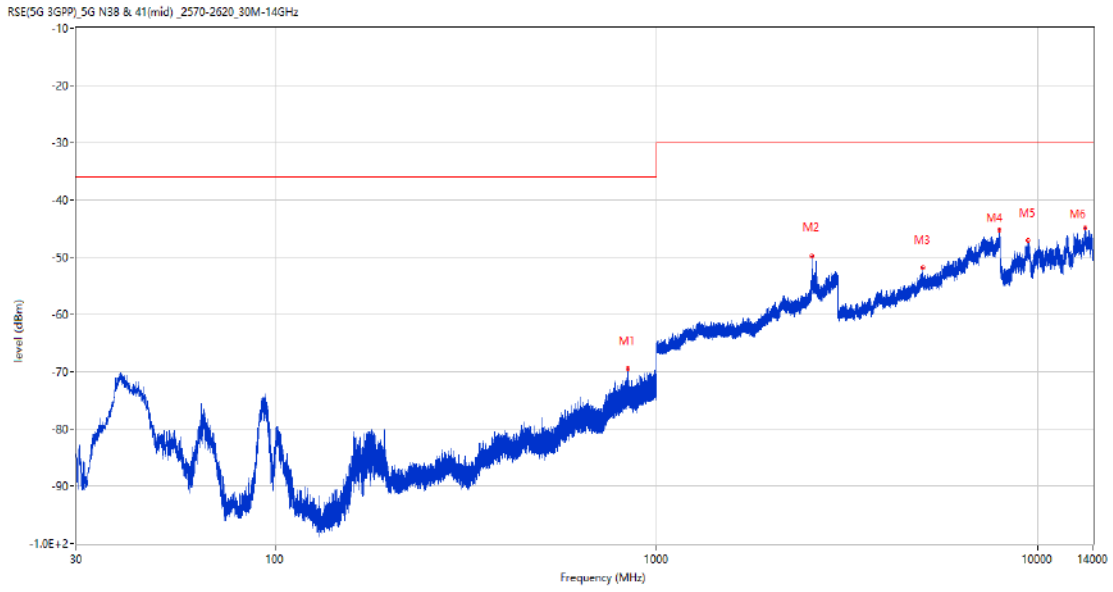
Frequency (MHz)	Result (dBm)	Factor (dB)	PK Limit (dBm)	Over Limit (dB)	Table (o)	ANT	EUT	Verdict
839.998	-67.85	-0.14	-36.0	31.85	121.00	Horizontal	Horizontal	Pass
2560.800	-45.53	7.87	-30.0	15.53	147.00	Horizontal	Horizontal	N/A
2590.500	-49.36	8.12	-30.0	19.36	156.00	Horizontal	Horizontal	N/A
7882.500	-46.10	14.87	-30.0	16.10	239.00	Horizontal	Horizontal	Pass
11940.200	-45.95	13.96	-30.0	15.95	307.00	Horizontal	Horizontal	Pass
13368.800	-45.08	16.74	-30.0	15.08	187.00	Horizontal	Horizontal	Pass

RSE-H&V n38 BW40 CH519000



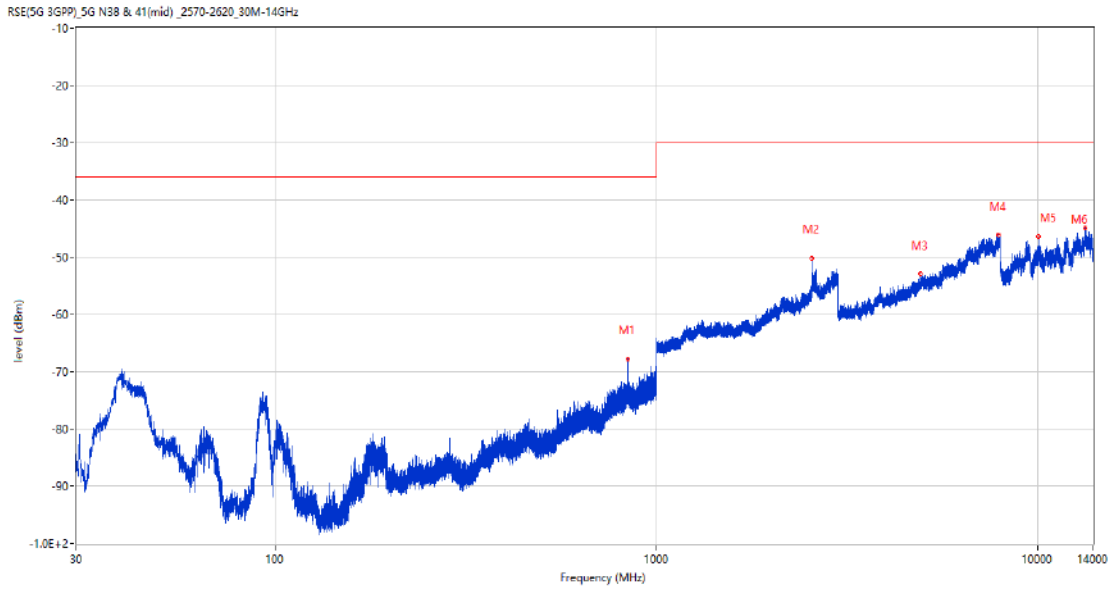
Frequency (MHz)	Result (dBm)	Factor (dB)	PK Limit (dBm)	Over Limit (dB)	Table (o)	ANT	EUT	Verdict
839.998	-69.75	-0.14	-36.0	33.75	202.00	Horizontal	Vertical	Pass
2597.800	-52.37	8.16	-30.0	22.37	234.00	Horizontal	Vertical	N/A
5158.500	-51.93	9.05	-30.0	21.93	100.00	Horizontal	Vertical	Pass
7959.250	-45.13	15.10	-30.0	15.13	255.00	Horizontal	Vertical	Pass
9479.300	-47.44	13.16	-30.0	17.44	41.00	Horizontal	Vertical	Pass
13335.500	-45.11	16.28	-30.0	15.11	0.00	Horizontal	Vertical	Pass

RSE-V&V n38 BW40 CH519000



Frequency (MHz)	Result (dBm)	Factor (dB)	PK Limit (dBm)	Over Limit (dB)	Table (o)	ANT	EUT	Verdict
839.998	-69.51	-0.14	-36.0	33.51	108.00	Vertical	Vertical	Pass
2557.500	-49.84	6.99	-30.0	19.84	90.00	Vertical	Vertical	N/A
5004.750	-51.95	9.02	-30.0	21.95	320.00	Vertical	Vertical	Pass
7947.000	-45.18	15.09	-30.0	15.18	206.00	Vertical	Vertical	Pass
9445.401	-47.11	13.74	-30.0	17.11	363.00	Vertical	Vertical	Pass
13361.901	-44.86	16.75	-30.0	14.86	137.00	Vertical	Vertical	Pass

RSE-V&H n38 BW40 CH519000

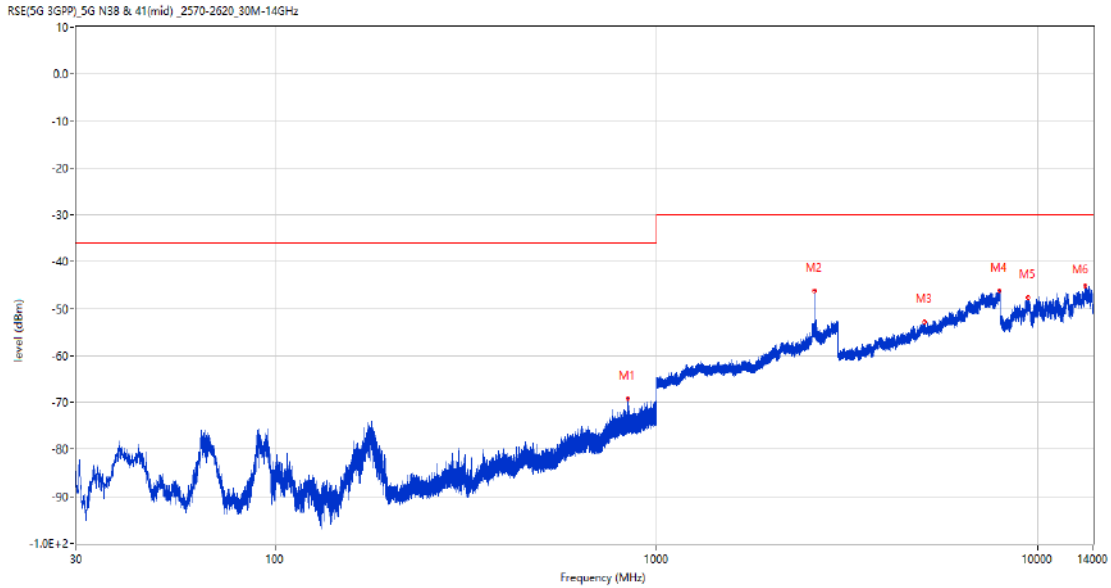


Frequency (MHz)	Result (dBm)	Factor (dB)	PK Limit (dBm)	Over Limit (dB)	Table (o)	ANT	EUT	Verdict
839.998	-67.75	-0.14	-36.0	31.75	196.00	Vertical	Horizontal	Pass
2561.600	-50.13	7.94	-30.0	20.13	39.00	Vertical	Horizontal	N/A
4931.000	-52.92	8.83	-30.0	22.92	275.00	Vertical	Horizontal	Pass
7904.000	-46.12	14.62	-30.0	16.12	15.00	Vertical	Horizontal	Pass
10049.299	-46.41	14.14	-30.0	16.41	328.00	Vertical	Horizontal	Pass
13366.700	-44.83	16.74	-30.0	14.83	113.00	Vertical	Horizontal	Pass

26 n41

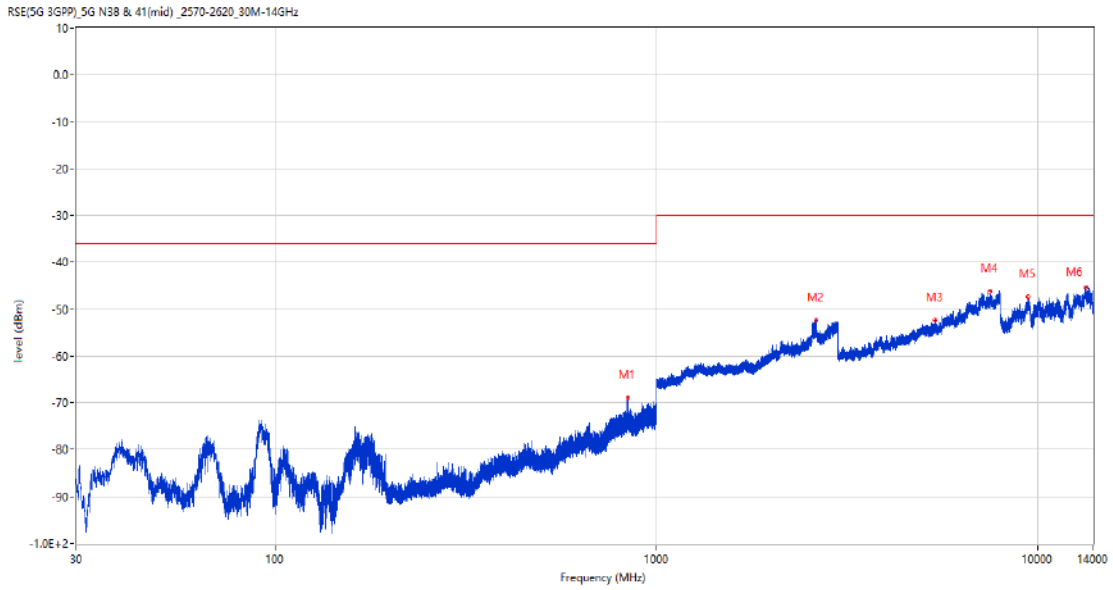
26.1 n41 BW10, PI/2 BPSK, Middle Channel

RSE-H&H n41 BW10 CH518598



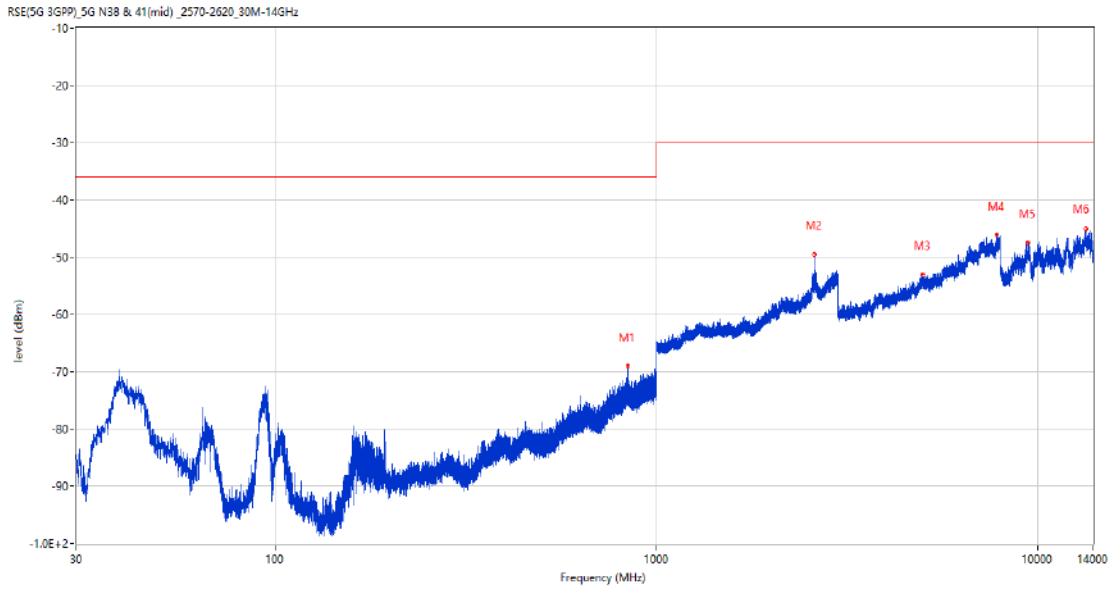
Frequency (MHz)	Result (dBm)	Factor (dB)	PK Limit (dBm)	Over Limit (dB)	Table (o)	ANT	EUT	Verdict
839.998	-69.20	-0.14	-36.0	33.20	284.00	Horizontal	Horizontal	Pass
2591.500	-46.18	8.12	-30.0	16.18	141.00	Horizontal	Horizontal	N/A
5069.500	-52.83	9.43	-30.0	22.83	334.00	Horizontal	Horizontal	Pass
7953.000	-46.23	15.10	-30.0	16.23	243.00	Horizontal	Horizontal	Pass
9458.900	-47.67	13.59	-30.0	17.67	210.00	Horizontal	Horizontal	Pass
13358.300	-45.12	16.76	-30.0	15.12	332.00	Horizontal	Horizontal	Pass

RSE-H&V n41 BW10 CH518598



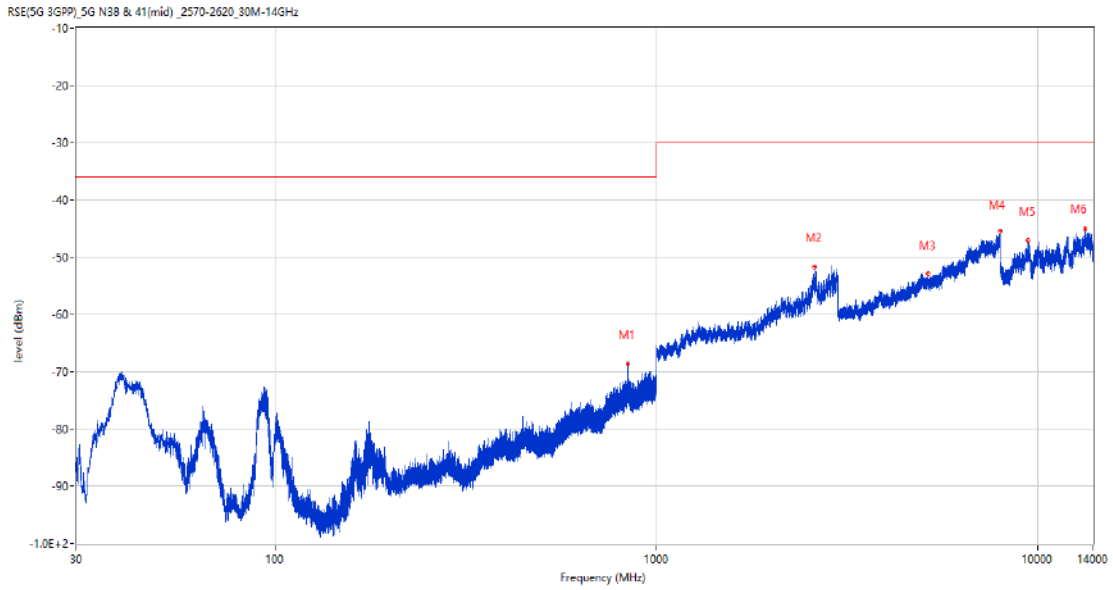
Frequency (MHz)	Result (dBm)	Factor (dB)	PK Limit (dBm)	Over Limit (dB)	Table (o)	ANT	EUT	Verdict
839.950	-69.02	-0.14	-36.0	33.02	121.00	Horizontal	Vertical	Pass
2618.400	-52.45	8.41	-30.0	22.45	207.00	Horizontal	Vertical	Pass
5380.750	-52.44	8.99	-30.0	22.44	351.00	Horizontal	Vertical	Pass
7488.500	-46.14	14.05	-30.0	16.14	74.00	Horizontal	Vertical	Pass
9446.300	-47.48	13.75	-30.0	17.48	318.00	Horizontal	Vertical	Pass
13393.100	-45.36	16.69	-30.0	15.36	175.00	Horizontal	Vertical	Pass

RSE-V&V n41 BW10 CH518598



Frequency (MHz)	Result (dBm)	Factor (dB)	PK Limit (dBm)	Over Limit (dB)	Table (o)	ANT	EUT	Verdict
839.950	-69.01	-0.14	-36.0	33.01	184.00	Vertical	Vertical	Pass
2591.500	-49.44	8.12	-30.0	19.44	105.00	Vertical	Vertical	N/A
4994.500	-53.10	9.05	-30.0	23.10	5.00	Vertical	Vertical	Pass
7817.250	-46.15	15.37	-30.0	16.15	155.00	Vertical	Vertical	Pass
9448.100	-47.40	13.76	-30.0	17.40	172.00	Vertical	Vertical	Pass
13391.600	-45.08	16.70	-30.0	15.08	75.00	Vertical	Vertical	Pass

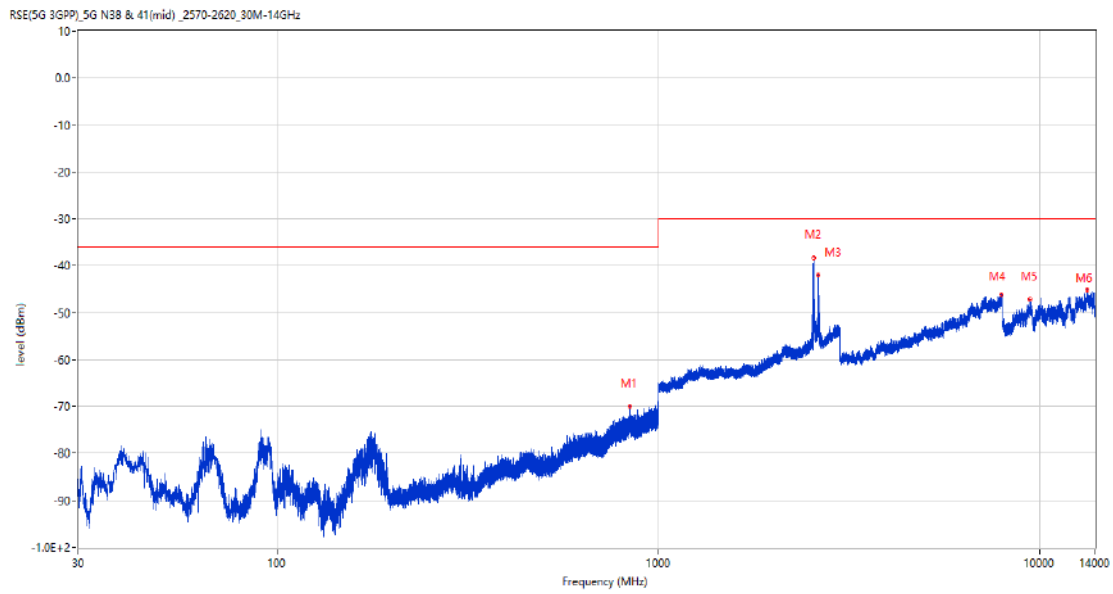
RSE-V&H n41 BW10 CH518598



Frequency (MHz)	Result (dBm)	Factor (dB)	PK Limit (dBm)	Over Limit (dB)	Table (o)	ANT	EUT	Verdict
839.950	-68.64	-0.14	-36.0	32.64	105.00	Vertical	Horizontal	Pass
2591.100	-51.65	8.12	-30.0	21.65	32.00	Vertical	Horizontal	N/A
5155.250	-52.91	9.16	-30.0	22.91	360.00	Vertical	Horizontal	Pass
7963.750	-45.45	15.12	-30.0	15.45	103.00	Vertical	Horizontal	Pass
9445.100	-47.09	13.74	-30.0	17.09	319.00	Vertical	Horizontal	Pass
13352.600	-45.04	16.77	-30.0	15.04	319.00	Vertical	Horizontal	Pass

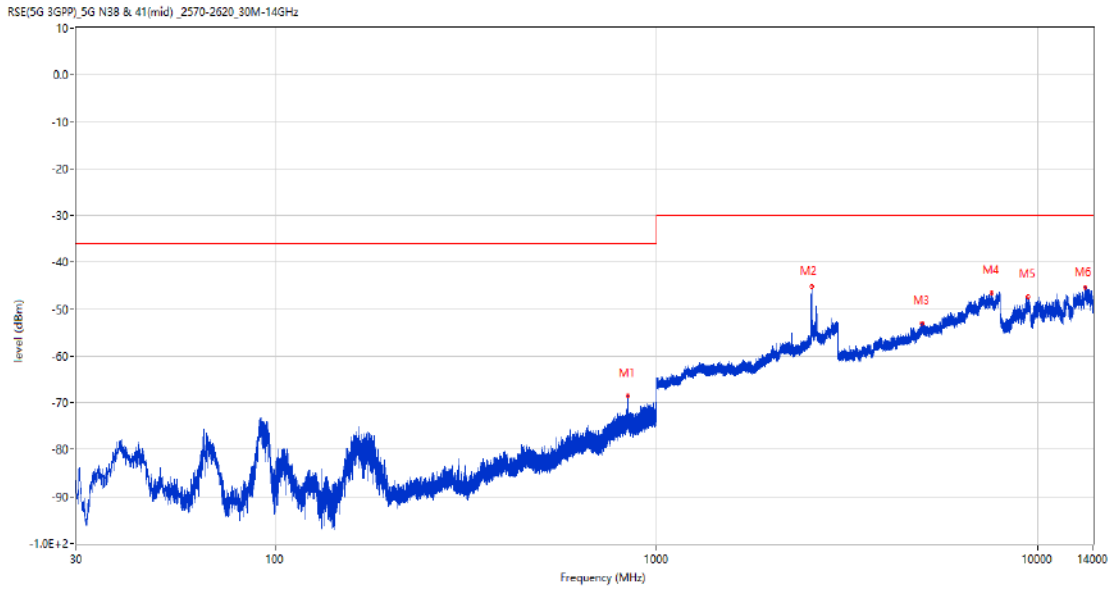
26.2 n41 BW60, PI/2 BPSK, Middle Channel

RSE-H&H n41 BW60 CH518598



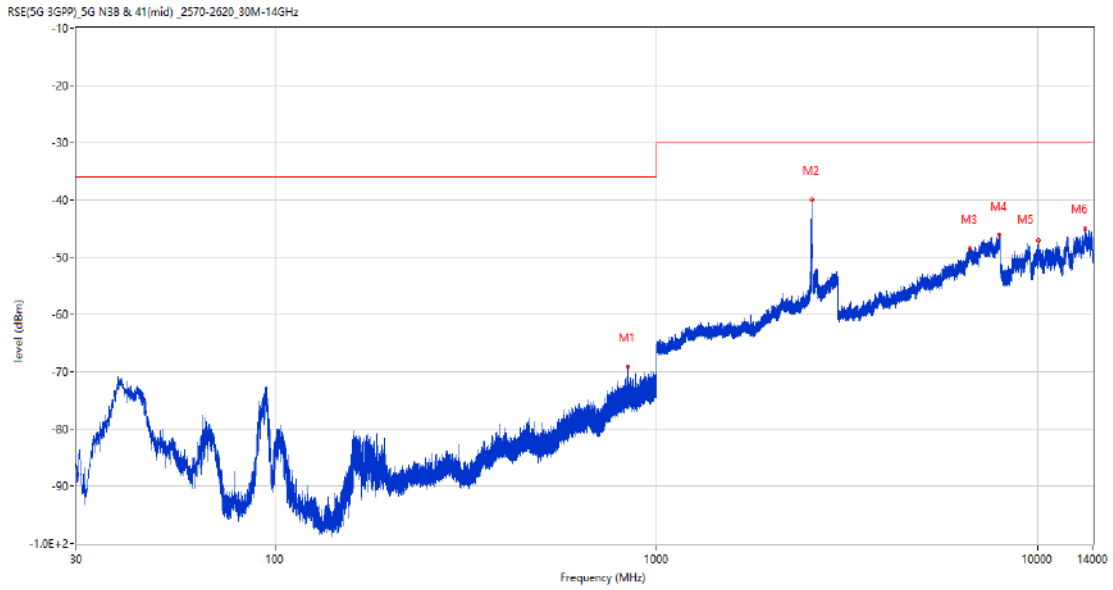
Frequency (MHz)	Result (dBm)	Factor (dB)	PK Limit (dBm)	Over Limit (dB)	Table (o)	ANT	EUT	Verdict
839.950	-69.93	-0.14	-36.0	33.93	339.00	Horizontal	Horizontal	Pass
2549.900	-38.34	6.03	-30.0	8.34	161.00	Horizontal	Horizontal	N/A
2625.700	-41.92	8.50	-30.0	11.92	121.00	Horizontal	Horizontal	N/A
7943.500	-46.08	15.00	-30.0	16.08	28.00	Horizontal	Horizontal	Pass
9448.401	-47.18	13.77	-30.0	17.18	234.00	Horizontal	Horizontal	Pass
13348.100	-45.14	16.71	-30.0	15.14	90.00	Horizontal	Horizontal	Pass

RSE-H&V n41 BW60 CH518598



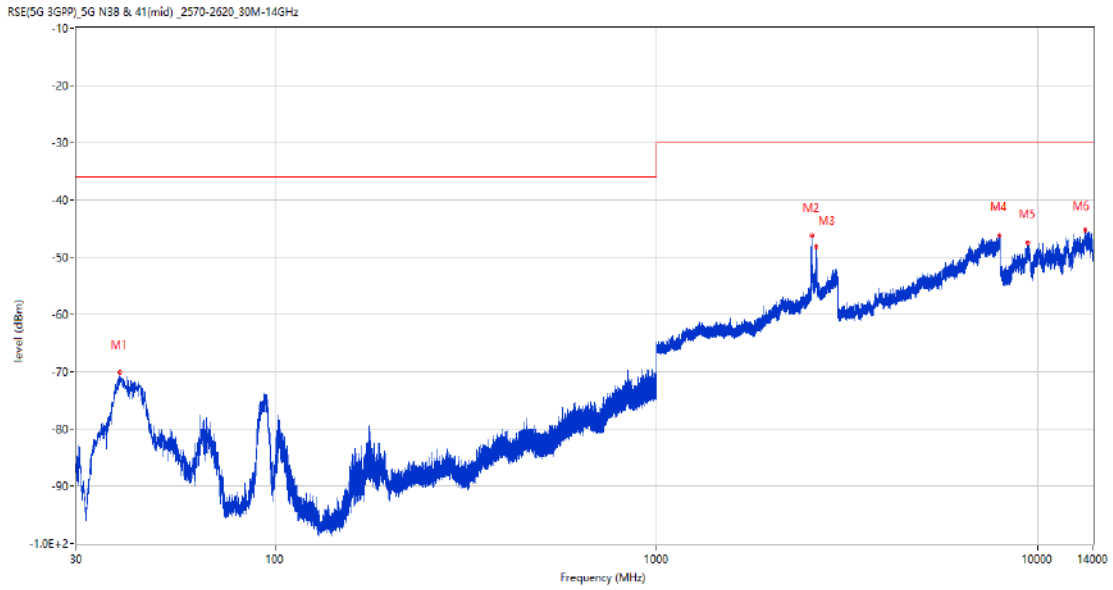
Frequency (MHz)	Result (dBm)	Factor (dB)	PK Limit (dBm)	Over Limit (dB)	Table (o)	ANT	EUT	Verdict
839.950	-68.46	-0.14	-36.0	32.46	312.00	Horizontal	Vertical	Pass
2553.200	-45.12	6.52	-30.0	15.12	88.00	Horizontal	Vertical	N/A
4969.000	-52.91	9.14	-30.0	22.91	249.00	Horizontal	Vertical	Pass
7576.750	-46.59	14.30	-30.0	16.59	127.00	Horizontal	Vertical	Pass
9447.800	-47.41	13.76	-30.0	17.41	139.00	Horizontal	Vertical	Pass
13376.600	-45.21	16.72	-30.0	15.21	91.00	Horizontal	Vertical	Pass

RSE-V&V n41 BW60 CH518598



Frequency (MHz)	Result (dBm)	Factor (dB)	PK Limit (dBm)	Over Limit (dB)	Table (o)	ANT	EUT	Verdict
839.950	-69.14	-0.14	-36.0	33.14	324.00	Vertical	Vertical	Pass
2549.900	-39.94	6.03	-30.0	9.94	110.00	Vertical	Vertical	N/A
6659.750	-48.49	12.67	-30.0	18.49	1.00	Vertical	Vertical	Pass
7950.500	-46.16	15.09	-30.0	16.16	1.00	Vertical	Vertical	Pass
10056.500	-47.16	13.96	-30.0	17.16	340.00	Vertical	Vertical	Pass
13343.600	-45.09	16.55	-30.0	15.09	237.00	Vertical	Vertical	Pass

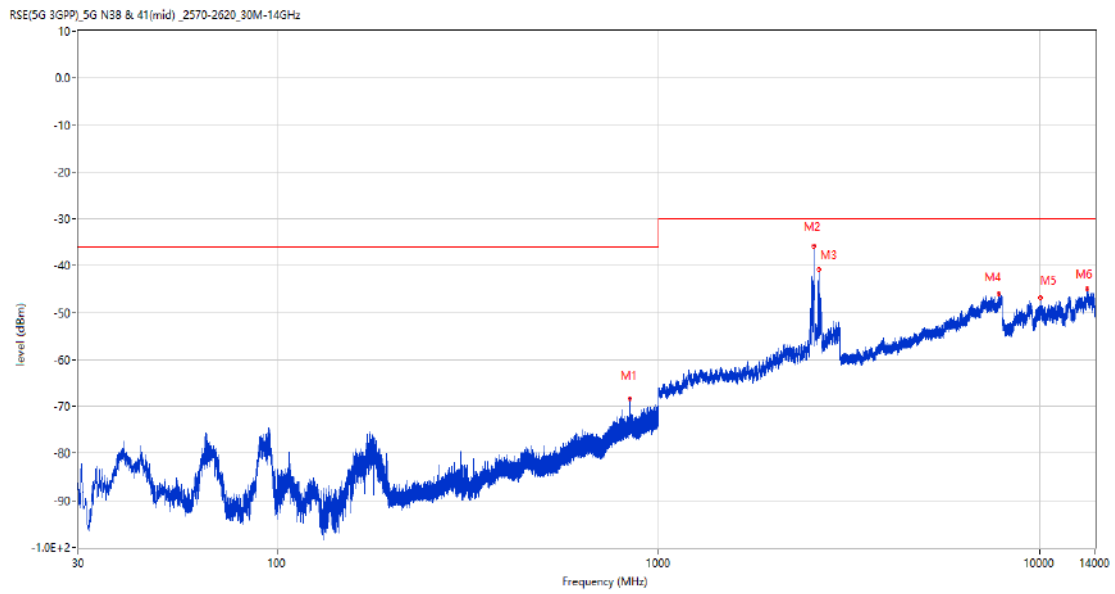
RSE-V&H n41 BW60 CH518598



Frequency (MHz)	Result (dBm)	Factor (dB)	PK Limit (dBm)	Over Limit (dB)	Table (o)	ANT	EUT	Verdict
38.972	-70.18	-19.81	-36.0	34.18	270.00	Vertical	Horizontal	Pass
2552.000	-46.28	6.27	-30.0	16.28	131.00	Vertical	Horizontal	N/A
2630.000	-48.15	6.65	-30.0	18.15	110.00	Vertical	Horizontal	N/A
7960.750	-46.27	15.00	-30.0	16.27	279.00	Vertical	Horizontal	Pass
9439.400	-47.40	13.69	-30.0	17.40	360.00	Vertical	Horizontal	Pass
13341.200	-45.27	16.47	-30.0	15.27	158.00	Vertical	Horizontal	Pass

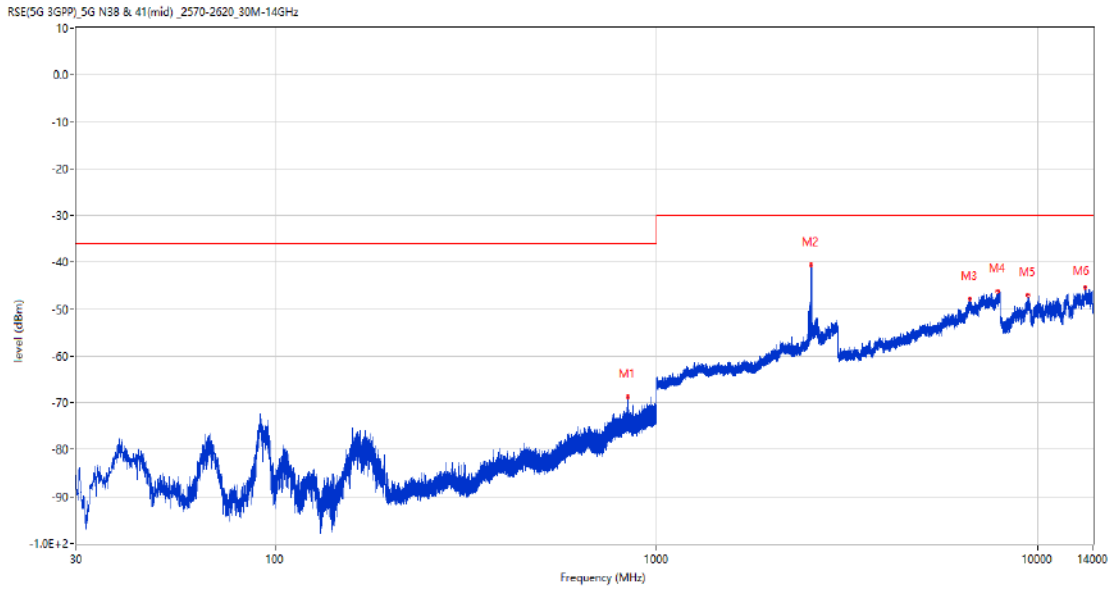
26.3 n41 BW100, PI/2 BPSK, Middle Channel

RSE-H&H n41 BW100 CH518598



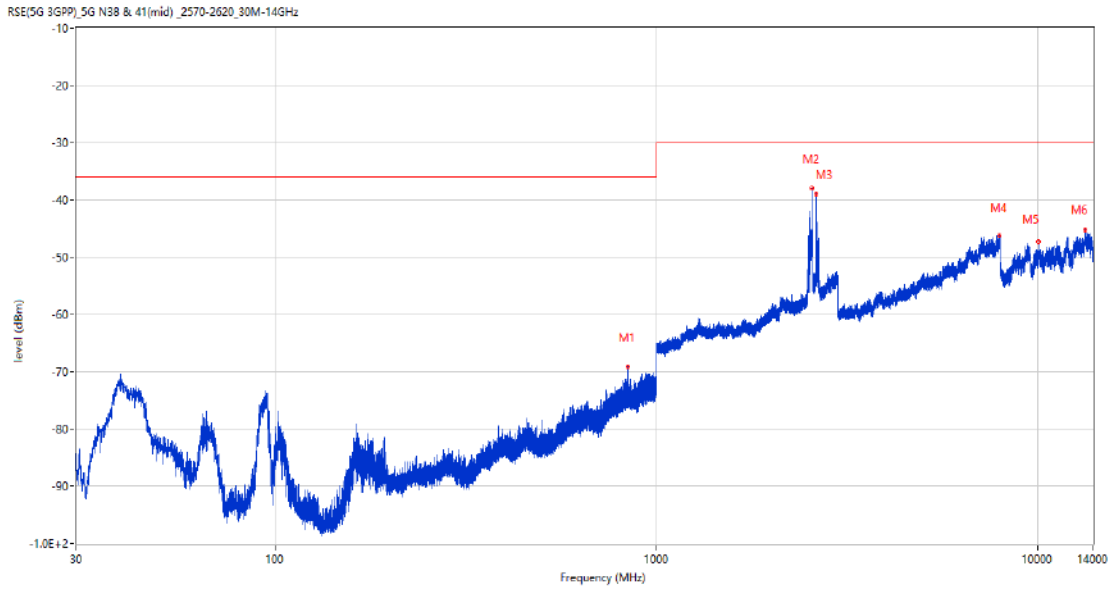
Frequency (MHz)	Result (dBm)	Factor (dB)	PK Limit (dBm)	Over Limit (dB)	Table (o)	ANT	EUT	Verdict
839.950	-68.29	-0.14	-36.0	32.29	3.00	Horizontal	Horizontal	Pass
2555.500	-35.79	6.50	-30.0	5.79	150.00	Horizontal	Horizontal	N/A
2633.000	-40.84	6.54	-30.0	10.84	120.00	Horizontal	Horizontal	N/A
7815.250	-45.94	15.35	-30.0	15.94	85.00	Horizontal	Horizontal	Pass
10054.400	-46.71	14.03	-30.0	16.71	136.00	Horizontal	Horizontal	Pass
13381.100	-44.98	16.71	-30.0	14.98	360.00	Horizontal	Horizontal	Pass

RSE-H&V n41 BW100 CH518598



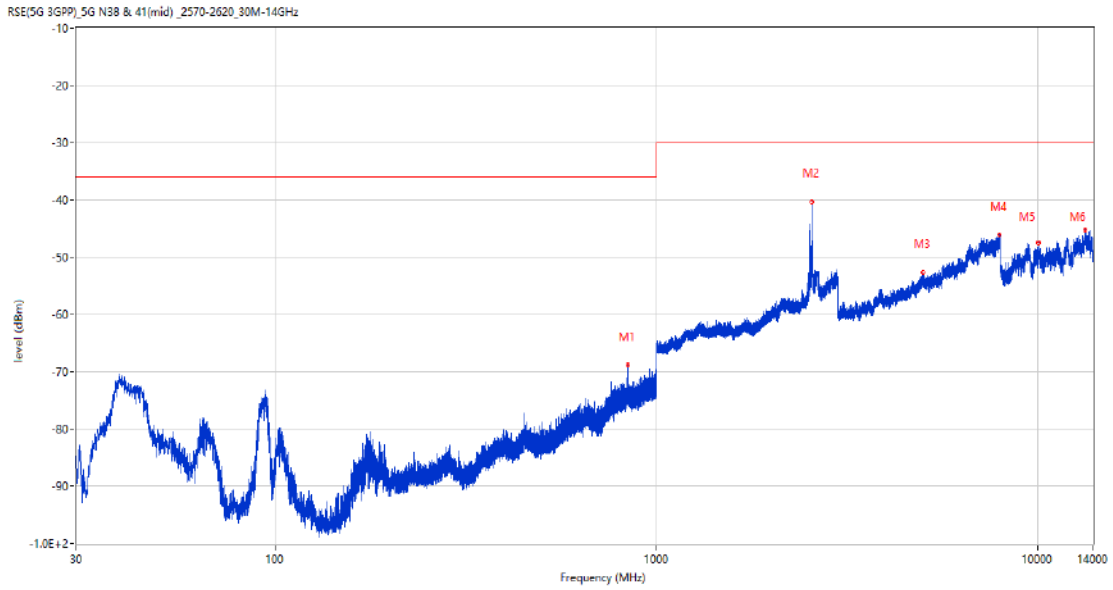
Frequency (MHz)	Result (dBm)	Factor (dB)	PK Limit (dBm)	Over Limit (dB)	Table (o)	ANT	EUT	Verdict
839.998	-68.74	-0.14	-36.0	32.74	187.00	Horizontal	Vertical	Pass
2544.300	-40.60	5.69	-30.0	10.60	117.00	Horizontal	Vertical	N/A
6642.000	-47.83	13.02	-30.0	17.83	360.00	Horizontal	Vertical	Pass
7873.500	-46.19	14.60	-30.0	16.19	306.00	Horizontal	Vertical	Pass
9447.500	-46.96	13.76	-30.0	16.96	340.00	Horizontal	Vertical	Pass
13346.900	-45.40	16.67	-30.0	15.40	158.00	Horizontal	Vertical	Pass

RSE-V&V n41 BW100 CH518598



Frequency (MHz)	Result (dBm)	Factor (dB)	PK Limit (dBm)	Over Limit (dB)	Table (o)	ANT	EUT	Verdict
839.950	-69.08	-0.14	-36.0	33.08	291.00	Vertical	Vertical	Pass
2555.800	-37.92	6.52	-30.0	7.92	76.00	Vertical	Vertical	N/A
2628.000	-39.06	7.01	-30.0	9.06	5.00	Vertical	Vertical	N/A
7963.500	-46.31	15.10	-30.0	16.31	272.00	Vertical	Vertical	Pass
10058.900	-47.22	13.88	-30.0	17.22	109.00	Vertical	Vertical	Pass
13341.500	-45.22	16.48	-30.0	15.22	360.00	Vertical	Vertical	Pass

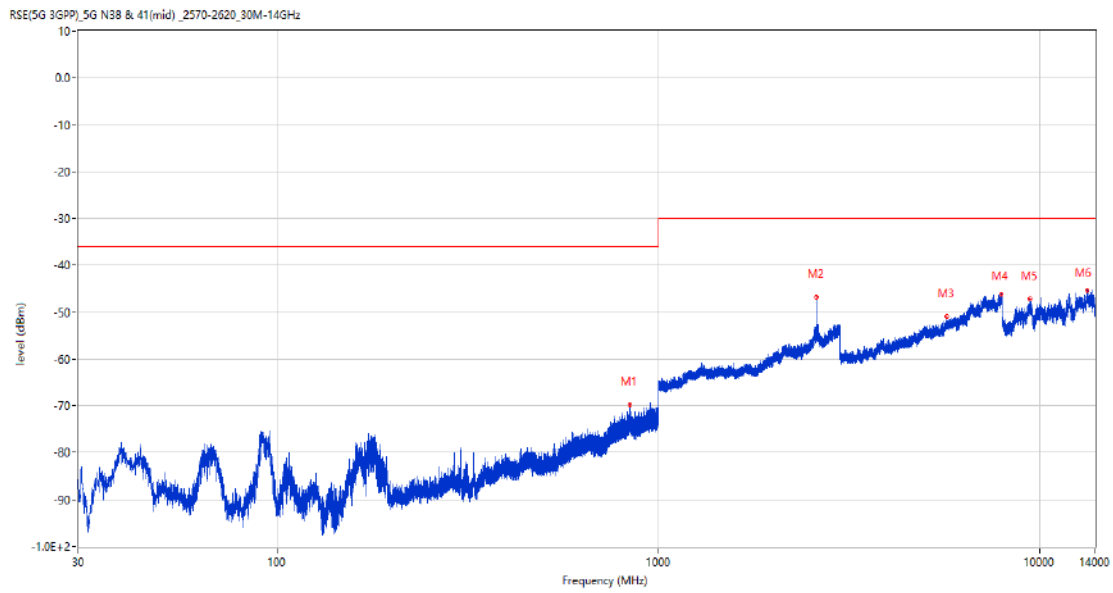
RSE-V&H n41 BW100 CH518598



Frequency (MHz)	Result (dBm)	Factor (dB)	PK Limit (dBm)	Over Limit (dB)	Table (o)	ANT	EUT	Verdict
839.950	-68.89	-0.14	-36.0	32.89	12.00	Vertical	Horizontal	Pass
2556.200	-40.34	6.54	-30.0	10.34	120.00	Vertical	Horizontal	N/A
5005.000	-52.65	9.01	-30.0	22.65	0.00	Vertical	Horizontal	N/A
7953.000	-46.17	15.10	-30.0	16.17	221.00	Vertical	Horizontal	Pass
10058.299	-47.52	13.90	-30.0	17.52	17.00	Vertical	Horizontal	Pass
13353.800	-45.23	16.76	-30.0	15.23	360.00	Vertical	Horizontal	Pass

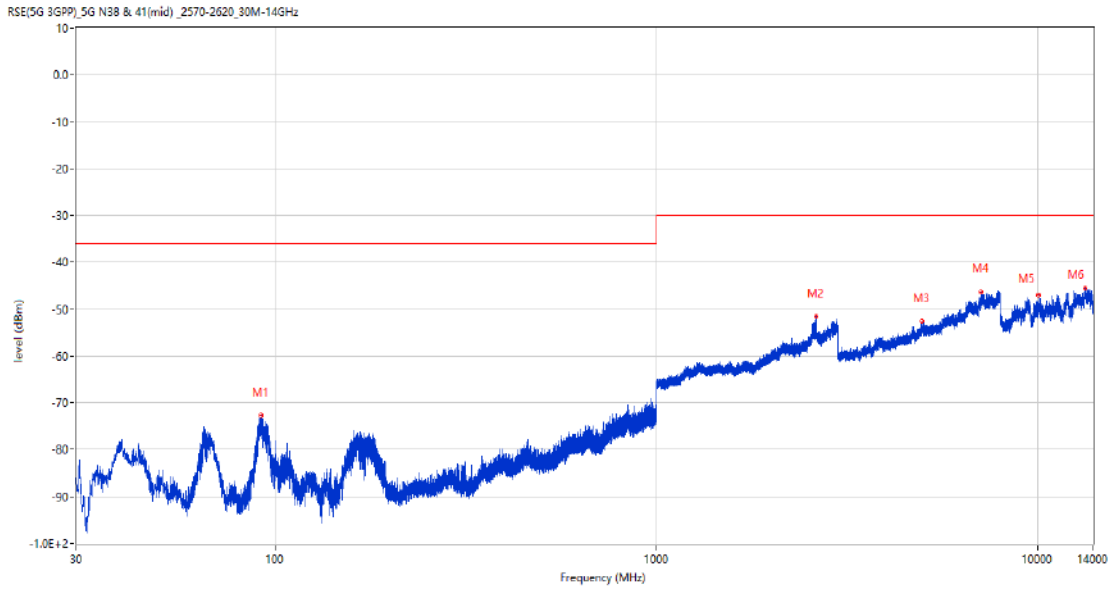
26.4 n41 BW10, QPSK, Middle Channel

RSE-H&H n41 BW10 CH518598



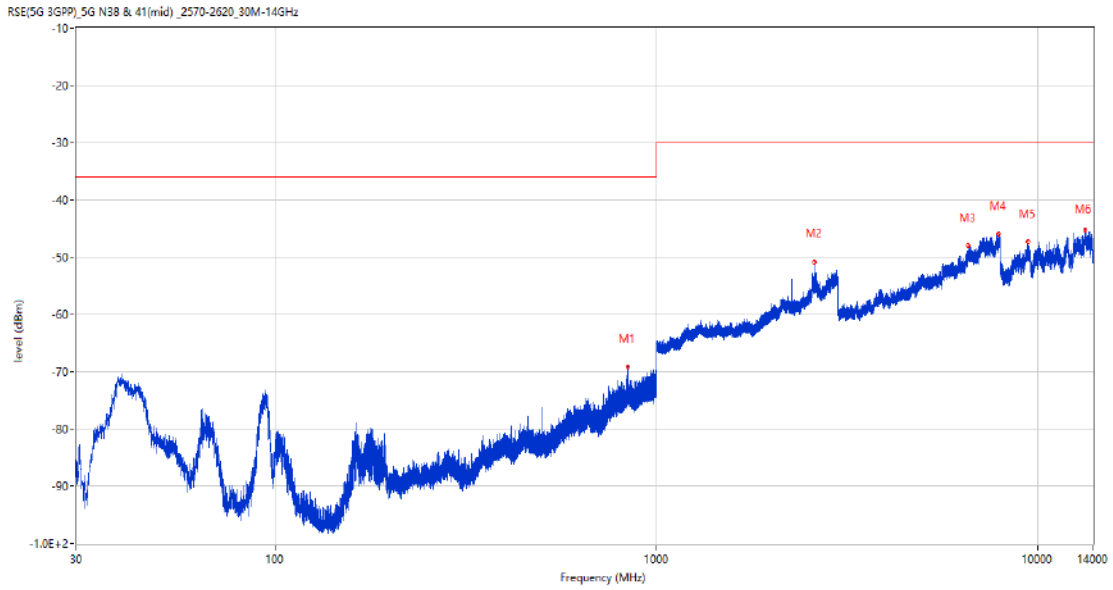
Frequency (MHz)	Result (dBm)	Factor (dB)	PK Limit (dBm)	Over Limit (dB)	Table (o)	ANT	EUT	Verdict
839.950	-69.74	-0.14	-36.0	33.74	267.00	Horizontal	Horizontal	Pass
2591.000	-46.81	8.12	-30.0	16.81	131.00	Horizontal	Horizontal	N/A
5713.750	-50.90	9.91	-30.0	20.90	19.00	Horizontal	Horizontal	Pass
7947.000	-46.10	15.09	-30.0	16.10	357.00	Horizontal	Horizontal	Pass
9446.600	-47.22	13.75	-30.0	17.22	188.00	Horizontal	Horizontal	Pass
13343.901	-45.36	16.56	-30.0	15.36	36.00	Horizontal	Horizontal	Pass

RSE-H&V n41 BW10 CH518598



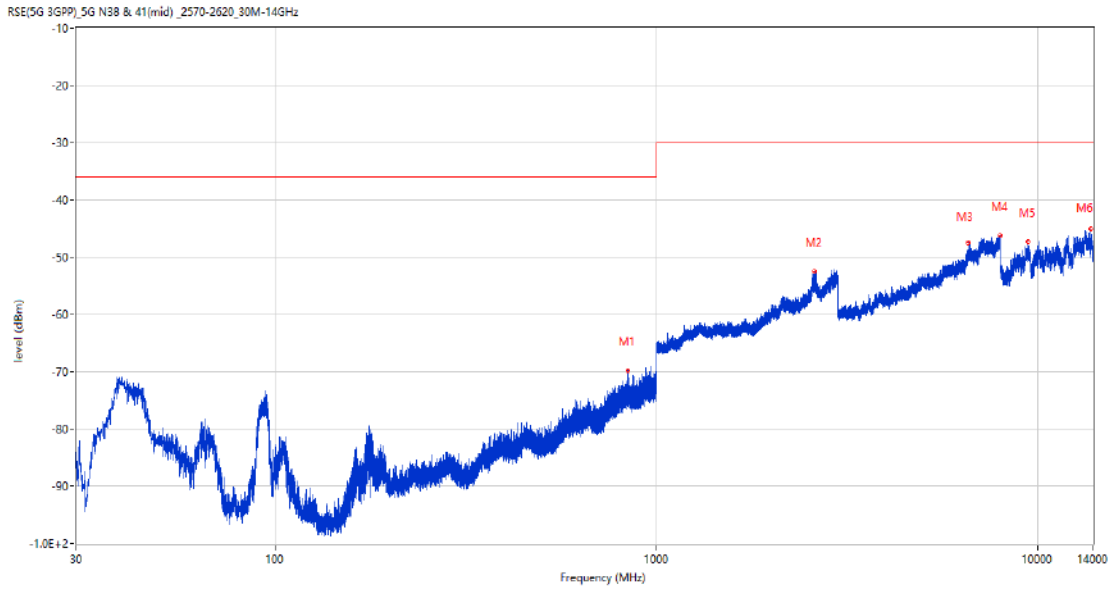
Frequency (MHz)	Result (dBm)	Factor (dB)	PK Limit (dBm)	Over Limit (dB)	Table (o)	ANT	EUT	Verdict
91.692	-72.62	-19.35	-36.0	36.62	243.00	Horizontal	Vertical	Pass
2619.400	-51.54	8.42	-30.0	21.54	35.00	Horizontal	Vertical	Pass
4982.000	-52.59	9.33	-30.0	22.59	264.00	Horizontal	Vertical	Pass
7125.250	-46.39	13.82	-30.0	16.39	37.00	Horizontal	Vertical	Pass
10056.500	-46.89	13.96	-30.0	16.89	42.00	Horizontal	Vertical	Pass
13367.900	-45.43	16.74	-30.0	15.43	236.00	Horizontal	Vertical	Pass

RSE-V&V n41 BW10 CH518598



Frequency (MHz)	Result (dBm)	Factor (dB)	PK Limit (dBm)	Over Limit (dB)	Table (o)	ANT	EUT	Verdict
839.950	-69.21	-0.14	-36.0	33.21	16.00	Vertical	Vertical	Pass
2590.900	-50.85	8.12	-30.0	20.85	42.00	Vertical	Vertical	N/A
6573.000	-48.05	13.04	-30.0	18.05	0.00	Vertical	Vertical	Pass
7898.000	-45.92	14.56	-30.0	15.92	287.00	Vertical	Vertical	Pass
9434.000	-47.31	13.65	-30.0	17.31	334.00	Vertical	Vertical	Pass
13340.900	-45.24	16.46	-30.0	15.24	286.00	Vertical	Vertical	Pass

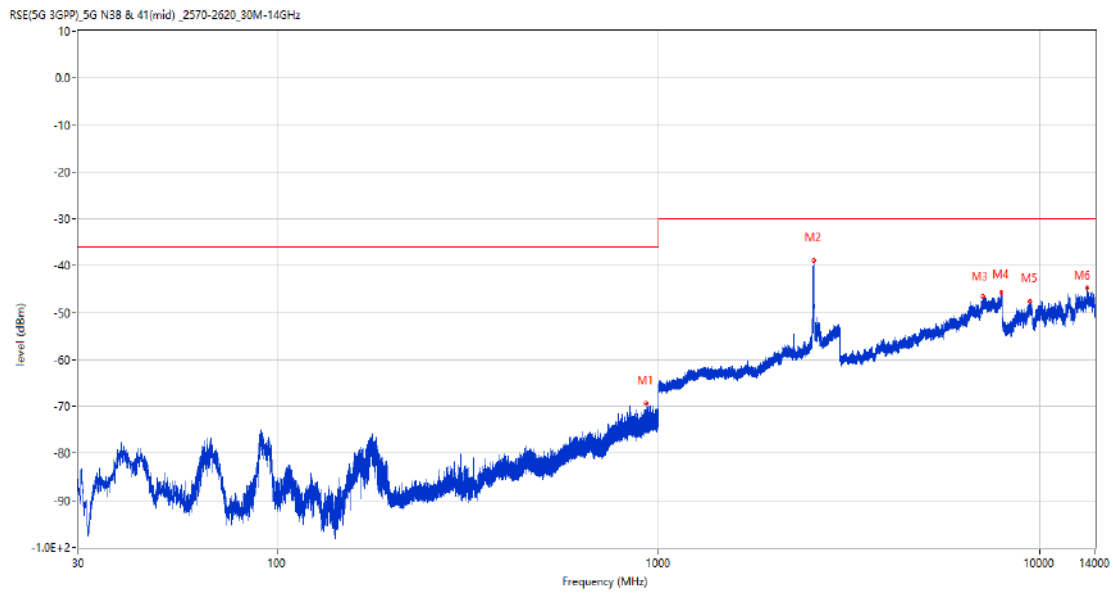
RSE-V&H n41 BW10 CH518598



Frequency (MHz)	Result (dBm)	Factor (dB)	PK Limit (dBm)	Over Limit (dB)	Table (o)	ANT	EUT	Verdict
839.998	-69.77	-0.14	-36.0	33.77	79.00	Vertical	Horizontal	Pass
2591.400	-52.51	8.12	-30.0	22.51	121.00	Vertical	Horizontal	N/A
6581.250	-47.53	13.02	-30.0	17.53	360.00	Vertical	Horizontal	Pass
7970.500	-46.22	15.32	-30.0	16.22	0.00	Vertical	Horizontal	Pass
9464.901	-47.27	13.46	-30.0	17.27	141.00	Vertical	Horizontal	Pass
13798.700	-45.13	16.96	-30.0	15.13	141.00	Vertical	Horizontal	Pass

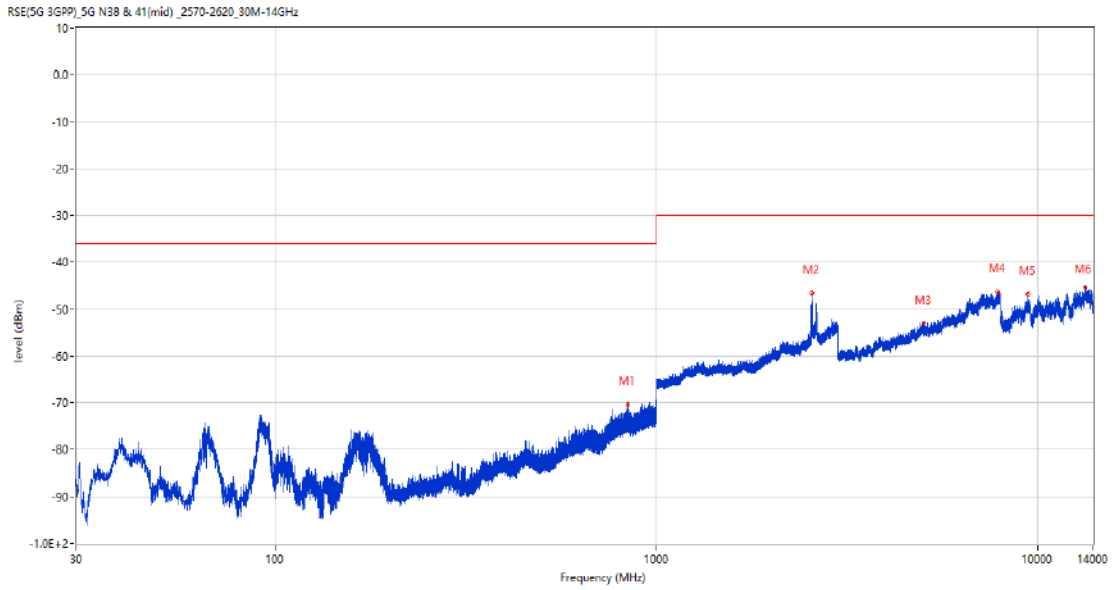
26.5 n41 BW60, QPSK, Middle Channel

RSE-H&H n41 BW60 CH518598



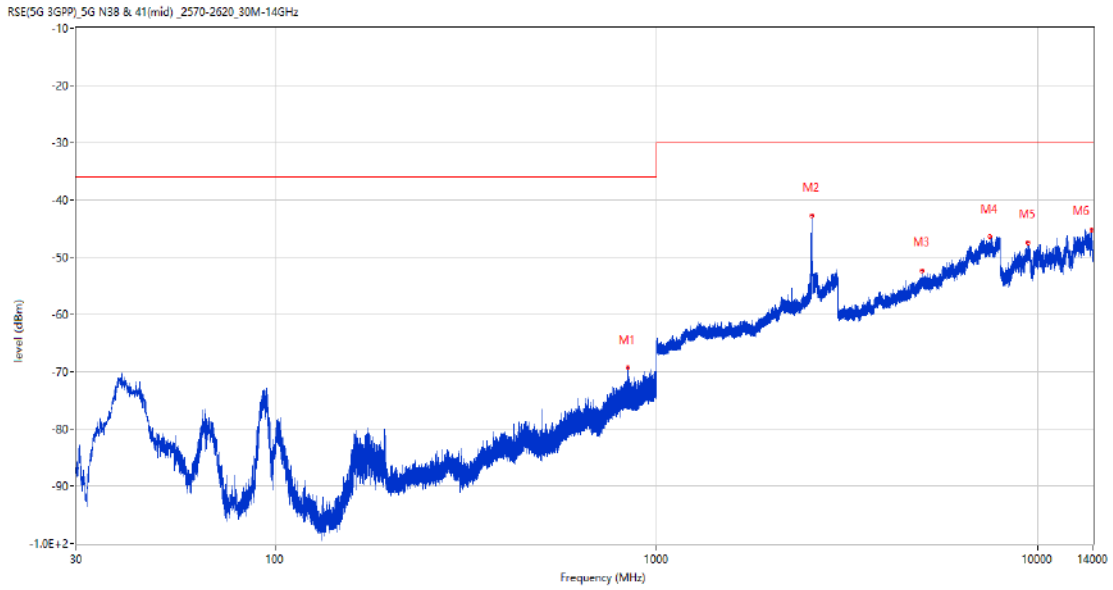
Frequency (MHz)	Result (dBm)	Factor (dB)	PK Limit (dBm)	Over Limit (dB)	Table (o)	ANT	EUT	Verdict
926.425	-69.35	0.45	-36.0	33.35	79.00	Horizontal	Horizontal	Pass
2550.000	-38.91	6.05	-30.0	8.91	142.00	Horizontal	Horizontal	N/A
7126.250	-46.62	13.80	-30.0	16.62	360.00	Horizontal	Horizontal	Pass
7937.750	-45.72	14.80	-30.0	15.72	357.00	Horizontal	Horizontal	Pass
9447.800	-47.64	13.76	-30.0	17.64	44.00	Horizontal	Horizontal	Pass
13362.800	-44.67	16.75	-30.0	14.67	44.00	Horizontal	Horizontal	Pass

RSE-H&V n41 BW60 CH518598



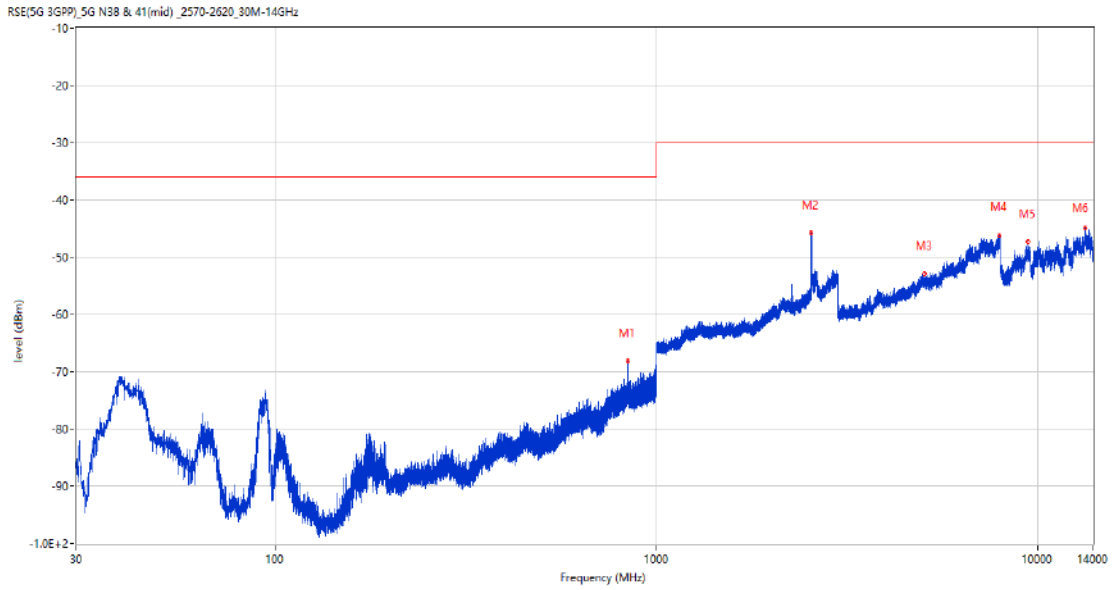
Frequency (MHz)	Result (dBm)	Factor (dB)	PK Limit (dBm)	Over Limit (dB)	Table (o)	ANT	EUT	Verdict
839.998	-70.29	-0.14	-36.0	34.29	23.00	Horizontal	Vertical	Pass
2556.700	-46.52	6.55	-30.0	16.52	103.00	Horizontal	Vertical	N/A
5027.250	-53.07	9.00	-30.0	23.07	54.00	Horizontal	Vertical	Pass
7866.000	-46.32	14.31	-30.0	16.32	120.00	Horizontal	Vertical	Pass
9446.000	-46.83	13.75	-30.0	16.83	206.00	Horizontal	Vertical	Pass
13387.400	-45.30	16.70	-30.0	15.30	111.00	Horizontal	Vertical	Pass

RSE-V&V n41 BW60 CH518598



Frequency (MHz)	Result (dBm)	Factor (dB)	PK Limit (dBm)	Over Limit (dB)	Table (o)	ANT	EUT	Verdict
839.998	-69.33	-0.14	-36.0	33.33	286.00	Vertical	Vertical	Pass
2557.600	-42.73	7.06	-30.0	12.73	124.00	Vertical	Vertical	N/A
4968.250	-52.30	9.10	-30.0	22.30	144.00	Vertical	Vertical	Pass
7497.000	-46.50	13.88	-30.0	16.50	133.00	Vertical	Vertical	Pass
9440.900	-47.39	13.71	-30.0	17.39	40.00	Vertical	Vertical	Pass
13824.201	-45.28	16.74	-30.0	15.28	324.00	Vertical	Vertical	Pass

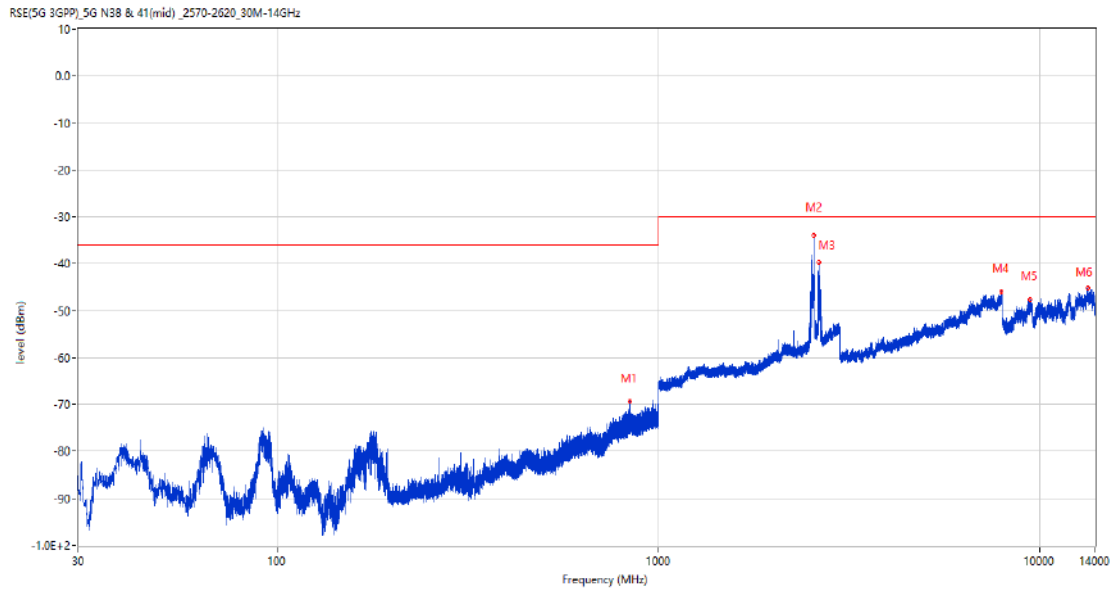
RSE-V&H n41 BW60 CH518598



Frequency (MHz)	Result (dBm)	Factor (dB)	PK Limit (dBm)	Over Limit (dB)	Table (o)	ANT	EUT	Verdict
839.950	-68.16	-0.14	-36.0	32.16	109.00	Vertical	Horizontal	Pass
2549.500	-45.79	5.93	-30.0	15.79	23.00	Vertical	Horizontal	N/A
5059.500	-52.93	9.36	-30.0	22.93	230.00	Vertical	Horizontal	Pass
7935.500	-46.19	14.83	-30.0	16.19	345.00	Vertical	Horizontal	Pass
9449.600	-47.35	13.78	-30.0	17.35	360.00	Vertical	Horizontal	Pass
13367.300	-44.84	16.74	-30.0	14.84	311.00	Vertical	Horizontal	Pass

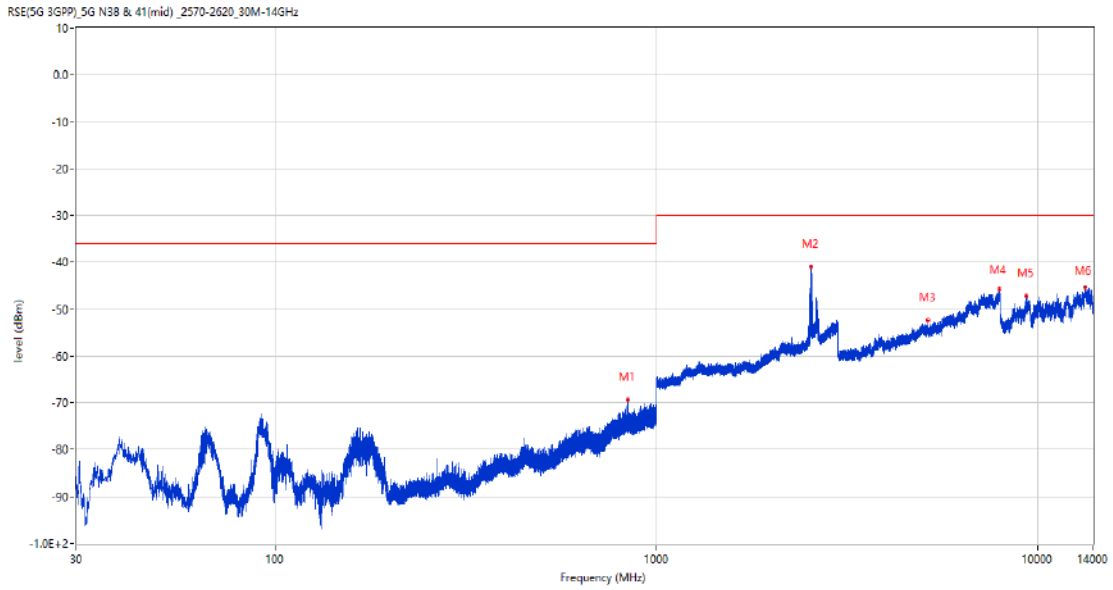
26.6 n41 BW100, QPSK, Middle Channel

RSE-H&H n41 BW100 CH518598



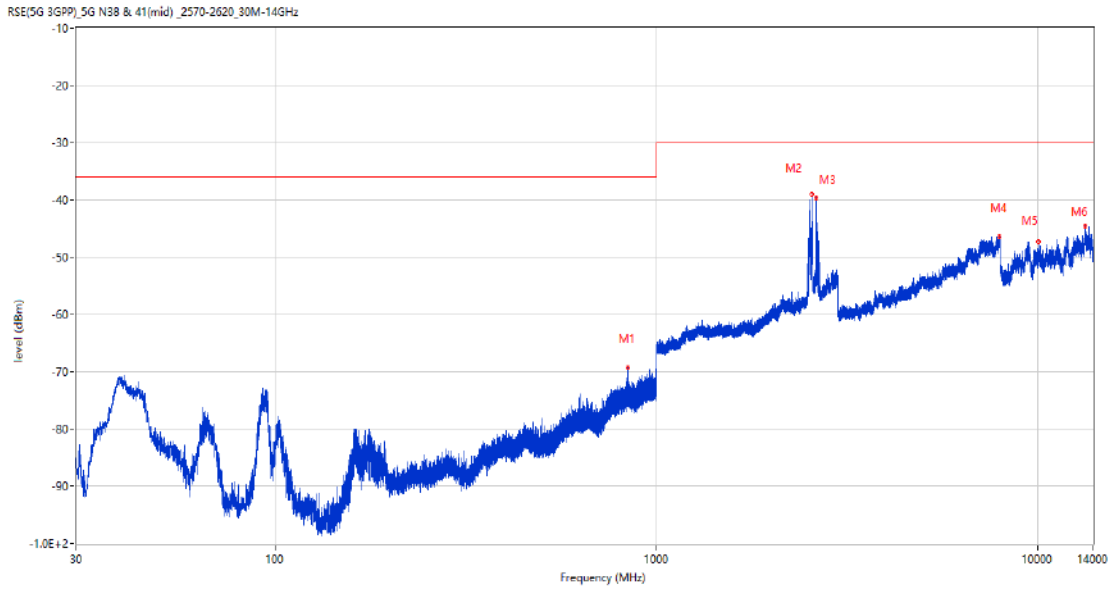
Frequency (MHz)	Result (dBm)	Factor (dB)	PK Limit (dBm)	Over Limit (dB)	Table (o)	ANT	EUT	Verdict
839.950	-69.41	-0.14	-36.0	33.41	242.00	Horizontal	Horizontal	Pass
2555.900	-33.93	6.53	-30.0	3.93	133.00	Horizontal	Horizontal	N/A
2632.900	-39.81	6.53	-30.0	9.81	162.00	Horizontal	Horizontal	N/A
7947.000	-46.01	15.09	-30.0	16.01	300.00	Horizontal	Horizontal	Pass
9459.200	-47.56	13.58	-30.0	17.56	19.00	Horizontal	Horizontal	Pass
13389.200	-45.14	16.70	-30.0	15.14	19.00	Horizontal	Horizontal	Pass

RSE-H&V n41 BW100 CH518598



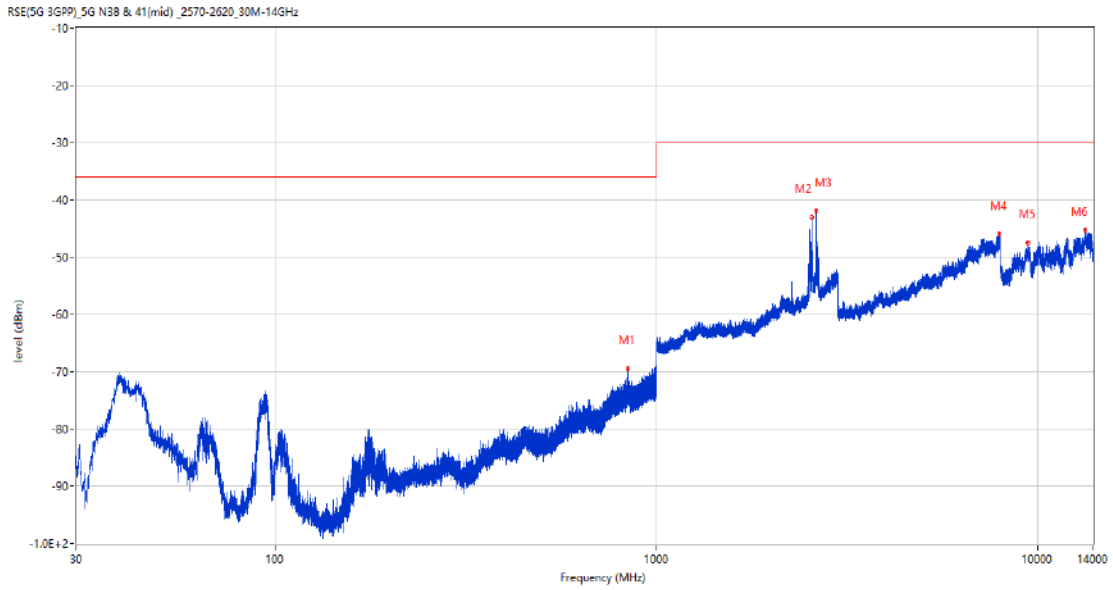
Frequency (MHz)	Result (dBm)	Factor (dB)	PK Limit (dBm)	Over Limit (dB)	Table (o)	ANT	EUT	Verdict
839.998	-69.29	-0.14	-36.0	33.29	209.00	Horizontal	Vertical	Pass
2546.700	-41.02	5.78	-30.0	11.02	190.00	Horizontal	Vertical	N/A
5153.250	-52.41	9.15	-30.0	22.41	48.00	Horizontal	Vertical	Pass
7962.250	-45.71	14.97	-30.0	15.71	171.00	Horizontal	Vertical	Pass
9362.000	-47.15	13.78	-30.0	17.15	87.00	Horizontal	Vertical	Pass
13351.700	-45.24	16.77	-30.0	15.24	273.00	Horizontal	Vertical	Pass

RSE-V&V n41 BW100 CH518598



Frequency (MHz)	Result (dBm)	Factor (dB)	PK Limit (dBm)	Over Limit (dB)	Table (o)	ANT	EUT	Verdict
839.950	-69.28	-0.14	-36.0	33.28	302.00	Vertical	Vertical	Pass
2555.300	-39.04	6.48	-30.0	9.04	360.00	Vertical	Vertical	N/A
2627.600	-39.67	7.07	-30.0	9.67	99.00	Vertical	Vertical	N/A
7952.250	-46.37	15.12	-30.0	16.37	51.00	Vertical	Vertical	Pass
10055.000	-47.35	14.01	-30.0	17.35	29.00	Vertical	Vertical	Pass
13366.700	-44.65	16.74	-30.0	14.65	342.00	Vertical	Vertical	Pass

RSE-V&H n41 BW100 CH518598

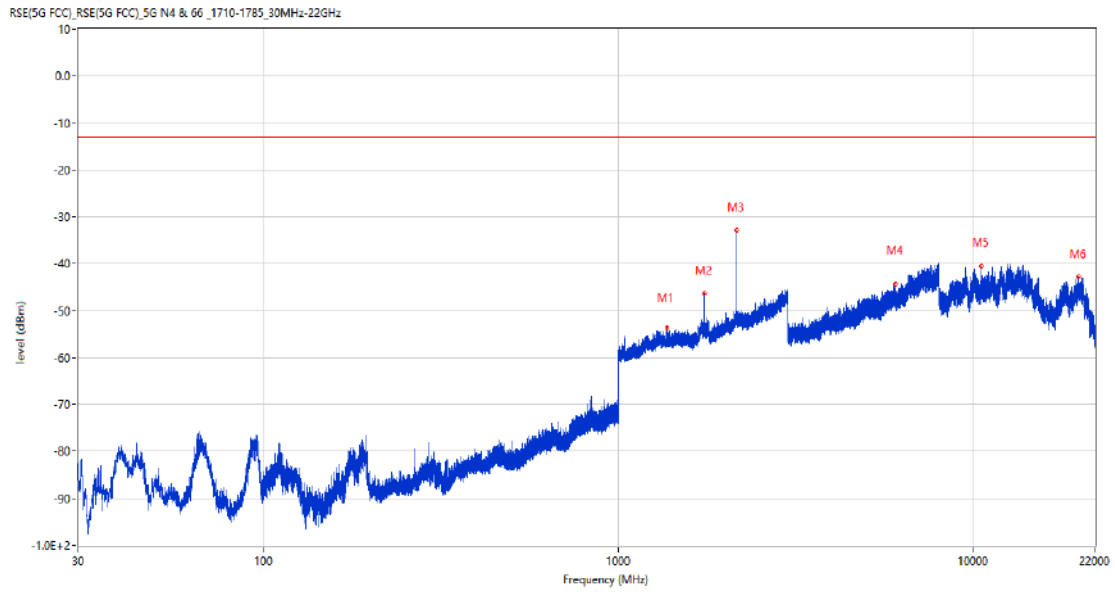


Frequency (MHz)	Result (dBm)	Factor (dB)	PK Limit (dBm)	Over Limit (dB)	Table (o)	ANT	EUT	Verdict
839.998	-69.47	-0.14	-36.0	33.47	144.00	Vertical	Horizontal	Pass
2557.700	-43.00	7.13	-30.0	13.00	118.00	Vertical	Horizontal	N/A
2628.400	-41.80	6.95	-30.0	11.80	118.00	Vertical	Horizontal	N/A
7947.250	-45.99	15.10	-30.0	15.99	171.00	Vertical	Horizontal	Pass
9449.000	-47.39	13.77	-30.0	17.39	360.00	Vertical	Horizontal	Pass
13338.200	-45.34	16.37	-30.0	15.34	214.00	Vertical	Horizontal	Pass

27 n66

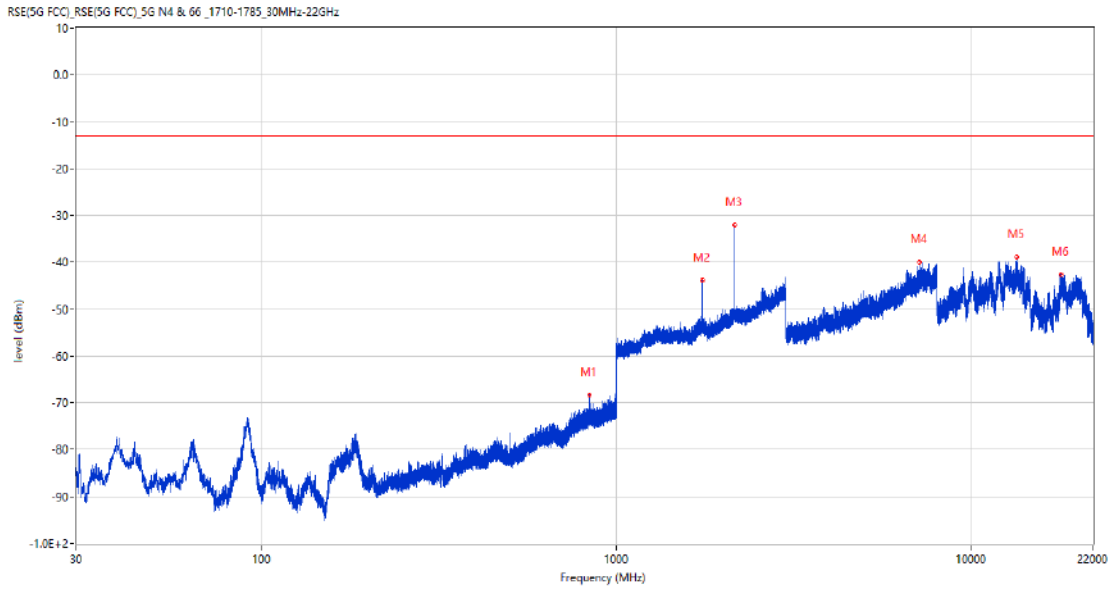
27.1 n66 BW5, PI/2 BPSK, Middle Channel

RSE-H&H n66 BW5 CH429000



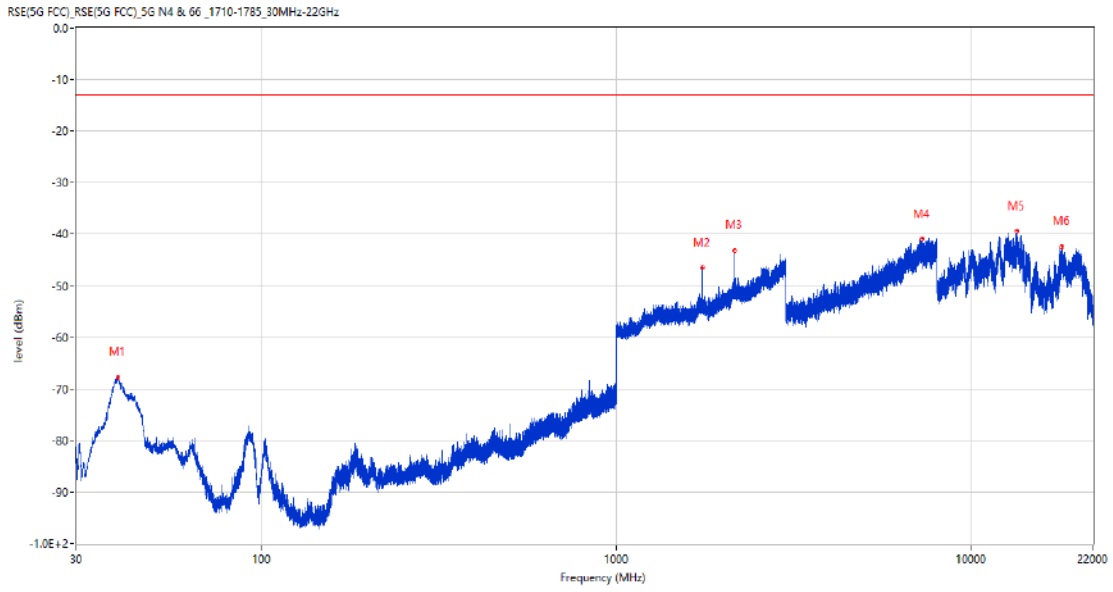
Frequency (MHz)	Result (dBm)	Factor (dB)	PK Limit (dBm)	Margin (dB)	Table (o)	ANT	EUT	Verdict
1368.500	-53.64	-1.46	-13.0	40.64	3.00	Horizontal	Horizontal	Pass
1746.100	-46.38	0.90	-13.0	33.38	360.00	Horizontal	Horizontal	N/A
2144.000	-32.98	3.29	-13.0	19.98	237.00	Horizontal	Horizontal	N/A
6012.500	-44.32	11.01	-13.0	31.32	278.00	Horizontal	Horizontal	Pass
10536.500	-40.46	13.03	-13.0	27.46	12.00	Horizontal	Horizontal	Pass
19733.750	-42.85	12.66	-13.0	29.85	32.00	Horizontal	Horizontal	Pass

RSE-H&V n66 BW5 CH429000



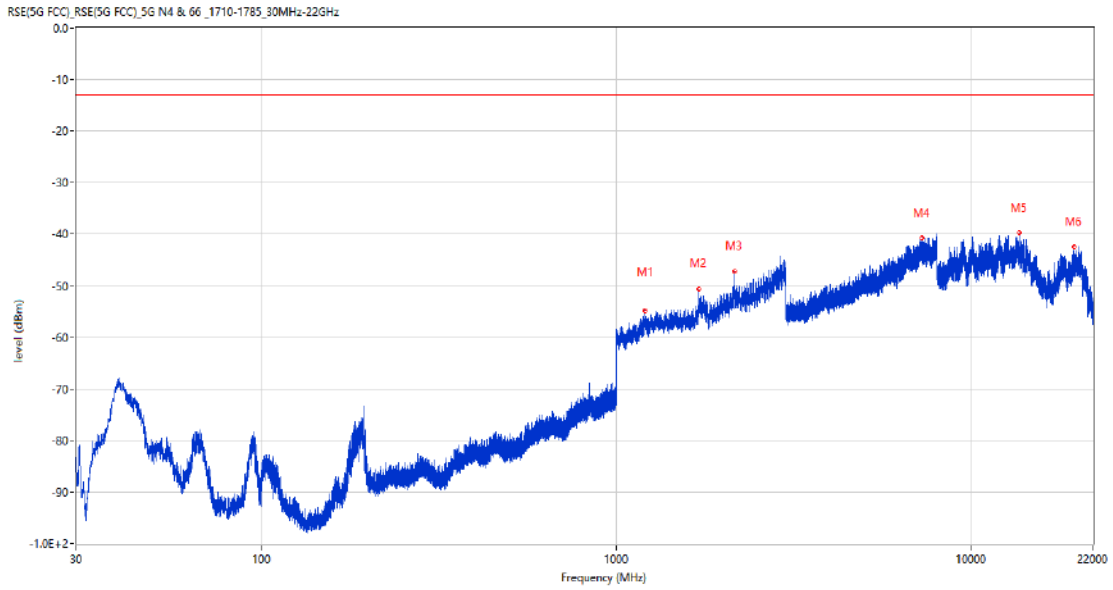
Frequency (MHz)	Result (dBm)	Factor (dB)	PK Limit (dBm)	Margin (dB)	Table (o)	ANT	EUT	Verdict
839.998	-68.25	-0.14	-13.0	55.25	147.00	Horizontal	Vertical	Pass
1745.600	-43.95	0.99	-13.0	30.95	174.00	Horizontal	Vertical	N/A
2145.800	-32.12	4.02	-13.0	19.12	245.00	Horizontal	Vertical	N/A
7123.500	-40.01	13.82	-13.0	27.01	158.00	Horizontal	Vertical	Pass
13390.238	-38.86	16.92	-13.0	25.86	73.00	Horizontal	Vertical	Pass
17818.350	-42.62	12.70	-13.0	29.62	347.00	Horizontal	Vertical	Pass

RSE-V&V n66 BW5 CH429000



Frequency (MHz)	Result (dBm)	Factor (dB)	PK Limit (dBm)	Margin (dB)	Table (o)	ANT	EUT	Verdict
39.409	-67.87	-19.65	-13.0	54.87	222.00	Vertical	Vertical	Pass
1746.200	-46.56	0.99	-13.0	33.56	150.00	Vertical	Vertical	N/A
2144.000	-43.13	4.08	-13.0	30.13	336.00	Vertical	Vertical	N/A
7237.750	-40.93	14.52	-13.0	27.93	2.00	Vertical	Vertical	Pass
13389.187	-39.41	16.91	-13.0	26.41	300.00	Vertical	Vertical	Pass
17958.001	-42.33	13.89	-13.0	29.33	332.00	Vertical	Vertical	Pass

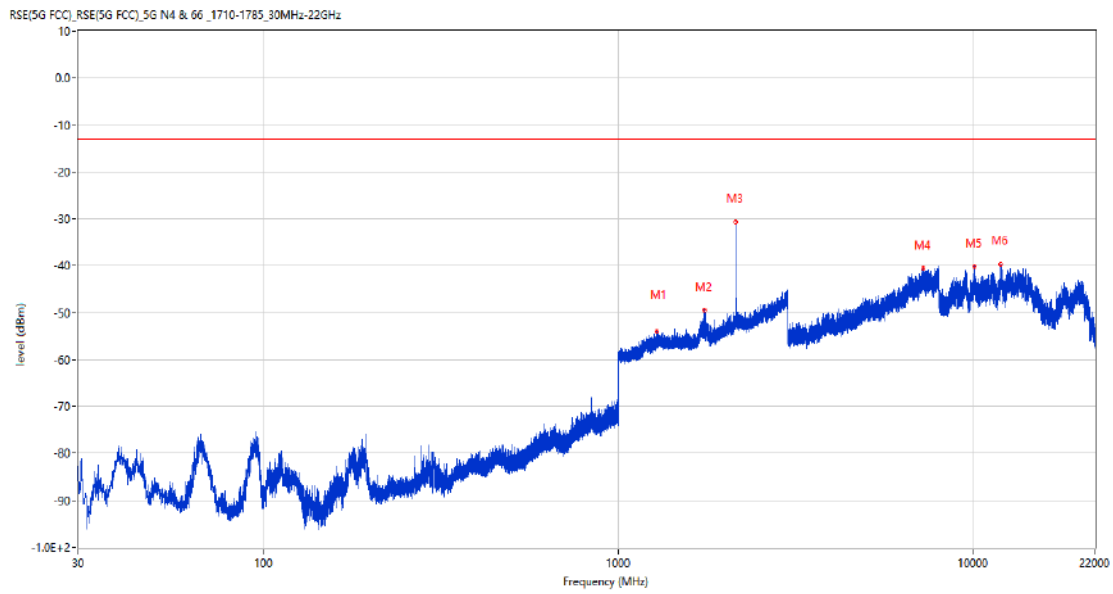
RSE-V&H n66 BW5 CH429000



Frequency (MHz)	Result (dBm)	Factor (dB)	PK Limit (dBm)	Margin (dB)	Table (o)	ANT	EUT	Verdict
1199.200	-54.89	-1.31	-13.0	41.89	115.00	Vertical	Horizontal	Pass
1707.200	-50.59	1.43	-13.0	37.59	19.00	Vertical	Horizontal	Pass
2144.600	-47.27	3.25	-13.0	34.27	306.00	Vertical	Horizontal	N/A
7259.750	-40.72	14.72	-13.0	27.72	140.00	Vertical	Horizontal	Pass
13632.912	-39.76	16.32	-13.0	26.76	360.00	Vertical	Horizontal	Pass
19478.913	-42.41	12.60	-13.0	29.41	360.00	Vertical	Horizontal	Pass

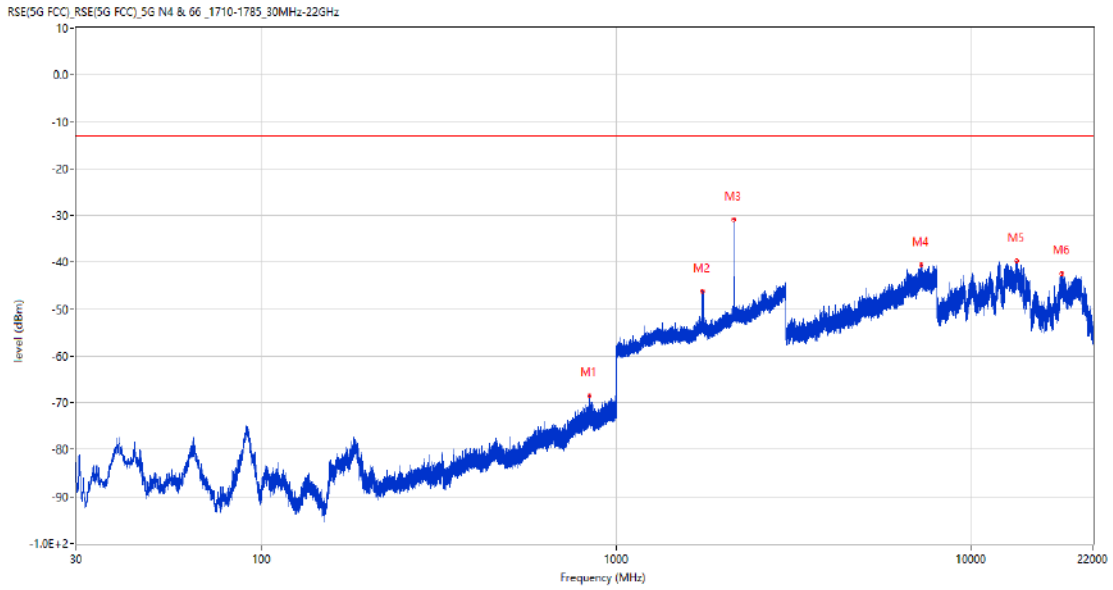
27.2 n66 BW20, PI/2 BPSK, Middle Channel

RSE-H&H n66 BW20 CH429000



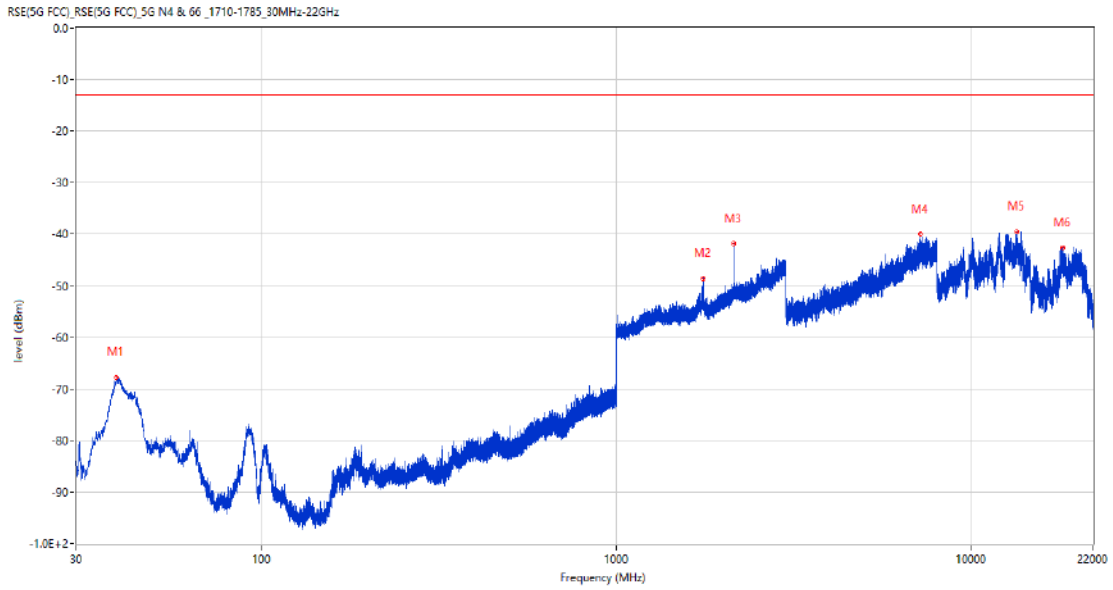
Frequency (MHz)	Result (dBm)	Factor (dB)	PK Limit (dBm)	Margin (dB)	Table (o)	ANT	EUT	Verdict
1278.800	-53.98	-1.11	-13.0	40.98	204.00	Horizontal	Horizontal	Pass
1745.900	-49.53	0.90	-13.0	36.53	37.00	Horizontal	Horizontal	N/A
2137.200	-30.69	3.17	-13.0	17.69	237.00	Horizontal	Horizontal	N/A
7227.500	-40.57	14.17	-13.0	27.57	259.00	Horizontal	Horizontal	Pass
10059.837	-40.22	13.85	-13.0	27.22	360.00	Horizontal	Horizontal	Pass
11916.613	-39.62	13.75	-13.0	26.62	176.00	Horizontal	Horizontal	Pass

RSE-H&V n66 BW20 CH429000



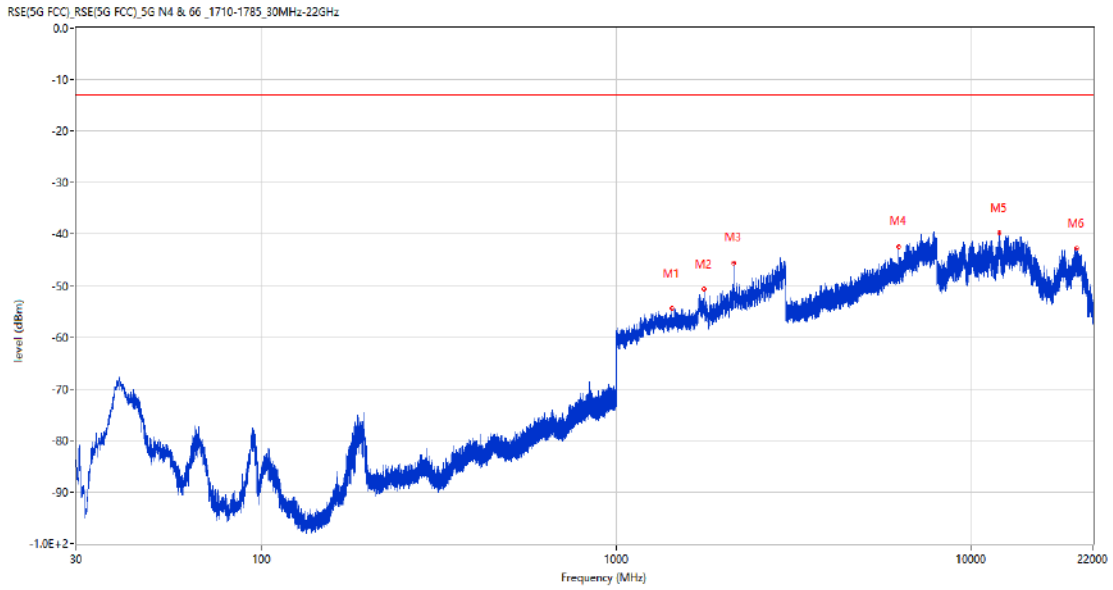
Frequency (MHz)	Result (dBm)	Factor (dB)	PK Limit (dBm)	Margin (dB)	Table (o)	ANT	EUT	Verdict
839.998	-68.42	-0.14	-13.0	55.42	77.00	Horizontal	Vertical	Pass
1748.000	-46.11	0.97	-13.0	33.11	175.00	Horizontal	Vertical	N/A
2137.600	-30.86	3.88	-13.0	17.86	246.00	Horizontal	Vertical	N/A
7219.750	-40.55	14.07	-13.0	27.55	274.00	Horizontal	Vertical	Pass
13389.450	-39.77	16.91	-13.0	26.77	3.00	Horizontal	Vertical	Pass
17965.613	-42.32	13.70	-13.0	29.32	118.00	Horizontal	Vertical	Pass

RSE-V&V n66 BW20 CH429000



Frequency (MHz)	Result (dBm)	Factor (dB)	PK Limit (dBm)	Margin (dB)	Table (o)	ANT	EUT	Verdict
38.972	-67.75	-19.81	-13.0	54.75	9.00	Vertical	Vertical	Pass
1748.600	-48.58	0.97	-13.0	35.58	152.00	Vertical	Vertical	N/A
2139.100	-41.88	3.88	-13.0	28.88	344.00	Vertical	Vertical	N/A
7172.250	-39.96	14.13	-13.0	26.96	216.00	Vertical	Vertical	Pass
13384.200	-39.48	16.86	-13.0	26.48	157.00	Vertical	Vertical	Pass
18051.000	-42.60	12.85	-13.0	29.60	141.00	Vertical	Vertical	Pass

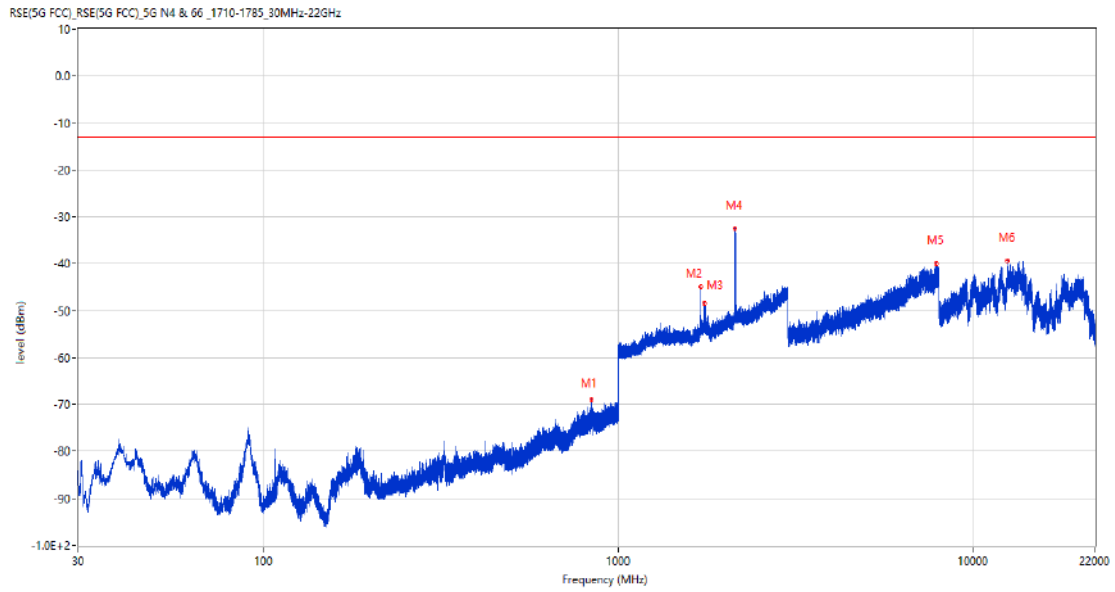
RSE-V&H n66 BW20 CH429000



Frequency (MHz)	Result (dBm)	Factor (dB)	PK Limit (dBm)	Margin (dB)	Table (o)	ANT	EUT	Verdict
1434.800	-54.39	-1.59	-13.0	41.39	92.00	Vertical	Horizontal	Pass
1760.800	-50.70	0.77	-13.0	37.70	360.00	Vertical	Horizontal	Pass
2136.400	-45.51	3.14	-13.0	32.51	126.00	Vertical	Horizontal	N/A
6219.000	-42.32	10.71	-13.0	29.32	111.00	Vertical	Horizontal	Pass
11989.049	-39.79	14.02	-13.0	26.79	286.00	Vertical	Horizontal	Pass
19806.364	-42.83	12.68	-13.0	29.83	298.00	Vertical	Horizontal	Pass

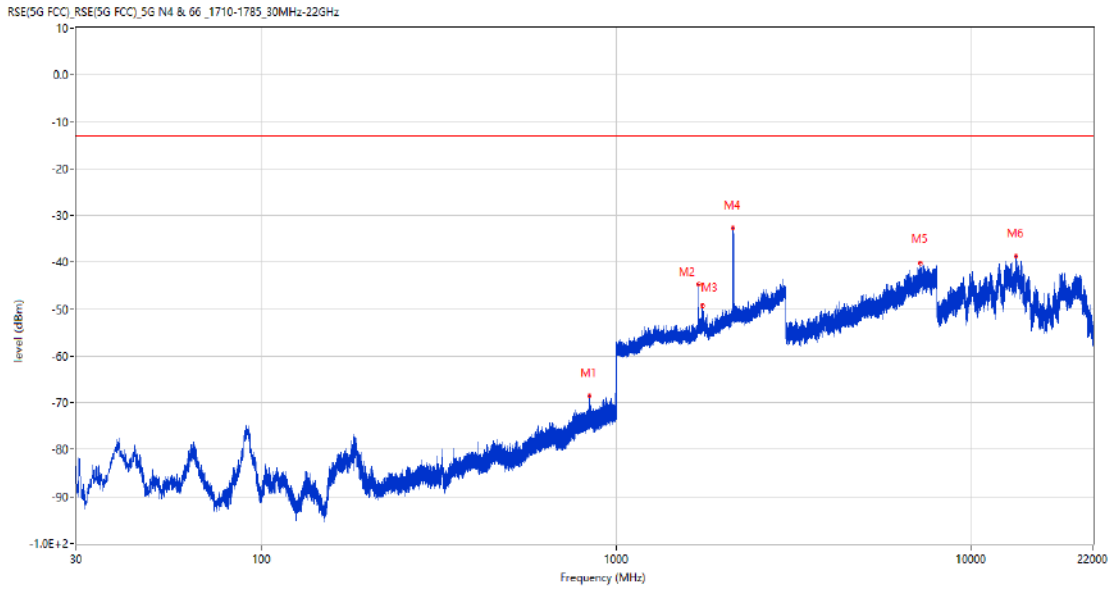
27.3 n66 BW40, PI/2 BPSK, Middle Channel

RSE-H&H n66 BW40 CH429000



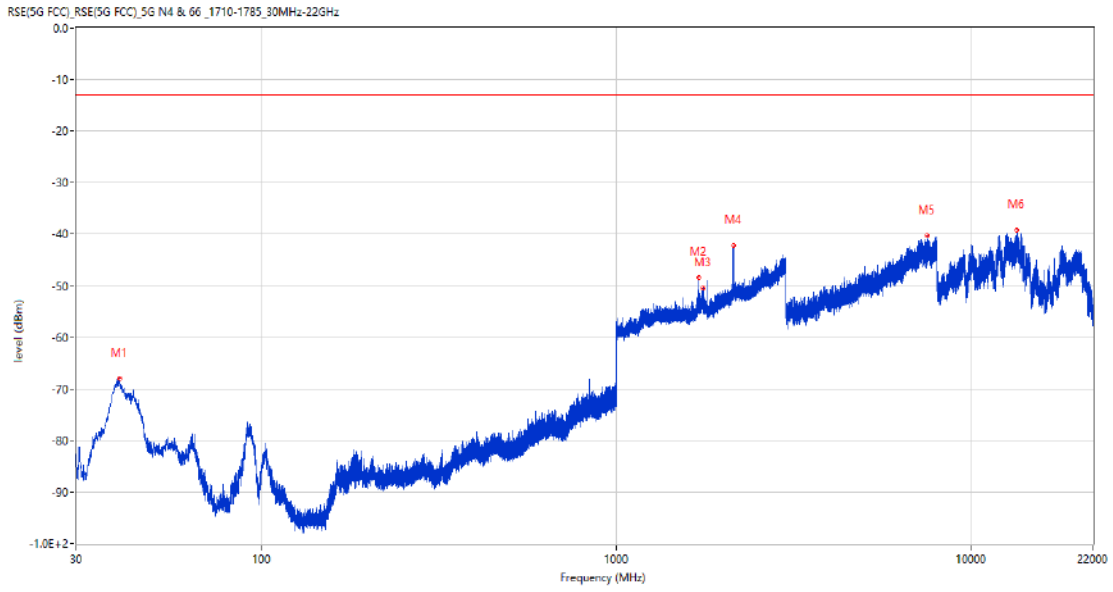
Frequency (MHz)	Result (dBm)	Factor (dB)	PK Limit (dBm)	Margin (dB)	Table (o)	ANT	EUT	Verdict
839.950	-69.01	-0.14	-13.0	56.01	190.00	Horizontal	Horizontal	Pass
1700.900	-44.94	1.25	-13.0	31.94	105.00	Horizontal	Horizontal	Pass
1748.000	-48.52	0.97	-13.0	35.52	105.00	Horizontal	Horizontal	N/A
2127.000	-32.49	3.75	-13.0	19.49	208.00	Horizontal	Horizontal	N/A
7838.000	-39.99	14.54	-13.0	26.99	31.00	Horizontal	Horizontal	Pass
12455.975	-39.31	14.32	-13.0	26.31	90.00	Horizontal	Horizontal	Pass

RSE-H&V n66 BW40 CH429000



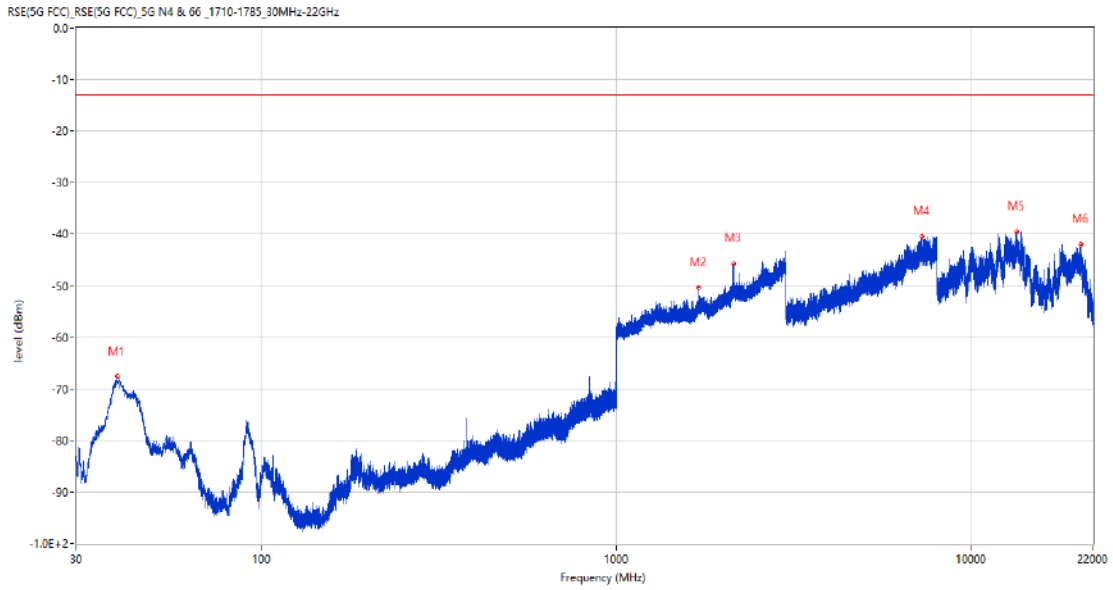
Frequency (MHz)	Result (dBm)	Factor (dB)	PK Limit (dBm)	Margin (dB)	Table (o)	ANT	EUT	Verdict
839.998	-68.54	-0.14	-13.0	55.54	37.00	Horizontal	Vertical	Pass
1702.100	-44.63	1.24	-13.0	31.63	179.00	Horizontal	Vertical	Pass
1744.600	-49.33	0.99	-13.0	36.33	179.00	Horizontal	Vertical	N/A
2128.100	-32.68	3.80	-13.0	19.68	256.00	Horizontal	Vertical	N/A
7162.250	-40.05	13.89	-13.0	27.05	0.00	Horizontal	Vertical	Pass
13350.338	-38.78	16.54	-13.0	25.78	326.00	Horizontal	Vertical	Pass

RSE-V&V n66 BW40 CH429000



Frequency (MHz)	Result (dBm)	Factor (dB)	PK Limit (dBm)	Margin (dB)	Table (o)	ANT	EUT	Verdict
39.651	-68.02	-19.58	-13.0	55.02	136.00	Vertical	Vertical	Pass
1701.400	-48.36	1.25	-13.0	35.36	1.00	Vertical	Vertical	Pass
1748.900	-50.45	0.97	-13.0	37.45	139.00	Vertical	Vertical	N/A
2129.100	-42.18	3.82	-13.0	29.18	340.00	Vertical	Vertical	N/A
7502.500	-40.26	13.66	-13.0	27.26	294.00	Vertical	Vertical	Pass
13387.875	-39.09	16.90	-13.0	26.09	1.00	Vertical	Vertical	Pass

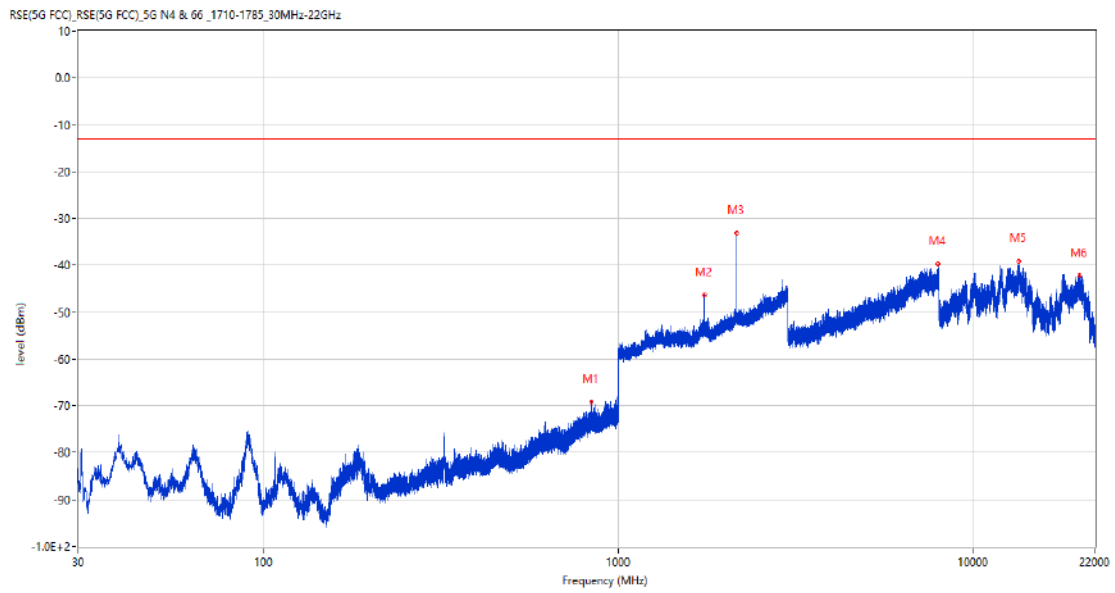
RSE-V&H n66 BW40 CH429000



Frequency (MHz)	Result (dBm)	Factor (dB)	PK Limit (dBm)	Margin (dB)	Table (o)	ANT	EUT	Verdict
39.069	-67.62	-19.76	-13.0	54.62	232.00	Vertical	Horizontal	Pass
1701.500	-50.35	1.25	-13.0	37.35	343.00	Vertical	Horizontal	Pass
2129.300	-45.83	3.81	-13.0	32.83	1.00	Vertical	Horizontal	N/A
7261.250	-40.41	14.69	-13.0	27.41	208.00	Vertical	Horizontal	Pass
13371.338	-39.57	16.74	-13.0	26.57	360.00	Vertical	Horizontal	Pass
20286.075	-41.93	12.97	-13.0	28.93	1.00	Vertical	Horizontal	Pass

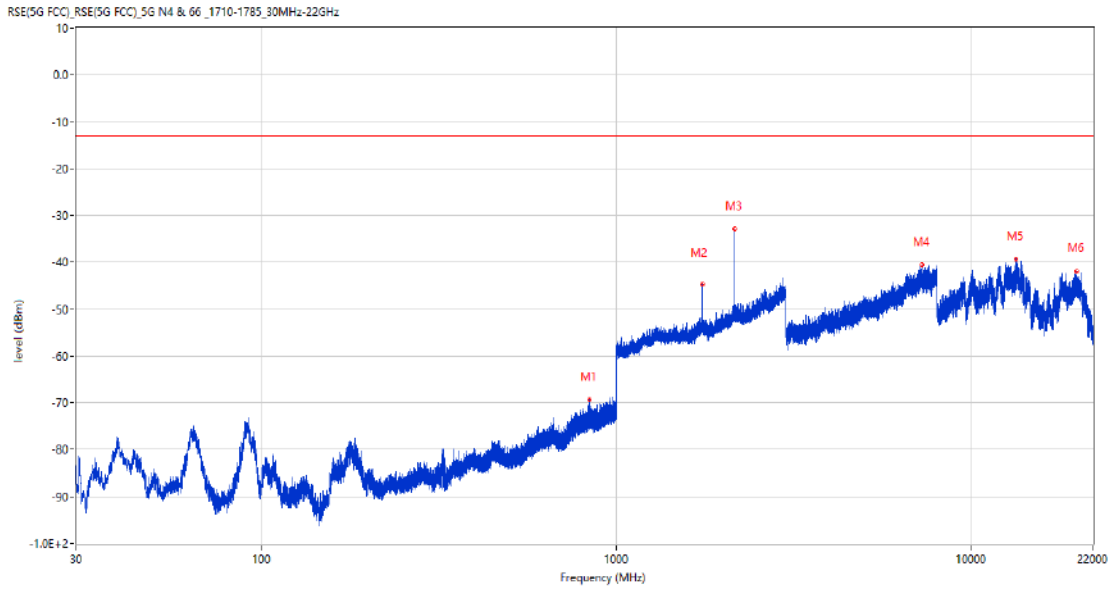
27.4 n66 BW5, QPSK, Middle Channel

RSE-H&H n66 BW5 CH429000



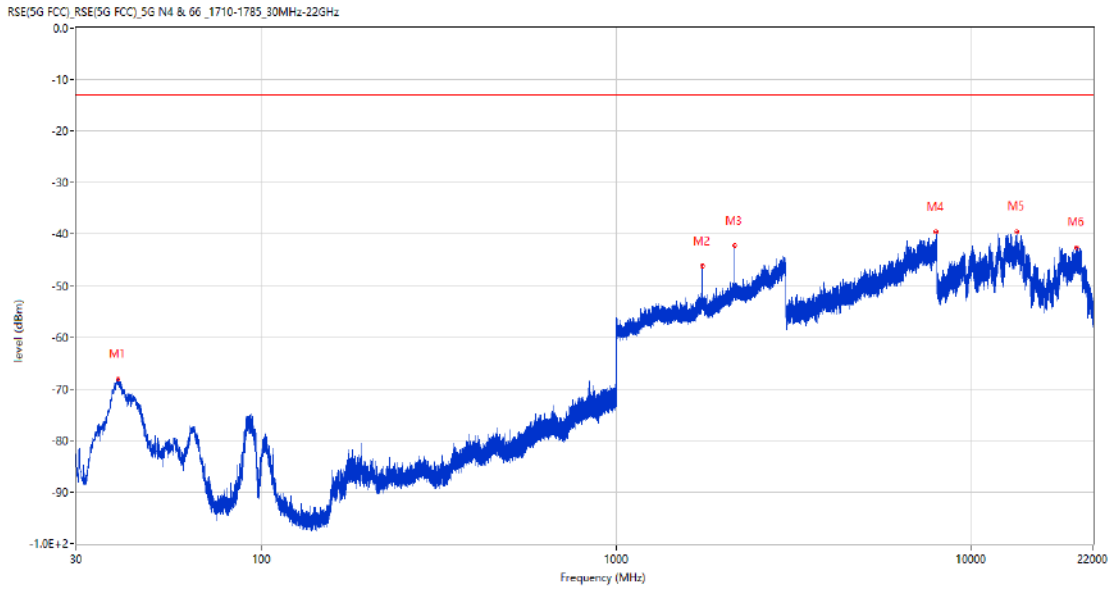
Frequency (MHz)	Result (dBm)	Factor (dB)	PK Limit (dBm)	Margin (dB)	Table (o)	ANT	EUT	Verdict
839.998	-69.06	-0.14	-13.0	56.06	184.00	Horizontal	Horizontal	Pass
1745.500	-46.30	0.99	-13.0	33.30	134.00	Horizontal	Horizontal	N/A
2146.200	-33.05	4.01	-13.0	20.05	236.00	Horizontal	Horizontal	N/A
7945.750	-39.71	15.18	-13.0	26.71	352.00	Horizontal	Horizontal	Pass
13362.150	-39.19	16.65	-13.0	26.19	360.00	Horizontal	Horizontal	Pass
19890.401	-42.28	12.95	-13.0	29.28	1.00	Horizontal	Horizontal	Pass

RSE-H&V n66 BW5 CH429000



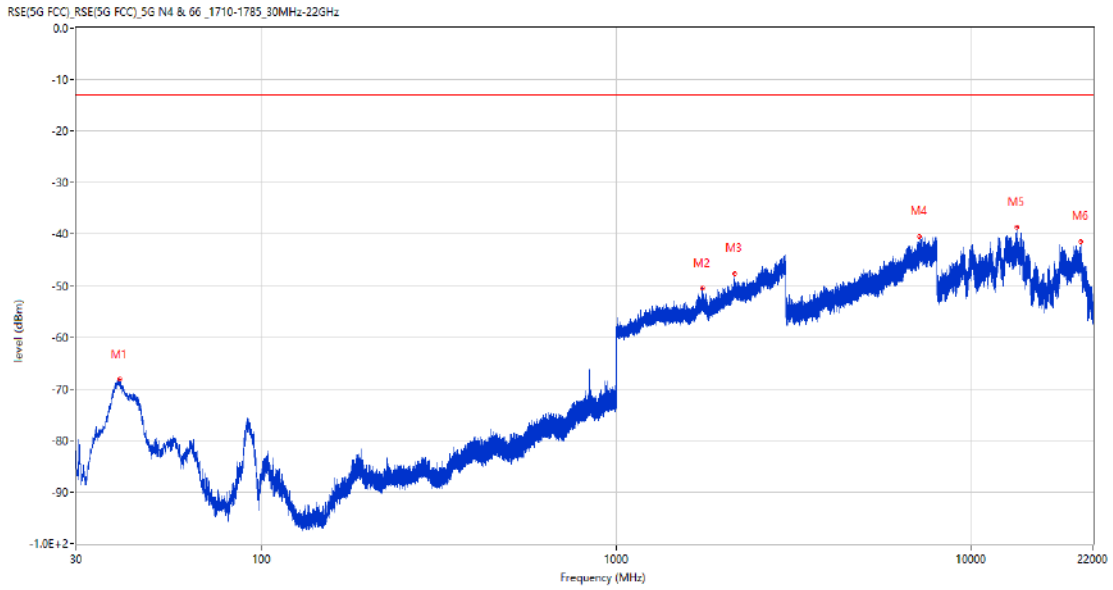
Frequency (MHz)	Result (dBm)	Factor (dB)	PK Limit (dBm)	Margin (dB)	Table (o)	ANT	EUT	Verdict
839.998	-69.33	-0.14	-13.0	56.33	108.00	Horizontal	Vertical	Pass
1745.900	-44.65	0.99	-13.0	31.65	169.00	Horizontal	Vertical	N/A
2146.100	-32.94	4.01	-13.0	19.94	241.00	Horizontal	Vertical	N/A
7267.000	-40.51	14.63	-13.0	27.51	101.00	Horizontal	Vertical	Pass
13326.713	-39.40	15.62	-13.0	26.40	125.00	Horizontal	Vertical	Pass
19755.250	-42.03	12.94	-13.0	29.03	363.00	Horizontal	Vertical	Pass

RSE-V&V n66 BW5 CH429000



Frequency (MHz)	Result (dBm)	Factor (dB)	PK Limit (dBm)	Margin (dB)	Table (o)	ANT	EUT	Verdict
39.312	-68.10	-19.68	-13.0	55.10	241.00	Vertical	Vertical	Pass
1745.200	-46.16	0.99	-13.0	33.16	125.00	Vertical	Vertical	N/A
2146.600	-42.21	3.99	-13.0	29.21	39.00	Vertical	Vertical	N/A
7952.500	-39.62	15.15	-13.0	26.62	215.00	Vertical	Vertical	Pass
13378.162	-39.48	16.80	-13.0	26.48	361.00	Vertical	Vertical	Pass
19759.073	-42.49	12.94	-13.0	29.49	239.00	Vertical	Vertical	Pass

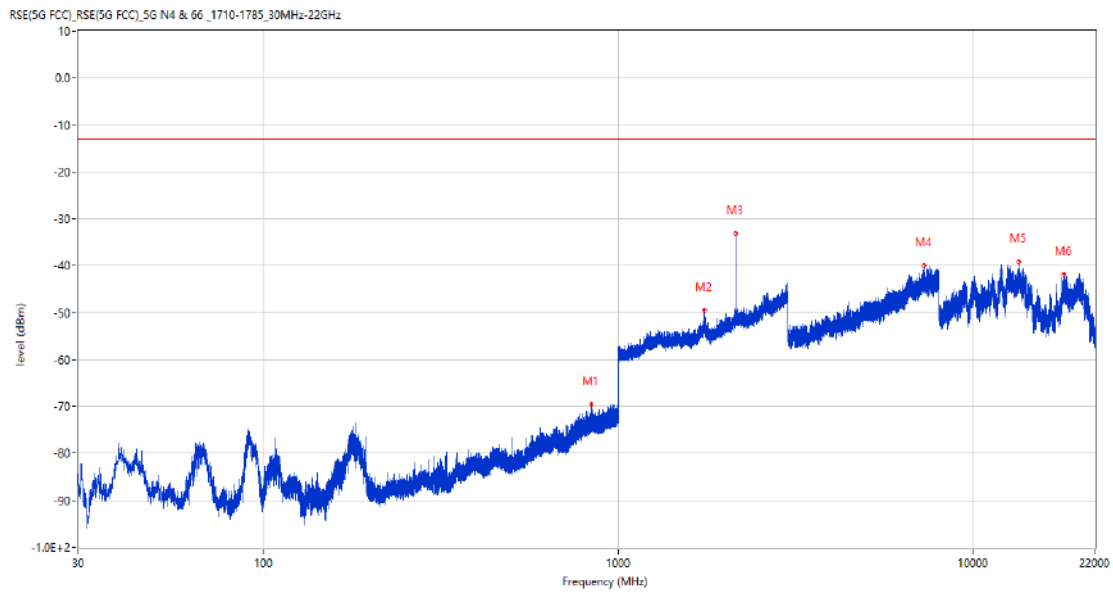
RSE-V&H n66 BW5 CH429000



Frequency (MHz)	Result (dBm)	Factor (dB)	PK Limit (dBm)	Margin (dB)	Table (o)	ANT	EUT	Verdict
39.651	-68.19	-19.58	-13.0	55.19	181.00	Vertical	Horizontal	Pass
1745.500	-50.48	0.99	-13.0	37.48	223.00	Vertical	Horizontal	N/A
2146.000	-47.60	4.02	-13.0	34.60	2.00	Vertical	Horizontal	N/A
7117.500	-40.46	13.70	-13.0	27.46	244.00	Vertical	Horizontal	Pass
13363.463	-38.70	16.67	-13.0	25.70	360.00	Vertical	Horizontal	Pass
20339.200	-41.42	12.97	-13.0	28.42	63.00	Vertical	Horizontal	Pass

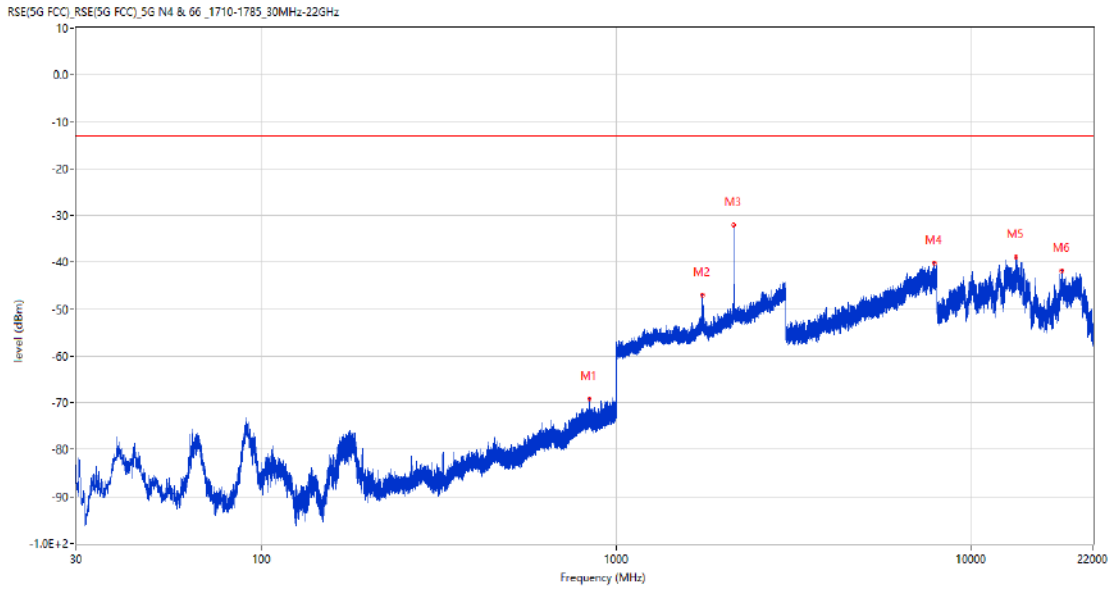
27.5 n66 BW20, QPSK, Middle Channel

RSE-H&H n66 BW20 CH429000



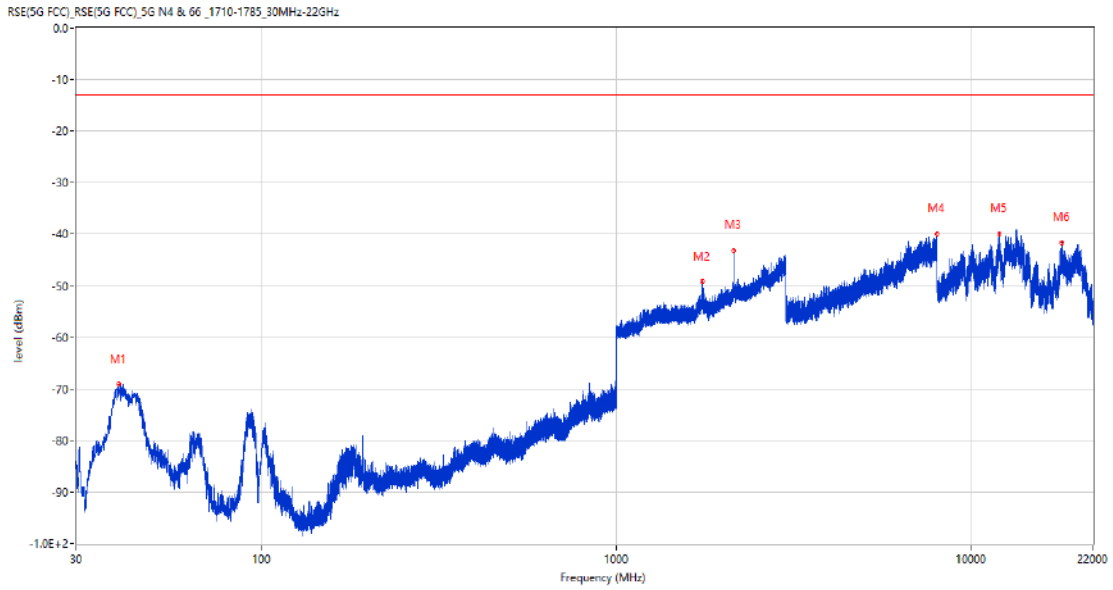
Frequency (MHz)	Result (dBm)	Factor (dB)	PK Limit (dBm)	Margin (dB)	Table (o)	ANT	EUT	Verdict
839.998	-69.57	-0.14	-13.0	56.57	319.00	Horizontal	Horizontal	Pass
1747.400	-49.51	0.98	-13.0	36.51	109.00	Horizontal	Horizontal	N/A
2138.700	-33.13	3.88	-13.0	20.13	249.00	Horizontal	Horizontal	N/A
7252.500	-39.98	14.64	-13.0	26.98	308.00	Horizontal	Horizontal	Pass
13397.850	-39.07	16.99	-13.0	26.07	360.00	Horizontal	Horizontal	Pass
17959.313	-41.76	13.86	-13.0	28.76	360.00	Horizontal	Horizontal	Pass

RSE-H&V n66 BW20 CH429000



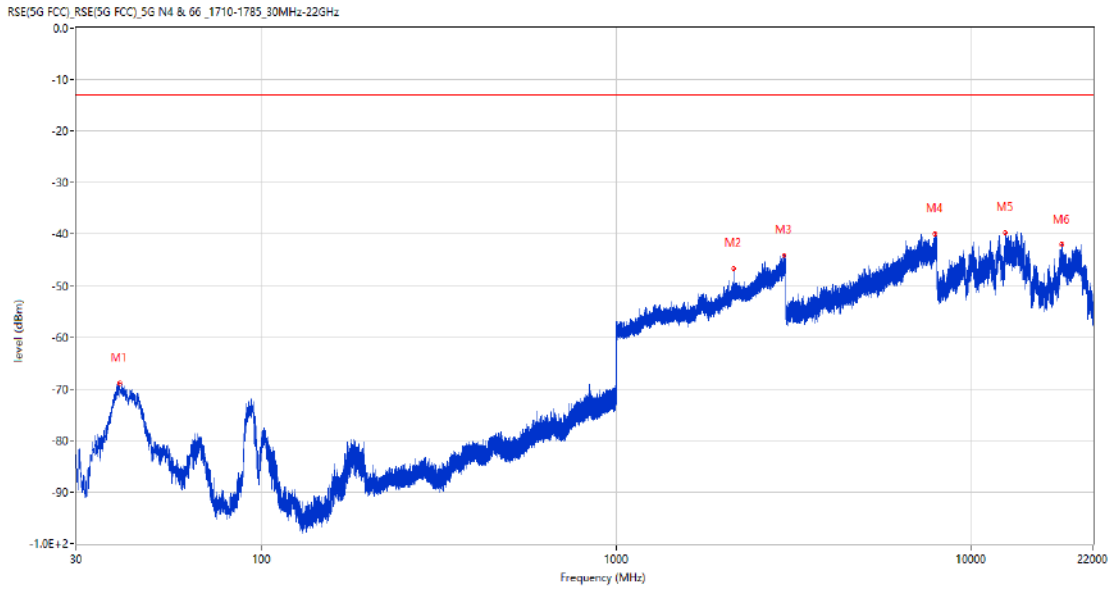
Frequency (MHz)	Result (dBm)	Factor (dB)	PK Limit (dBm)	Margin (dB)	Table (o)	ANT	EUT	Verdict
839.998	-69.14	-0.14	-13.0	56.14	165.00	Horizontal	Vertical	Pass
1747.300	-46.91	0.98	-13.0	33.91	360.00	Horizontal	Vertical	N/A
2138.800	-32.08	3.88	-13.0	19.08	245.00	Horizontal	Vertical	N/A
7836.500	-40.23	14.67	-13.0	27.23	101.00	Horizontal	Vertical	Pass
13344.562	-38.88	16.33	-13.0	25.88	28.00	Horizontal	Vertical	Pass
17979.525	-41.83	13.36	-13.0	28.83	151.00	Horizontal	Vertical	Pass

RSE-V&V n66 BW20 CH429000



Frequency (MHz)	Result (dBm)	Factor (dB)	PK Limit (dBm)	Margin (dB)	Table (o)	ANT	EUT	Verdict
39.506	-69.13	-19.62	-13.0	56.13	353.00	Vertical	Vertical	Pass
1747.600	-49.23	0.98	-13.0	36.23	354.00	Vertical	Vertical	N/A
2137.300	-43.13	3.87	-13.0	30.13	104.00	Vertical	Vertical	N/A
7966.750	-39.84	15.25	-13.0	26.84	216.00	Vertical	Vertical	Pass
11990.950	-39.89	13.85	-13.0	26.89	327.00	Vertical	Vertical	Pass
17947.238	-41.62	14.02	-13.0	28.62	350.00	Vertical	Vertical	Pass

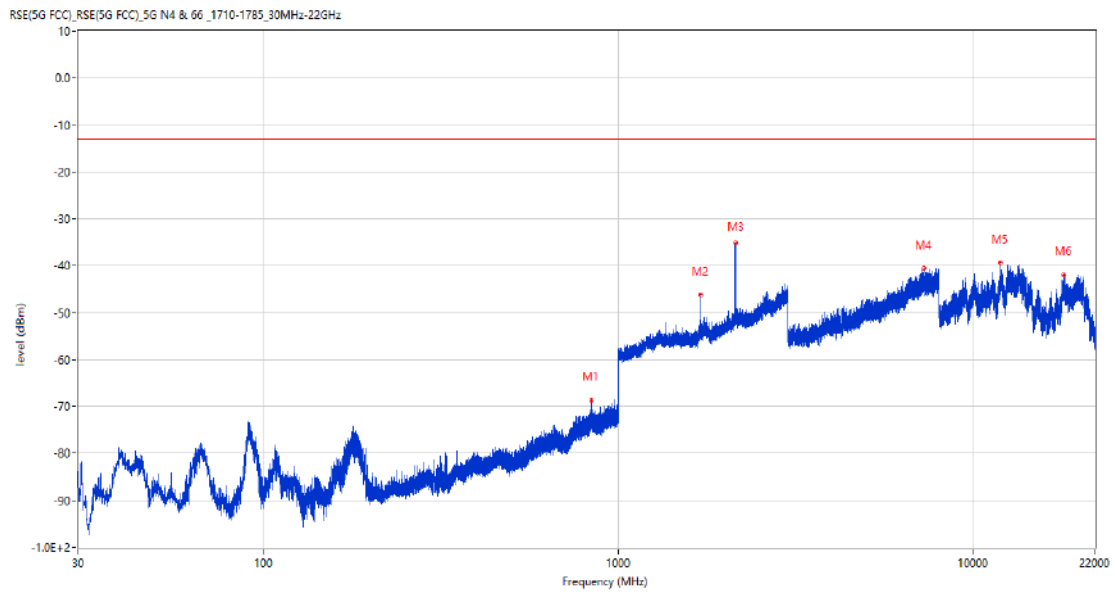
RSE-V&H n66 BW20 CH429000



Frequency (MHz)	Result (dBm)	Factor (dB)	PK Limit (dBm)	Margin (dB)	Table (o)	ANT	EUT	Verdict
39.700	-68.90	-19.56	-13.0	55.90	62.00	Vertical	Horizontal	Pass
2137.600	-46.63	3.88	-13.0	33.63	20.00	Vertical	Horizontal	N/A
2968.000	-44.05	10.85	-13.0	31.05	27.00	Vertical	Horizontal	Pass
7891.000	-39.86	14.68	-13.0	26.86	106.00	Vertical	Horizontal	Pass
12465.000	-39.67	14.41	-13.0	26.67	226.00	Vertical	Horizontal	Pass
17976.375	-42.01	13.44	-13.0	29.01	360.00	Vertical	Horizontal	Pass

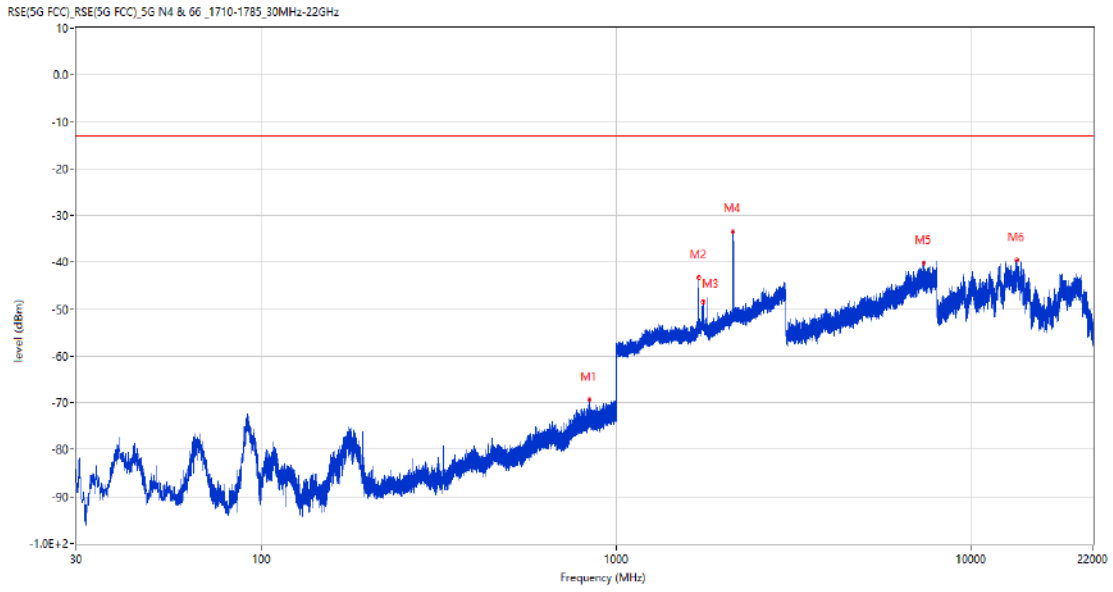
27.6 n66 BW40, QPSK, Middle Channel

RSE-H&H n66 BW40 CH429000



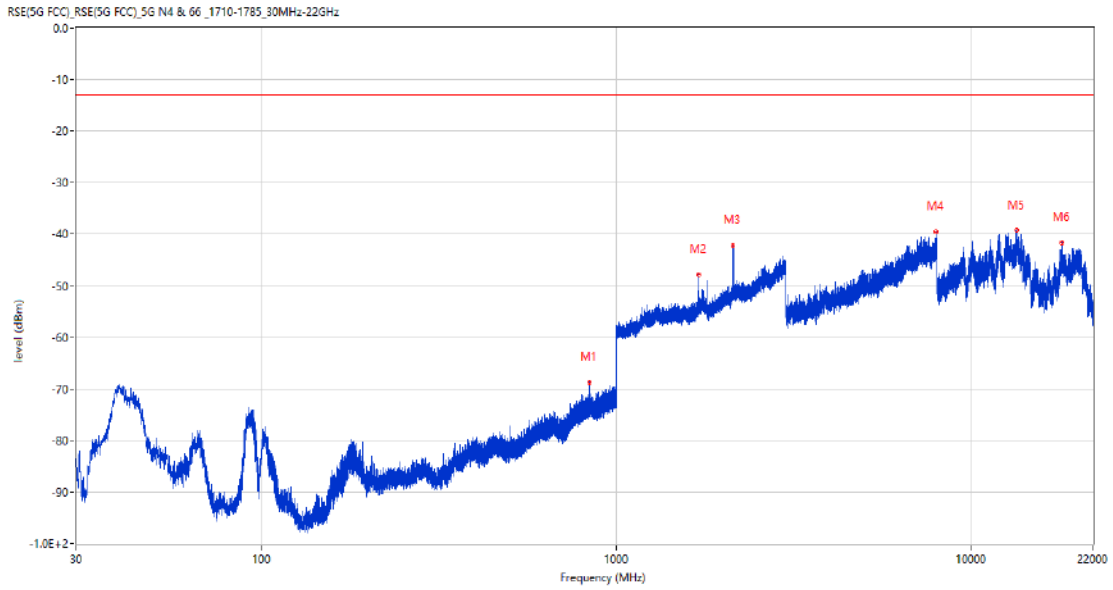
Frequency (MHz)	Result (dBm)	Factor (dB)	PK Limit (dBm)	Margin (dB)	Table (o)	ANT	EUT	Verdict
839.998	-68.63	-0.14	-13.0	55.63	358.00	Horizontal	Vertical	Pass
1701.700	-46.08	1.25	-13.0	33.08	102.00	Horizontal	Vertical	Pass
2129.100	-35.08	3.82	-13.0	22.08	256.00	Horizontal	Vertical	N/A
7266.000	-40.55	14.72	-13.0	27.55	295.00	Horizontal	Vertical	Pass
11922.787	-39.24	13.97	-13.0	26.24	91.00	Horizontal	Vertical	Pass
17945.926	-41.92	13.99	-13.0	28.92	348.00	Horizontal	Vertical	Pass

RSE-H&V n66 BW40 CH429000



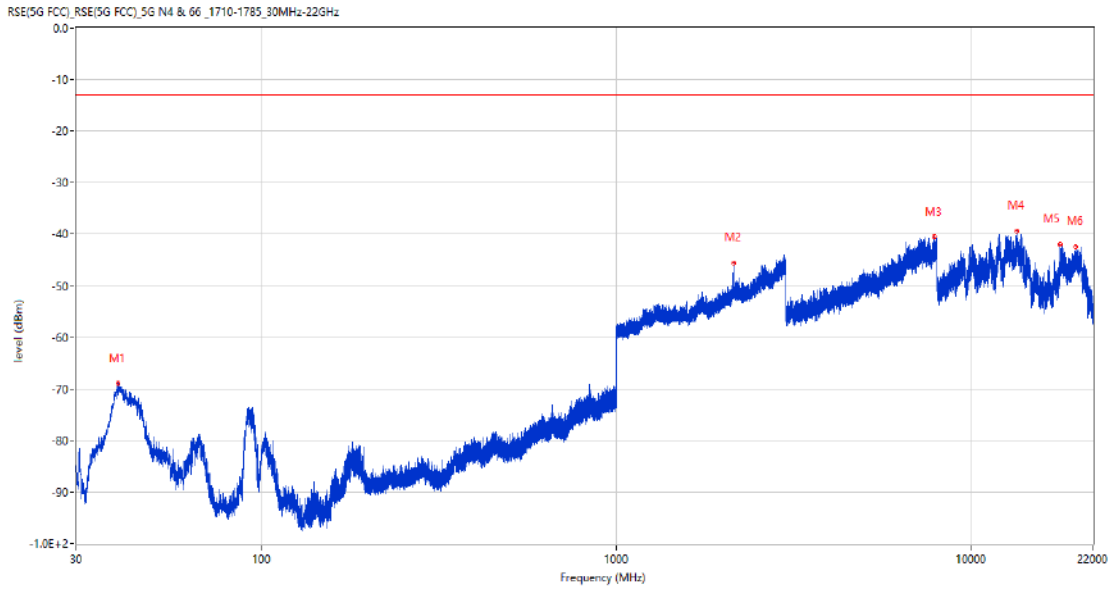
Frequency (MHz)	Result (dBm)	Factor (dB)	PK Limit (dBm)	Margin (dB)	Table (o)	ANT	EUT	Verdict
839.998	-69.40	-0.14	-13.0	56.40	173.00	Horizontal	Vertical	Pass
1702.600	-43.27	1.24	-13.0	30.27	360.00	Horizontal	Vertical	Pass
1748.500	-48.46	0.97	-13.0	35.46	360.00	Horizontal	Vertical	N/A
2127.900	-33.41	3.78	-13.0	20.41	243.00	Horizontal	Vertical	N/A
7348.000	-40.22	14.36	-13.0	27.22	99.00	Horizontal	Vertical	Pass
13387.350	-39.48	16.89	-13.0	26.48	360.00	Horizontal	Vertical	Pass

RSE-V&V n66 BW40 CH429000



Frequency (MHz)	Result (dBm)	Factor (dB)	PK Limit (dBm)	Margin (dB)	Table (o)	ANT	EUT	Verdict
839.998	-68.65	-0.14	-13.0	55.65	169.00	Vertical	Vertical	Pass
1701.800	-47.79	1.25	-13.0	34.79	118.00	Vertical	Vertical	Pass
2128.500	-42.17	3.84	-13.0	29.17	47.00	Vertical	Vertical	N/A
7940.000	-39.53	14.93	-13.0	26.53	105.00	Vertical	Vertical	Pass
13379.213	-39.23	16.81	-13.0	26.23	360.00	Vertical	Vertical	Pass
17945.137	-41.61	13.97	-13.0	28.61	360.00	Vertical	Vertical	Pass

RSE-V&H n66 BW40 CH429000

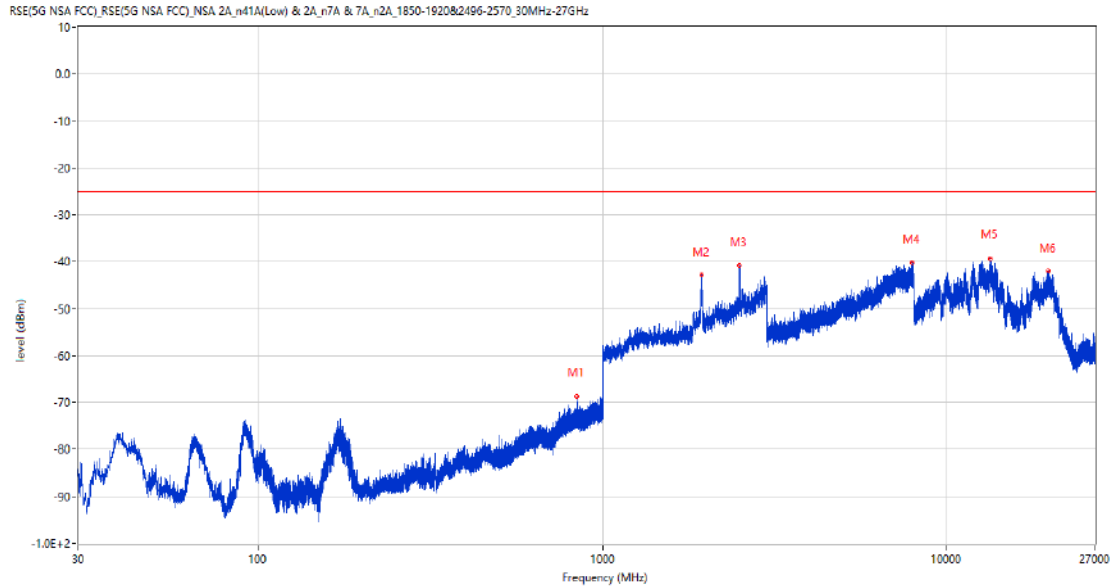


Frequency (MHz)	Result (dBm)	Factor (dB)	PK Limit (dBm)	Margin (dB)	Table (o)	ANT	EUT	Verdict
39.409	-69.02	-19.65	-13.0	56.02	305.00	Vertical	Horizontal	Pass
2129.200	-45.55	3.81	-13.0	32.55	1.00	Vertical	Horizontal	N/A
7859.250	-40.53	14.08	-13.0	27.53	213.00	Vertical	Horizontal	Pass
13377.112	-39.30	16.79	-13.0	26.30	35.00	Vertical	Horizontal	Pass
17806.537	-41.97	13.02	-13.0	28.97	360.00	Vertical	Horizontal	Pass
19668.976	-42.32	12.94	-13.0	29.32	1.00	Vertical	Horizontal	Pass

28 DC_2A_n7A

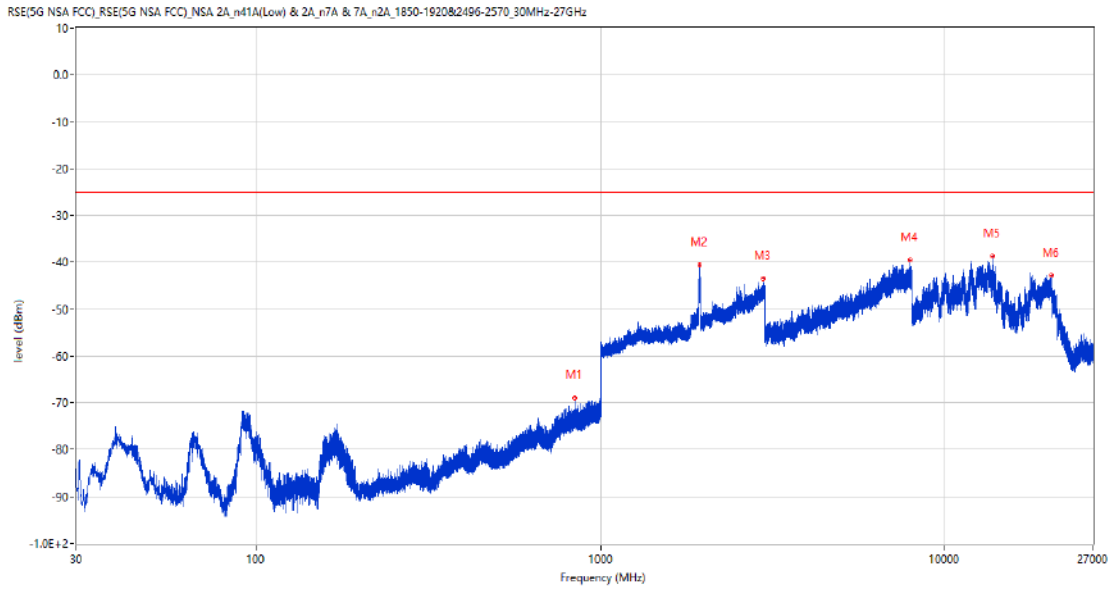
28.1 DC_2A_n7A BW20(LTE)+BW50(NR), QPSK, Low Channel

RSE-H&H DC_2A_n7A BW20(LTE)+BW50(NR)



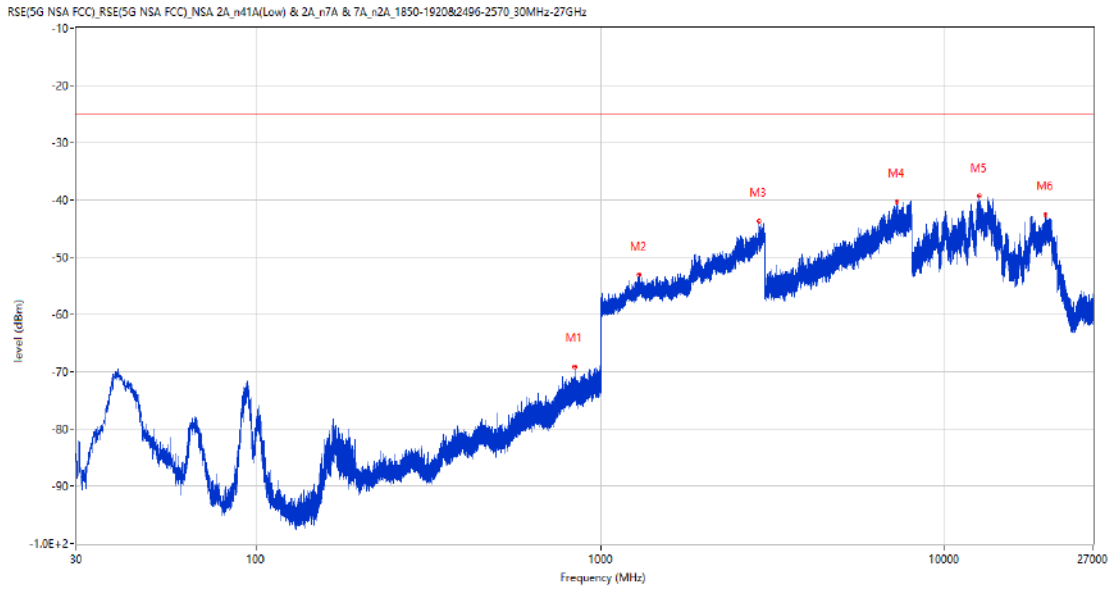
Frequency (MHz)	Result (dBm)	Factor (dB)	PK Limit (dBm)	Over Limit (dB)	Table (o)	ANT	EUT	Verdict
840.047	-68.64	-0.13	-25.0	43.64	21.00	Horizontal	Horizontal	Pass
1940.900	-42.85	1.89	-25.0	17.85	246.00	Horizontal	Horizontal	N/A
2501.800	-40.70	6.96	-25.0	15.70	342.00	Horizontal	Horizontal	N/A
7946.000	-40.10	15.17	-25.0	15.10	135.00	Horizontal	Horizontal	Pass
13355.850	-39.22	16.59	-25.0	14.22	1.00	Horizontal	Horizontal	Pass
19783.801	-42.04	12.94	-25.0	17.04	118.00	Horizontal	Horizontal	Pass

RSE-H&V DC_2A_n7A BW20(LTE)+BW50(NR)



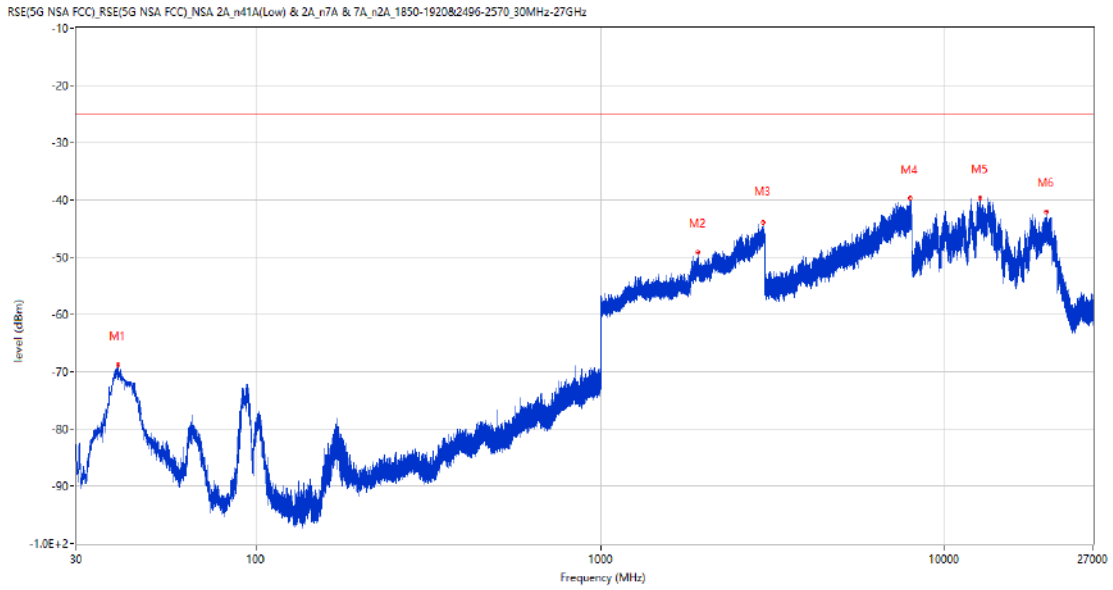
Frequency (MHz)	Result (dBm)	Factor (dB)	PK Limit (dBm)	Over Limit (dB)	Table (o)	ANT	EUT	Verdict
839.998	-68.97	-0.14	-25.0	43.97	36.00	Horizontal	Vertical	Pass
1941.000	-40.55	1.91	-25.0	15.55	249.00	Horizontal	Vertical	N/A
2968.700	-43.47	10.78	-25.0	18.47	36.00	Horizontal	Vertical	Pass
7913.750	-39.44	14.51	-25.0	14.44	215.00	Horizontal	Vertical	Pass
13788.450	-38.62	16.24	-25.0	13.62	229.00	Horizontal	Vertical	Pass
20385.901	-42.82	12.97	-25.0	17.82	302.00	Horizontal	Vertical	Pass

RSE-V&V DC_2A_n7A BW20(LTE)+BW50(NR)



Frequency (MHz)	Result (dBm)	Factor (dB)	PK Limit (dBm)	Over Limit (dB)	Table (o)	ANT	EUT	Verdict
839.998	-69.08	-0.14	-25.0	44.08	47.00	Vertical	Vertical	Pass
1291.900	-53.09	-0.48	-25.0	28.09	347.00	Vertical	Vertical	Pass
2891.800	-43.65	10.08	-25.0	18.65	360.00	Vertical	Vertical	Pass
7248.250	-40.28	14.62	-25.0	15.28	1.00	Vertical	Vertical	Pass
12601.088	-39.33	14.18	-25.0	14.33	294.00	Vertical	Vertical	Pass
19664.099	-42.49	12.93	-25.0	17.49	228.00	Vertical	Vertical	Pass

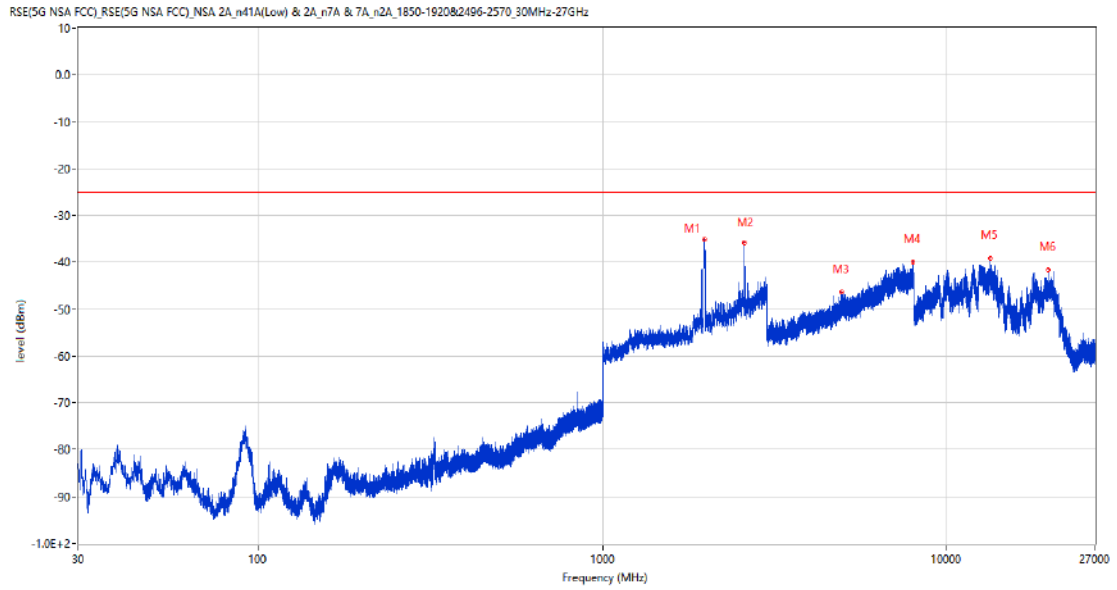
RSE-V&H DC_2A_n7A BW20(LTE)+BW50(NR)



Frequency (MHz)	Result (dBm)	Factor (dB)	PK Limit (dBm)	Over Limit (dB)	Table (o)	ANT	EUT	Verdict
39.554	-68.80	-19.61	-25.0	43.80	223.00	Vertical	Horizontal	Pass
1918.300	-49.11	2.79	-25.0	24.11	360.00	Vertical	Horizontal	N/A
2971.700	-43.92	11.12	-25.0	18.92	0.00	Vertical	Horizontal	Pass
7948.750	-39.73	15.09	-25.0	14.73	330.00	Vertical	Horizontal	Pass
12652.387	-39.60	14.29	-25.0	14.60	80.00	Vertical	Horizontal	Pass
19749.599	-41.99	12.94	-25.0	16.99	360.00	Vertical	Horizontal	Pass

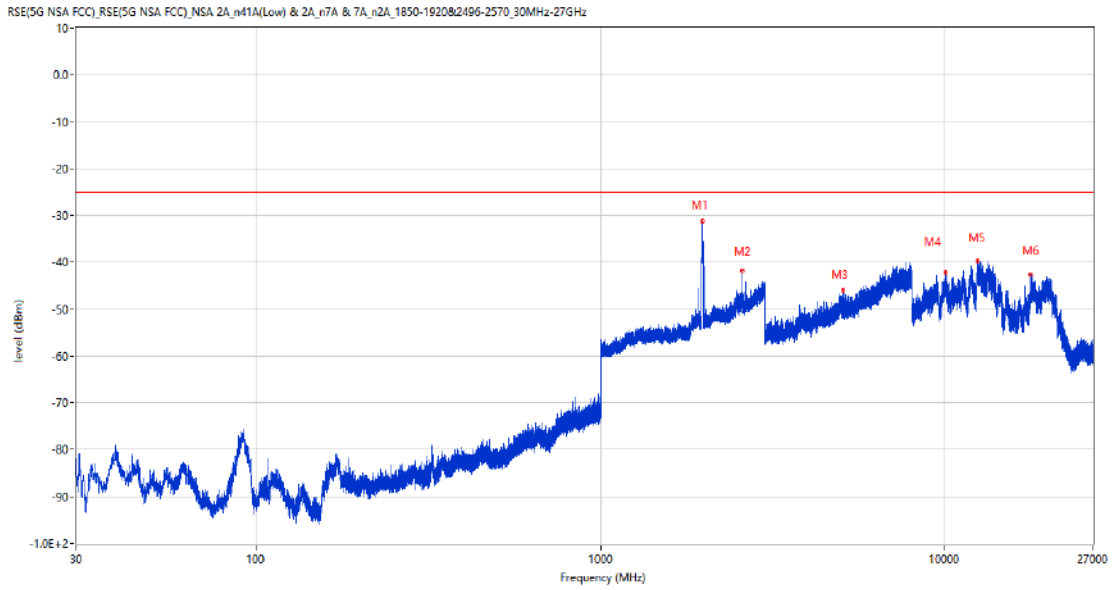
28.2 DC_2A_n7A BW20(LTE)+BW50(NR), QPSK, High Channel

RSE-H&H DC_2A_n7A BW20(LTE)+BW50NR)



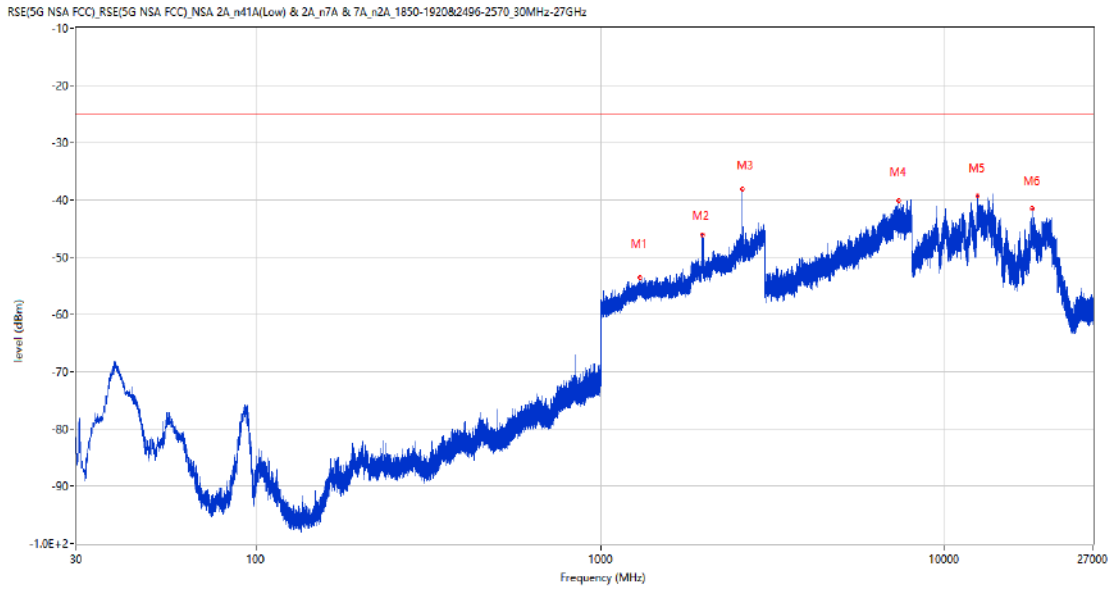
Frequency (MHz)	Result (dBm)	Factor (dB)	PK Limit (dBm)	Over Limit (dB)	Table (o)	ANT	EUT	Verdict
1980.400	-35.06	1.90	-25.0	10.06	244.00	Horizontal	Horizontal	N/A
2582.300	-35.69	7.43	-25.0	10.69	143.00	Horizontal	Horizontal	N/A
4964.000	-46.32	8.88	-25.0	21.32	318.00	Horizontal	Horizontal	Pass
7963.000	-39.88	15.01	-25.0	14.88	218.00	Horizontal	Horizontal	Pass
13343.513	-39.04	16.28	-25.0	14.04	190.00	Horizontal	Horizontal	Pass
19752.749	-41.53	12.94	-25.0	16.53	360.00	Horizontal	Horizontal	Pass

RSE-H&V DC_2A_n7A BW20(LTE)+BW50NR)



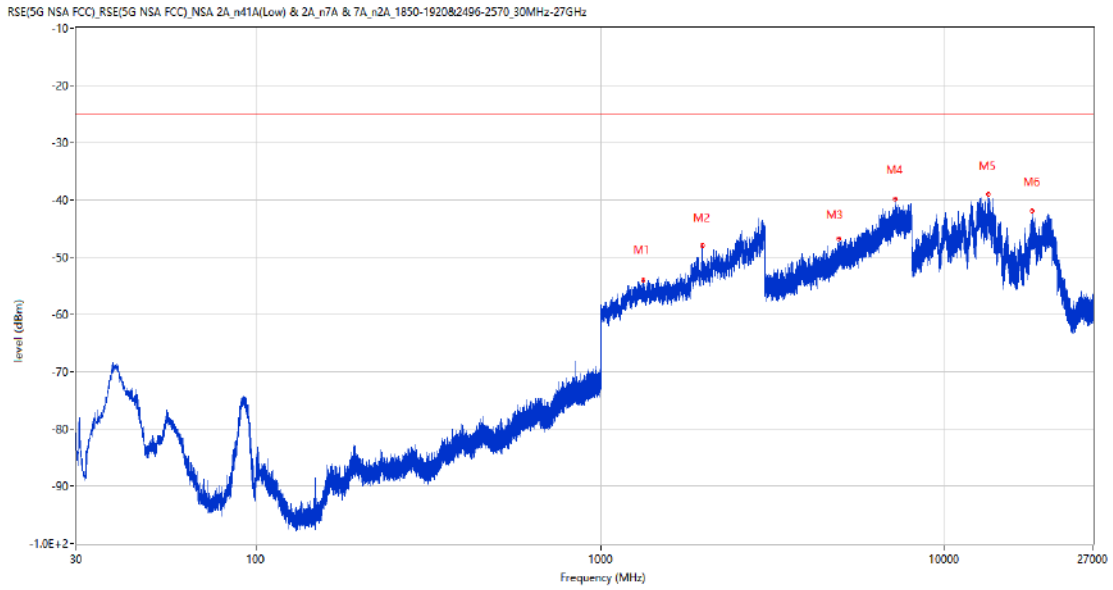
Frequency (MHz)	Result (dBm)	Factor (dB)	PK Limit (dBm)	Over Limit (dB)	Table (o)	ANT	EUT	Verdict
1980.300	-31.24	1.88	-25.0	6.24	264.00	Horizontal	Vertical	N/A
2586.100	-41.75	7.30	-25.0	16.75	212.00	Horizontal	Vertical	N/A
5082.000	-45.86	8.96	-25.0	20.86	233.00	Horizontal	Vertical	Pass
10063.400	-42.12	12.85	-25.0	17.12	211.00	Horizontal	Vertical	Pass
12504.424	-39.74	14.65	-25.0	14.74	28.00	Horizontal	Vertical	Pass
17794.200	-42.67	12.84	-25.0	17.67	360.00	Horizontal	Vertical	Pass

RSE-V&V DC_2A_n7A BW20(LTE)+BW50NR



Frequency (MHz)	Result (dBm)	Factor (dB)	PK Limit (dBm)	Over Limit (dB)	Table (o)	ANT	EUT	Verdict
1304.400	-53.64	-0.44	-25.0	28.64	4.00	Vertical	Vertical	Pass
1980.500	-46.06	1.92	-25.0	21.06	315.00	Vertical	Vertical	N/A
2581.400	-38.07	7.44	-25.0	13.07	16.00	Vertical	Vertical	N/A
7363.000	-40.16	14.31	-25.0	15.16	360.00	Vertical	Vertical	Pass
12500.862	-39.38	14.71	-25.0	14.38	171.00	Vertical	Vertical	Pass
17933.324	-41.56	13.69	-25.0	16.56	302.00	Vertical	Vertical	Pass

RSE-V&H DC_2A_n7A BW20(LTE)+BW50NR)

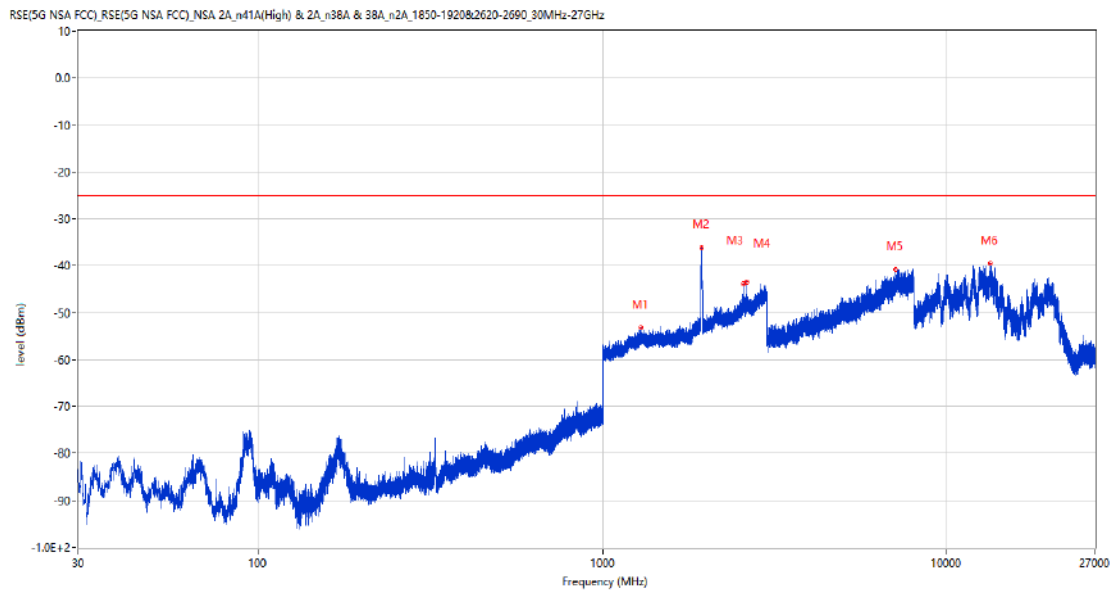


Frequency (MHz)	Result (dBm)	Factor (dB)	PK Limit (dBm)	Over Limit (dB)	Table (o)	ANT	EUT	Verdict
1334.400	-54.10	-1.05	-25.0	29.10	193.00	Vertical	Horizontal	Pass
1981.100	-48.02	1.82	-25.0	23.02	135.00	Vertical	Horizontal	N/A
4923.250	-46.80	8.69	-25.0	21.80	180.00	Vertical	Horizontal	Pass
7162.250	-39.76	13.89	-25.0	14.76	296.00	Vertical	Horizontal	Pass
13387.612	-38.99	16.89	-25.0	13.99	360.00	Vertical	Horizontal	Pass
17933.588	-41.86	13.70	-25.0	16.86	169.00	Vertical	Horizontal	Pass

29 DC_2A_n38A

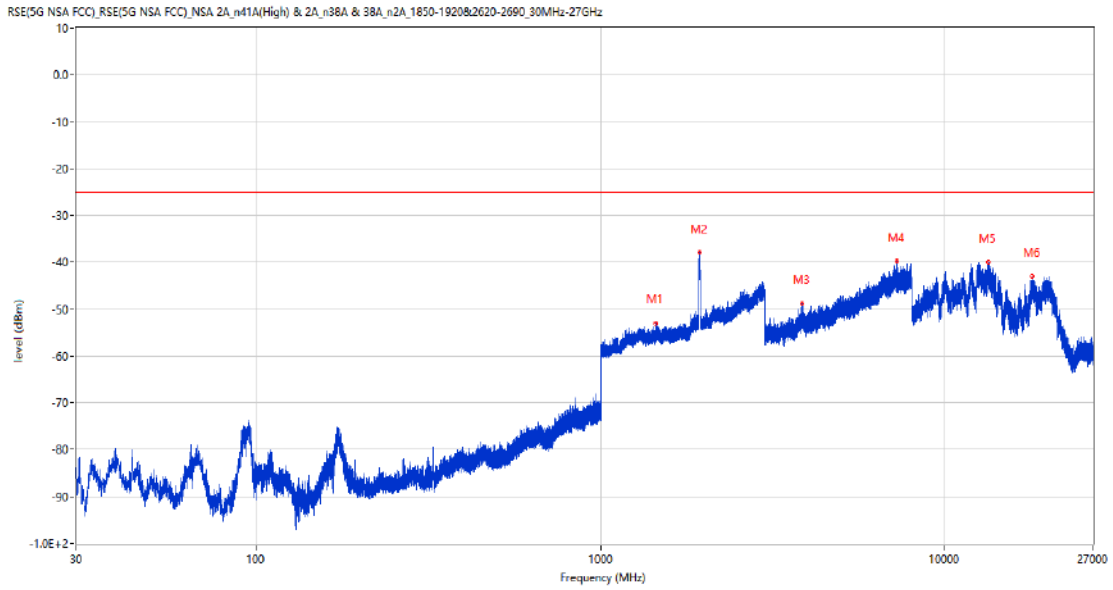
29.1 DC_2A_n38A BW20(LTE)+BW40(NR), QPSK, Low Channel

RSE-H&H DC_2A_n38A BW20(LTE)+BW40(NR)



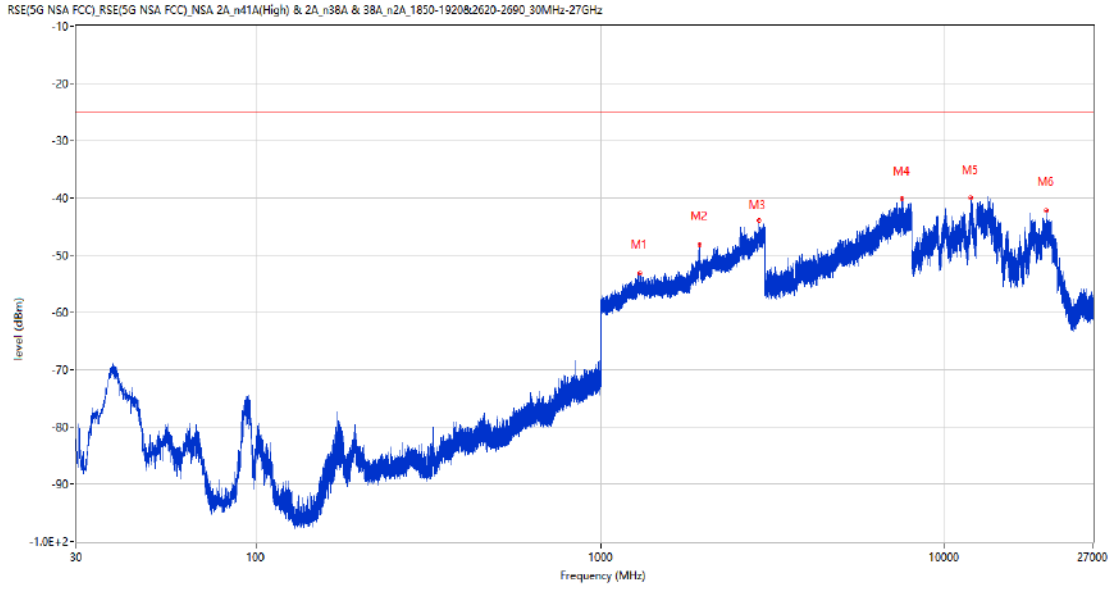
Frequency (MHz)	Result (dBm)	Factor (dB)	PK Limit (dBm)	Over Limit (dB)	Table (o)	ANT	EUT	Verdict
1294.200	-53.16	-0.53	-25.0	28.16	220.00	Horizontal	Horizontal	Pass
1941.100	-36.12	1.80	-25.0	11.12	240.00	Horizontal	Horizontal	N/A
2563.800	-43.79	7.73	-25.0	18.79	141.00	Horizontal	Horizontal	N/A
2630.200	-43.44	7.44	-25.0	18.44	128.00	Horizontal	Horizontal	N/A
7110.500	-40.76	13.74	-25.0	15.76	166.00	Horizontal	Horizontal	Pass
13401.000	-39.46	16.99	-25.0	14.46	260.00	Horizontal	Horizontal	Pass

RSE-H&V DC_2A_n38A BW20(LTE)+BW40(NR)



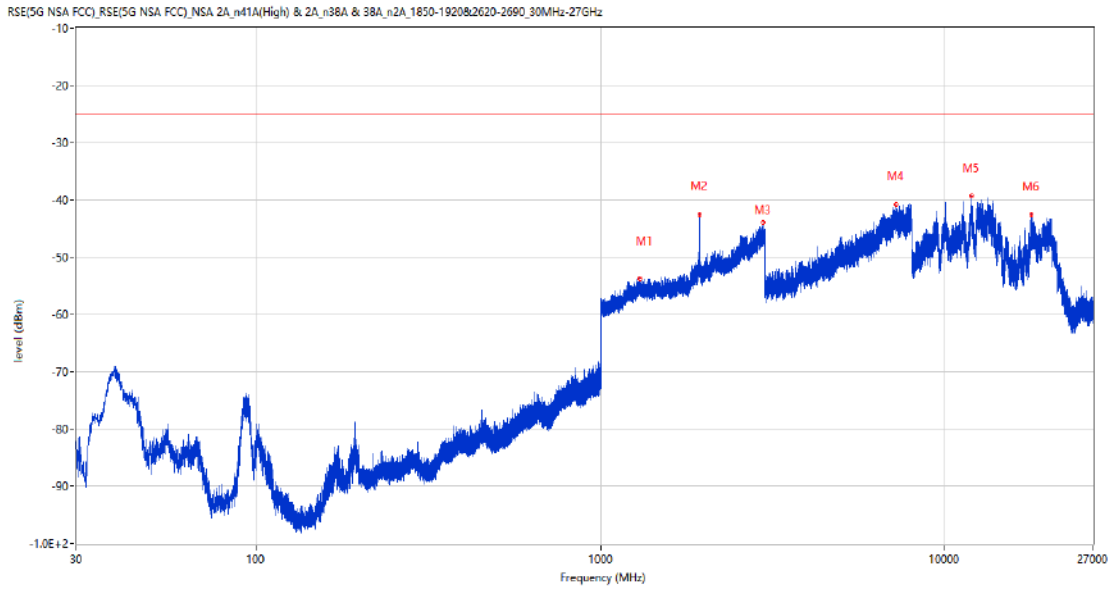
Frequency (MHz)	Result (dBm)	Factor (dB)	PK Limit (dBm)	Over Limit (dB)	Table (o)	ANT	EUT	Verdict
1445.800	-52.88	-0.63	-25.0	27.88	360.00	Horizontal	Vertical	Pass
1941.000	-37.94	1.79	-25.0	12.94	231.00	Horizontal	Vertical	N/A
3861.250	-48.74	7.09	-25.0	23.74	309.00	Horizontal	Vertical	Pass
7261.750	-39.72	14.66	-25.0	14.72	189.00	Horizontal	Vertical	Pass
13377.112	-40.01	16.79	-25.0	15.01	360.00	Horizontal	Vertical	Pass
17977.950	-42.95	13.40	-25.0	17.95	98.00	Horizontal	Vertical	Pass

RSE-V&V DC_2A_n38A BW20(LTE)+BW40(NR)



Frequency (MHz)	Result (dBm)	Factor (dB)	PK Limit (dBm)	Over Limit (dB)	Table (o)	ANT	EUT	Verdict
1300.200	-53.18	-0.57	-25.0	28.18	360.00	Vertical	Vertical	Pass
1944.300	-48.12	2.11	-25.0	23.12	86.00	Vertical	Vertical	N/A
2892.000	-43.98	10.26	-25.0	18.98	92.00	Vertical	Vertical	Pass
7532.000	-40.18	13.18	-25.0	15.18	77.00	Vertical	Vertical	Pass
11917.563	-40.02	13.96	-25.0	15.02	140.00	Vertical	Vertical	Pass
19730.250	-42.20	12.94	-25.0	17.20	360.00	Vertical	Vertical	Pass

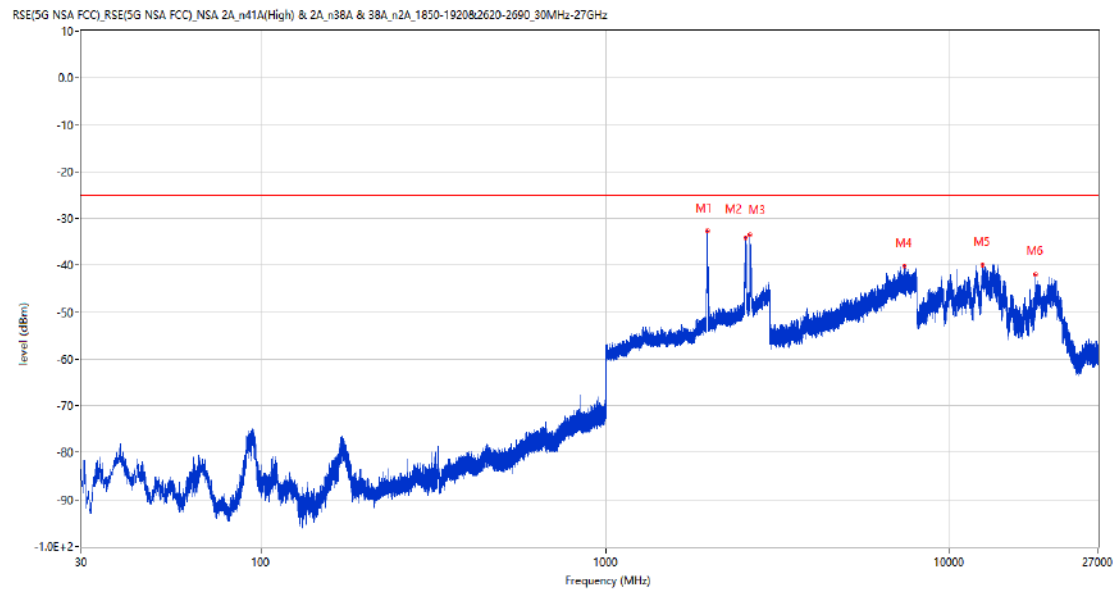
RSE-V&H DC_2A_n38A BW20(LTE)+BW40(NR)



Frequency (MHz)	Result (dBm)	Factor (dB)	PK Limit (dBm)	Over Limit (dB)	Table (o)	ANT	EUT	Verdict
1305.000	-53.71	-0.21	-25.0	28.71	360.00	Vertical	Horizontal	Pass
1939.400	-42.54	1.74	-25.0	17.54	102.00	Vertical	Horizontal	N/A
2964.600	-43.87	10.49	-25.0	18.87	248.00	Vertical	Horizontal	Pass
7203.750	-40.77	14.14	-25.0	15.77	34.00	Vertical	Horizontal	Pass
11983.350	-39.39	13.88	-25.0	14.39	227.00	Vertical	Horizontal	Pass
17913.901	-42.62	13.22	-25.0	17.62	128.00	Vertical	Horizontal	Pass

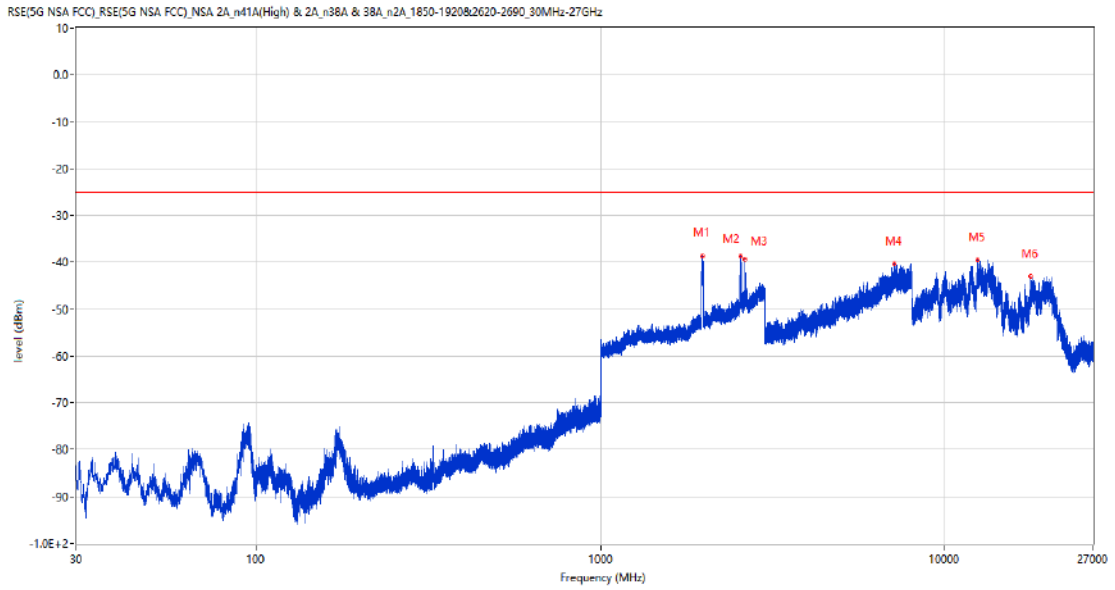
29.2 DC_2A_n38A BW20(LTE)+BW40(NR), QPSK, High Channel

RSE-H&H DC_2A_n38A BW20(LTE)+BW40(NR)



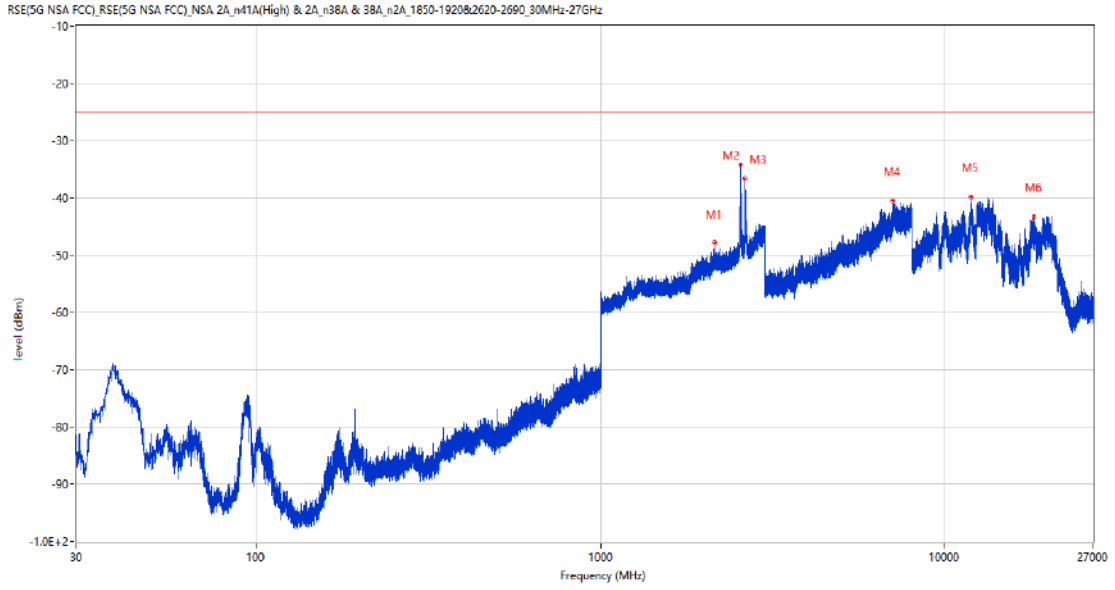
Frequency (MHz)	Result (dBm)	Factor (dB)	PK Limit (dBm)	Over Limit (dB)	Table (o)	ANT	EUT	Verdict
1981.600	-32.77	1.59	-25.0	7.77	64.00	Horizontal	Horizontal	N/A
2556.700	-34.11	7.37	-25.0	9.11	78.00	Horizontal	Horizontal	N/A
2630.200	-33.57	7.44	-25.0	8.57	151.00	Horizontal	Horizontal	N/A
7401.000	-40.13	13.85	-25.0	15.13	255.00	Horizontal	Horizontal	Pass
12502.762	-39.99	14.68	-25.0	14.99	186.00	Horizontal	Horizontal	Pass
17800.761	-41.91	13.18	-25.0	16.91	241.00	Horizontal	Horizontal	Pass

RSE-H&V DC_2A_n38A BW20(LTE)+BW40(NR)



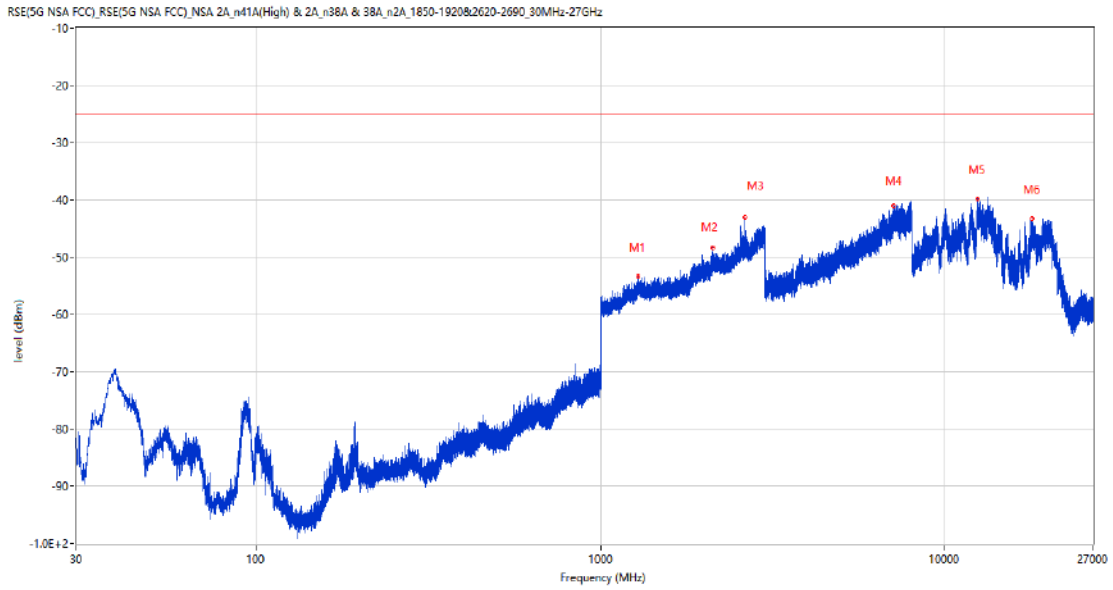
Frequency (MHz)	Result (dBm)	Factor (dB)	PK Limit (dBm)	Over Limit (dB)	Table (o)	ANT	EUT	Verdict
1981.300	-38.59	1.60	-25.0	13.59	52.00	Horizontal	Vertical	N/A
2557.100	-38.62	7.45	-25.0	13.62	360.00	Horizontal	Vertical	N/A
2629.300	-39.33	7.48	-25.0	14.33	144.00	Horizontal	Vertical	N/A
7158.750	-40.40	13.85	-25.0	15.40	212.00	Horizontal	Vertical	Pass
12500.862	-39.60	14.71	-25.0	14.60	0.00	Horizontal	Vertical	Pass
17801.026	-43.12	13.17	-25.0	18.12	205.00	Horizontal	Vertical	Pass

RSE-V&V DC_2A_n38A BW20(LTE)+BW40(NR)



Frequency (MHz)	Result (dBm)	Factor (dB)	PK Limit (dBm)	Over Limit (dB)	Table (o)	ANT	EUT	Verdict
2148.800	-47.81	4.04	-25.0	22.81	26.00	Vertical	Vertical	Pass
2556.300	-34.21	7.44	-25.0	9.21	19.00	Vertical	Vertical	N/A
2628.800	-36.62	7.50	-25.0	11.62	77.00	Vertical	Vertical	N/A
7059.750	-40.48	13.50	-25.0	15.48	177.00	Vertical	Vertical	Pass
11924.688	-39.76	13.97	-25.0	14.76	68.00	Vertical	Vertical	Pass
18206.550	-43.17	12.86	-25.0	18.17	45.00	Vertical	Vertical	Pass

RSE-V&H DC_2A_n38A BW20(LTE)+BW40(NR)

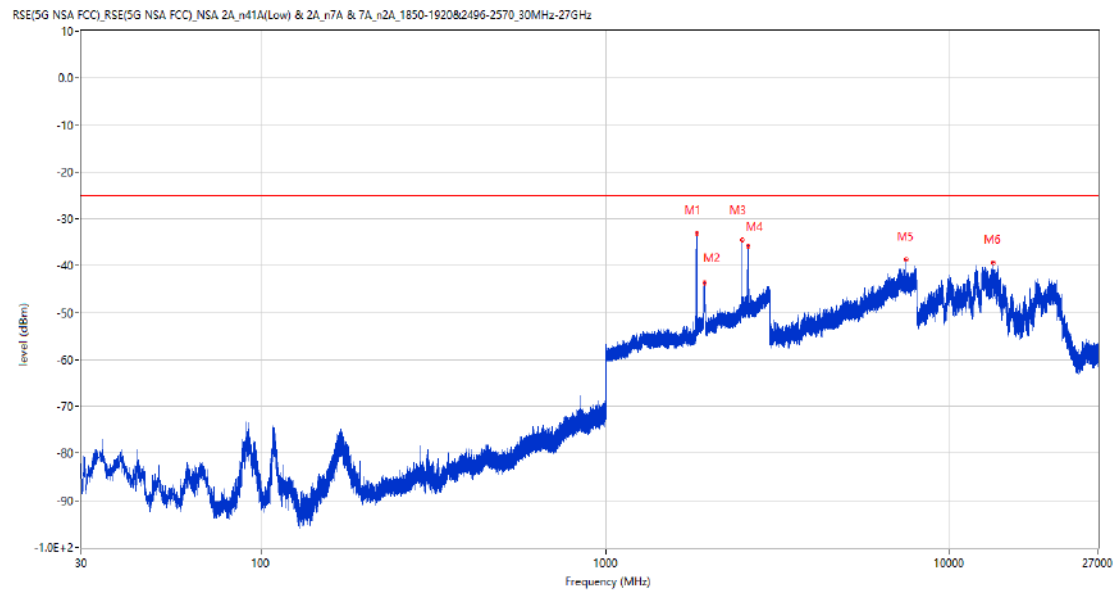


Frequency (MHz)	Result (dBm)	Factor (dB)	PK Limit (dBm)	Over Limit (dB)	Table (o)	ANT	EUT	Verdict
1283.300	-53.39	-0.61	-25.0	28.39	133.00	Vertical	Horizontal	Pass
2119.500	-48.32	3.97	-25.0	23.32	43.00	Vertical	Horizontal	Pass
2629.600	-43.02	7.45	-25.0	18.02	56.00	Vertical	Horizontal	N/A
7091.500	-41.02	13.51	-25.0	16.02	193.00	Vertical	Horizontal	Pass
12468.799	-39.75	14.44	-25.0	14.75	344.00	Vertical	Horizontal	Pass
17966.399	-43.20	13.68	-25.0	18.20	60.00	Vertical	Horizontal	Pass

30 DC_2A_n41A

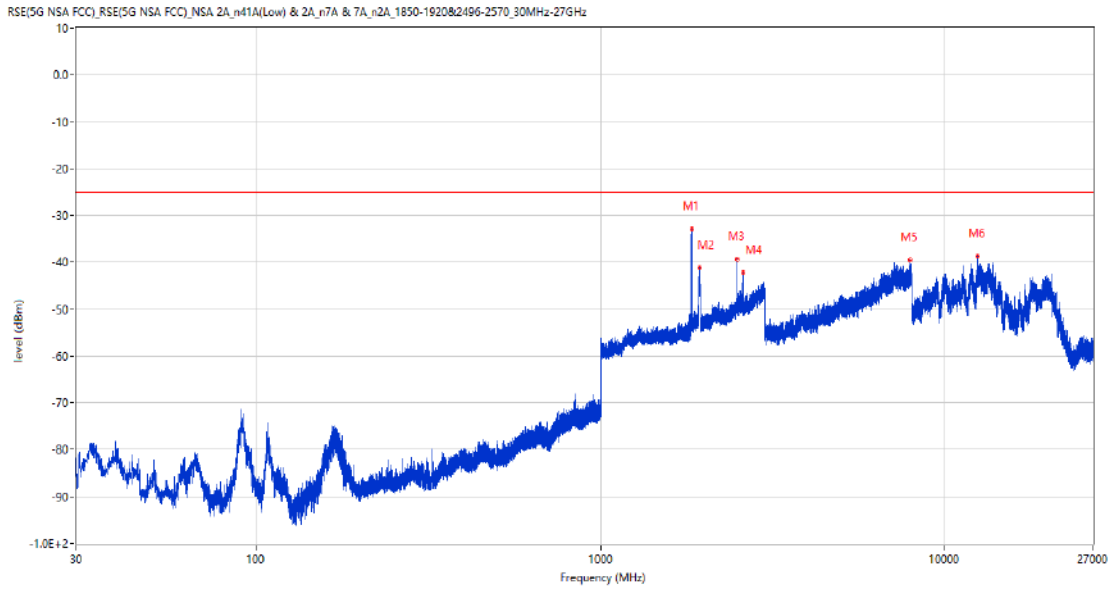
30.1 DC_2A_n41A BW20(LTE)+BW100 (NR), QPSK, Low Channel

RSE-H&H DC_2A_n41A BW20(LTE)+BW100(NR)



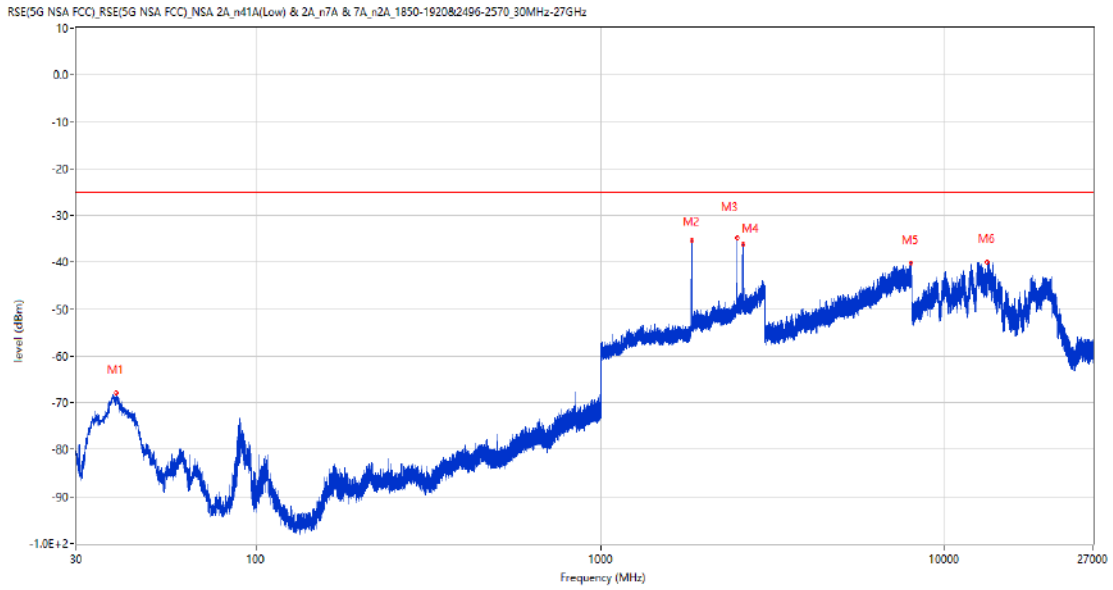
Frequency (MHz)	Result (dBm)	Factor (dB)	PK Limit (dBm)	Over Limit (dB)	Table (o)	ANT	EUT	Verdict
1839.900	-33.03	1.73	-25.0	8.03	12.00	Horizontal	Horizontal	N/A
1940.500	-43.62	1.83	-25.0	18.62	257.00	Horizontal	Horizontal	N/A
2497.800	-34.53	6.92	-25.0	9.53	362.00	Horizontal	Horizontal	N/A
2591.200	-35.78	7.25	-25.0	10.78	144.00	Horizontal	Horizontal	N/A
7490.000	-38.68	14.05	-25.0	13.68	360.00	Horizontal	Horizontal	Pass
13349.550	-39.23	16.52	-25.0	14.23	268.00	Horizontal	Horizontal	Pass

RSE-H&V DC_2A_n41A BW20(LTE)+BW100(NR)



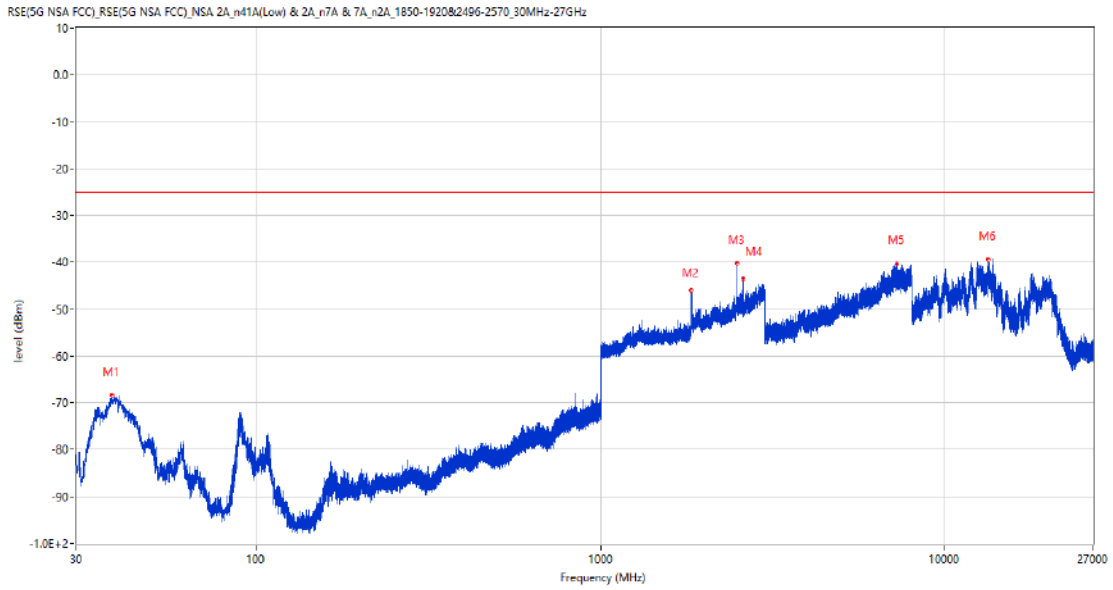
Frequency (MHz)	Result (dBm)	Factor (dB)	PK Limit (dBm)	Over Limit (dB)	Table (o)	ANT	EUT	Verdict
1840.800	-32.98	1.74	-25.0	7.98	1.00	Horizontal	Vertical	N/A
1940.500	-41.26	1.83	-25.0	16.26	190.00	Horizontal	Vertical	N/A
2497.500	-39.28	6.92	-25.0	14.28	1.00	Horizontal	Vertical	N/A
2595.800	-42.22	6.65	-25.0	17.22	106.00	Horizontal	Vertical	N/A
7944.500	-39.55	15.01	-25.0	14.55	200.00	Horizontal	Vertical	Pass
12484.950	-38.78	14.58	-25.0	13.78	81.00	Horizontal	Vertical	Pass

RSE-V&V DC_2A_n41A BW20(LTE)+BW100(NR)



Frequency (MHz)	Result (dBm)	Factor (dB)	PK Limit (dBm)	Over Limit (dB)	Table (o)	ANT	EUT	Verdict
39.264	-67.86	-19.69	-25.0	42.86	58.00	Vertical	Vertical	Pass
1840.700	-35.33	1.74	-25.0	10.33	305.00	Vertical	Vertical	N/A
2497.700	-34.84	6.92	-25.0	9.84	36.00	Vertical	Vertical	N/A
2591.300	-36.15	7.24	-25.0	11.15	28.00	Vertical	Vertical	N/A
7970.750	-40.21	15.29	-25.0	15.21	360.00	Vertical	Vertical	Pass
13325.400	-39.87	15.57	-25.0	14.87	298.00	Vertical	Vertical	Pass

RSE-V&H DC_2A_n41A BW20(LTE)+BW100(NR)



Frequency (MHz)	Result (dBm)	Factor (dB)	PK Limit (dBm)	Over Limit (dB)	Table (o)	ANT	EUT	Verdict
38.051	-68.31	-20.40	-25.0	43.31	200.00	Vertical	Horizontal	Pass
1836.200	-45.91	0.92	-25.0	20.91	1.00	Vertical	Horizontal	N/A
2497.800	-40.09	6.92	-25.0	15.09	1.00	Vertical	Horizontal	N/A
2595.900	-43.40	6.64	-25.0	18.40	37.00	Vertical	Horizontal	N/A
7260.500	-40.24	14.72	-25.0	15.24	31.00	Vertical	Horizontal	Pass
13394.437	-39.25	16.96	-25.0	14.25	89.00	Vertical	Horizontal	Pass