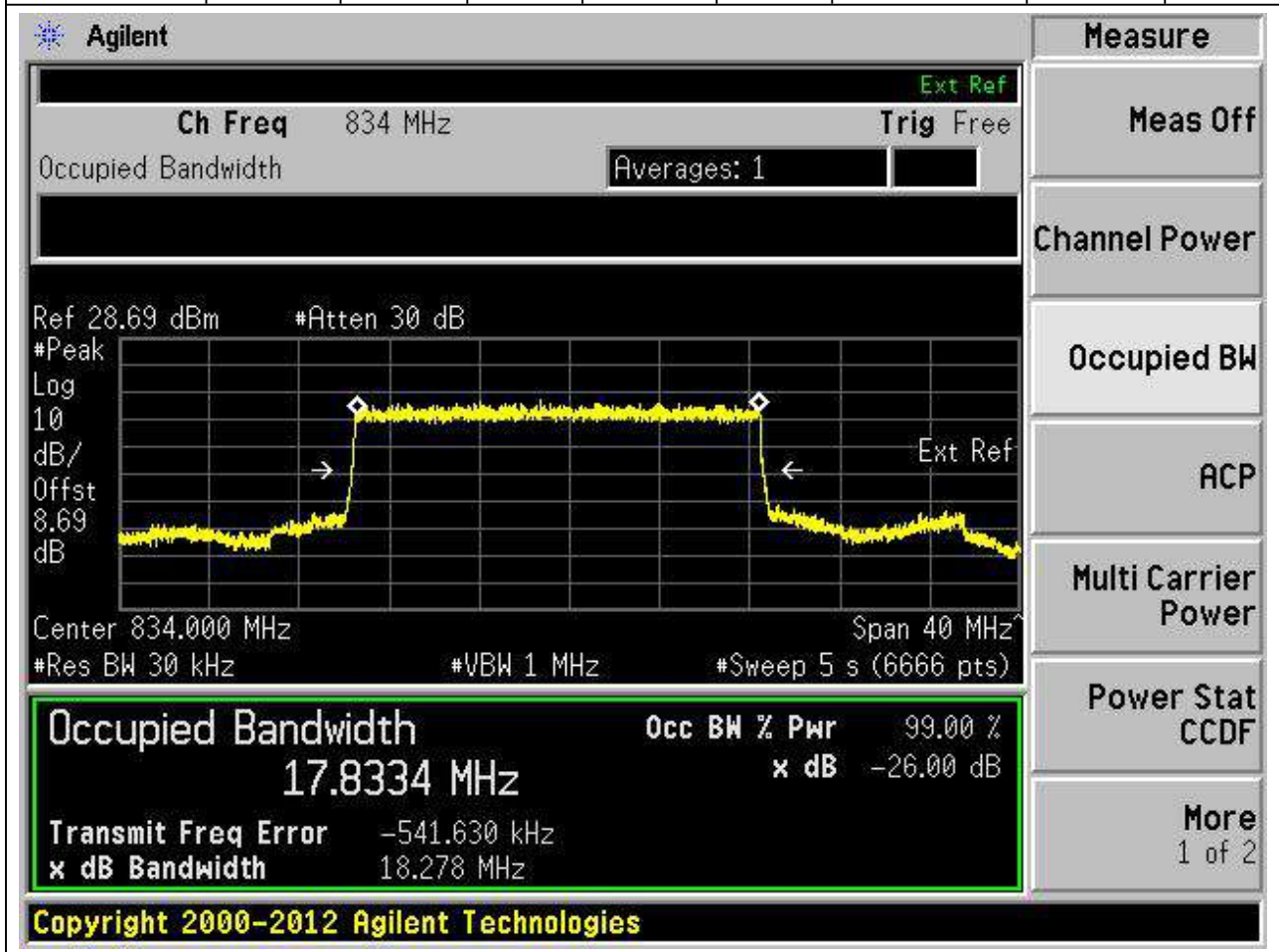


**23.19. Occupied Bandwidth for SA(NTNV)(Channel:166800, Bandwidth:20, SCS:15, OFDM:DFT-s-OFDM, Modulation:Pi/2-BPSK, RB Number:100, RB Position:0)**

Center Frequency (MHz)	OBW Power (%)	XdB Down (dB)	RBW (MHz)	Detector	OBW (MHz)	XdB Bandwidth (MHz)	Upper Limit (MHz)	Verdict
834	99	26	0.03	Peak	17.83	18.28	20	Pass



**23.20. Occupied Bandwidth for SA(NTNV)(Channel:166800, Bandwidth:20, SCS:15, OFDM:DFT-s-OFDM, Modulation:QPSK, RB Number:100, RB Position:0)**

Center Frequency (MHz)	OBW Power (%)	XdB Down (dB)	RBW (MHz)	Detector	OBW (MHz)	XdB Bandwidth (MHz)	Upper Limit (MHz)	Verdict
834	99	26	0.03	Peak	17.79	18.27	20	Pass

**Agilent**
**Measure**

Ch Freq 834 MHz Trig Free

Occupied Bandwidth Averages: 1

Ref 28.69 dBm #Atten 30 dB

#Peak Log 10 dB/Offst 8.69 dB

Center 834.000 MHz Span 40 MHz

#Res BW 30 kHz #VBW 1 MHz

#Sweep 5 s (6666 pts)

**Meas Off**

**Channel Power**

**Occupied BW**

**ACP**

**Multi Carrier Power**

**Power Stat CCDF**

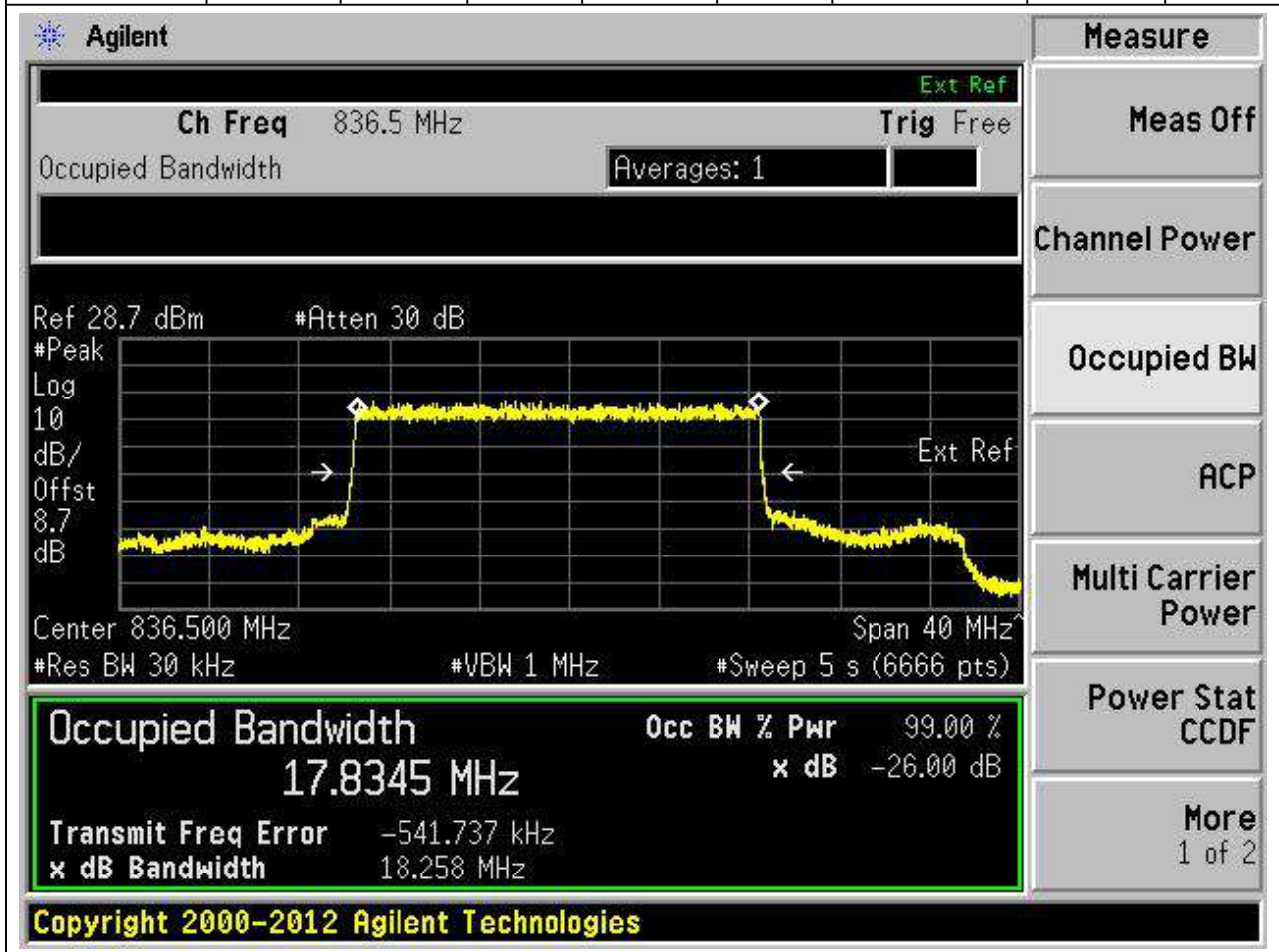
**More**  
1 of 2

<b>Occupied Bandwidth</b>	<b>Occ BW % Pwr</b> 99.00 %
17.7852 MHz	<b>x dB</b> -26.00 dB
<b>Transmit Freq Error</b> -553.595 kHz	
<b>x dB Bandwidth</b> 18.269 MHz	

**Copyright 2000-2012 Agilent Technologies**

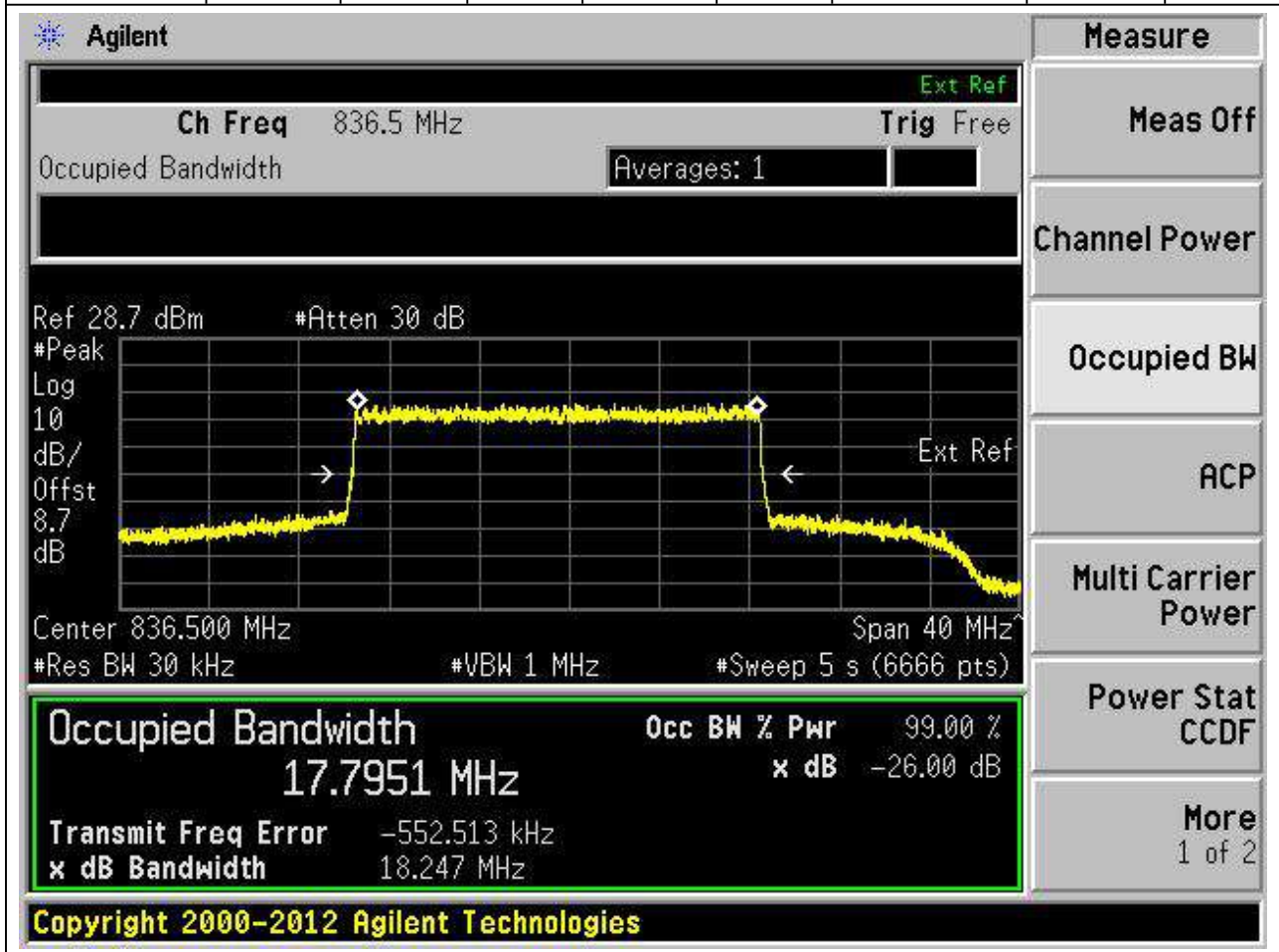
**23.21. Occupied Bandwidth for SA(NTNV)(Channel:167300, Bandwidth:20, SCS:15, OFDM:DFT-s-OFDM, Modulation:Pi/2-BPSK, RB Number:100, RB Position:0)**

Center Frequency (MHz)	OBW Power (%)	XdB Down (dB)	RBW (MHz)	Detector	OBW (MHz)	XdB Bandwidth (MHz)	Upper Limit (MHz)	Verdict
836.5	99	26	0.03	Peak	17.83	18.26	20	Pass



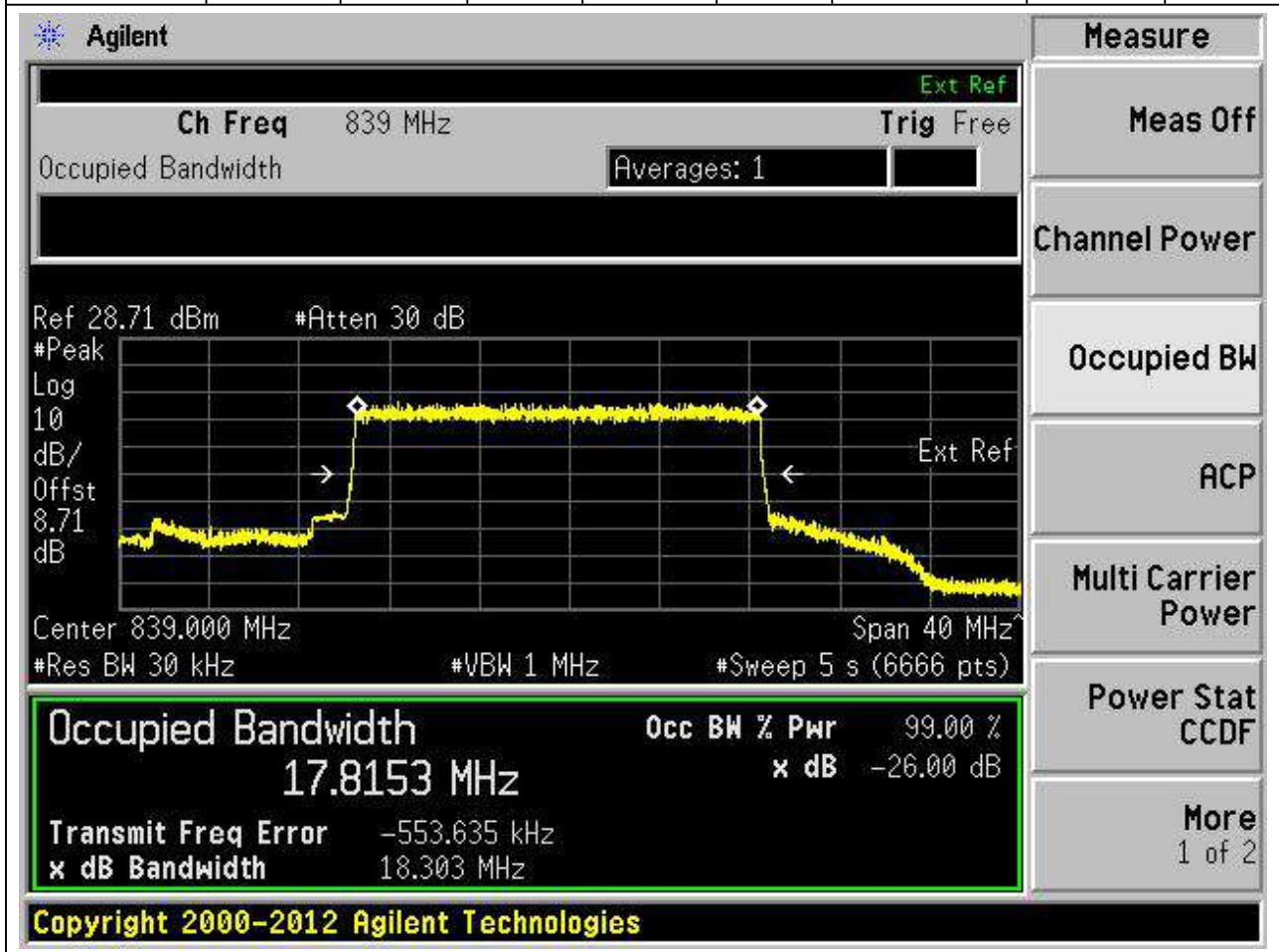
**23.22. Occupied Bandwidth for SA(NTNV)(Channel:167300, Bandwidth:20, SCS:15, OFDM:DFT-s-OFDM, Modulation:QPSK, RB Number:100, RB Position:0)**

Center Frequency (MHz)	OBW Power (%)	XdB Down (dB)	RBW (MHz)	Detector	OBW (MHz)	XdB Bandwidth (MHz)	Upper Limit (MHz)	Verdict
836.5	99	26	0.03	Peak	17.8	18.25	20	Pass



**23.23. Occupied Bandwidth for SA(NTNV)(Channel:167800, Bandwidth:20, SCS:15, OFDM:DFT-s-OFDM, Modulation:Pi/2-BPSK, RB Number:100, RB Position:0)**

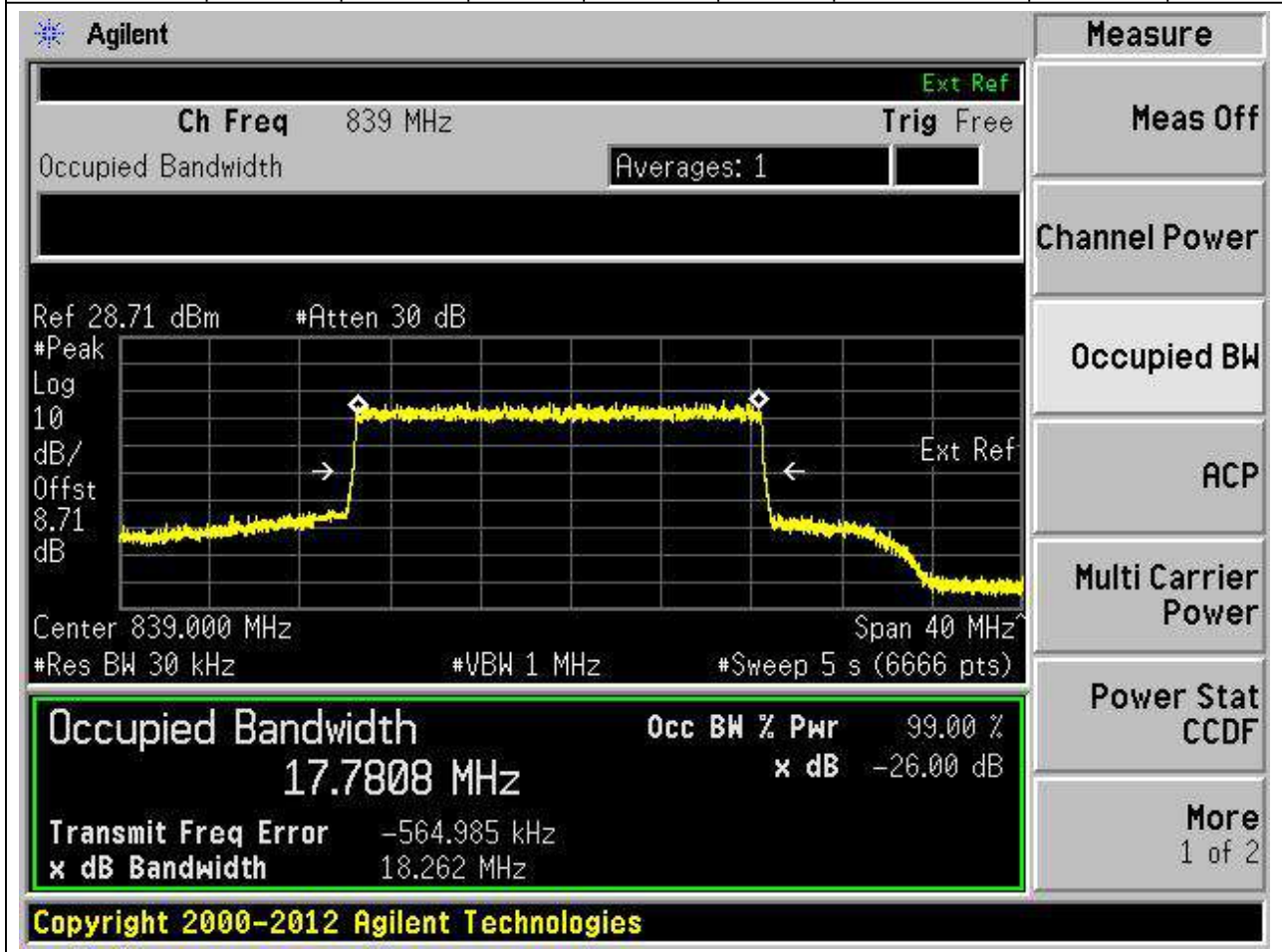
Center Frequency (MHz)	OBW Power (%)	XdB Down (dB)	RBW (MHz)	Detector	OBW (MHz)	XdB Bandwidth (MHz)	Upper Limit (MHz)	Verdict
839	99	26	0.03	Peak	17.82	18.3	20	Pass





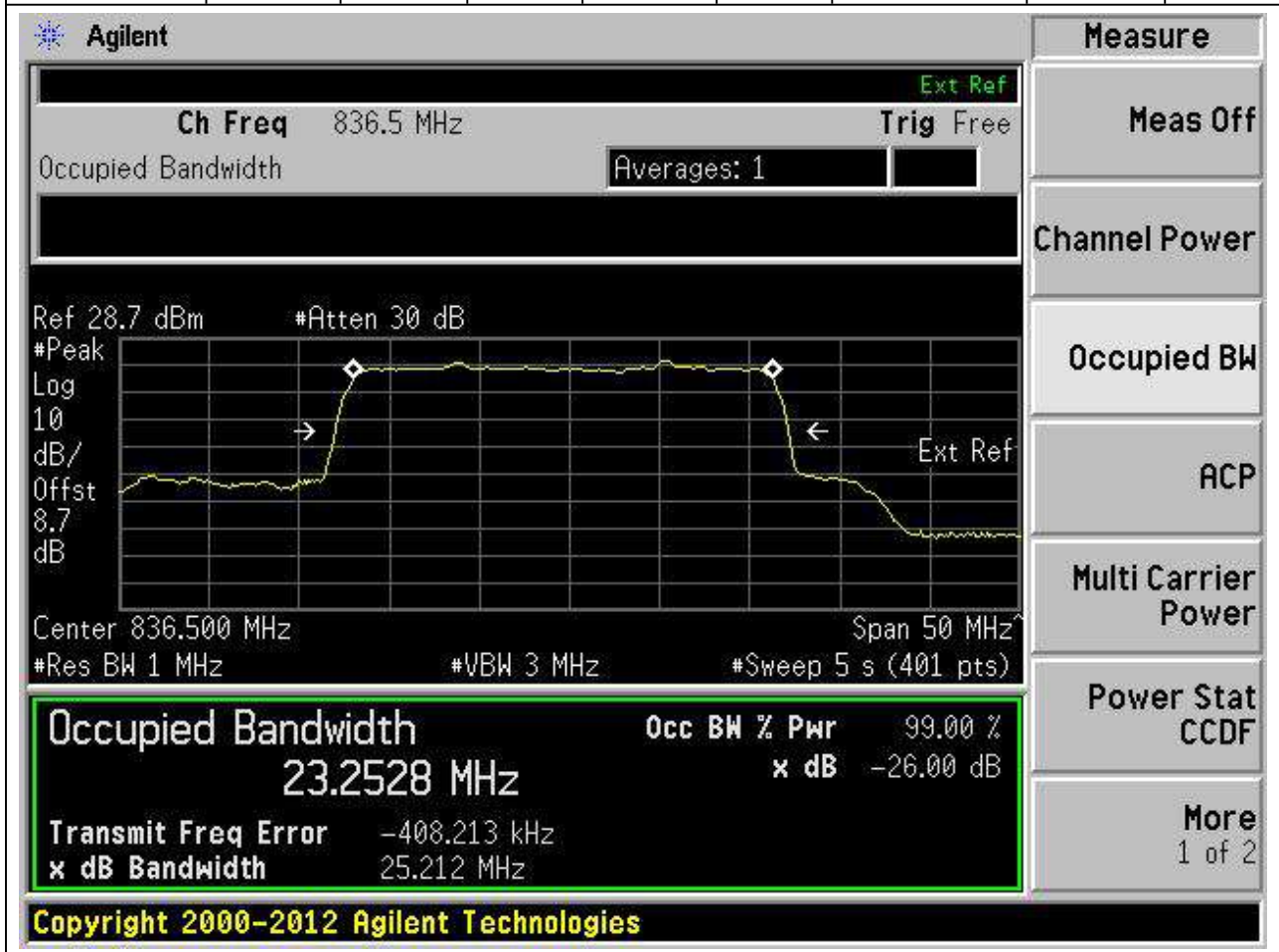
**23.24. Occupied Bandwidth for SA(NTNV)(Channel:167800, Bandwidth:20, SCS:15, OFDM:DFT-s-OFDM, Modulation:QPSK, RB Number:100, RB Position:0)**

Center Frequency (MHz)	OBW Power (%)	XdB Down (dB)	RBW (MHz)	Detector	OBW (MHz)	XdB Bandwidth (MHz)	Upper Limit (MHz)	Verdict
839	99	26	0.03	Peak	17.78	18.26	20	Pass



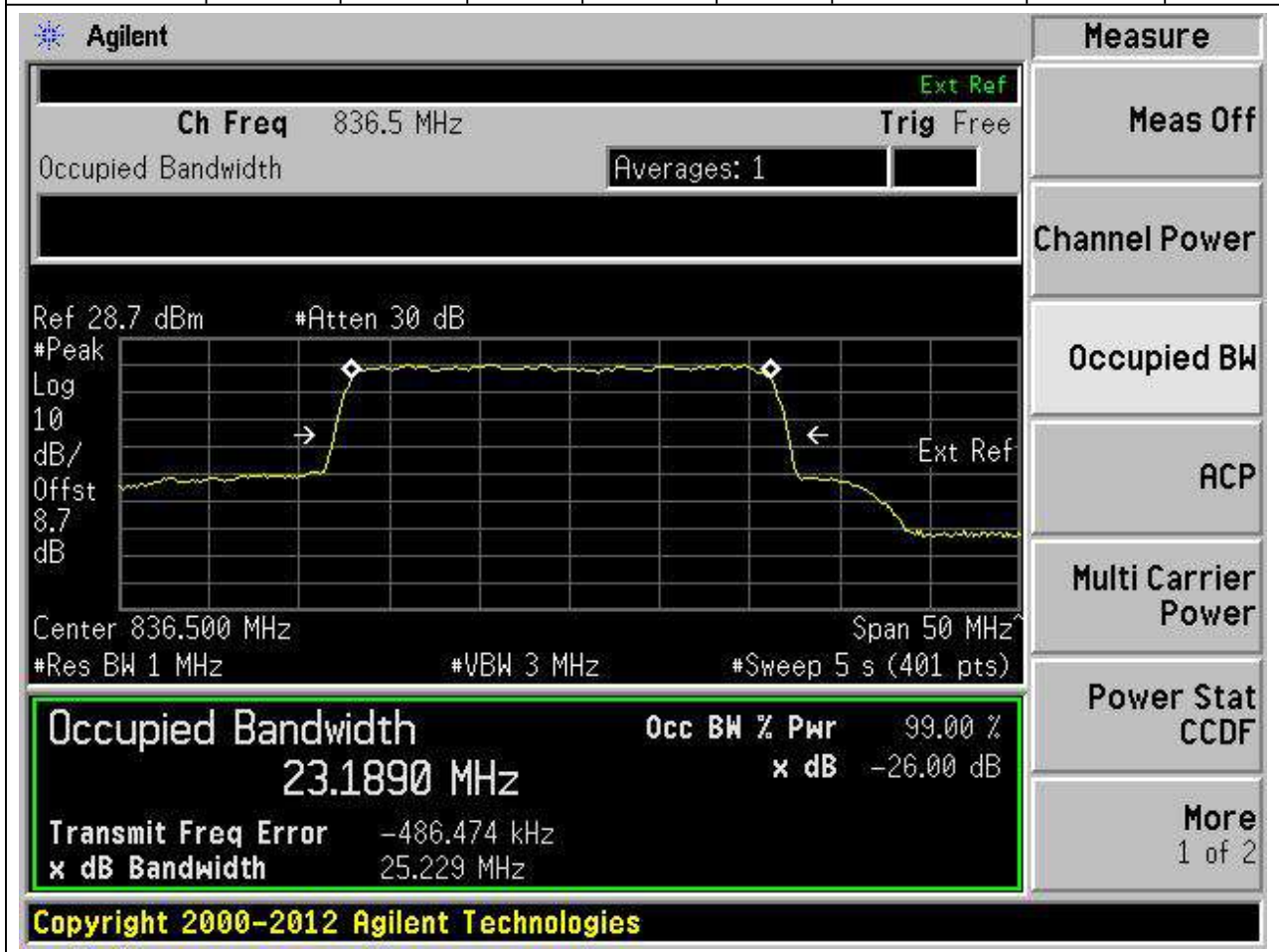
**23.25. Occupied Bandwidth for SA(NTNV)(Channel:167300, Bandwidth:25, SCS:15, OFDM:DFT-s-OFDM, Modulation:Pi/2-BPSK, RB Number:128, RB Position:0)**

Center Frequency (MHz)	OBW Power (%)	XdB Down (dB)	RBW (MHz)	Detector	OBW (MHz)	XdB Bandwidth (MHz)	Upper Limit (MHz)	Verdict
836.5	99	26	1	Peak	23.25	25.21	25	Pass



**23.26. Occupied Bandwidth for SA(NTNV)(Channel:167300, Bandwidth:25, SCS:15, OFDM:DFT-s-OFDM, Modulation:QPSK, RB Number:128, RB Position:0)**

Center Frequency (MHz)	OBW Power (%)	XdB Down (dB)	RBW (MHz)	Detector	OBW (MHz)	XdB Bandwidth (MHz)	Upper Limit (MHz)	Verdict
836.5	99	26	1	Peak	23.19	25.23	25	Pass

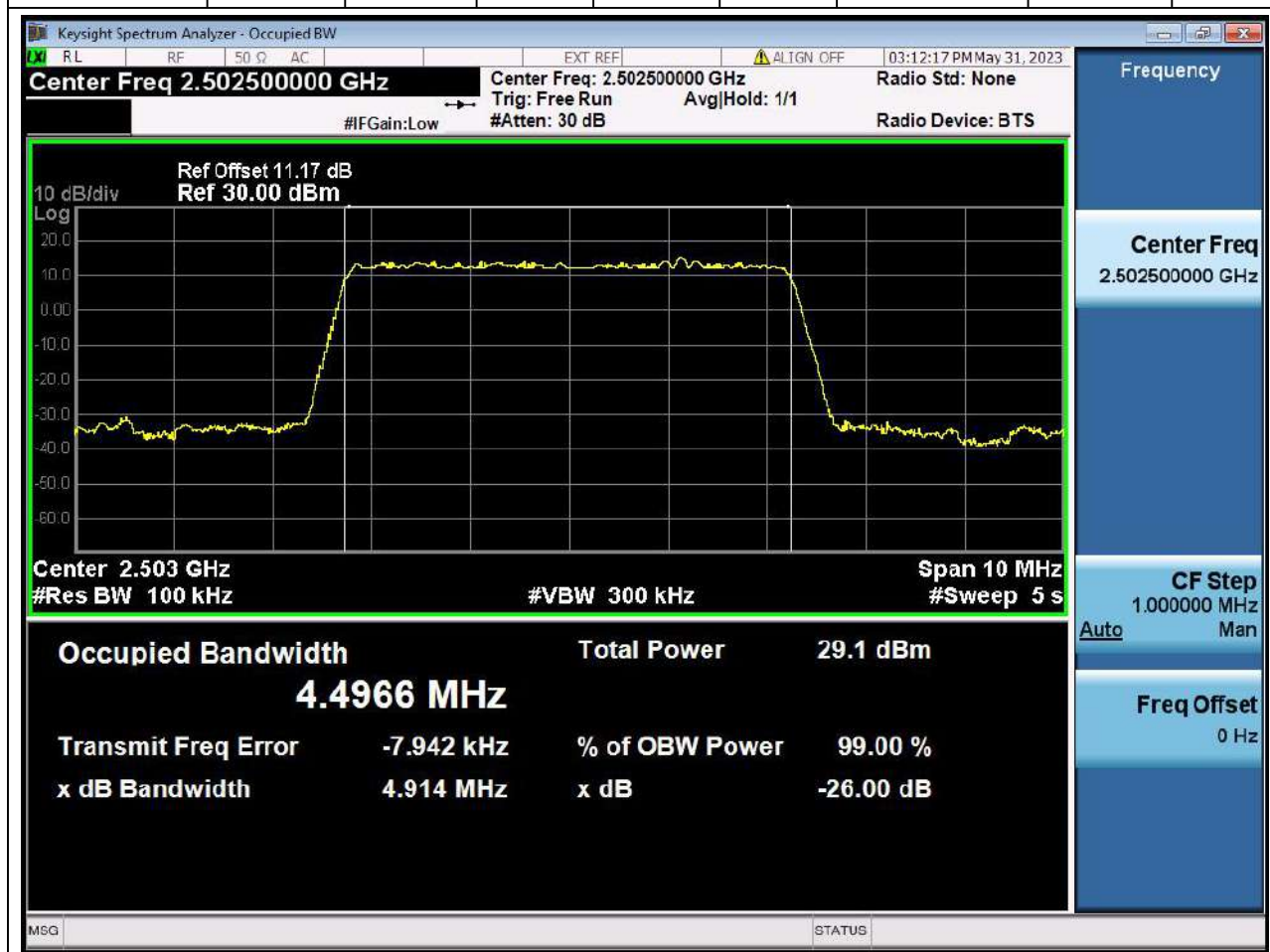




## 24. n7

### 24.1. Occupied Bandwidth for SA(NTNV)(Channel:500500, Bandwidth:5, SCS:15, OFDM:DFT-s-OFDM, Modulation:Pi/2-BPSK, RB Number:25, RB Position:0)

Center Frequency (MHz)	OBW Power (%)	XdB Down (dB)	RBW (MHz)	Detector	OBW (MHz)	XdB Bandwidth (MHz)	Upper Limit (MHz)	Verdict
2502.5	99	26	0.1	Peak	4.5	4.91	5	Pass



**24.2. Occupied Bandwidth for SA(NTNV)(Channel:500500, Bandwidth:5, SCS:15, OFDM:DFT-s-OFDM, Modulation:QPSK, RB Number:25, RB Position:0)**

Center Frequency (MHz)	OBW Power (%)	XdB Down (dB)	RBW (MHz)	Detector	OBW (MHz)	XdB Bandwidth (MHz)	Upper Limit (MHz)	Verdict
2502.5	99	26	0.1	Peak	4.48	4.89	5	Pass



**24.3. Occupied Bandwidth for SA(NTNV)(Channel:507000, Bandwidth:5, SCS:15, OFDM:DFT-s-OFDM, Modulation:Pi/2-BPSK, RB Number:25, RB Position:0)**

Center Frequency (MHz)	OBW Power (%)	XdB Down (dB)	RBW (MHz)	Detector	OBW (MHz)	XdB Bandwidth (MHz)	Upper Limit (MHz)	Verdict
2535	99	26	0.1	Peak	4.47	4.89	5	Pass



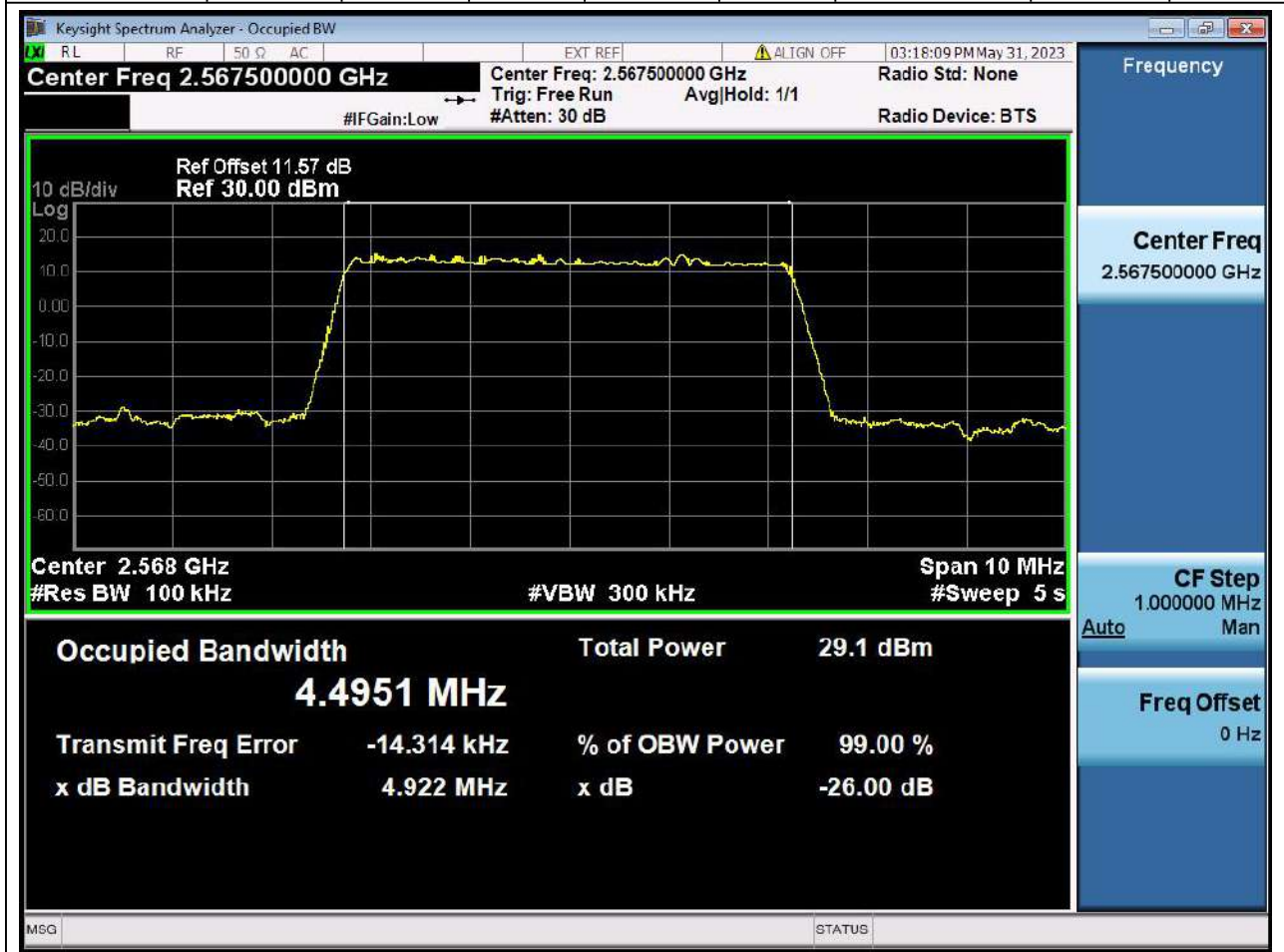
**24.4. Occupied Bandwidth for SA(NTNV)(Channel:507000, Bandwidth:5, SCS:15, OFDM:DFT-s-OFDM, Modulation:QPSK, RB Number:25, RB Position:0)**

Center Frequency (MHz)	OBW Power (%)	XdB Down (dB)	RBW (MHz)	Detector	OBW (MHz)	XdB Bandwidth (MHz)	Upper Limit (MHz)	Verdict
2535	99	26	0.1	Peak	4.5	4.92	5	Pass



**24.5. Occupied Bandwidth for SA(NTNV)(Channel:513500, Bandwidth:5, SCS:15, OFDM:DFT-s-OFDM, Modulation:Pi/2-BPSK, RB Number:25, RB Position:0)**

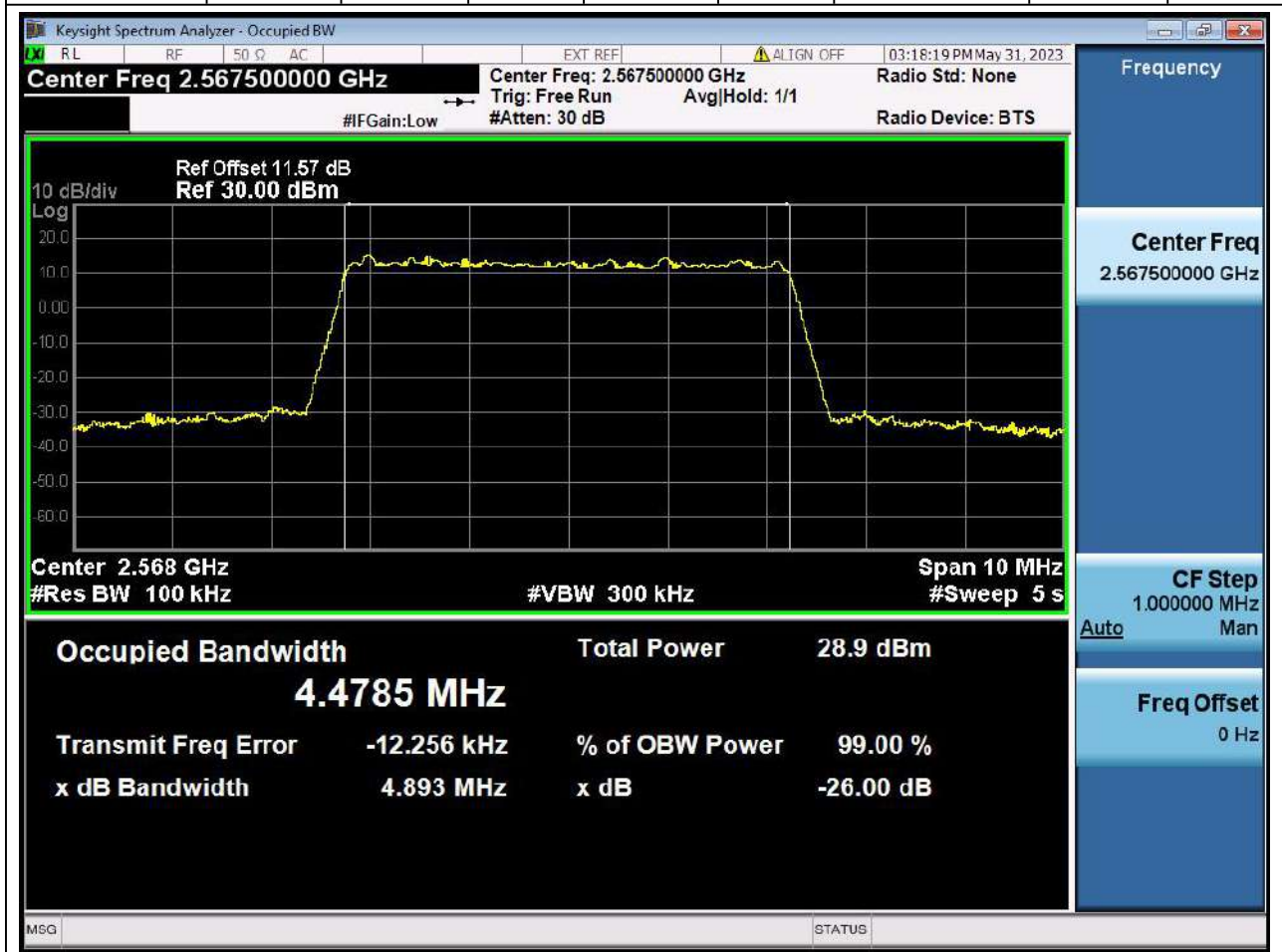
Center Frequency (MHz)	OBW Power (%)	XdB Down (dB)	RBW (MHz)	Detector	OBW (MHz)	XdB Bandwidth (MHz)	Upper Limit (MHz)	Verdict
2567.5	99	26	0.1	Peak	4.5	4.92	5	Pass





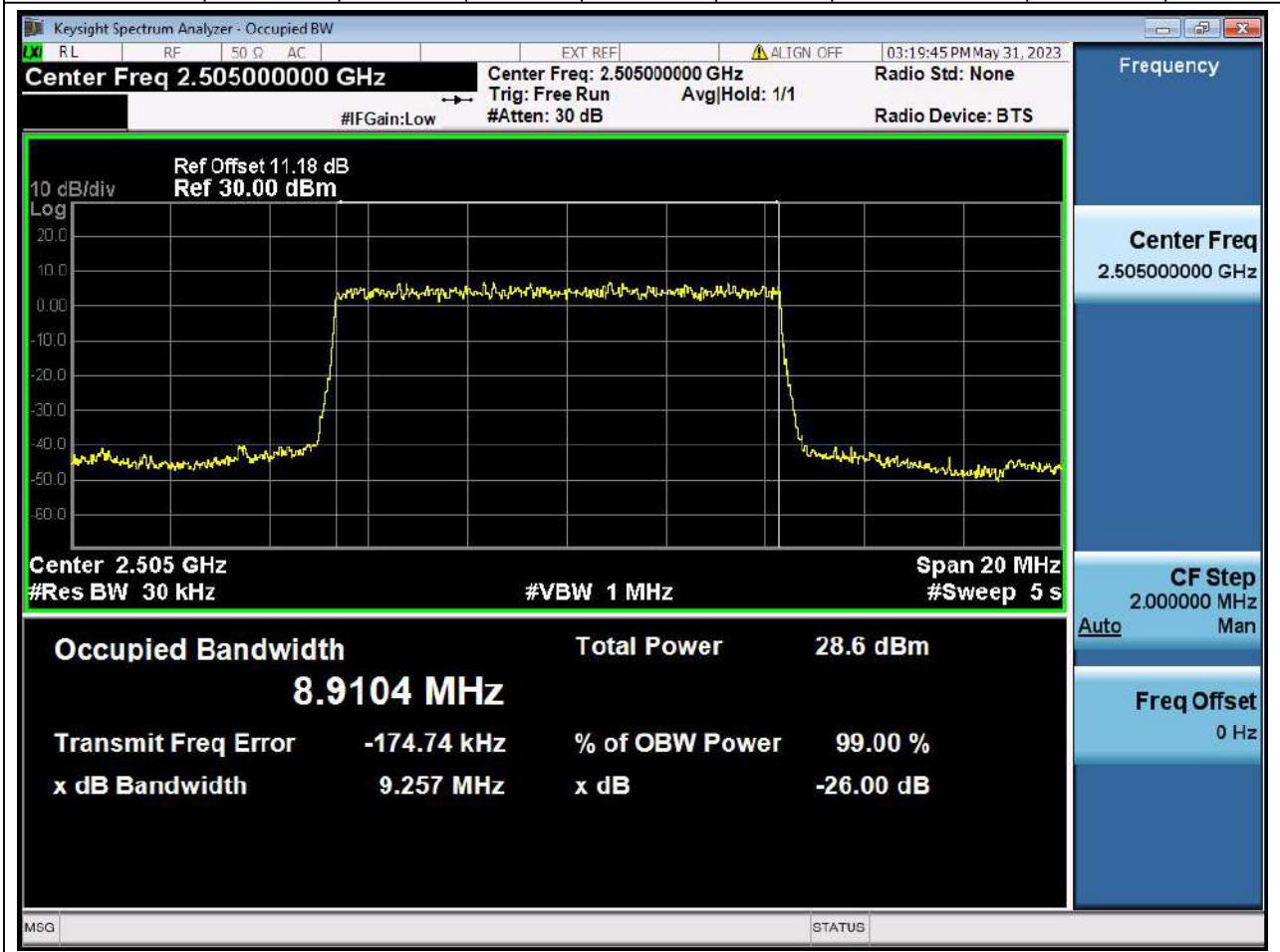
**24.6. Occupied Bandwidth for SA(NTNV)(Channel:513500, Bandwidth:5, SCS:15, OFDM:DFT-s-OFDM, Modulation:QPSK, RB Number:25, RB Position:0)**

Center Frequency (MHz)	OBW Power (%)	XdB Down (dB)	RBW (MHz)	Detector	OBW (MHz)	XdB Bandwidth (MHz)	Upper Limit (MHz)	Verdict
2567.5	99	26	0.1	Peak	4.48	4.89	5	Pass



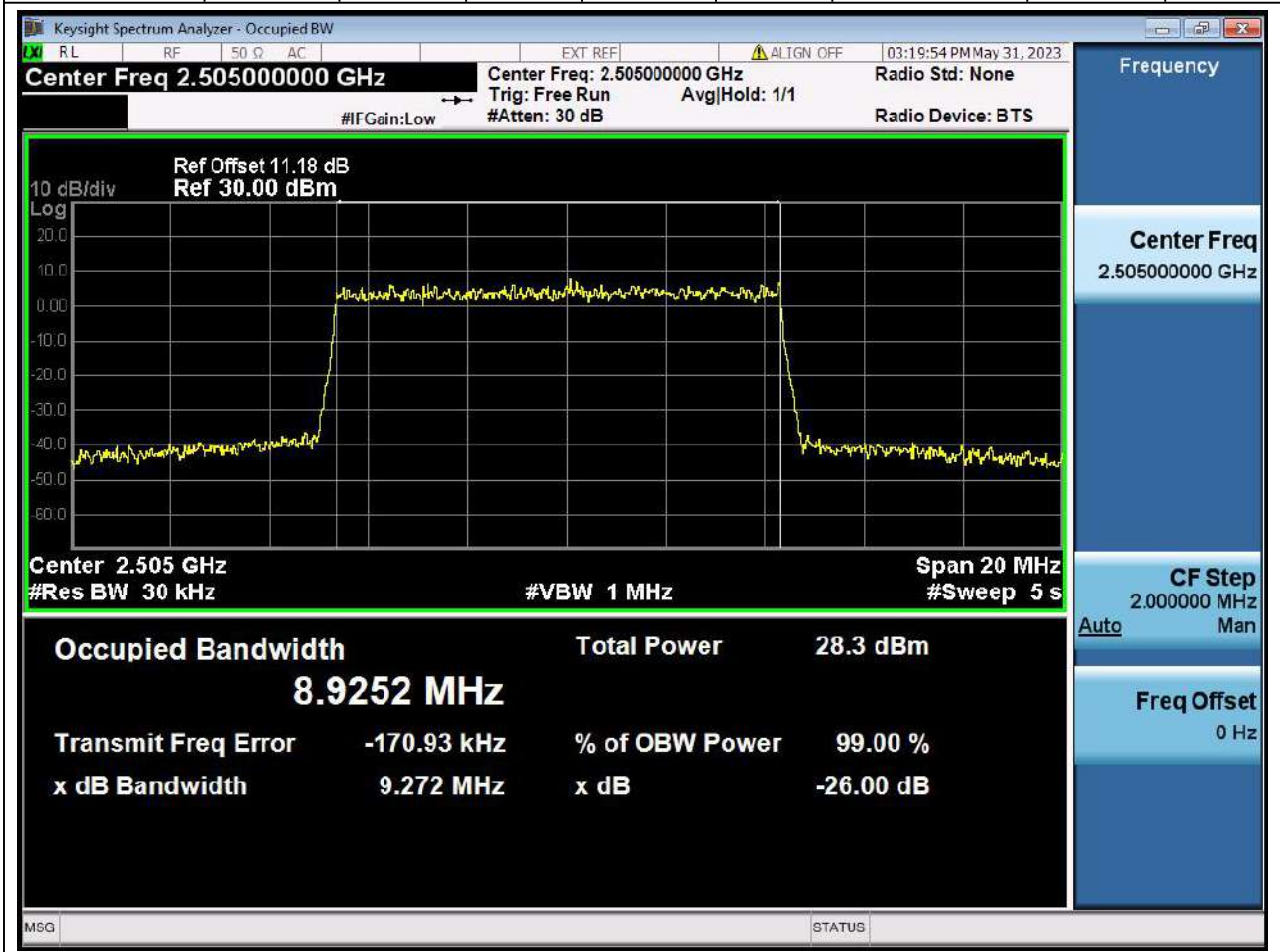
**24.7. Occupied Bandwidth for SA(NTNV)(Channel:501000, Bandwidth:10, SCS:15, OFDM:DFT-s-OFDM, Modulation:Pi/2-BPSK, RB Number:50, RB Position:0)**

Center Frequency (MHz)	OBW Power (%)	XdB Down (dB)	RBW (MHz)	Detector	OBW (MHz)	XdB Bandwidth (MHz)	Upper Limit (MHz)	Verdict
2505	99	26	0.03	Peak	8.91	9.26	10	Pass



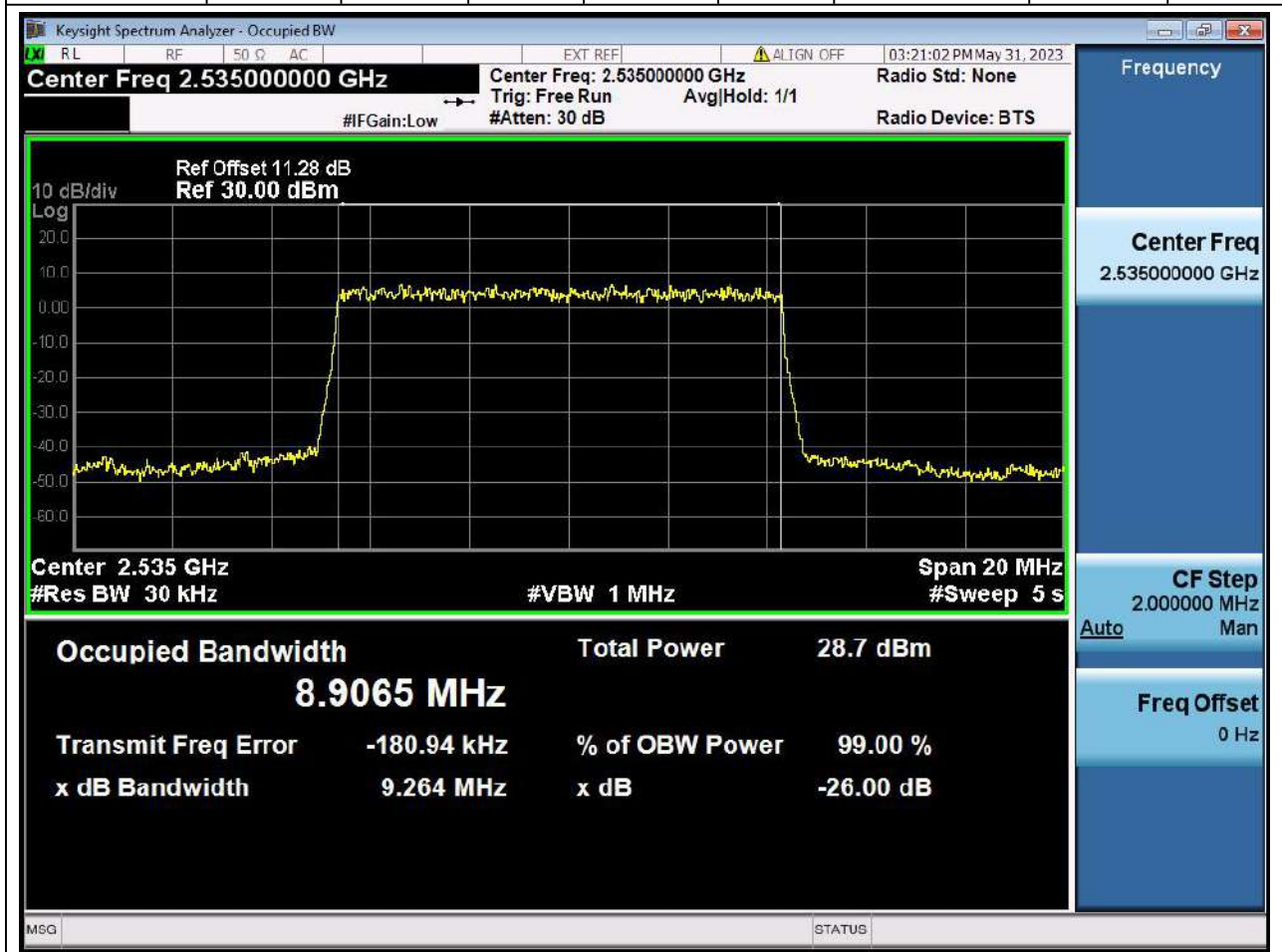
**24.8. Occupied Bandwidth for SA(NTNV)(Channel:501000, Bandwidth:10, SCS:15, OFDM:DFT-s-OFDM, Modulation:QPSK, RB Number:50, RB Position:0)**

Center Frequency (MHz)	OBW Power (%)	XdB Down (dB)	RBW (MHz)	Detector	OBW (MHz)	XdB Bandwidth (MHz)	Upper Limit (MHz)	Verdict
2505	99	26	0.03	Peak	8.93	9.27	10	Pass



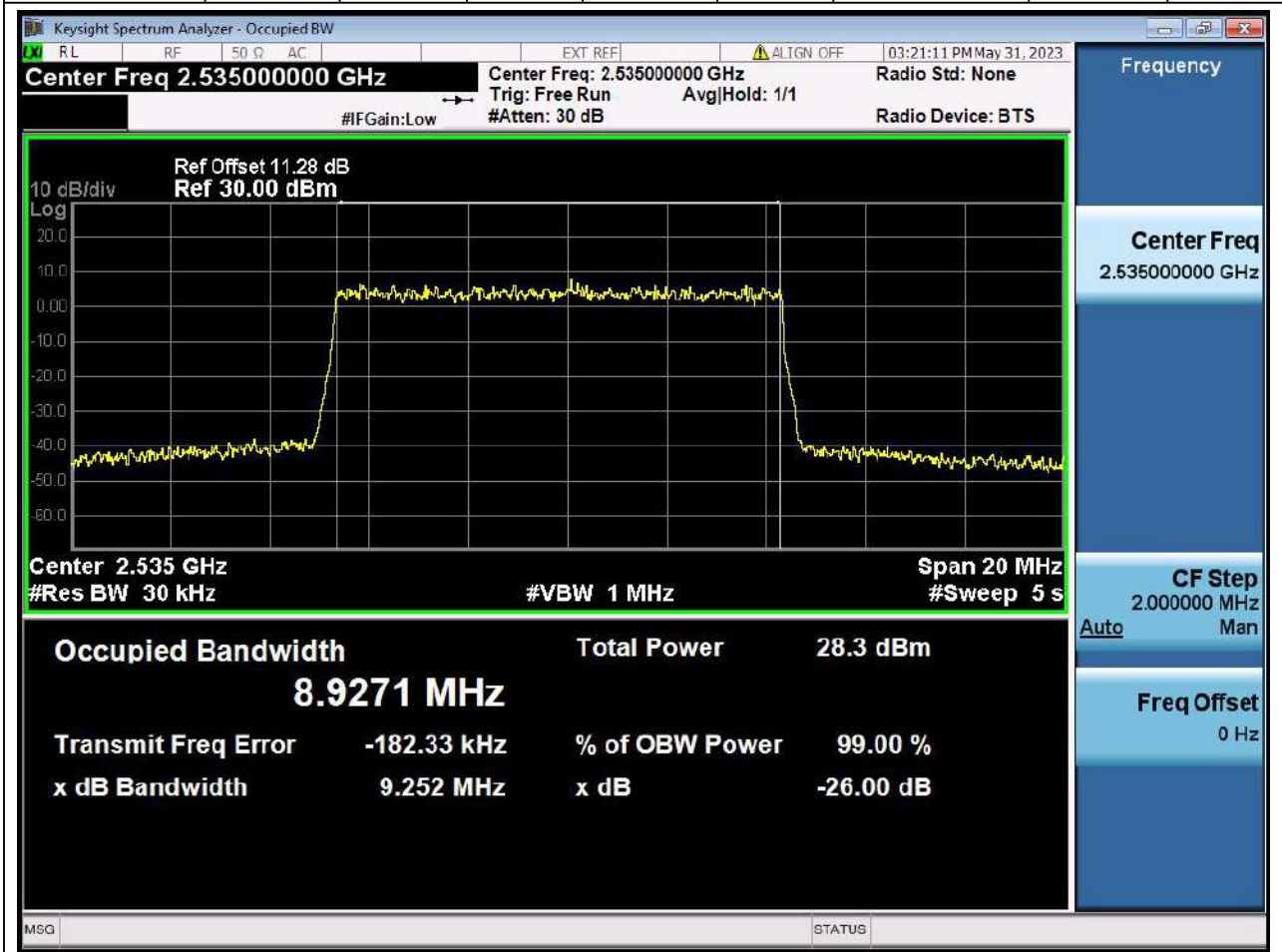
**24.9. Occupied Bandwidth for SA(NTNV)(Channel:507000, Bandwidth:10, SCS:15, OFDM:DFT-s-OFDM, Modulation:Pi/2-BPSK, RB Number:50, RB Position:0)**

Center Frequency (MHz)	OBW Power (%)	XdB Down (dB)	RBW (MHz)	Detector	OBW (MHz)	XdB Bandwidth (MHz)	Upper Limit (MHz)	Verdict
2535	99	26	0.03	Peak	8.91	9.26	10	Pass



**24.10. Occupied Bandwidth for SA(NTNV)(Channel:507000, Bandwidth:10, SCS:15, OFDM:DFT-s-OFDM, Modulation:QPSK, RB Number:50, RB Position:0)**

Center Frequency (MHz)	OBW Power (%)	XdB Down (dB)	RBW (MHz)	Detector	OBW (MHz)	XdB Bandwidth (MHz)	Upper Limit (MHz)	Verdict
2535	99	26	0.03	Peak	8.93	9.25	10	Pass

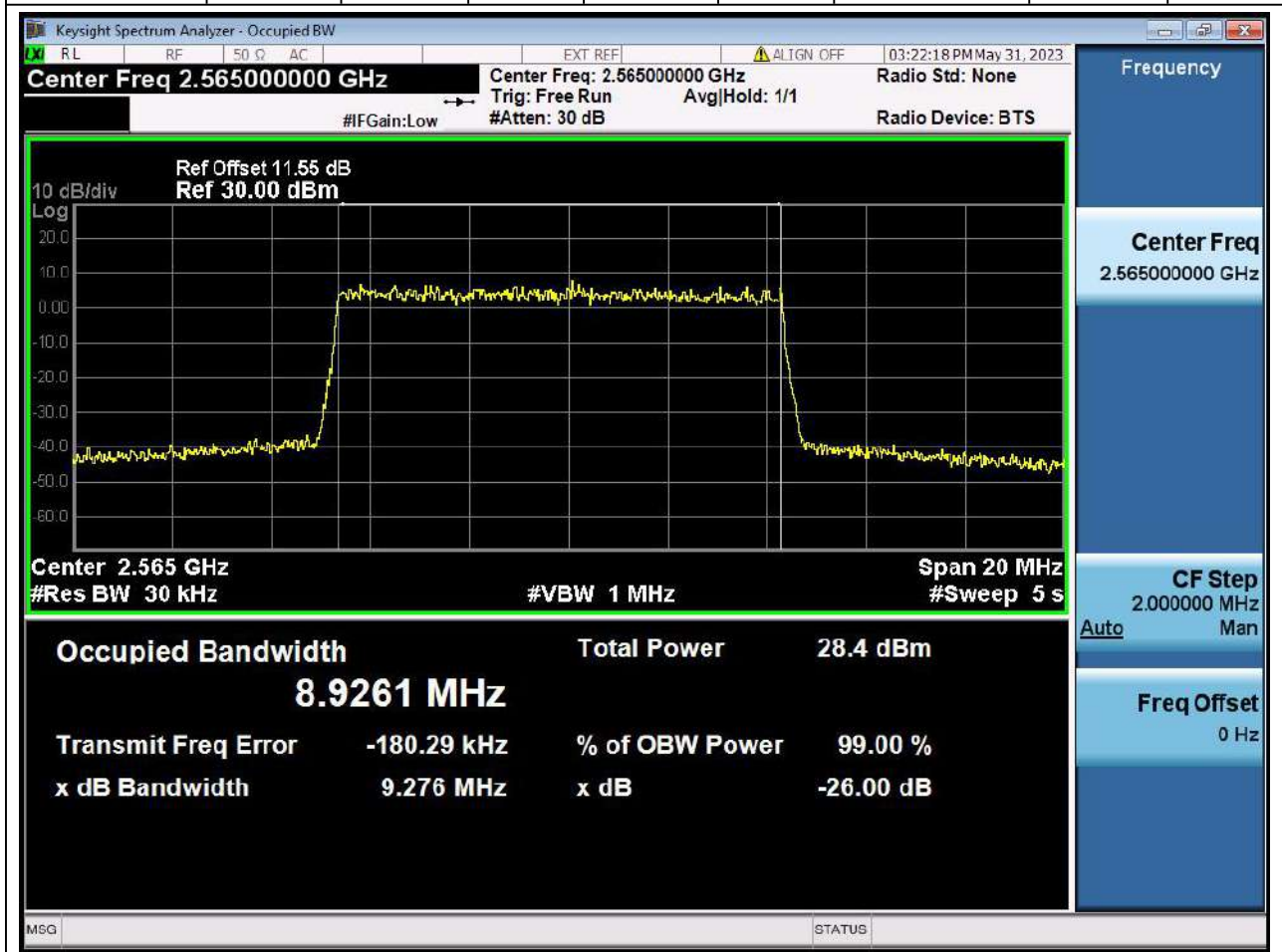






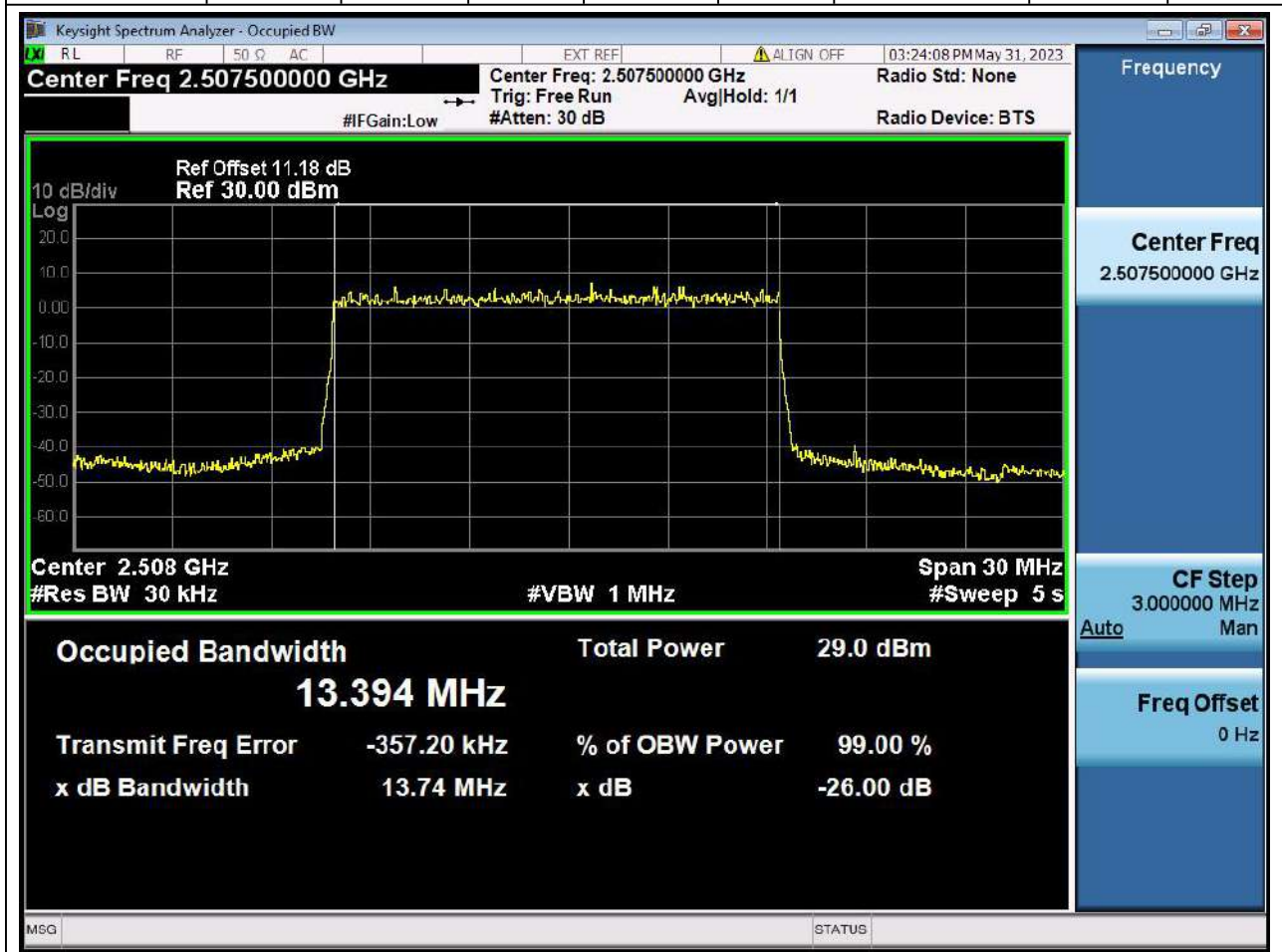
**24.12. Occupied Bandwidth for SA(NTNV)(Channel:513000, Bandwidth:10, SCS:15, OFDM:DFT-s-OFDM, Modulation:QPSK, RB Number:50, RB Position:0)**

Center Frequency (MHz)	OBW Power (%)	XdB Down (dB)	RBW (MHz)	Detector	OBW (MHz)	XdB Bandwidth (MHz)	Upper Limit (MHz)	Verdict
2565	99	26	0.03	Peak	8.93	9.28	10	Pass



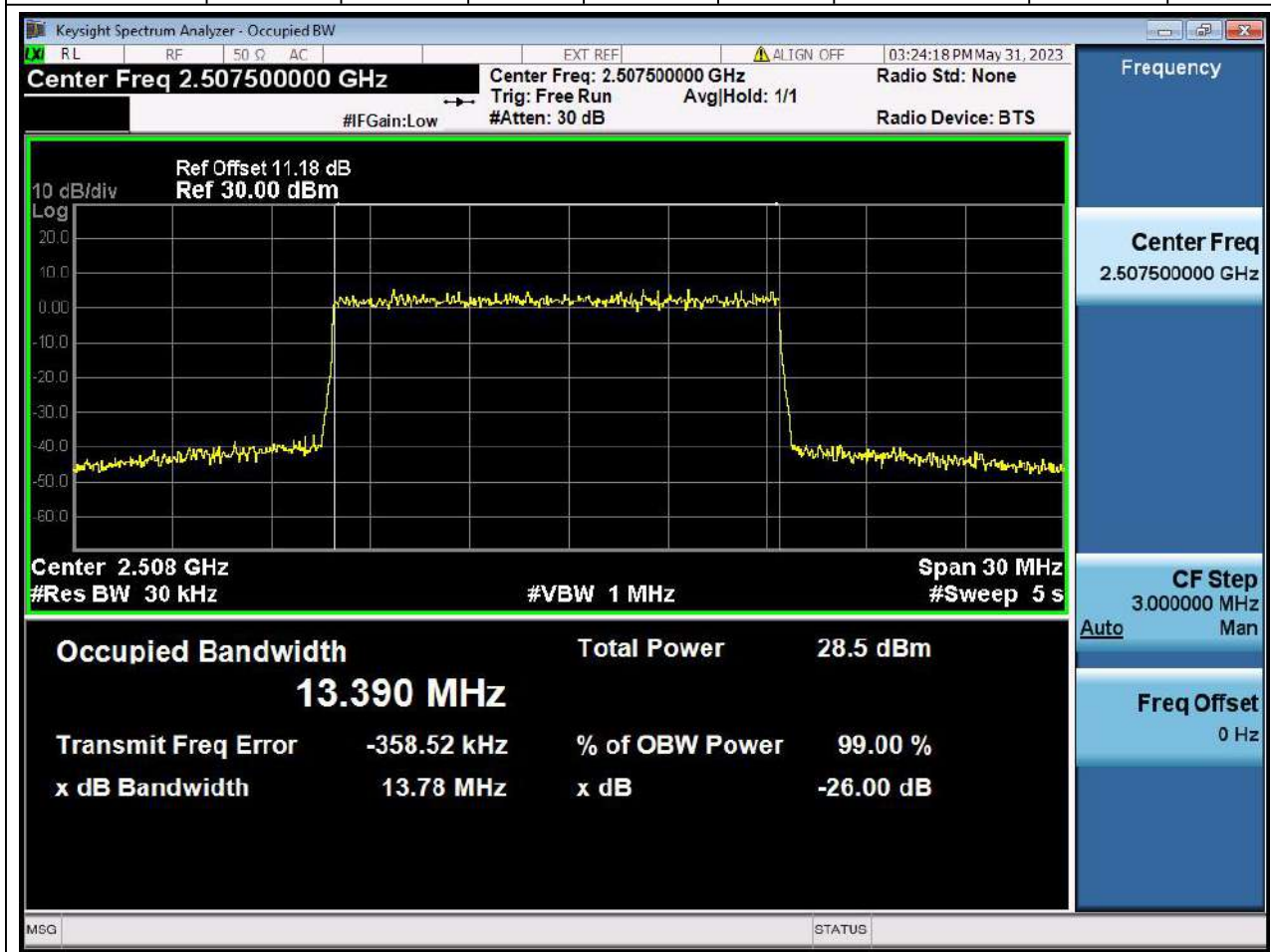
**24.13. Occupied Bandwidth for SA(NTNV)(Channel:501500, Bandwidth:15, SCS:15, OFDM:DFT-s-OFDM, Modulation:Pi/2-BPSK, RB Number:75, RB Position:0)**

Center Frequency (MHz)	OBW Power (%)	XdB Down (dB)	RBW (MHz)	Detector	OBW (MHz)	XdB Bandwidth (MHz)	Upper Limit (MHz)	Verdict
2507.5	99	26	0.03	Peak	13.39	13.74	15	Pass



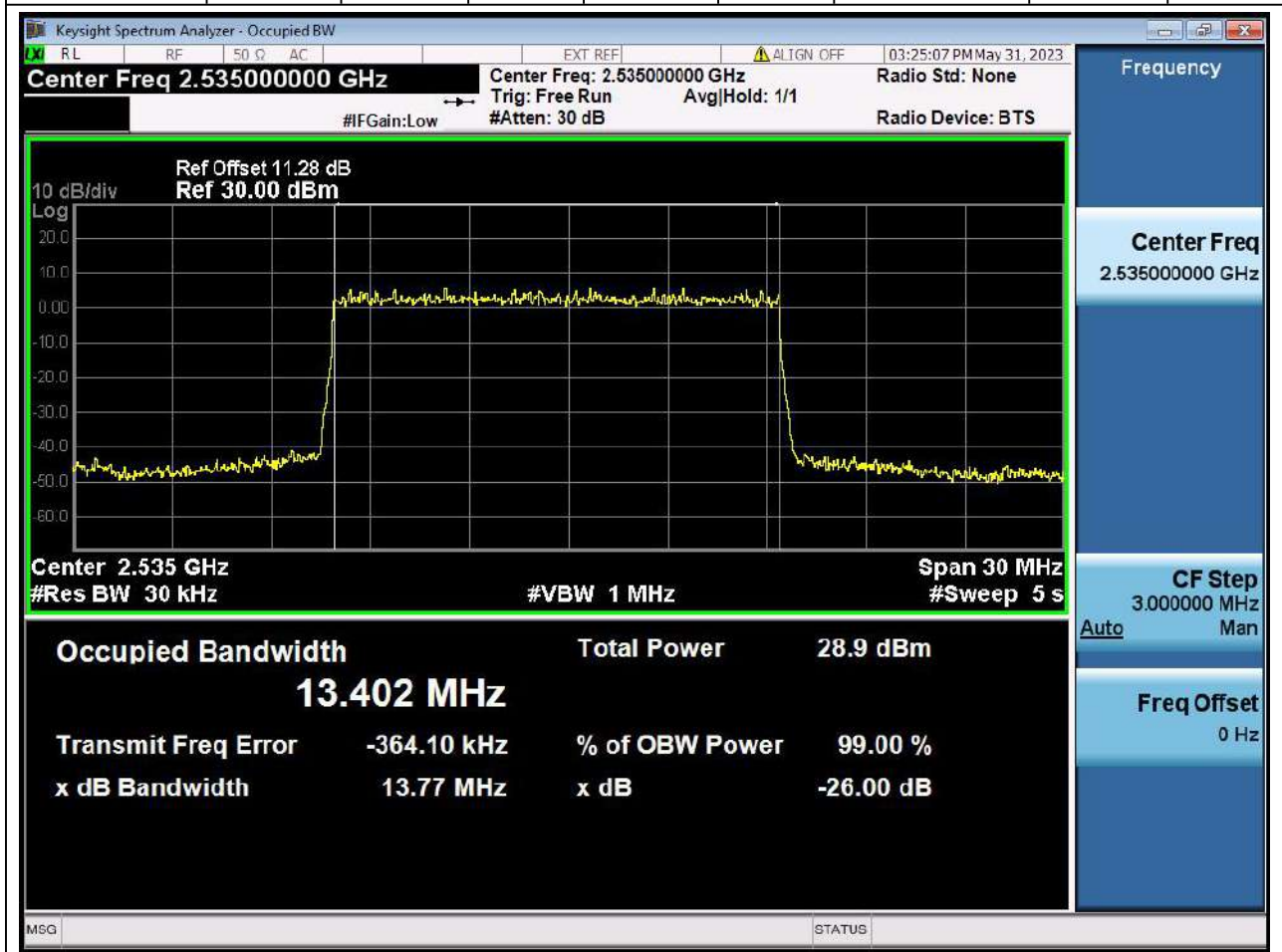
**24.14. Occupied Bandwidth for SA(NTNV)(Channel:501500, Bandwidth:15, SCS:15, OFDM:DFT-s-OFDM, Modulation:QPSK, RB Number:75, RB Position:0)**

Center Frequency (MHz)	OBW Power (%)	XdB Down (dB)	RBW (MHz)	Detector	OBW (MHz)	XdB Bandwidth (MHz)	Upper Limit (MHz)	Verdict
2507.5	99	26	0.03	Peak	13.39	13.78	15	Pass



**24.15. Occupied Bandwidth for SA(NTNV)(Channel:507000, Bandwidth:15, SCS:15, OFDM:DFT-s-OFDM, Modulation:Pi/2-BPSK, RB Number:75, RB Position:0)**

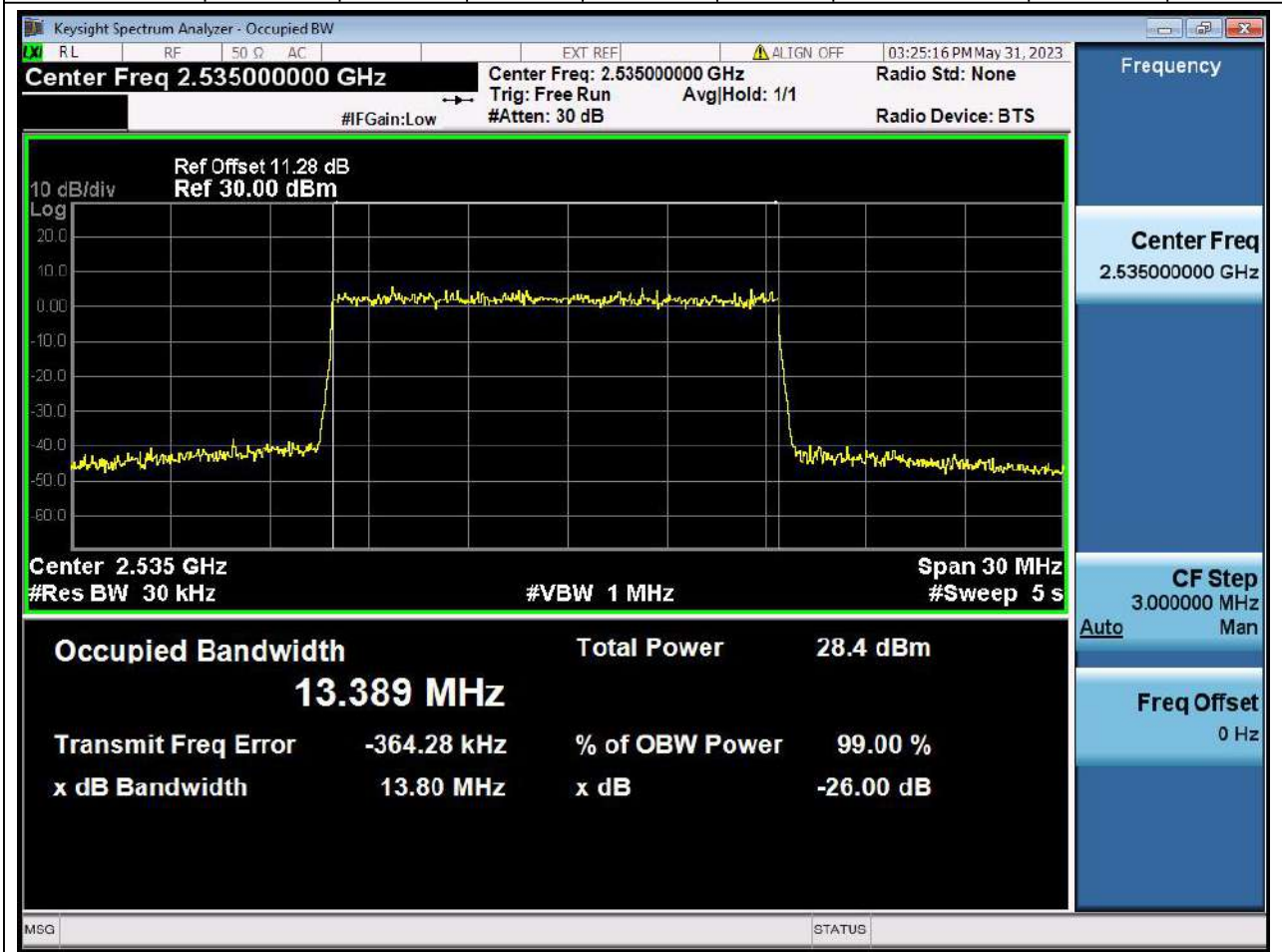
Center Frequency (MHz)	OBW Power (%)	XdB Down (dB)	RBW (MHz)	Detector	OBW (MHz)	XdB Bandwidth (MHz)	Upper Limit (MHz)	Verdict
2535	99	26	0.03	Peak	13.4	13.77	15	Pass





**24.16. Occupied Bandwidth for SA(NTNV)(Channel:507000, Bandwidth:15, SCS:15, OFDM:DFT-s-OFDM, Modulation:QPSK, RB Number:75, RB Position:0)**

Center Frequency (MHz)	OBW Power (%)	XdB Down (dB)	RBW (MHz)	Detector	OBW (MHz)	XdB Bandwidth (MHz)	Upper Limit (MHz)	Verdict
2535	99	26	0.03	Peak	13.39	13.8	15	Pass



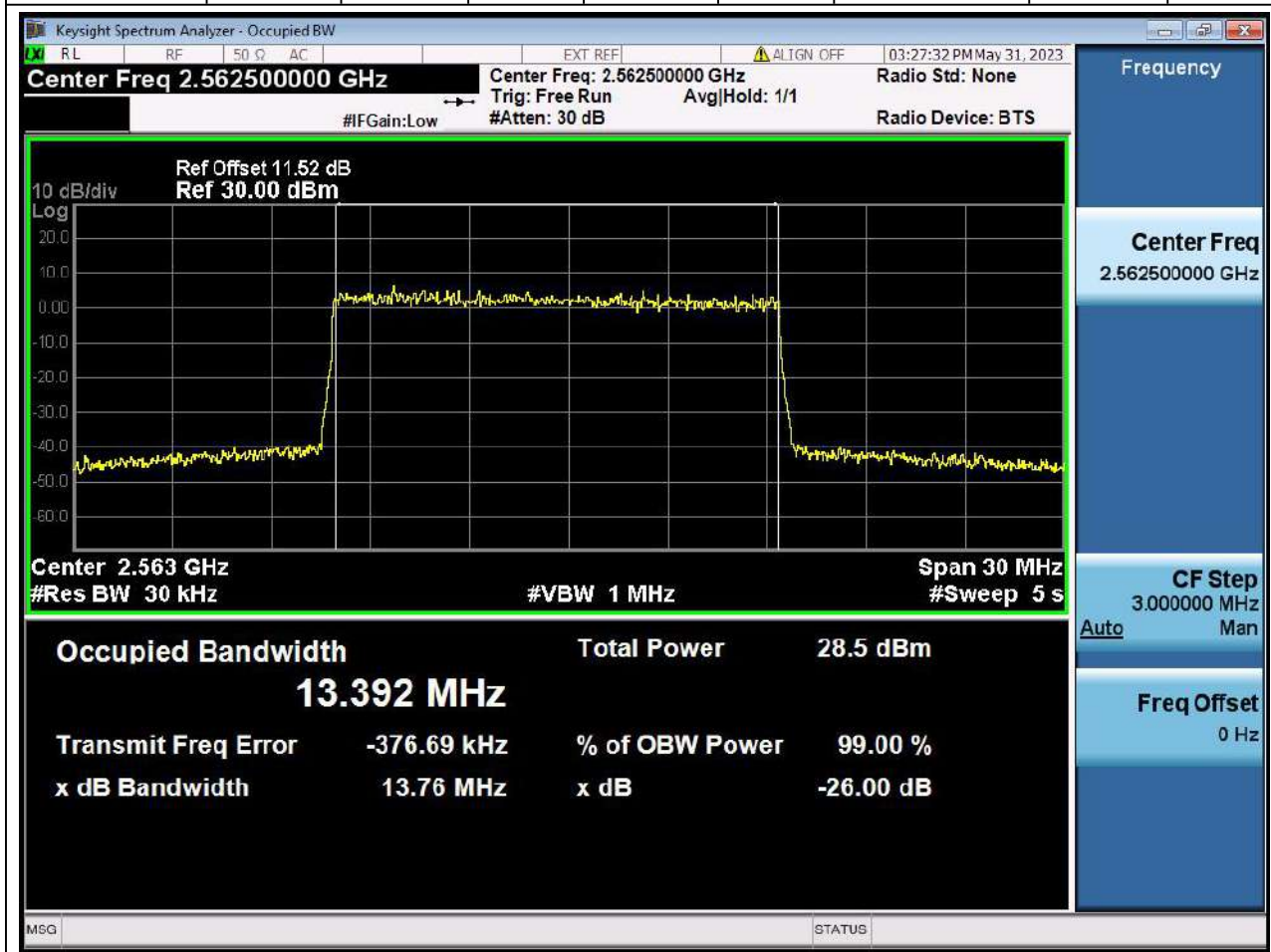
24.17. Occupied Bandwidth for SA(NTNV)(Channel:512500, Bandwidth:15, SCS:15, OFDM:DFT-s-OFDM, Modulation:Pi/2-BPSK, RB Number:75, RB Position:0)

Center Frequency (MHz)	OBW Power (%)	XdB Down (dB)	RBW (MHz)	Detector	OBW (MHz)	XdB Bandwidth (MHz)	Upper Limit (MHz)	Verdict
2562.5	99	26	0.03	Peak	13.4	13.77	15	Pass



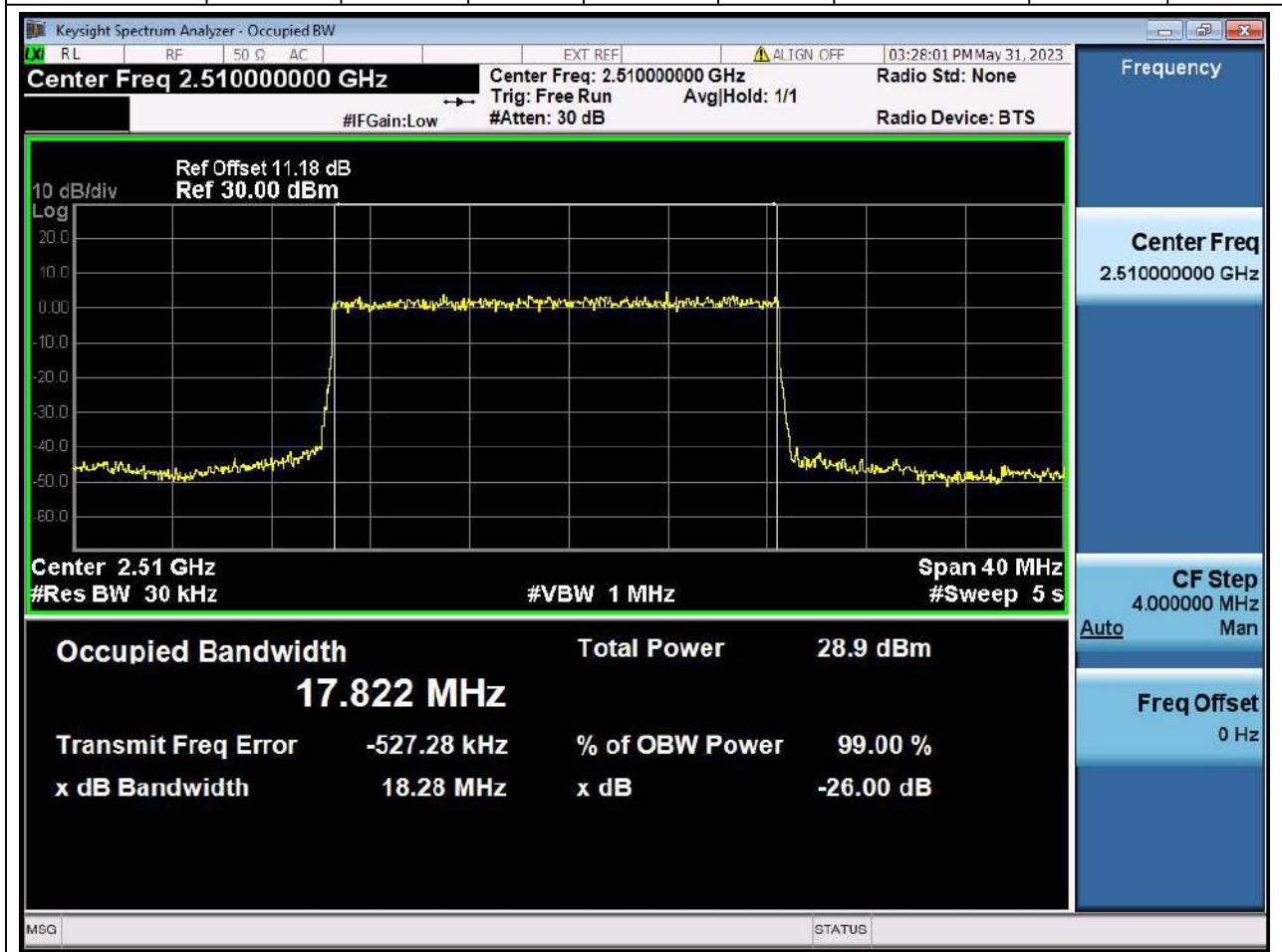
**24.18. Occupied Bandwidth for SA(NTNV)(Channel:512500, Bandwidth:15, SCS:15, OFDM:DFT-s-OFDM, Modulation:QPSK, RB Number:75, RB Position:0)**

Center Frequency (MHz)	OBW Power (%)	XdB Down (dB)	RBW (MHz)	Detector	OBW (MHz)	XdB Bandwidth (MHz)	Upper Limit (MHz)	Verdict
2562.5	99	26	0.03	Peak	13.39	13.76	15	Pass



24.19. Occupied Bandwidth for SA(NTNV)(Channel:502000, Bandwidth:20, SCS:15, OFDM:DFT-s-OFDM, Modulation:Pi/2-BPSK, RB Number:100, RB Position:0)

Center Frequency (MHz)	OBW Power (%)	XdB Down (dB)	RBW (MHz)	Detector	OBW (MHz)	XdB Bandwidth (MHz)	Upper Limit (MHz)	Verdict
2510	99	26	0.03	Peak	17.82	18.28	20	Pass



24.20. Occupied Bandwidth for SA(NTNV)(Channel:502000, Bandwidth:20, SCS:15, OFDM:DFT-s-OFDM, Modulation:QPSK, RB Number:100, RB Position:0)

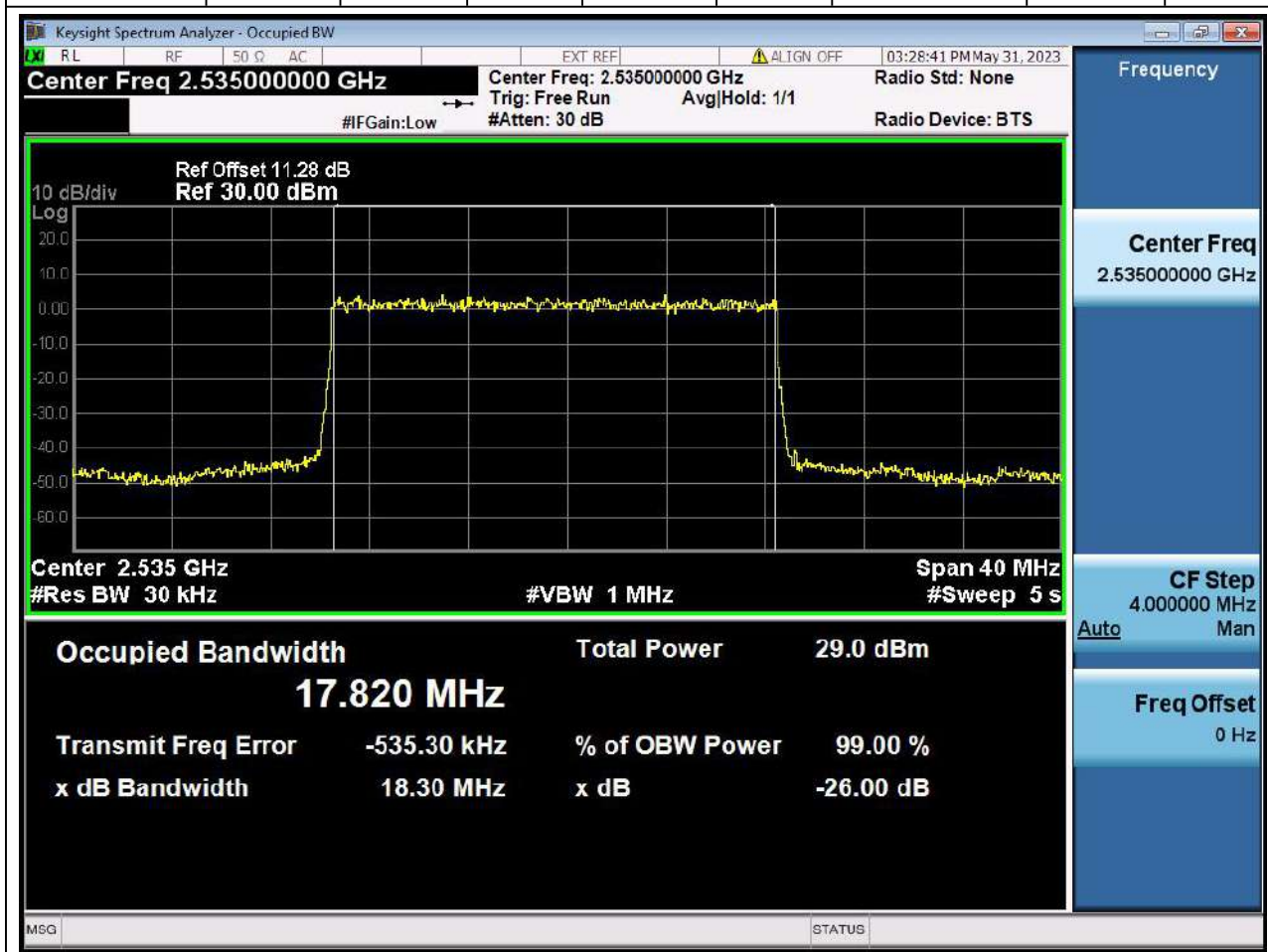
Center Frequency (MHz)	OBW Power (%)	XdB Down (dB)	RBW (MHz)	Detector	OBW (MHz)	XdB Bandwidth (MHz)	Upper Limit (MHz)	Verdict
2510	99	26	0.03	Peak	17.85	18.35	20	Pass





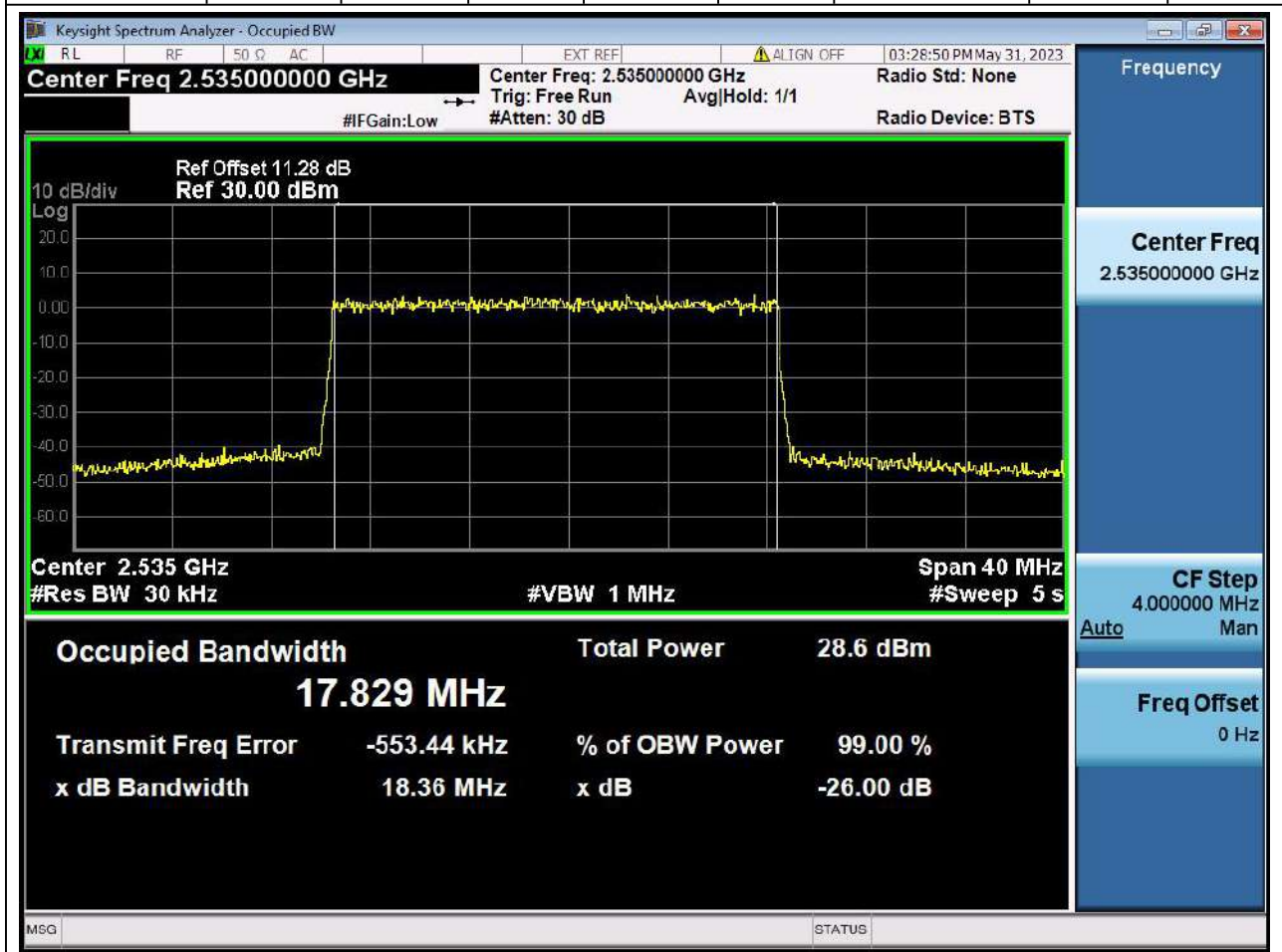
24.21. Occupied Bandwidth for SA(NTNV)(Channel:507000, Bandwidth:20, SCS:15, OFDM:DFT-s-OFDM, Modulation:Pi/2-BPSK, RB Number:100, RB Position:0)

Center Frequency (MHz)	OBW Power (%)	XdB Down (dB)	RBW (MHz)	Detector	OBW (MHz)	XdB Bandwidth (MHz)	Upper Limit (MHz)	Verdict
2535	99	26	0.03	Peak	17.82	18.3	20	Pass



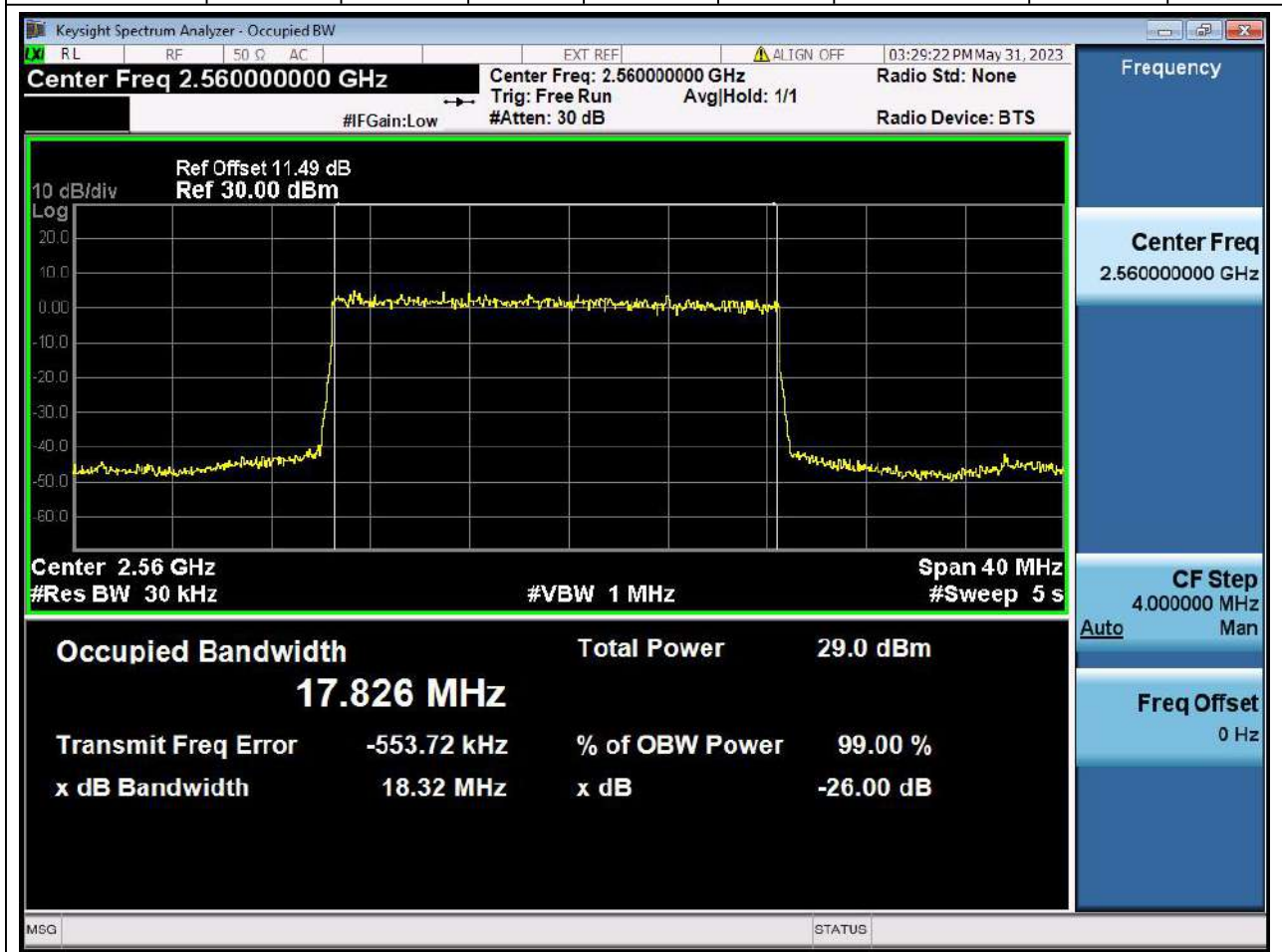
24.22. Occupied Bandwidth for SA(NTNV)(Channel:507000, Bandwidth:20, SCS:15, OFDM:DFT-s-OFDM, Modulation:QPSK, RB Number:100, RB Position:0)

Center Frequency (MHz)	OBW Power (%)	XdB Down (dB)	RBW (MHz)	Detector	OBW (MHz)	XdB Bandwidth (MHz)	Upper Limit (MHz)	Verdict
2535	99	26	0.03	Peak	17.83	18.36	20	Pass



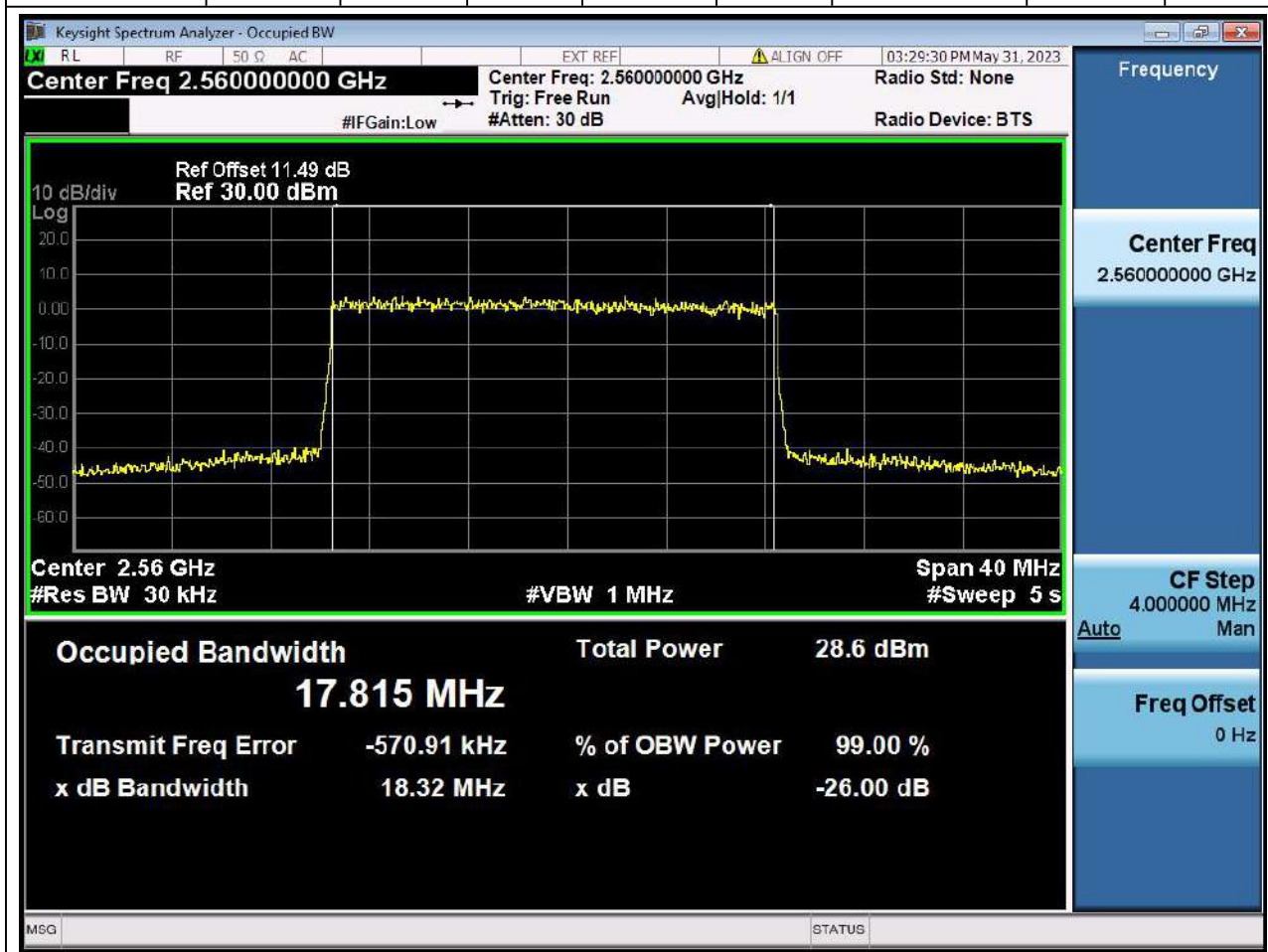
**24.23. Occupied Bandwidth for SA(NTNV)(Channel:512000, Bandwidth:20, SCS:15, OFDM:DFT-s-OFDM, Modulation:Pi/2-BPSK, RB Number:100, RB Position:0)**

Center Frequency (MHz)	OBW Power (%)	XdB Down (dB)	RBW (MHz)	Detector	OBW (MHz)	XdB Bandwidth (MHz)	Upper Limit (MHz)	Verdict
2560	99	26	0.03	Peak	17.83	18.32	20	Pass



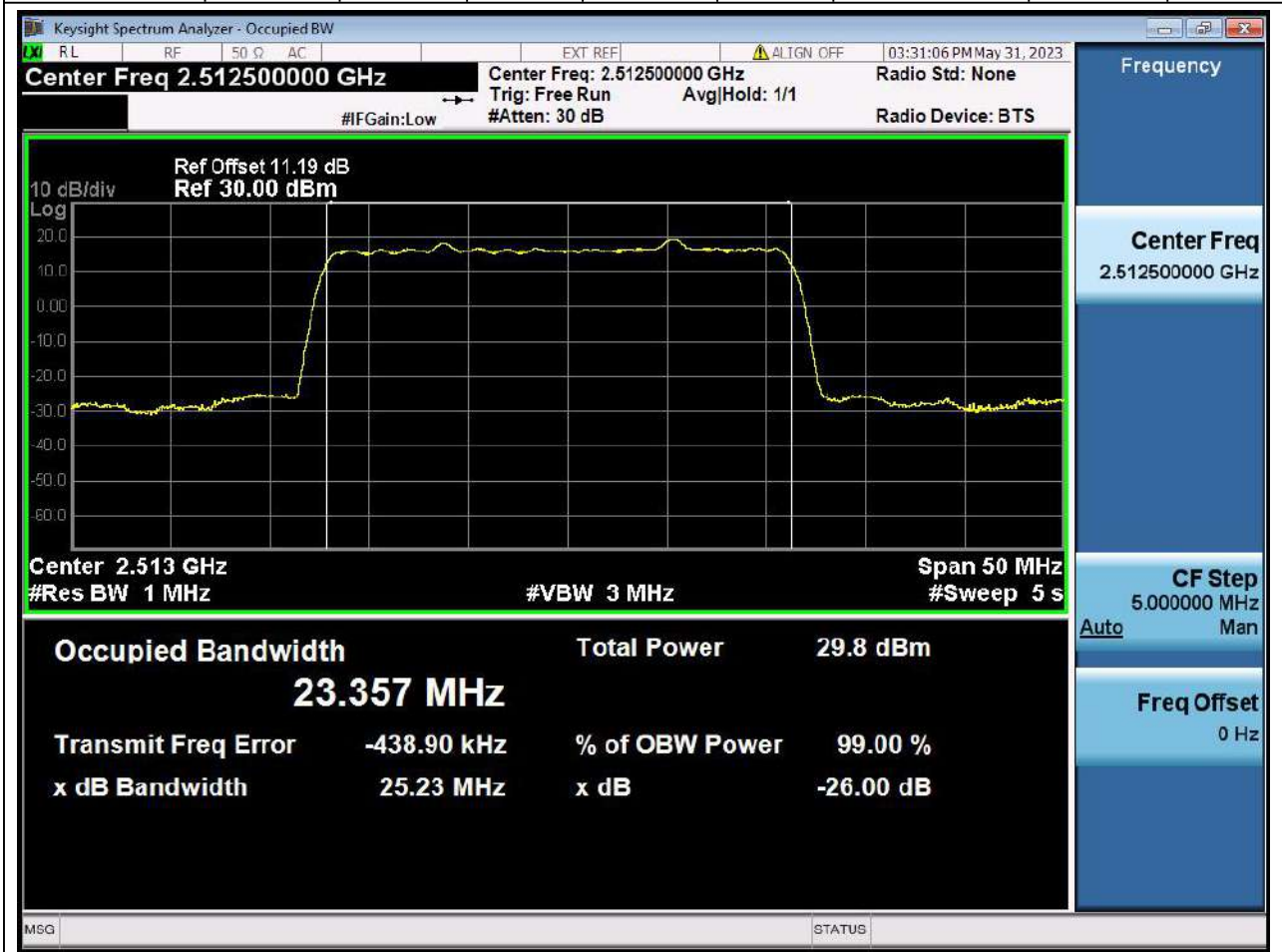
24.24. Occupied Bandwidth for SA(NTNV)(Channel:512000, Bandwidth:20, SCS:15, OFDM:DFT-s-OFDM, Modulation:QPSK, RB Number:100, RB Position:0)

Center Frequency (MHz)	OBW Power (%)	XdB Down (dB)	RBW (MHz)	Detector	OBW (MHz)	XdB Bandwidth (MHz)	Upper Limit (MHz)	Verdict
2560	99	26	0.03	Peak	17.82	18.32	20	Pass



**24.25. Occupied Bandwidth for SA(NTNV)(Channel:502500, Bandwidth:25, SCS:15, OFDM:DFT-s-OFDM, Modulation:Pi/2-BPSK, RB Number:128, RB Position:0)**

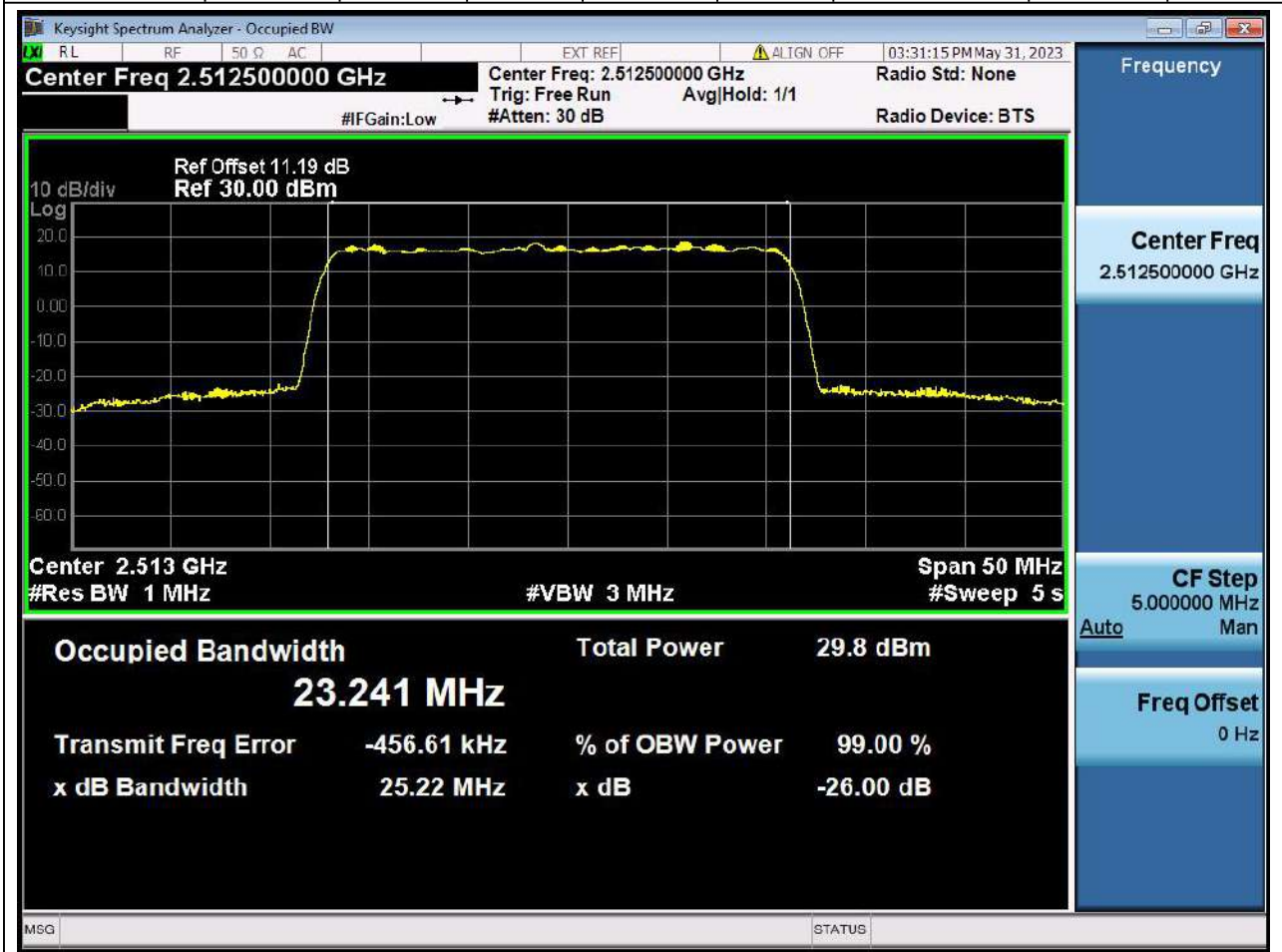
Center Frequency (MHz)	OBW Power (%)	XdB Down (dB)	RBW (MHz)	Detector	OBW (MHz)	XdB Bandwidth (MHz)	Upper Limit (MHz)	Verdict
2512.5	99	26	1	Peak	23.36	25.23	25	Pass





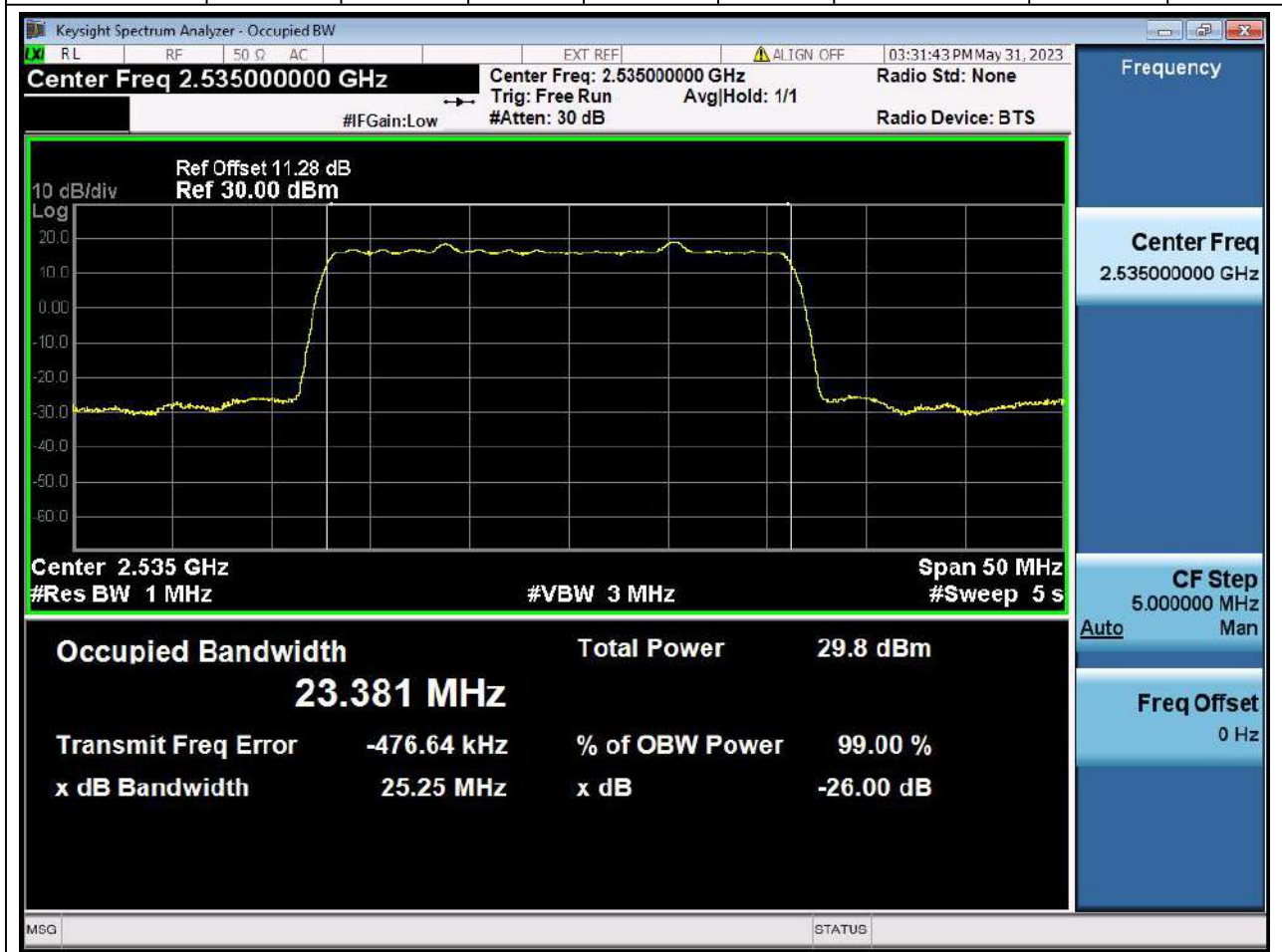
24.26. Occupied Bandwidth for SA(NTNV)(Channel:502500, Bandwidth:25, SCS:15, OFDM:DFT-s-OFDM, Modulation:QPSK, RB Number:128, RB Position:0)

Center Frequency (MHz)	OBW Power (%)	XdB Down (dB)	RBW (MHz)	Detector	OBW (MHz)	XdB Bandwidth (MHz)	Upper Limit (MHz)	Verdict
2512.5	99	26	1	Peak	23.24	25.22	25	Pass



24.27. Occupied Bandwidth for SA(NTNV)(Channel:507000, Bandwidth:25, SCS:15, OFDM:DFT-s-OFDM, Modulation:Pi/2-BPSK, RB Number:128, RB Position:0)

Center Frequency (MHz)	OBW Power (%)	XdB Down (dB)	RBW (MHz)	Detector	OBW (MHz)	XdB Bandwidth (MHz)	Upper Limit (MHz)	Verdict
2535	99	26	1	Peak	23.38	25.25	25	Pass



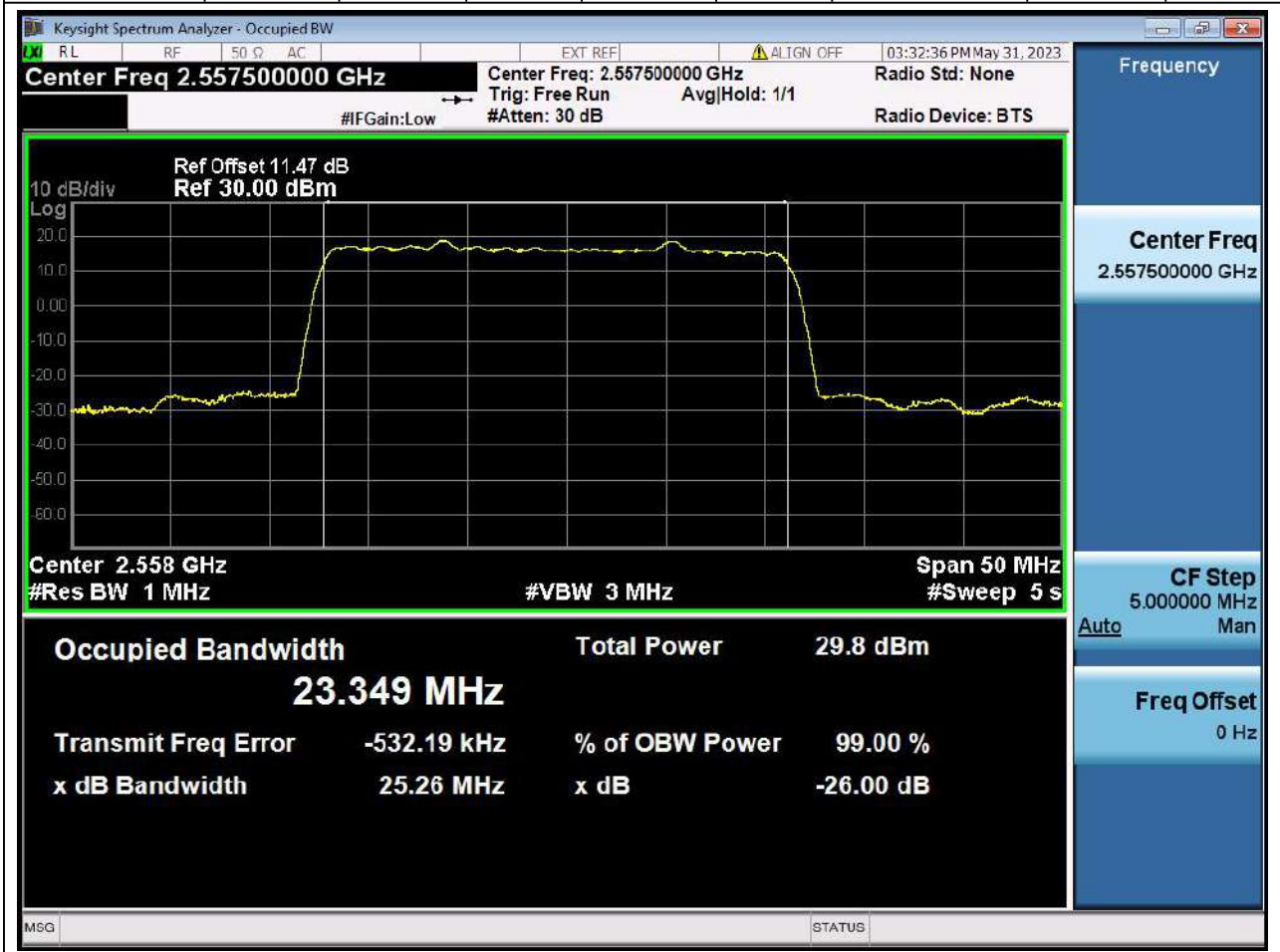
24.28. Occupied Bandwidth for SA(NTNV)(Channel:507000, Bandwidth:25, SCS:15, OFDM:DFT-s-OFDM, Modulation:QPSK, RB Number:128, RB Position:0)

Center Frequency (MHz)	OBW Power (%)	XdB Down (dB)	RBW (MHz)	Detector	OBW (MHz)	XdB Bandwidth (MHz)	Upper Limit (MHz)	Verdict
2535	99	26	1	Peak	23.24	25.22	25	Pass



**24.29. Occupied Bandwidth for SA(NTNV)(Channel:511500, Bandwidth:25, SCS:15, OFDM:DFT-s-OFDM, Modulation:Pi/2-BPSK, RB Number:128, RB Position:0)**

Center Frequency (MHz)	OBW Power (%)	XdB Down (dB)	RBW (MHz)	Detector	OBW (MHz)	XdB Bandwidth (MHz)	Upper Limit (MHz)	Verdict
2557.5	99	26	1	Peak	23.35	25.26	25	Pass



**24.30. Occupied Bandwidth for SA(NTNV)(Channel:511500, Bandwidth:25, SCS:15, OFDM:DFT-s-OFDM, Modulation:QPSK, RB Number:128, RB Position:0)**

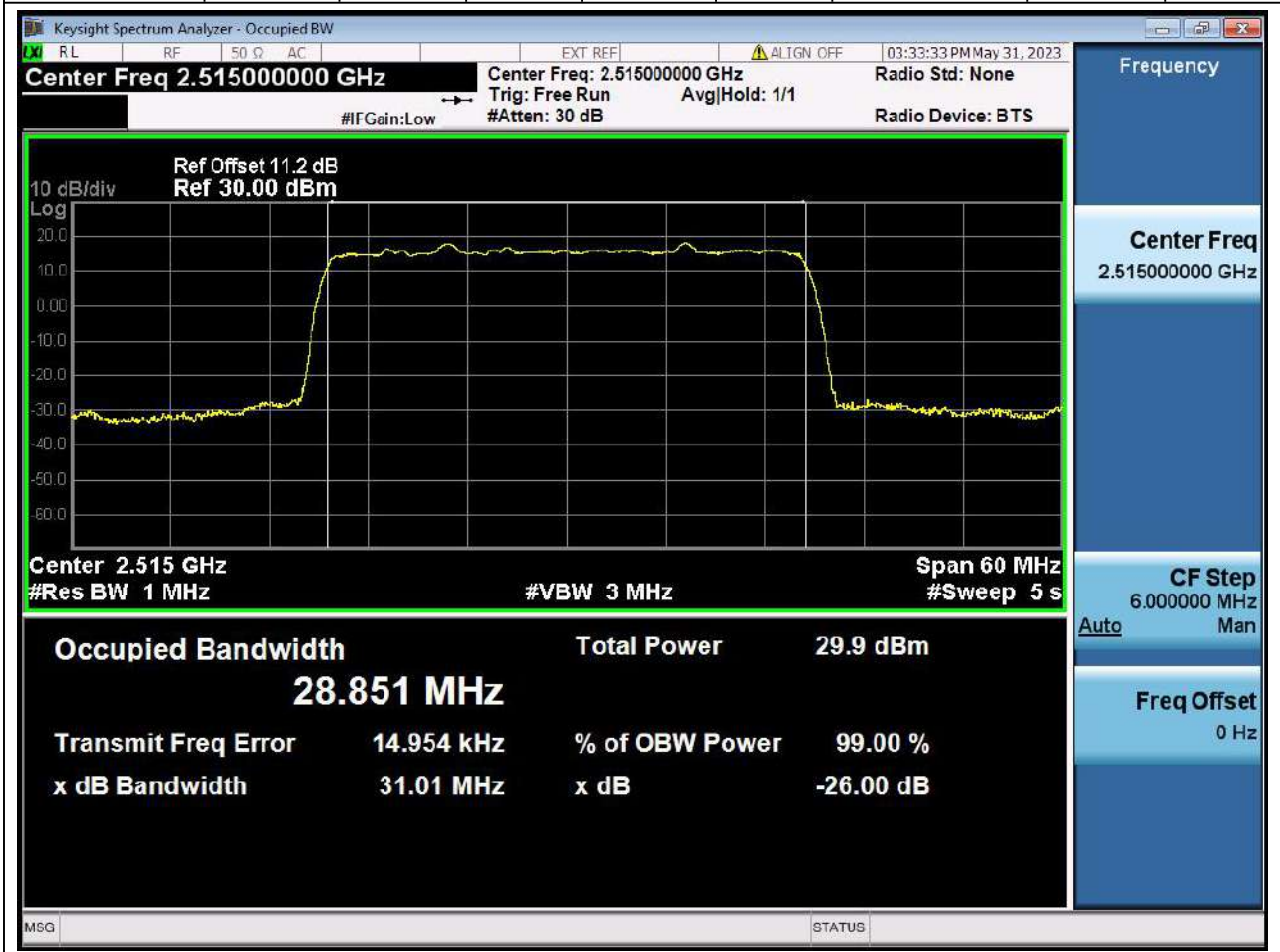
Center Frequency (MHz)	OBW Power (%)	XdB Down (dB)	RBW (MHz)	Detector	OBW (MHz)	XdB Bandwidth (MHz)	Upper Limit (MHz)	Verdict
2557.5	99	26	1	Peak	23.2	25.19	25	Pass





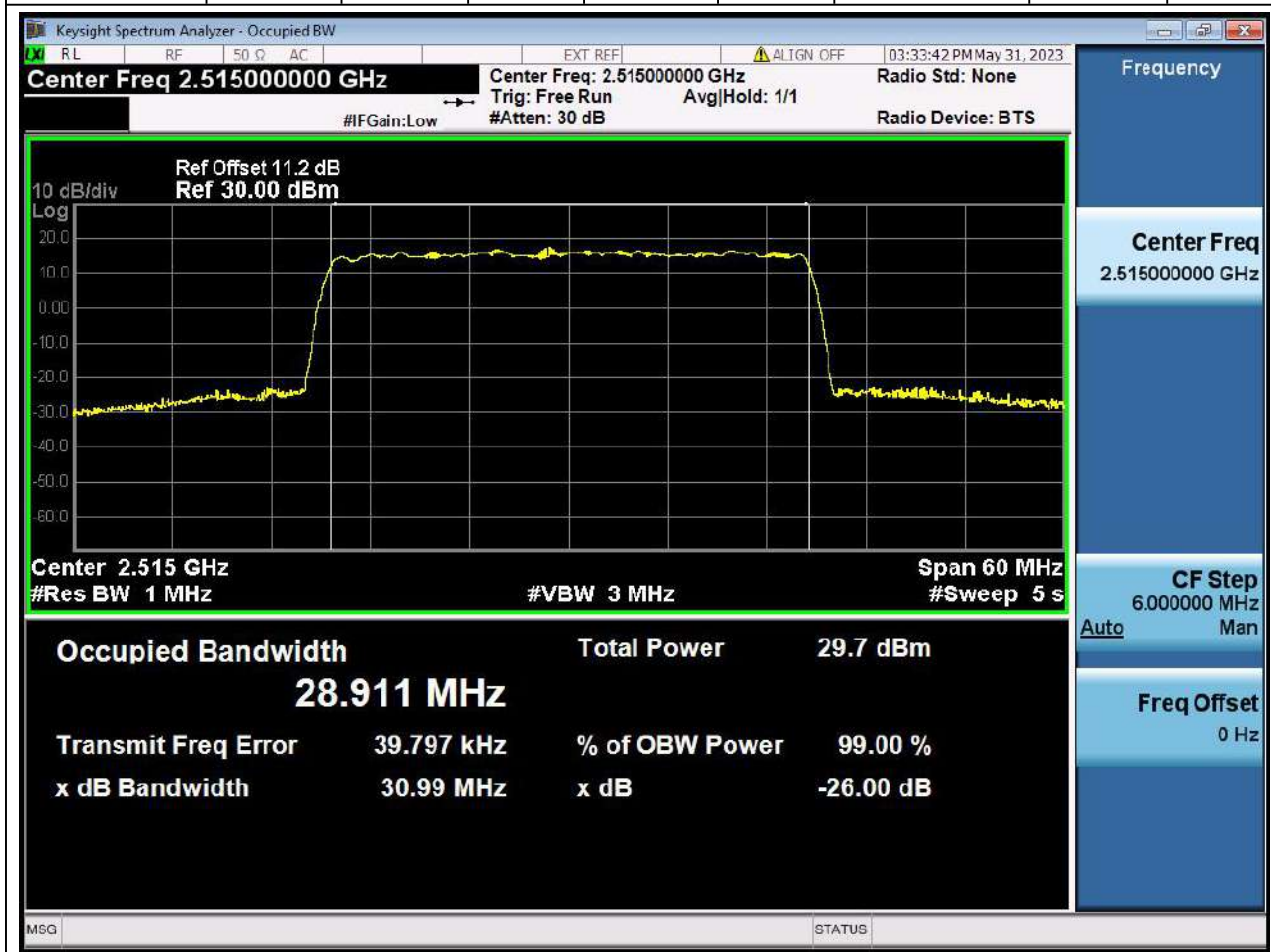
**24.31. Occupied Bandwidth for SA(NTNV)(Channel:503000, Bandwidth:30, SCS:15, OFDM:DFT-s-OFDM, Modulation:Pi/2-BPSK, RB Number:160, RB Position:0)**

Center Frequency (MHz)	OBW Power (%)	XdB Down (dB)	RBW (MHz)	Detector	OBW (MHz)	XdB Bandwidth (MHz)	Upper Limit (MHz)	Verdict
2515	99	26	1	Peak	28.85	31.01	30	Pass



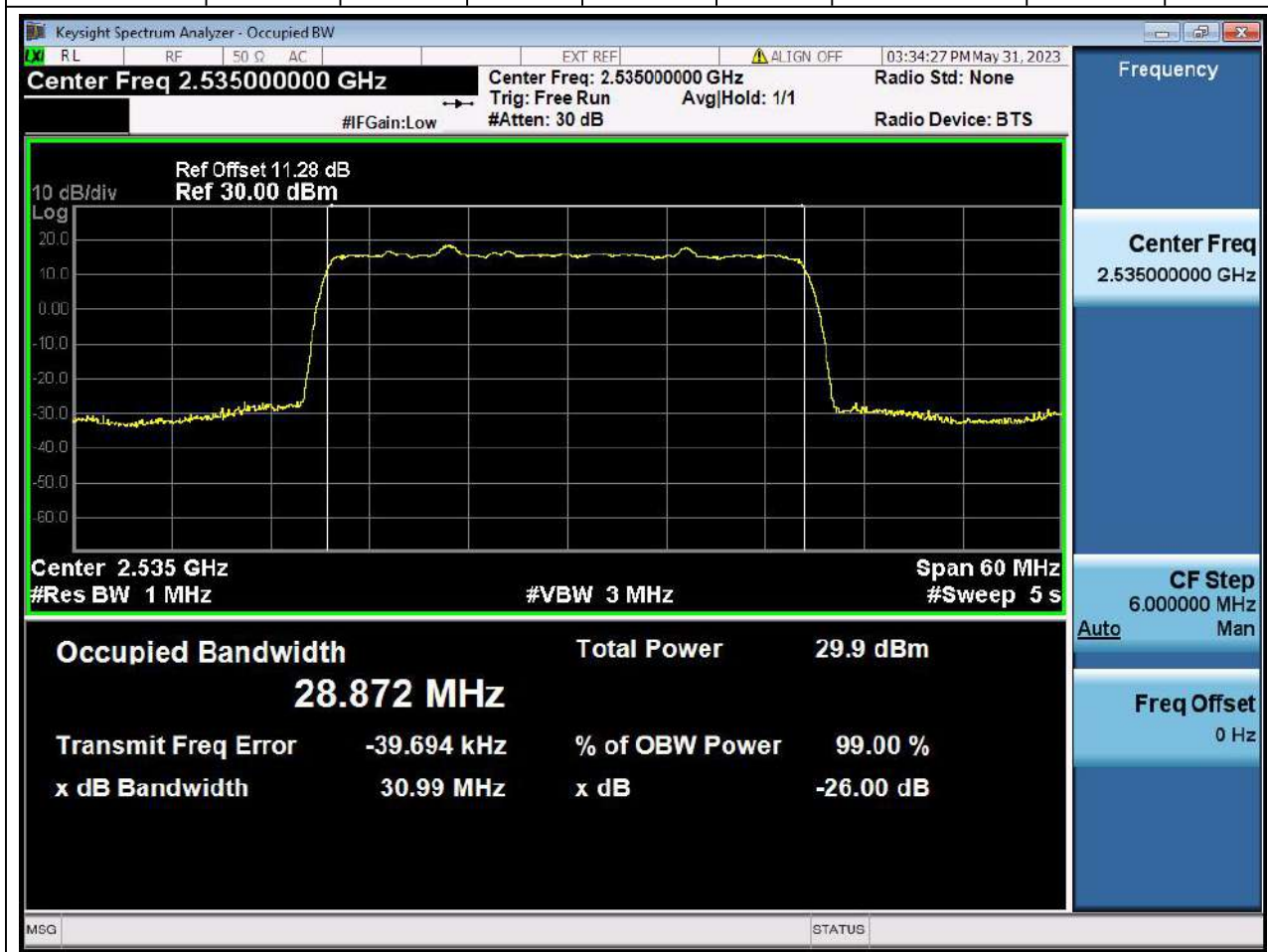
**24.32. Occupied Bandwidth for SA(NTNV)(Channel:503000, Bandwidth:30, SCS:15, OFDM:DFT-s-OFDM, Modulation:QPSK, RB Number:160, RB Position:0)**

Center Frequency (MHz)	OBW Power (%)	XdB Down (dB)	RBW (MHz)	Detector	OBW (MHz)	XdB Bandwidth (MHz)	Upper Limit (MHz)	Verdict
2515	99	26	1	Peak	28.91	30.99	30	Pass



24.33. Occupied Bandwidth for SA(NTNV)(Channel:507000, Bandwidth:30, SCS:15, OFDM:DFT-s-OFDM, Modulation:Pi/2-BPSK, RB Number:160, RB Position:0)

Center Frequency (MHz)	OBW Power (%)	XdB Down (dB)	RBW (MHz)	Detector	OBW (MHz)	XdB Bandwidth (MHz)	Upper Limit (MHz)	Verdict
2535	99	26	1	Peak	28.87	30.99	30	Pass



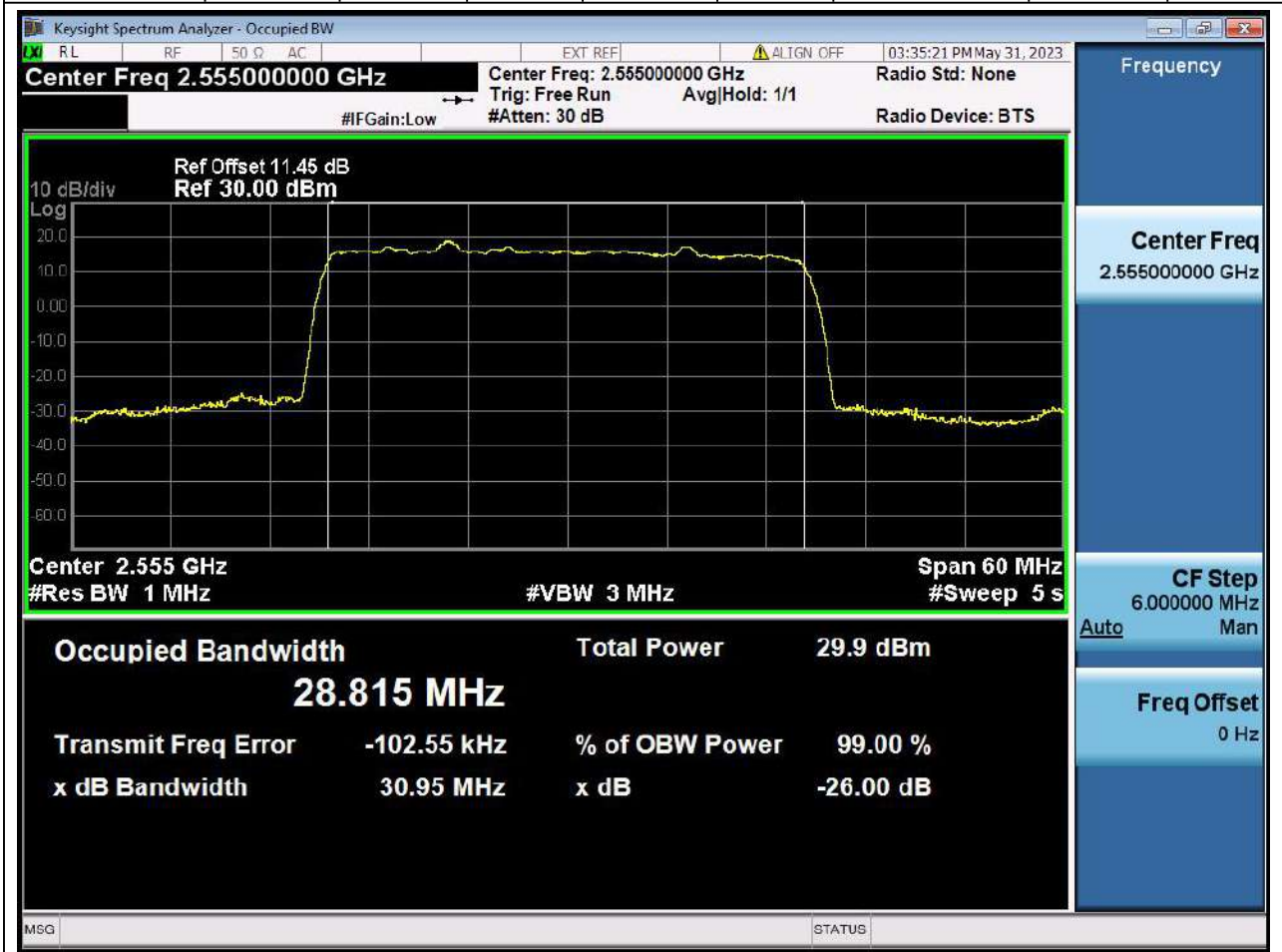
24.34. Occupied Bandwidth for SA(NTNV)(Channel:507000, Bandwidth:30, SCS:15, OFDM:DFT-s-OFDM, Modulation:QPSK, RB Number:160, RB Position:0)

Center Frequency (MHz)	OBW Power (%)	XdB Down (dB)	RBW (MHz)	Detector	OBW (MHz)	XdB Bandwidth (MHz)	Upper Limit (MHz)	Verdict
2535	99	26	1	Peak	28.92	31	30	Pass



**24.35. Occupied Bandwidth for SA(NTNV)(Channel:511000, Bandwidth:30, SCS:15, OFDM:DFT-s-OFDM, Modulation:Pi/2-BPSK, RB Number:160, RB Position:0)**

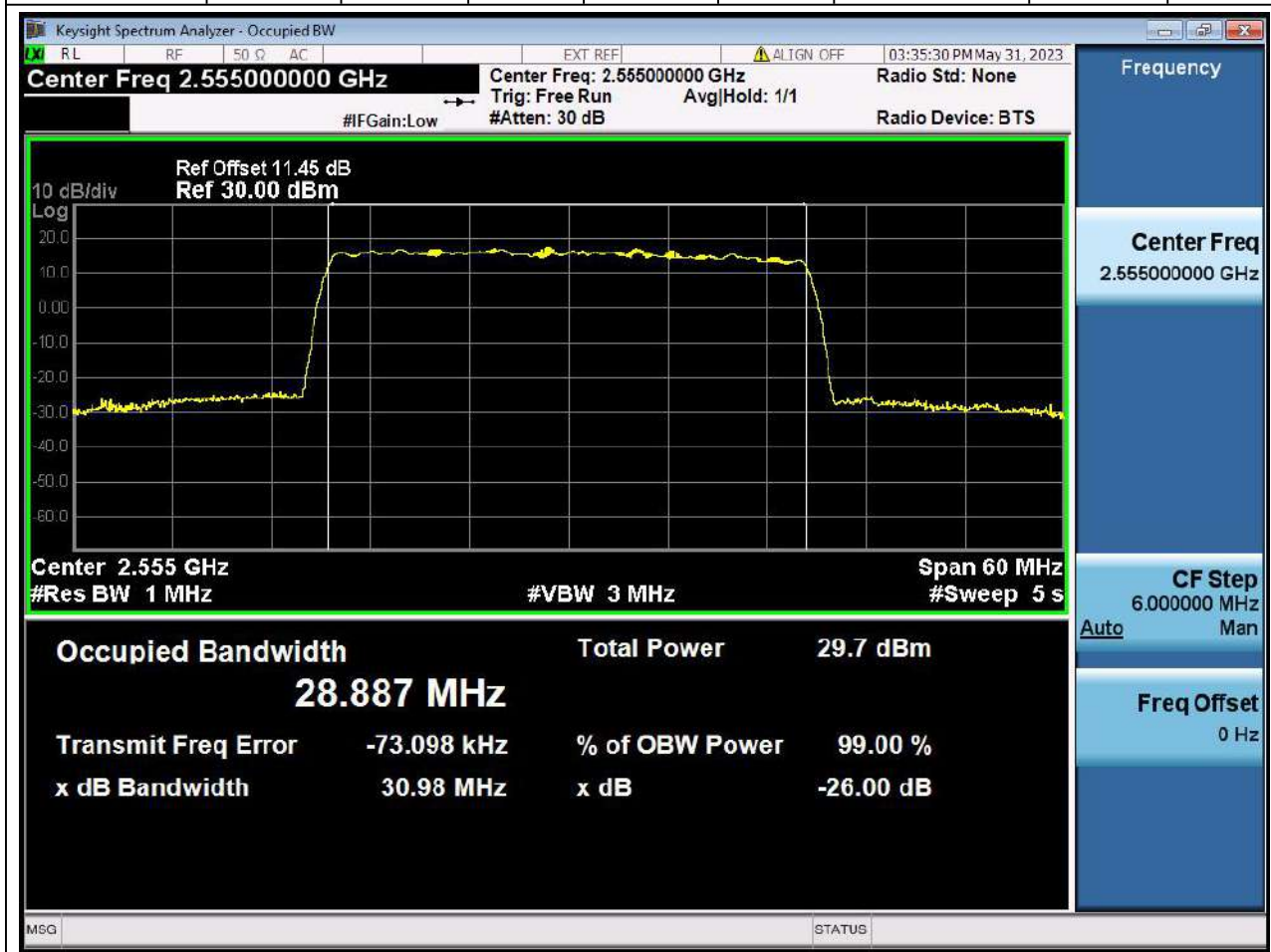
Center Frequency (MHz)	OBW Power (%)	XdB Down (dB)	RBW (MHz)	Detector	OBW (MHz)	XdB Bandwidth (MHz)	Upper Limit (MHz)	Verdict
2555	99	26	1	Peak	28.82	30.95	30	Pass





24.36. Occupied Bandwidth for SA(NTNV)(Channel:511000, Bandwidth:30, SCS:15, OFDM:DFT-s-OFDM, Modulation:QPSK, RB Number:160, RB Position:0)

Center Frequency (MHz)	OBW Power (%)	XdB Down (dB)	RBW (MHz)	Detector	OBW (MHz)	XdB Bandwidth (MHz)	Upper Limit (MHz)	Verdict
2555	99	26	1	Peak	28.89	30.98	30	Pass



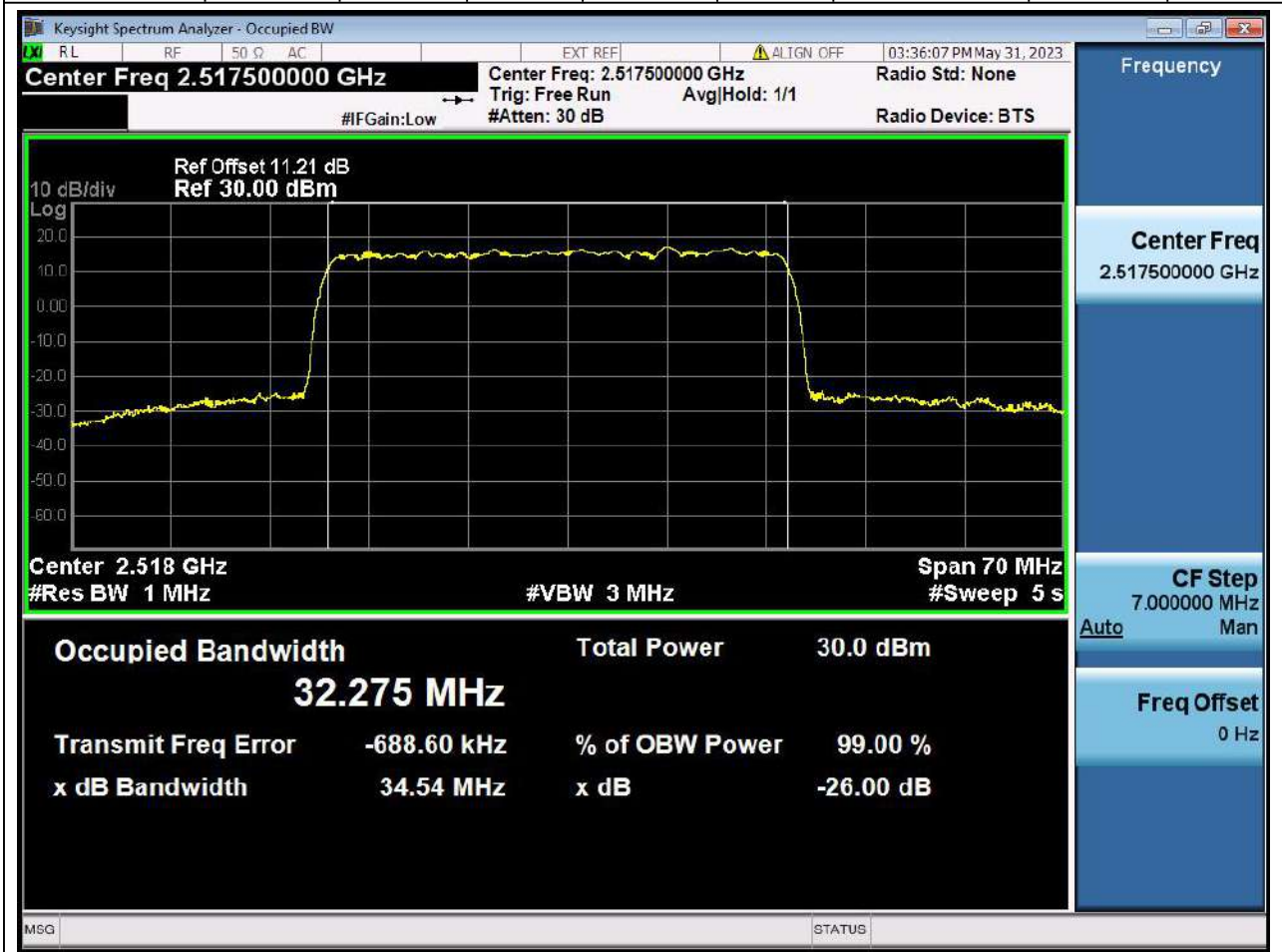
**24.37. Occupied Bandwidth for SA(NTNV)(Channel:503500, Bandwidth:35, SCS:15, OFDM:DFT-s-OFDM, Modulation:Pi/2-BPSK, RB Number:180, RB Position:0)**

Center Frequency (MHz)	OBW Power (%)	XdB Down (dB)	RBW (MHz)	Detector	OBW (MHz)	XdB Bandwidth (MHz)	Upper Limit (MHz)	Verdict
2517.5	99	26	1	Peak	32.35	34.5	35	Pass



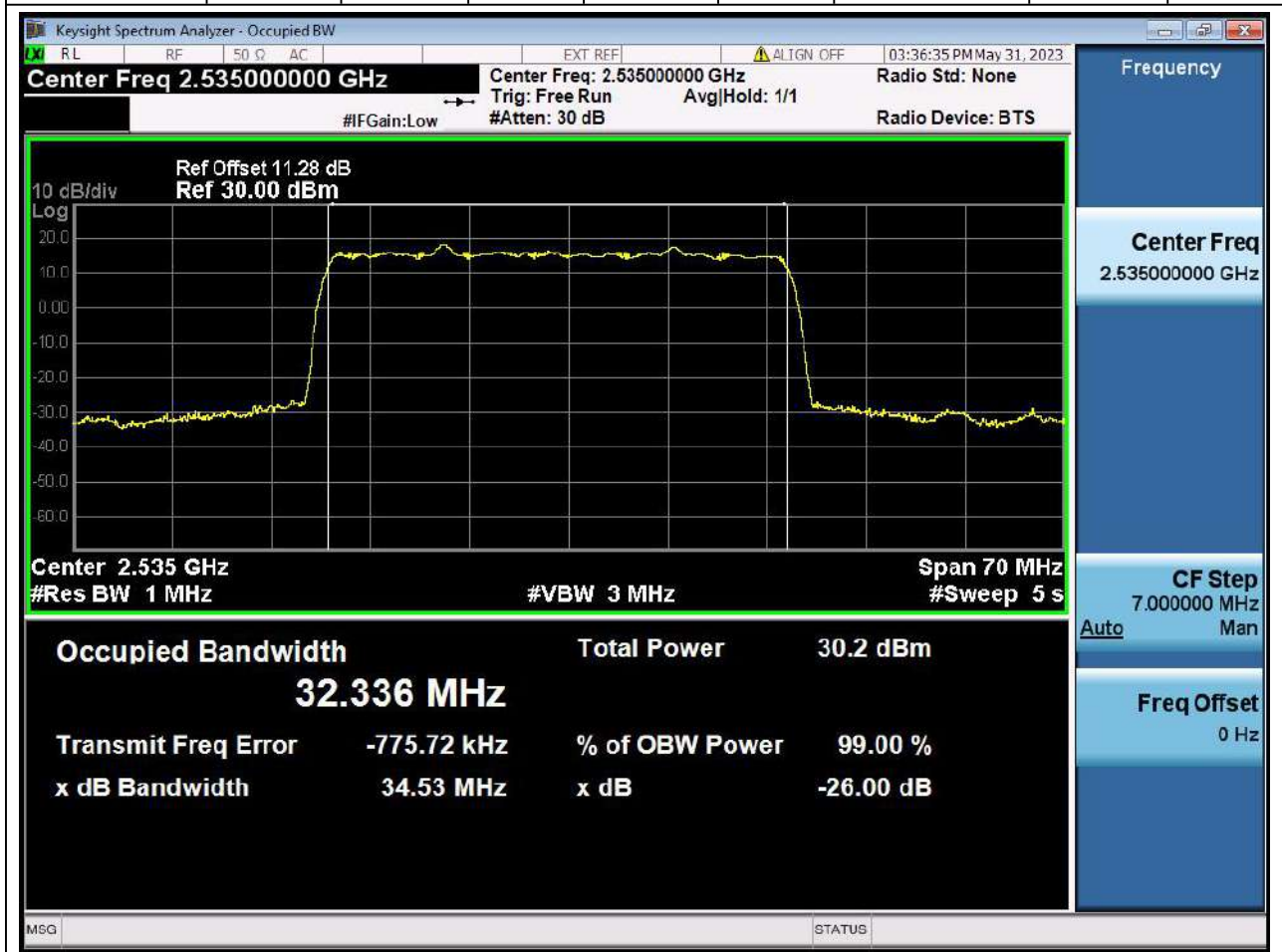
**24.38. Occupied Bandwidth for SA(NTNV)(Channel:503500, Bandwidth:35, SCS:15, OFDM:DFT-s-OFDM, Modulation:QPSK, RB Number:180, RB Position:0)**

Center Frequency (MHz)	OBW Power (%)	XdB Down (dB)	RBW (MHz)	Detector	OBW (MHz)	XdB Bandwidth (MHz)	Upper Limit (MHz)	Verdict
2517.5	99	26	1	Peak	32.28	34.54	35	Pass



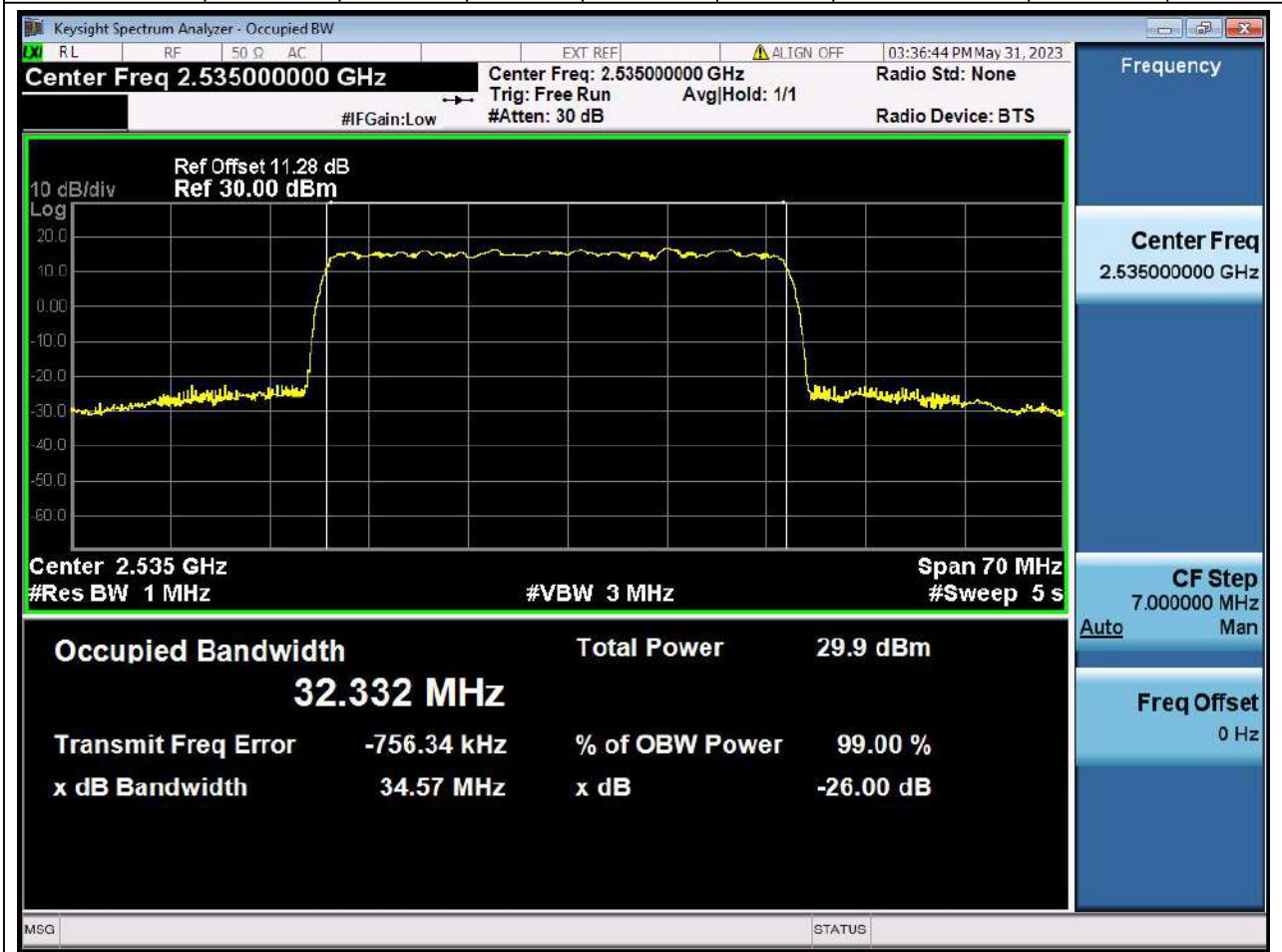
**24.39. Occupied Bandwidth for SA(NTNV)(Channel:507000, Bandwidth:35, SCS:15, OFDM:DFT-s-OFDM, Modulation:Pi/2-BPSK, RB Number:180, RB Position:0)**

Center Frequency (MHz)	OBW Power (%)	XdB Down (dB)	RBW (MHz)	Detector	OBW (MHz)	XdB Bandwidth (MHz)	Upper Limit (MHz)	Verdict
2535	99	26	1	Peak	32.34	34.53	35	Pass



**24.40. Occupied Bandwidth for SA(NTNV)(Channel:507000, Bandwidth:35, SCS:15, OFDM:DFT-s-OFDM, Modulation:QPSK, RB Number:180, RB Position:0)**

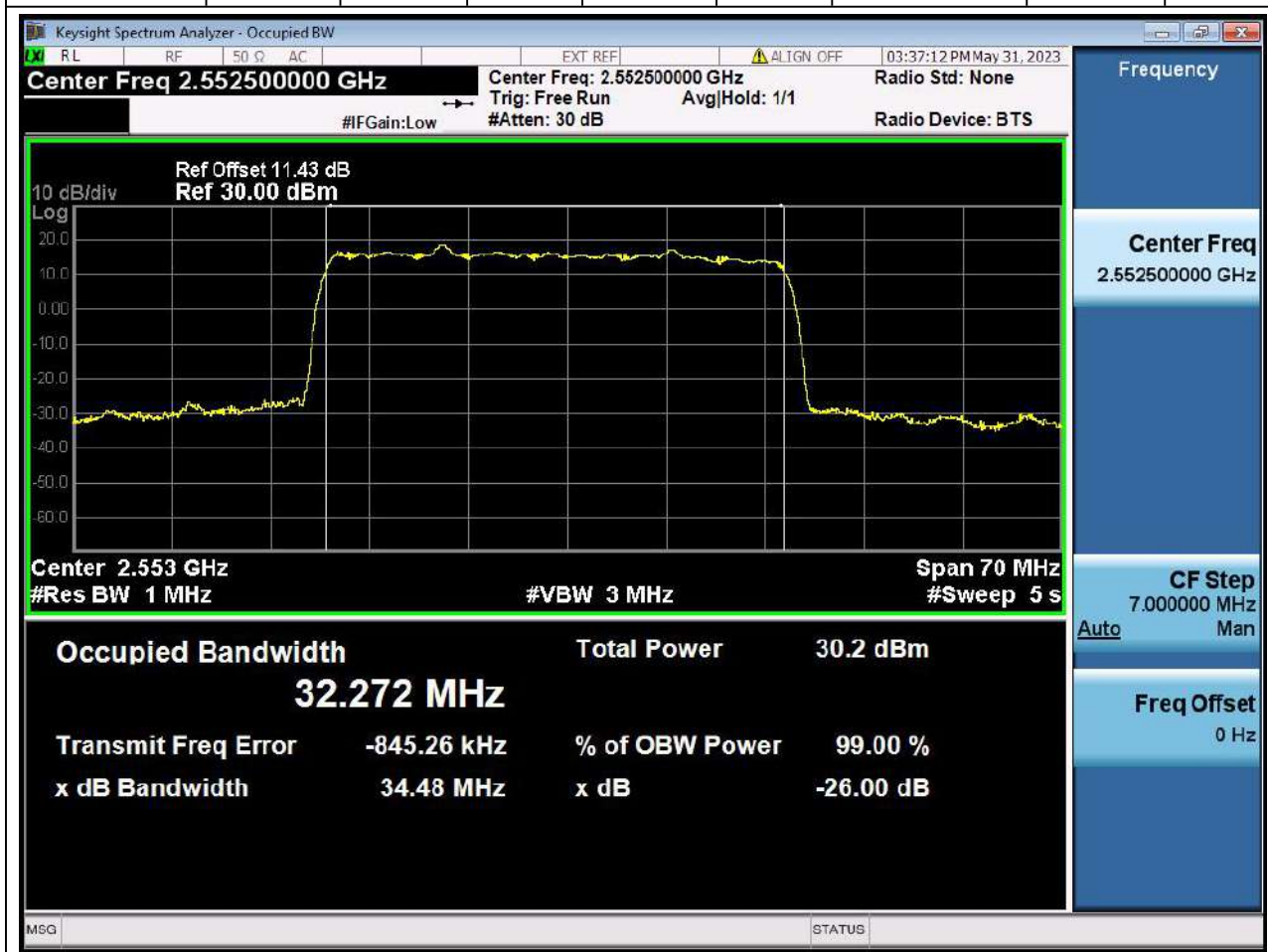
Center Frequency (MHz)	OBW Power (%)	XdB Down (dB)	RBW (MHz)	Detector	OBW (MHz)	XdB Bandwidth (MHz)	Upper Limit (MHz)	Verdict
2535	99	26	1	Peak	32.33	34.57	35	Pass





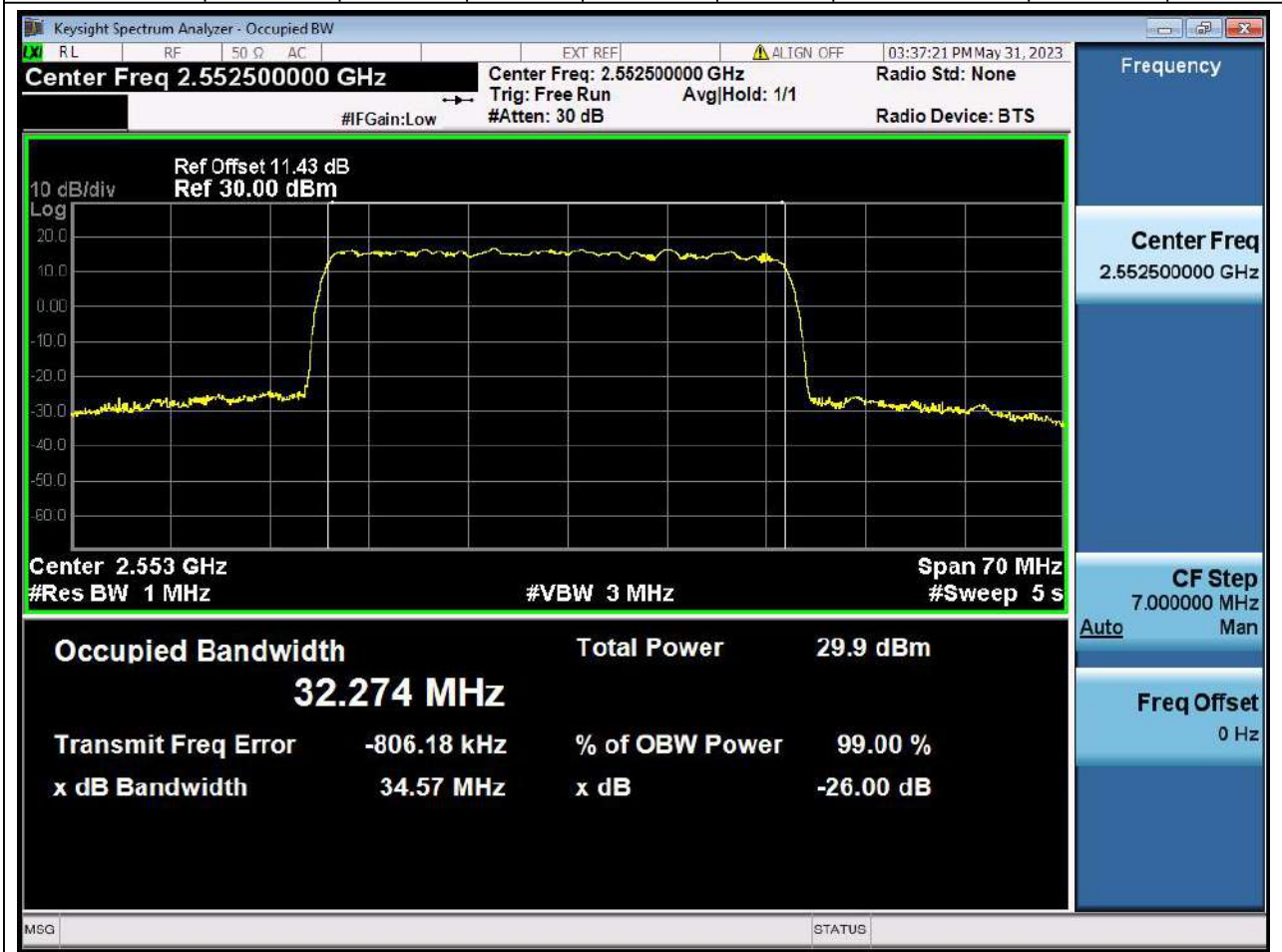
**24.41. Occupied Bandwidth for SA(NTNV)(Channel:510500, Bandwidth:35, SCS:15, OFDM:DFT-s-OFDM, Modulation:Pi/2-BPSK, RB Number:180, RB Position:0)**

Center Frequency (MHz)	OBW Power (%)	XdB Down (dB)	RBW (MHz)	Detector	OBW (MHz)	XdB Bandwidth (MHz)	Upper Limit (MHz)	Verdict
2552.5	99	26	1	Peak	32.27	34.48	35	Pass



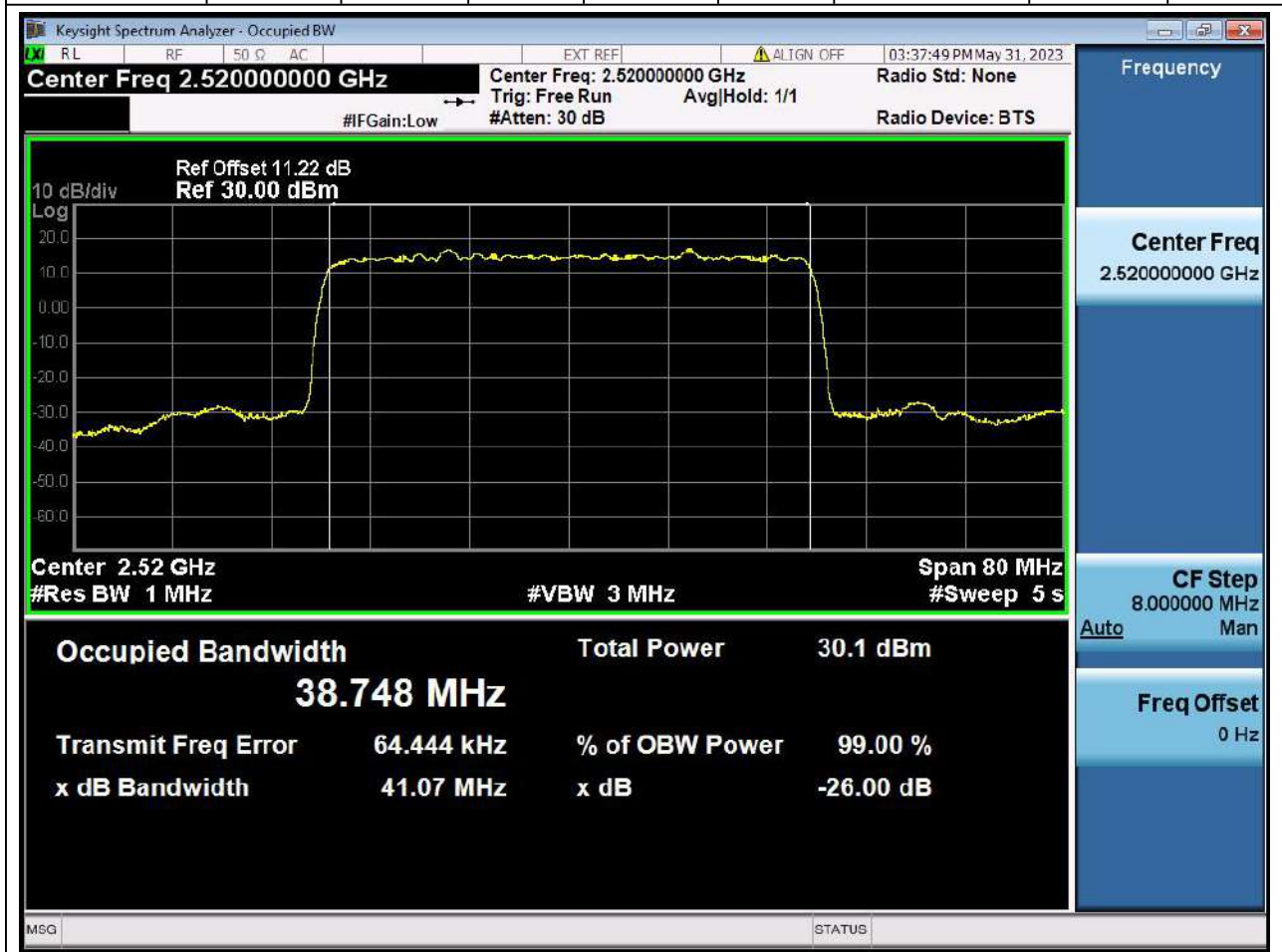
24.42. Occupied Bandwidth for SA(NTNV)(Channel:510500, Bandwidth:35, SCS:15, OFDM:DFT-s-OFDM, Modulation:QPSK, RB Number:180, RB Position:0)

Center Frequency (MHz)	OBW Power (%)	XdB Down (dB)	RBW (MHz)	Detector	OBW (MHz)	XdB Bandwidth (MHz)	Upper Limit (MHz)	Verdict
2552.5	99	26	1	Peak	32.27	34.57	35	Pass



24.43. Occupied Bandwidth for SA(NTNV)(Channel:504000, Bandwidth:40, SCS:15, OFDM:DFT-s-OFDM, Modulation:Pi/2-BPSK, RB Number:216, RB Position:0)

Center Frequency (MHz)	OBW Power (%)	XdB Down (dB)	RBW (MHz)	Detector	OBW (MHz)	XdB Bandwidth (MHz)	Upper Limit (MHz)	Verdict
2520	99	26	1	Peak	38.75	41.07	40	Pass



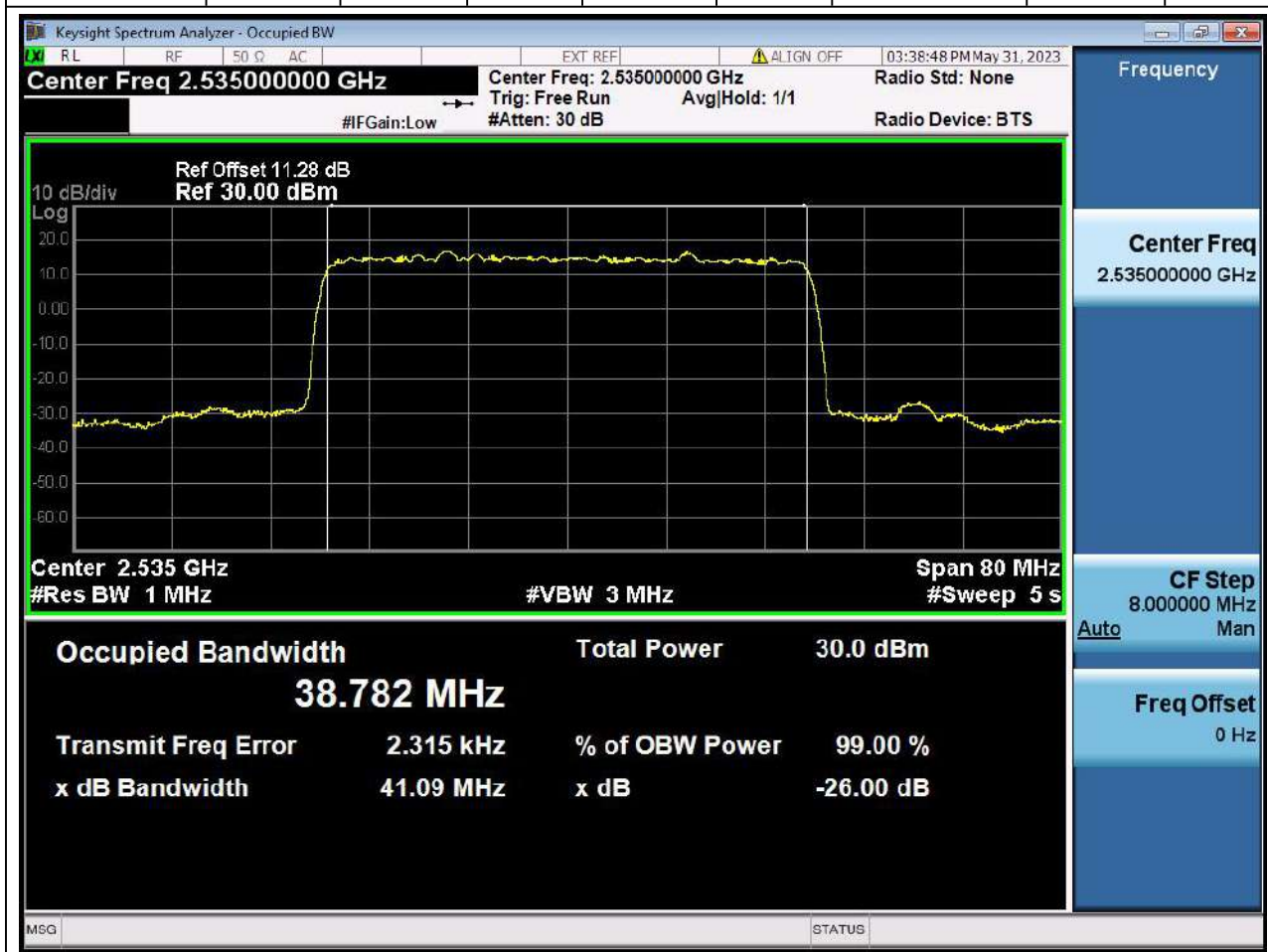
24.44. Occupied Bandwidth for SA(NTNV)(Channel:504000, Bandwidth:40, SCS:15, OFDM:DFT-s-OFDM, Modulation:QPSK, RB Number:216, RB Position:0)

Center Frequency (MHz)	OBW Power (%)	XdB Down (dB)	RBW (MHz)	Detector	OBW (MHz)	XdB Bandwidth (MHz)	Upper Limit (MHz)	Verdict
2520	99	26	1	Peak	38.64	41.07	40	Pass



24.45. Occupied Bandwidth for SA(NTNV)(Channel:507000, Bandwidth:40, SCS:15, OFDM:DFT-s-OFDM, Modulation:Pi/2-BPSK, RB Number:216, RB Position:0)

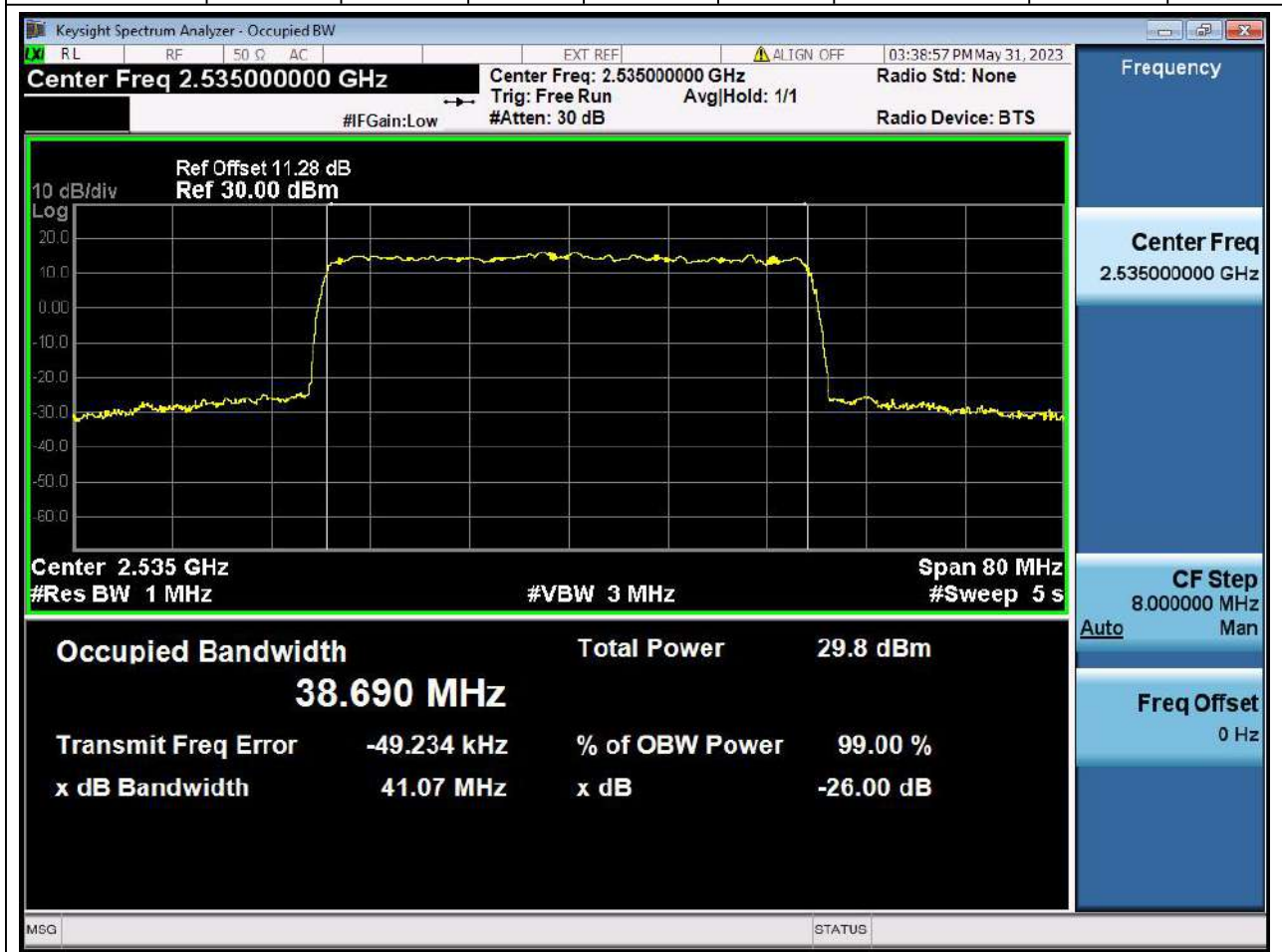
Center Frequency (MHz)	OBW Power (%)	XdB Down (dB)	RBW (MHz)	Detector	OBW (MHz)	XdB Bandwidth (MHz)	Upper Limit (MHz)	Verdict
2535	99	26	1	Peak	38.78	41.09	40	Pass





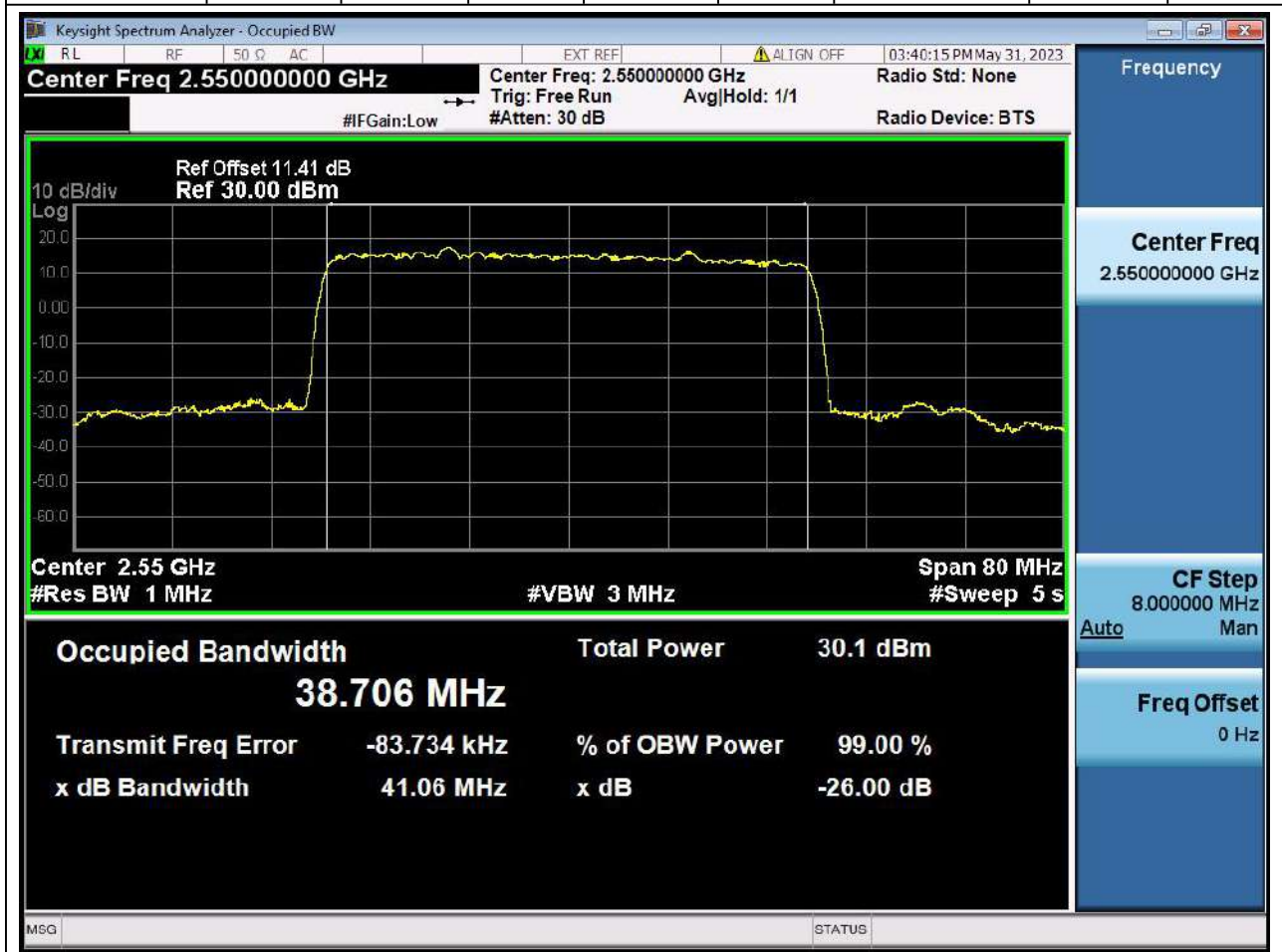
24.46. Occupied Bandwidth for SA(NTNV)(Channel:507000, Bandwidth:40, SCS:15, OFDM:DFT-s-OFDM, Modulation:QPSK, RB Number:216, RB Position:0)

Center Frequency (MHz)	OBW Power (%)	XdB Down (dB)	RBW (MHz)	Detector	OBW (MHz)	XdB Bandwidth (MHz)	Upper Limit (MHz)	Verdict
2535	99	26	1	Peak	38.69	41.07	40	Pass



**24.47. Occupied Bandwidth for SA(NTNV)(Channel:510000, Bandwidth:40, SCS:15, OFDM:DFT-s-OFDM, Modulation:Pi/2-BPSK, RB Number:216, RB Position:0)**

Center Frequency (MHz)	OBW Power (%)	XdB Down (dB)	RBW (MHz)	Detector	OBW (MHz)	XdB Bandwidth (MHz)	Upper Limit (MHz)	Verdict
2550	99	26	1	Peak	38.71	41.06	40	Pass



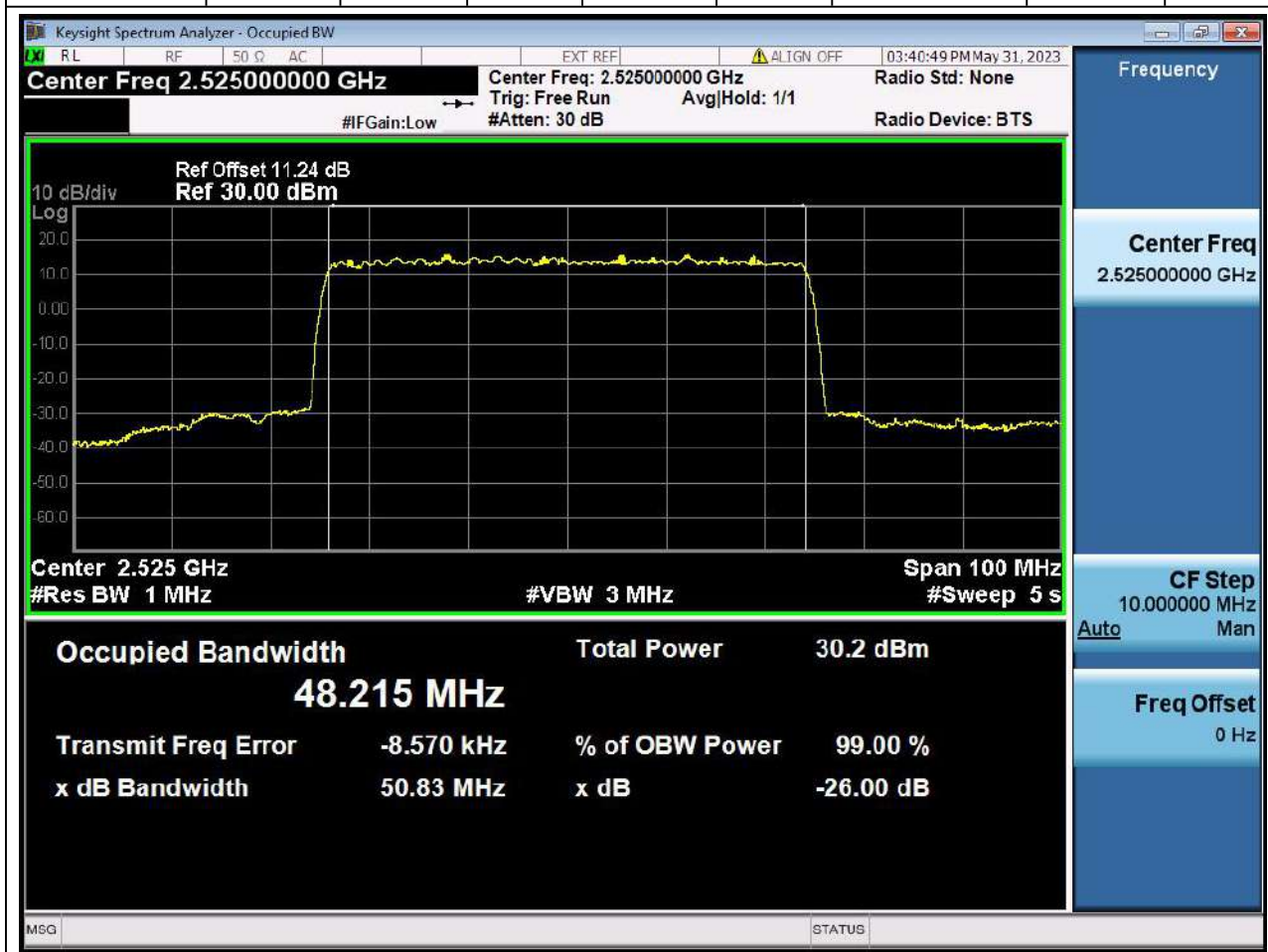
24.48. Occupied Bandwidth for SA(NTNV)(Channel:510000, Bandwidth:40, SCS:15, OFDM:DFT-s-OFDM, Modulation:QPSK, RB Number:216, RB Position:0)

Center Frequency (MHz)	OBW Power (%)	XdB Down (dB)	RBW (MHz)	Detector	OBW (MHz)	XdB Bandwidth (MHz)	Upper Limit (MHz)	Verdict
2550	99	26	1	Peak	38.62	41.05	40	Pass



**24.49. Occupied Bandwidth for SA(NTNV)(Channel:505000, Bandwidth:50, SCS:15, OFDM:DFT-s-OFDM, Modulation:Pi/2-BPSK, RB Number:270, RB Position:0)**

Center Frequency (MHz)	OBW Power (%)	XdB Down (dB)	RBW (MHz)	Detector	OBW (MHz)	XdB Bandwidth (MHz)	Upper Limit (MHz)	Verdict
2525	99	26	1	Peak	48.21	50.83	50	Pass



**24.50. Occupied Bandwidth for SA(NTNV)(Channel:505000, Bandwidth:50, SCS:15, OFDM:DFT-s-OFDM, Modulation:QPSK, RB Number:270, RB Position:0)**

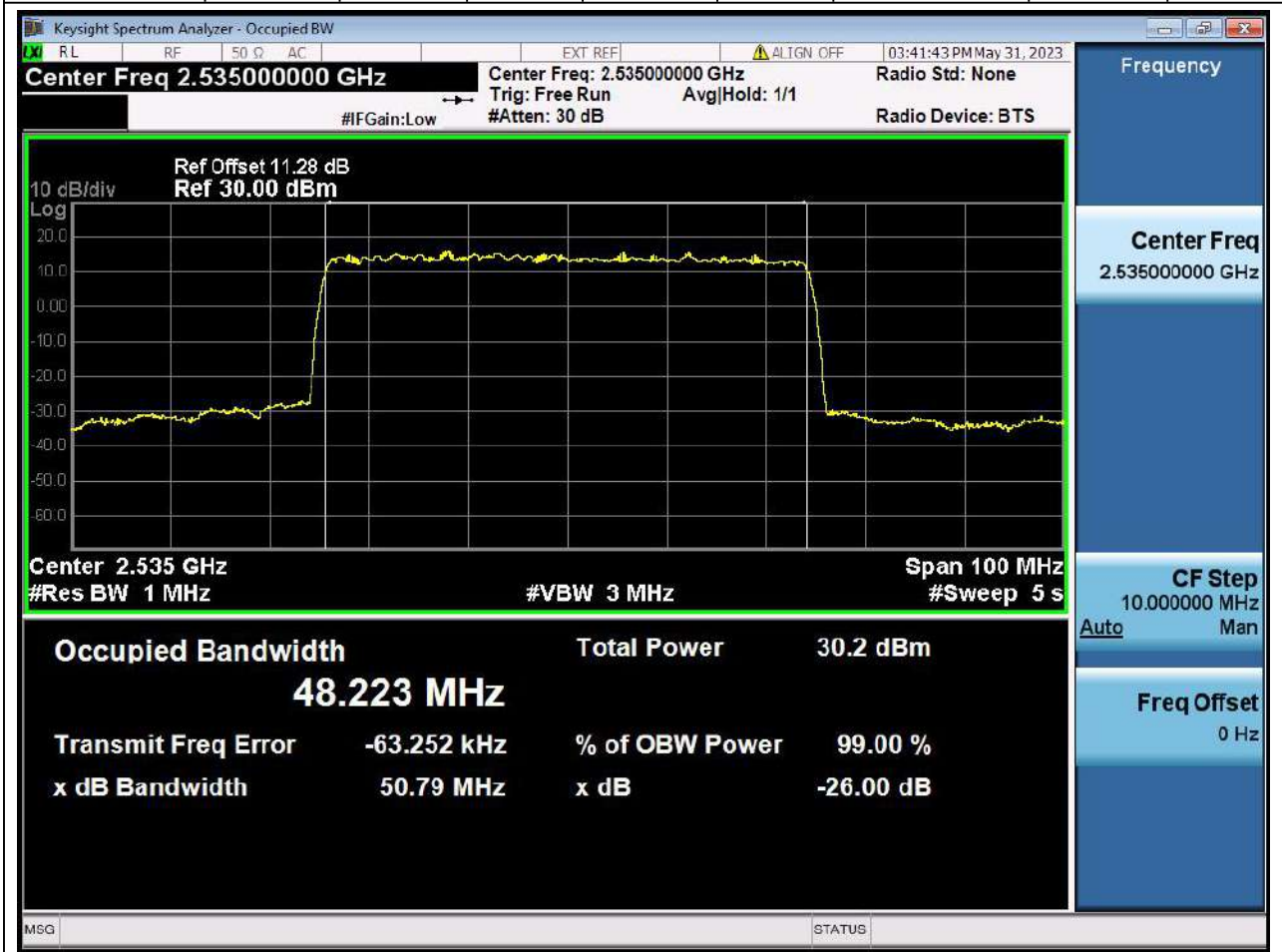
Center Frequency (MHz)	OBW Power (%)	XdB Down (dB)	RBW (MHz)	Detector	OBW (MHz)	XdB Bandwidth (MHz)	Upper Limit (MHz)	Verdict
2525	99	26	1	Peak	48.31	50.86	50	Pass





**24.51. Occupied Bandwidth for SA(NTNV)(Channel:507000, Bandwidth:50, SCS:15, OFDM:DFT-s-OFDM, Modulation:Pi/2-BPSK, RB Number:270, RB Position:0)**

Center Frequency (MHz)	OBW Power (%)	XdB Down (dB)	RBW (MHz)	Detector	OBW (MHz)	XdB Bandwidth (MHz)	Upper Limit (MHz)	Verdict
2535	99	26	1	Peak	48.22	50.79	50	Pass



24.52. Occupied Bandwidth for SA(NTNV)(Channel:507000, Bandwidth:50, SCS:15, OFDM:DFT-s-OFDM, Modulation:QPSK, RB Number:270, RB Position:0)

Center Frequency (MHz)	OBW Power (%)	XdB Down (dB)	RBW (MHz)	Detector	OBW (MHz)	XdB Bandwidth (MHz)	Upper Limit (MHz)	Verdict
2535	99	26	1	Peak	48.23	50.84	50	Pass



**24.53. Occupied Bandwidth for SA(NTNV)(Channel:509000, Bandwidth:50, SCS:15, OFDM:DFT-s-OFDM, Modulation:Pi/2-BPSK, RB Number:270, RB Position:0)**

Center Frequency (MHz)	OBW Power (%)	XdB Down (dB)	RBW (MHz)	Detector	OBW (MHz)	XdB Bandwidth (MHz)	Upper Limit (MHz)	Verdict
2545	99	26	1	Peak	48.14	50.79	50	Pass



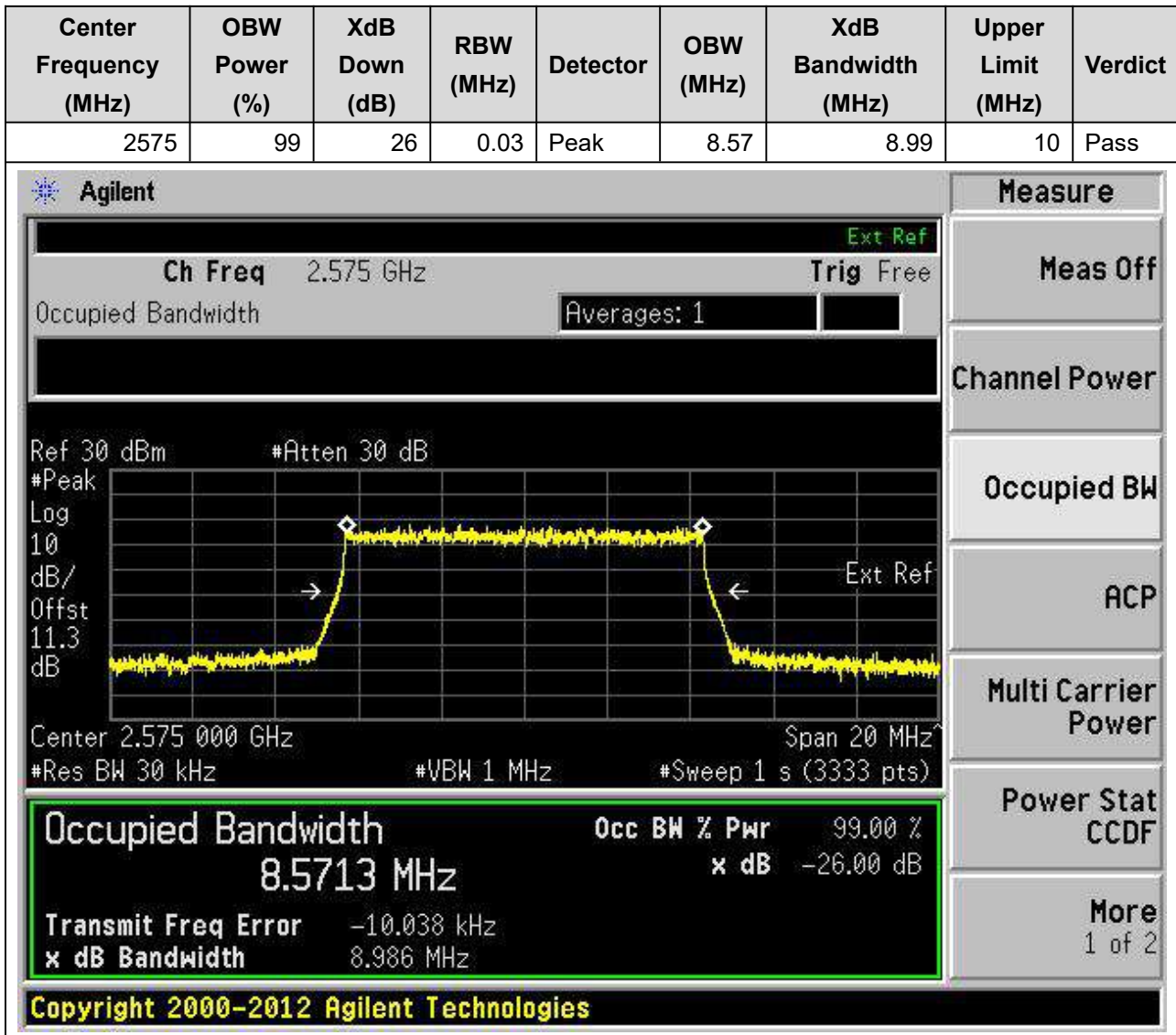
**24.54. Occupied Bandwidth for SA(NTNV)(Channel:509000, Bandwidth:50, SCS:15, OFDM:DFT-s-OFDM, Modulation:QPSK, RB Number:270, RB Position:0)**

Center Frequency (MHz)	OBW Power (%)	XdB Down (dB)	RBW (MHz)	Detector	OBW (MHz)	XdB Bandwidth (MHz)	Upper Limit (MHz)	Verdict
2545	99	26	1	Peak	48.15	50.78	50	Pass



## 25. n38\_PC3

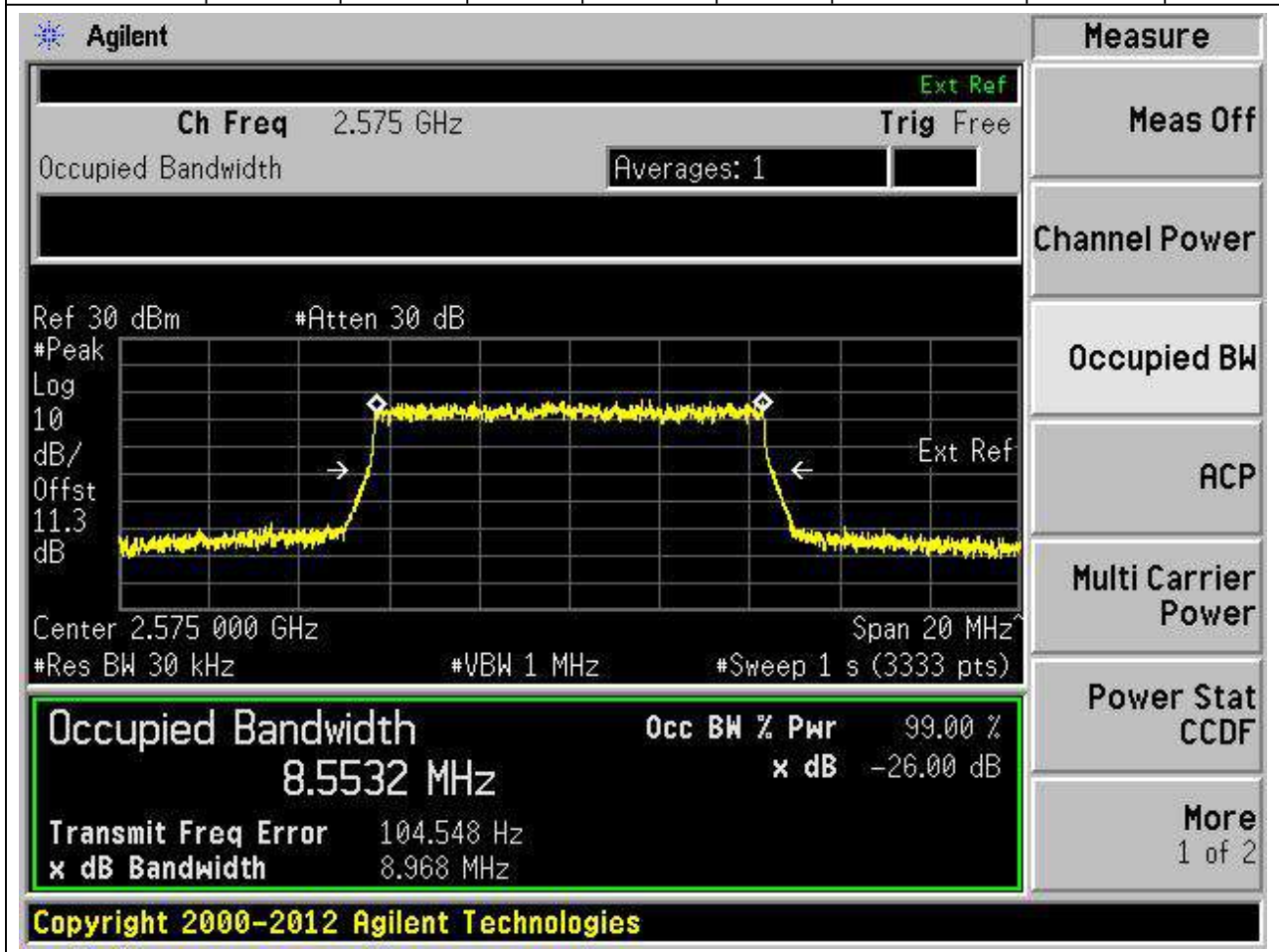
25.1. Occupied Bandwidth for SA(NTNV)(Channel:515000, Bandwidth:10, SCS:30, OFDM:DFT-s-OFDM, Modulation:Pi/2-BPSK, RB Number:24, RB Position:0)





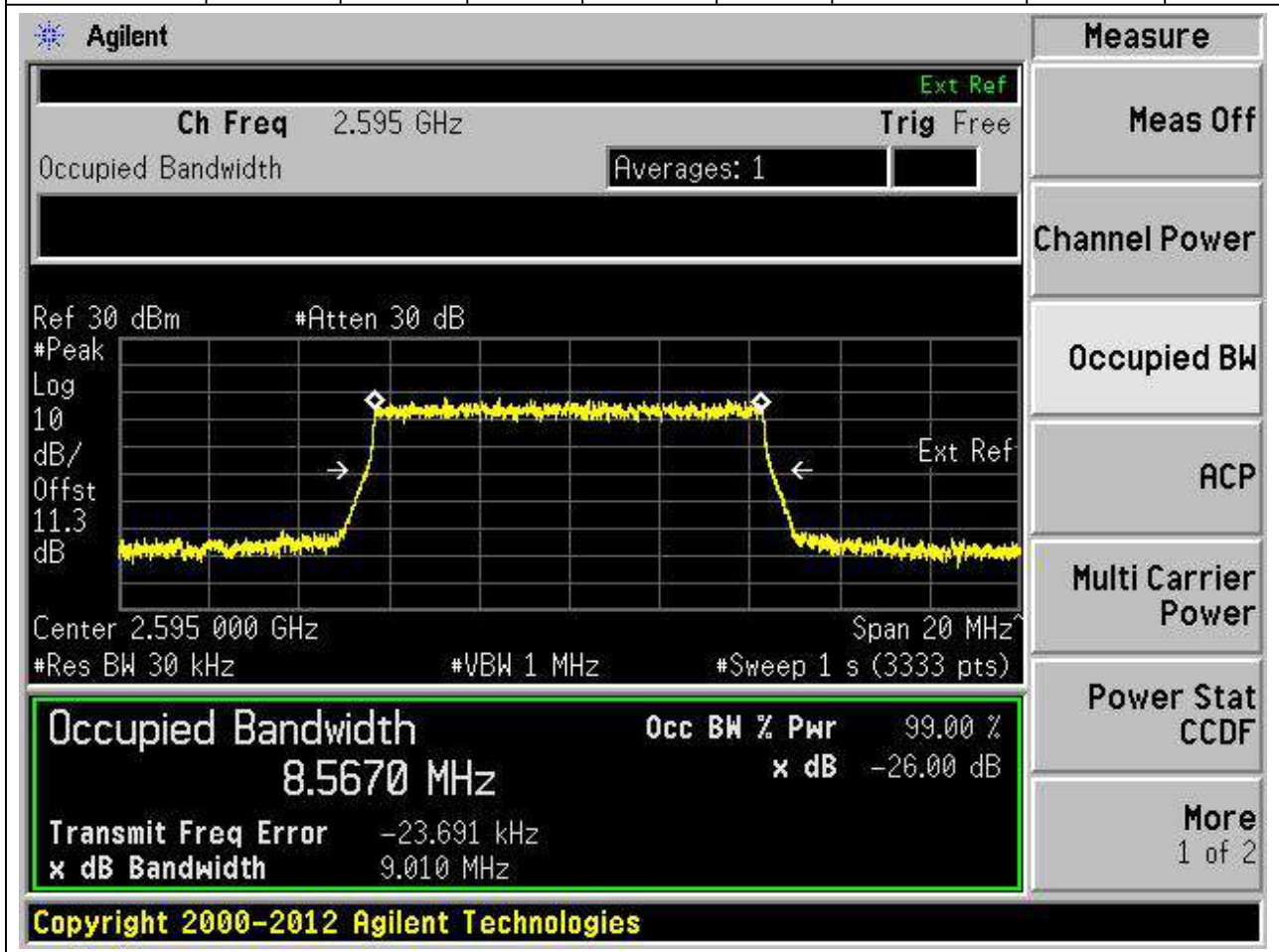
**25.2. Occupied Bandwidth for SA(NTNV)(Channel:515000, Bandwidth:10, SCS:30, OFDM:DFT-s-OFDM, Modulation:QPSK, RB Number:24, RB Position:0)**

Center Frequency (MHz)	OBW Power (%)	XdB Down (dB)	RBW (MHz)	Detector	OBW (MHz)	XdB Bandwidth (MHz)	Upper Limit (MHz)	Verdict
2575	99	26	0.03	Peak	8.55	8.97	10	Pass



**25.3. Occupied Bandwidth for SA(NTNV)(Channel:519000, Bandwidth:10, SCS:30, OFDM:DFT-s-OFDM, Modulation:Pi/2-BPSK, RB Number:24, RB Position:0)**

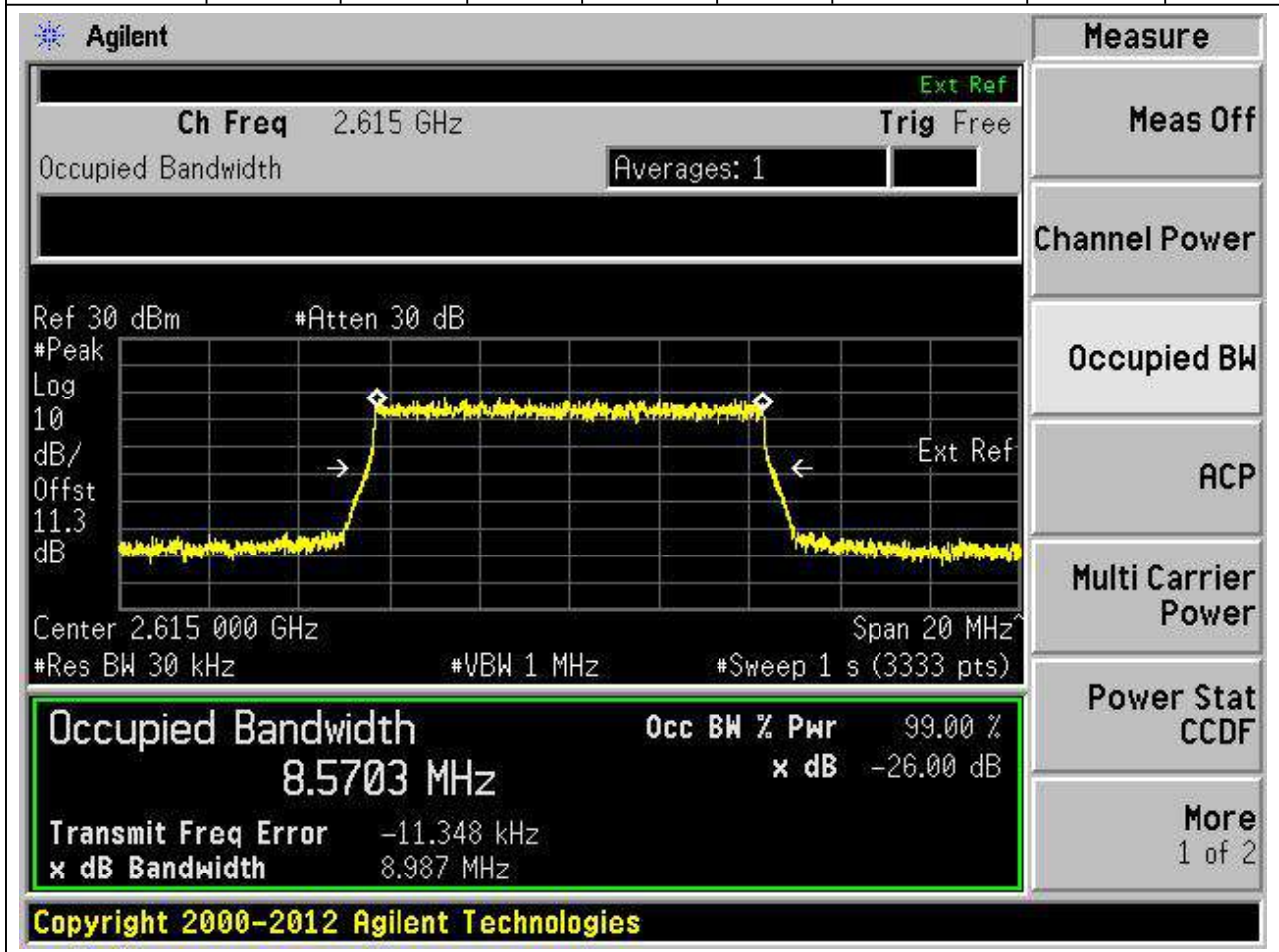
Center Frequency (MHz)	OBW Power (%)	XdB Down (dB)	RBW (MHz)	Detector	OBW (MHz)	XdB Bandwidth (MHz)	Upper Limit (MHz)	Verdict
2595	99	26	0.03	Peak	8.57	9.01	10	Pass





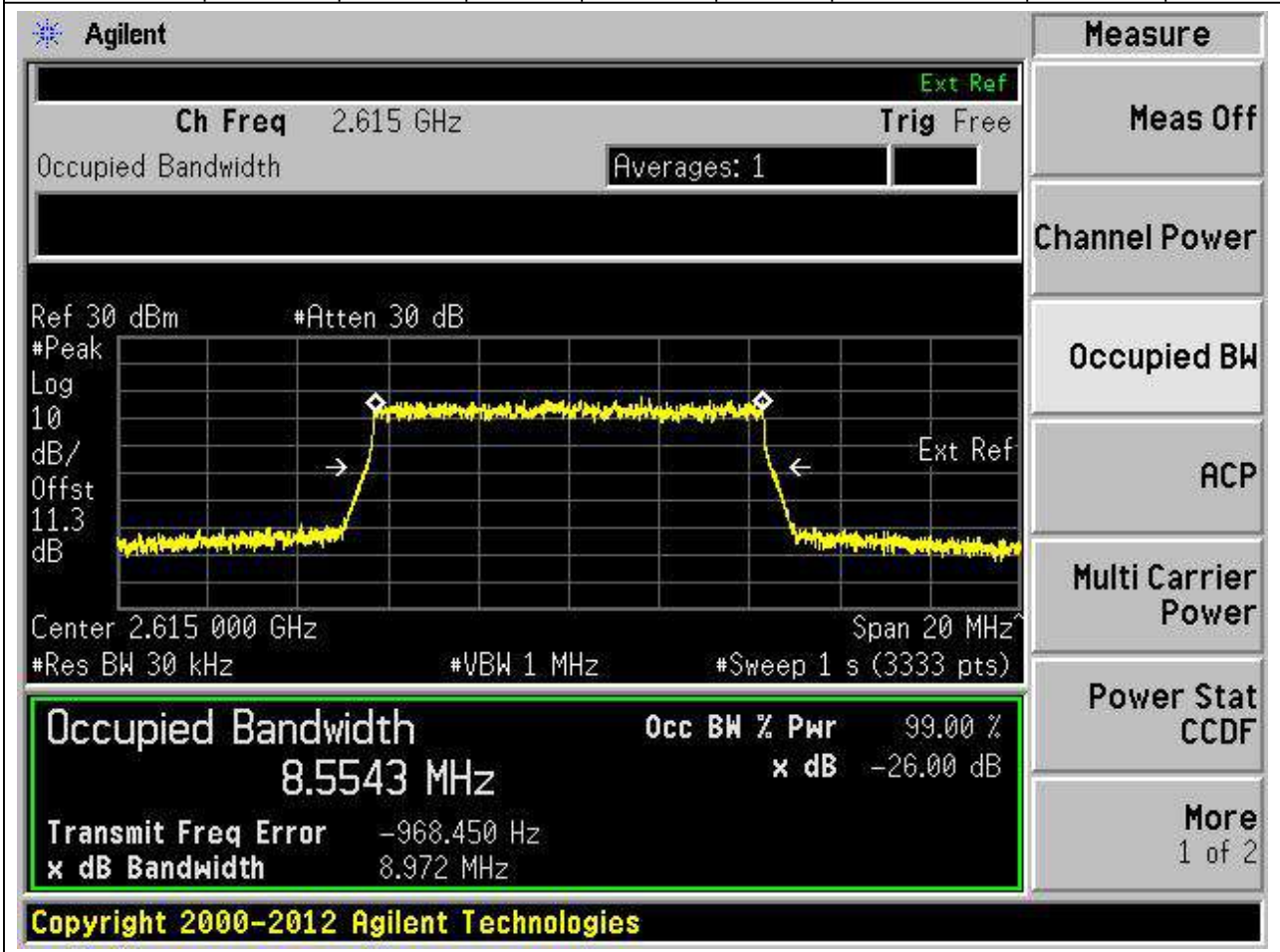
**25.5. Occupied Bandwidth for SA(NTNV)(Channel:523000, Bandwidth:10, SCS:30, OFDM:DFT-s-OFDM, Modulation:Pi/2-BPSK, RB Number:24, RB Position:0)**

Center Frequency (MHz)	OBW Power (%)	XdB Down (dB)	RBW (MHz)	Detector	OBW (MHz)	XdB Bandwidth (MHz)	Upper Limit (MHz)	Verdict
2615	99	26	0.03	Peak	8.57	8.99	10	Pass



**25.6. Occupied Bandwidth for SA(NTNV)(Channel:523000, Bandwidth:10, SCS:30, OFDM:DFT-s-OFDM, Modulation:QPSK, RB Number:24, RB Position:0)**

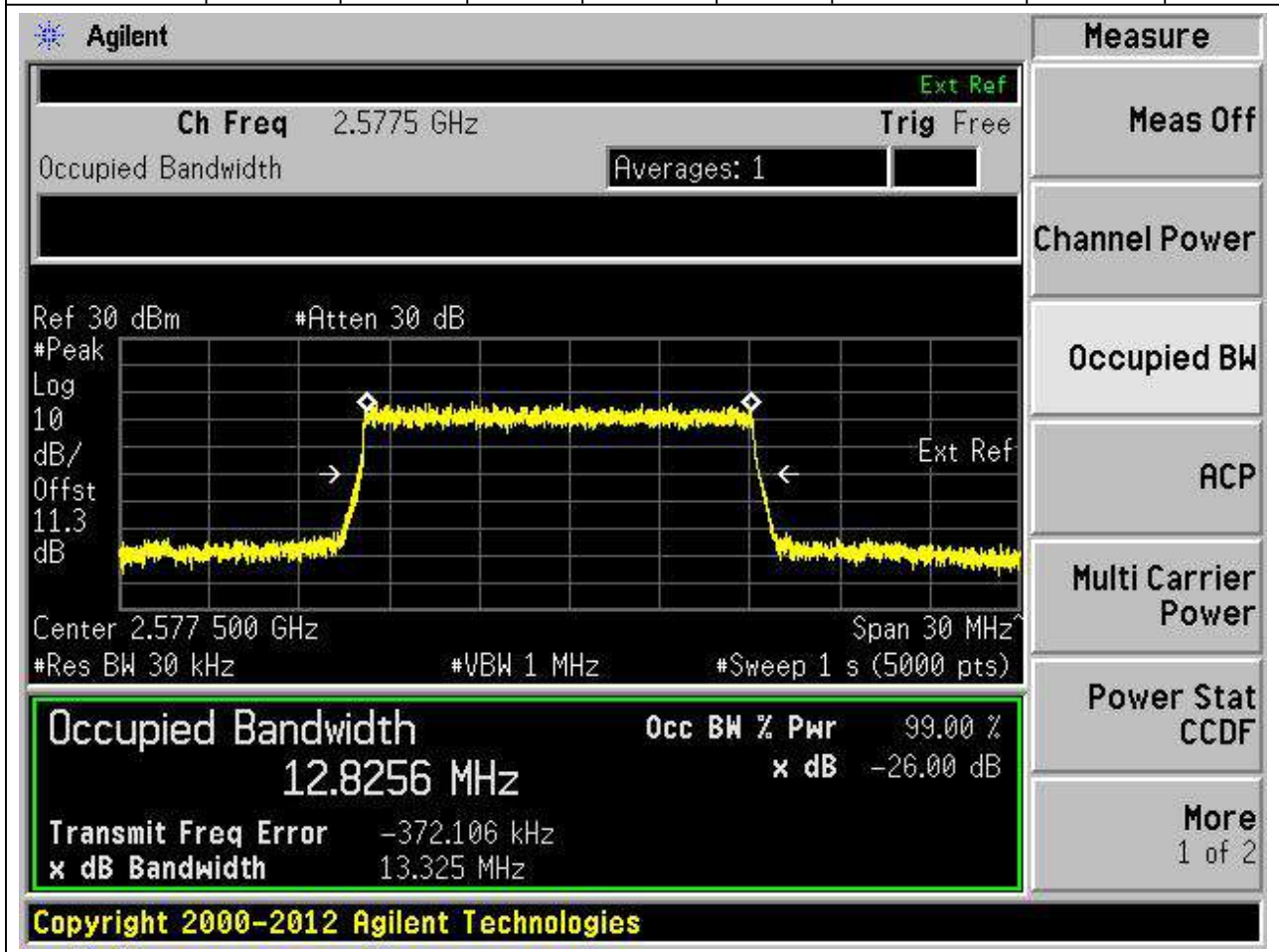
Center Frequency (MHz)	OBW Power (%)	XdB Down (dB)	RBW (MHz)	Detector	OBW (MHz)	XdB Bandwidth (MHz)	Upper Limit (MHz)	Verdict
2615	99	26	0.03	Peak	8.55	8.97	10	Pass





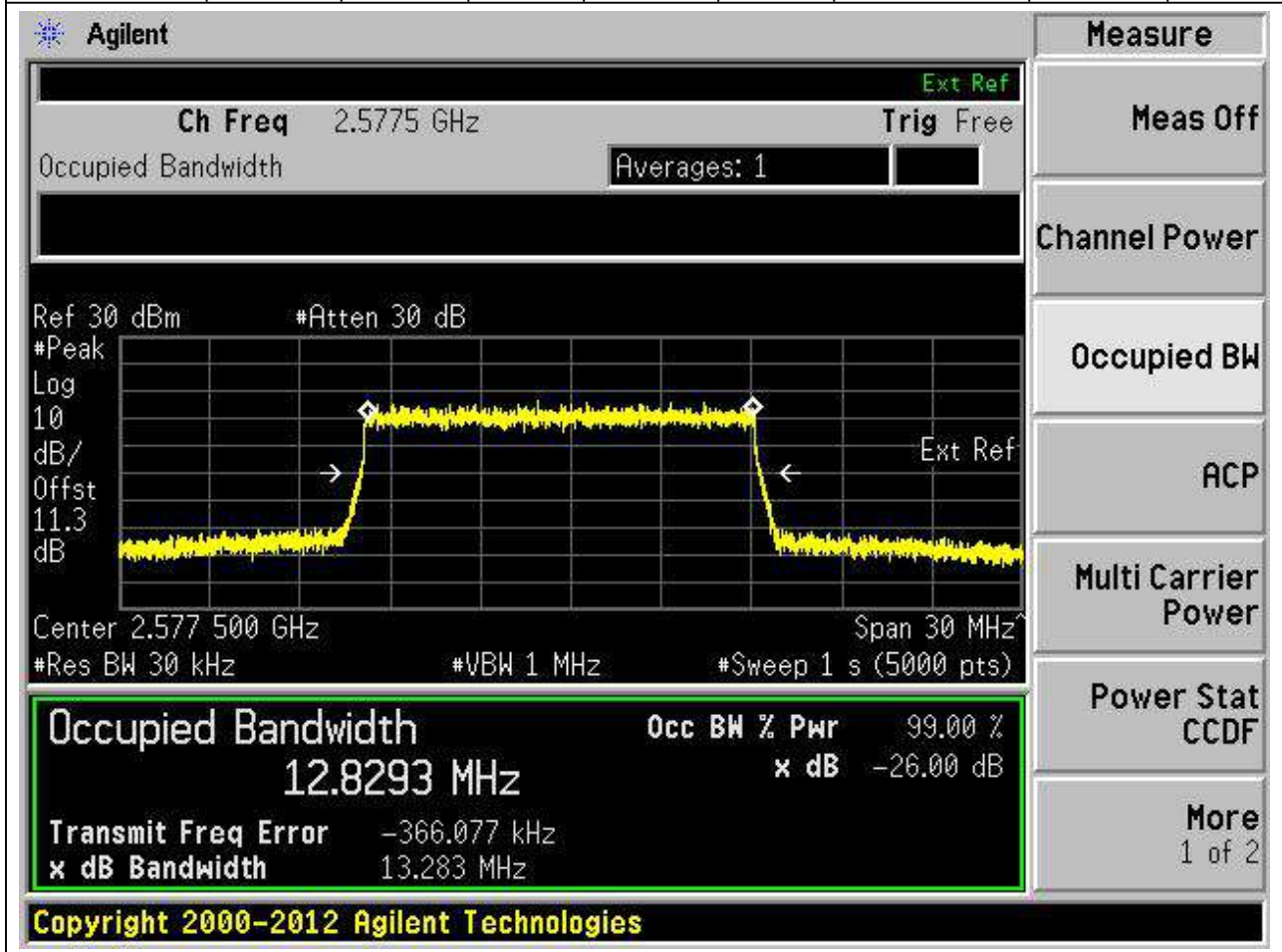
**25.7. Occupied Bandwidth for SA(NTNV)(Channel:515500, Bandwidth:15, SCS:30, OFDM:DFT-s-OFDM, Modulation:Pi/2-BPSK, RB Number:36, RB Position:0)**

Center Frequency (MHz)	OBW Power (%)	XdB Down (dB)	RBW (MHz)	Detector	OBW (MHz)	XdB Bandwidth (MHz)	Upper Limit (MHz)	Verdict
2577.5	99	26	0.03	Peak	12.83	13.32	15	Pass



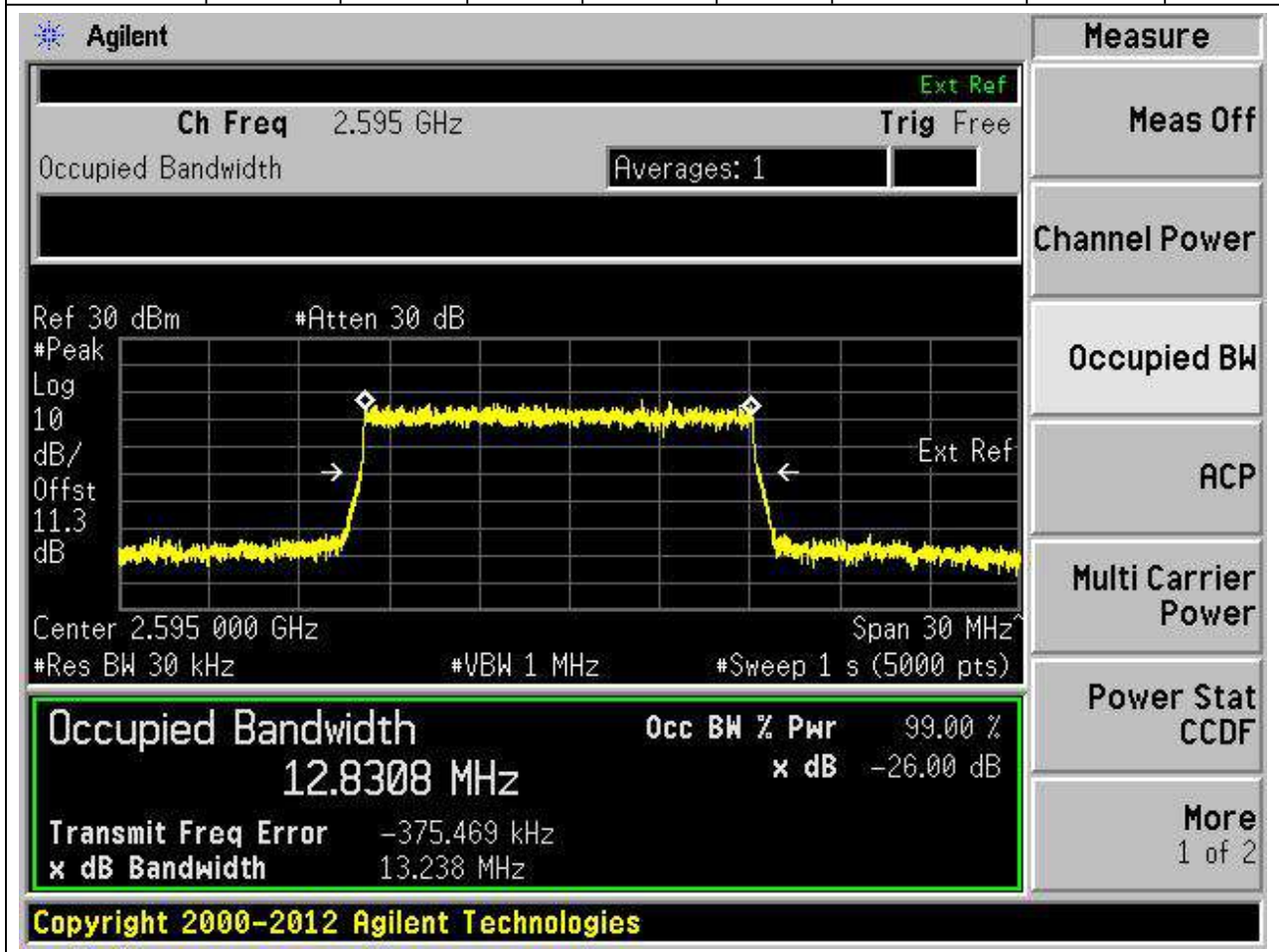
**25.8. Occupied Bandwidth for SA(NTNV)(Channel:515500, Bandwidth:15, SCS:30, OFDM:DFT-s-OFDM, Modulation:QPSK, RB Number:36, RB Position:0)**

Center Frequency (MHz)	OBW Power (%)	XdB Down (dB)	RBW (MHz)	Detector	OBW (MHz)	XdB Bandwidth (MHz)	Upper Limit (MHz)	Verdict
2577.5	99	26	0.03	Peak	12.83	13.28	15	Pass



**25.9. Occupied Bandwidth for SA(NTNV)(Channel:519000, Bandwidth:15, SCS:30, OFDM:DFT-s-OFDM, Modulation:Pi/2-BPSK, RB Number:36, RB Position:0)**

Center Frequency (MHz)	OBW Power (%)	XdB Down (dB)	RBW (MHz)	Detector	OBW (MHz)	XdB Bandwidth (MHz)	Upper Limit (MHz)	Verdict
2595	99	26	0.03	Peak	12.83	13.24	15	Pass



**25.10. Occupied Bandwidth for SA(NTNV)(Channel:519000, Bandwidth:15, SCS:30, OFDM:DFT-s-OFDM, Modulation:QPSK, RB Number:36, RB Position:0)**

Center Frequency (MHz)	OBW Power (%)	XdB Down (dB)	RBW (MHz)	Detector	OBW (MHz)	XdB Bandwidth (MHz)	Upper Limit (MHz)	Verdict
2595	99	26	0.03	Peak	12.83	13.29	15	Pass

The screenshot displays the Agilent spectrum analyzer interface. The main display shows a spectrum plot with a yellow signal trace. The plot is centered at 2.595 GHz with a 30 MHz span. The signal is a rectangular pulse with a bandwidth of approximately 12.8 MHz. The measurement results are summarized in the bottom section of the screen:

<b>Occupied Bandwidth</b>	<b>Occ BW % Pwr</b>	99.00 %
12.8266 MHz	<b>x dB</b>	-26.00 dB
<b>Transmit Freq Error</b>		-363.390 kHz
<b>x dB Bandwidth</b>		13.289 MHz

Additional parameters shown in the interface include: Ch Freq 2.595 GHz, Trig Free, Averages: 1, Ref 30 dBm, #Atten 30 dB, #Peak Log, 10 dB/Offst, 11.3 dB, Center 2.595 000 GHz, Span 30 MHz, #Res BW 30 kHz, #VBW 1 MHz, #Sweep 1 s (5000 pts). The bottom of the screen displays the copyright notice: Copyright 2000-2012 Agilent Technologies.

**25.11. Occupied Bandwidth for SA(NTNV)(Channel:522500, Bandwidth:15, SCS:30, OFDM:DFT-s-OFDM, Modulation:Pi/2-BPSK, RB Number:36, RB Position:0)**

Center Frequency (MHz)	OBW Power (%)	XdB Down (dB)	RBW (MHz)	Detector	OBW (MHz)	XdB Bandwidth (MHz)	Upper Limit (MHz)	Verdict
2612.5	99	26	0.03	Peak	12.84	13.33	15	Pass

The screenshot displays the Agilent spectrum analyzer interface. The main display shows a signal spectrum with a yellow trace. The 'Occupied Bandwidth' measurement is highlighted in a green box. The results are as follows:

Measurement	Value
Occupied Bandwidth	12.8387 MHz
Occ BW % Pwr	99.00 %
x dB	-26.00 dB
Transmit Freq Error	-376.779 kHz
x dB Bandwidth	13.326 MHz

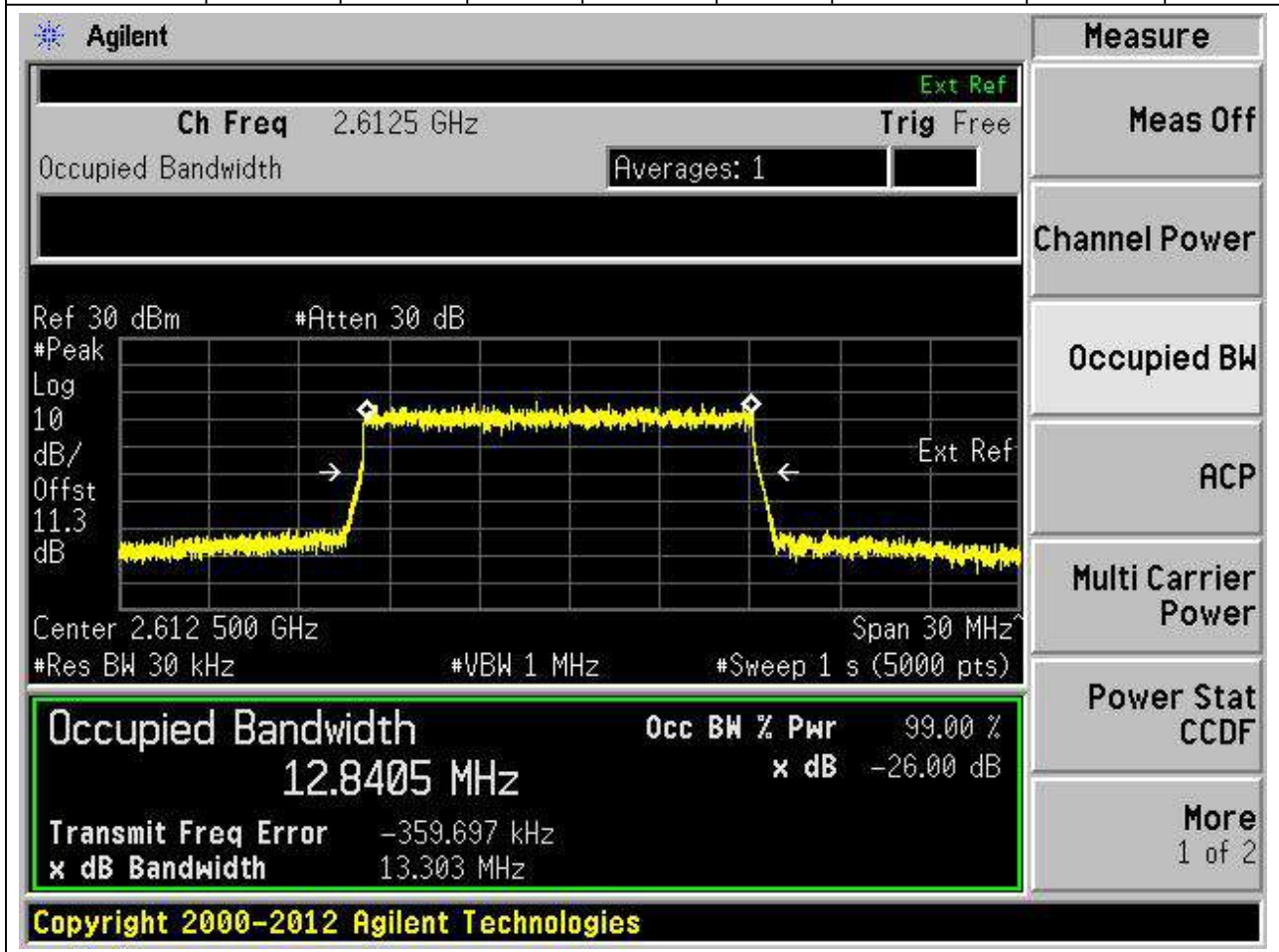
Other parameters shown in the interface include: Ch Freq 2.6125 GHz, Trig Free, Averages: 1, Ref 30 dBm, #Atten 30 dB, #Peak Log, 10 dB/Offst, 11.3 dB, Center 2.612 500 GHz, Span 30 MHz, #Res BW 30 kHz, #VBW 1 MHz, #Sweep 1 s (5000 pts).

Copyright 2000-2012 Agilent Technologies



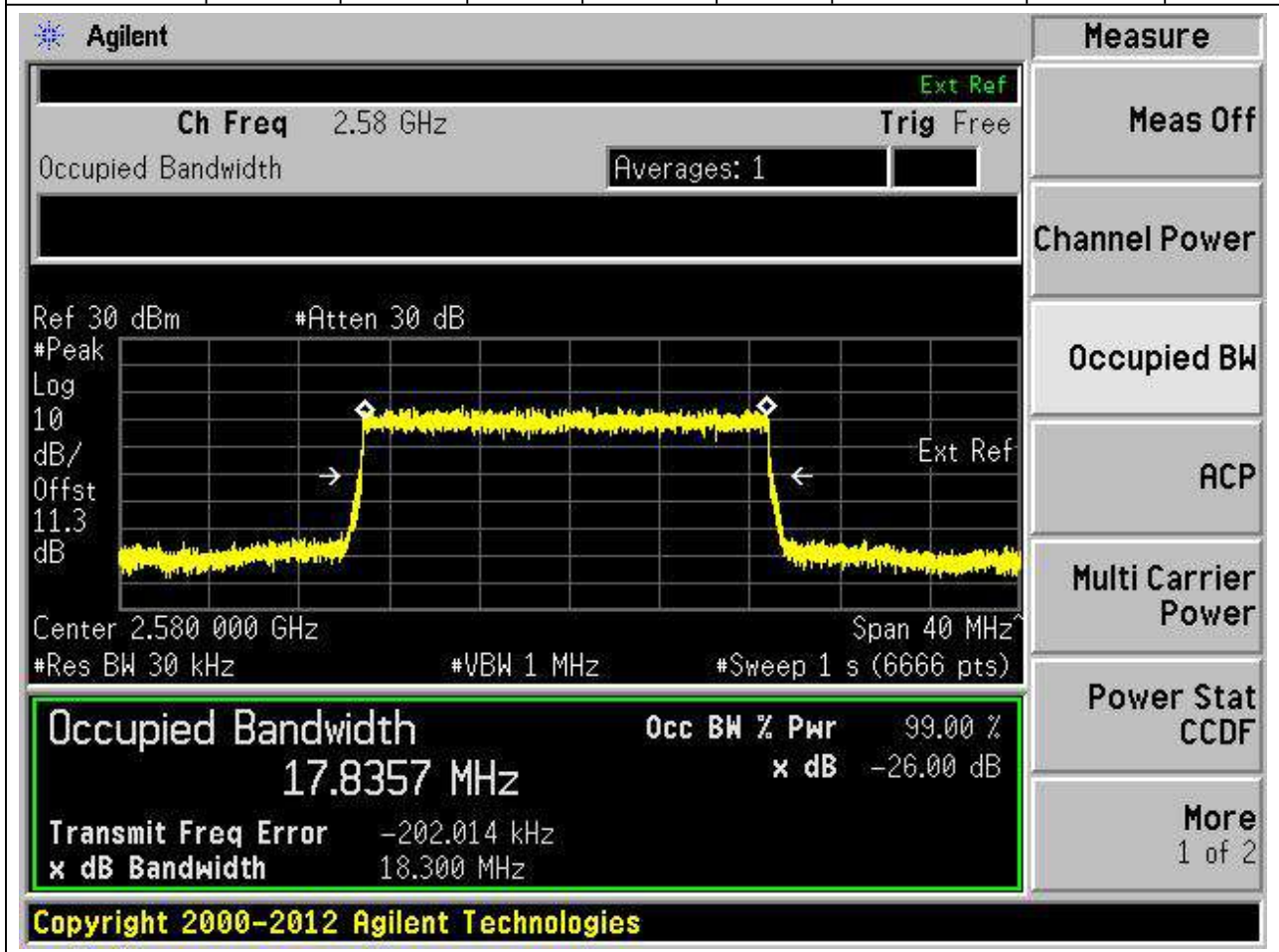
**25.12. Occupied Bandwidth for SA(NTNV)(Channel:522500, Bandwidth:15, SCS:30, OFDM:DFT-s-OFDM, Modulation:QPSK, RB Number:36, RB Position:0)**

Center Frequency (MHz)	OBW Power (%)	XdB Down (dB)	RBW (MHz)	Detector	OBW (MHz)	XdB Bandwidth (MHz)	Upper Limit (MHz)	Verdict
2612.5	99	26	0.03	Peak	12.84	13.3	15	Pass



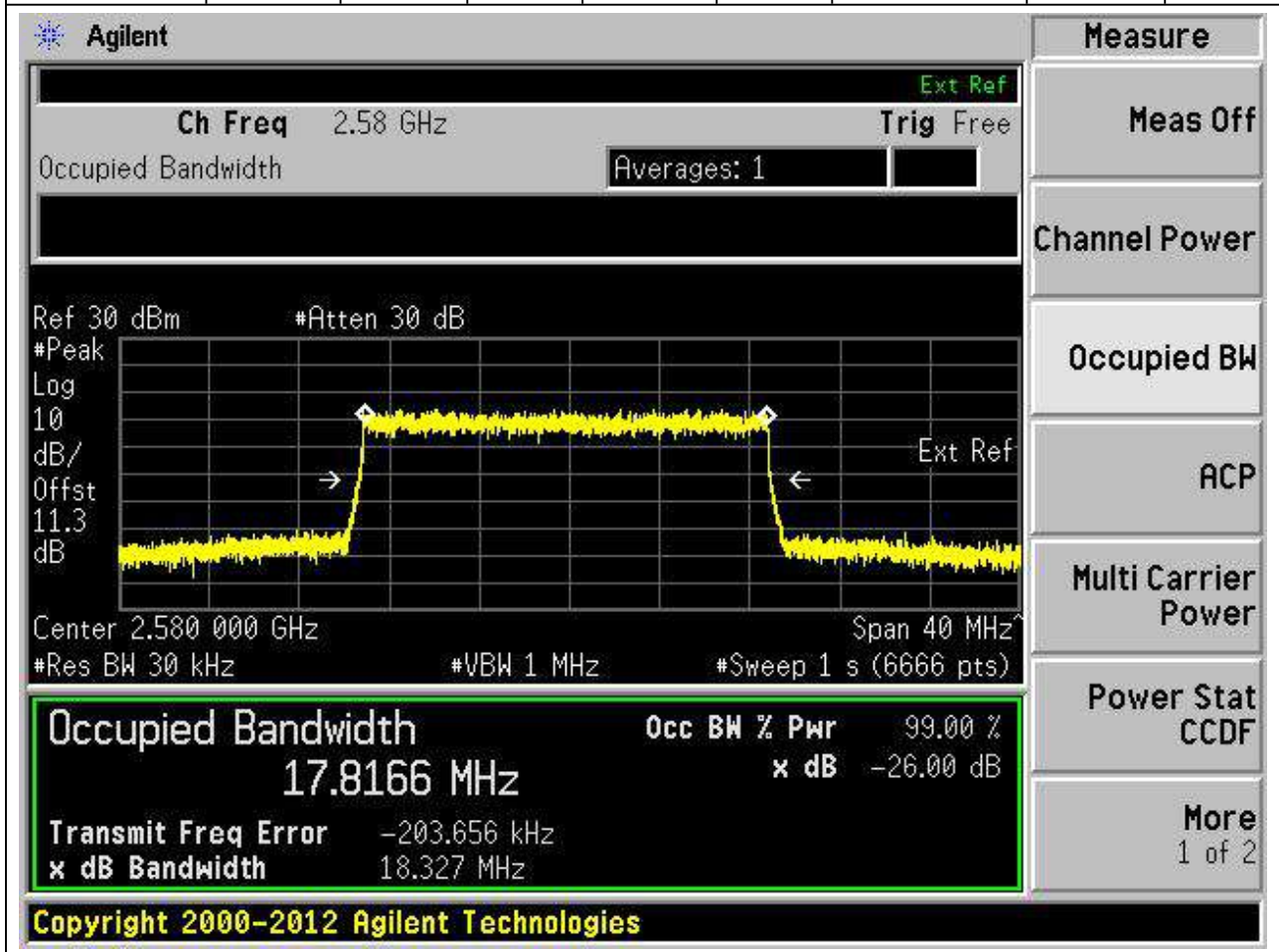
**25.13. Occupied Bandwidth for SA(NTNV)(Channel:516000, Bandwidth:20, SCS:30, OFDM:DFT-s-OFDM, Modulation:Pi/2-BPSK, RB Number:50, RB Position:0)**

Center Frequency (MHz)	OBW Power (%)	XdB Down (dB)	RBW (MHz)	Detector	OBW (MHz)	XdB Bandwidth (MHz)	Upper Limit (MHz)	Verdict
2580	99	26	0.03	Peak	17.84	18.3	20	Pass



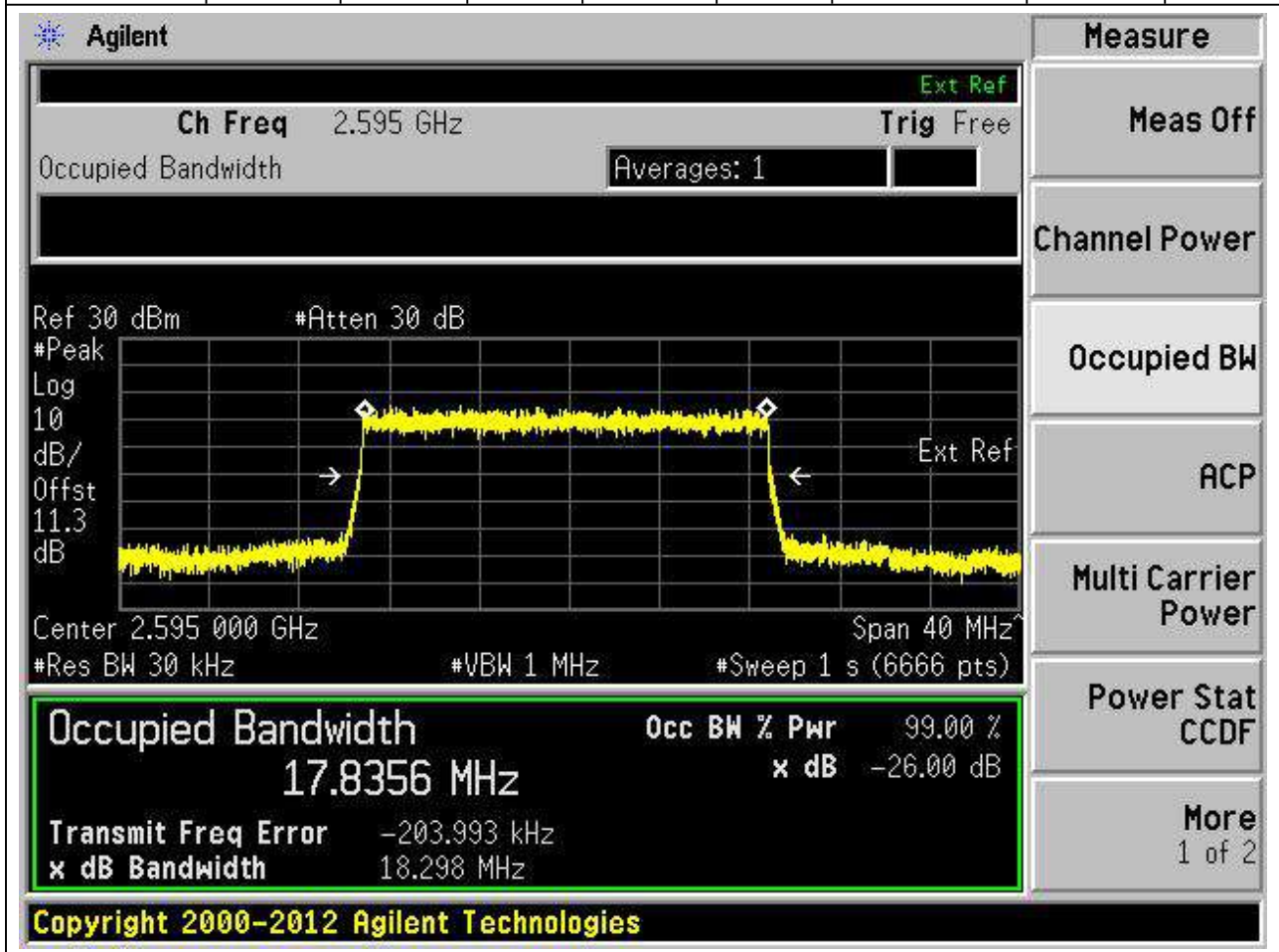
**25.14. Occupied Bandwidth for SA(NTNV)(Channel:516000, Bandwidth:20, SCS:30, OFDM:DFT-s-OFDM, Modulation:QPSK, RB Number:50, RB Position:0)**

Center Frequency (MHz)	OBW Power (%)	XdB Down (dB)	RBW (MHz)	Detector	OBW (MHz)	XdB Bandwidth (MHz)	Upper Limit (MHz)	Verdict
2580	99	26	0.03	Peak	17.82	18.33	20	Pass



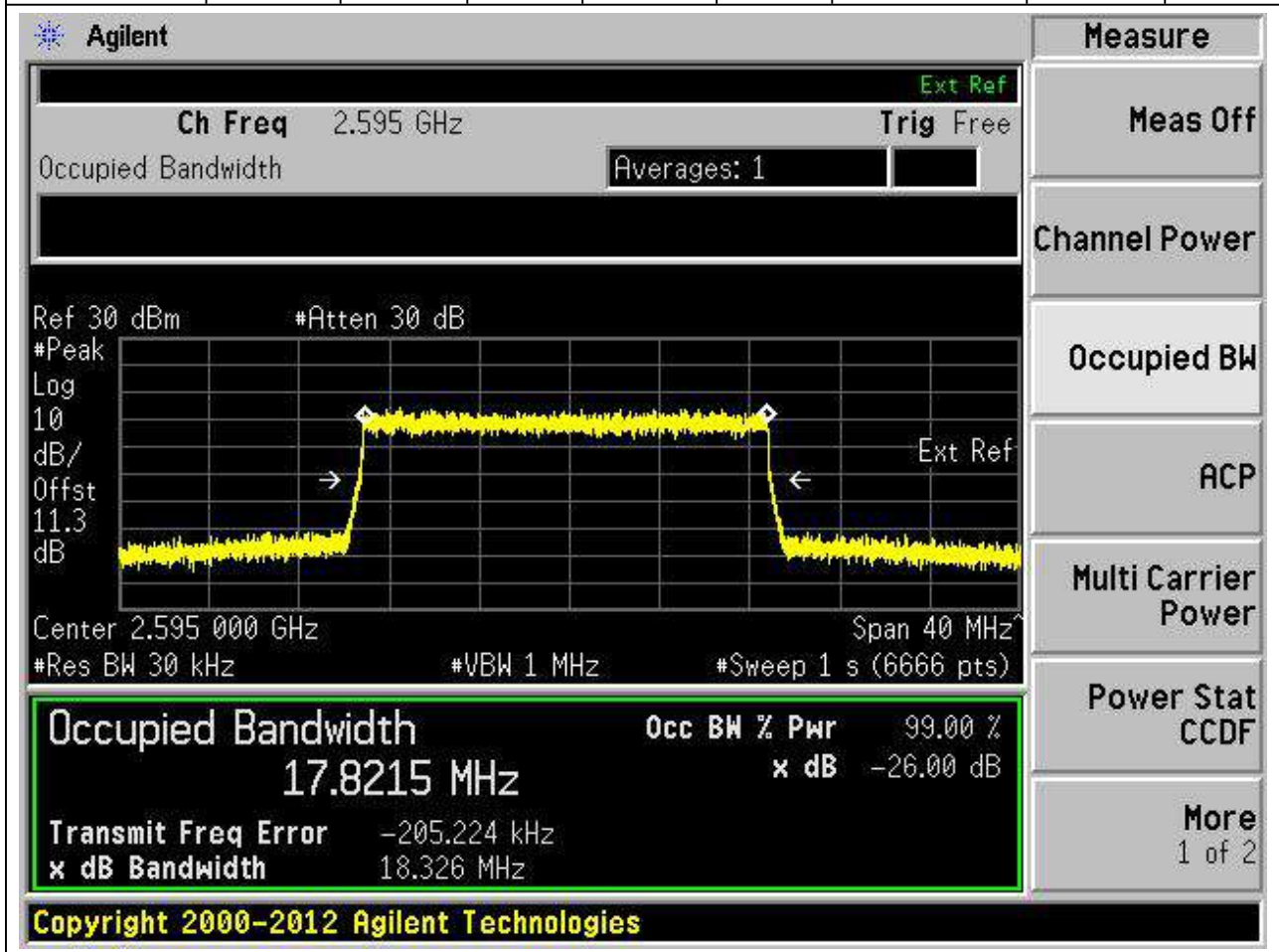
**25.15. Occupied Bandwidth for SA(NTNV)(Channel:519000, Bandwidth:20, SCS:30, OFDM:DFT-s-OFDM, Modulation:Pi/2-BPSK, RB Number:50, RB Position:0)**

Center Frequency (MHz)	OBW Power (%)	XdB Down (dB)	RBW (MHz)	Detector	OBW (MHz)	XdB Bandwidth (MHz)	Upper Limit (MHz)	Verdict
2595	99	26	0.03	Peak	17.84	18.3	20	Pass



**25.16. Occupied Bandwidth for SA(NTNV)(Channel:519000, Bandwidth:20, SCS:30, OFDM:DFT-s-OFDM, Modulation:QPSK, RB Number:50, RB Position:0)**

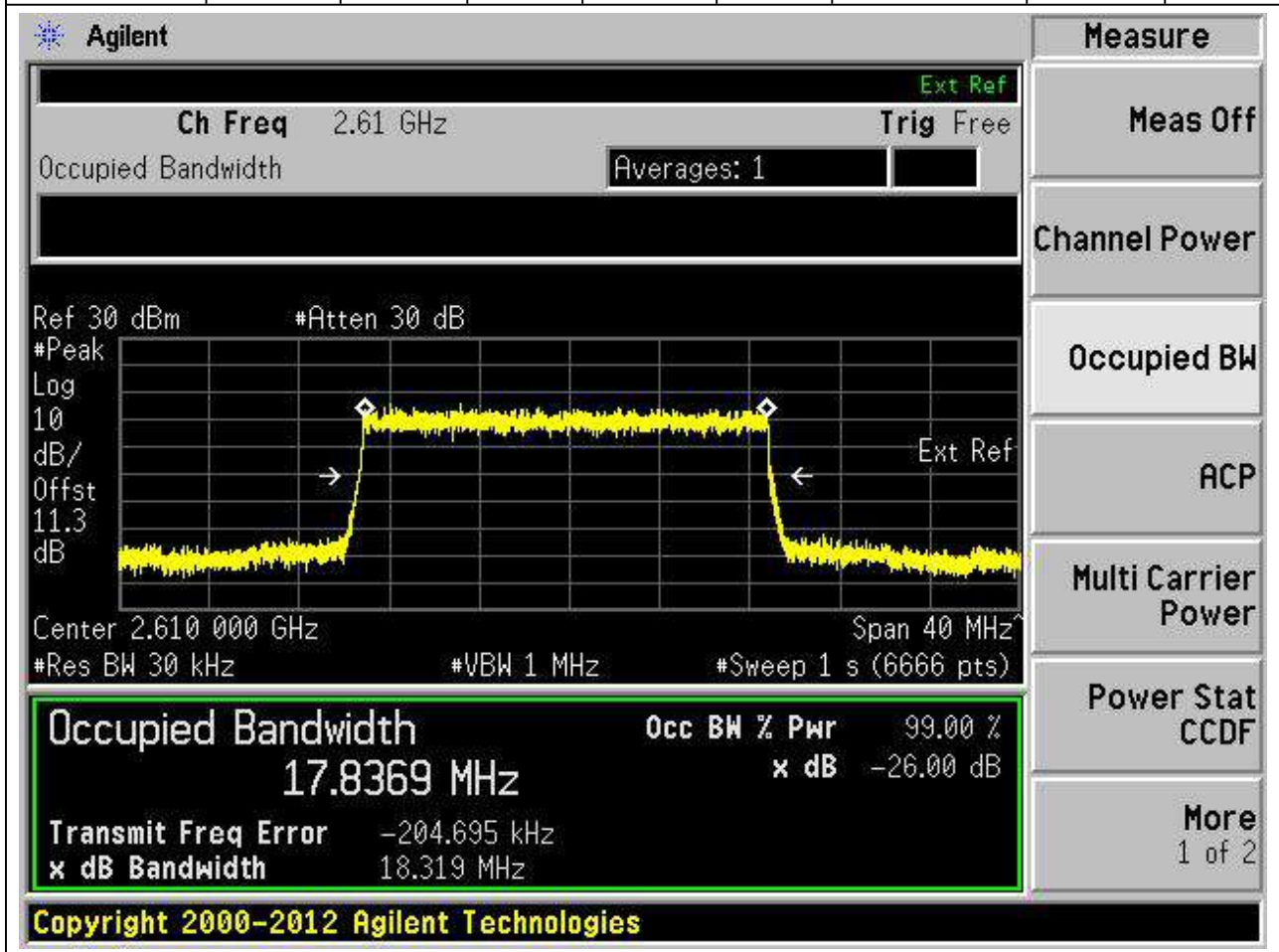
Center Frequency (MHz)	OBW Power (%)	XdB Down (dB)	RBW (MHz)	Detector	OBW (MHz)	XdB Bandwidth (MHz)	Upper Limit (MHz)	Verdict
2595	99	26	0.03	Peak	17.82	18.33	20	Pass





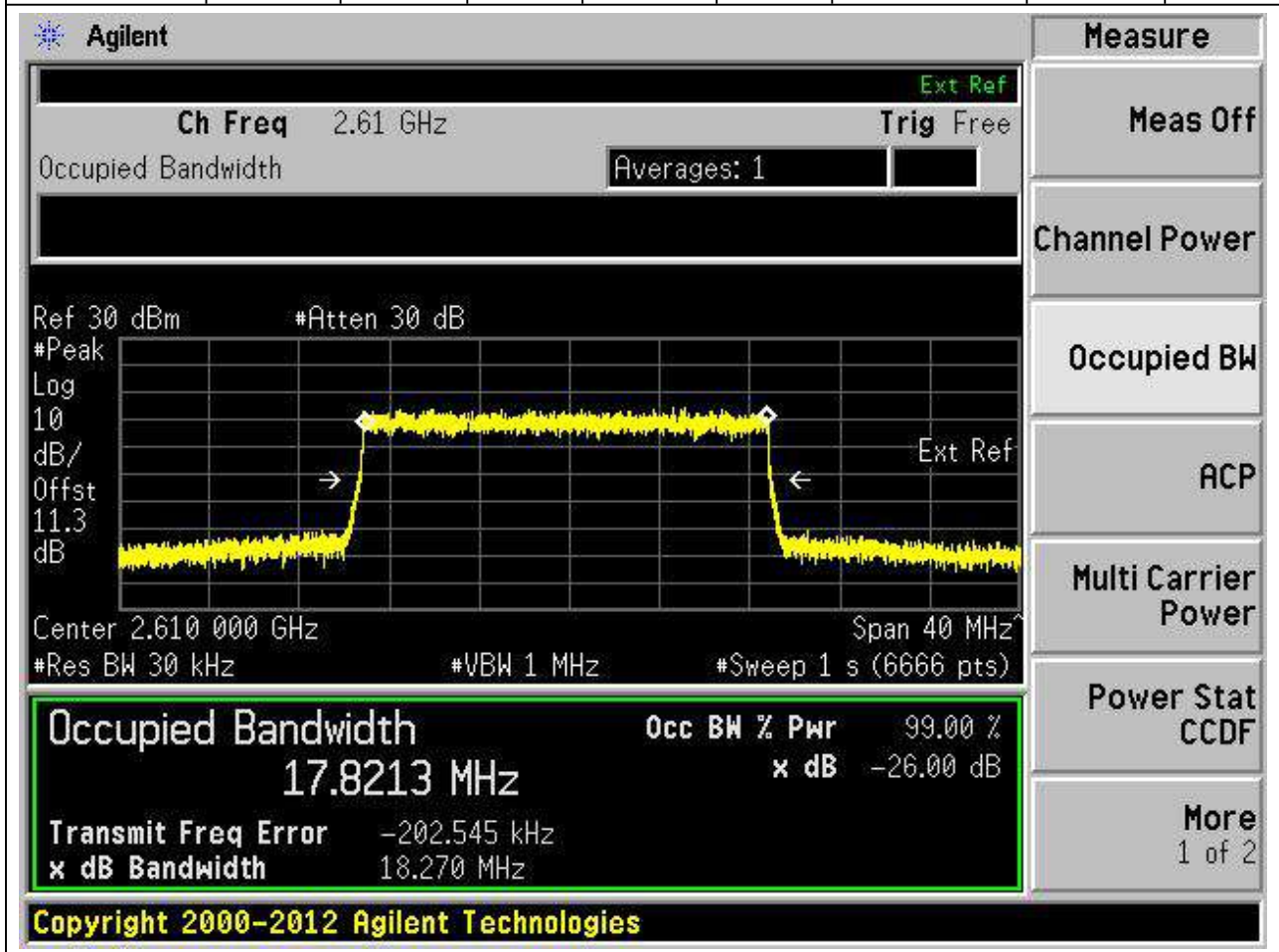
**25.17. Occupied Bandwidth for SA(NTNV)(Channel:522000, Bandwidth:20, SCS:30, OFDM:DFT-s-OFDM, Modulation:Pi/2-BPSK, RB Number:50, RB Position:0)**

Center Frequency (MHz)	OBW Power (%)	XdB Down (dB)	RBW (MHz)	Detector	OBW (MHz)	XdB Bandwidth (MHz)	Upper Limit (MHz)	Verdict
2610	99	26	0.03	Peak	17.84	18.32	20	Pass



**25.18. Occupied Bandwidth for SA(NTNV)(Channel:522000, Bandwidth:20, SCS:30, OFDM:DFT-s-OFDM, Modulation:QPSK, RB Number:50, RB Position:0)**

Center Frequency (MHz)	OBW Power (%)	XdB Down (dB)	RBW (MHz)	Detector	OBW (MHz)	XdB Bandwidth (MHz)	Upper Limit (MHz)	Verdict
2610	99	26	0.03	Peak	17.82	18.27	20	Pass



**25.19. Occupied Bandwidth for SA(NTNV)(Channel:516500, Bandwidth:25, SCS:30, OFDM:DFT-s-OFDM, Modulation:Pi/2-BPSK, RB Number:64, RB Position:0)**

Center Frequency (MHz)	OBW Power (%)	XdB Down (dB)	RBW (MHz)	Detector	OBW (MHz)	XdB Bandwidth (MHz)	Upper Limit (MHz)	Verdict
2582.5	99	26	1	Peak	23.18	25.17	25	Pass

The screenshot displays the Agilent spectrum analyzer interface. The main display shows a signal trace with a peak at 2.5825 GHz. The 'Occupied Bandwidth' measurement is highlighted in a green box, showing a value of 23.1839 MHz. The 'Occ BW % Pwr' is 99.00% and the 'x dB' is -26.00 dB. Other parameters shown include 'Transmit Freq Error' at -173.139 kHz and 'x dB Bandwidth' at 25.173 MHz. The interface also includes a 'Measure' menu on the right with options like 'Meas Off', 'Channel Power', 'Occupied BW', 'ACP', 'Multi Carrier Power', 'Power Stat CCDF', and 'More 1 of 2'. The bottom of the screen displays the copyright notice: 'Copyright 2000-2012 Agilent Technologies'.

**25.20. Occupied Bandwidth for SA(NTNV)(Channel:516500, Bandwidth:25, SCS:30, OFDM:DFT-s-OFDM, Modulation:QPSK, RB Number:64, RB Position:0)**

Center Frequency (MHz)	OBW Power (%)	XdB Down (dB)	RBW (MHz)	Detector	OBW (MHz)	XdB Bandwidth (MHz)	Upper Limit (MHz)	Verdict
2582.5	99	26	1	Peak	23.26	25.34	25	Pass

The screenshot displays the Agilent spectrum analyzer interface. The main display shows a spectrum plot with a yellow trace representing the signal. The plot is centered at 2.5825 GHz with a span of 50 MHz. The vertical axis is labeled 'dB/Offst' with a scale of 10 dB and an offset of 11.3 dB. The horizontal axis is labeled 'MHz' with a resolution bandwidth of 1 MHz and a video bandwidth of 3 MHz. The plot shows a signal with a peak level of approximately -26 dB and a bandwidth of 23.26 MHz. The signal is identified as 'Occupied Bandwidth' and the measurement is labeled 'Averages: 1'. The 'Ext Ref' button is visible in the top right corner of the plot area.

Below the plot, the following measurement results are displayed:

<b>Occupied Bandwidth</b>	<b>Occ BW % Pwr</b>	99.00 %
23.2621 MHz	x dB	-26.00 dB
<b>Transmit Freq Error</b>		-196.091 kHz
<b>x dB Bandwidth</b>		25.341 MHz

On the right side of the interface, there is a 'Measure' menu with the following options: Meas Off, Channel Power, Occupied BW, ACP, Multi Carrier Power, Power Stat CCDF, and More (1 of 2).

Copyright 2000-2012 Agilent Technologies

**25.21. Occupied Bandwidth for SA(NTNV)(Channel:519000, Bandwidth:25, SCS:30, OFDM:DFT-s-OFDM, Modulation:Pi/2-BPSK, RB Number:64, RB Position:0)**

Center Frequency (MHz)	OBW Power (%)	XdB Down (dB)	RBW (MHz)	Detector	OBW (MHz)	XdB Bandwidth (MHz)	Upper Limit (MHz)	Verdict
2595	99	26	1	Peak	23.15	25.17	25	Pass

The screenshot displays the Agilent spectrum analyzer interface. The main display shows a spectrum plot with a yellow trace representing the signal. The plot is set to a center frequency of 2.595 GHz and a span of 50 MHz. The y-axis is labeled 'dB/Offst' and ranges from 10 to 11.3 dB. The plot shows a signal with a peak level of approximately 30 dBm and a bandwidth of 23.1549 MHz. The signal is measured with a resolution bandwidth (RBW) of 3 MHz and a video bandwidth (VBW) of 3 MHz. The measurement results are summarized in a table at the bottom of the screen:

Occupied Bandwidth	Occ BW % Pwr	x dB
23.1549 MHz	99.00 %	-26.00 dB

Additional measurement parameters shown include: Transmit Freq Error: -190.777 kHz, x dB Bandwidth: 25.167 MHz, and a copyright notice for Agilent Technologies from 2000 to 2012.



**25.22. Occupied Bandwidth for SA(NTNV)(Channel:519000, Bandwidth:25, SCS:30, OFDM:DFT-s-OFDM, Modulation:QPSK, RB Number:64, RB Position:0)**

Center Frequency (MHz)	OBW Power (%)	XdB Down (dB)	RBW (MHz)	Detector	OBW (MHz)	XdB Bandwidth (MHz)	Upper Limit (MHz)	Verdict
2595	99	26	1	Peak	23.24	25.32	25	Pass

The screenshot displays the Agilent spectrum analyzer interface. The main display shows a spectrum plot with a peak at 2.595 GHz. The measurement results are summarized in the bottom section:

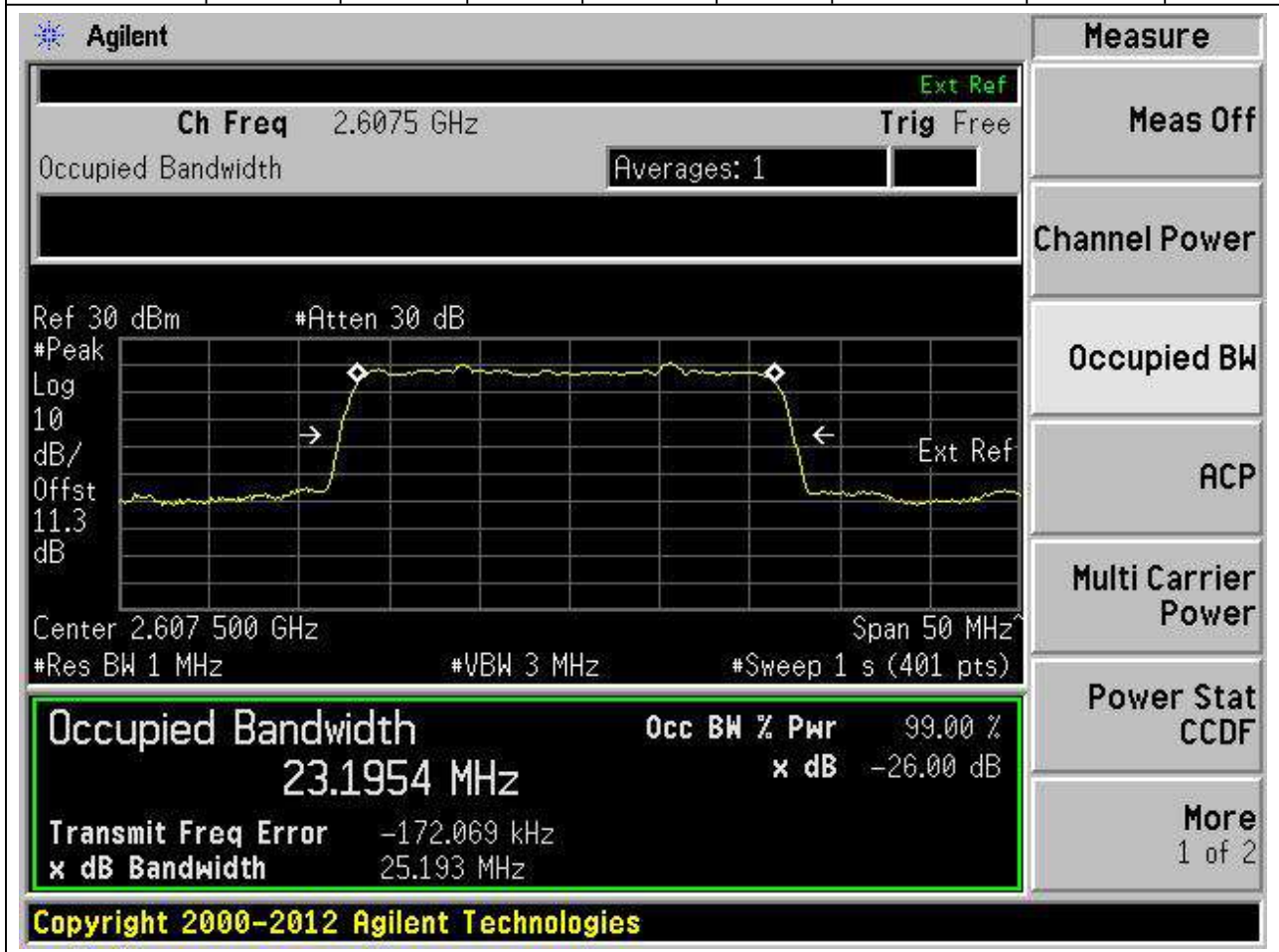
<b>Occupied Bandwidth</b>	<b>Occ BW % Pwr</b>	99.00 %
23.2395 MHz	<b>x dB</b>	-26.00 dB
<b>Transmit Freq Error</b>		-183.350 kHz
<b>x dB Bandwidth</b>		25.322 MHz

Additional parameters shown in the interface include: Ch Freq 2.595 GHz, Trig Free, Averages: 1, Ref 30 dBm, #Atten 30 dB, #Peak Log, 10 dB/Offst, 11.3 dB, Center 2.595 000 GHz, Span 50 MHz, #Res BW 1 MHz, #VBW 3 MHz, #Sweep 1 s (401 pts).

Copyright 2000-2012 Agilent Technologies

**25.23. Occupied Bandwidth for SA(NTNV)(Channel:521500, Bandwidth:25, SCS:30, OFDM:DFT-s-OFDM, Modulation:Pi/2-BPSK, RB Number:64, RB Position:0)**

Center Frequency (MHz)	OBW Power (%)	XdB Down (dB)	RBW (MHz)	Detector	OBW (MHz)	XdB Bandwidth (MHz)	Upper Limit (MHz)	Verdict
2607.5	99	26	1	Peak	23.2	25.19	25	Pass



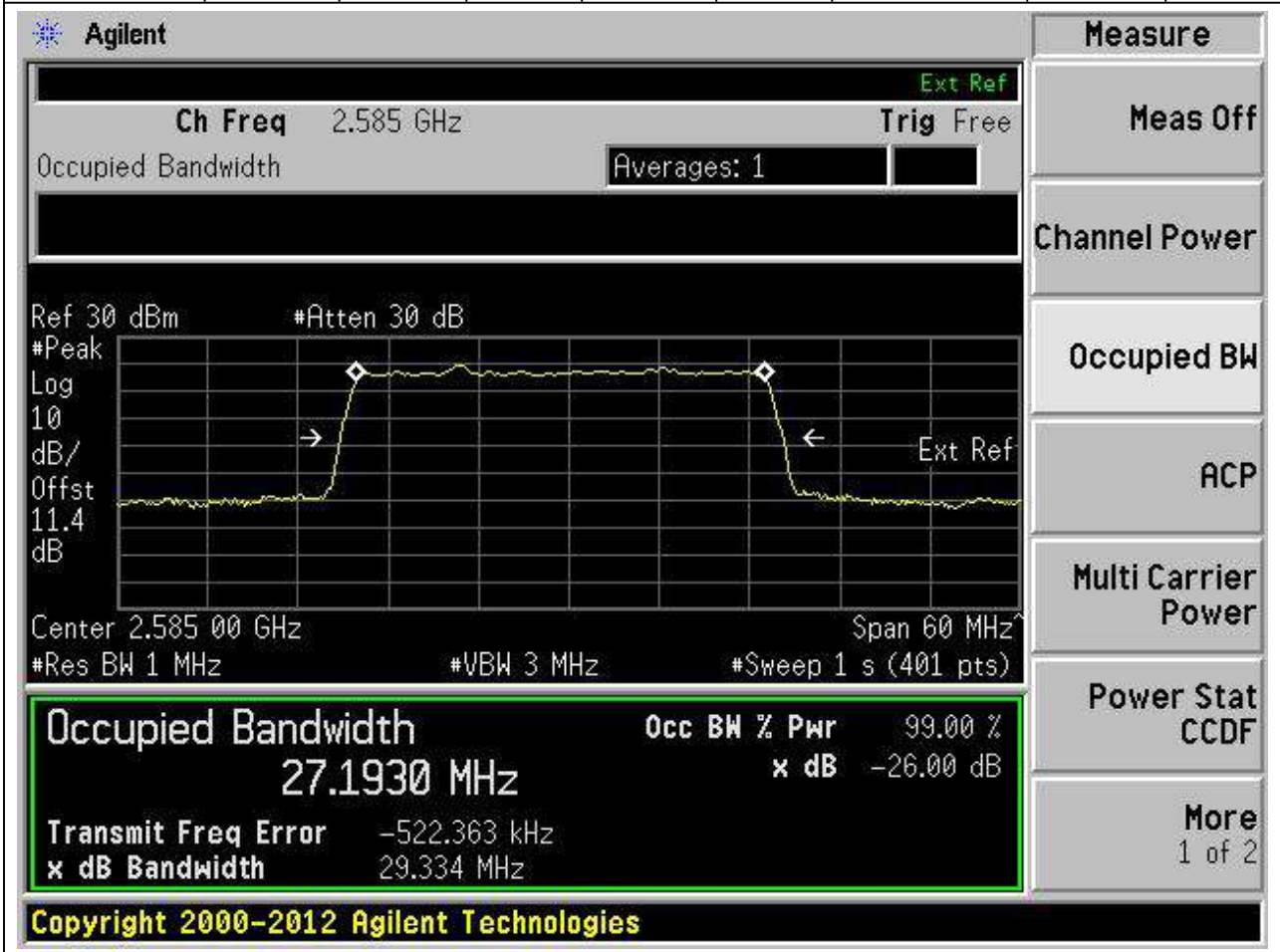
**25.24. Occupied Bandwidth for SA(NTNV)(Channel:521500, Bandwidth:25, SCS:30, OFDM:DFT-s-OFDM, Modulation:QPSK, RB Number:64, RB Position:0)**

Center Frequency (MHz)	OBW Power (%)	XdB Down (dB)	RBW (MHz)	Detector	OBW (MHz)	XdB Bandwidth (MHz)	Upper Limit (MHz)	Verdict
2607.5	99	26	1	Peak	23.24	25.31	25	Pass

The screenshot displays the Agilent spectrum analyzer interface. The main display shows a signal trace with a peak at 2.6075 GHz. The 'Occupied Bandwidth' measurement is highlighted in a green box, showing a value of 23.2357 MHz. The 'Occ BW % Pwr' is 99.00% and the 'x dB' is -26.00 dB. Other parameters shown include Transmit Freq Error of -186.082 kHz and x dB Bandwidth of 25.307 MHz. The interface also includes a 'Measure' menu on the right with options like 'Meas Off', 'Channel Power', 'Occupied BW', 'ACP', 'Multi Carrier Power', 'Power Stat CCDF', and 'More 1 of 2'. The bottom of the screen displays the copyright notice: 'Copyright 2000-2012 Agilent Technologies'.

**25.25. Occupied Bandwidth for SA(NTNV)(Channel:517000, Bandwidth:30, SCS:30, OFDM:DFT-s-OFDM, Modulation:Pi/2-BPSK, RB Number:75, RB Position:0)**

Center Frequency (MHz)	OBW Power (%)	XdB Down (dB)	RBW (MHz)	Detector	OBW (MHz)	XdB Bandwidth (MHz)	Upper Limit (MHz)	Verdict
2585	99	26	1	Peak	27.19	29.33	30	Pass



**25.26. Occupied Bandwidth for SA(NTNV)(Channel:517000, Bandwidth:30, SCS:30, OFDM:DFT-s-OFDM, Modulation:QPSK, RB Number:75, RB Position:0)**

Center Frequency (MHz)	OBW Power (%)	XdB Down (dB)	RBW (MHz)	Detector	OBW (MHz)	XdB Bandwidth (MHz)	Upper Limit (MHz)	Verdict
2585	99	26	1	Peak	27.05	29.32	30	Pass

The screenshot displays the Agilent spectrum analyzer interface. The main display shows a spectrum plot with a peak at 2.585 GHz. The measurement results are summarized in a table at the bottom of the screen:

Occupied Bandwidth	Occ BW % Pwr	x dB
27.0513 MHz	99.00 %	-26.00 dB
Transmit Freq Error	-537.815 kHz	
x dB Bandwidth	29.320 MHz	

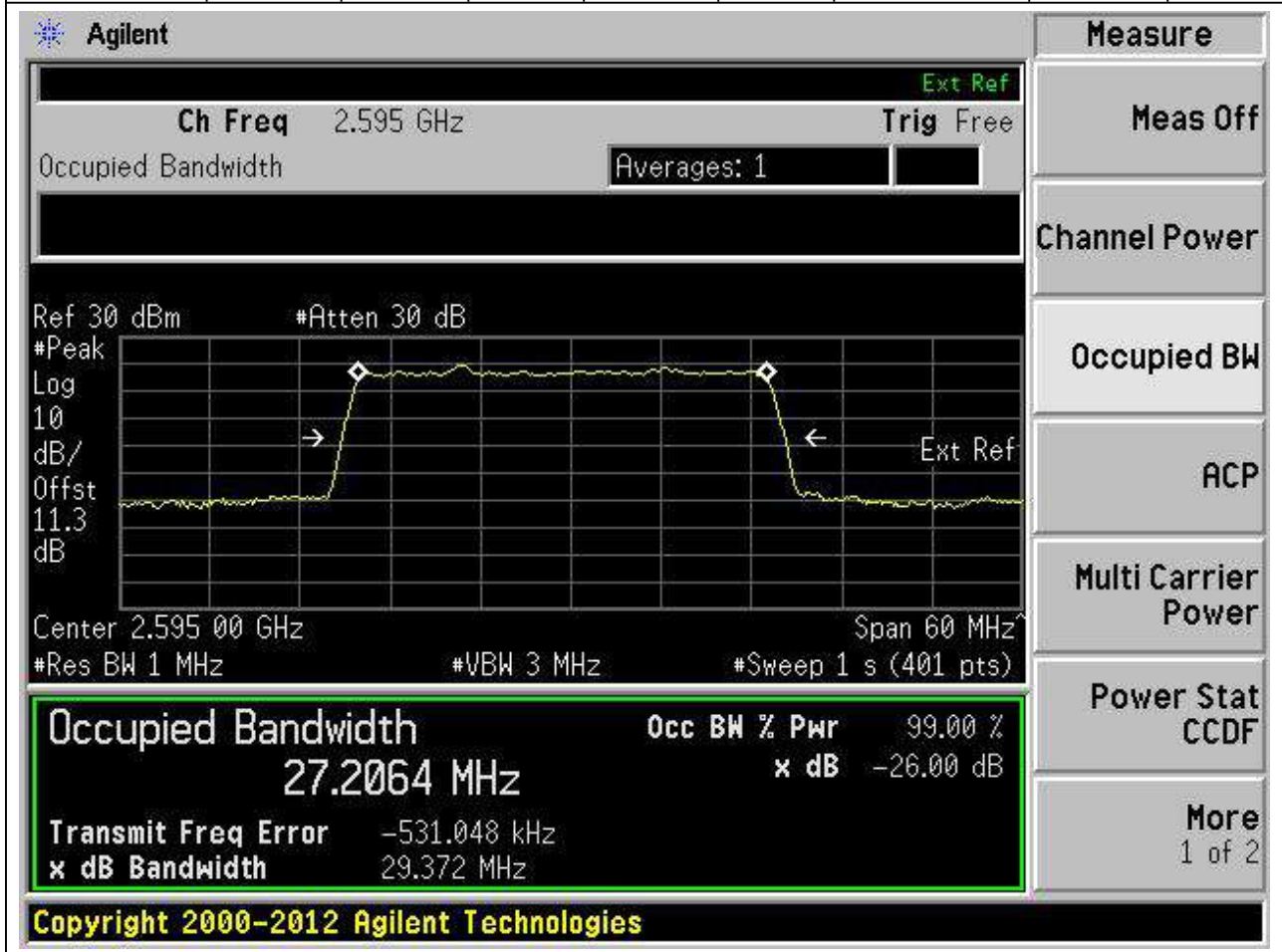
Additional parameters shown in the interface include: Ch Freq 2.585 GHz, Trig Free, Averages: 1, Ref 30 dBm, #Atten 30 dB, #Peak Log, 10 dB/Offst, 11.4 dB, Center 2.585 00 GHz, Span 60 MHz, #Res BW 1 MHz, #VBW 3 MHz, #Sweep 1 s (401 pts).

Copyright 2000-2012 Agilent Technologies



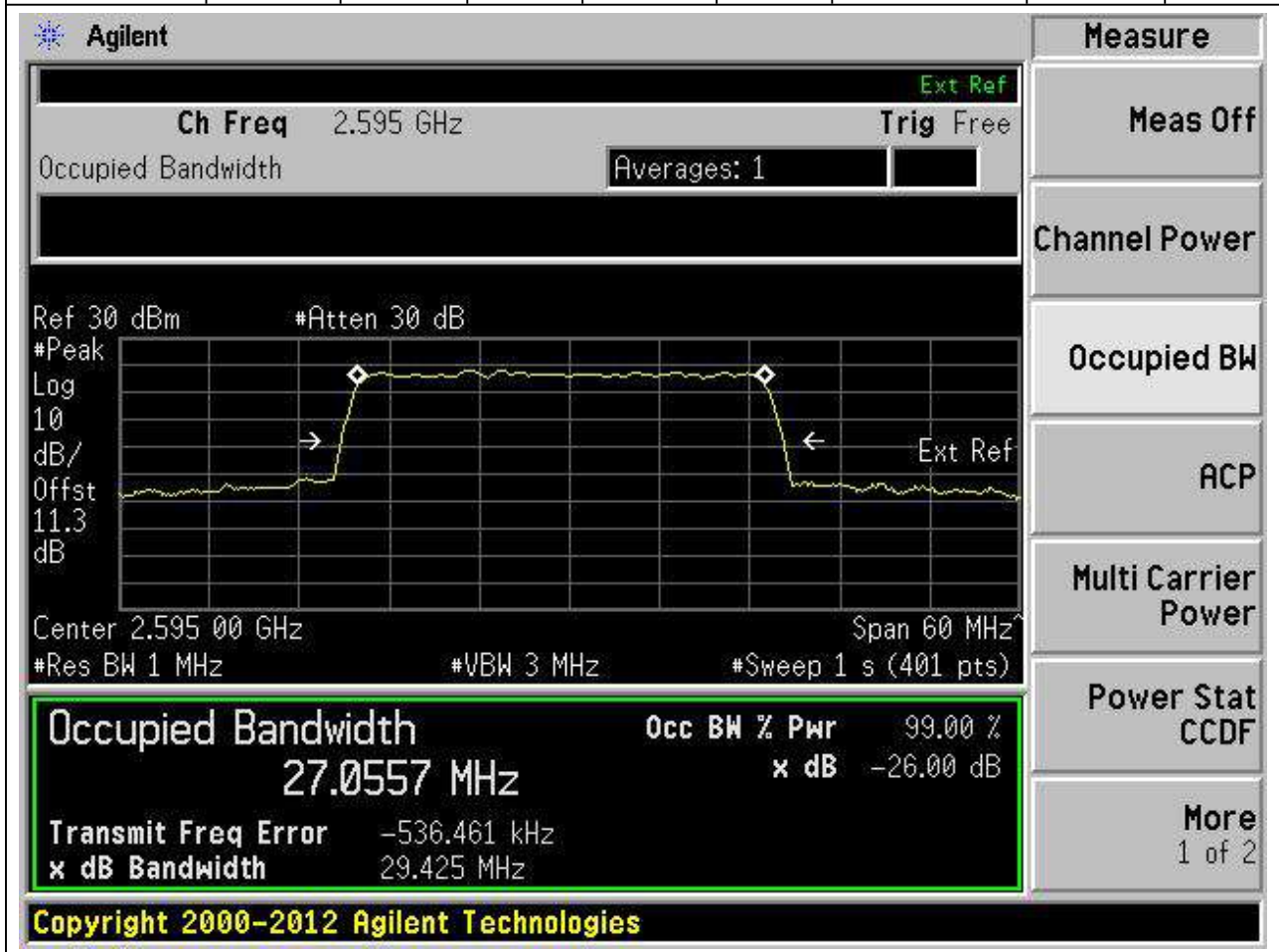
**25.27. Occupied Bandwidth for SA(NTNV)(Channel:519000, Bandwidth:30, SCS:30, OFDM:DFT-s-OFDM, Modulation:Pi/2-BPSK, RB Number:75, RB Position:0)**

Center Frequency (MHz)	OBW Power (%)	XdB Down (dB)	RBW (MHz)	Detector	OBW (MHz)	XdB Bandwidth (MHz)	Upper Limit (MHz)	Verdict
2595	99	26	1	Peak	27.21	29.37	30	Pass



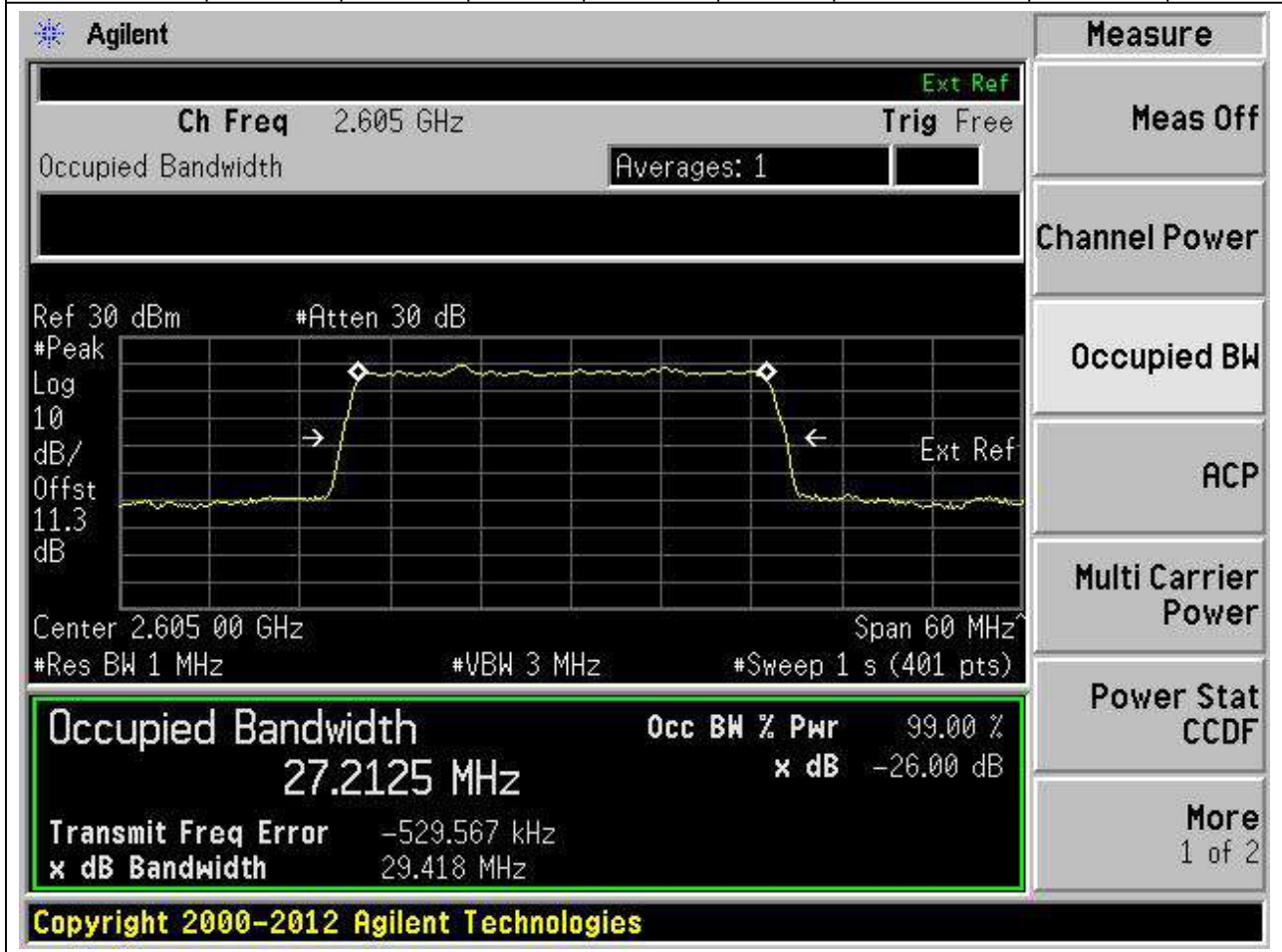
**25.28. Occupied Bandwidth for SA(NTNV)(Channel:519000, Bandwidth:30, SCS:30, OFDM:DFT-s-OFDM, Modulation:QPSK, RB Number:75, RB Position:0)**

Center Frequency (MHz)	OBW Power (%)	XdB Down (dB)	RBW (MHz)	Detector	OBW (MHz)	XdB Bandwidth (MHz)	Upper Limit (MHz)	Verdict
2595	99	26	1	Peak	27.06	29.42	30	Pass



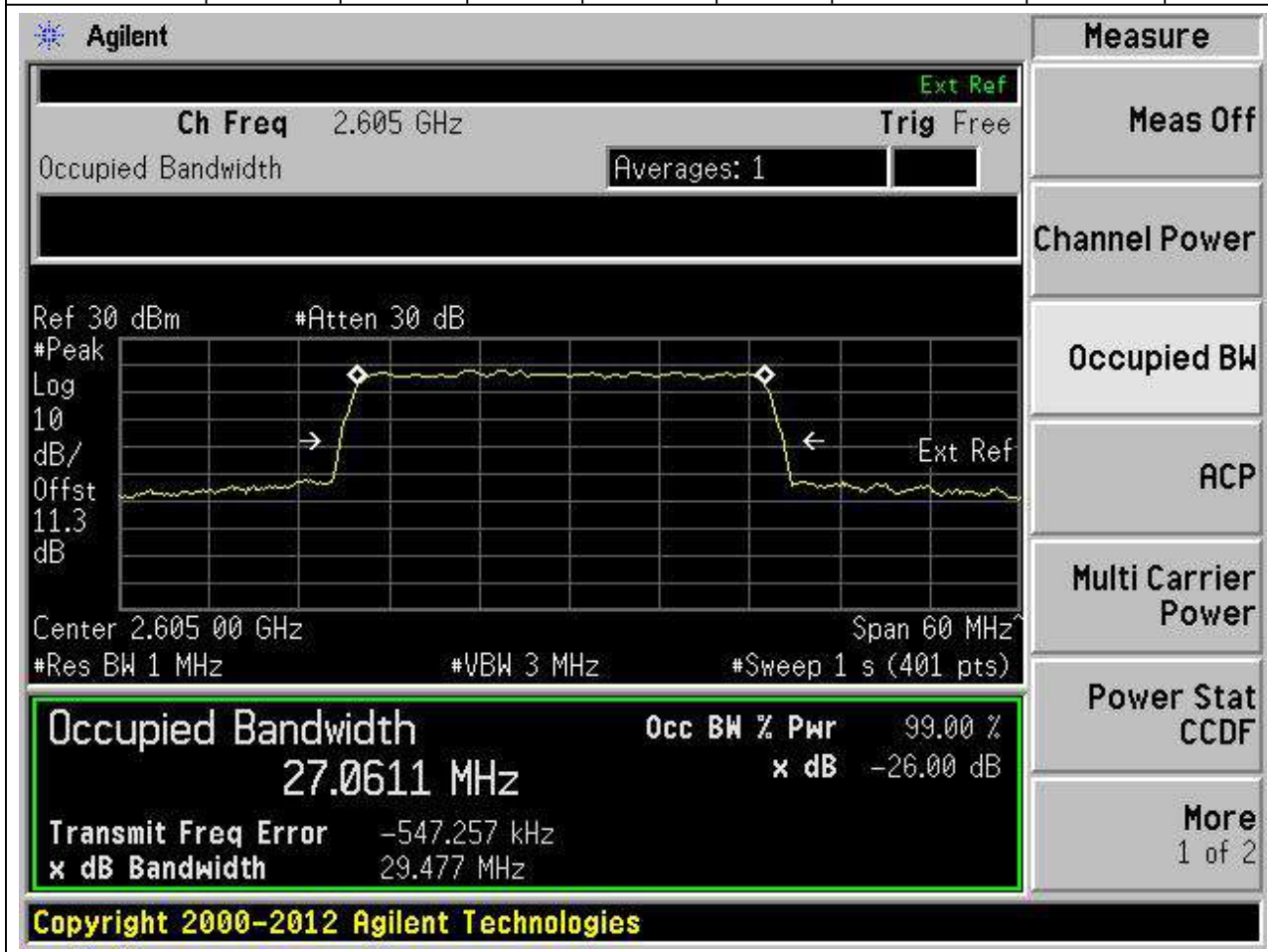
**25.29. Occupied Bandwidth for SA(NTNV)(Channel:521000, Bandwidth:30, SCS:30, OFDM:DFT-s-OFDM, Modulation:Pi/2-BPSK, RB Number:75, RB Position:0)**

Center Frequency (MHz)	OBW Power (%)	XdB Down (dB)	RBW (MHz)	Detector	OBW (MHz)	XdB Bandwidth (MHz)	Upper Limit (MHz)	Verdict
2605	99	26	1	Peak	27.21	29.42	30	Pass



**25.30. Occupied Bandwidth for SA(NTNV)(Channel:521000, Bandwidth:30, SCS:30, OFDM:DFT-s-OFDM, Modulation:QPSK, RB Number:75, RB Position:0)**

Center Frequency (MHz)	OBW Power (%)	XdB Down (dB)	RBW (MHz)	Detector	OBW (MHz)	XdB Bandwidth (MHz)	Upper Limit (MHz)	Verdict
2605	99	26	1	Peak	27.06	29.48	30	Pass



**25.31. Occupied Bandwidth for SA(NTNV)(Channel:518000, Bandwidth:40, SCS:30, OFDM:DFT-s-OFDM, Modulation:Pi/2-BPSK, RB Number:100, RB Position:0)**

Center Frequency (MHz)	OBW Power (%)	XdB Down (dB)	RBW (MHz)	Detector	OBW (MHz)	XdB Bandwidth (MHz)	Upper Limit (MHz)	Verdict
2590	99	26	1	Peak	35.98	38.49	40	Pass

The screenshot displays the Agilent spectrum analyzer interface. At the top, the channel frequency is set to 2.59 GHz. The main display shows a spectral plot with a peak at approximately 2.59 GHz. The measurement results are summarized in a table at the bottom of the screen:

Occupied Bandwidth	Occ BW % Pwr	x dB
35.9788 MHz	99.00 %	-26.00 dB
Transmit Freq Error	-1.116 MHz	
x dB Bandwidth	38.485 MHz	

Additional parameters shown include: Center 2.5900 GHz, Span 80 MHz, #Res BW 1 MHz, #VBW 3 MHz, #Sweep 1 s (401 pts), Ref 30 dBm, #Atten 30 dB, and #Peak Log 10 dB/Offst 11.4 dB. The interface also includes a 'Measure' menu with options like Meas Off, Channel Power, Occupied BW, ACP, Multi Carrier Power, Power Stat CCDF, and More (1 of 2).