

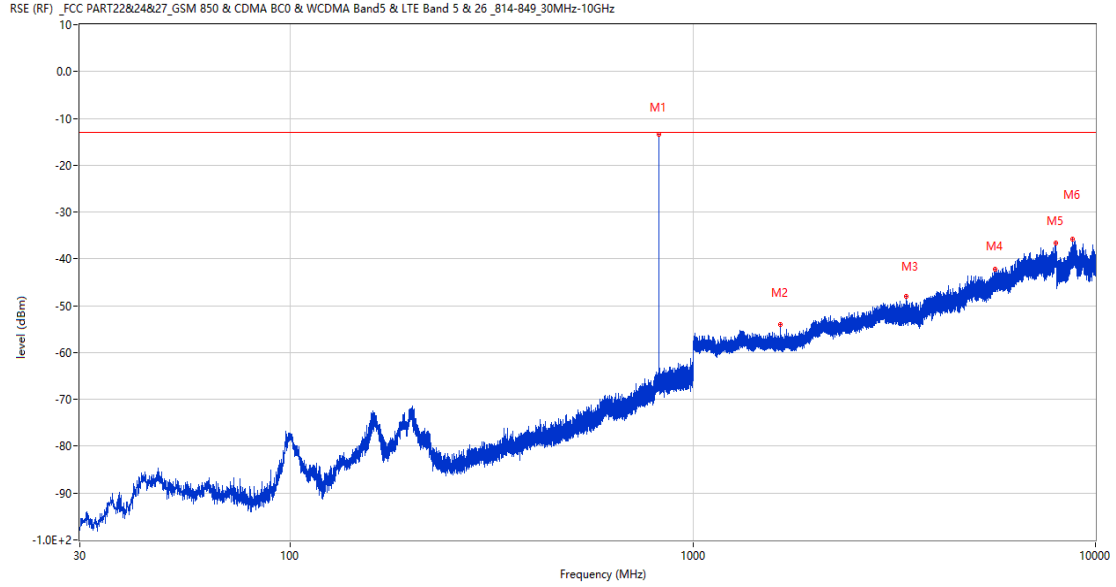
A.7 Field Strength of Spurious Radiation

GSM

1 GSM 850

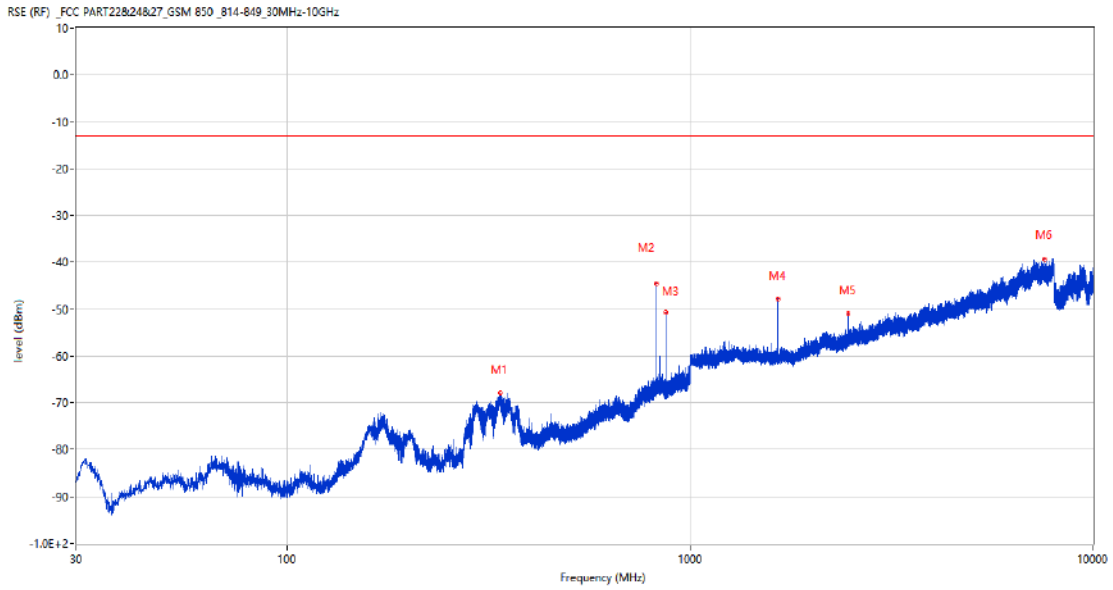
1.1 GSM 850 Low Channel

RSE-H&H GSM 850 CH128



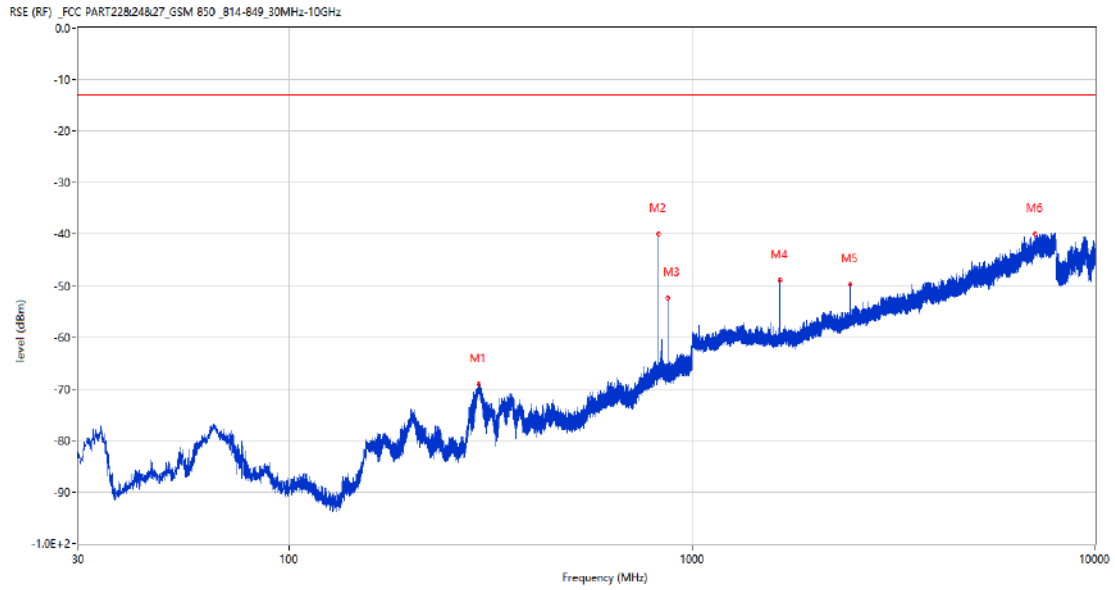
Frequency (MHz)	Result (dBm)	Factor (dB)	PK Limit (dBm)	Margin (dB)	Table (o)	ANT	EUT	Verdict
296.653	-72.78	-11.65	-13.0	59.78	122.00	Horizontal	Horizontal	Pass
824.284	-48.71	4.26	-13.0	35.71	212.00	Horizontal	Horizontal	N/A
869.244	-55.70	3.50	-13.0	42.70	229.00	Horizontal	Horizontal	N/A
1649.200	-49.26	-5.91	-13.0	36.26	162.00	Horizontal	Horizontal	Pass
2473.200	-47.01	-1.67	-13.0	34.01	350.00	Horizontal	Horizontal	Pass
7873.250	-38.25	14.58	-13.0	25.25	42.00	Horizontal	Horizontal	Pass

RSE-H&V GSM 850 CH128



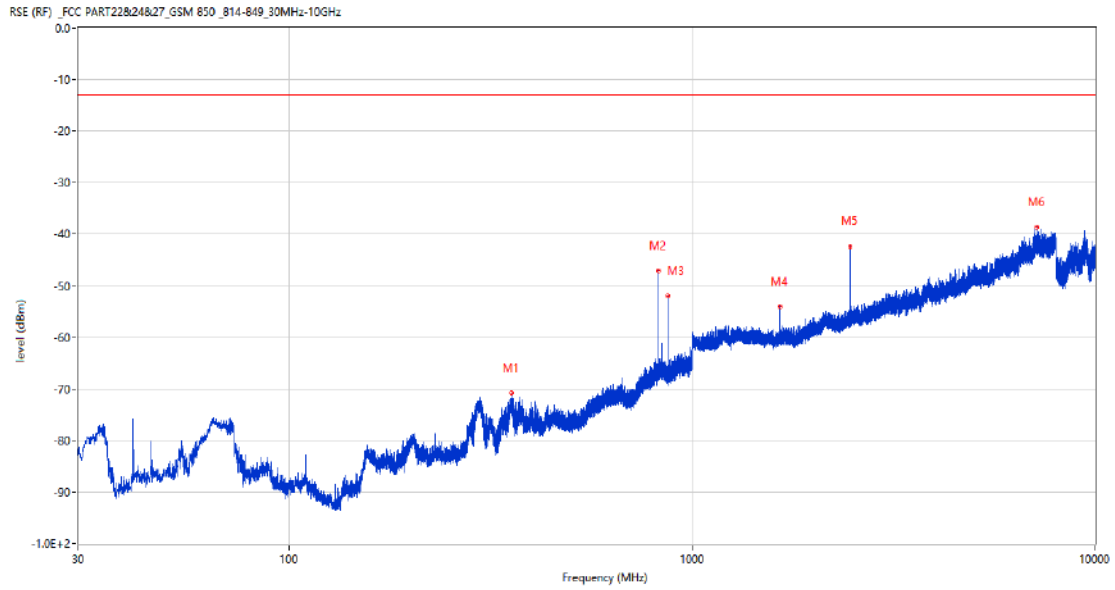
Frequency (MHz)	Result (dBm)	Factor (dB)	PK Limit (dBm)	Margin (dB)	Table (o)	ANT	EUT	Verdict
337.005	-67.92	-10.97	-13.0	54.92	87.00	Horizontal	Vertical	Pass
824.284	-44.44	4.26	-13.0	31.44	210.00	Horizontal	Vertical	N/A
869.196	-50.70	3.50	-13.0	37.70	232.00	Horizontal	Vertical	N/A
1648.900	-47.88	-5.92	-13.0	34.88	128.00	Horizontal	Vertical	Pass
2473.500	-50.95	-1.65	-13.0	37.95	153.00	Horizontal	Vertical	Pass
7580.750	-39.29	14.34	-13.0	26.29	273.00	Horizontal	Vertical	Pass

RSE-V&V GSM 850 CH128



Frequency (MHz)	Result (dBm)	Factor (dB)	Limit (dBm)	Margin (dB)	Table (o)	ANT	EUT	Verdict
294.616	-69.07	-11.32	-13.0	56.07	0.00	Vertical	Vertical	Pass
824.236	-39.91	4.26	-13.0	26.91	49.00	Vertical	Vertical	N/A
869.292	-52.36	3.51	-13.0	39.36	222.00	Vertical	Vertical	N/A
1649.200	-48.89	-5.91	-13.0	35.89	18.00	Vertical	Vertical	Pass
2473.700	-49.72	-1.63	-13.0	36.72	152.00	Vertical	Vertical	Pass
7104.750	-39.88	13.59	-13.0	26.88	0.00	Vertical	Vertical	Pass

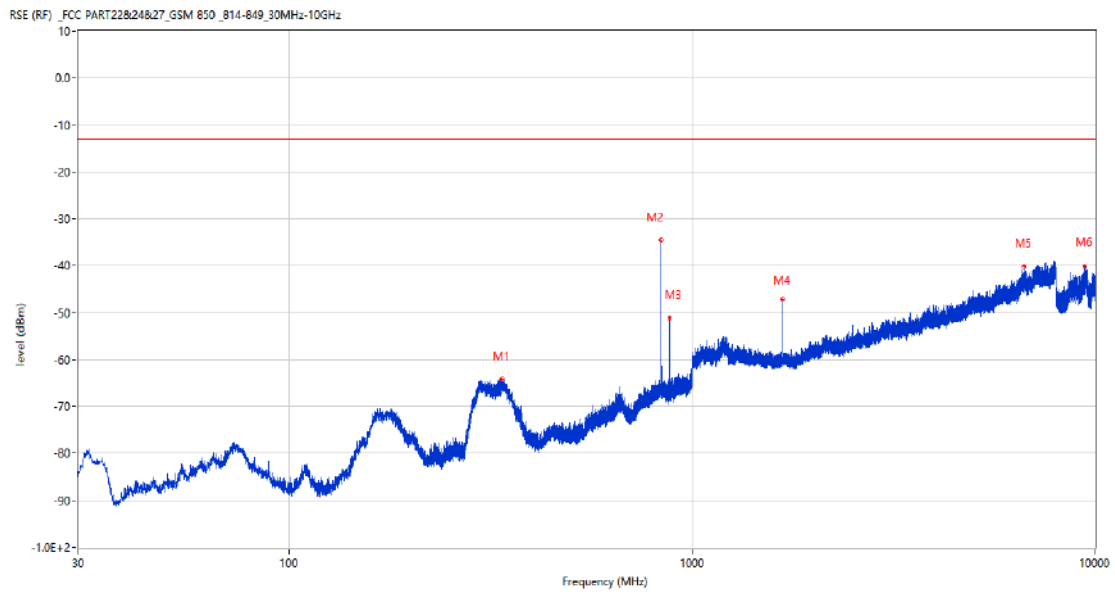
RSE-V&H GSM 850 CH128



Frequency (MHz)	Result (dBm)	Factor (dB)	PK Limit (dBm)	Margin (dB)	Table (o)	ANT	EUT	Verdict
357.084	-70.87	-9.25	-13.0	57.87	78.00	Vertical	Horizontal	Pass
824.236	-47.12	4.26	-13.0	34.12	234.00	Vertical	Horizontal	N/A
869.244	-51.94	3.50	-13.0	38.94	78.00	Vertical	Horizontal	N/A
1648.900	-54.07	-5.92	-13.0	41.07	22.00	Vertical	Horizontal	Pass
2473.500	-42.31	-1.65	-13.0	29.31	16.00	Vertical	Horizontal	Pass
7156.250	-38.70	13.87	-13.0	25.70	347.00	Vertical	Horizontal	Pass

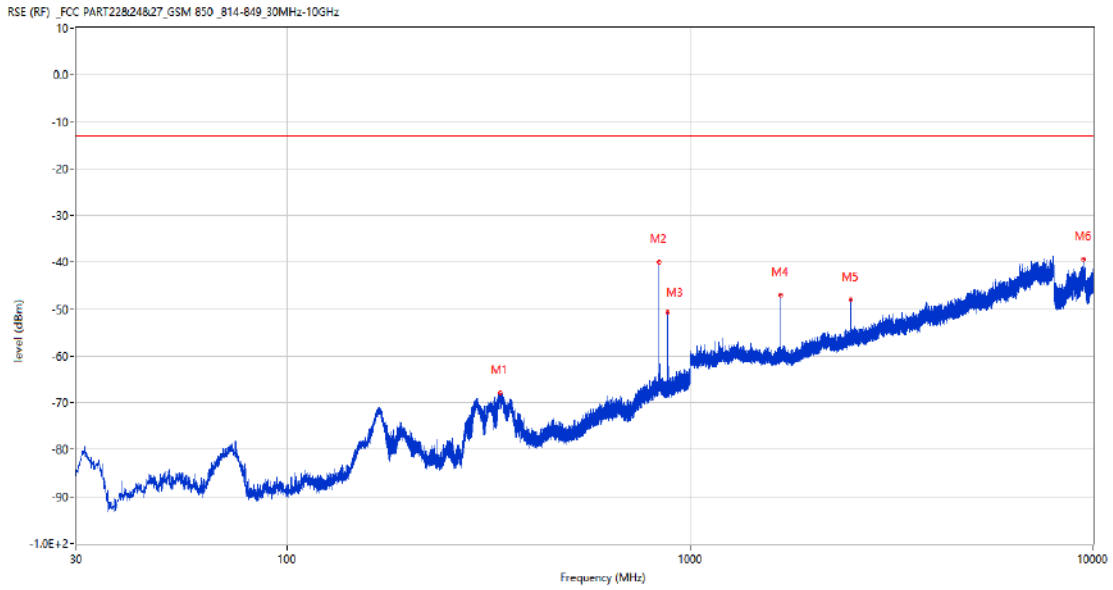
1.2 GSM 850 Middle Channel

RSE-H&H GSM 850 CH190



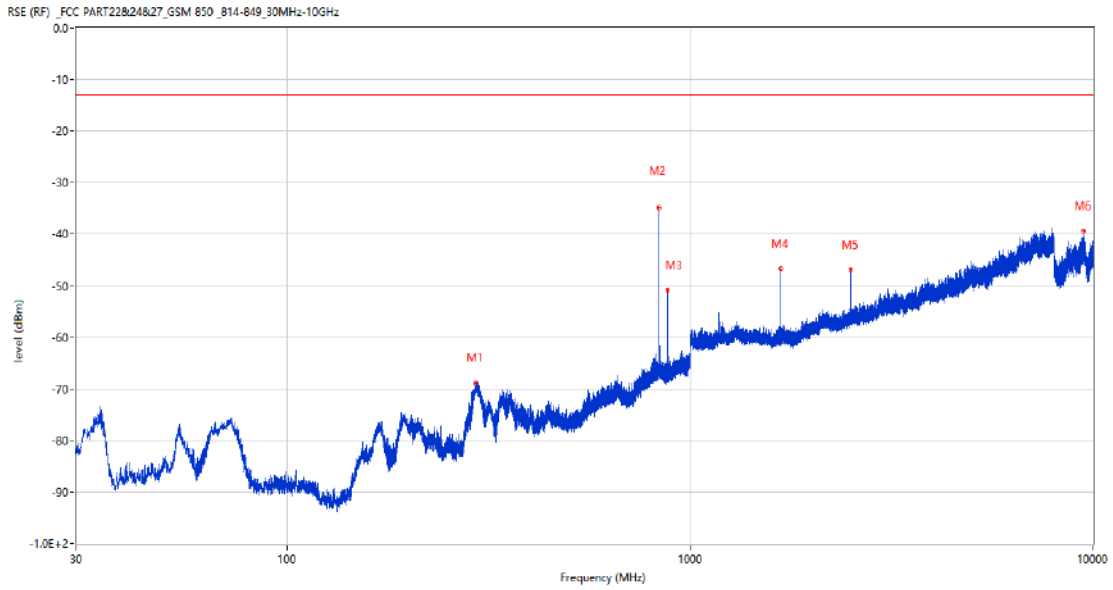
Frequency (MHz)	Result (dBm)	Factor (dB)	PK Limit (dBm)	Margin (dB)	Table (o)	ANT	EUT	Verdict
337.733	-64.13	-10.86	-13.0	51.13	76.00	Horizontal	Horizontal	Pass
836.652	-40.57	4.74	-13.0	27.57	360.00	Horizontal	Horizontal	N/A
881.612	-53.35	3.51	-13.0	40.35	238.00	Horizontal	Horizontal	N/A
1673.900	-47.19	-5.63	-13.0	34.19	151.00	Horizontal	Horizontal	Pass
6657.500	-40.20	12.75	-13.0	27.20	138.00	Horizontal	Horizontal	Pass
9434.599	-40.03	13.65	-13.0	27.03	207.00	Horizontal	Horizontal	Pass

RSE-H&V GSM 850 CH190



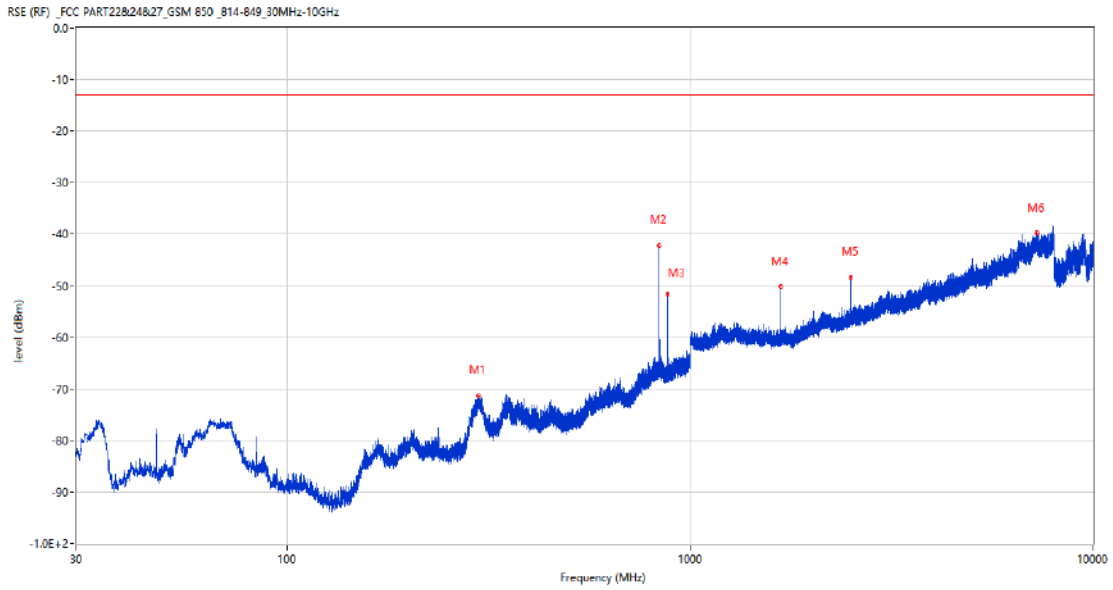
Frequency (MHz)	Result (dBm)	Factor (dB)	PK Limit (dBm)	Margin (dB)	Table (o)	ANT	EUT	Verdict
337.587	-67.83	-10.87	-13.0	54.83	90.00	Horizontal	Vertical	Pass
836.604	-40.00	4.74	-13.0	27.00	205.00	Horizontal	Vertical	N/A
881.660	-50.63	3.51	-13.0	37.63	174.00	Horizontal	Vertical	N/A
1674.000	-47.06	-5.63	-13.0	34.06	0.00	Horizontal	Vertical	Pass
2510.500	-48.01	-0.69	-13.0	35.01	183.00	Horizontal	Vertical	Pass
9455.700	-39.40	13.66	-13.0	26.40	88.00	Horizontal	Vertical	Pass

RSE-V&V GSM 850 CH190



Frequency (MHz)	Result (dBm)	Factor (dB)	PK Limit (dBm)	Margin (dB)	Table (o)	ANT	EUT	Verdict
294.374	-68.88	-11.28	-13.0	55.88	352.00	Vertical	Vertical	Pass
836.604	-34.85	4.74	-13.0	21.85	59.00	Vertical	Vertical	N/A
881.563	-50.89	3.51	-13.0	37.89	200.00	Vertical	Vertical	N/A
1674.100	-46.76	-5.64	-13.0	33.76	176.00	Vertical	Vertical	Pass
2510.600	-46.98	-0.68	-13.0	33.98	176.00	Vertical	Vertical	Pass
9465.900	-39.38	13.44	-13.0	26.38	-1.00	Vertical	Vertical	Pass

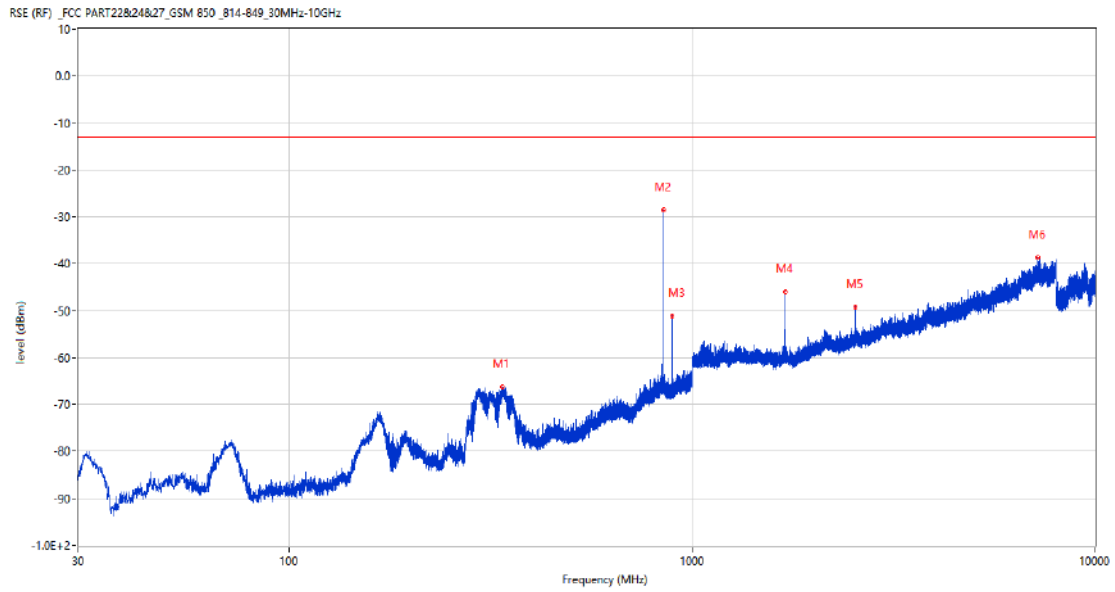
RSE-V&H GSM 850 CH190



Frequency (MHz)	Result (dBm)	Factor (dB)	PK Limit (dBm)	Margin (dB)	Table (o)	ANT	EUT	Verdict
299.030	-71.32	-12.06	-13.0	58.32	360.00	Vertical	Horizontal	Pass
836.604	-42.12	4.74	-13.0	29.12	216.00	Vertical	Horizontal	N/A
881.612	-51.54	3.51	-13.0	38.54	195.00	Vertical	Horizontal	N/A
1673.900	-50.13	-5.63	-13.0	37.13	118.00	Vertical	Horizontal	Pass
2510.600	-48.34	-0.68	-13.0	35.34	360.00	Vertical	Horizontal	Pass
7230.250	-39.77	14.32	-13.0	26.77	193.00	Vertical	Horizontal	Pass

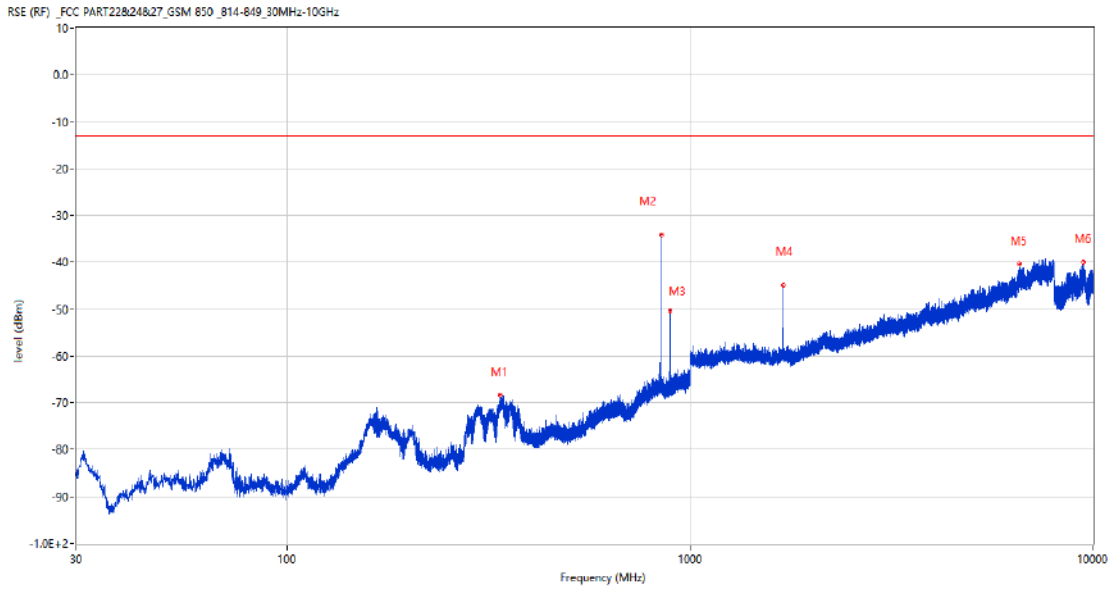
1.3 GSM 850 High Channel

RSE-H&H GSM 850 CH251



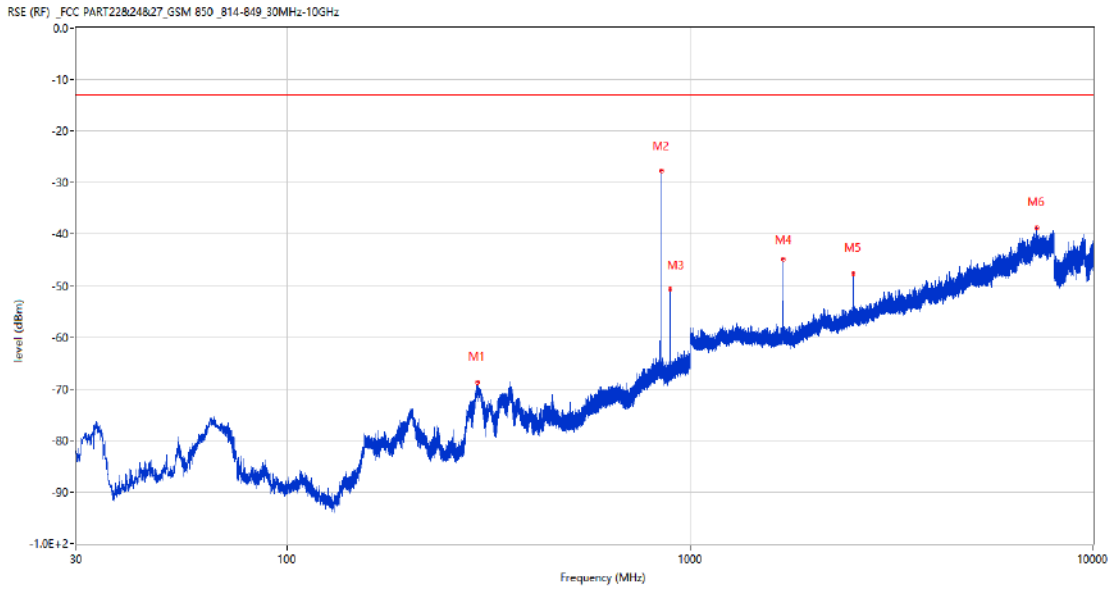
Frequency (MHz)	Result (dBm)	Factor (dB)	PK Limit (dBm)	Margin (dB)	Table (o)	ANT	EUT	Verdict
337.539	-66.19	-10.87	-13.0	53.19	88.00	Horizontal	Horizontal	Pass
848.874	-28.46	4.53	-13.0	15.46	229.00	Horizontal	Horizontal	N/A
893.785	-51.17	4.01	-13.0	38.17	169.00	Horizontal	Horizontal	N/A
1698.300	-46.03	-4.94	-13.0	33.03	156.00	Horizontal	Horizontal	Pass
2547.100	-49.24	-0.37	-13.0	36.24	77.00	Horizontal	Horizontal	Pass
7202.250	-38.67	14.22	-13.0	25.67	67.00	Horizontal	Horizontal	Pass

RSE-H&V GSM 850 CH251



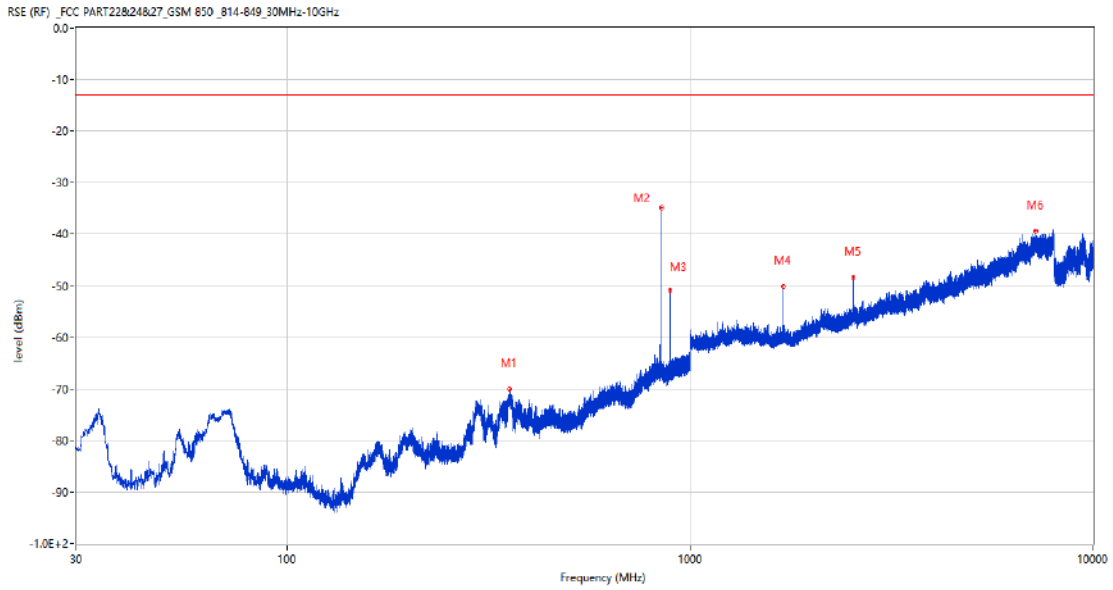
Frequency (MHz)	Result (dBm)	Factor (dB)	PK Limit (dBm)	Margin (dB)	Table (o)	ANT	EUT	Verdict
337.830	-68.30	-10.85	-13.0	55.30	56.00	Horizontal	Vertical	Pass
848.825	-34.03	4.54	-13.0	21.03	215.00	Horizontal	Vertical	N/A
893.785	-50.31	4.01	-13.0	37.31	164.00	Horizontal	Vertical	N/A
1698.400	-44.84	-4.93	-13.0	31.84	17.00	Horizontal	Vertical	Pass
6566.000	-40.35	12.96	-13.0	27.35	118.00	Horizontal	Vertical	Pass
9469.600	-39.96	13.36	-13.0	26.96	241.00	Horizontal	Vertical	Pass

RSE-V&V GSM 850 CH251



Frequency (MHz)	Result (dBm)	Factor (dB)	PK Limit (dBm)	Margin (dB)	Table (o)	ANT	EUT	Verdict
297.041	-68.71	-11.67	-13.0	55.71	360.00	Vertical	Vertical	Pass
848.874	-27.77	4.53	-13.0	14.77	128.00	Vertical	Vertical	N/A
893.737	-50.74	4.01	-13.0	37.74	197.00	Vertical	Vertical	N/A
1698.500	-44.89	-4.93	-13.0	31.89	111.00	Vertical	Vertical	Pass
2546.700	-47.58	-0.25	-13.0	34.58	151.00	Vertical	Vertical	Pass
7248.500	-38.71	14.63	-13.0	25.71	0.00	Vertical	Vertical	Pass

RSE-V&H GSM 850 CH251

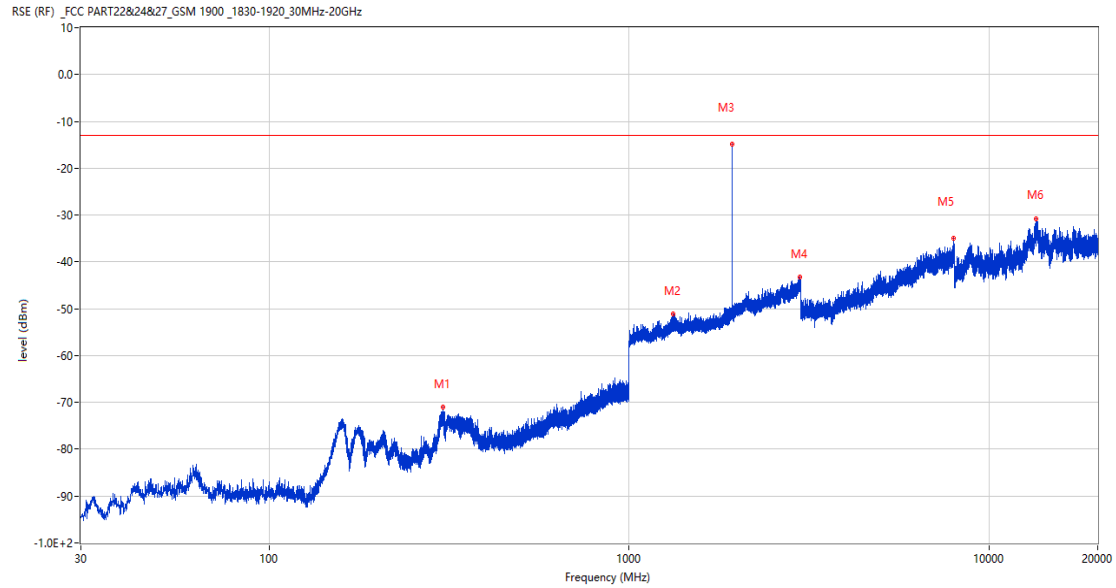


Frequency (MHz)	Result (dBm)	Factor (dB)	PK Limit (dBm)	Margin (dB)	Table (o)	ANT	EUT	Verdict
357.375	-70.04	-9.23	-13.0	57.04	76.00	Vertical	Horizontal	Pass
848.825	-34.90	4.54	-13.0	21.90	59.00	Vertical	Horizontal	N/A
893.785	-50.81	4.01	-13.0	37.81	191.00	Vertical	Horizontal	N/A
1698.400	-50.09	-4.93	-13.0	37.09	111.00	Vertical	Horizontal	Pass
2547.100	-48.40	-0.37	-13.0	35.40	353.00	Vertical	Horizontal	Pass
7220.000	-39.29	14.07	-13.0	26.29	351.00	Vertical	Horizontal	Pass

2 GSM 1900

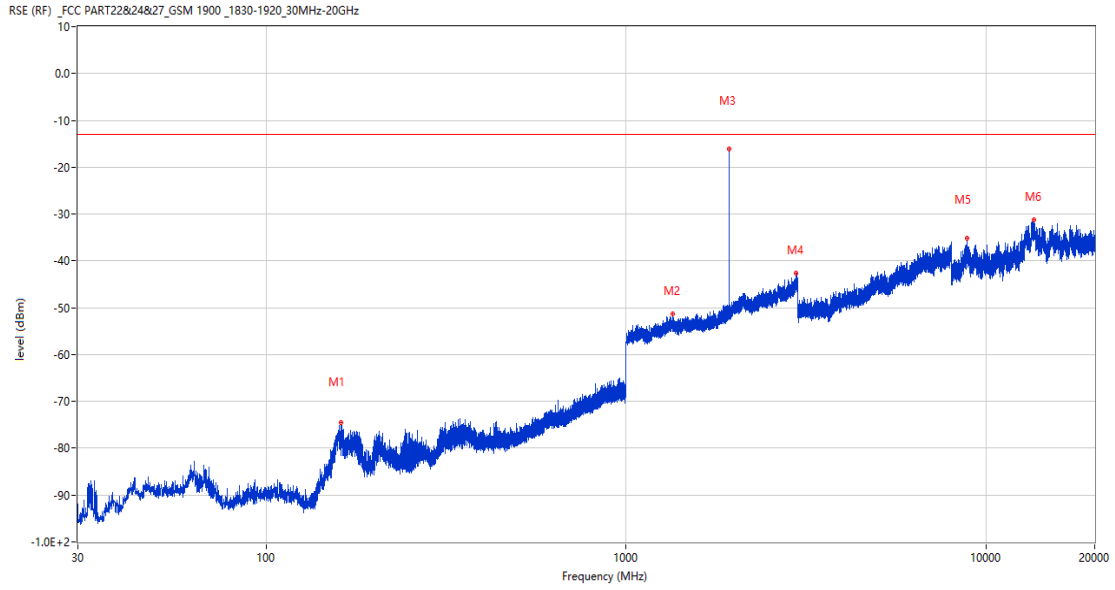
2.1 GSM 1900 Low Channel

RSE-H&H GSM 1900 CH512



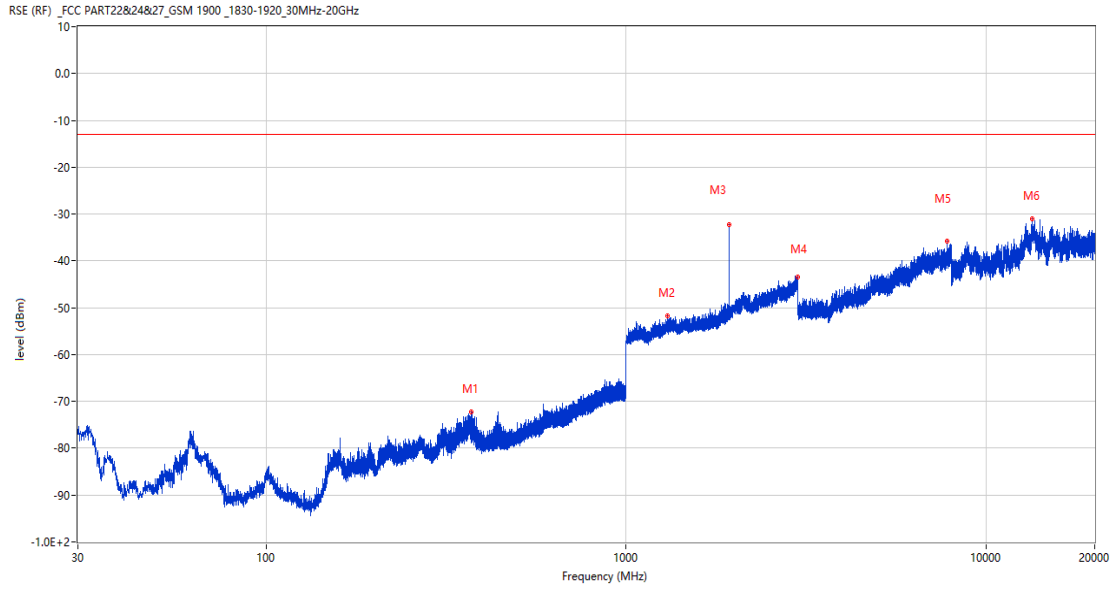
Frequency (MHz)	Result (dBm)	Factor (dB)	PK Limit (dBm)	Margin (dB)	Table (o)	ANT	EUT	Verdict
303.637	-70.96	-11.66	-13.0	57.96	96.00	Horizontal	Horizontal	Pass
1323.900	-51.13	0.60	-13.0	38.13	346.00	Horizontal	Horizontal	Pass
1930.900	-14.94	3.17	-13.0	1.94	284.00	Horizontal	Horizontal	N/A
2980.700	-43.23	11.00	-13.0	30.23	42.00	Horizontal	Horizontal	Pass
7946.250	-35.04	18.78	-13.0	22.04	236.00	Horizontal	Horizontal	Pass
13518.862	-30.73	24.42	-13.0	17.73	109.00	Horizontal	Horizontal	Pass

RSE-H&V GSM 1900 CH512



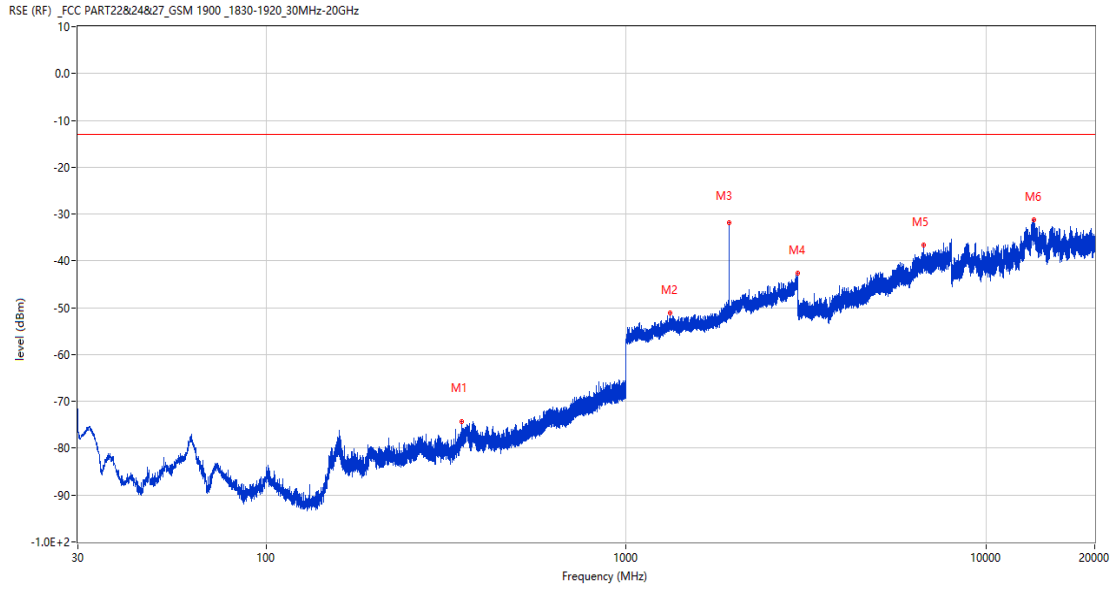
Frequency (MHz)	Result (dBm)	Factor (dB)	PK Limit (dBm)	Margin (dB)	Table (o)	ANT	EUT	Verdict
161.047	-74.59	-18.21	-13.0	61.59	361.00	Horizontal	Vertical	Pass
1346.700	-51.34	0.82	-13.0	38.34	303.00	Horizontal	Vertical	Pass
1930.000	-16.15	3.16	-13.0	3.15	284.00	Horizontal	Vertical	N/A
2968.100	-42.65	11.83	-13.0	29.65	74.00	Horizontal	Vertical	Pass
8855.238	-35.10	20.30	-13.0	22.10	52.00	Horizontal	Vertical	Pass
13556.924	-31.29	25.17	-13.0	18.29	317.00	Horizontal	Vertical	Pass

RSE-V&V GSM 1900 CH512



Frequency (MHz)	Result (dBm)	Factor (dB)	PK Limit (dBm)	Margin (dB)	Table (o)	ANT	EUT	Verdict
370.373	-72.33	-9.99	-13.0	59.33	289.00	Vertical	Vertical	Pass
1298.800	-51.82	0.58	-13.0	38.82	360.00	Vertical	Vertical	Pass
1931.100	-32.33	3.16	-13.0	19.33	53.00	Vertical	Vertical	N/A
2986.000	-43.47	10.94	-13.0	30.47	0.00	Vertical	Vertical	Pass
7790.750	-35.87	18.29	-13.0	22.87	40.00	Vertical	Vertical	Pass
13390.175	-31.10	24.79	-13.0	18.10	158.00	Vertical	Vertical	Pass

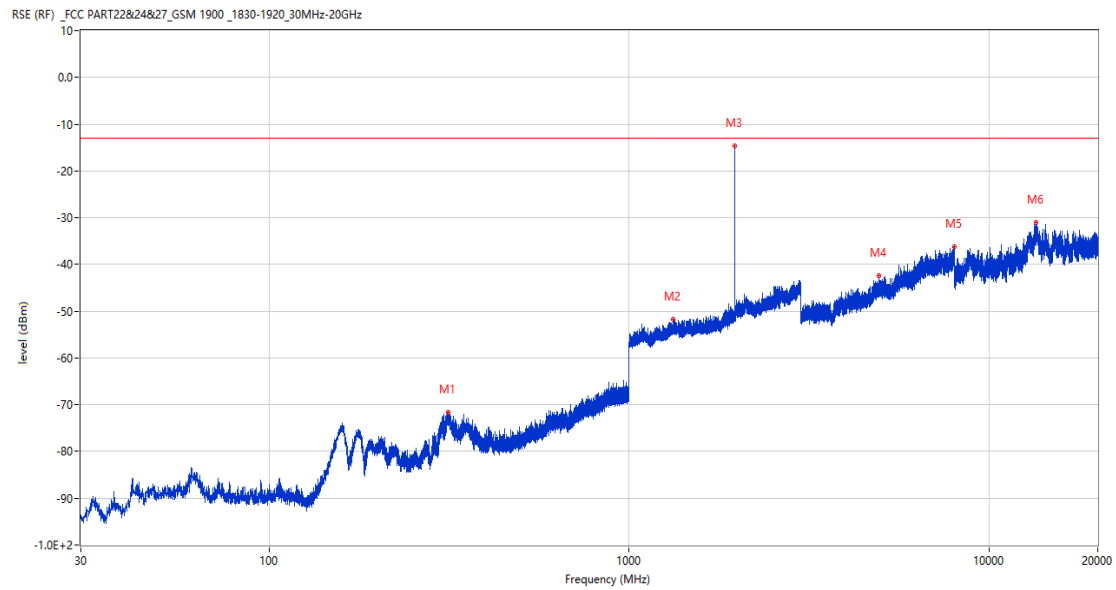
RSE-V&H GSM 1900 CH512



Frequency (MHz)	Result (dBm)	Factor (dB)	PK Limit (dBm)	Margin (dB)	Table (o)	ANT	EUT	Verdict
348.645	-74.35	-9.80	-13.0	61.35	360.00	Vertical	Horizontal	Pass
1324.100	-51.12	0.64	-13.0	38.12	267.00	Vertical	Horizontal	Pass
1931.000	-31.81	3.16	-13.0	18.81	335.00	Vertical	Horizontal	N/A
2994.800	-42.67	10.61	-13.0	29.67	329.00	Vertical	Horizontal	Pass
6697.750	-36.70	16.90	-13.0	23.70	115.00	Vertical	Horizontal	Pass
13556.563	-31.28	25.17	-13.0	18.28	1.00	Vertical	Horizontal	Pass

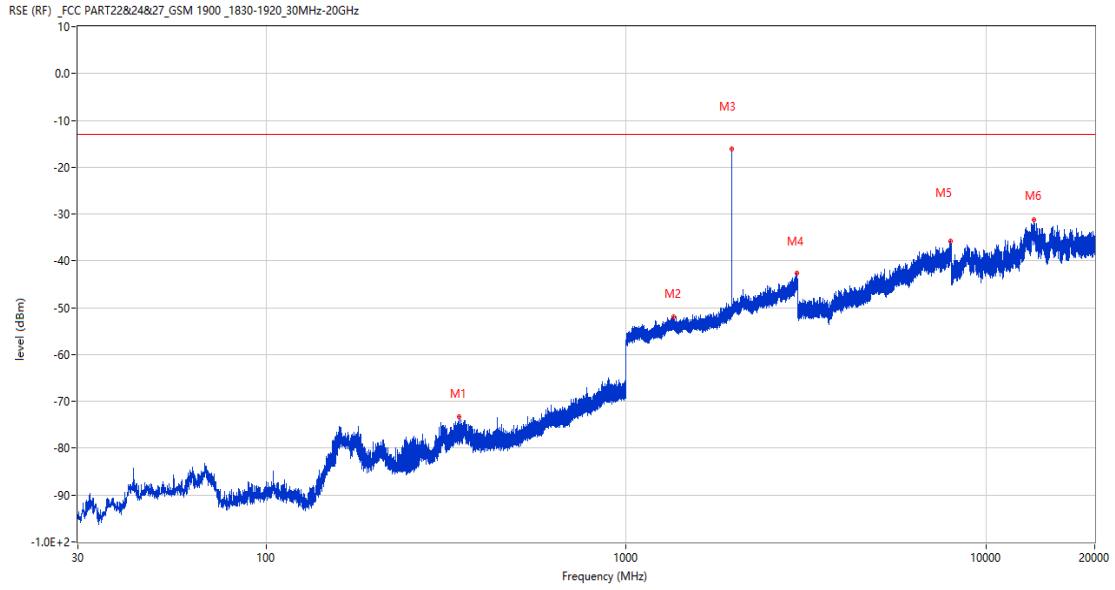
2.2 GSM 1900 Middle Channel

RSE-H&H GSM 1900 CH661



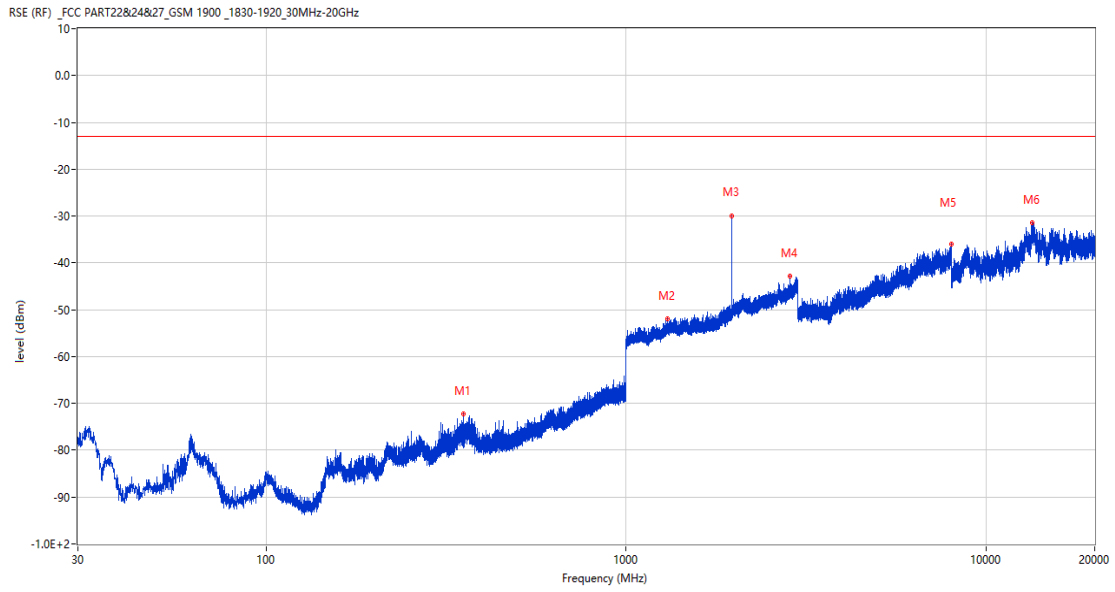
Frequency (MHz)	Result (dBm)	Factor (dB)	PK Limit (dBm)	Margin (dB)	Table (o)	ANT	EUT	Verdict
315.034	-71.58	-11.45	-13.0	58.58	107.00	Horizontal	Horizontal	Pass
1324.200	-51.75	0.65	-13.0	38.75	299.00	Horizontal	Horizontal	Pass
1960.900	-14.69	3.39	-13.0	1.69	287.00	Horizontal	Horizontal	N/A
4941.500	-42.34	12.79	-13.0	29.34	288.00	Horizontal	Horizontal	Pass
7987.750	-36.13	18.32	-13.0	23.13	93.00	Horizontal	Horizontal	Pass
13496.388	-31.11	23.98	-13.0	18.11	259.00	Horizontal	Horizontal	Pass

RSE-H&V GSM 1900 CH661



Frequency (MHz)	Result (dBm)	Factor (dB)	PK Limit (dBm)	Margin (dB)	Table (o)	ANT	EUT	Verdict
342.776	-73.32	-9.93	-13.0	60.32	352.00	Horizontal	Vertical	Pass
1356.700	-52.04	0.52	-13.0	39.04	126.00	Horizontal	Vertical	Pass
1960.800	-16.00	3.39	-13.0	3.00	287.00	Horizontal	Vertical	N/A
2983.400	-42.56	10.83	-13.0	29.56	251.00	Horizontal	Vertical	Pass
7955.000	-35.88	18.42	-13.0	22.88	26.00	Horizontal	Vertical	Pass
13554.025	-31.24	25.19	-13.0	18.24	86.00	Horizontal	Vertical	Pass

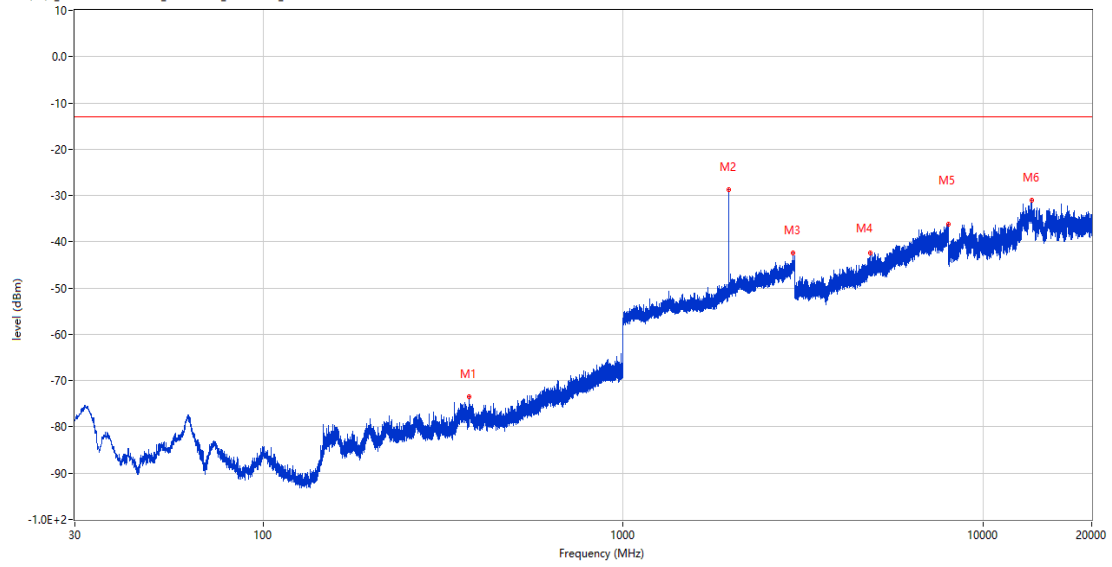
RSE-V&V GSM 1900 CH661



Frequency (MHz)	Result (dBm)	Factor (dB)	PK Limit (dBm)	Margin (dB)	Table (o)	ANT	EUT	Verdict
353.301	-72.27	-9.91	-13.0	59.27	295.00	Vertical	Vertical	Pass
1303.300	-51.88	0.71	-13.0	38.88	67.00	Vertical	Vertical	Pass
1960.700	-30.06	3.40	-13.0	17.06	169.00	Vertical	Vertical	N/A
2849.300	-42.93	9.39	-13.0	29.93	0.00	Vertical	Vertical	Pass
7992.000	-35.92	18.51	-13.0	22.92	137.00	Vertical	Vertical	Pass
13410.475	-31.43	24.78	-13.0	18.43	300.00	Vertical	Vertical	Pass

RSE-V&H GSM 1900 CH661

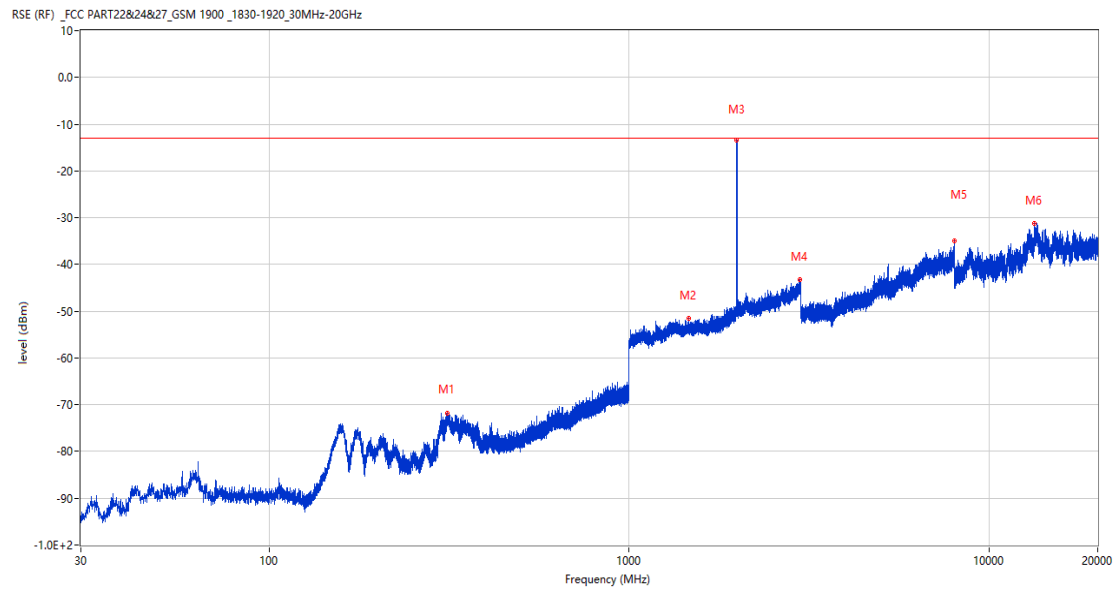
RSE (RF) _FCC PART22&24&27_GSM 1900_1830-1920_30MHz-20GHz



Frequency (MHz)	Result (dBm)	Factor (dB)	PK Limit (dBm)	Margin (dB)	Table (o)	ANT	EUT	Verdict
374.108	-73.49	-9.66	-13.0	60.49	280.00	Vertical	Horizontal	Pass
1960.900	-28.74	3.39	-13.0	15.74	171.00	Vertical	Horizontal	N/A
2968.300	-42.38	11.84	-13.0	29.38	80.00	Vertical	Horizontal	Pass
4848.750	-42.38	12.75	-13.0	29.38	18.00	Vertical	Horizontal	Pass
7990.750	-36.14	18.43	-13.0	23.14	126.00	Vertical	Horizontal	Pass
13597.887	-30.94	24.88	-13.0	17.94	1.00	Vertical	Horizontal	Pass

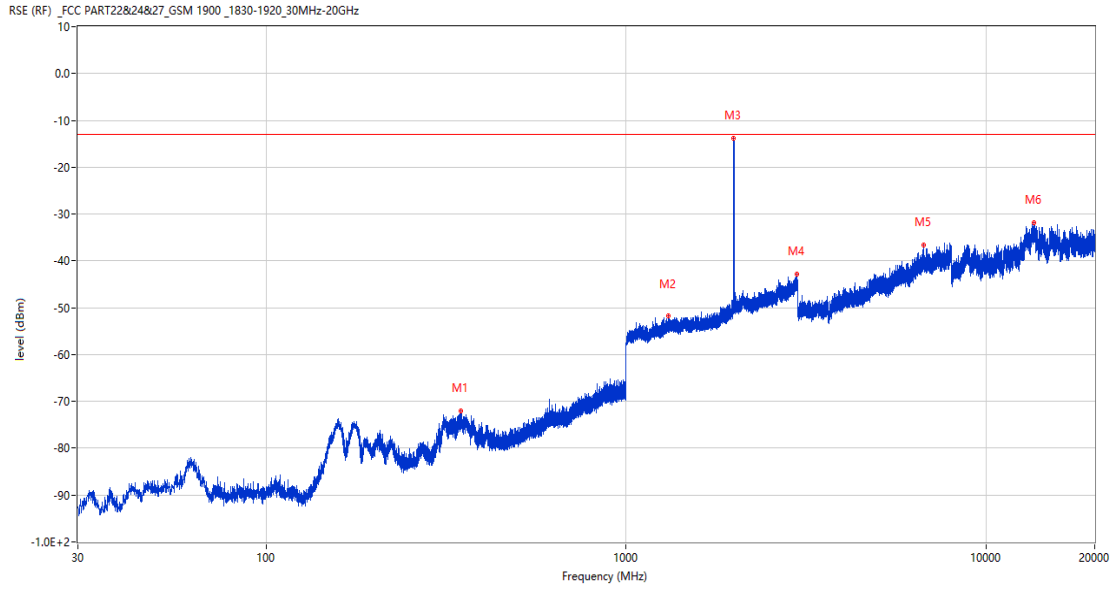
2.3 GSM 1900 High Channel

RSE-H&H GSM 1900 CH810



Frequency (MHz)	Result (dBm)	Factor (dB)	PK Limit (dBm)	Margin (dB)	Table (o)	ANT	EUT	Verdict
311.979	-71.74	-11.55	-13.0	58.74	109.00	Horizontal	Horizontal	Pass
1464.400	-51.58	0.60	-13.0	38.58	133.00	Horizontal	Horizontal	Pass
1990.500	-13.43	4.56	-13.0	0.43	286.00	Horizontal	Horizontal	N/A
2969.700	-43.28	11.87	-13.0	30.28	250.00	Horizontal	Horizontal	Pass
7998.000	-35.01	18.89	-13.0	22.01	310.00	Horizontal	Horizontal	Pass
13363.350	-31.12	24.62	-13.0	18.12	3.00	Horizontal	Horizontal	Pass

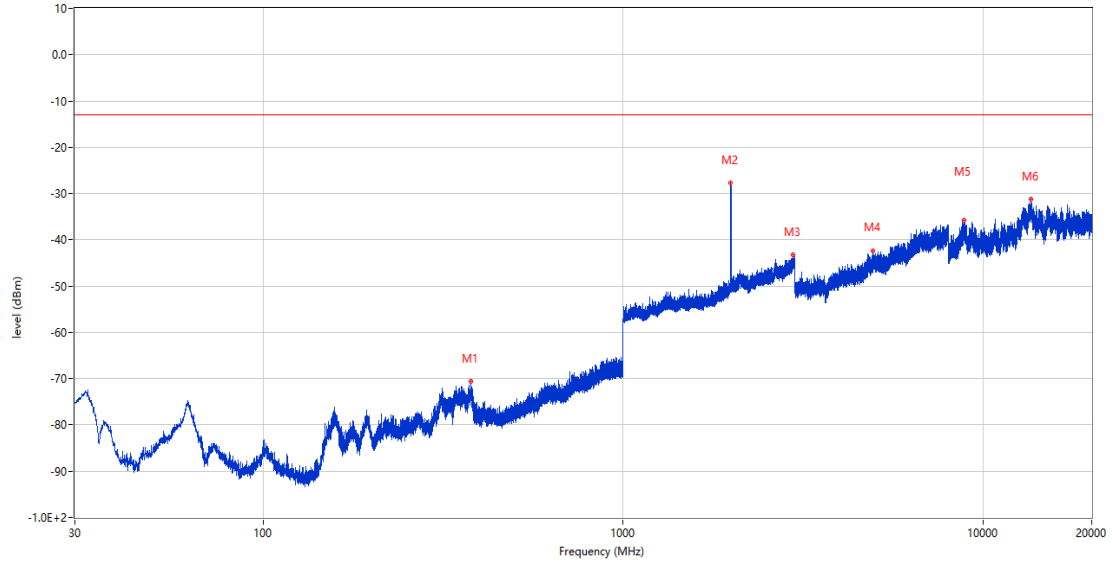
RSE-H&V GSM 1900 CH810



Frequency (MHz)	Result (dBm)	Factor (dB)	PK Limit (dBm)	Margin (dB)	Table (o)	ANT	EUT	Verdict
348.160	-72.10	-9.82	-13.0	59.10	2.00	Horizontal	Vertical	Pass
1309.400	-51.72	0.55	-13.0	38.72	19.00	Horizontal	Vertical	Pass
1990.500	-13.89	4.56	-13.0	0.89	283.00	Horizontal	Vertical	N/A
2969.800	-42.84	11.87	-13.0	29.84	49.00	Horizontal	Vertical	Pass
6685.250	-36.63	17.02	-13.0	23.63	257.00	Horizontal	Vertical	Pass
13594.263	-31.90	24.91	-13.0	18.90	17.00	Horizontal	Vertical	Pass

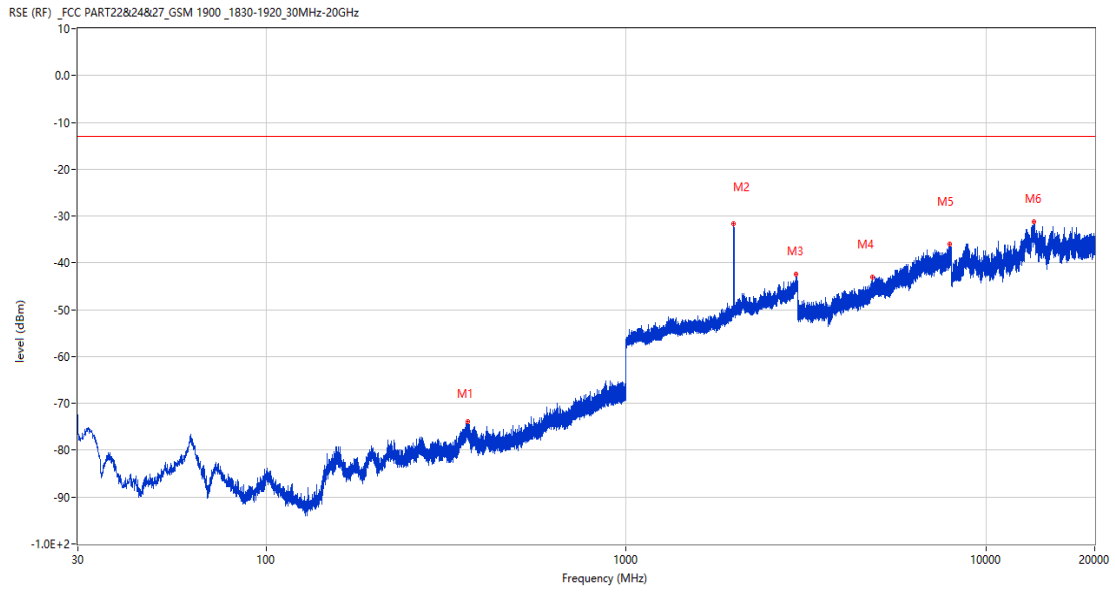
RSE-V&V GSM 1900 CH810

RSE (RF) _FCC PART22&24&27_GSM 1900_1830-1920_30MHz-20GHz



Frequency (MHz)	Result (dBm)	Factor (dB)	PK Limit (dBm)	Margin (dB)	Table (o)	ANT	EUT	Verdict
377.987	-70.57	-9.53	-13.0	57.57	265.00	Vertical	Vertical	Pass
1990.700	-27.77	4.54	-13.0	14.77	133.00	Vertical	Vertical	N/A
2967.600	-43.18	11.82	-13.0	30.18	152.00	Vertical	Vertical	Pass
4940.250	-42.43	12.74	-13.0	29.43	332.00	Vertical	Vertical	Pass
8825.787	-35.77	19.96	-13.0	22.77	39.00	Vertical	Vertical	Pass
13543.151	-31.19	25.04	-13.0	18.19	182.00	Vertical	Vertical	Pass

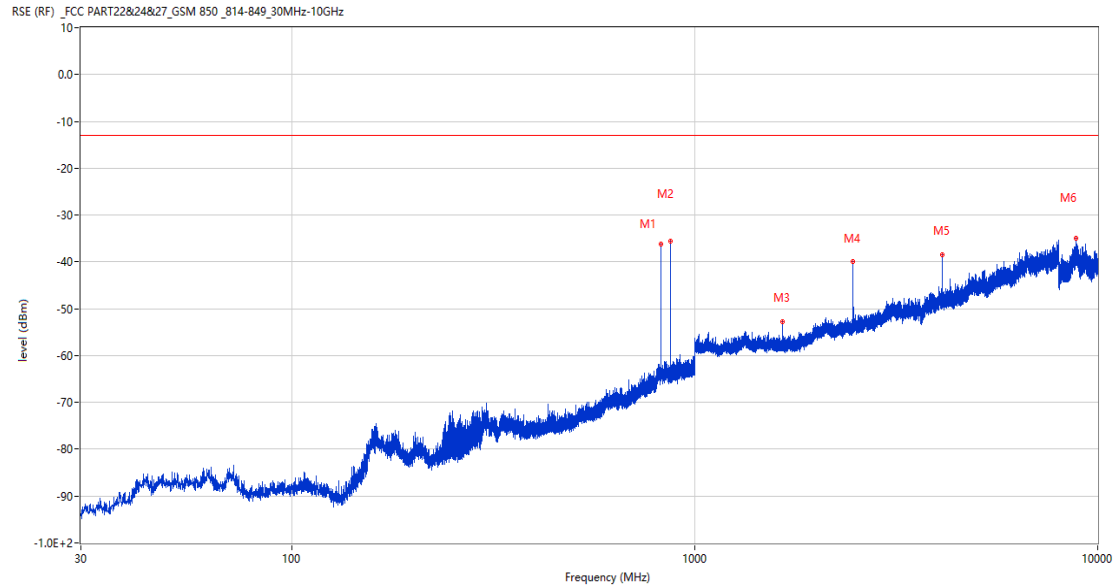
RSE-V&H GSM 1900 CH810



Frequency (MHz)	Result (dBm)	Factor (dB)	PK Limit (dBm)	Margin (dB)	Table (o)	ANT	EUT	Verdict
362.807	-73.93	-10.13	-13.0	60.93	335.00	Vertical	Horizontal	Pass
1990.600	-31.70	4.55	-13.0	18.70	227.00	Vertical	Horizontal	N/A
2967.800	-42.34	11.83	-13.0	29.34	30.00	Vertical	Horizontal	Pass
4825.500	-43.00	12.71	-13.0	30.00	257.00	Vertical	Horizontal	Pass
7933.250	-35.90	18.75	-13.0	22.90	94.00	Vertical	Horizontal	Pass
13583.750	-31.19	24.98	-13.0	18.19	321.00	Vertical	Horizontal	Pass

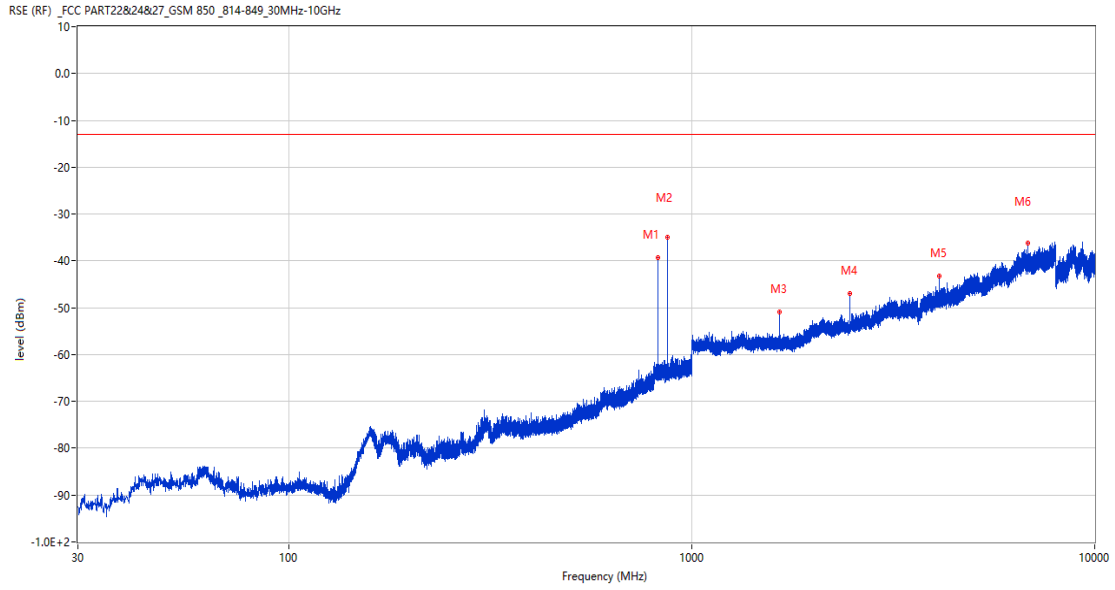
EGPRS
 3 EGPRS 850
 3.1 EGPRS 850 Low Channel

RSE-H&H EGPRS 850 CH128



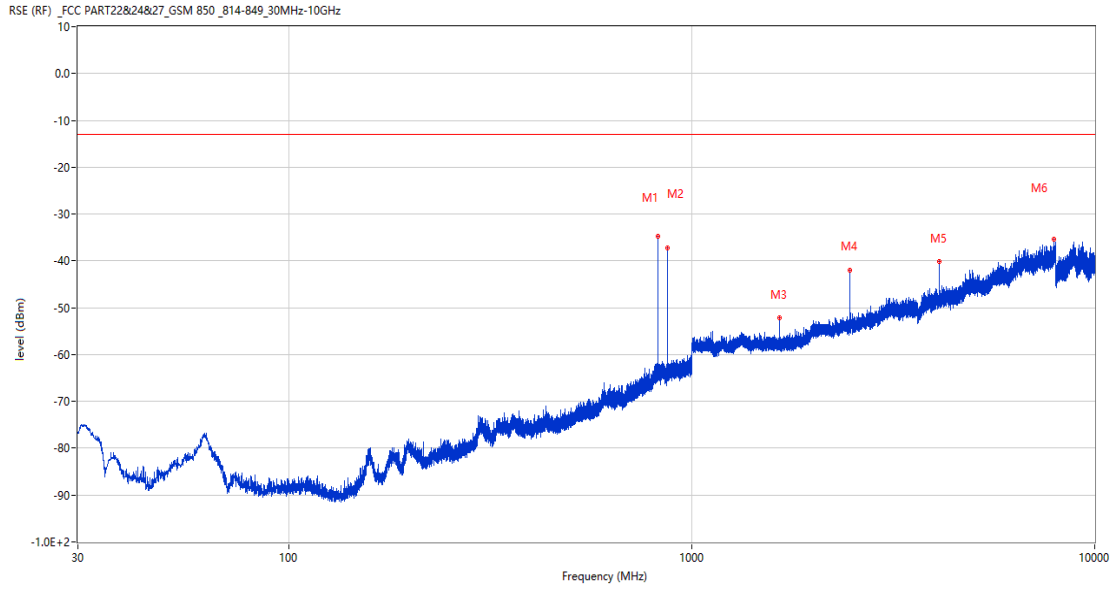
Frequency (MHz)	Result (dBm)	Factor (dB)	PK Limit (dBm)	Margin (dB)	Table (o)	ANT	EUT	Verdict
824.139	-36.20	6.90	-13.0	23.20	193.00	Horizontal	Horizontal	N/A
869.244	-35.50	6.36	-13.0	22.50	213.00	Horizontal	Horizontal	N/A
1649.200	-52.71	-3.69	-13.0	39.71	109.00	Horizontal	Horizontal	Pass
2473.500	-40.02	0.95	-13.0	27.02	334.00	Horizontal	Horizontal	Pass
4121.500	-39.01	9.63	-13.0	26.01	343.00	Horizontal	Horizontal	Pass
8829.100	-35.02	20.02	-13.0	22.02	267.00	Horizontal	Horizontal	Pass

RSE-H&V EGPRS 850 CH128



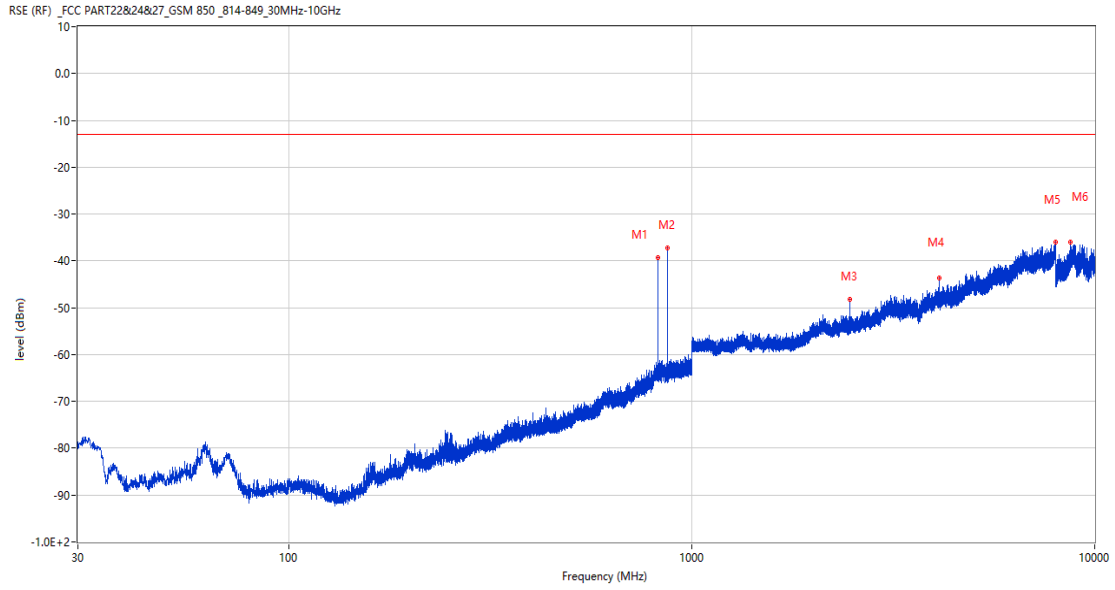
Frequency (MHz)	Result (dBm)	Factor (dB)	PK Limit (dBm)	Margin (dB)	Table (o)	ANT	EUT	Verdict
824.236	-39.40	6.91	-13.0	26.40	340.00	Horizontal	Vertical	N/A
869.244	-35.01	6.36	-13.0	22.01	226.00	Horizontal	Vertical	N/A
1649.500	-50.97	-3.69	-13.0	37.97	221.00	Horizontal	Vertical	Pass
2473.500	-46.89	0.95	-13.0	33.89	47.00	Horizontal	Vertical	Pass
4121.000	-43.24	9.60	-13.0	30.24	213.00	Horizontal	Vertical	Pass
6830.000	-36.18	16.34	-13.0	23.18	353.00	Horizontal	Vertical	Pass

RSE-V&V EGPRS 850 CH128



Frequency (MHz)	Result (dBm)	Factor (dB)	PK Limit (dBm)	Margin (dB)	Table (o)	ANT	EUT	Verdict
824.139	-34.79	6.90	-13.0	21.79	354.00	Vertical	Vertical	N/A
869.196	-37.21	6.35	-13.0	24.21	337.00	Vertical	Vertical	N/A
1649.700	-52.24	-3.68	-13.0	39.24	46.00	Vertical	Vertical	Pass
2473.200	-42.00	0.92	-13.0	29.00	251.00	Vertical	Vertical	Pass
4121.500	-40.06	9.63	-13.0	27.06	342.00	Vertical	Vertical	Pass
7928.250	-35.33	18.55	-13.0	22.33	106.00	Vertical	Vertical	Pass

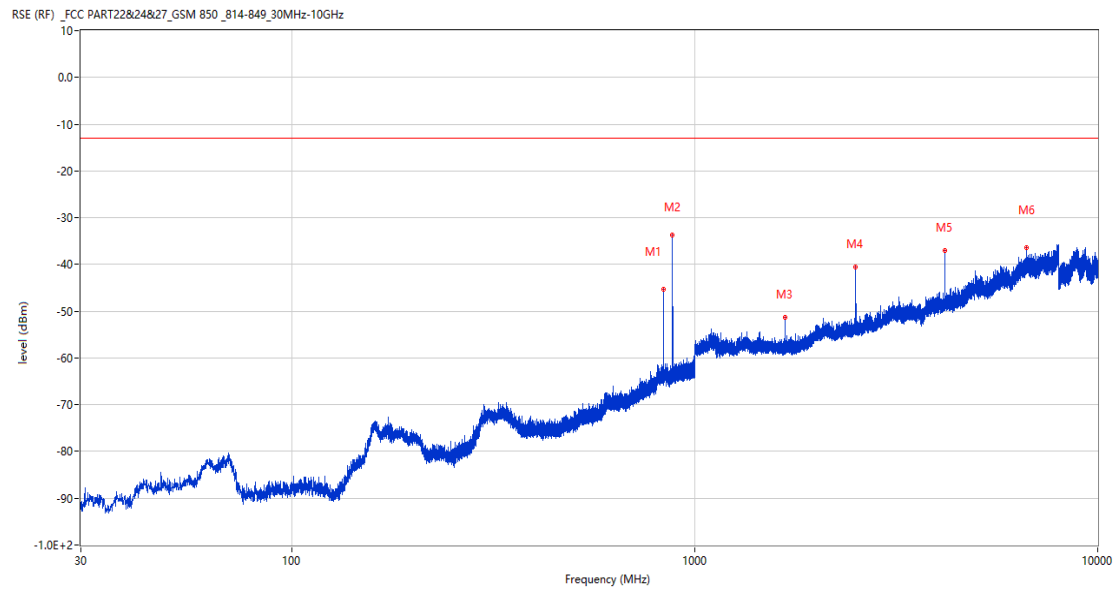
RSE-V&H EGPRS 850 CH128



Frequency (MHz)	Result (dBm)	Factor (dB)	PK Limit (dBm)	Margin (dB)	Table (o)	ANT	EUT	Verdict
824.236	-39.29	6.91	-13.0	26.29	19.00	Vertical	Horizontal	N/A
869.244	-37.32	6.36	-13.0	24.32	175.00	Vertical	Horizontal	N/A
2473.500	-48.31	0.95	-13.0	35.31	167.00	Vertical	Horizontal	Pass
4121.250	-43.68	9.61	-13.0	30.68	56.00	Vertical	Horizontal	Pass
7999.000	-35.96	18.94	-13.0	22.96	232.00	Vertical	Horizontal	Pass
8692.700	-35.89	19.20	-13.0	22.89	151.00	Vertical	Horizontal	Pass

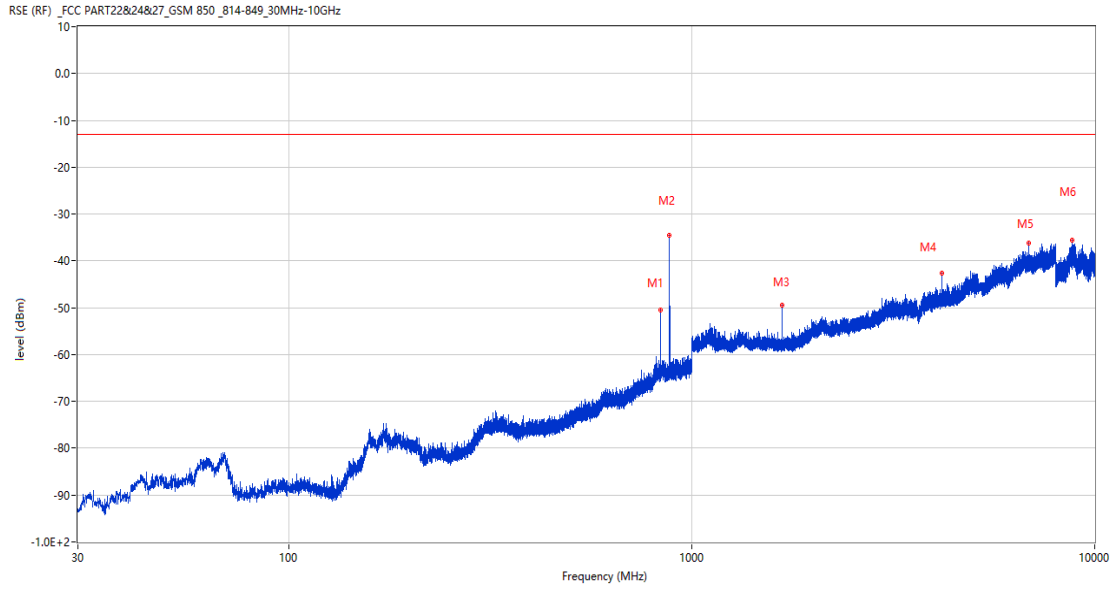
3.2 EGPRS 850 Middle Channel

RSE-H&H EGPRS 850 CH190



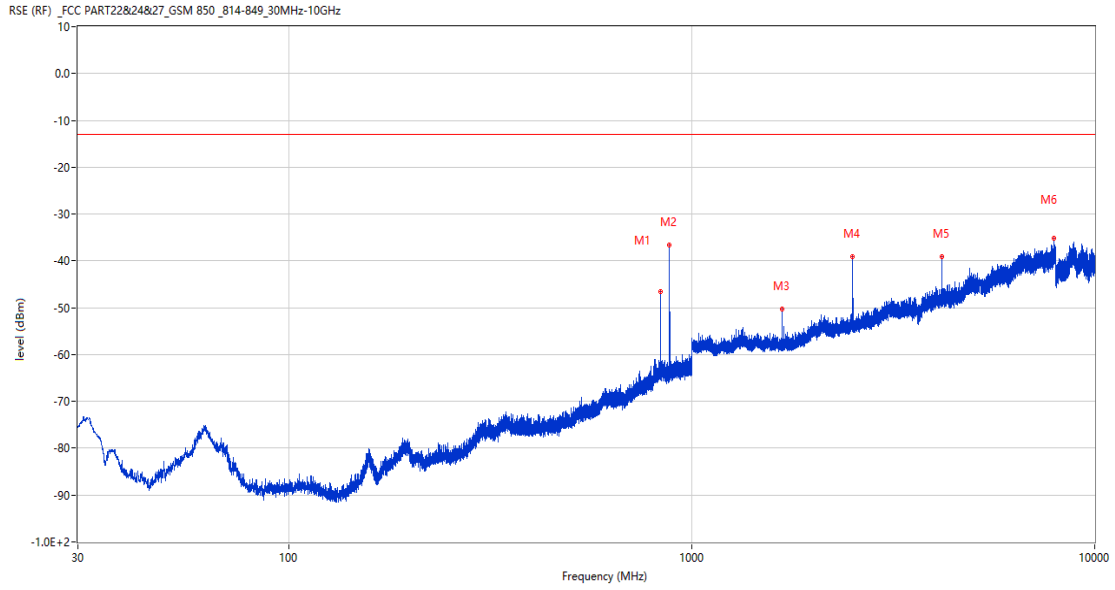
Frequency (MHz)	Result (dBm)	Factor (dB)	PK Limit (dBm)	Margin (dB)	Table (o)	ANT	EUT	Verdict
836.555	-45.39	7.13	-13.0	32.39	200.00	Horizontal	Horizontal	N/A
881.660	-33.75	6.75	-13.0	20.75	360.00	Horizontal	Horizontal	N/A
1673.800	-51.29	-3.60	-13.0	38.29	134.00	Horizontal	Horizontal	Pass
2510.700	-40.63	1.48	-13.0	27.63	328.00	Horizontal	Horizontal	Pass
4183.250	-37.11	10.09	-13.0	24.11	360.00	Horizontal	Horizontal	Pass
6670.250	-36.35	16.55	-13.0	23.35	42.00	Horizontal	Horizontal	Pass

RSE-H&V EGPRS 850 CH190



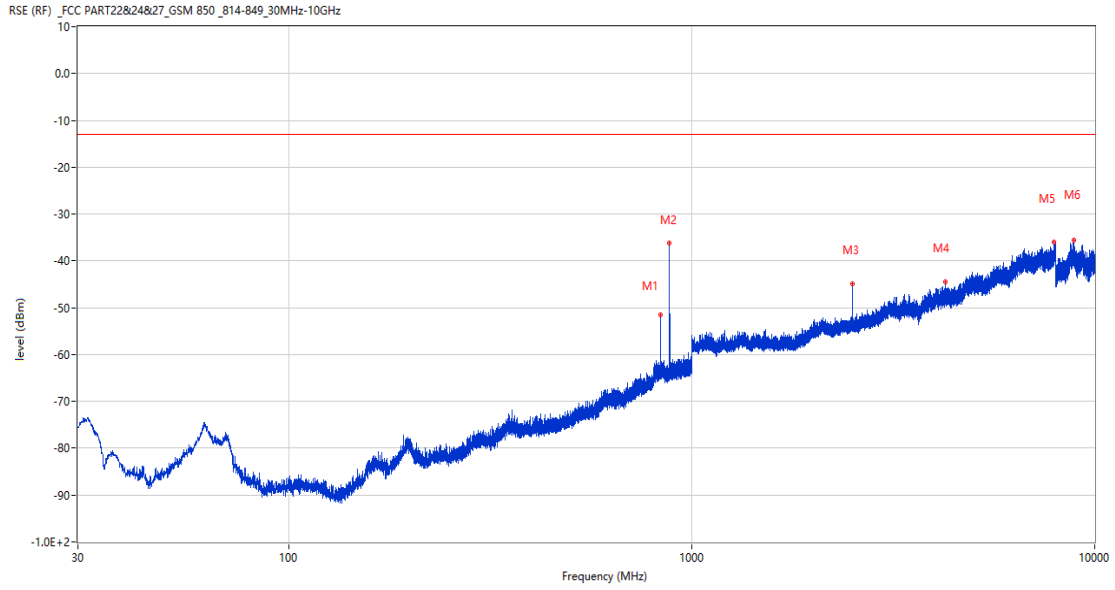
Frequency (MHz)	Result (dBm)	Factor (dB)	PK Limit (dBm)	Margin (dB)	Table (o)	ANT	EUT	Verdict
836.555	-50.49	7.13	-13.0	37.49	360.00	Horizontal	Vertical	N/A
881.612	-34.61	6.75	-13.0	21.61	360.00	Horizontal	Vertical	N/A
1674.000	-49.41	-3.60	-13.0	36.41	40.00	Horizontal	Vertical	Pass
4183.500	-42.56	10.08	-13.0	29.56	224.00	Horizontal	Vertical	Pass
6864.500	-36.24	16.49	-13.0	23.24	72.00	Horizontal	Vertical	Pass
8802.000	-35.59	19.57	-13.0	22.59	105.00	Horizontal	Vertical	Pass

RSE-V&V EGPRS 850 CH190



Frequency (MHz)	Result (dBm)	Factor (dB)	PK Limit (dBm)	Margin (dB)	Table (o)	ANT	EUT	Verdict
836.604	-46.57	7.13	-13.0	33.57	20.00	Vertical	Vertical	N/A
881.612	-36.56	6.75	-13.0	23.56	163.00	Vertical	Vertical	N/A
1673.800	-50.27	-3.60	-13.0	37.27	58.00	Vertical	Vertical	Pass
2510.700	-39.15	1.48	-13.0	26.15	191.00	Vertical	Vertical	Pass
4183.500	-39.14	10.08	-13.0	26.14	342.00	Vertical	Vertical	Pass
7931.500	-35.21	18.77	-13.0	22.21	234.00	Vertical	Vertical	Pass

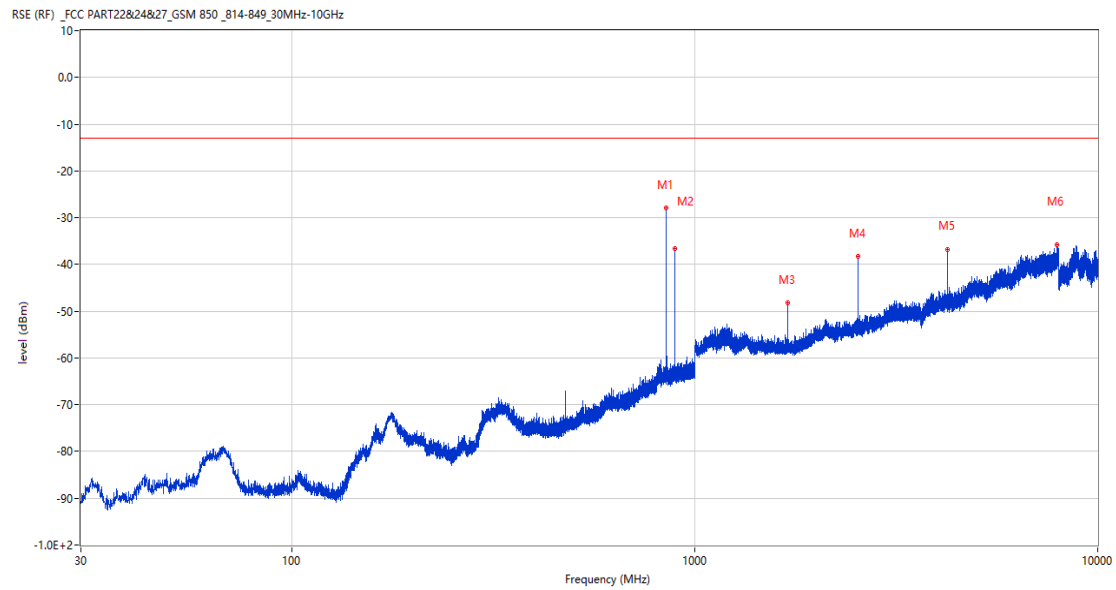
RSE-V&H EGPRS 850 CH190



Frequency (MHz)	Result (dBm)	Factor (dB)	PK Limit (dBm)	Margin (dB)	Table (o)	ANT	EUT	Verdict
836.652	-51.58	7.13	-13.0	38.58	214.00	Vertical	Horizontal	N/A
881.660	-36.15	6.75	-13.0	23.15	169.00	Vertical	Horizontal	N/A
2510.800	-44.85	1.47	-13.0	31.85	158.00	Vertical	Horizontal	Pass
4255.500	-44.42	10.26	-13.0	31.42	180.00	Vertical	Horizontal	Pass
7908.500	-35.90	17.97	-13.0	22.90	72.00	Vertical	Horizontal	Pass
8865.200	-35.53	20.17	-13.0	22.53	360.00	Vertical	Horizontal	Pass

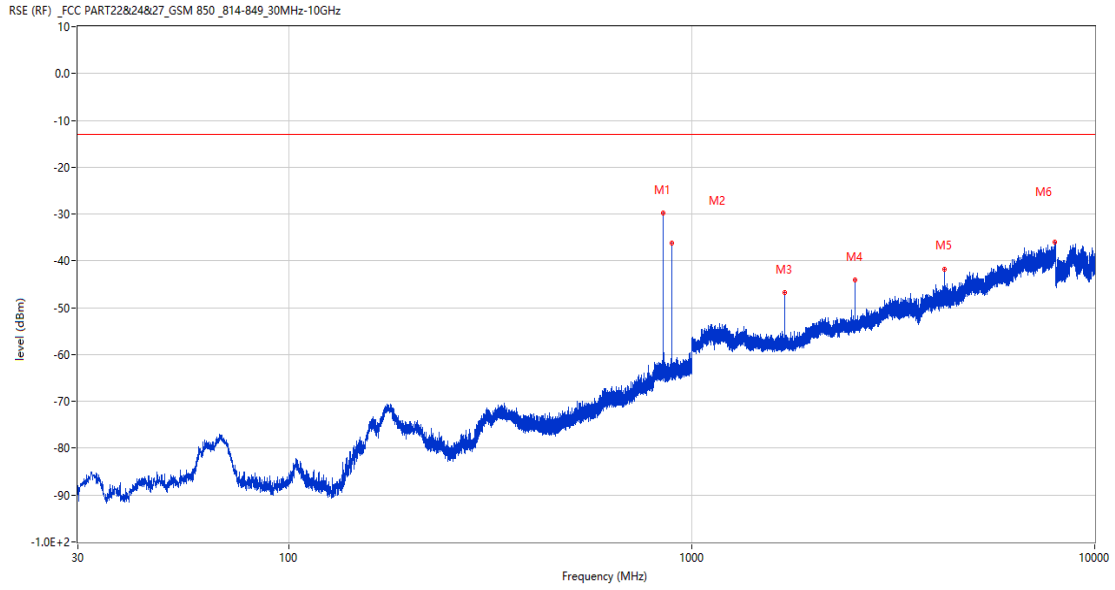
3.3 EGPRS 850 High Channel

RSE-H&H EGPRS 850 CH251



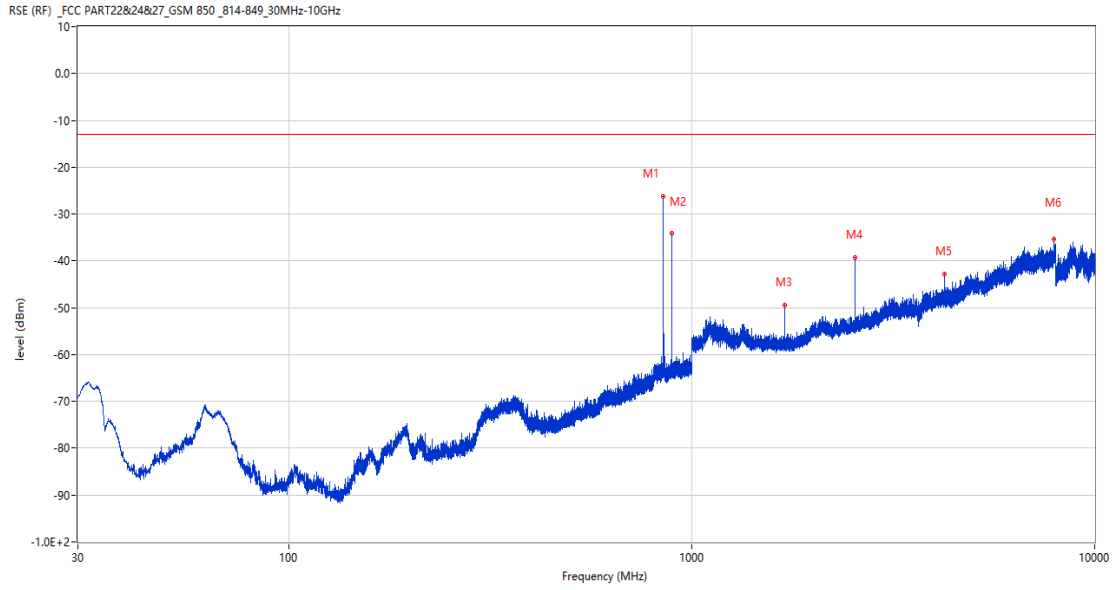
Frequency (MHz)	Result (dBm)	Factor (dB)	PK Limit (dBm)	Margin (dB)	Table (o)	ANT	EUT	Verdict
848.825	-27.89	7.31	-13.0	14.89	76.00	Horizontal	Horizontal	N/A
893.737	-36.65	6.90	-13.0	23.65	360.00	Horizontal	Horizontal	N/A
1698.600	-48.17	-3.61	-13.0	35.17	128.00	Horizontal	Horizontal	Pass
2547.400	-38.23	1.52	-13.0	25.23	83.00	Horizontal	Horizontal	Pass
4244.250	-36.72	10.05	-13.0	23.72	342.00	Horizontal	Horizontal	Pass
7930.750	-35.73	18.76	-13.0	22.73	9.00	Horizontal	Horizontal	Pass

RSE-H&V EGPRS 850 CH251



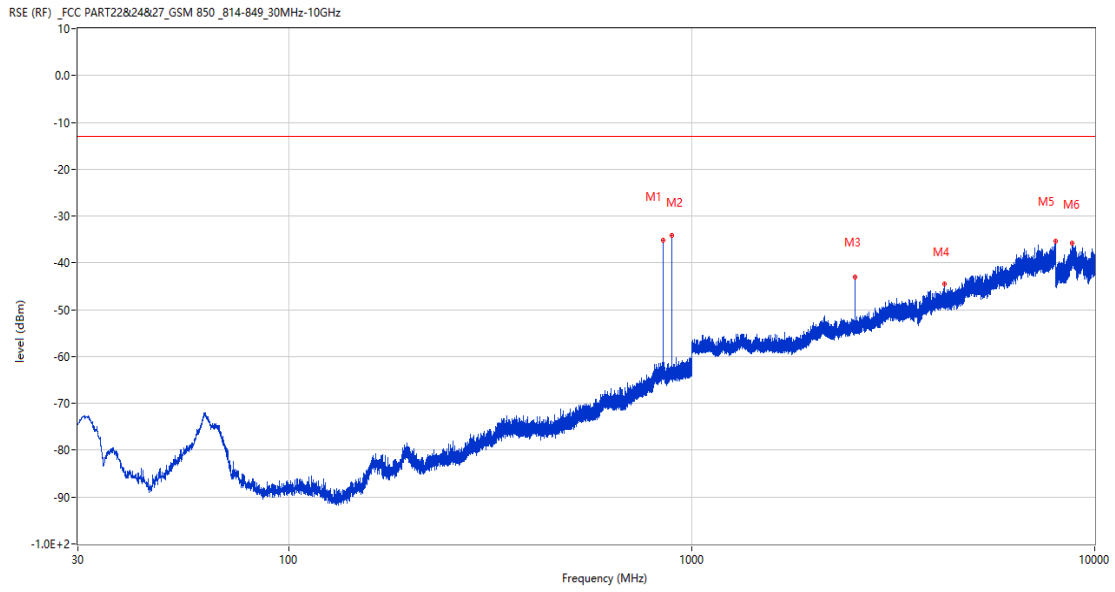
Frequency (MHz)	Result (dBm)	Factor (dB)	PK Limit (dBm)	Margin (dB)	Table (o)	ANT	EUT	Verdict
848.874	-29.76	7.31	-13.0	16.76	175.00	Horizontal	Vertical	N/A
893.737	-36.23	6.90	-13.0	23.23	360.00	Horizontal	Vertical	N/A
1698.300	-46.73	-3.59	-13.0	33.73	210.00	Horizontal	Vertical	Pass
2547.100	-44.14	1.52	-13.0	31.14	128.00	Horizontal	Vertical	Pass
4245.500	-41.70	10.00	-13.0	28.70	321.00	Horizontal	Vertical	Pass
7959.250	-35.89	18.29	-13.0	22.89	321.00	Horizontal	Vertical	Pass

RSE-V&V EGPRS 850 CH251



Frequency (MHz)	Result (dBm)	Factor (dB)	PK Limit (dBm)	Margin (dB)	Table (o)	ANT	EUT	Verdict
848.874	-26.35	7.31	-13.0	13.35	0.00	Vertical	Vertical	N/A
893.785	-34.22	6.89	-13.0	21.22	154.00	Vertical	Vertical	N/A
1698.400	-49.46	-3.59	-13.0	36.46	46.00	Vertical	Vertical	Pass
2547.600	-39.23	1.52	-13.0	26.23	197.00	Vertical	Vertical	Pass
4244.750	-42.88	10.00	-13.0	29.88	0.00	Vertical	Vertical	Pass
7919.750	-35.33	18.22	-13.0	22.33	158.00	Vertical	Vertical	Pass

RSE-V&H EGPRS 850 CH251

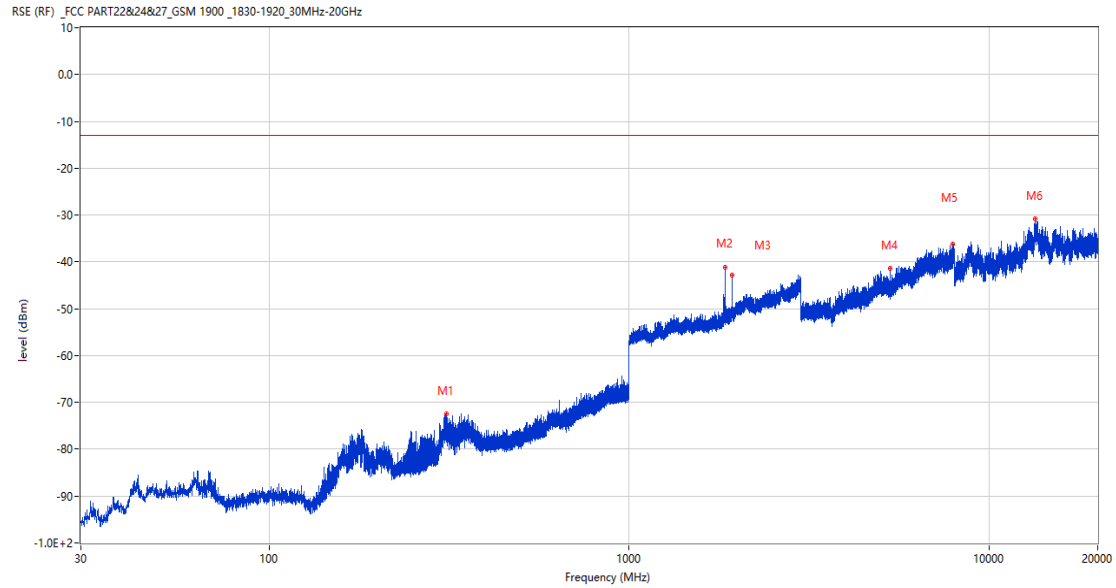


Frequency (MHz)	Result (dBm)	Factor (dB)	PK Limit (dBm)	Margin (dB)	Table (o)	ANT	EUT	Verdict
848.874	-35.15	7.31	-13.0	22.15	223.00	Vertical	Horizontal	N/A
893.833	-34.22	6.89	-13.0	21.22	146.00	Vertical	Horizontal	N/A
2547.300	-43.05	1.52	-13.0	30.05	154.00	Vertical	Horizontal	Pass
4244.500	-44.50	10.02	-13.0	31.50	18.00	Vertical	Horizontal	Pass
7997.250	-35.44	18.86	-13.0	22.44	212.00	Vertical	Horizontal	Pass
8806.500	-35.76	19.65	-13.0	22.76	360.00	Vertical	Horizontal	Pass

4 EGPRS 1900

4.1 EGPRS 1900 Low Channel

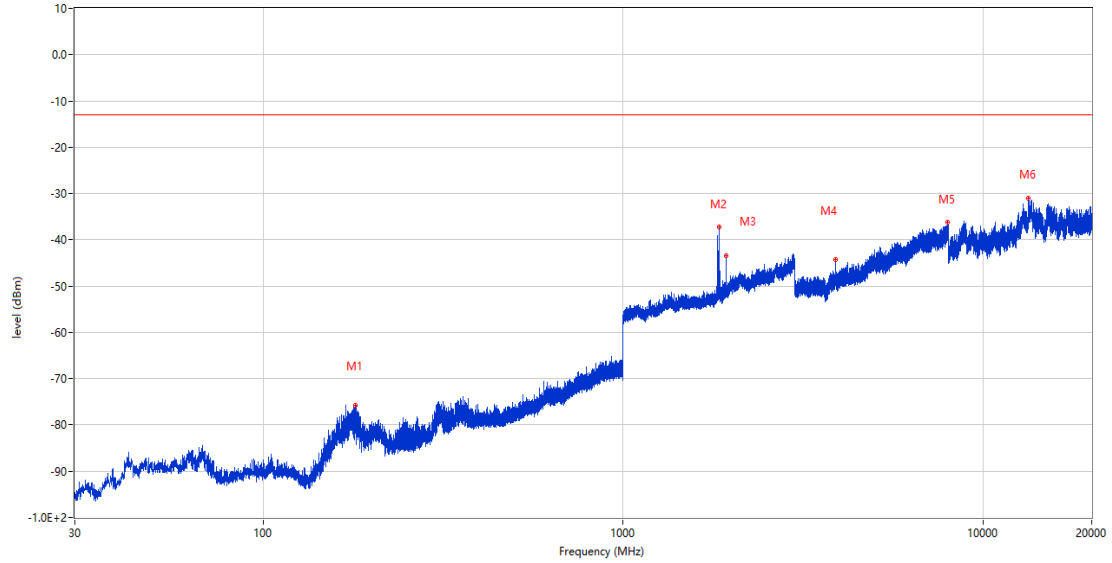
RSE-H&H EGPRS 1900 CH512



Frequency (MHz)	Result (dBm)	Factor (dB)	PK Limit (dBm)	Margin (dB)	Table (o)	ANT	EUT	Verdict
309.894	-72.45	-11.79	-13.0	59.45	108.00	Horizontal	Horizontal	Pass
1851.000	-41.08	2.54	-13.0	28.08	110.00	Horizontal	Horizontal	N/A
1931.100	-42.87	3.16	-13.0	29.87	270.00	Horizontal	Horizontal	N/A
5297.750	-41.40	12.32	-13.0	28.40	229.00	Horizontal	Horizontal	Pass
7932.750	-36.12	18.74	-13.0	23.12	310.00	Horizontal	Horizontal	Pass
13397.063	-30.75	24.83	-13.0	17.75	96.00	Horizontal	Horizontal	Pass

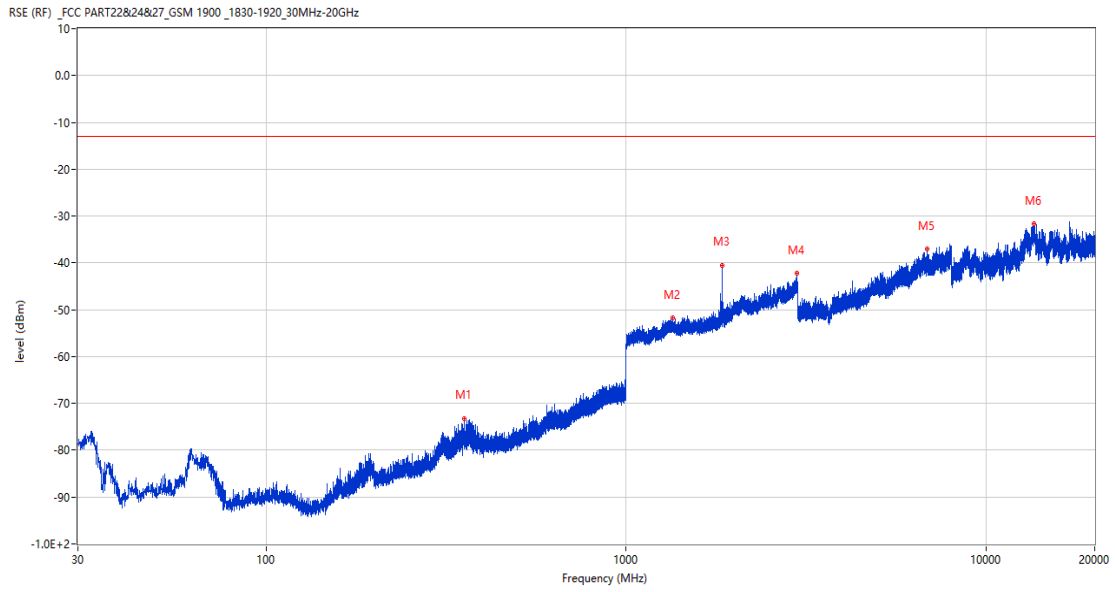
RSE-H&V EGPRS 1900 CH512

RSE (RF) _FCC PART22&24&27_GSM 1900_1830-1920_30MHz-20GHz



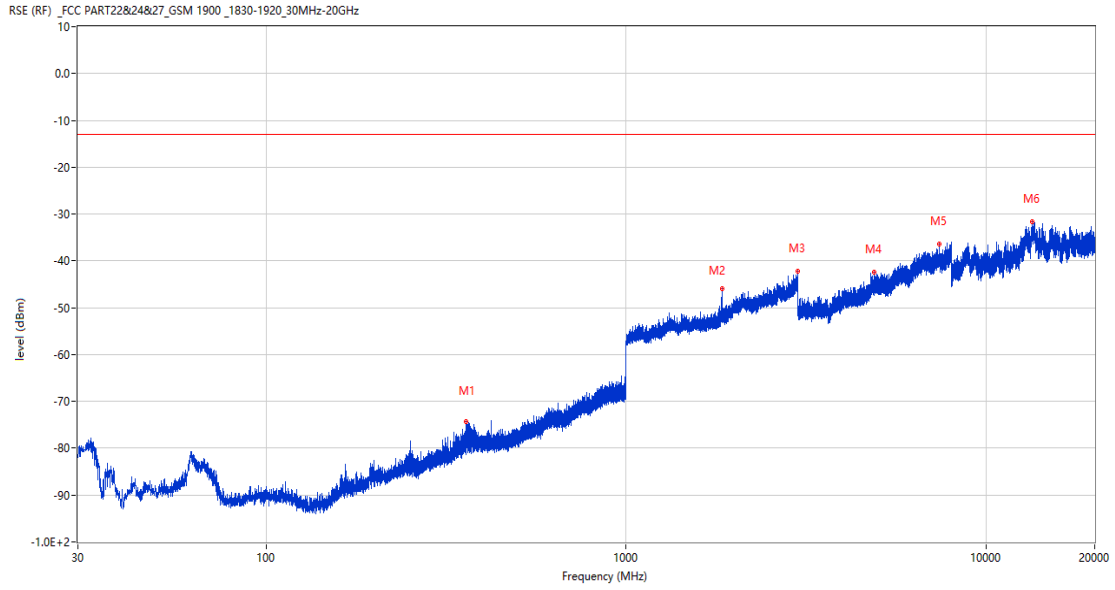
Frequency (MHz)	Result (dBm)	Factor (dB)	PK Limit (dBm)	Margin (dB)	Table (o)	ANT	EUT	Verdict
180.253	-75.68	-17.17	-13.0	62.68	25.00	Horizontal	Vertical	Pass
1851.200	-37.17	2.54	-13.0	24.17	202.00	Horizontal	Vertical	N/A
1931.200	-43.40	3.16	-13.0	30.40	276.00	Horizontal	Vertical	N/A
3886.250	-44.37	9.60	-13.0	31.37	360.00	Horizontal	Vertical	Pass
7972.500	-36.18	18.13	-13.0	23.18	226.00	Horizontal	Vertical	Pass
13359.725	-30.94	24.60	-13.0	17.94	157.00	Horizontal	Vertical	Pass

RSE-V&V EGPRS 1900 CH512



Frequency (MHz)	Result (dBm)	Factor (dB)	PK Limit (dBm)	Margin (dB)	Table (o)	ANT	EUT	Verdict
355.386	-73.19	-9.86	-13.0	60.19	91.00	Vertical	Vertical	Pass
1347.700	-51.80	0.77	-13.0	38.80	360.00	Vertical	Vertical	Pass
1851.200	-40.46	2.54	-13.0	27.46	170.00	Vertical	Vertical	N/A
2976.100	-42.24	11.62	-13.0	29.24	343.00	Vertical	Vertical	Pass
6836.000	-37.09	16.44	-13.0	24.09	0.00	Vertical	Vertical	Pass
13571.063	-31.63	25.07	-13.0	18.63	320.00	Vertical	Vertical	Pass

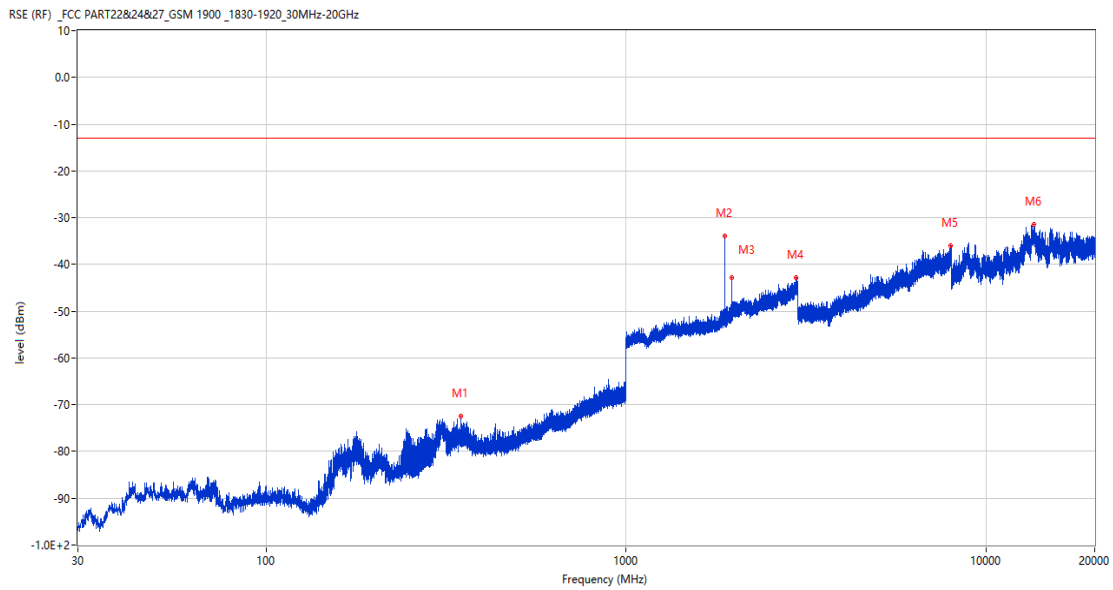
RSE-V&H EGPRS 1900 CH512



Frequency (MHz)	Result (dBm)	Factor (dB)	PK Limit (dBm)	Margin (dB)	Table (o)	ANT	EUT	Verdict
358.199	-74.23	-10.08	-13.0	61.23	314.00	Vertical	Horizontal	Pass
1851.100	-45.87	2.54	-13.0	32.87	25.00	Vertical	Horizontal	N/A
2997.100	-42.17	10.55	-13.0	29.17	344.00	Vertical	Horizontal	Pass
4883.500	-42.46	12.62	-13.0	29.46	82.00	Vertical	Horizontal	Pass
7414.750	-36.45	18.17	-13.0	23.45	126.00	Vertical	Horizontal	Pass
13383.650	-31.66	24.75	-13.0	18.66	275.00	Vertical	Horizontal	Pass

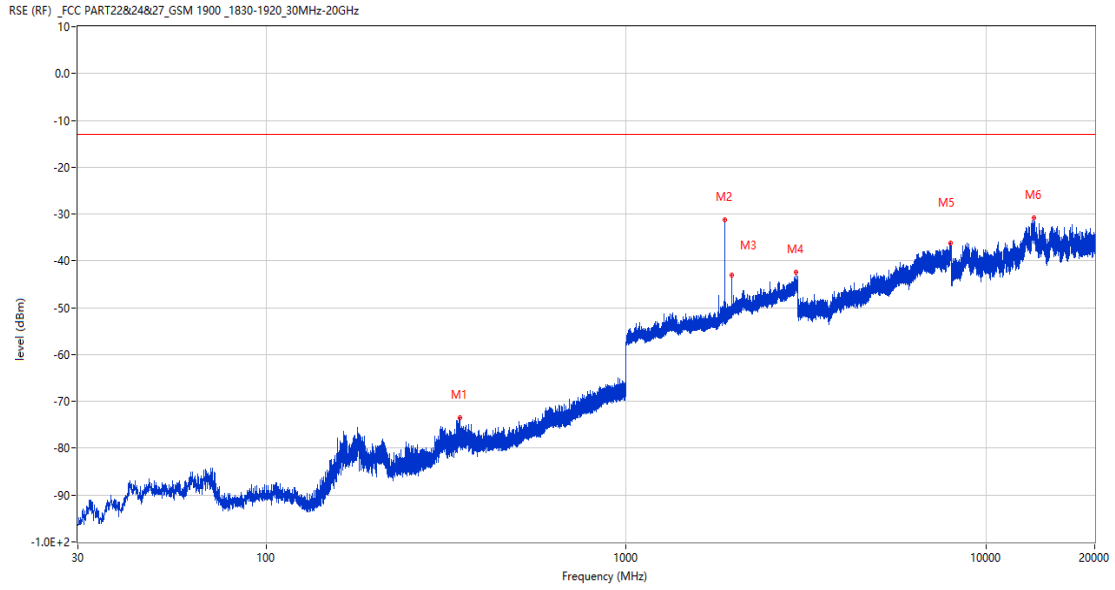
4.2 EGPRS 1900 Middle Channel

RSE-H&H EGPRS 1900 CH661



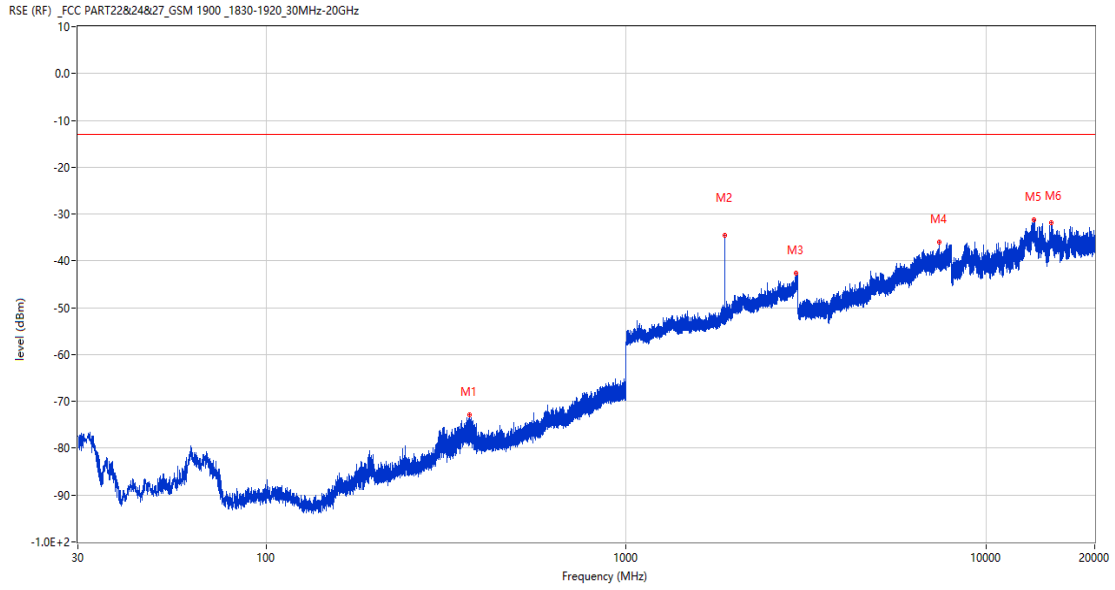
Frequency (MHz)	Result (dBm)	Factor (dB)	PK Limit (dBm)	Margin (dB)	Table (o)	ANT	EUT	Verdict
346.462	-72.45	-9.90	-13.0	59.45	5.00	Horizontal	Horizontal	Pass
1881.000	-33.92	2.77	-13.0	20.92	124.00	Horizontal	Horizontal	N/A
1960.700	-42.88	3.40	-13.0	29.88	259.00	Horizontal	Horizontal	N/A
2967.500	-42.85	11.82	-13.0	29.85	57.00	Horizontal	Horizontal	Pass
7944.000	-35.97	18.87	-13.0	22.97	148.00	Horizontal	Horizontal	Pass
13530.463	-31.40	24.72	-13.0	18.40	86.00	Horizontal	Horizontal	Pass

RSE-H&V EGPRS 1900 CH661



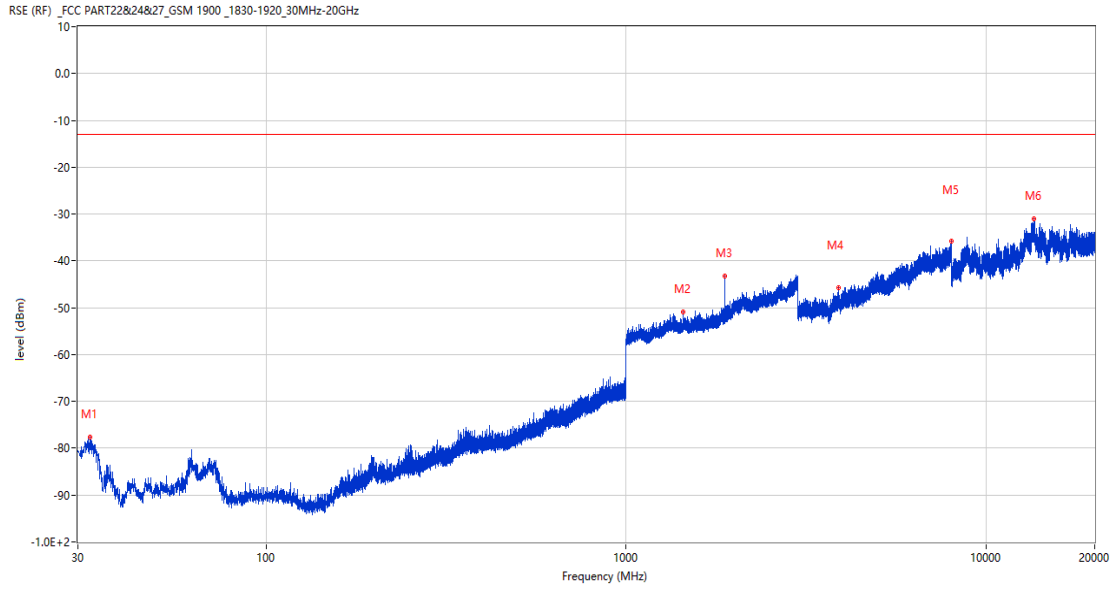
Frequency (MHz)	Result (dBm)	Factor (dB)	PK Limit (dBm)	Margin (dB)	Table (o)	ANT	EUT	Verdict
344.765	-73.44	-9.94	-13.0	60.44	112.00	Horizontal	Vertical	Pass
1880.900	-31.26	2.77	-13.0	18.26	209.00	Horizontal	Vertical	N/A
1960.700	-43.11	3.40	-13.0	30.11	271.00	Horizontal	Vertical	N/A
2964.500	-42.51	11.49	-13.0	29.51	277.00	Horizontal	Vertical	Pass
7935.000	-36.25	18.85	-13.0	23.25	137.00	Horizontal	Vertical	Pass
13541.701	-30.77	25.01	-13.0	17.77	1.00	Horizontal	Vertical	Pass

RSE-V&V EGPRS 1900 CH661



Frequency (MHz)	Result (dBm)	Factor (dB)	PK Limit (dBm)	Margin (dB)	Table (o)	ANT	EUT	Verdict
366.687	-72.86	-10.08	-13.0	59.86	271.00	Vertical	Vertical	Pass
1880.900	-34.62	2.77	-13.0	21.62	161.00	Vertical	Vertical	N/A
2960.000	-42.68	11.03	-13.0	29.68	356.00	Vertical	Vertical	Pass
7385.500	-36.00	17.59	-13.0	23.00	181.00	Vertical	Vertical	Pass
13562.724	-31.24	25.13	-13.0	18.24	109.00	Vertical	Vertical	Pass
15189.987	-31.93	23.31	-13.0	18.93	40.00	Vertical	Vertical	Pass

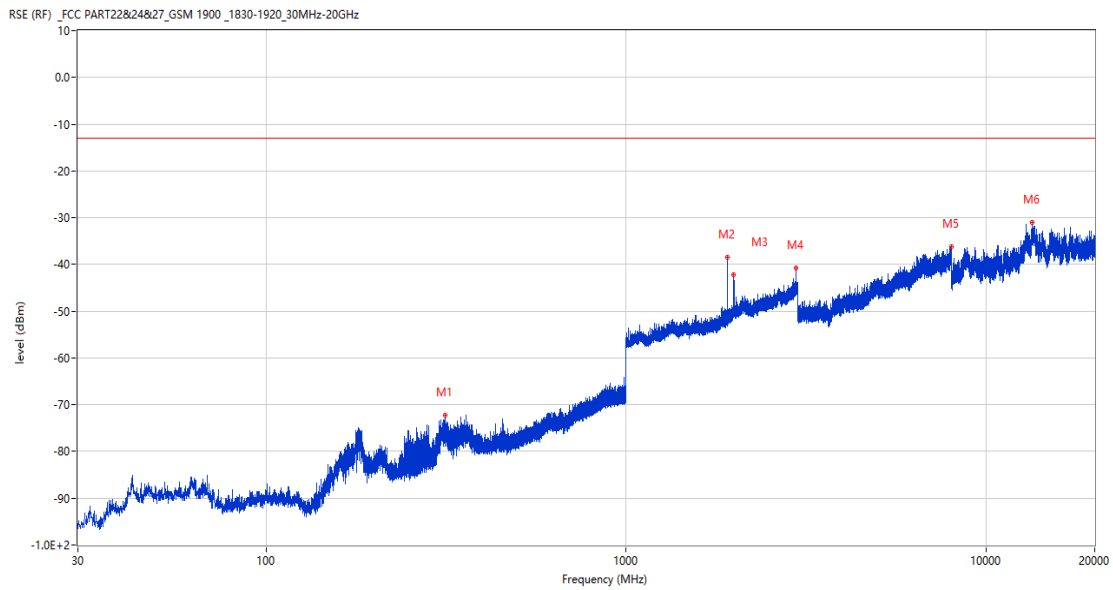
RSE-V&H EGPRS 1900 CH661



Frequency (MHz)	Result (dBm)	Factor (dB)	PK Limit (dBm)	Margin (dB)	Table (o)	ANT	EUT	Verdict
32.377	-77.56	-23.14	-13.0	64.56	242.00	Vertical	Horizontal	Pass
1436.900	-50.90	0.59	-13.0	37.90	305.00	Vertical	Horizontal	Pass
1881.100	-43.31	2.77	-13.0	30.31	162.00	Vertical	Horizontal	N/A
3878.000	-45.75	9.44	-13.0	32.75	299.00	Vertical	Horizontal	Pass
7990.000	-35.71	18.40	-13.0	22.71	276.00	Vertical	Horizontal	Pass
13589.913	-31.06	24.94	-13.0	18.06	360.00	Vertical	Horizontal	Pass

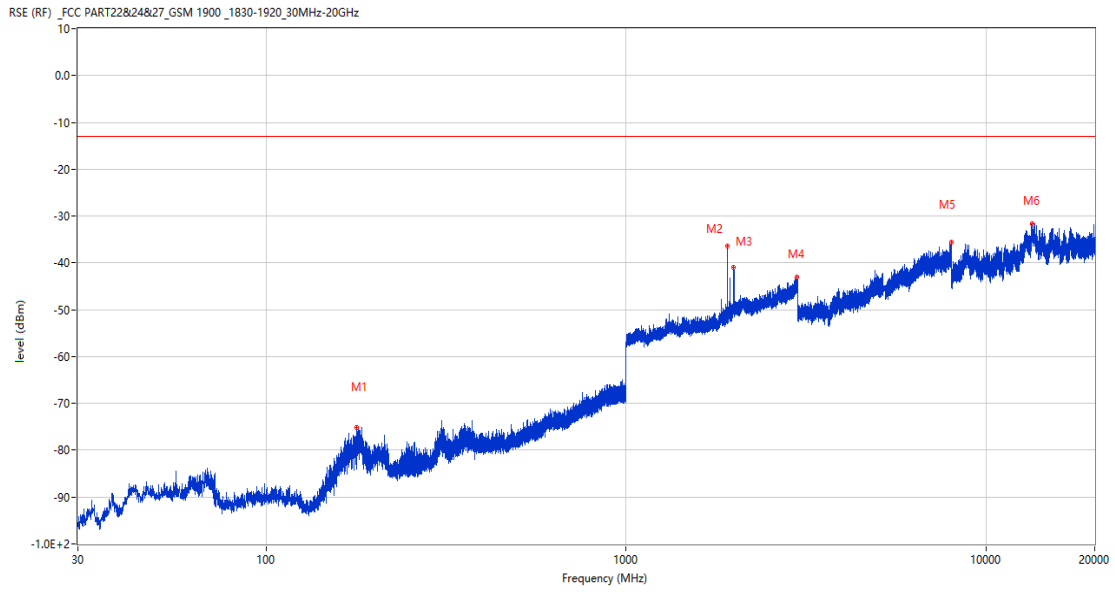
4.3 EGPRS 1900 High Channel

RSE-H&H EGPRS 1900 CH810



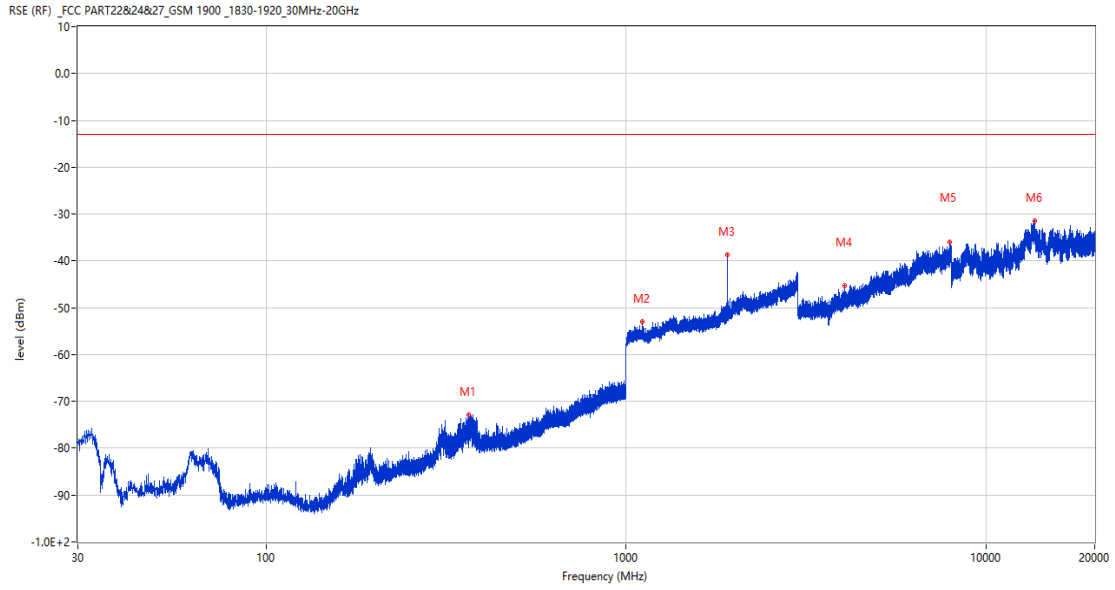
Frequency (MHz)	Result (dBm)	Factor (dB)	PK Limit (dBm)	Margin (dB)	Table (o)	ANT	EUT	Verdict
314.404	-72.32	-11.53	-13.0	59.32	101.00	Horizontal	Horizontal	Pass
1910.500	-38.56	3.10	-13.0	25.56	108.00	Horizontal	Horizontal	N/A
1990.400	-42.26	4.56	-13.0	29.26	270.00	Horizontal	Horizontal	N/A
2968.000	-40.84	11.83	-13.0	27.84	29.00	Horizontal	Horizontal	Pass
7978.500	-36.12	18.15	-13.0	23.12	333.00	Horizontal	Horizontal	Pass
13374.588	-31.10	24.69	-13.0	18.10	40.00	Horizontal	Horizontal	Pass

RSE-H&V EGPRS 1900 CH810



Frequency (MHz)	Result (dBm)	Factor (dB)	PK Limit (dBm)	Margin (dB)	Table (o)	ANT	EUT	Verdict
178.701	-75.05	-17.31	-13.0	62.05	360.00	Horizontal	Vertical	Pass
1910.600	-36.33	3.10	-13.0	23.33	196.00	Horizontal	Vertical	N/A
1990.700	-40.86	4.54	-13.0	27.86	270.00	Horizontal	Vertical	N/A
2976.900	-42.97	11.48	-13.0	29.97	314.00	Horizontal	Vertical	Pass
7991.750	-35.53	18.51	-13.0	22.53	353.00	Horizontal	Vertical	Pass
13442.013	-31.72	24.56	-13.0	18.72	1.00	Horizontal	Vertical	Pass

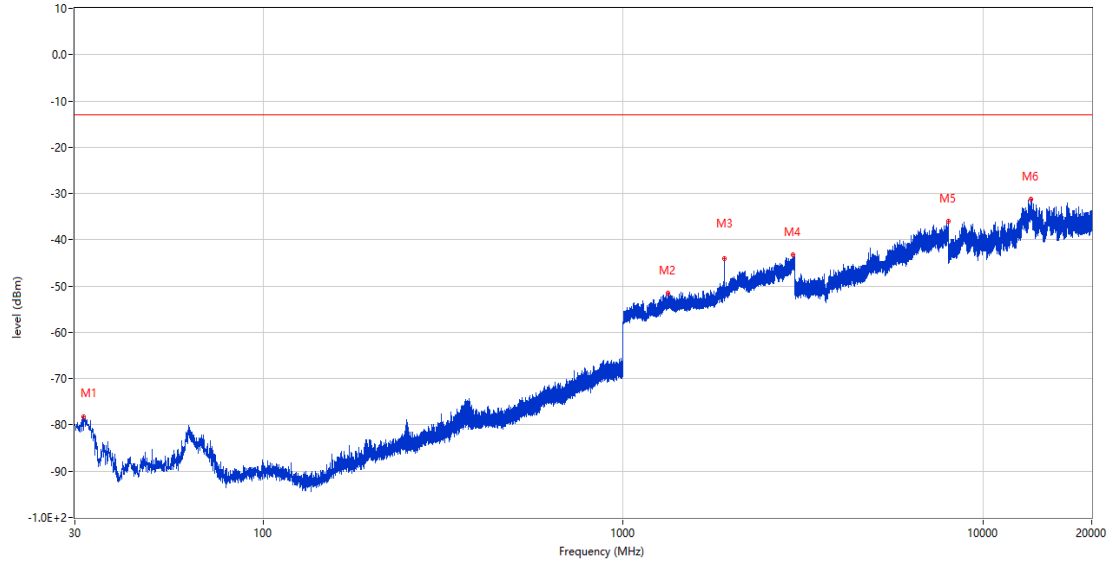
RSE-V&V EGPRS 1900 CH810



Frequency (MHz)	Result (dBm)	Factor (dB)	PK Limit (dBm)	Margin (dB)	Table (o)	ANT	EUT	Verdict
365.571	-72.89	-10.10	-13.0	59.89	300.00	Vertical	Vertical	Pass
1107.500	-52.90	-0.73	-13.0	39.90	307.00	Vertical	Vertical	Pass
1910.600	-38.64	3.10	-13.0	25.64	165.00	Vertical	Vertical	N/A
4041.750	-45.31	10.16	-13.0	32.31	278.00	Vertical	Vertical	Pass
7931.250	-36.04	18.76	-13.0	23.04	83.00	Vertical	Vertical	Pass
13607.675	-31.44	24.86	-13.0	18.44	234.00	Vertical	Vertical	Pass

RSE-V&H EGPRS 1900 CH810

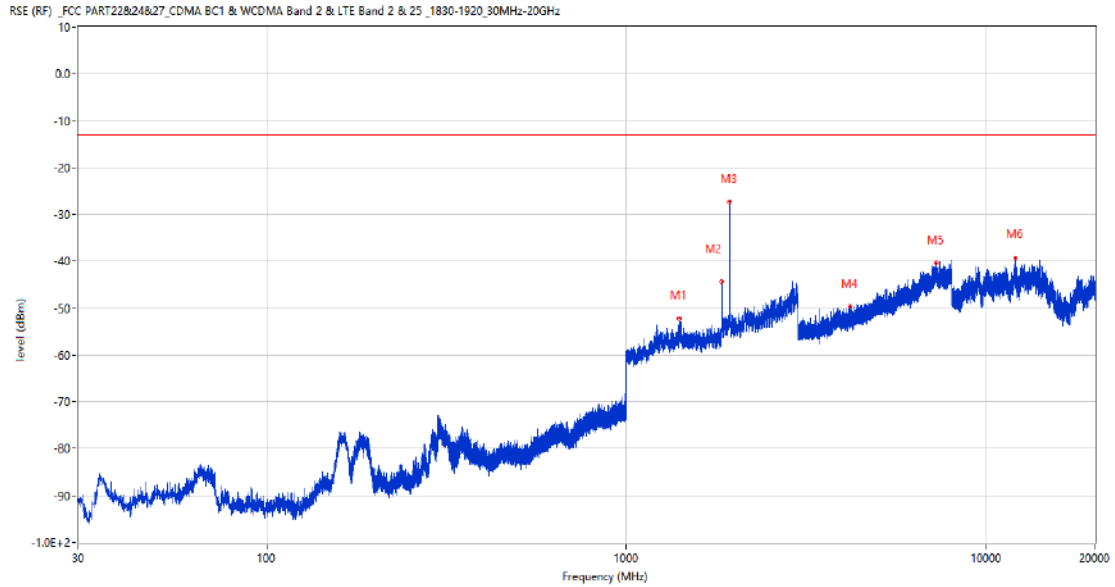
RSE (RF) _FCC PART22&24&27_GSM 1900_1830-1920_30MHz-20GHz



Frequency (MHz)	Result (dBm)	Factor (dB)	PK Limit (dBm)	Margin (dB)	Table (o)	ANT	EUT	Verdict
31.794	-78.35	-22.97	-13.0	65.35	96.00	Vertical	Horizontal	Pass
1331.900	-51.60	0.59	-13.0	38.60	109.00	Vertical	Horizontal	Pass
1910.900	-44.03	3.11	-13.0	31.03	172.00	Vertical	Horizontal	N/A
2965.200	-43.27	11.56	-13.0	30.27	66.00	Vertical	Horizontal	Pass
7983.000	-35.92	18.17	-13.0	22.92	0.00	Vertical	Horizontal	Pass
13548.588	-31.16	25.18	-13.0	18.16	229.00	Vertical	Horizontal	Pass

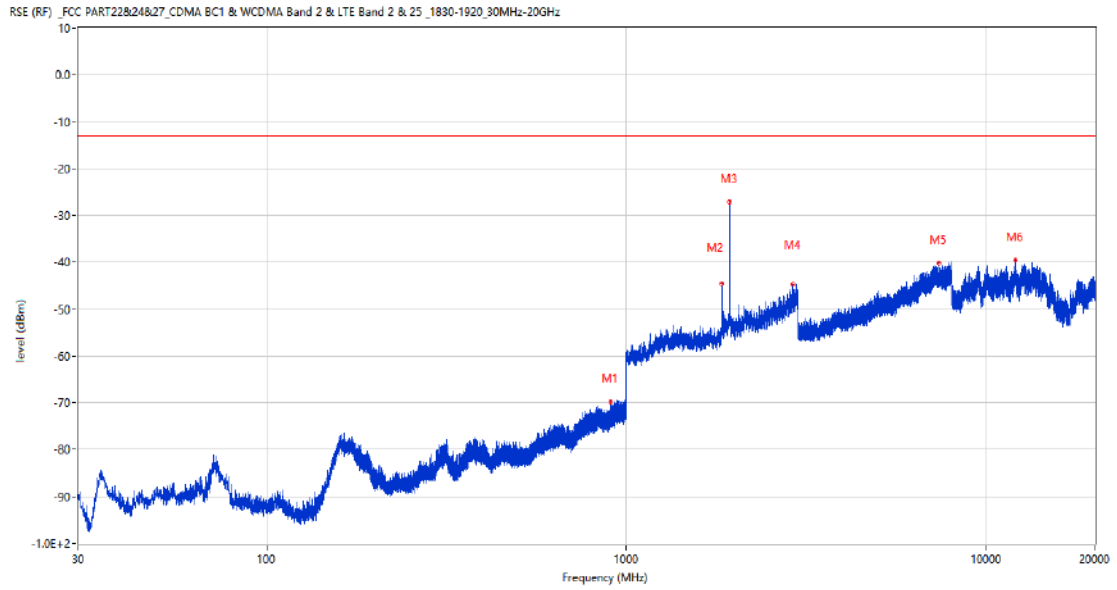
WCDMA
 5 WCDMA Band 2
 5.1 WCDMA Band 2 Low Channel

RSE-H&H WCDMA Band 2 CH9262



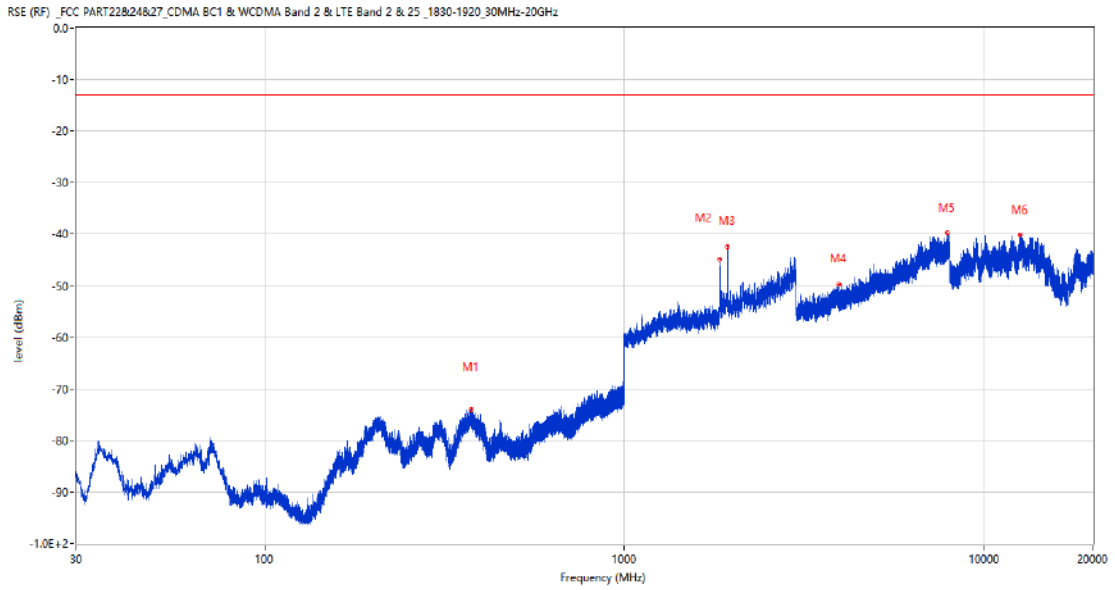
Frequency (MHz)	Result (dBm)	Factor (dB)	PK Limit (dBm)	Margin (dB)	Table (o)	ANT	EUT	Verdict
1402.900	-52.23	-1.67	-13.0	39.23	2.00	Horizontal	Horizontal	Pass
1841.900	-44.22	1.08	-13.0	31.22	49.00	Horizontal	Horizontal	Pass
1932.000	-27.35	1.72	-13.0	14.35	261.00	Horizontal	Horizontal	N/A
4184.750	-49.62	7.36	-13.0	36.62	173.00	Horizontal	Horizontal	Pass
7251.000	-40.34	14.62	-13.0	27.34	360.00	Horizontal	Horizontal	Pass
12000.925	-39.22	13.99	-13.0	26.22	43.00	Horizontal	Horizontal	Pass

RSE-H&V WCDMA Band 2 CH9262



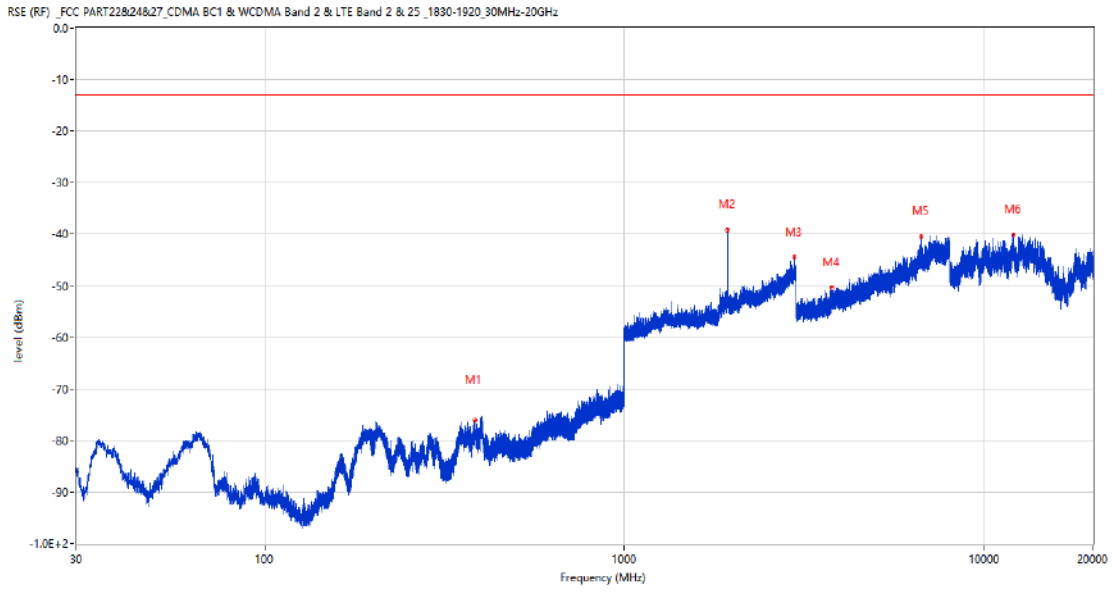
Frequency (MHz)	Result (dBm)	Factor (dB)	PK Limit (dBm)	Margin (dB)	Table (o)	ANT	EUT	Verdict
903.582	-69.72	-0.15	-13.0	56.72	334.00	Horizontal	Vertical	Pass
1841.600	-44.41	1.08	-13.0	31.41	176.00	Horizontal	Vertical	Pass
1932.300	-27.03	1.84	-13.0	14.03	245.00	Horizontal	Vertical	N/A
2889.000	-44.62	10.12	-13.0	31.62	359.00	Horizontal	Vertical	Pass
7368.500	-40.21	14.08	-13.0	27.21	2.00	Horizontal	Vertical	Pass
11994.037	-39.60	14.01	-13.0	26.60	360.00	Horizontal	Vertical	Pass

RSE-V&V WCDMA Band 2 CH9262



Frequency (MHz)	Result (dBm)	Factor (dB)	PK Limit (dBm)	Margin (dB)	Table (o)	ANT	EUT	Verdict
375.272	-73.97	-10.79	-13.0	60.97	98.00	Vertical	Vertical	Pass
1841.500	-44.74	1.08	-13.0	31.74	19.00	Vertical	Vertical	Pass
1932.800	-42.38	1.75	-13.0	29.38	95.00	Vertical	Vertical	N/A
3928.500	-49.72	6.40	-13.0	36.72	248.00	Vertical	Vertical	Pass
7876.750	-39.81	14.80	-13.0	26.81	360.00	Vertical	Vertical	Pass
12545.275	-40.20	13.61	-13.0	27.20	203.00	Vertical	Vertical	Pass

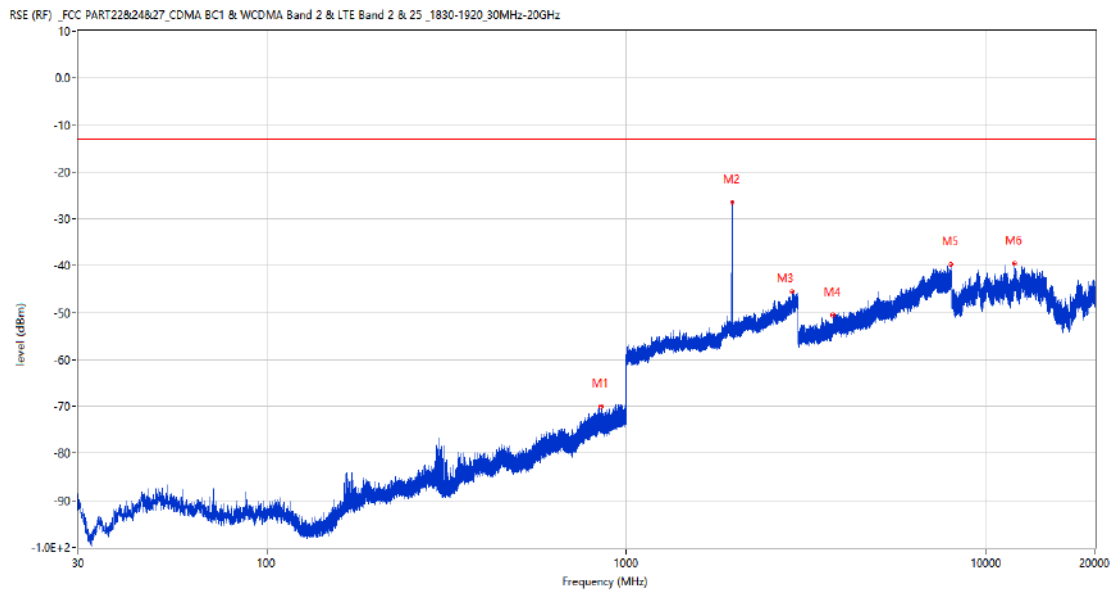
RSE-V&H WCDMA Band 2 CH9262



Frequency (MHz)	Result (dBm)	Factor (dB)	PK Limit (dBm)	Margin (dB)	Table (o)	ANT	EUT	Verdict
384.583	-76.09	-10.29	-13.0	63.09	0.00	Vertical	Horizontal	Pass
1932.700	-39.11	1.77	-13.0	26.11	193.00	Vertical	Horizontal	N/A
2966.600	-44.50	10.26	-13.0	31.50	360.00	Vertical	Horizontal	Pass
3752.000	-50.37	5.89	-13.0	37.37	174.00	Vertical	Horizontal	Pass
6679.250	-40.49	12.20	-13.0	27.49	1.00	Vertical	Horizontal	Pass
11998.788	-40.03	14.01	-13.0	27.03	360.00	Vertical	Horizontal	Pass

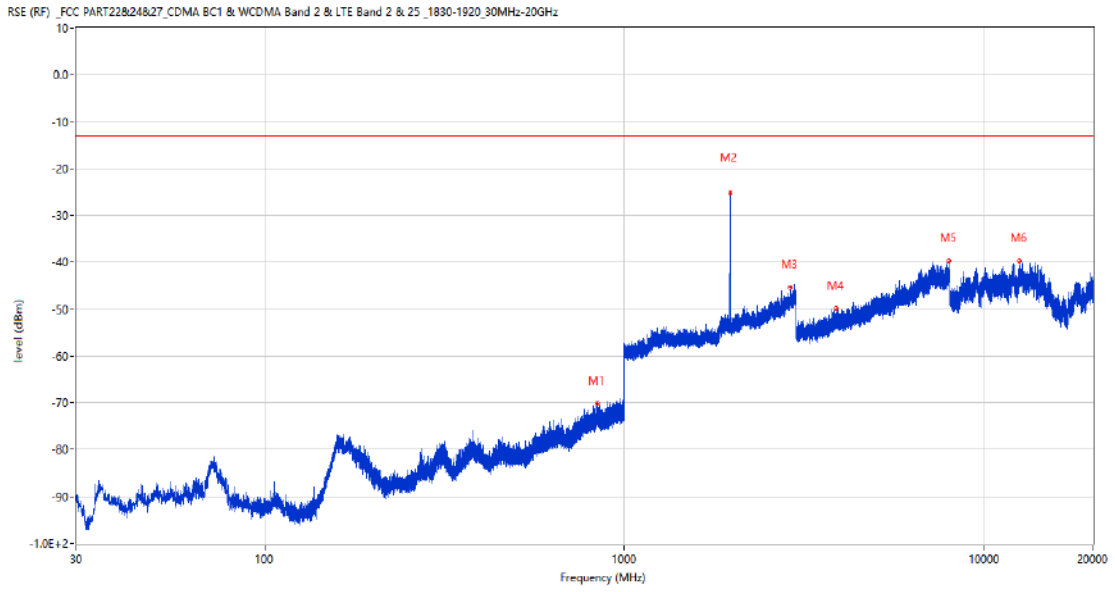
5.2 WCDMA Band 2 Middle Channel

RSE-H&H WCDMA Band 2 CH9400



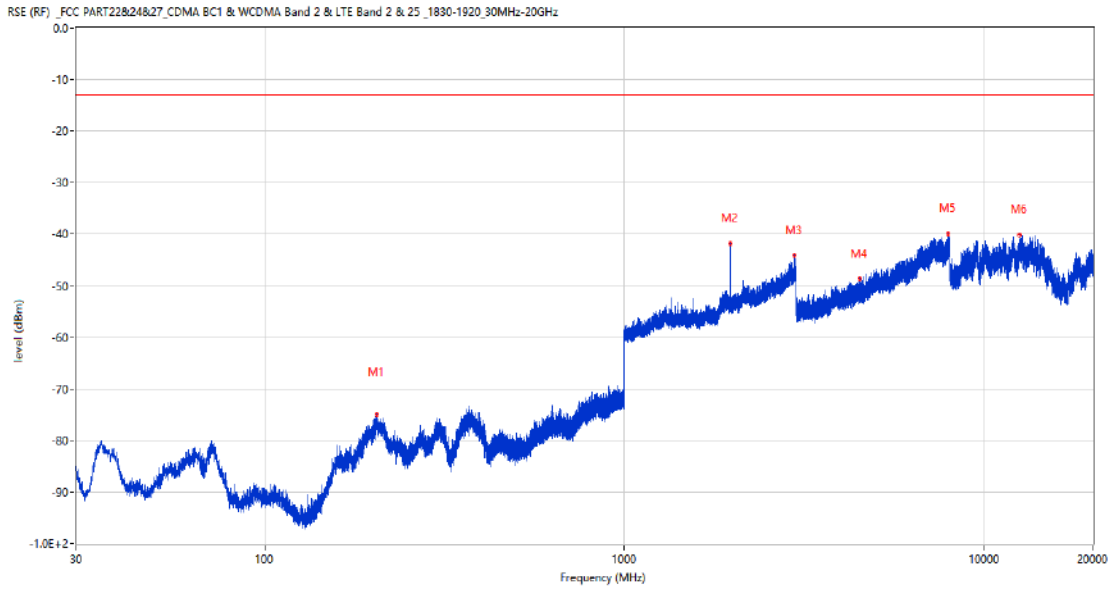
Frequency (MHz)	Result (dBm)	Factor (dB)	PK Limit (dBm)	Margin (dB)	Table (o)	ANT	EUT	Verdict
847.322	-70.01	-0.41	-13.0	57.01	25.00	Horizontal	Horizontal	Pass
1960.200	-26.49	1.42	-13.0	13.49	242.00	Horizontal	Horizontal	N/A
2887.000	-45.55	9.89	-13.0	32.55	48.00	Horizontal	Horizontal	Pass
3740.500	-50.40	5.24	-13.0	37.40	15.00	Horizontal	Horizontal	Pass
7949.750	-39.79	15.12	-13.0	26.79	185.00	Horizontal	Horizontal	Pass
11922.787	-39.58	13.81	-13.0	26.58	49.00	Horizontal	Horizontal	Pass

RSE-H&V WCDMA Band 2 CH9400



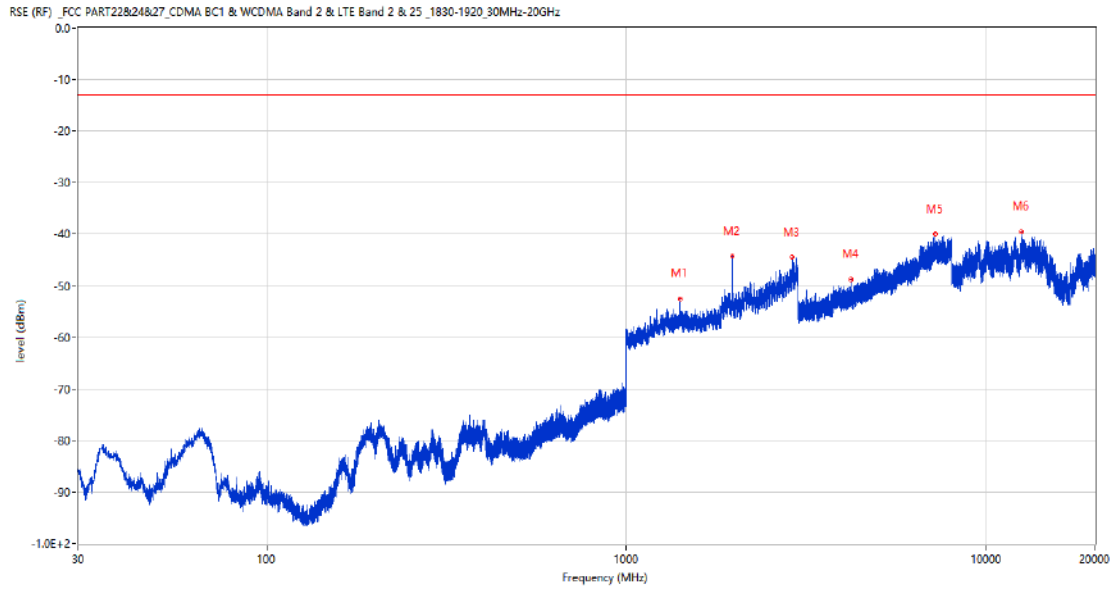
Frequency (MHz)	Result (dBm)	Factor (dB)	PK Limit (dBm)	Margin (dB)	Table (o)	ANT	EUT	Verdict
839.998	-70.15	-0.14	-13.0	57.15	341.00	Horizontal	Vertical	Pass
1960.000	-25.23	1.48	-13.0	12.23	255.00	Horizontal	Vertical	N/A
2880.800	-45.39	8.76	-13.0	32.39	244.00	Horizontal	Vertical	Pass
3865.000	-49.92	7.00	-13.0	36.92	355.00	Horizontal	Vertical	Pass
7964.500	-39.76	15.10	-13.0	26.76	360.00	Horizontal	Vertical	Pass
12497.776	-39.76	14.59	-13.0	26.76	344.00	Horizontal	Vertical	Pass

RSE-V&V WCDMA Band 2 CH9400



Frequency (MHz)	Result (dBm)	Factor (dB)	PK Limit (dBm)	Margin (dB)	Table (o)	ANT	EUT	Verdict
204.842	-75.03	-15.53	-13.0	62.03	320.00	Vertical	Vertical	Pass
1960.800	-41.76	1.50	-13.0	28.76	177.00	Vertical	Vertical	N/A
2966.600	-44.08	10.26	-13.0	31.08	302.00	Vertical	Vertical	Pass
4482.000	-48.59	7.37	-13.0	35.59	1.00	Vertical	Vertical	Pass
7914.500	-39.83	14.62	-13.0	26.83	73.00	Vertical	Vertical	Pass
12508.937	-40.08	14.42	-13.0	27.08	45.00	Vertical	Vertical	Pass

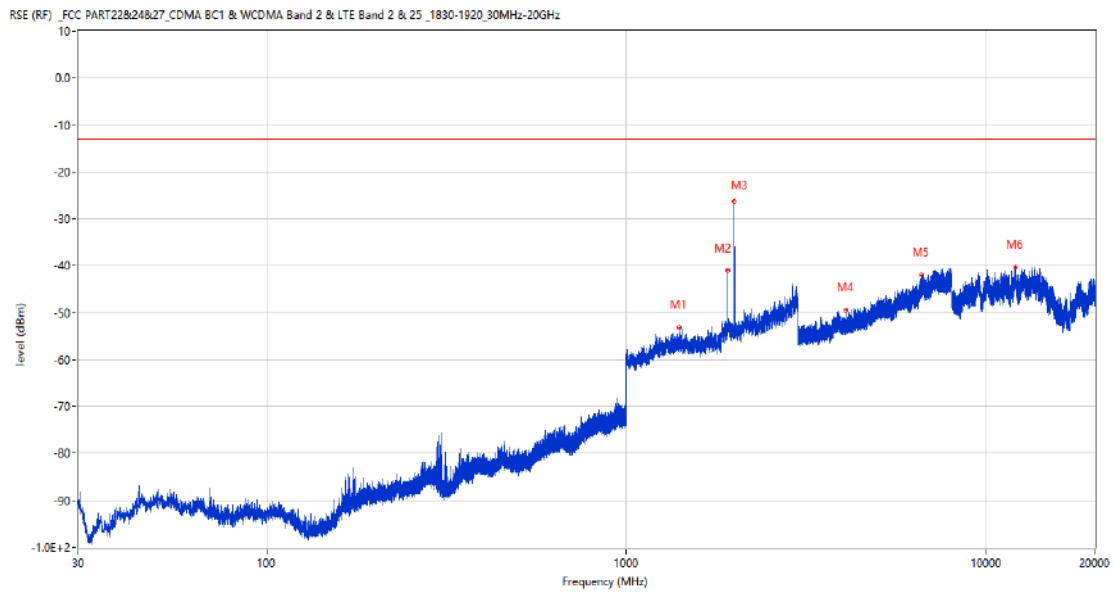
RSE-V&H WCDMA Band 2 CH9400



Frequency (MHz)	Result (dBm)	Factor (dB)	PK Limit (dBm)	Margin (dB)	Table (o)	ANT	EUT	Verdict
1406.100	-52.54	-1.59	-13.0	39.54	360.00	Vertical	Horizontal	Pass
1960.900	-44.28	1.52	-13.0	31.28	276.00	Vertical	Horizontal	N/A
2886.200	-44.52	9.65	-13.0	31.52	171.00	Vertical	Horizontal	Pass
4195.750	-48.86	7.09	-13.0	35.86	75.00	Vertical	Horizontal	Pass
7183.500	-39.97	14.12	-13.0	26.97	333.00	Vertical	Horizontal	Pass
12497.776	-39.54	14.59	-13.0	26.54	322.00	Vertical	Horizontal	Pass

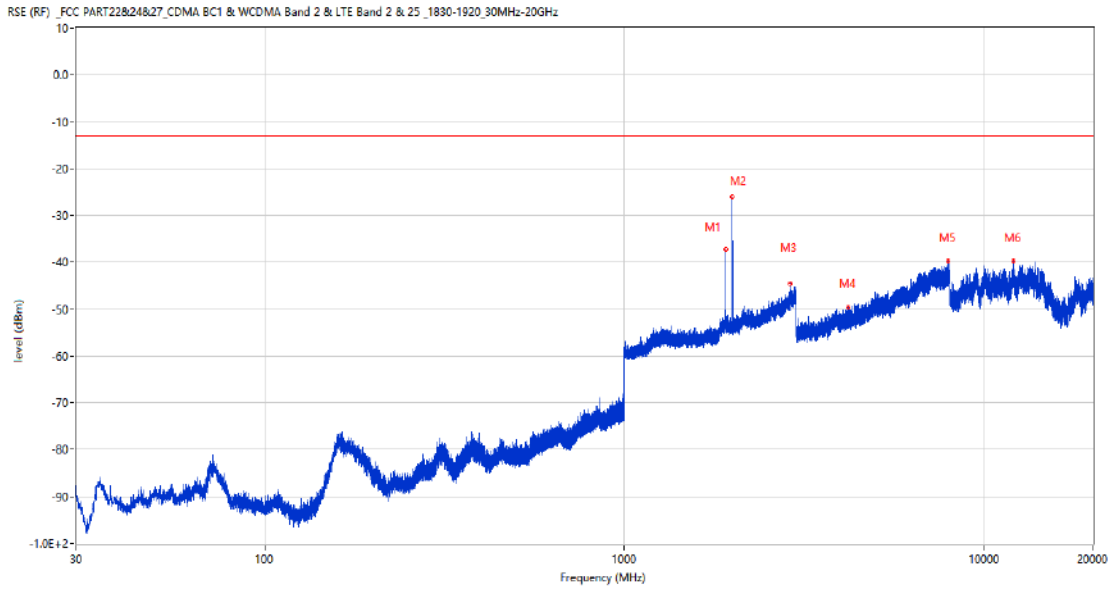
5.3 WCDMA Band 2 High Channel

RSE-H&H WCDMA Band 2 CH9538



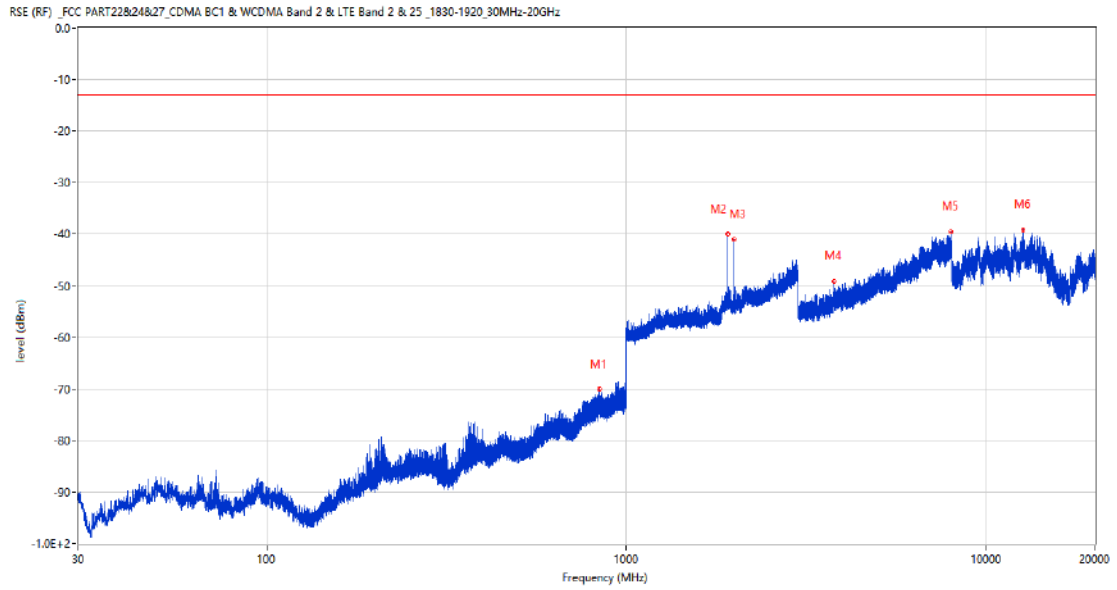
Frequency (MHz)	Result (dBm)	Factor (dB)	PK Limit (dBm)	Margin (dB)	Table (o)	ANT	EUT	Verdict
1402.400	-53.13	-1.75	-13.0	40.13	1.00	Horizontal	Horizontal	Pass
1907.200	-41.01	1.95	-13.0	28.01	61.00	Horizontal	Horizontal	N/A
1987.700	-26.31	0.90	-13.0	13.31	266.00	Horizontal	Horizontal	N/A
4053.500	-49.43	6.69	-13.0	36.43	12.00	Horizontal	Horizontal	Pass
6589.000	-42.02	12.80	-13.0	29.02	126.00	Horizontal	Horizontal	Pass
11999.263	-40.41	14.01	-13.0	27.41	215.00	Horizontal	Horizontal	Pass

RSE-H&V WCDMA Band 2 CH9538



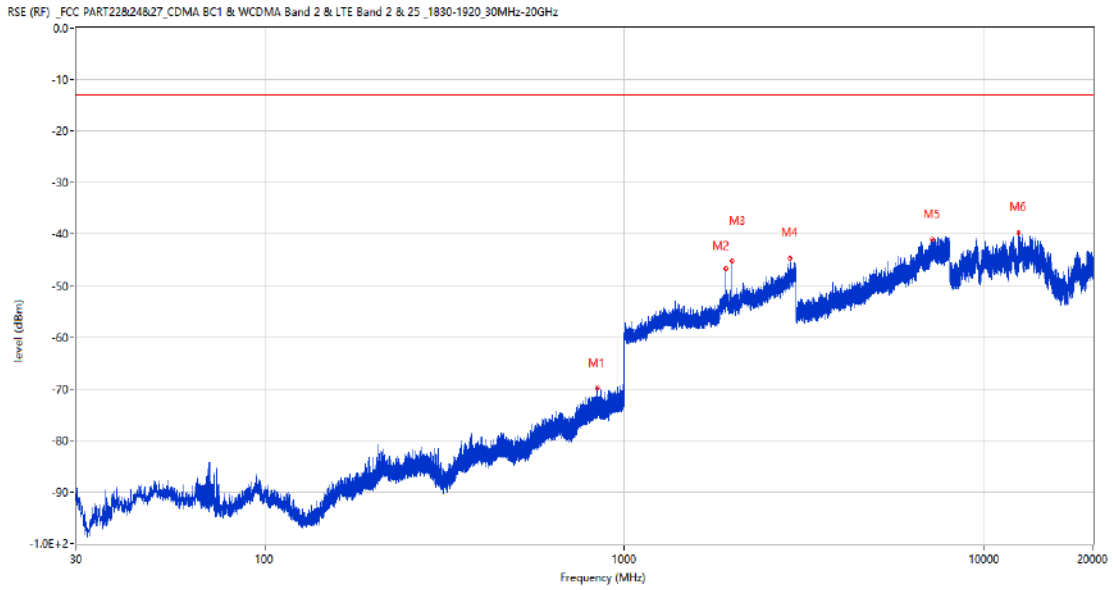
Frequency (MHz)	Result (dBm)	Factor (dB)	PK Limit (dBm)	Margin (dB)	Table (o)	ANT	EUT	Verdict
1987.300	-26.09	0.97	-13.0	13.09	254.00	Horizontal	Vertical	N/A
1907.400	-37.31	1.96	-13.0	24.31	360.00	Horizontal	Vertical	N/A
2884.900	-44.51	9.41	-13.0	31.51	97.00	Horizontal	Vertical	Pass
4172.250	-49.70	6.30	-13.0	36.70	164.00	Horizontal	Vertical	Pass
7931.750	-39.81	14.85	-13.0	26.81	331.00	Horizontal	Vertical	Pass
12006.388	-39.78	13.88	-13.0	26.78	237.00	Horizontal	Vertical	Pass

RSE-V&V WCDMA Band 2 CH9538



Frequency (MHz)	Result (dBm)	Factor (dB)	PK Limit (dBm)	Margin (dB)	Table (o)	ANT	EUT	Verdict
839.659	-70.11	-0.16	-13.0	57.11	322.00	Vertical	Vertical	Pass
1907.600	-40.00	1.96	-13.0	27.00	20.00	Vertical	Vertical	N/A
1987.100	-41.03	0.90	-13.0	28.03	88.00	Vertical	Vertical	N/A
3764.750	-49.08	7.02	-13.0	36.08	241.00	Vertical	Vertical	Pass
7955.500	-39.53	15.06	-13.0	26.53	360.00	Vertical	Vertical	Pass
12599.663	-39.12	13.99	-13.0	26.12	178.00	Vertical	Vertical	Pass

RSE-V&H WCDMA Band 2 CH9538

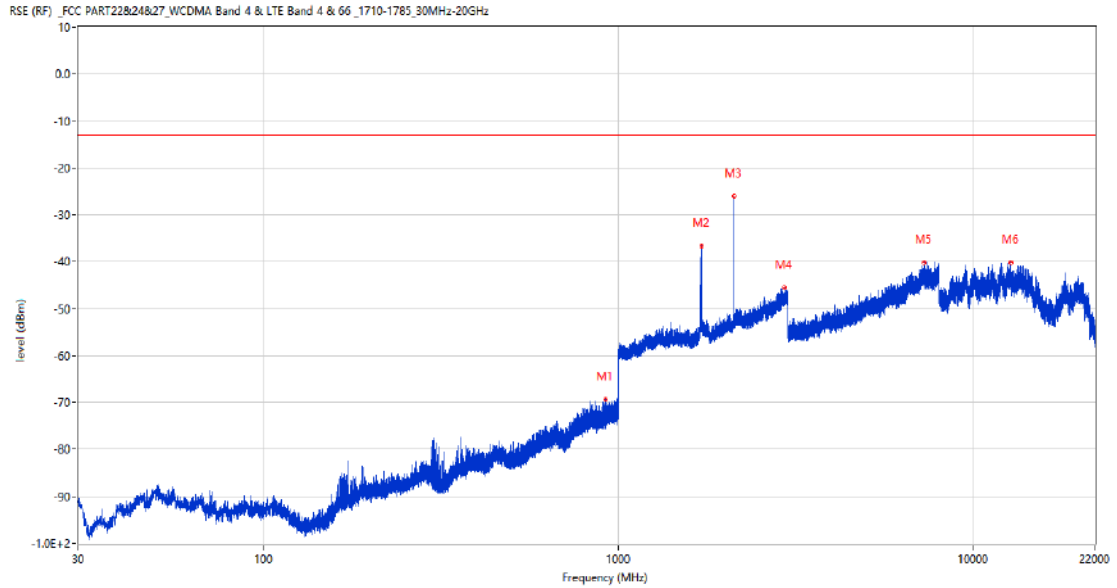


Frequency (MHz)	Result (dBm)	Factor (dB)	PK Limit (dBm)	Margin (dB)	Table (o)	ANT	EUT	Verdict
839.950	-69.83	-0.14	-13.0	56.83	360.00	Vertical	Horizontal	Pass
1907.000	-46.65	1.96	-13.0	33.65	360.00	Vertical	Horizontal	N/A
1987.200	-45.12	0.92	-13.0	32.12	360.00	Vertical	Horizontal	N/A
2886.000	-44.63	9.58	-13.0	31.63	360.00	Vertical	Horizontal	Pass
7164.000	-41.02	13.92	-13.0	28.02	279.00	Vertical	Horizontal	Pass
12427.713	-39.81	13.73	-13.0	26.81	240.00	Vertical	Horizontal	Pass

6 WCDMA Band 4

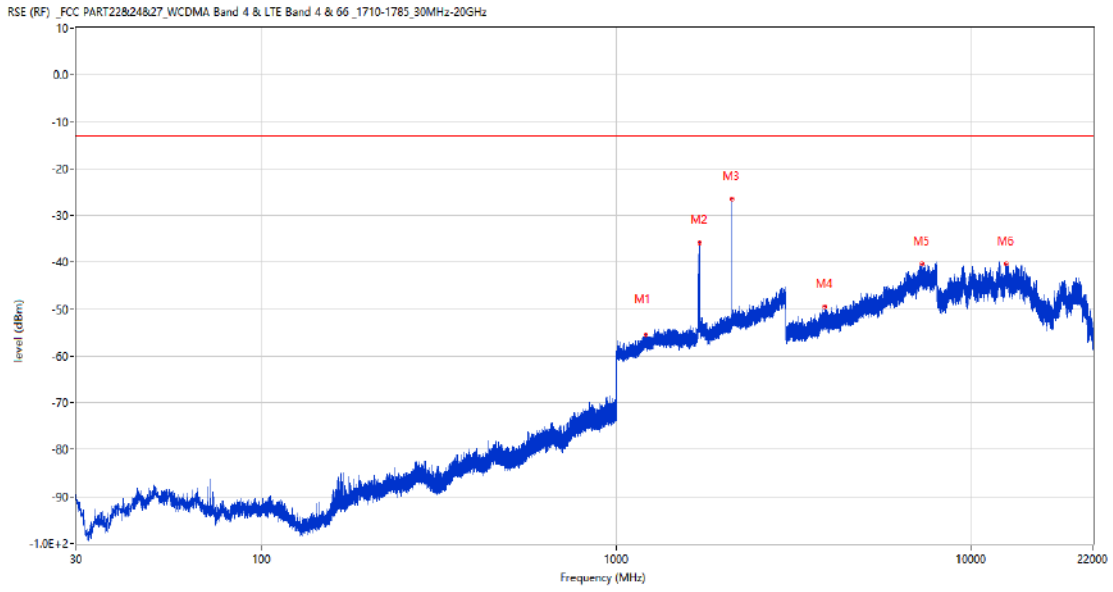
6.1 WCDMA Band 4 Low Channel

RSE-H&H WCDMA Band 4 CH1312



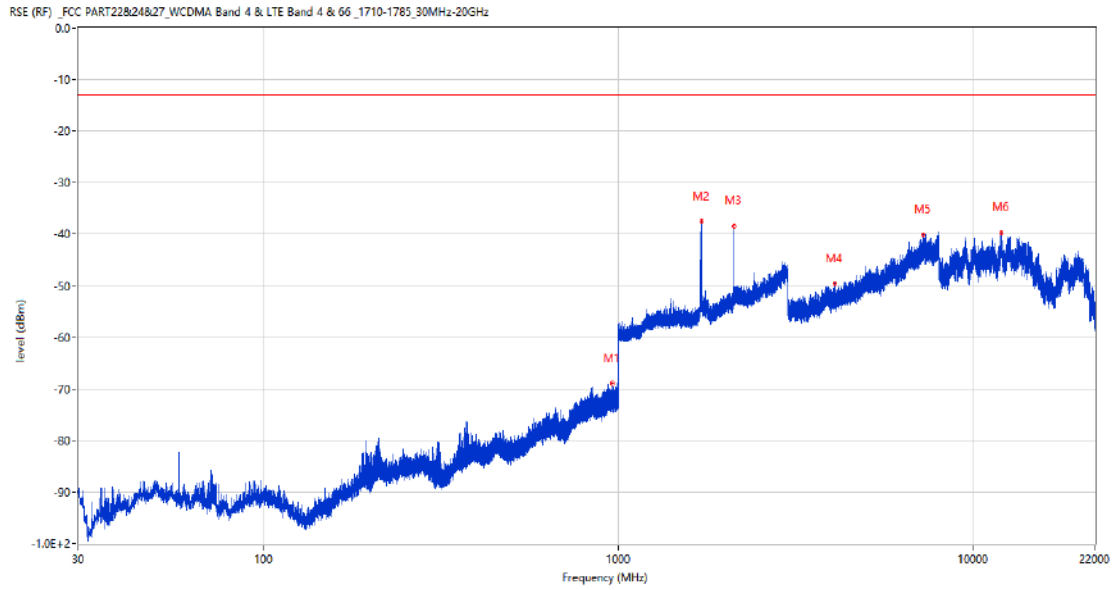
Frequency (MHz)	Result (dBm)	Factor (dB)	PK Limit (dBm)	Margin (dB)	Table (o)	ANT	EUT	Verdict
917.550	-69.38	0.09	-13.0	56.38	0.00	Horizontal	Horizontal	Pass
1712.200	-36.64	1.36	-13.0	23.64	138.00	Horizontal	Horizontal	N/A
2112.500	-25.97	2.93	-13.0	12.97	246.00	Horizontal	Horizontal	N/A
2920.200	-45.49	9.60	-13.0	32.49	311.00	Horizontal	Horizontal	Pass
7243.750	-40.13	14.48	-13.0	27.13	130.00	Horizontal	Horizontal	Pass
12731.475	-40.21	14.82	-13.0	27.21	0.00	Horizontal	Horizontal	Pass

RSE-H&V WCDMA Band 4 CH1312



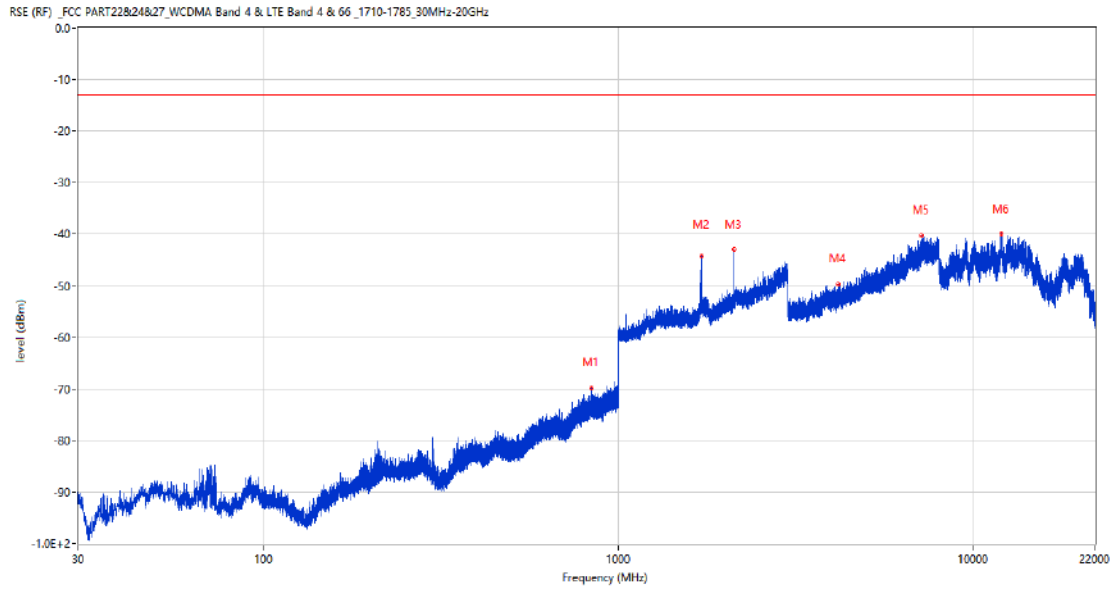
Frequency (MHz)	Result (dBm)	Factor (dB)	PK Limit (dBm)	Margin (dB)	Table (o)	ANT	EUT	Verdict
1211.700	-55.41	-1.93	-13.0	42.41	339.00	Horizontal	Vertical	Pass
1712.000	-35.77	1.37	-13.0	22.77	19.00	Horizontal	Vertical	N/A
2112.000	-26.51	2.80	-13.0	13.51	249.00	Horizontal	Vertical	N/A
3858.500	-49.43	7.18	-13.0	36.43	78.00	Horizontal	Vertical	Pass
7235.500	-40.41	14.39	-13.0	27.41	360.00	Horizontal	Vertical	Pass
12494.451	-40.35	14.54	-13.0	27.35	300.00	Horizontal	Vertical	Pass

RSE-V&V WCDMA Band 4 CH1312



Frequency (MHz)	Result (dBm)	Factor (dB)	PK Limit (dBm)	Margin (dB)	Table (o)	ANT	EUT	Verdict
960.618	-69.01	1.15	-13.0	56.01	229.00	Vertical	Vertical	Pass
1712.000	-37.56	1.37	-13.0	24.56	15.00	Vertical	Vertical	N/A
2112.100	-38.41	2.90	-13.0	25.41	138.00	Vertical	Vertical	N/A
4063.500	-49.62	6.71	-13.0	36.62	221.00	Vertical	Vertical	Pass
7205.000	-40.05	14.12	-13.0	27.05	152.00	Vertical	Vertical	Pass
11953.662	-39.65	14.04	-13.0	26.65	124.00	Vertical	Vertical	Pass

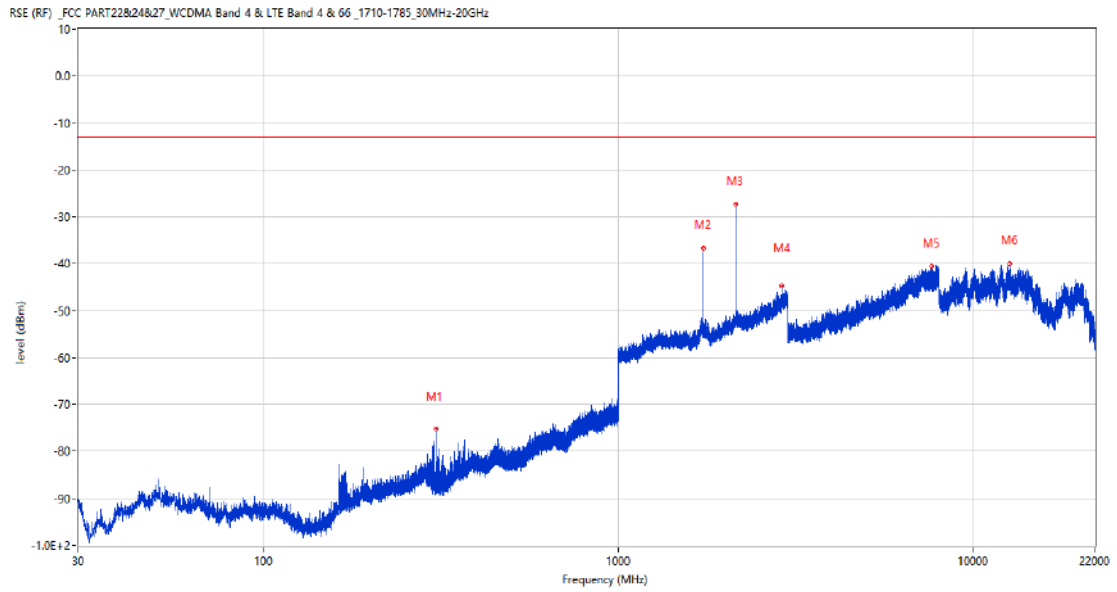
RSE-V&H WCDMA Band 4 CH1312



Frequency (MHz)	Result (dBm)	Factor (dB)	PK Limit (dBm)	Margin (dB)	Table (o)	ANT	EUT	Verdict
838.834	-69.84	-0.18	-13.0	56.84	128.00	Vertical	Horizontal	Pass
1712.800	-44.23	1.37	-13.0	31.23	1.00	Vertical	Horizontal	N/A
2112.400	-43.02	2.84	-13.0	30.02	330.00	Vertical	Horizontal	N/A
4154.000	-49.64	6.45	-13.0	36.64	36.00	Vertical	Horizontal	Pass
7142.250	-40.28	13.74	-13.0	27.28	0.00	Vertical	Horizontal	Pass
12002.588	-39.91	13.96	-13.0	26.91	360.00	Vertical	Horizontal	Pass

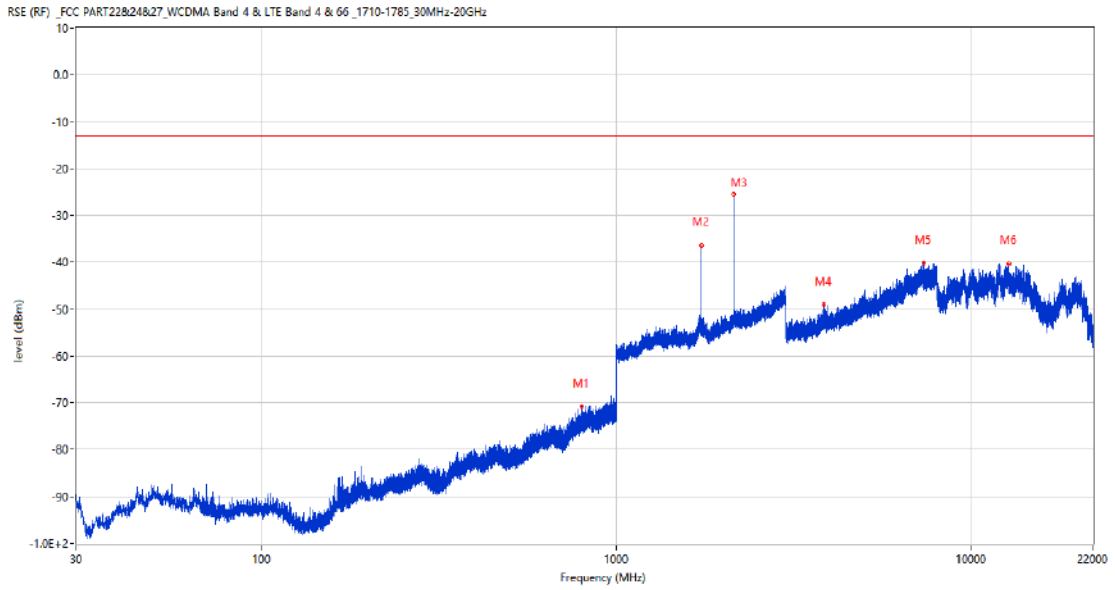
6.2 WCDMA Band 4 Middle Channel

RSE-H&H WCDMA Band 4 CH1412



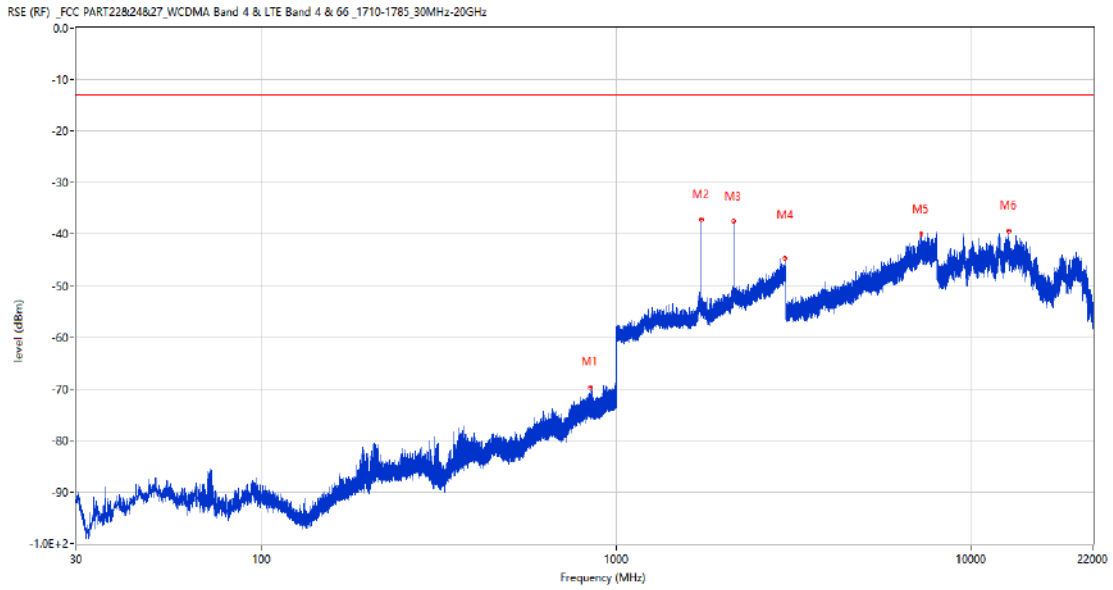
Frequency (MHz)	Result (dBm)	Factor (dB)	PK Limit (dBm)	Margin (dB)	Table (o)	ANT	EUT	Verdict
304.946	-75.21	-14.86	-13.0	62.21	114.00	Horizontal	Horizontal	Pass
1732.200	-36.55	1.09	-13.0	23.55	61.00	Horizontal	Horizontal	N/A
2132.300	-27.23	3.09	-13.0	14.23	256.00	Horizontal	Horizontal	N/A
2875.700	-44.73	8.92	-13.0	31.73	50.00	Horizontal	Horizontal	Pass
7616.000	-40.62	13.29	-13.0	27.62	188.00	Horizontal	Horizontal	Pass
12698.937	-39.88	14.85	-13.0	26.88	279.00	Horizontal	Horizontal	Pass

RSE-H&V WCDMA Band 4 CH1412



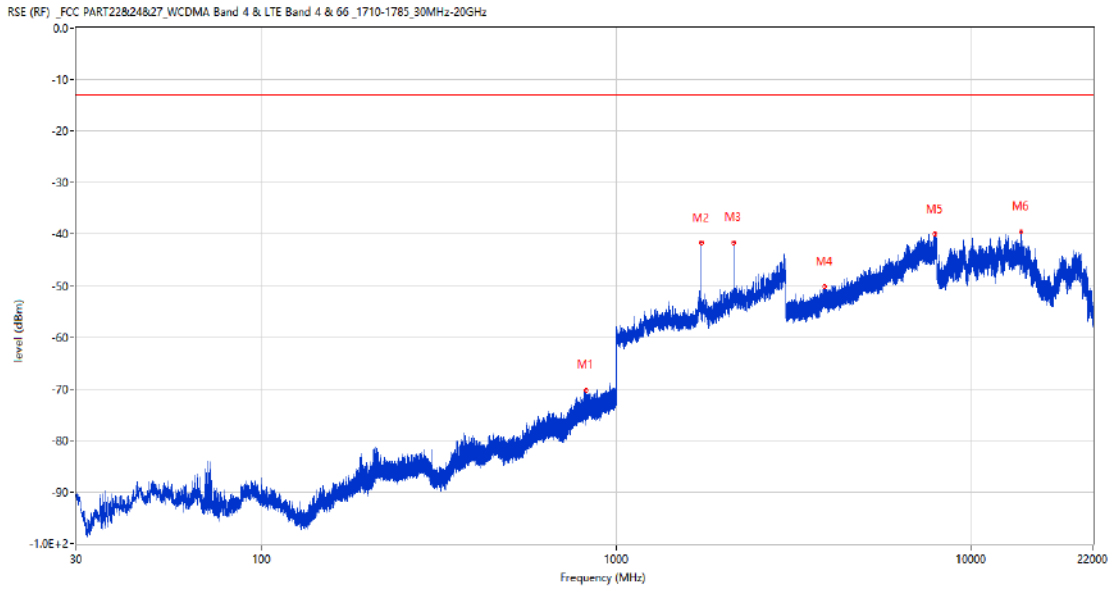
Frequency (MHz)	Result (dBm)	Factor (dB)	PK Limit (dBm)	Margin (dB)	Table (o)	ANT	EUT	Verdict
798.385	-70.77	-1.39	-13.0	57.77	194.00	Horizontal	Vertical	Pass
1732.000	-36.30	1.09	-13.0	23.30	3.00	Horizontal	Vertical	N/A
2132.600	-25.39	3.10	-13.0	12.39	244.00	Horizontal	Vertical	N/A
3842.500	-49.06	6.72	-13.0	36.06	1.00	Horizontal	Vertical	Pass
7352.500	-40.15	14.70	-13.0	27.15	51.00	Horizontal	Vertical	Pass
12726.725	-40.26	14.83	-13.0	27.26	93.00	Horizontal	Vertical	Pass

RSE-V&V WCDMA Band 4 CH1412



Frequency (MHz)	Result (dBm)	Factor (dB)	PK Limit (dBm)	Margin (dB)	Table (o)	ANT	EUT	Verdict
841.841	-69.66	-0.18	-13.0	56.66	243.00	Vertical	Vertical	Pass
1732.000	-37.12	1.09	-13.0	24.12	20.00	Vertical	Vertical	N/A
2132.000	-37.53	3.09	-13.0	24.53	148.00	Vertical	Vertical	N/A
2978.100	-44.55	9.46	-13.0	31.55	1.00	Vertical	Vertical	Pass
7221.250	-39.95	13.89	-13.0	26.95	275.00	Vertical	Vertical	Pass
12702.500	-39.27	14.87	-13.0	26.27	12.00	Vertical	Vertical	Pass

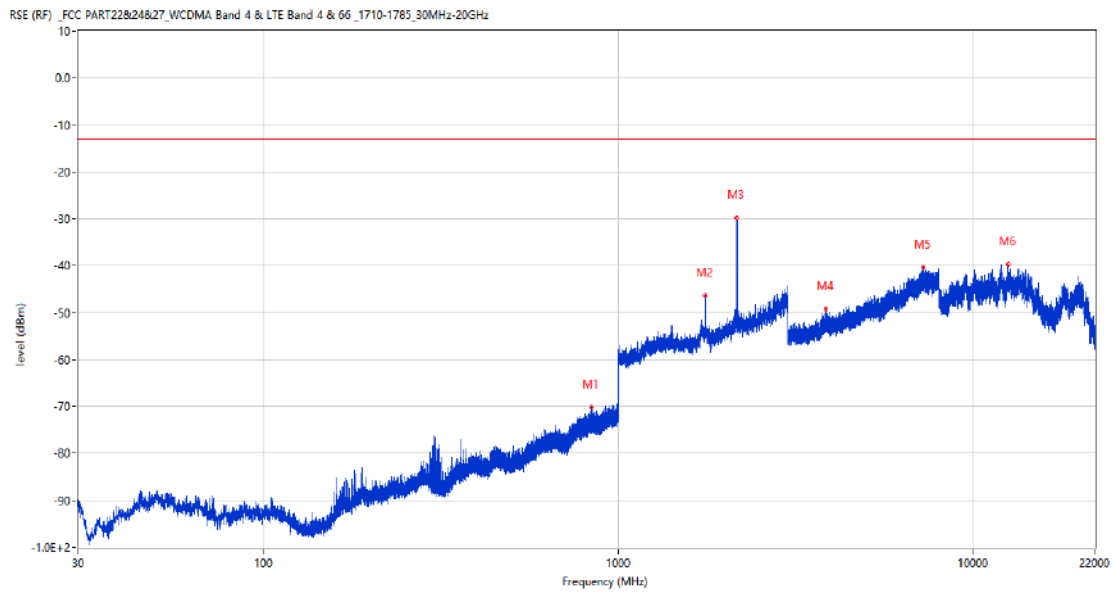
RSE-V&H WCDMA Band 4 CH1412



Frequency (MHz)	Result (dBm)	Factor (dB)	PK Limit (dBm)	Margin (dB)	Table (o)	ANT	EUT	Verdict
820.793	-70.22	-1.09	-13.0	57.22	81.00	Vertical	Horizontal	Pass
1731.900	-41.69	1.10	-13.0	28.69	340.00	Vertical	Horizontal	N/A
2132.100	-41.57	3.19	-13.0	28.57	360.00	Vertical	Horizontal	N/A
3856.750	-50.15	7.20	-13.0	37.15	62.00	Vertical	Horizontal	Pass
7901.000	-40.00	14.57	-13.0	27.00	280.00	Vertical	Horizontal	Pass
13813.750	-39.53	16.86	-13.0	26.53	128.00	Vertical	Horizontal	Pass

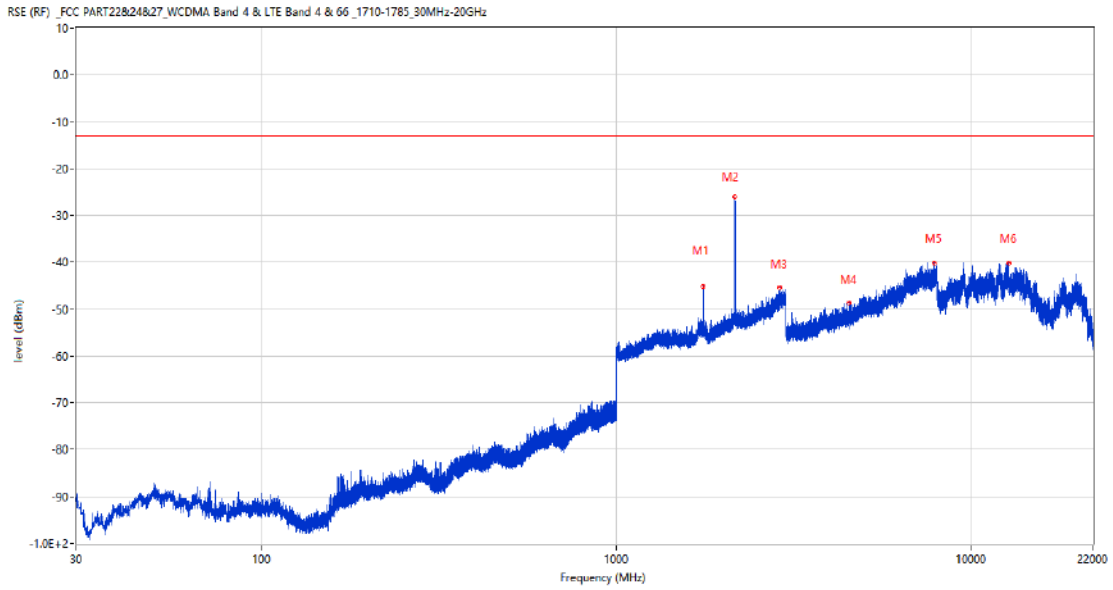
6.3 WCDMA Band 4 High Channel

RSE-H&H WCDMA Band 4 CH1513



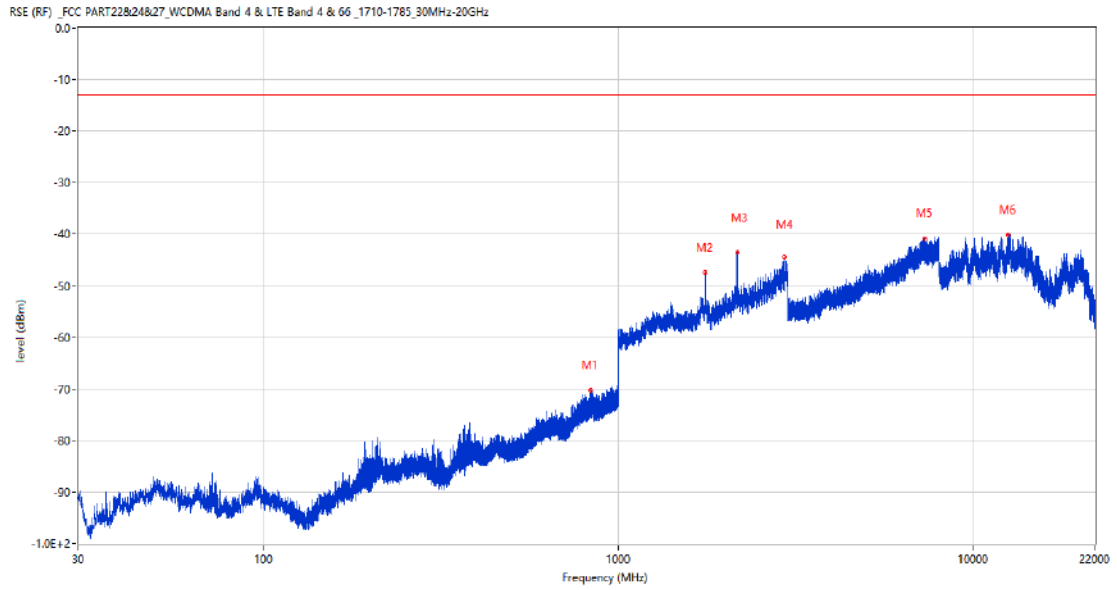
Frequency (MHz)	Result (dBm)	Factor (dB)	PK Limit (dBm)	Margin (dB)	Table (o)	ANT	EUT	Verdict
840.047	-70.12	-0.13	-13.0	57.12	123.00	Horizontal	Horizontal	Pass
1753.500	-46.38	0.82	-13.0	33.38	135.00	Horizontal	Horizontal	N/A
2152.800	-29.72	3.01	-13.0	16.72	242.00	Horizontal	Horizontal	N/A
3843.500	-49.29	6.86	-13.0	36.29	1.00	Horizontal	Horizontal	Pass
7209.000	-40.34	14.03	-13.0	27.34	350.00	Horizontal	Horizontal	Pass
12495.875	-39.70	14.56	-13.0	26.70	249.00	Horizontal	Horizontal	Pass

RSE-H&V WCDMA Band 4 CH1513



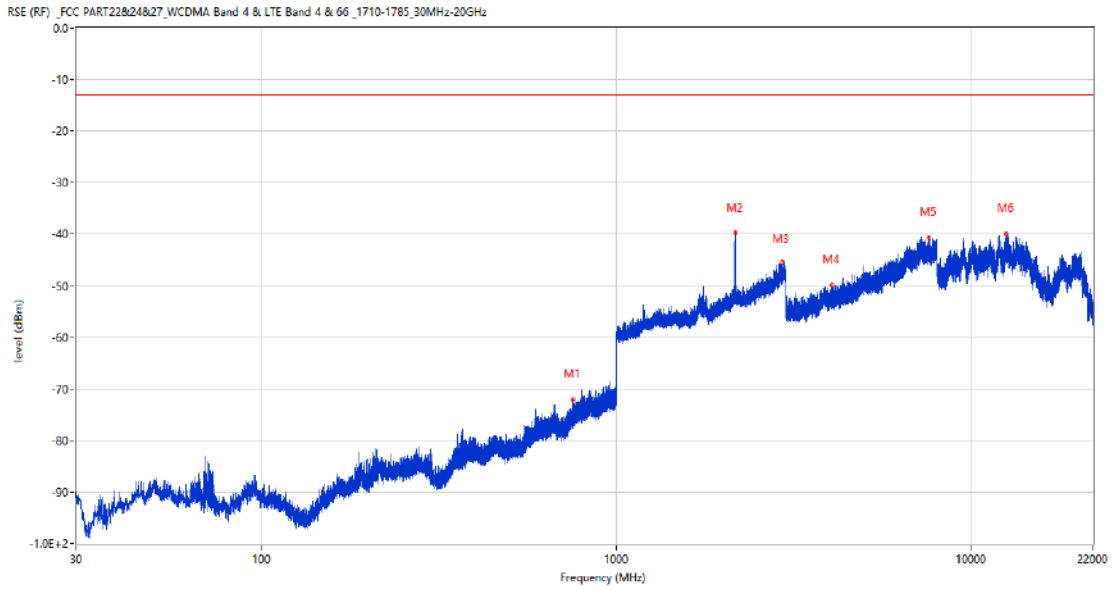
Frequency (MHz)	Result (dBm)	Factor (dB)	PK Limit (dBm)	Margin (dB)	Table (o)	ANT	EUT	Verdict
1753.100	-45.11	0.83	-13.0	32.11	1.00	Horizontal	Vertical	N/A
2152.300	-25.98	2.88	-13.0	12.98	251.00	Horizontal	Vertical	N/A
2883.200	-45.37	8.94	-13.0	32.37	1.00	Horizontal	Vertical	Pass
4513.500	-48.58	7.85	-13.0	35.58	24.00	Horizontal	Vertical	Pass
7830.000	-40.06	14.97	-13.0	27.06	105.00	Horizontal	Vertical	Pass
12718.888	-40.03	14.84	-13.0	27.03	202.00	Horizontal	Vertical	Pass

RSE-V&V WCDMA Band 4 CH1513



Frequency (MHz)	Result (dBm)	Factor (dB)	PK Limit (dBm)	Margin (dB)	Table (o)	ANT	EUT	Verdict
831.463	-70.27	-0.55	-13.0	57.27	239.00	Vertical	Vertical	Pass
1753.800	-47.54	0.82	-13.0	34.54	360.00	Vertical	Vertical	N/A
2153.200	-43.46	3.09	-13.0	30.46	360.00	Vertical	Vertical	N/A
2920.600	-44.46	9.64	-13.0	31.46	108.00	Vertical	Vertical	Pass
7278.250	-40.80	14.41	-13.0	27.80	189.00	Vertical	Vertical	Pass
12495.875	-40.12	14.56	-13.0	27.12	205.00	Vertical	Vertical	Pass

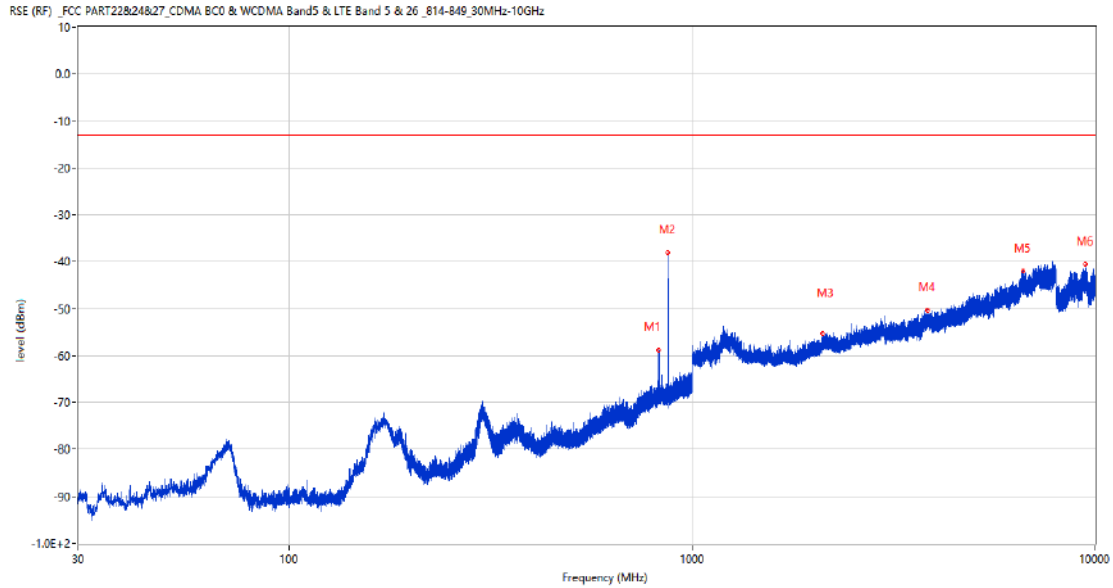
RSE-V&H WCDMA Band 4 CH1513



Frequency (MHz)	Result (dBm)	Factor (dB)	PK Limit (dBm)	Margin (dB)	Table (o)	ANT	EUT	Verdict
754.153	-72.09	-2.81	-13.0	59.09	360.00	Vertical	Horizontal	Pass
2152.300	-39.82	3.00	-13.0	26.82	360.00	Vertical	Horizontal	N/A
2919.100	-45.40	9.65	-13.0	32.40	256.00	Vertical	Horizontal	Pass
4027.750	-49.89	6.79	-13.0	36.89	322.00	Vertical	Horizontal	Pass
7594.750	-40.61	13.76	-13.0	27.61	253.00	Vertical	Horizontal	Pass
12512.500	-39.86	14.34	-13.0	26.86	299.00	Vertical	Horizontal	Pass

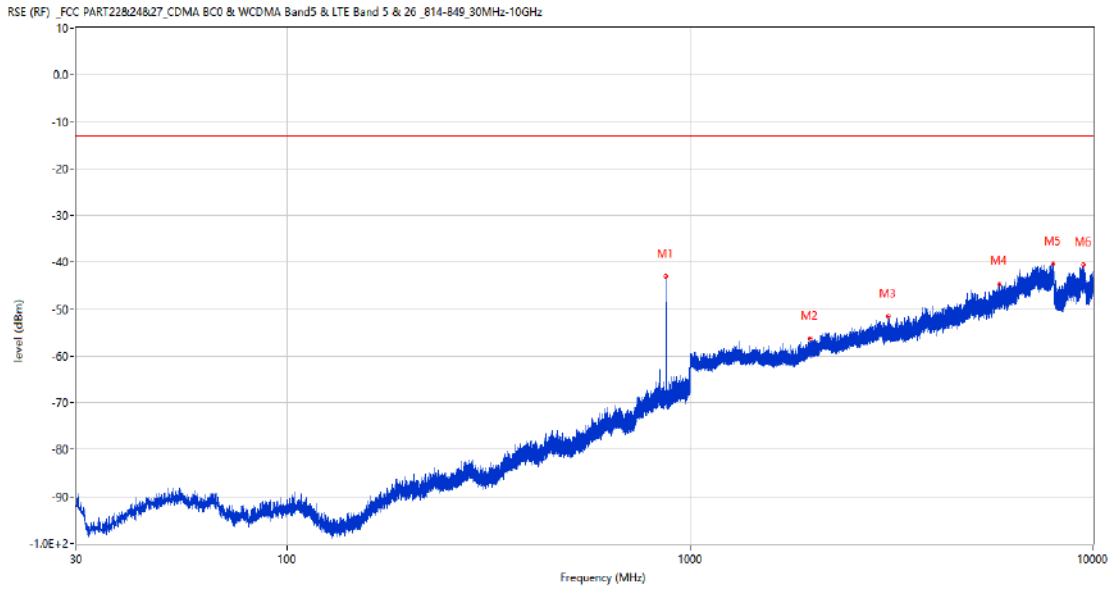
7 WCDMA Band 5
7.1 WCDMA Band 5 Low Channel

RSE-H&H WCDMA Band 5 CH4132



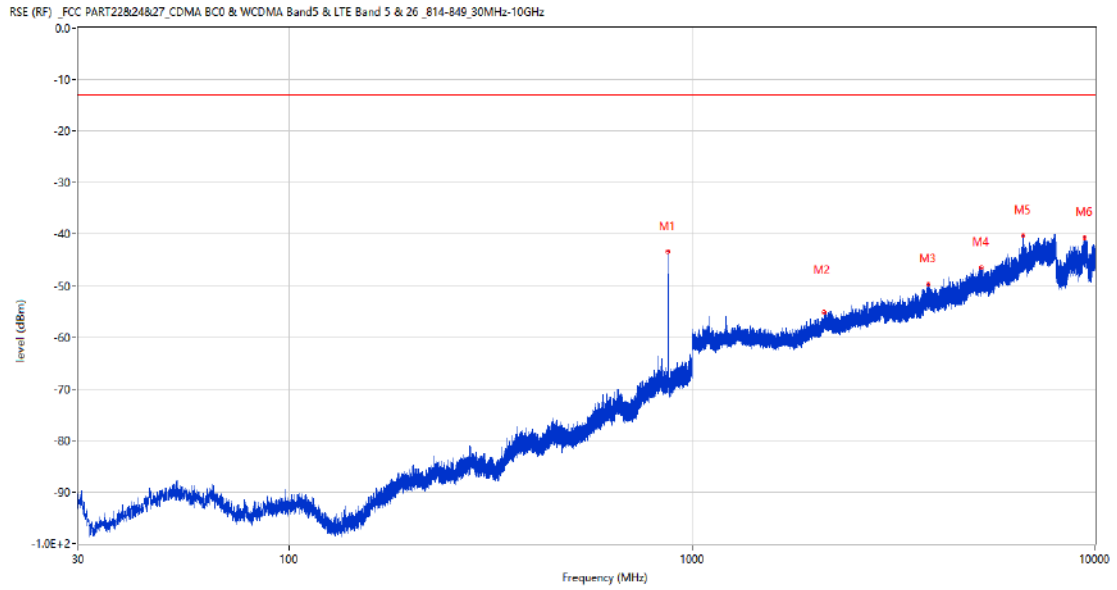
Frequency (MHz)	Result (dBm)	Factor (dB)	PK Limit (dBm)	Margin (dB)	Table (o)	ANT	EUT	Verdict
825.836	-58.81	4.48	-13.0	45.81	225.00	Horizontal	Horizontal	N/A
872.833	-38.11	4.15	-13.0	25.11	249.00	Horizontal	Horizontal	N/A
2103.300	-55.25	-2.45	-13.0	42.25	225.00	Horizontal	Horizontal	Pass
3837.500	-50.32	6.39	-13.0	37.32	340.00	Horizontal	Horizontal	Pass
6614.250	-41.96	12.67	-13.0	28.96	190.00	Horizontal	Horizontal	Pass
9463.200	-40.62	13.50	-13.0	27.62	312.00	Horizontal	Horizontal	Pass

RSE-H&V WCDMA Band 5 CH4132



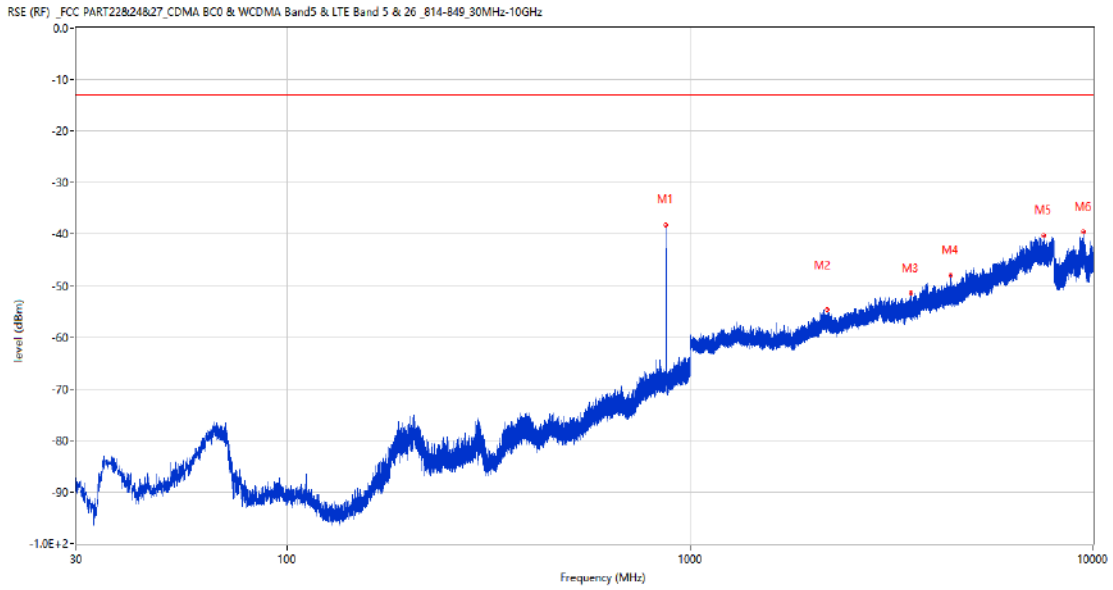
Frequency (MHz)	Result (dBm)	Factor (dB)	PK Limit (dBm)	Margin (dB)	Table (o)	ANT	EUT	Verdict
872.009	-43.07	4.30	-13.0	30.07	247.00	Horizontal	Vertical	N/A
1989.200	-56.25	-3.99	-13.0	43.25	261.00	Horizontal	Vertical	Pass
3094.250	-51.51	4.27	-13.0	38.51	341.00	Horizontal	Vertical	Pass
5846.000	-44.60	10.58	-13.0	31.60	223.00	Horizontal	Vertical	Pass
7964.250	-40.32	15.11	-13.0	27.32	93.00	Horizontal	Vertical	Pass
9491.000	-40.64	12.91	-13.0	27.64	330.00	Horizontal	Vertical	Pass

RSE-V&V WCDMA Band 5 CH4132



Frequency (MHz)	Result (dBm)	Factor (dB)	PK Limit (dBm)	Margin (dB)	Table (o)	ANT	EUT	Verdict
871.281	-43.35	4.35	-13.0	30.35	158.00	Vertical	Vertical	N/A
2127.200	-55.26	-2.04	-13.0	42.26	118.00	Vertical	Vertical	Pass
3853.500	-49.63	7.32	-13.0	36.63	277.00	Vertical	Vertical	Pass
5214.000	-46.48	8.56	-13.0	33.48	277.00	Vertical	Vertical	Pass
6639.250	-40.28	13.07	-13.0	27.28	277.00	Vertical	Vertical	Pass
9428.200	-40.61	13.60	-13.0	27.61	13.00	Vertical	Vertical	Pass

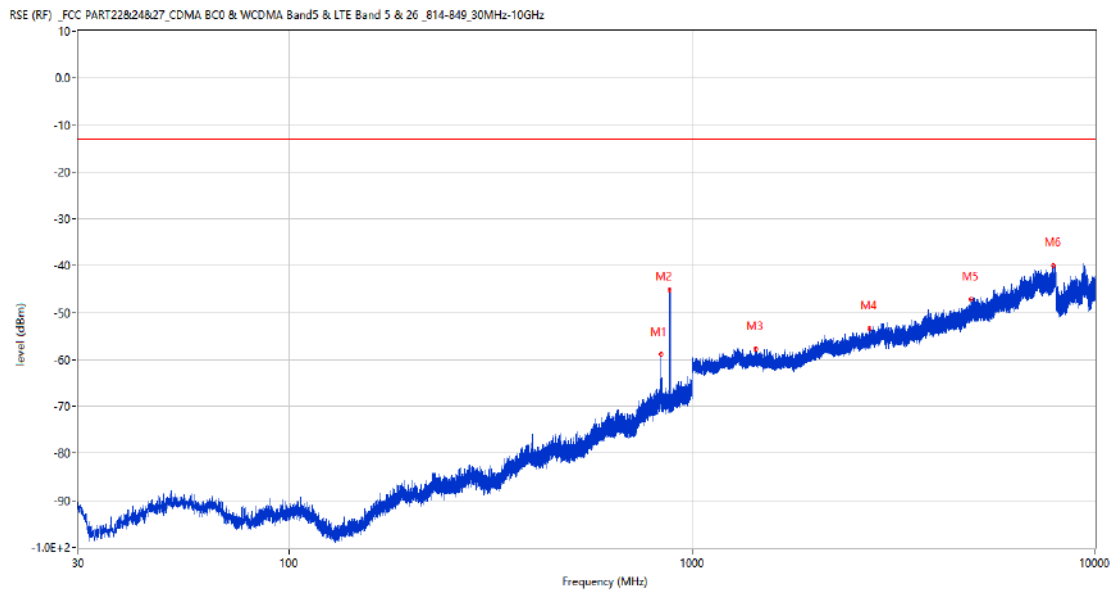
RSE-V&H WCDMA Band 5 CH4132



Frequency (MHz)	Result (dBm)	Factor (dB)	PK Limit (dBm)	Margin (dB)	Table (o)	ANT	EUT	Verdict
871.184	-38.17	4.34	-13.0	25.17	157.00	Vertical	Horizontal	N/A
2195.300	-54.57	-2.03	-13.0	41.57	1.00	Vertical	Horizontal	Pass
3528.250	-51.43	5.06	-13.0	38.43	203.00	Vertical	Horizontal	Pass
4439.000	-47.98	7.31	-13.0	34.98	20.00	Vertical	Horizontal	Pass
7538.750	-40.25	13.30	-13.0	27.25	66.00	Vertical	Horizontal	Pass
9458.500	-39.60	13.60	-13.0	26.60	233.00	Vertical	Horizontal	Pass

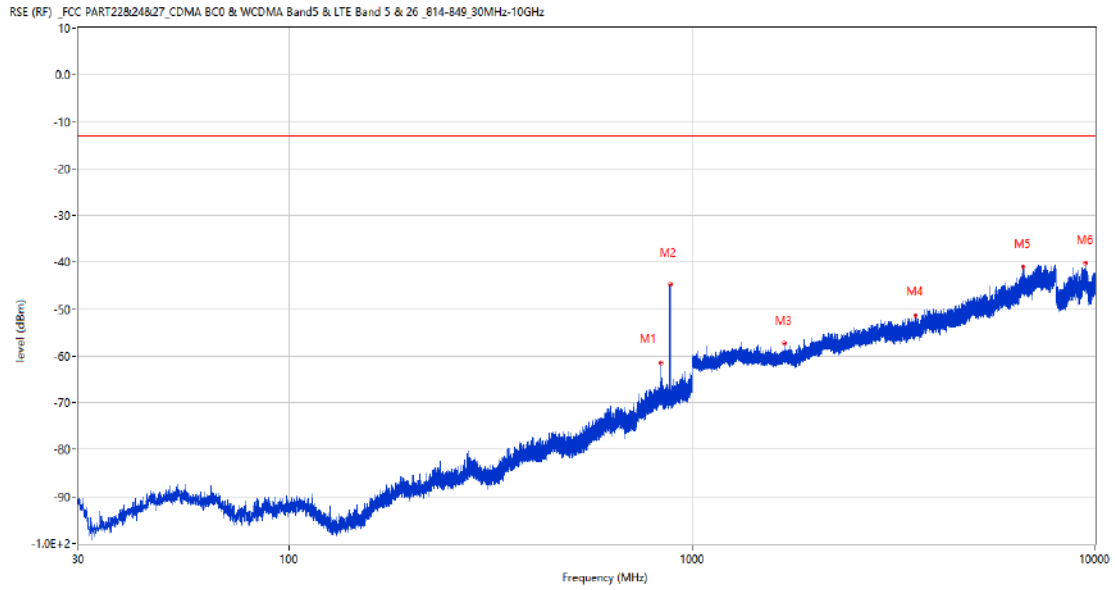
7.2 WCDMA Band 5 Middle Channel

RSE-H&H WCDMA Band 5 CH4182



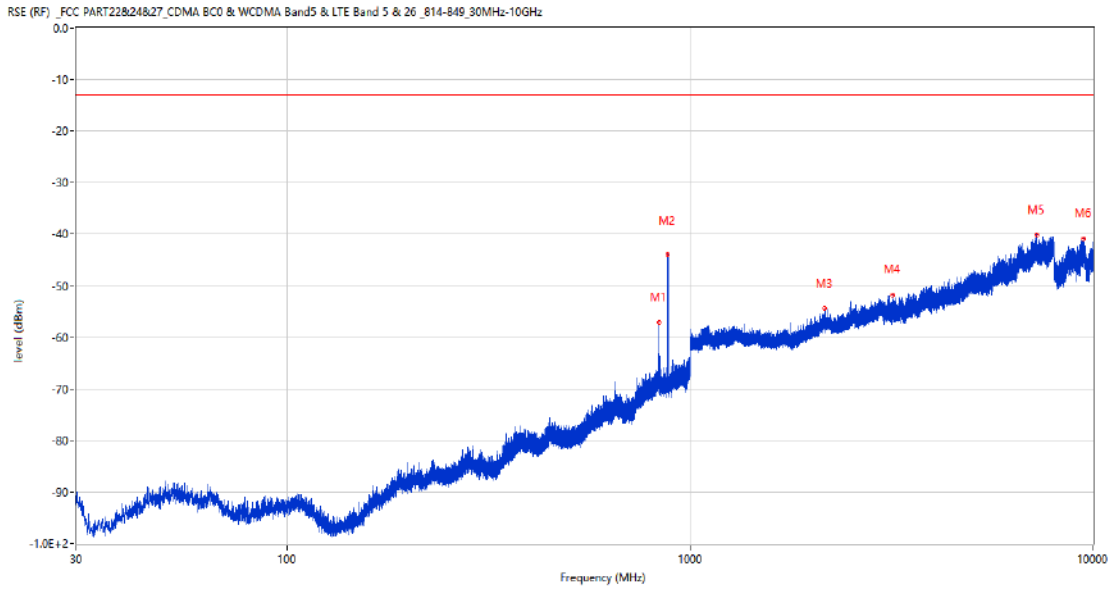
Frequency (MHz)	Result (dBm)	Factor (dB)	PK Limit (dBm)	Margin (dB)	Table (o)	ANT	EUT	Verdict
836.331	-58.71	4.93	-13.0	45.71	236.00	Horizontal	Horizontal	N/A
881.447	-45.08	4.19	-13.0	32.08	262.00	Horizontal	Horizontal	N/A
1439.500	-57.68	-5.16	-13.0	44.68	304.00	Horizontal	Horizontal	Pass
2747.000	-53.41	0.16	-13.0	40.41	65.00	Horizontal	Horizontal	Pass
4919.000	-47.20	8.48	-13.0	34.20	216.00	Horizontal	Horizontal	Pass
7878.500	-39.86	14.83	-13.0	26.86	79.00	Horizontal	Horizontal	Pass

RSE-H&V WCDMA Band 5 CH4182



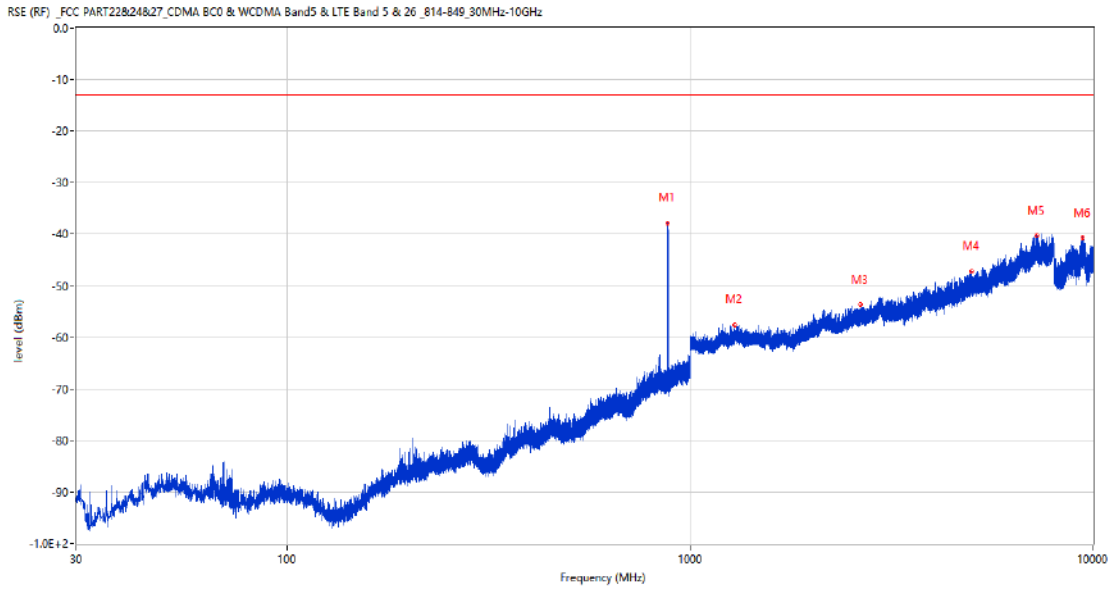
Frequency (MHz)	Result (dBm)	Factor (dB)	PK Limit (dBm)	Margin (dB)	Table (o)	ANT	EUT	Verdict
836.282	-61.49	4.92	-13.0	48.49	197.00	Horizontal	Vertical	N/A
881.388	-44.72	4.34	-13.0	31.72	234.00	Horizontal	Vertical	N/A
1694.700	-57.41	-5.11	-13.0	44.41	1.00	Horizontal	Vertical	Pass
3580.000	-51.24	5.82	-13.0	38.24	162.00	Horizontal	Vertical	Pass
6634.500	-40.90	12.92	-13.0	27.90	150.00	Horizontal	Vertical	Pass
9450.700	-40.14	13.77	-13.0	27.14	0.00	Horizontal	Vertical	Pass

RSE-V&V WCDMA Band 5 CH4182



Frequency (MHz)	Result (dBm)	Factor (dB)	PK Limit (dBm)	Margin (dB)	Table (o)	ANT	EUT	Verdict
836.574	-57.10	4.93	-13.0	44.10	45.00	Vertical	Vertical	N/A
881.962	-43.87	4.13	-13.0	30.87	109.00	Vertical	Vertical	N/A
2158.200	-54.48	-2.10	-13.0	41.48	20.00	Vertical	Vertical	Pass
3185.500	-51.72	4.02	-13.0	38.72	340.00	Vertical	Vertical	Pass
7226.000	-40.09	14.13	-13.0	27.09	49.00	Vertical	Vertical	Pass
9462.200	-40.80	13.52	-13.0	27.80	360.00	Vertical	Vertical	Pass

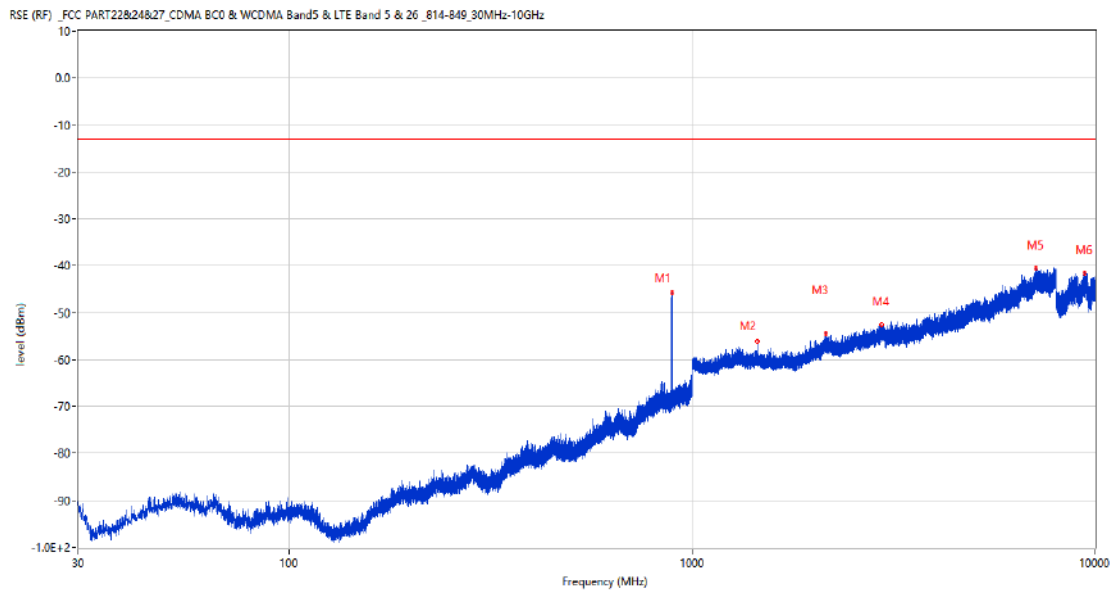
RSE-V&H WCDMA Band 5 CH4182



Frequency (MHz)	Result (dBm)	Factor (dB)	PK Limit (dBm)	Margin (dB)	Table (o)	ANT	EUT	Verdict
881.302	-37.84	4.17	-13.0	24.84	28.00	Vertical	Horizontal	N/A
1287.000	-57.54	-4.67	-13.0	44.54	214.00	Vertical	Horizontal	Pass
2641.900	-53.76	0.07	-13.0	40.76	1.00	Vertical	Horizontal	Pass
4991.000	-47.23	9.07	-13.0	34.23	9.00	Vertical	Horizontal	Pass
7233.500	-40.36	14.26	-13.0	27.36	360.00	Vertical	Horizontal	Pass
9441.700	-40.72	13.71	-13.0	27.72	360.00	Vertical	Horizontal	Pass

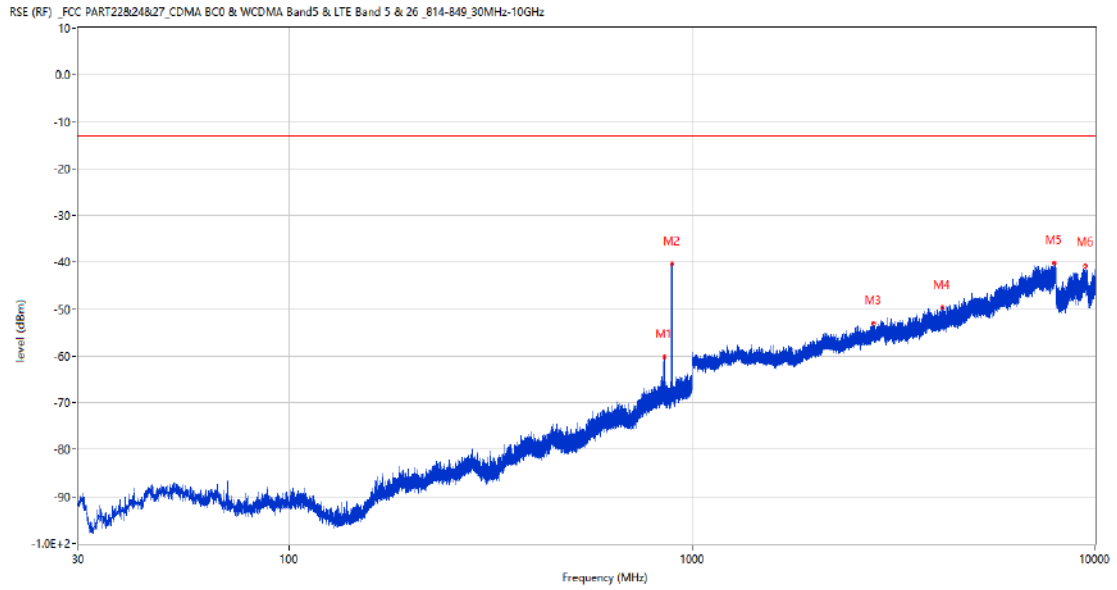
7.3 WCDMA Band 5 High Channel

RSE-H&H WCDMA Band 5 CH4233



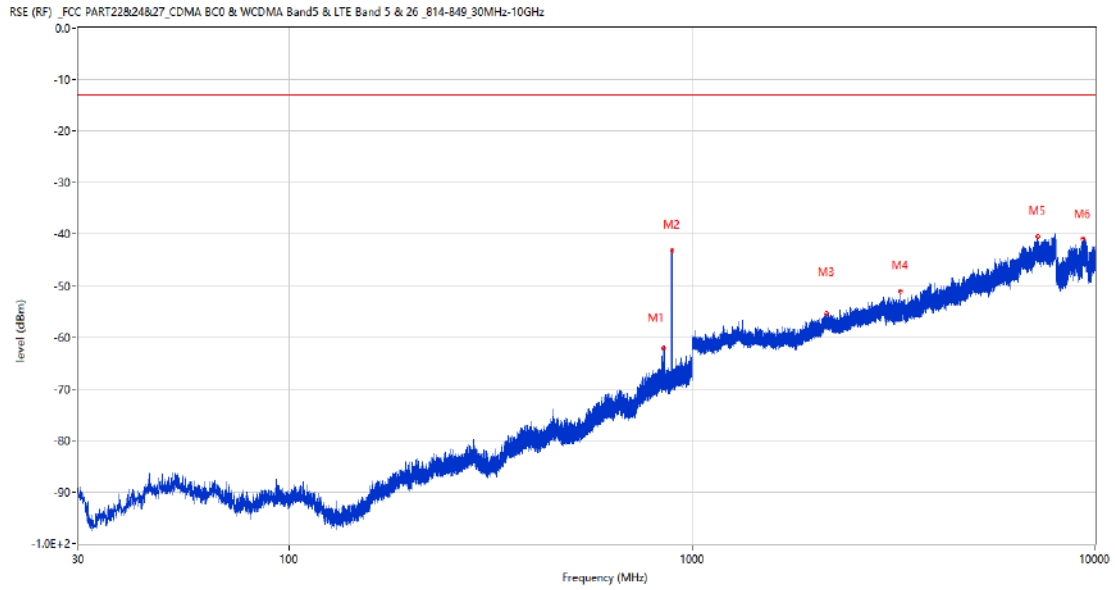
Frequency (MHz)	Result (dBm)	Factor (dB)	PK Limit (dBm)	Margin (dB)	Table (o)	ANT	EUT	Verdict
891.069	-45.76	4.70	-13.0	32.76	251.00	Horizontal	Horizontal	N/A
1451.000	-56.11	-5.06	-13.0	43.11	1.00	Horizontal	Horizontal	Pass
2147.100	-54.33	-2.12	-13.0	41.33	130.00	Horizontal	Horizontal	Pass
2958.100	-52.56	2.65	-13.0	39.56	171.00	Horizontal	Horizontal	Pass
7125.500	-40.60	13.86	-13.0	27.60	4.00	Horizontal	Horizontal	Pass
9442.000	-41.67	13.71	-13.0	28.67	185.00	Horizontal	Horizontal	Pass

RSE-H&V WCDMA Band 5 CH4233



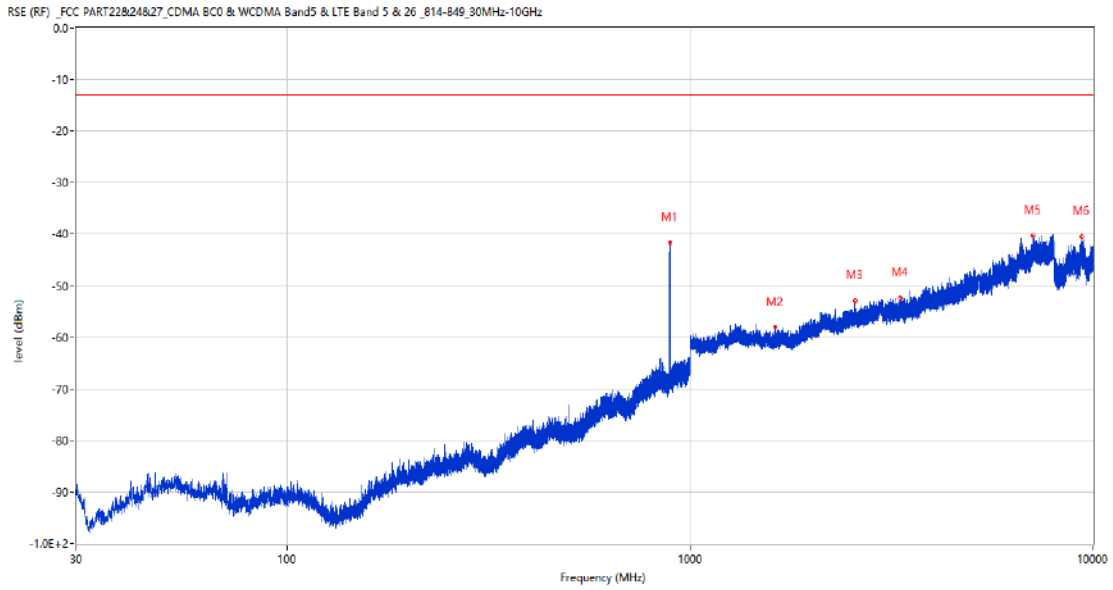
Frequency (MHz)	Result (dBm)	Factor (dB)	PK Limit (dBm)	Margin (dB)	Table (o)	ANT	EUT	Verdict
846.123	-60.30	4.56	-13.0	47.30	185.00	Horizontal	Vertical	N/A
891.864	-40.41	4.73	-13.0	27.41	297.00	Horizontal	Vertical	N/A
2827.900	-52.92	1.15	-13.0	39.92	84.00	Horizontal	Vertical	Pass
4186.000	-49.74	7.39	-13.0	36.74	194.00	Horizontal	Vertical	Pass
7918.000	-40.05	14.63	-13.0	27.05	47.00	Horizontal	Vertical	Pass
9482.401	-40.81	13.09	-13.0	27.81	236.00	Horizontal	Vertical	Pass

RSE-V&V WCDMA Band 5 CH4233



Frequency (MHz)	Result (dBm)	Factor (dB)	PK Limit (dBm)	Margin (dB)	Table (o)	ANT	EUT	Verdict
850.959	-62.10	4.61	-13.0	49.10	103.00	Vertical	Vertical	N/A
892.524	-43.06	4.72	-13.0	30.06	98.00	Vertical	Vertical	N/A
2157.000	-55.32	-2.11	-13.0	42.32	315.00	Vertical	Vertical	Pass
3284.000	-51.00	4.04	-13.0	38.00	97.00	Vertical	Vertical	Pass
7194.000	-40.51	14.30	-13.0	27.51	360.00	Vertical	Vertical	Pass
9340.900	-40.96	14.00	-13.0	27.96	140.00	Vertical	Vertical	Pass

RSE-V&H WCDMA Band 5 CH4233



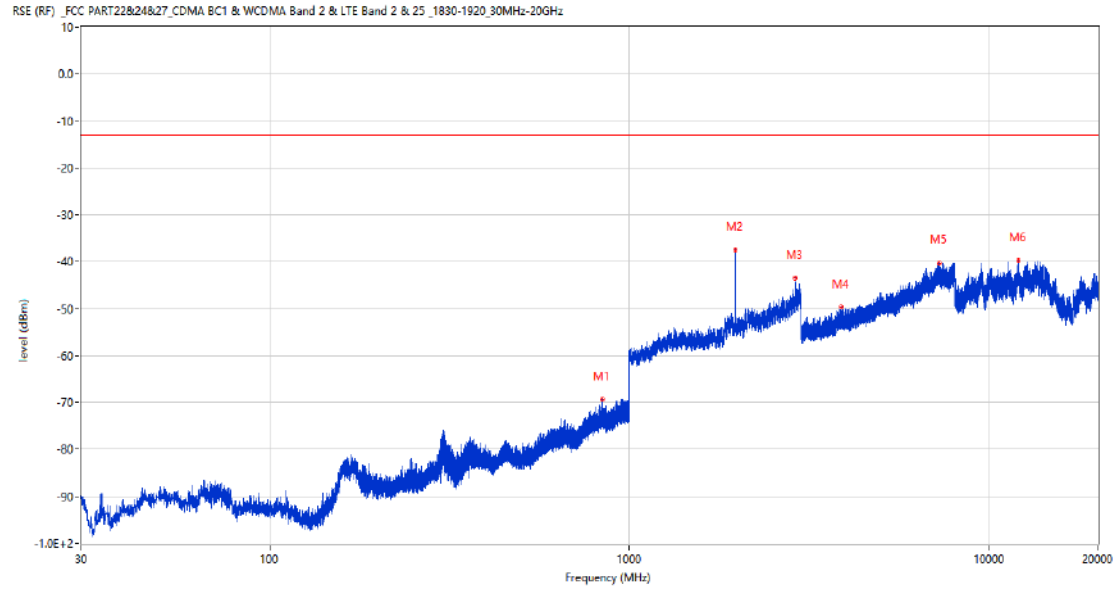
Frequency (MHz)	Result (dBm)	Factor (dB)	PK Limit (dBm)	Margin (dB)	Table (o)	ANT	EUT	Verdict
891.796	-41.55	4.71	-13.0	28.55	335.00	Vertical	Horizontal	N/A
1627.800	-58.07	-6.01	-13.0	45.07	332.00	Vertical	Horizontal	Pass
2562.300	-52.96	-0.04	-13.0	39.96	338.00	Vertical	Horizontal	Pass
3316.250	-52.36	4.08	-13.0	39.36	89.00	Vertical	Horizontal	Pass
7117.000	-40.29	13.68	-13.0	27.29	145.00	Vertical	Horizontal	Pass
9360.000	-40.41	13.80	-13.0	27.41	307.00	Vertical	Horizontal	Pass

LTE

8 LTE Band 2

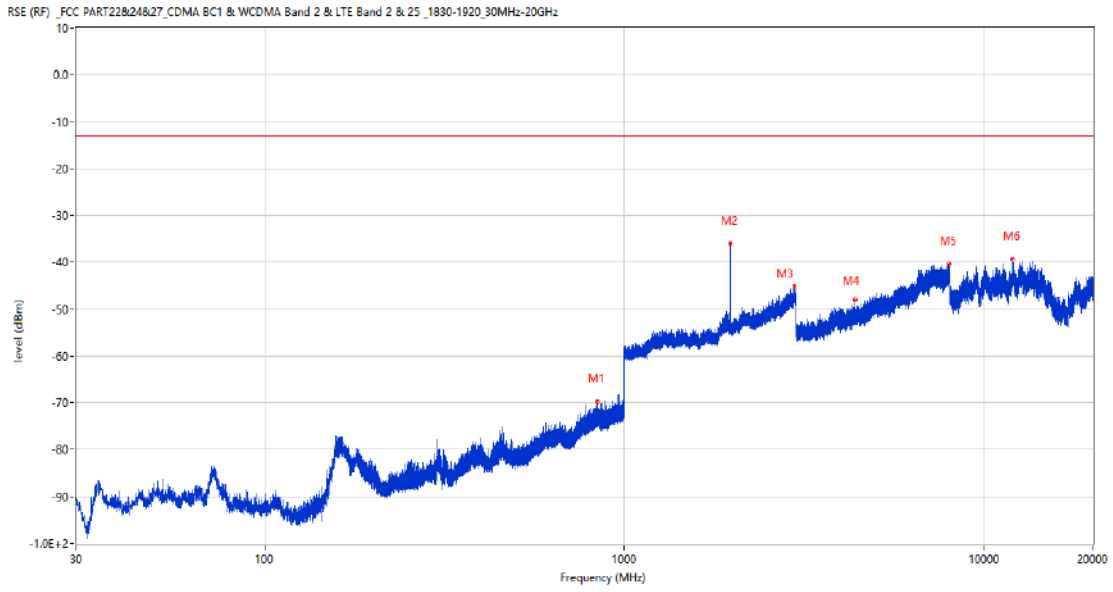
8.1 LTE Band 2 BW1.4, Middle Channel

RSE-H&H LTE Band 2 BW1.4 CH18900



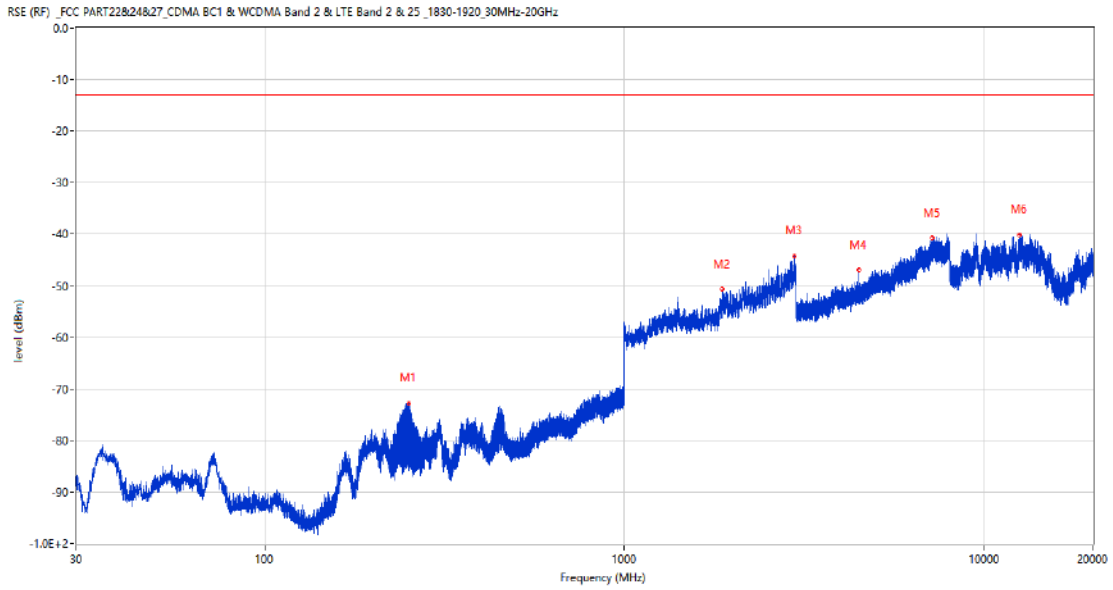
Frequency (MHz)	Result (dBm)	Factor (dB)	PK Limit (dBm)	Margin (dB)	Table (o)	ANT	EUT	Verdict
839.998	-69.41	-0.14	-13.0	56.41	354.00	Horizontal	Horizontal	Pass
1960.600	-37.49	1.23	-13.0	24.49	252.00	Horizontal	Horizontal	N/A
2884.200	-43.53	9.22	-13.0	30.53	1.00	Horizontal	Horizontal	Pass
3866.000	-49.62	6.95	-13.0	36.62	360.00	Horizontal	Horizontal	Pass
7225.750	-40.24	14.11	-13.0	27.24	355.00	Horizontal	Horizontal	Pass
12000.687	-39.79	14.00	-13.0	26.79	227.00	Horizontal	Horizontal	Pass

RSE-H&V LTE Band 2 BW1.4 CH18900



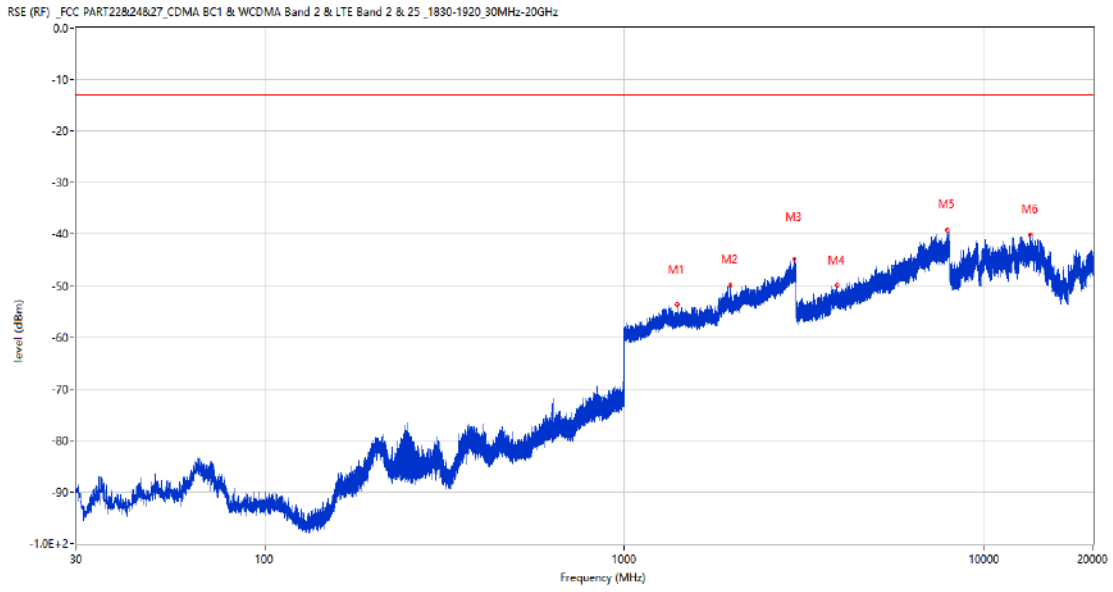
Frequency (MHz)	Result (dBm)	Factor (dB)	PK Limit (dBm)	Margin (dB)	Table (o)	ANT	EUT	Verdict
840.047	-69.73	-0.13	-13.0	56.73	3.00	Horizontal	Vertical	Pass
1960.600	-36.01	1.23	-13.0	23.01	250.00	Horizontal	Vertical	N/A
2962.000	-45.12	9.98	-13.0	32.12	58.00	Horizontal	Vertical	Pass
4359.000	-47.90	7.32	-13.0	34.90	222.00	Horizontal	Vertical	Pass
7978.250	-40.34	14.84	-13.0	27.34	66.00	Horizontal	Vertical	Pass
11927.063	-39.32	13.84	-13.0	26.32	322.00	Horizontal	Vertical	Pass

RSE-V&V LTE Band 2 BW1.4 CH18900



Frequency (MHz)	Result (dBm)	Factor (dB)	PK Limit (dBm)	Margin (dB)	Table (o)	ANT	EUT	Verdict
251.645	-72.89	-14.77	-13.0	59.89	32.00	Vertical	Vertical	Pass
1870.100	-50.72	1.47	-13.0	37.72	311.00	Vertical	Vertical	Pass
2961.600	-44.17	9.96	-13.0	31.17	254.00	Vertical	Vertical	Pass
4458.750	-46.96	7.56	-13.0	33.96	290.00	Vertical	Vertical	Pass
7145.500	-40.77	13.76	-13.0	27.77	106.00	Vertical	Vertical	Pass
12478.300	-40.17	14.32	-13.0	27.17	216.00	Vertical	Vertical	Pass

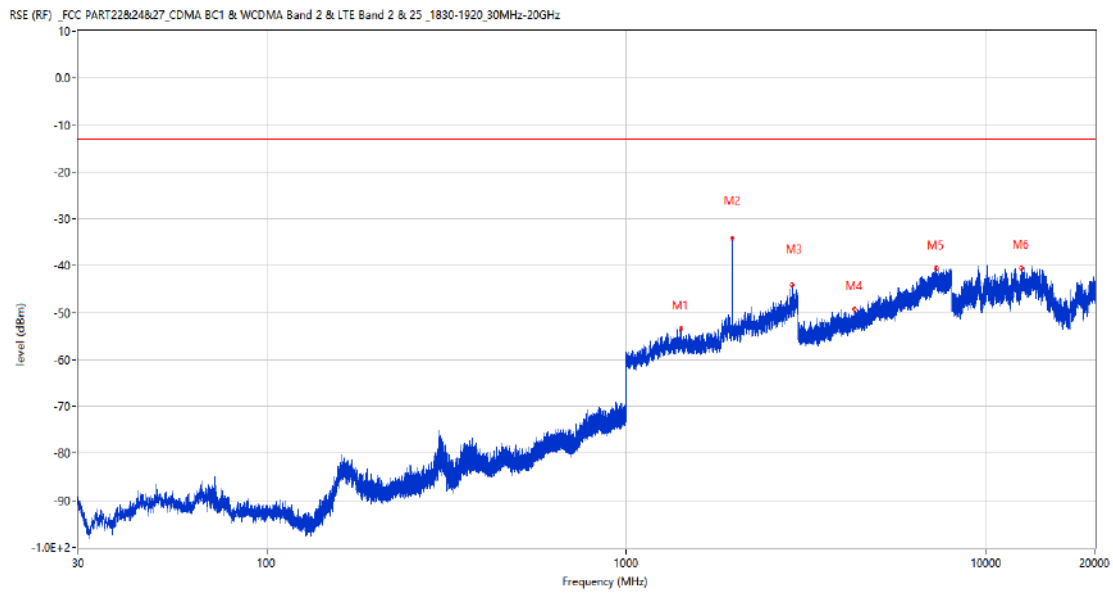
RSE-V&H LTE Band 2 BW1.4 CH18900



Frequency (MHz)	Result (dBm)	Factor (dB)	PK Limit (dBm)	Margin (dB)	Table (o)	ANT	EUT	Verdict
1402.800	-53.75	-1.70	-13.0	40.75	147.00	Vertical	Horizontal	Pass
1960.900	-49.84	1.22	-13.0	36.84	186.00	Vertical	Horizontal	N/A
2967.200	-44.74	10.19	-13.0	31.74	276.00	Vertical	Horizontal	Pass
3895.500	-49.92	7.00	-13.0	36.92	1.00	Vertical	Horizontal	Pass
7882.250	-39.10	14.88	-13.0	26.10	353.00	Vertical	Horizontal	Pass
13374.950	-40.12	16.73	-13.0	27.12	235.00	Vertical	Horizontal	Pass

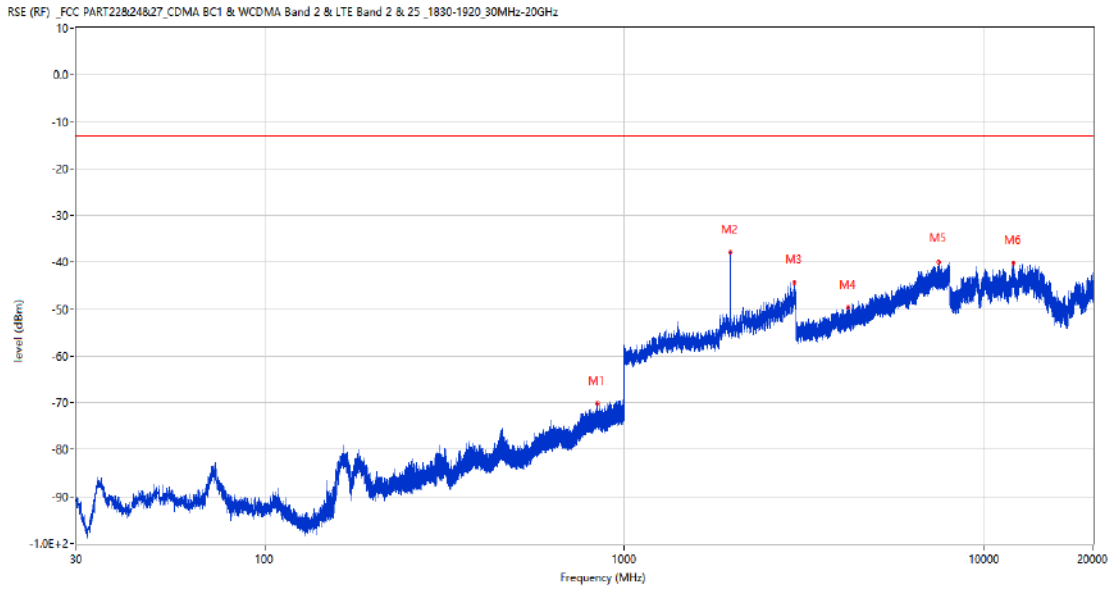
8.2 LTE Band 2 BW3, Middle Channel

RSE-H&H LTE Band 2 BW3 CH18900



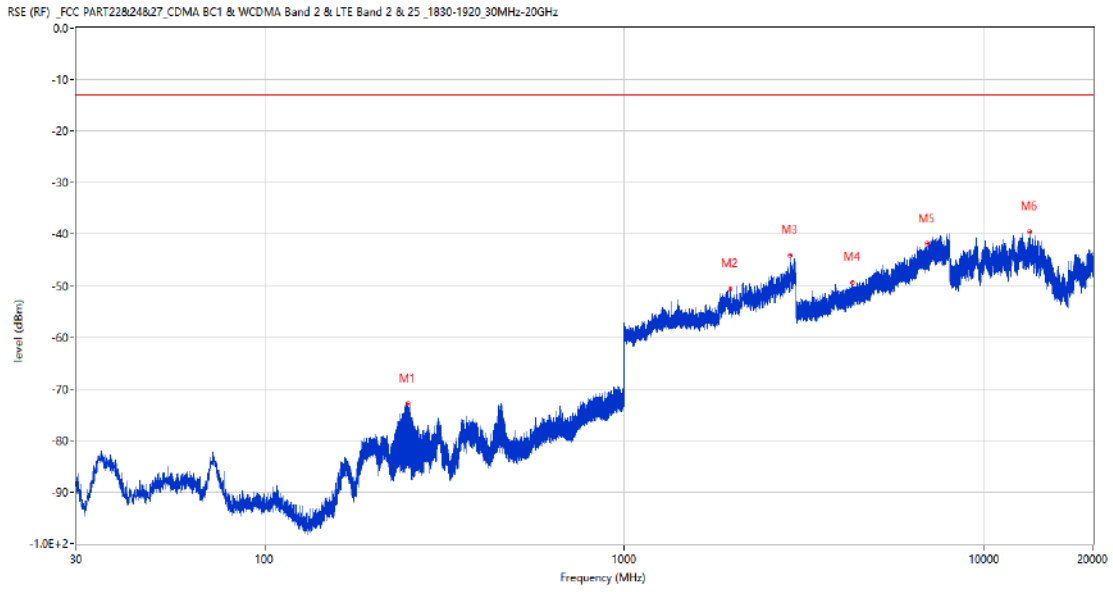
Frequency (MHz)	Result (dBm)	Factor (dB)	PK Limit (dBm)	Margin (dB)	Table (o)	ANT	EUT	Verdict
1414.200	-53.42	-1.52	-13.0	40.42	94.00	Horizontal	Horizontal	Pass
1960.200	-34.23	1.23	-13.0	21.23	254.00	Horizontal	Horizontal	N/A
2885.100	-44.12	9.44	-13.0	31.12	335.00	Horizontal	Horizontal	Pass
4301.500	-49.35	6.95	-13.0	36.35	1.00	Horizontal	Horizontal	Pass
7223.250	-40.59	14.06	-13.0	27.59	1.00	Horizontal	Horizontal	Pass
12491.600	-40.46	14.51	-13.0	27.46	114.00	Horizontal	Horizontal	Pass

RSE-H&V LTE Band 2 BW3 CH18900



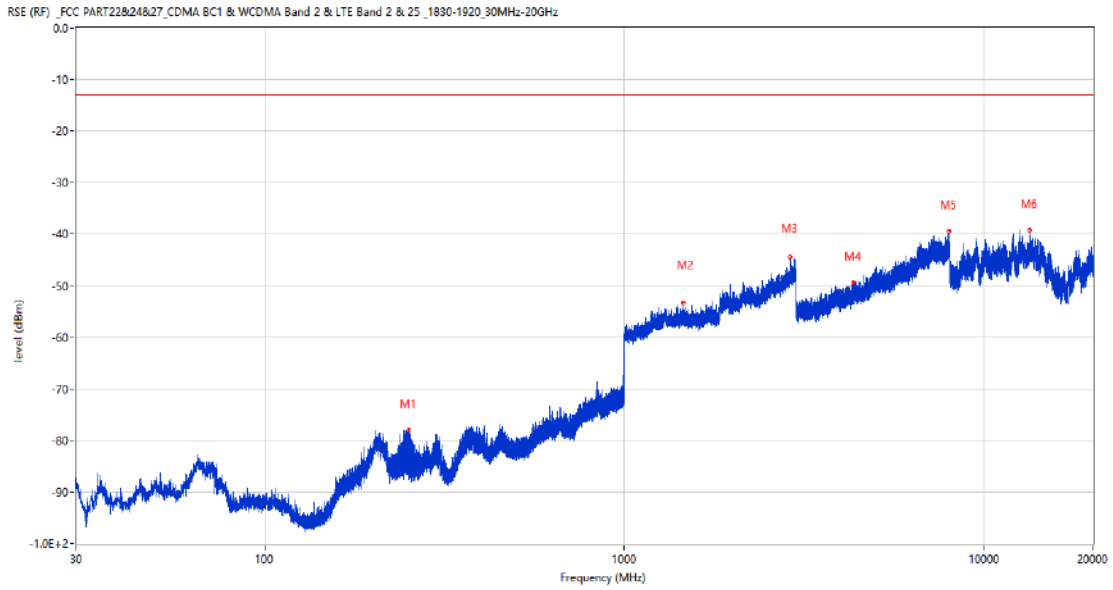
Frequency (MHz)	Result (dBm)	Factor (dB)	PK Limit (dBm)	Margin (dB)	Table (o)	ANT	EUT	Verdict
839.610	-70.25	-0.16	-13.0	57.25	292.00	Horizontal	Vertical	Pass
1961.100	-37.84	1.25	-13.0	24.84	78.00	Horizontal	Vertical	N/A
2961.000	-44.23	9.93	-13.0	31.23	348.00	Horizontal	Vertical	Pass
4185.250	-49.61	7.34	-13.0	36.61	238.00	Horizontal	Vertical	Pass
7430.250	-39.85	14.04	-13.0	26.85	97.00	Horizontal	Vertical	Pass
12003.537	-40.09	13.94	-13.0	27.09	167.00	Horizontal	Vertical	Pass

RSE-V&V LTE Band 2 BW3 CH18900



Frequency (MHz)	Result (dBm)	Factor (dB)	PK Limit (dBm)	Margin (dB)	Table (o)	ANT	EUT	Verdict
250.287	-72.92	-14.78	-13.0	59.92	200.00	Vertical	Vertical	Pass
1960.300	-50.58	1.23	-13.0	37.58	126.00	Vertical	Vertical	N/A
2882.100	-44.02	9.02	-13.0	31.02	57.00	Vertical	Vertical	Pass
4296.750	-49.27	6.93	-13.0	36.27	168.00	Vertical	Vertical	Pass
6918.750	-41.89	12.42	-13.0	28.89	342.00	Vertical	Vertical	Pass
13364.076	-39.49	16.74	-13.0	26.49	248.00	Vertical	Vertical	Pass

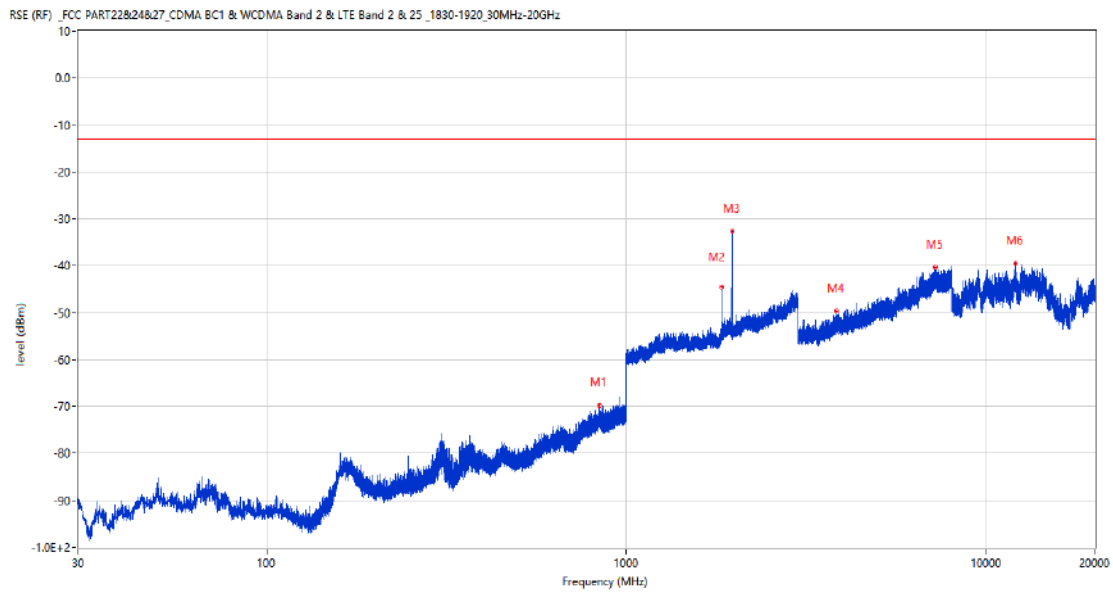
RSE-V&H LTE Band 2 BW3 CH18900



Frequency (MHz)	Result (dBm)	Factor (dB)	PK Limit (dBm)	Margin (dB)	Table (o)	ANT	EUT	Verdict
251.790	-77.90	-14.76	-13.0	64.90	58.00	Vertical	Horizontal	Pass
1457.200	-53.36	-1.39	-13.0	40.36	182.00	Vertical	Horizontal	Pass
2880.500	-44.43	8.74	-13.0	31.43	1.00	Vertical	Horizontal	Pass
4319.750	-49.27	7.11	-13.0	36.27	108.00	Vertical	Horizontal	Pass
7966.500	-39.45	15.17	-13.0	26.45	255.00	Vertical	Horizontal	Pass
13340.151	-39.12	16.44	-13.0	26.12	360.00	Vertical	Horizontal	Pass

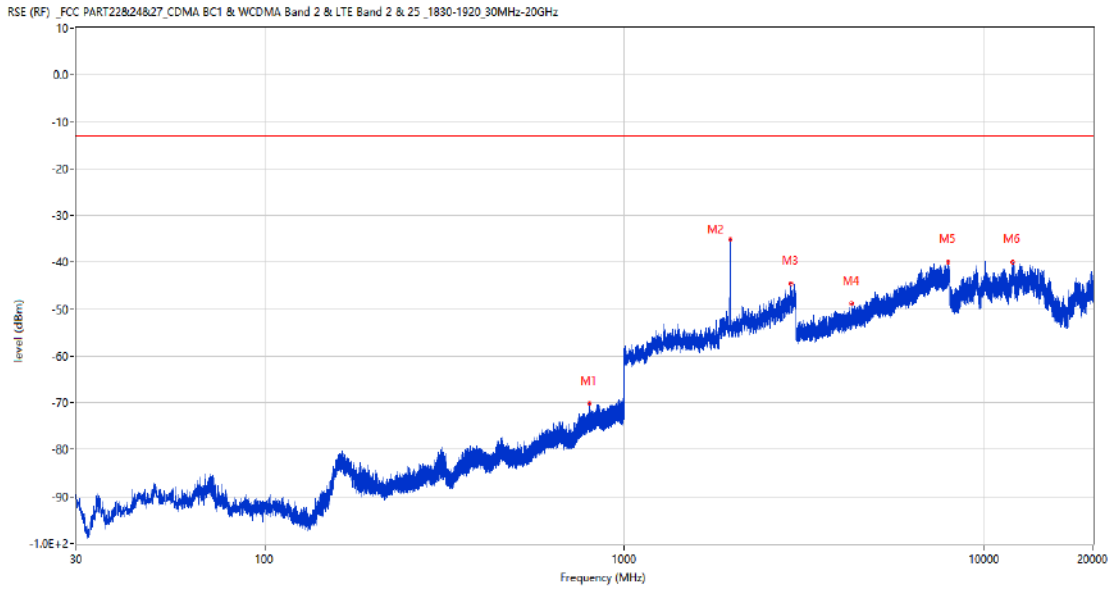
8.3 LTE Band 2 BW5, Middle Channel

RSE-H&H LTE Band 2 BW5 CH18900



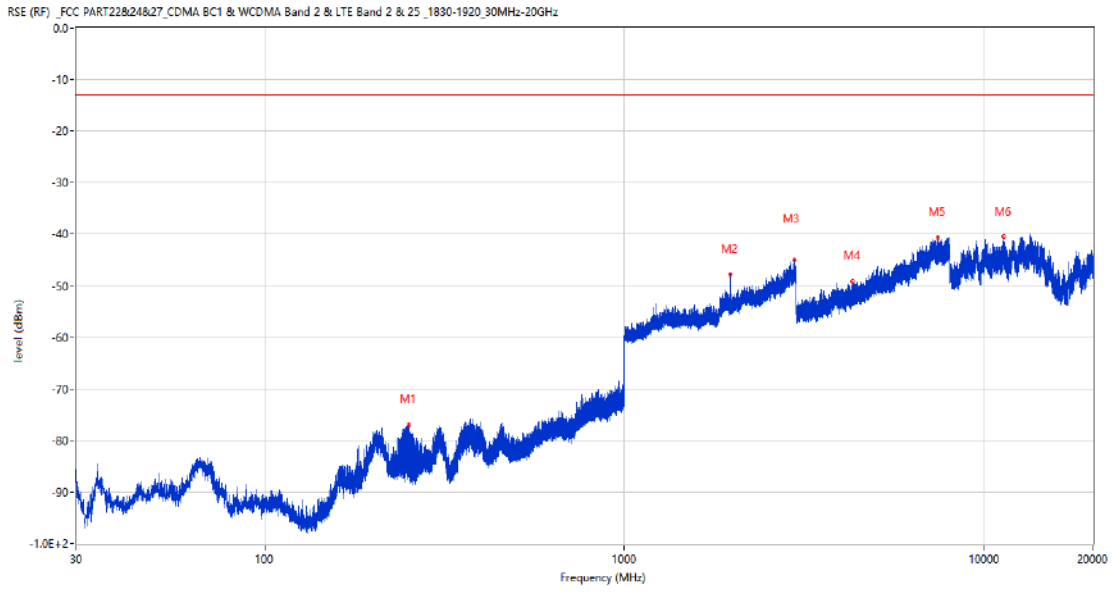
Frequency (MHz)	Result (dBm)	Factor (dB)	PK Limit (dBm)	Margin (dB)	Table (o)	ANT	EUT	Verdict
838.834	-69.85	-0.18	-13.0	56.85	360.00	Horizontal	Horizontal	Pass
1835.700	-44.55	0.22	-13.0	31.55	81.00	Horizontal	Horizontal	Pass
1959.900	-32.63	1.22	-13.0	19.63	265.00	Horizontal	Horizontal	N/A
3816.750	-49.72	6.06	-13.0	36.72	334.00	Horizontal	Horizontal	Pass
7186.750	-40.37	14.23	-13.0	27.37	100.00	Horizontal	Horizontal	Pass
11987.387	-39.52	14.02	-13.0	26.52	319.00	Horizontal	Horizontal	Pass

RSE-H&V LTE Band 2 BW5 CH18900



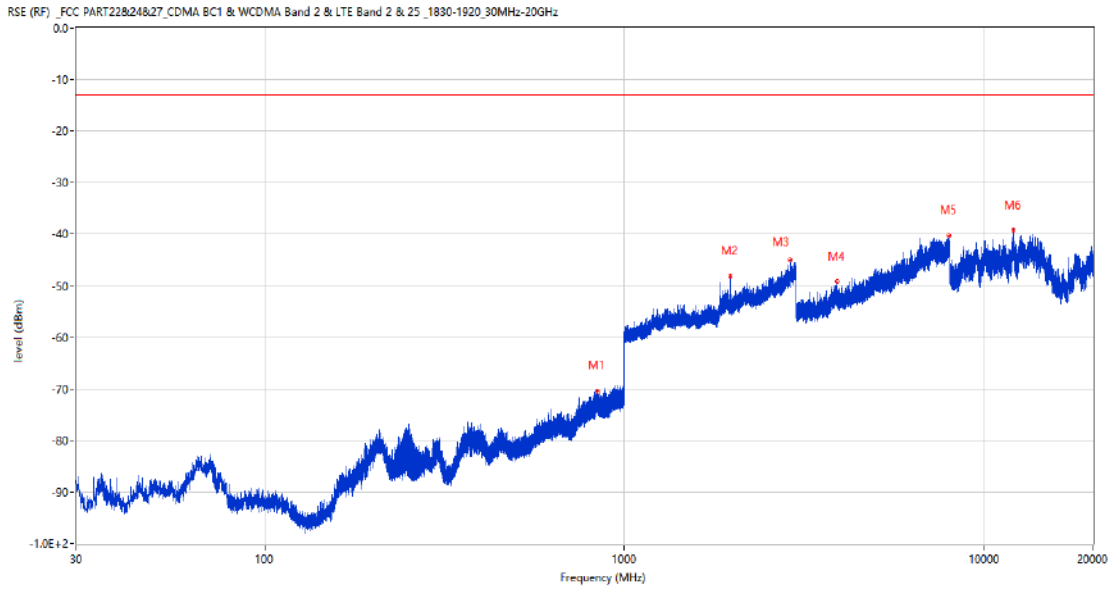
Frequency (MHz)	Result (dBm)	Factor (dB)	PK Limit (dBm)	Margin (dB)	Table (o)	ANT	EUT	Verdict
800.374	-70.23	-1.22	-13.0	57.23	205.00	Horizontal	Vertical	Pass
1961.200	-35.11	1.28	-13.0	22.11	260.00	Horizontal	Vertical	N/A
2889.900	-44.48	10.30	-13.0	31.48	1.00	Horizontal	Vertical	Pass
4267.000	-48.93	6.20	-13.0	35.93	308.00	Horizontal	Vertical	Pass
7894.250	-39.89	14.69	-13.0	26.89	128.00	Horizontal	Vertical	Pass
11924.213	-39.99	13.82	-13.0	26.99	262.00	Horizontal	Vertical	Pass

RSE-V&V LTE Band 2 BW5 CH18900



Frequency (MHz)	Result (dBm)	Factor (dB)	PK Limit (dBm)	Margin (dB)	Table (o)	ANT	EUT	Verdict
251.694	-77.02	-14.77	-13.0	64.02	0.00	Vertical	Vertical	Pass
1960.000	-47.76	1.48	-13.0	34.76	166.00	Vertical	Vertical	N/A
2959.600	-45.08	9.69	-13.0	32.08	360.00	Vertical	Vertical	Pass
4289.500	-49.13	6.61	-13.0	36.13	118.00	Vertical	Vertical	Pass
7417.250	-40.68	14.11	-13.0	27.68	360.00	Vertical	Vertical	Pass
11287.950	-40.56	14.01	-13.0	27.56	144.00	Vertical	Vertical	Pass

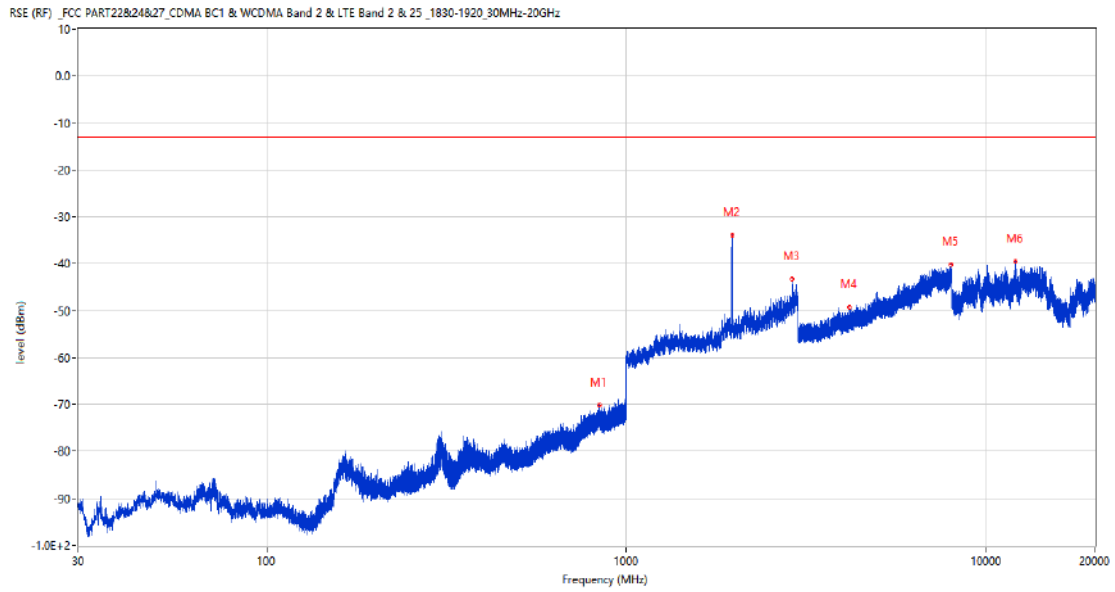
RSE-V&H LTE Band 2 BW5 CH18900



Frequency (MHz)	Result (dBm)	Factor (dB)	PK Limit (dBm)	Margin (dB)	Table (o)	ANT	EUT	Verdict
839.998	-70.34	-0.14	-13.0	57.34	60.00	Vertical	Horizontal	Pass
1959.300	-48.13	1.19	-13.0	35.13	178.00	Vertical	Horizontal	N/A
2883.400	-44.92	9.20	-13.0	31.92	3.00	Vertical	Horizontal	Pass
3877.250	-49.18	7.13	-13.0	36.18	147.00	Vertical	Horizontal	Pass
7958.250	-40.21	14.86	-13.0	27.21	113.00	Vertical	Horizontal	Pass
11985.250	-39.24	14.02	-13.0	26.24	246.00	Vertical	Horizontal	Pass

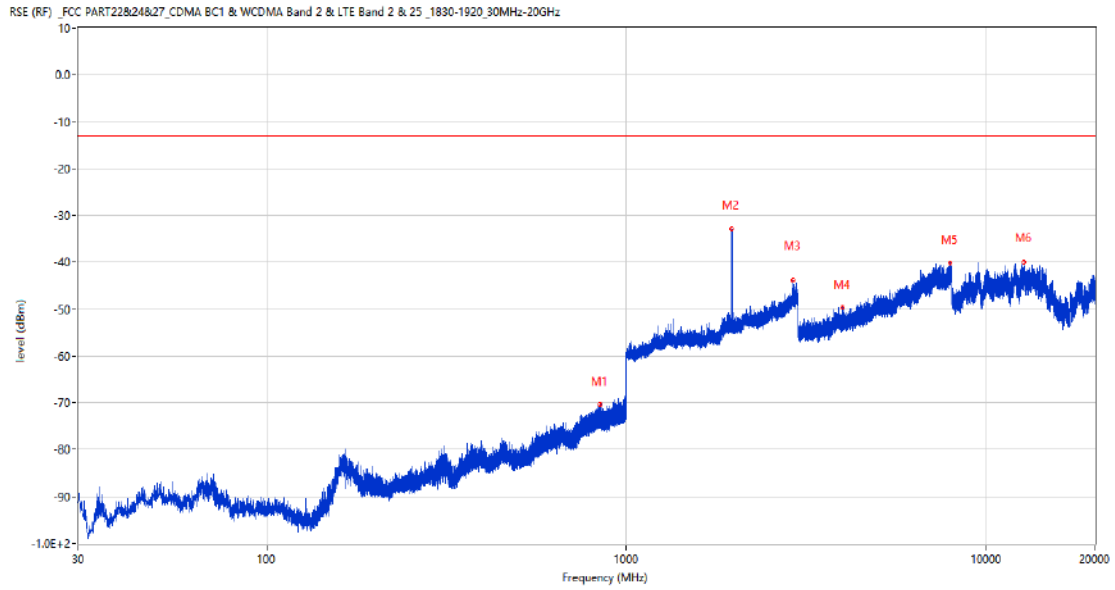
8.4 LTE Band 2 BW10, Middle Channel

RSE-H&H LTE Band 2 BW10 CH18900



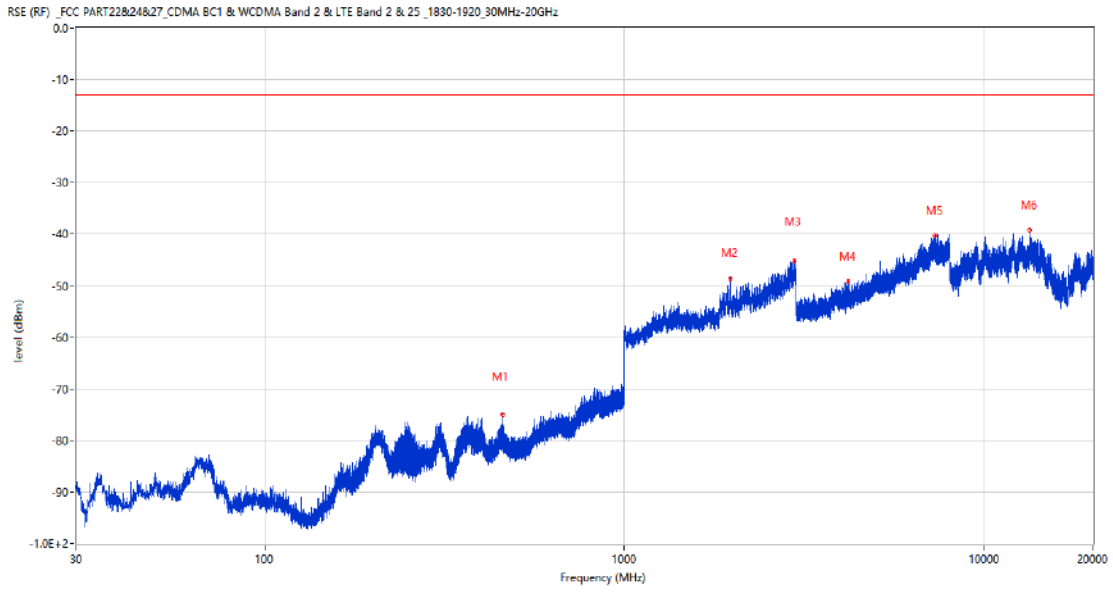
Frequency (MHz)	Result (dBm)	Factor (dB)	PK Limit (dBm)	Margin (dB)	Table (o)	ANT	EUT	Verdict
839.998	-70.14	-0.14	-13.0	57.14	332.00	Horizontal	Horizontal	Pass
1964.200	-33.91	1.32	-13.0	20.91	253.00	Horizontal	Horizontal	N/A
2883.200	-43.26	9.19	-13.0	30.26	291.00	Horizontal	Horizontal	Pass
4153.250	-49.32	6.51	-13.0	36.32	226.00	Horizontal	Horizontal	Pass
7945.750	-40.13	15.18	-13.0	27.13	249.00	Horizontal	Horizontal	Pass
12006.862	-39.45	13.87	-13.0	26.45	178.00	Horizontal	Horizontal	Pass

RSE-H&V LTE Band 2 BW10 CH18900



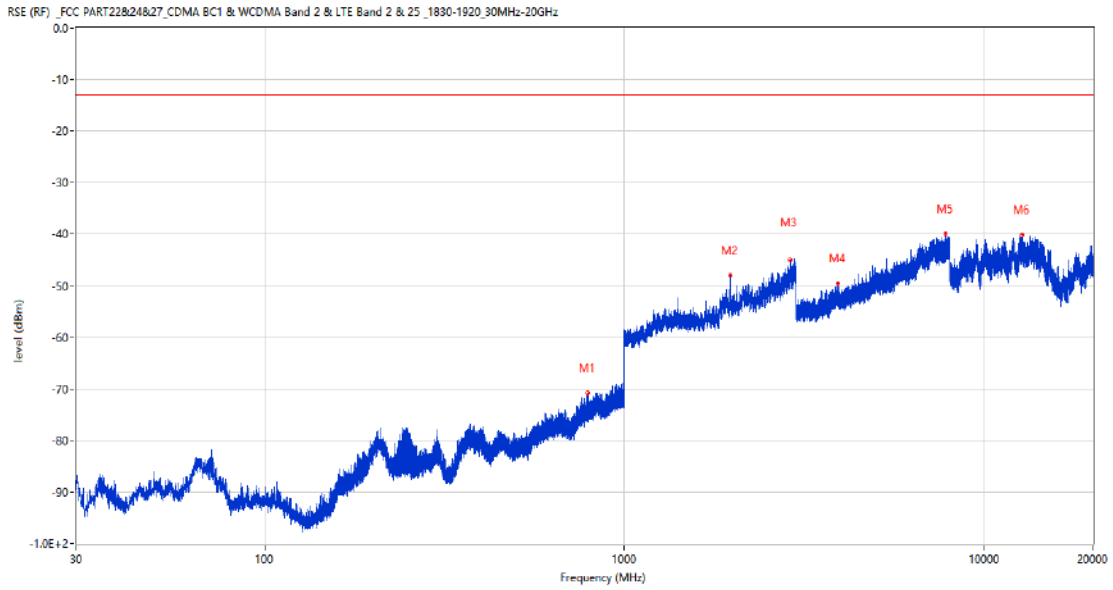
Frequency (MHz)	Result (dBm)	Factor (dB)	PK Limit (dBm)	Margin (dB)	Table (o)	ANT	EUT	Verdict
841.987	-70.39	-0.19	-13.0	57.39	154.00	Horizontal	Vertical	Pass
1957.400	-32.78	1.46	-13.0	19.78	246.00	Horizontal	Vertical	N/A
2890.300	-43.89	10.34	-13.0	30.89	25.00	Horizontal	Vertical	Pass
3983.000	-49.68	7.21	-13.0	36.68	1.00	Horizontal	Vertical	Pass
7904.500	-40.23	14.62	-13.0	27.23	98.00	Horizontal	Vertical	Pass
12698.225	-39.83	14.84	-13.0	26.83	59.00	Horizontal	Vertical	Pass

RSE-V&V LTE Band 2 BW10 CH18900



Frequency (MHz)	Result (dBm)	Factor (dB)	PK Limit (dBm)	Margin (dB)	Table (o)	ANT	EUT	Verdict
458.595	-74.98	-8.62	-13.0	61.98	134.00	Vertical	Vertical	Pass
1963.000	-48.56	1.29	-13.0	35.56	100.00	Vertical	Vertical	N/A
2966.200	-45.16	10.23	-13.0	32.16	360.00	Vertical	Vertical	Pass
4183.250	-49.19	7.20	-13.0	36.19	182.00	Vertical	Vertical	Pass
7286.000	-40.37	14.28	-13.0	27.37	360.00	Vertical	Vertical	Pass
13331.812	-39.12	16.16	-13.0	26.12	218.00	Vertical	Vertical	Pass

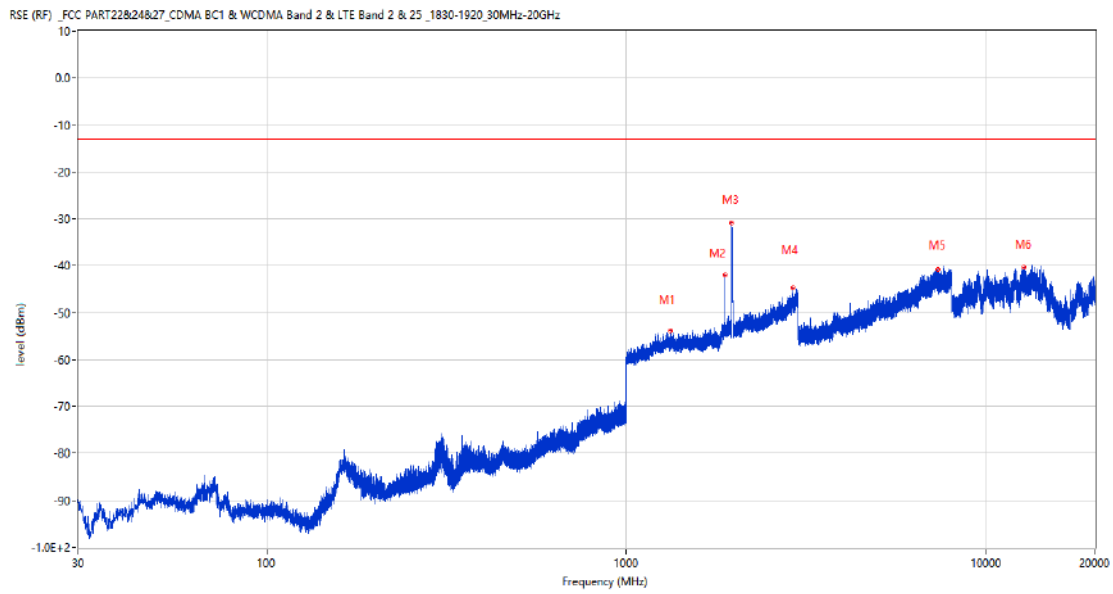
RSE-V&H LTE Band 2 BW10 CH18900



Frequency (MHz)	Result (dBm)	Factor (dB)	PK Limit (dBm)	Margin (dB)	Table (o)	ANT	EUT	Verdict
791.935	-70.86	-1.54	-13.0	57.86	308.00	Vertical	Horizontal	Pass
1962.200	-48.05	1.42	-13.0	35.05	192.00	Vertical	Horizontal	N/A
2882.800	-45.00	9.14	-13.0	32.00	1.00	Vertical	Horizontal	Pass
3898.000	-49.59	6.95	-13.0	36.59	123.00	Vertical	Horizontal	Pass
7771.250	-39.94	14.02	-13.0	26.94	263.00	Vertical	Horizontal	Pass
12664.500	-40.16	14.34	-13.0	27.16	119.00	Vertical	Horizontal	Pass

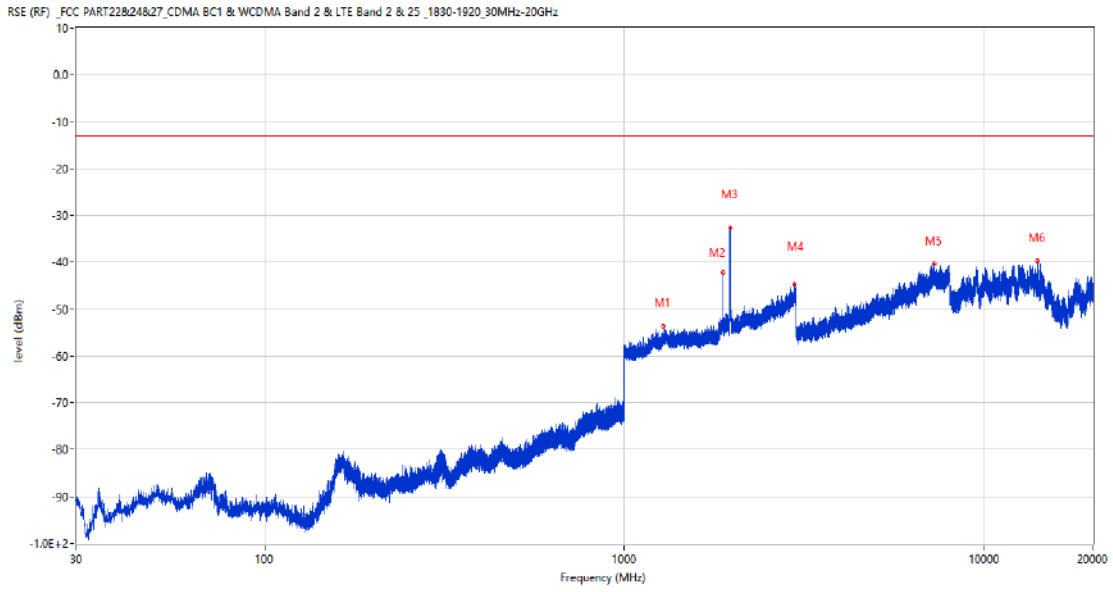
8.5 LTE Band 2 BW15, Middle Channel

RSE-H&H LTE Band 2 BW15 CH18900



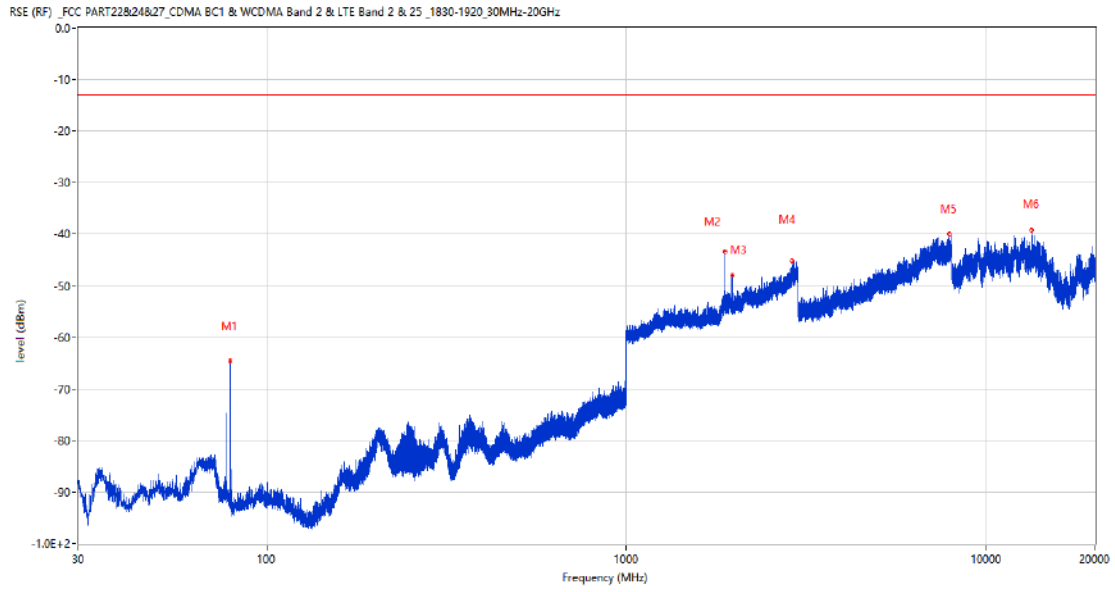
Frequency (MHz)	Result (dBm)	Factor (dB)	PK Limit (dBm)	Margin (dB)	Table (o)	ANT	EUT	Verdict
1327.300	-53.74	-1.30	-13.0	40.74	250.00	Horizontal	Horizontal	Pass
1874.200	-42.05	1.53	-13.0	29.05	61.00	Horizontal	Horizontal	N/A
1956.300	-30.79	1.42	-13.0	17.79	269.00	Horizontal	Horizontal	N/A
2888.200	-44.77	10.02	-13.0	31.77	230.00	Horizontal	Horizontal	Pass
7340.750	-40.66	13.89	-13.0	27.66	70.00	Horizontal	Horizontal	Pass
12699.412	-39.14	16.53	-13.0	-26.14	88.00	Horizontal	Horizontal	Pass

RSE-H&V LTE Band 2 BW15 CH18900



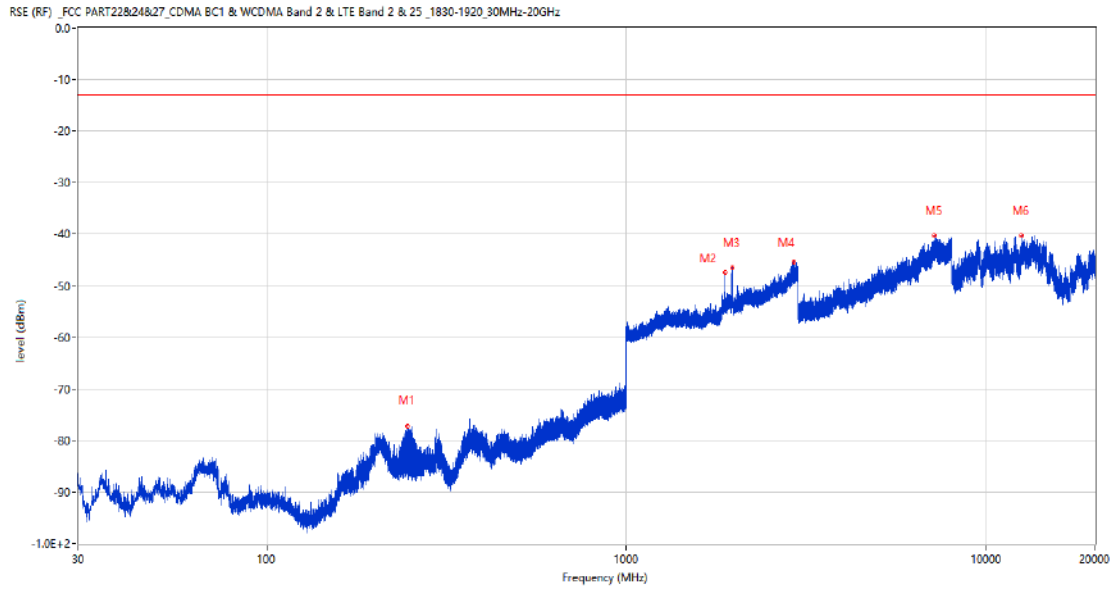
Frequency (MHz)	Result (dBm)	Factor (dB)	PK Limit (dBm)	Margin (dB)	Table (o)	ANT	EUT	Verdict
1280.500	-53.60	-1.42	-13.0	40.60	299.00	Horizontal	Vertical	Pass
1874.200	-42.24	1.53	-13.0	29.24	184.00	Horizontal	Vertical	N/A
1961.700	-32.60	1.46	-13.0	19.60	260.00	Horizontal	Vertical	N/A
2968.000	-44.68	10.21	-13.0	31.68	58.00	Horizontal	Vertical	Pass
7224.750	-40.40	14.14	-13.0	27.40	255.00	Horizontal	Vertical	Pass
14054.638	-39.65	17.38	-13.0	26.65	233.00	Horizontal	Vertical	Pass

RSE-V&V LTE Band 2 BW15 CH18900



Frequency (MHz)	Result (dBm)	Factor (dB)	PK Limit (dBm)	Margin (dB)	Table (o)	ANT	EUT	Verdict
79.373	-64.52	-20.49	-13.0	51.52	146.00	Vertical	Vertical	Pass
1874.200	-43.40	1.53	-13.0	30.40	360.00	Vertical	Vertical	N/A
1966.900	-48.02	1.25	-13.0	35.02	166.00	Vertical	Vertical	N/A
2885.800	-45.29	9.53	-13.0	32.29	280.00	Vertical	Vertical	Pass
7865.750	-40.00	14.27	-13.0	27.00	14.00	Vertical	Vertical	Pass
13364.799	-39.12	16.74	-13.0	26.12	149.00	Vertical	Vertical	Pass

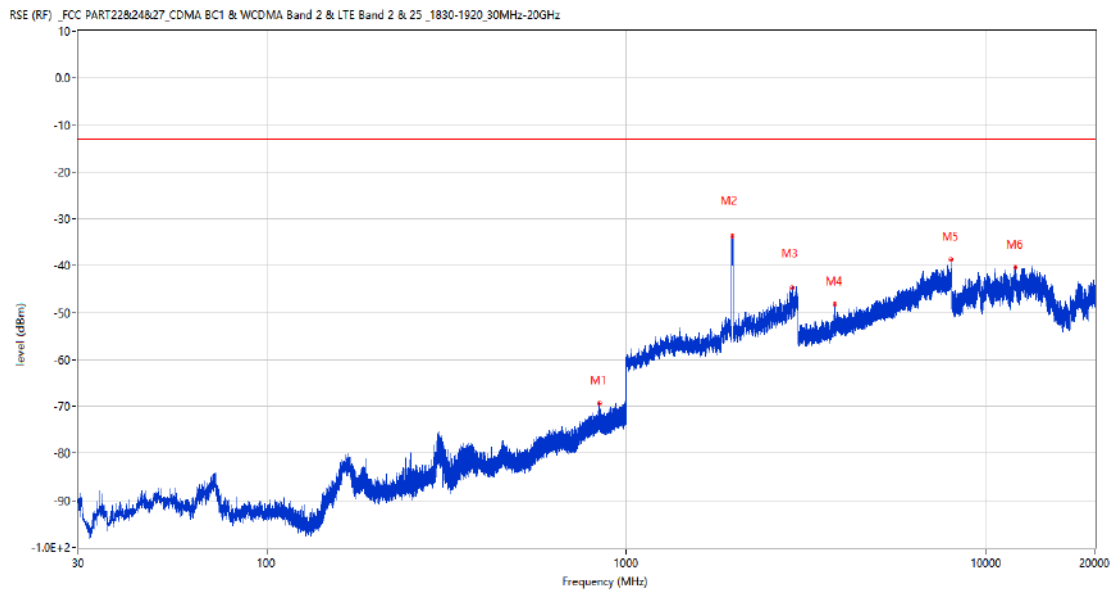
RSE-V&H LTE Band 2 BW15 CH18900



Frequency (MHz)	Result (dBm)	Factor (dB)	PK Limit (dBm)	Margin (dB)	Table (o)	ANT	EUT	Verdict
245.777	-77.18	-14.68	-13.0	64.18	70.00	Vertical	Horizontal	Pass
1874.300	-47.40	1.53	-13.0	34.40	360.00	Vertical	Horizontal	N/A
1958.200	-46.55	1.33	-13.0	33.55	174.00	Vertical	Horizontal	N/A
2906.200	-45.45	8.31	-13.0	32.45	174.00	Vertical	Horizontal	Pass
7172.250	-40.26	14.13	-13.0	27.26	360.00	Vertical	Horizontal	Pass
12484.000	-40.38	14.40	-13.0	27.38	169.00	Vertical	Horizontal	Pass

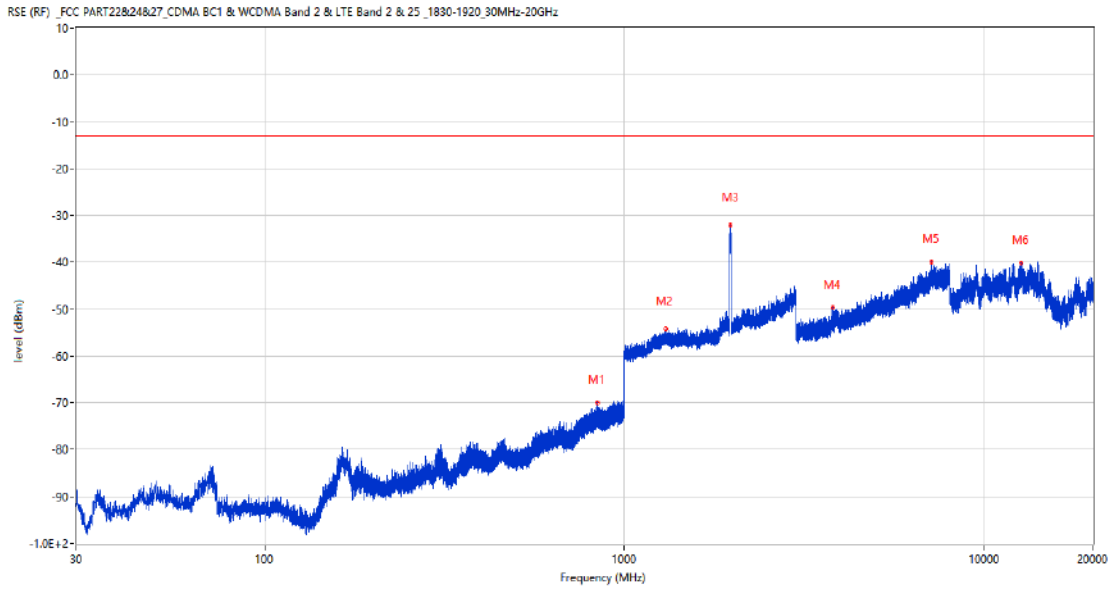
8.6 LTE Band 2 BW20, Middle Channel

RSE-H&H LTE Band 2 BW20 CH18900



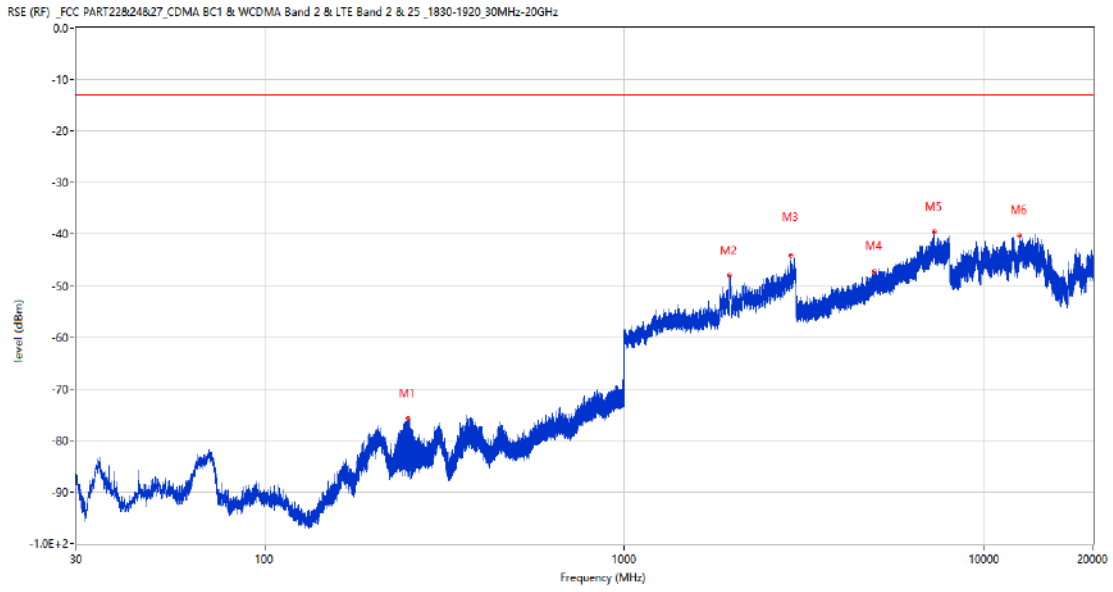
Frequency (MHz)	Result (dBm)	Factor (dB)	PK Limit (dBm)	Margin (dB)	Table (o)	ANT	EUT	Verdict
839.950	-69.44	-0.14	-13.0	56.44	130.00	Horizontal	Horizontal	Pass
1966.600	-33.74	1.31	-13.0	20.74	270.00	Horizontal	Horizontal	N/A
2882.700	-44.74	9.13	-13.0	31.74	124.00	Horizontal	Horizontal	Pass
3778.500	-48.31	6.25	-13.0	35.31	37.00	Horizontal	Horizontal	Pass
7970.250	-38.69	15.33	-13.0	25.69	1.00	Horizontal	Horizontal	Pass
12004.487	-40.38	13.92	-13.0	27.38	77.00	Horizontal	Horizontal	Pass

RSE-H&V LTE Band 2 BW20 CH18900



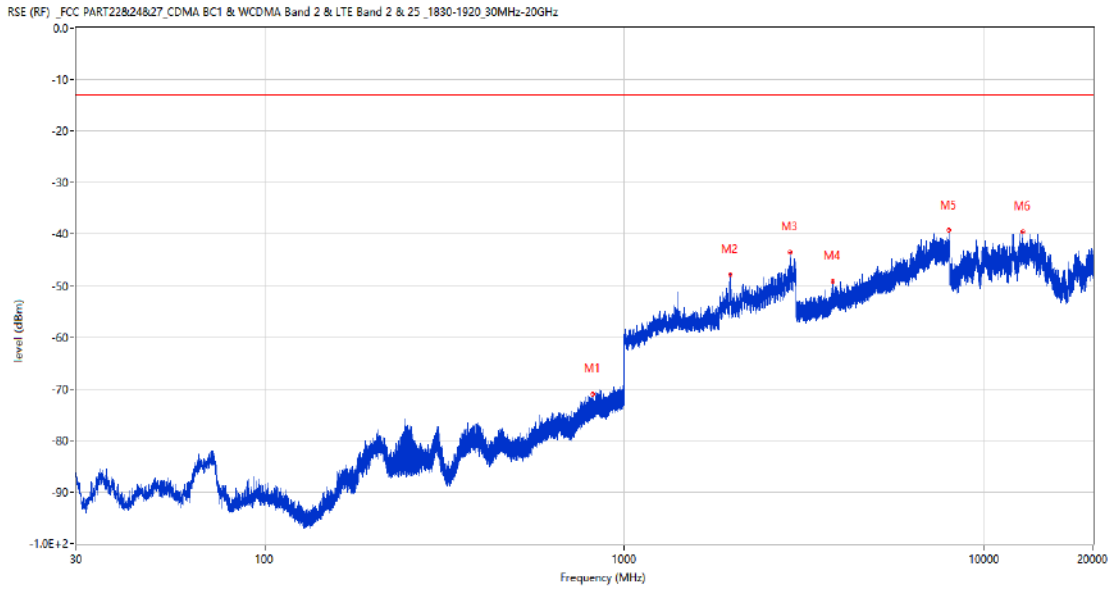
Frequency (MHz)	Result (dBm)	Factor (dB)	PK Limit (dBm)	Margin (dB)	Table (o)	ANT	EUT	Verdict
839.998	-69.91	-0.14	-13.0	56.91	138.00	Horizontal	Vertical	Pass
1298.900	-54.23	-1.05	-13.0	41.23	1.00	Horizontal	Vertical	Pass
1967.000	-32.00	1.23	-13.0	19.00	261.00	Horizontal	Vertical	N/A
3789.000	-49.64	6.17	-13.0	36.64	14.00	Horizontal	Vertical	Pass
7116.750	-39.92	13.70	-13.0	26.92	324.00	Horizontal	Vertical	Pass
12636.000	-40.12	14.08	-13.0	27.12	277.00	Horizontal	Vertical	Pass

RSE-V&V LTE Band 2 BW20 CH18900



Frequency (MHz)	Result (dBm)	Factor (dB)	PK Limit (dBm)	Margin (dB)	Table (o)	ANT	EUT	Verdict
250.238	-75.76	-14.78	-13.0	62.76	179.00	Vertical	Vertical	Pass
1957.400	-48.06	1.46	-13.0	35.06	92.00	Vertical	Vertical	N/A
2891.900	-44.14	10.33	-13.0	31.14	53.00	Vertical	Vertical	Pass
4947.250	-47.26	8.77	-13.0	34.26	160.00	Vertical	Vertical	Pass
7225.000	-39.63	14.15	-13.0	26.63	244.00	Vertical	Vertical	Pass
12504.901	-40.27	14.51	-13.0	27.27	28.00	Vertical	Vertical	Pass

RSE-V&H LTE Band 2 BW20 CH18900

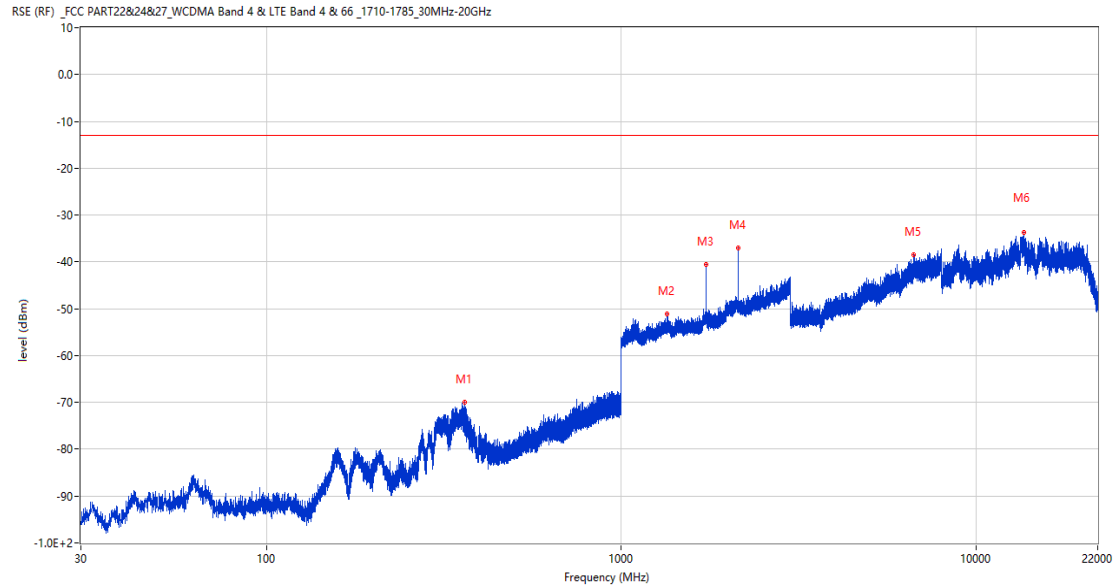


Frequency (MHz)	Result (dBm)	Factor (dB)	PK Limit (dBm)	Margin (dB)	Table (o)	ANT	EUT	Verdict
815.458	-70.94	-1.23	-13.0	57.94	360.00	Vertical	Horizontal	Pass
1966.300	-47.83	1.36	-13.0	34.83	188.00	Vertical	Horizontal	N/A
2880.800	-43.42	8.76	-13.0	30.42	2.00	Vertical	Horizontal	Pass
3778.500	-49.10	6.25	-13.0	36.10	360.00	Vertical	Horizontal	Pass
7947.250	-39.24	15.10	-13.0	26.24	142.00	Vertical	Horizontal	Pass
12750.000	-39.50	14.79	-13.0	26.50	354.00	Vertical	Horizontal	Pass

9 LTE Band 4

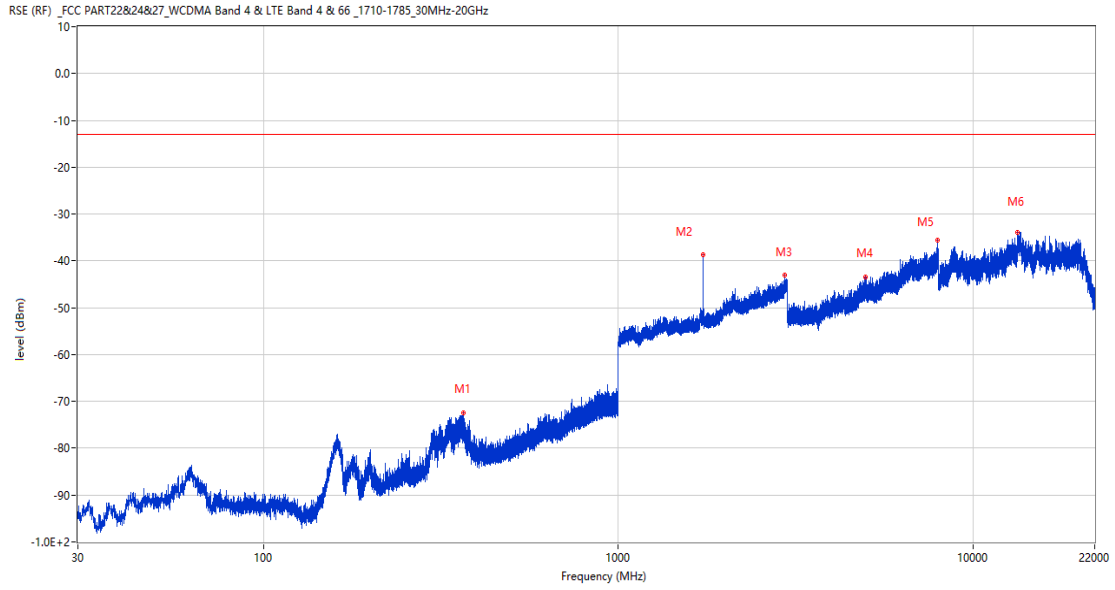
9.1 LTE Band 4 BW1.4, Middle Channel

RSE-H&H LTE Band 4 BW1.4 CH20175



Frequency (MHz)	Result (dBm)	Factor (dB)	PK Limit (dBm)	Margin (dB)	Table (o)	ANT	EUT	Verdict
361.255	-69.92	-10.18	-13.0	56.92	104.00	Horizontal	Horizontal	Pass
1342.400	-51.20	0.66	-13.0	38.20	254.00	Horizontal	Horizontal	Pass
1732.900	-40.53	2.44	-13.0	27.53	106.00	Horizontal	Horizontal	N/A
2133.200	-37.09	4.87	-13.0	24.09	272.00	Horizontal	Horizontal	N/A
6675.250	-38.57	16.70	-13.0	25.57	158.00	Horizontal	Horizontal	Pass
13631.988	-33.81	24.84	-13.0	20.81	250.00	Horizontal	Horizontal	Pass

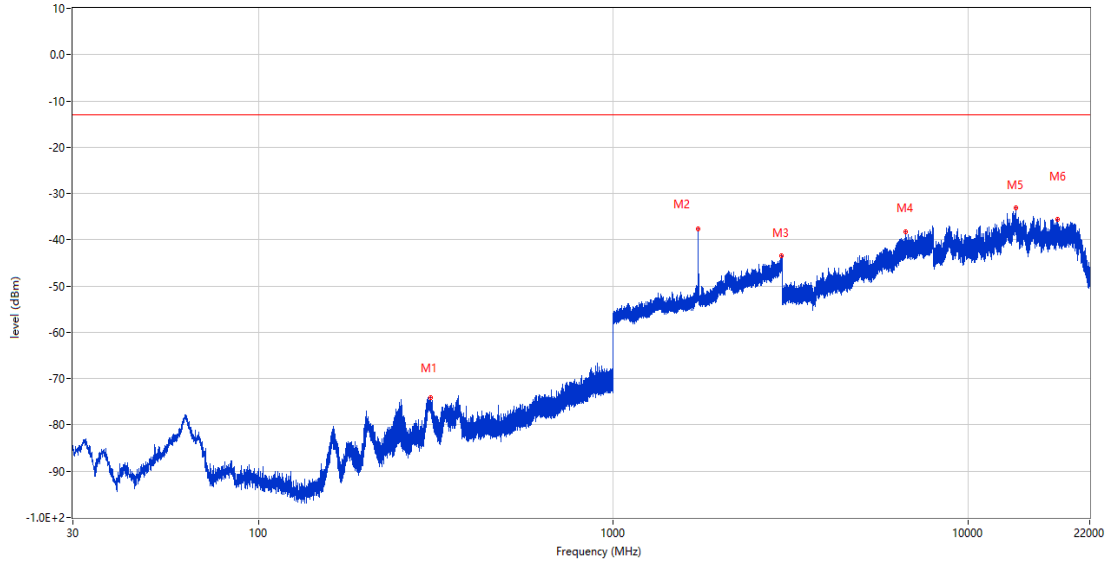
RSE-H&V LTE Band 4 BW1.4 CH20175



Frequency (MHz)	Result (dBm)	Factor (dB)	PK Limit (dBm)	Margin (dB)	Table (o)	ANT	EUT	Verdict
365.959	-72.35	-10.10	-13.0	59.35	92.00	Horizontal	Vertical	Pass
1732.800	-38.71	2.44	-13.0	25.71	190.00	Horizontal	Vertical	N/A
2944.000	-43.11	11.19	-13.0	30.11	24.00	Horizontal	Vertical	Pass
4977.500	-43.53	13.36	-13.0	30.53	289.00	Horizontal	Vertical	Pass
7931.750	-35.65	18.77	-13.0	22.65	180.00	Horizontal	Vertical	Pass
13340.613	-33.93	24.18	-13.0	20.93	360.00	Horizontal	Vertical	Pass

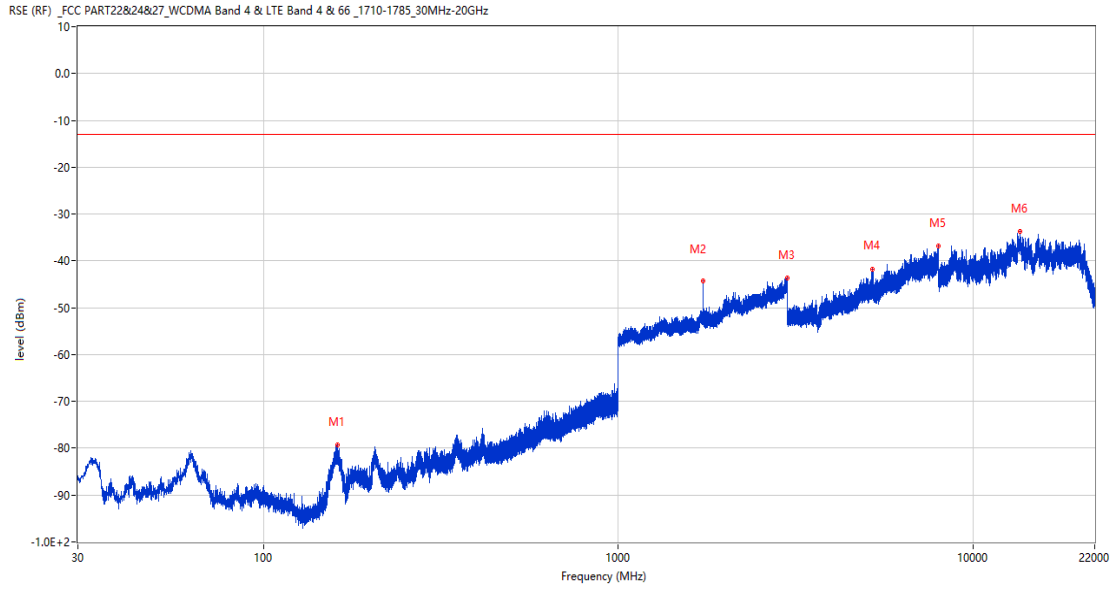
RSE-V&V LTE Band 4 BW1.4 CH20175

RSE (RF) _FCC PART22&24&27_WCDMA Band 4 & LTE Band 4 & 66_1710-1785_30MHz-20GHz



Frequency (MHz)	Result (dBm)	Factor (dB)	PK Limit (dBm)	Margin (dB)	Table (o)	ANT	EUT	Verdict
306.062	-74.03	-11.67	-13.0	61.03	27.00	Vertical	Vertical	Pass
1732.900	-37.64	2.44	-13.0	24.64	172.00	Vertical	Vertical	N/A
2982.500	-43.38	11.08	-13.0	30.38	85.00	Vertical	Vertical	Pass
6679.250	-38.31	16.88	-13.0	25.31	116.00	Vertical	Vertical	Pass
13597.763	-33.13	24.89	-13.0	20.13	160.00	Vertical	Vertical	Pass
17820.387	-35.58	22.14	-13.0	22.58	343.00	Vertical	Vertical	Pass

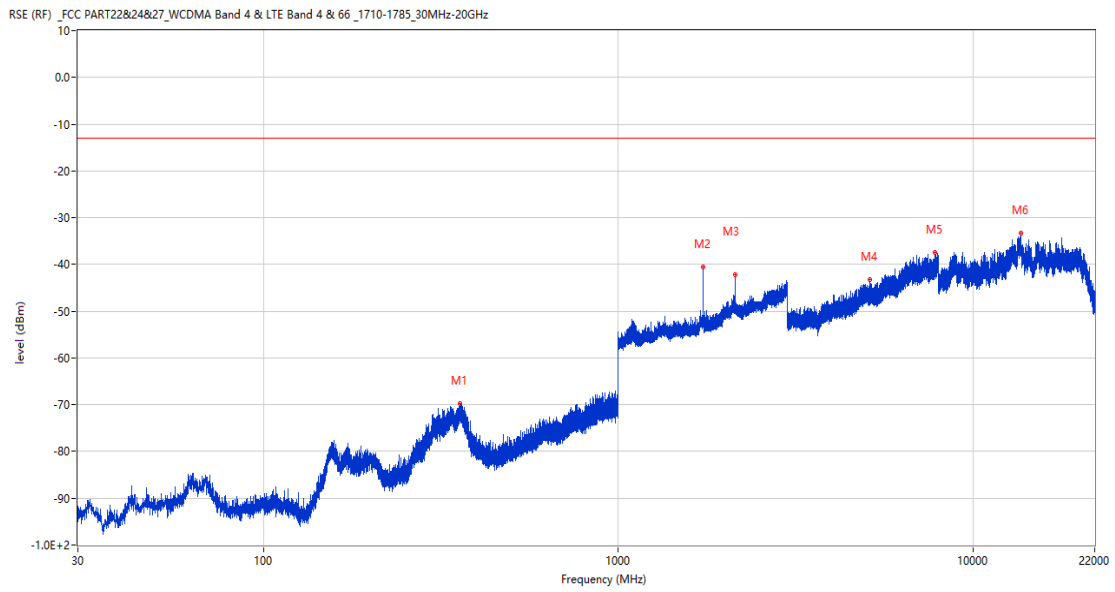
RSE-V&H LTE Band 4 BW1.4 CH20175



Frequency (MHz)	Result (dBm)	Factor (dB)	PK Limit (dBm)	Margin (dB)	Table (o)	ANT	EUT	Verdict
161.678	-79.35	-18.22	-13.0	66.35	93.00	Vertical	Horizontal	Pass
1732.000	-44.32	2.44	-13.0	31.32	155.00	Vertical	Horizontal	N/A
2989.700	-43.66	10.85	-13.0	30.66	0.00	Vertical	Horizontal	Pass
5186.000	-41.69	12.40	-13.0	28.69	203.00	Vertical	Horizontal	Pass
7965.750	-36.85	18.05	-13.0	23.85	360.00	Vertical	Horizontal	Pass
13554.750	-33.74	25.19	-13.0	20.74	138.00	Vertical	Horizontal	Pass

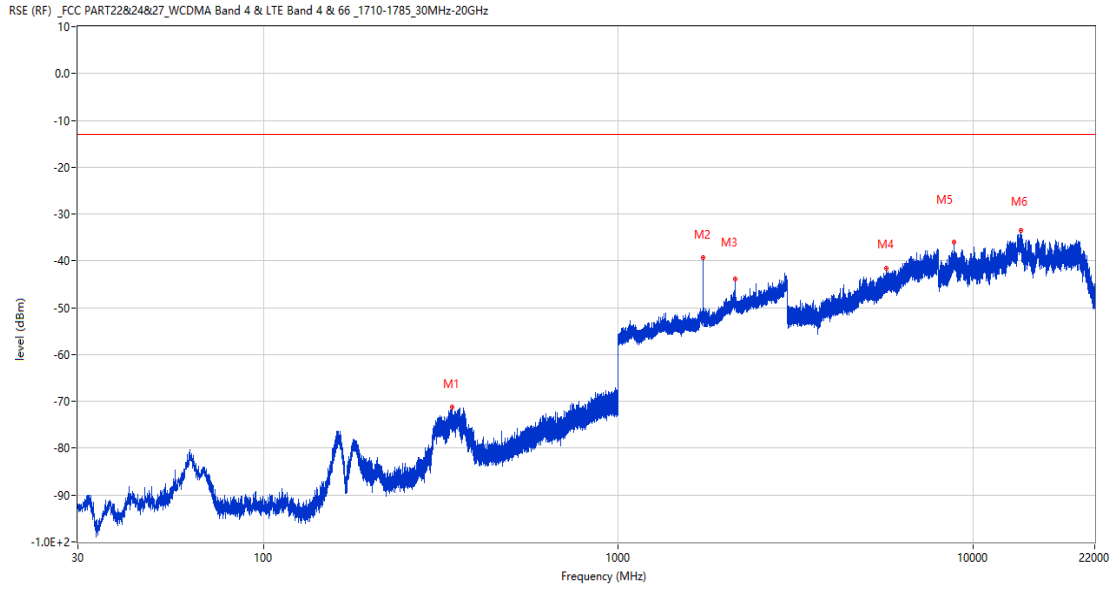
9.2 LTE Band 4 BW3, Middle Channel

RSE-H&H LTE Band 4 BW3 CH20175



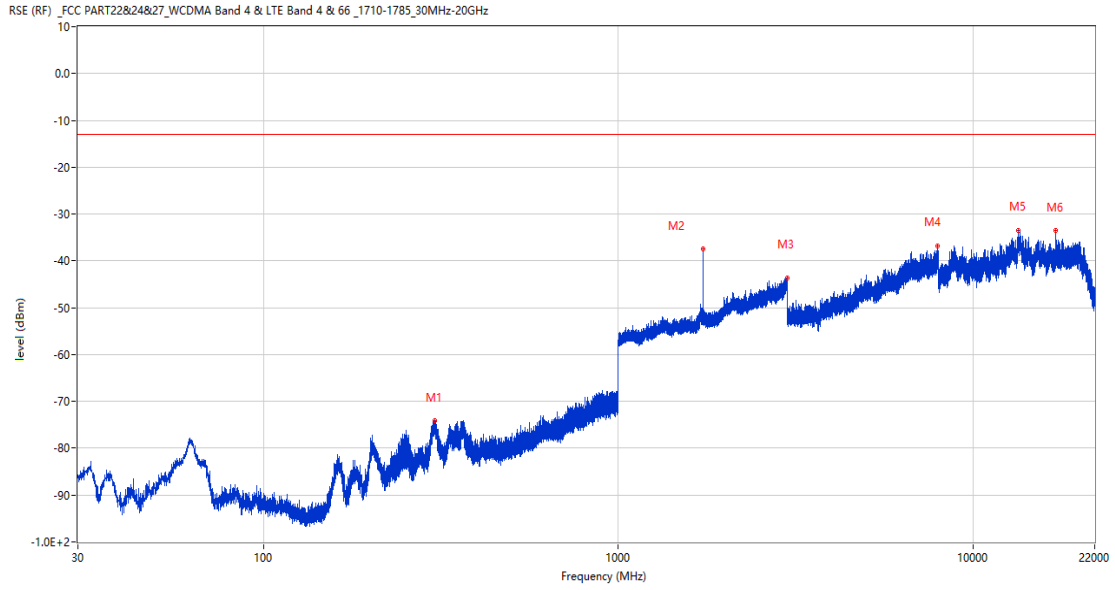
Frequency (MHz)	Result (dBm)	Factor (dB)	PK Limit (dBm)	Margin (dB)	Table (o)	ANT	EUT	Verdict
357.860	-69.71	-10.03	-13.0	56.71	121.00	Horizontal	Horizontal	Pass
1732.100	-40.61	2.45	-13.0	27.61	41.00	Horizontal	Horizontal	N/A
2133.800	-42.19	4.89	-13.0	29.19	308.00	Horizontal	Horizontal	N/A
5108.000	-43.24	12.27	-13.0	30.24	0.00	Horizontal	Horizontal	Pass
7798.750	-37.41	18.13	-13.0	24.41	0.00	Horizontal	Horizontal	Pass
13611.175	-33.27	24.86	-13.0	20.27	151.00	Horizontal	Horizontal	Pass

RSE-H&V LTE Band 4 BW3 CH20175



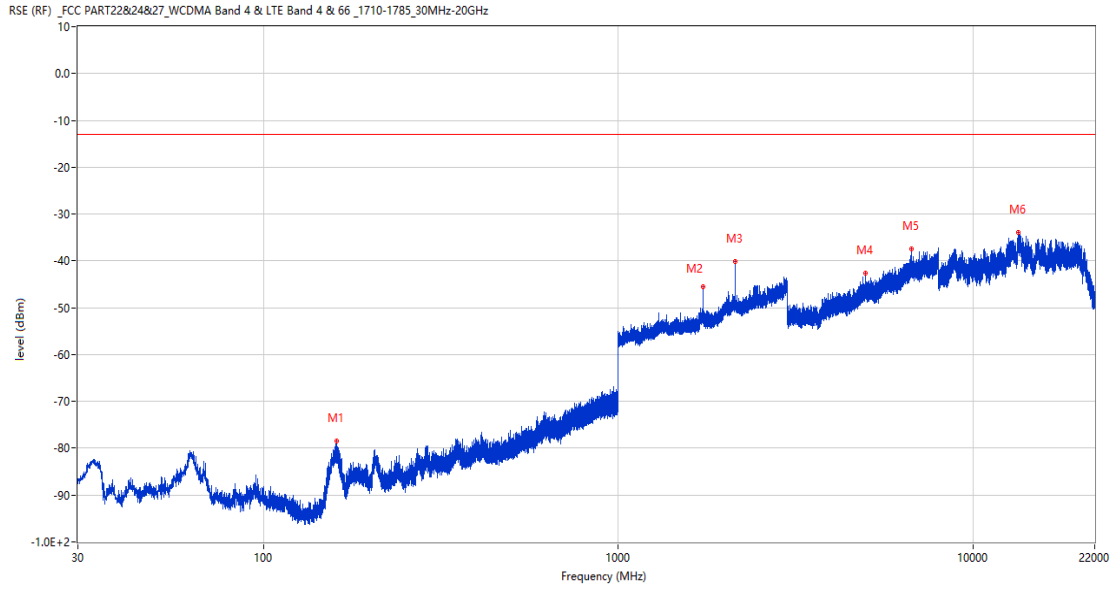
Frequency (MHz)	Result (dBm)	Factor (dB)	PK Limit (dBm)	Margin (dB)	Table (o)	ANT	EUT	Verdict
340.254	-71.26	-10.05	-13.0	58.26	117.00	Horizontal	Vertical	Pass
1732.200	-39.26	2.45	-13.0	26.26	38.00	Horizontal	Vertical	N/A
2133.700	-43.78	4.88	-13.0	30.78	111.00	Horizontal	Vertical	N/A
5682.000	-41.53	13.74	-13.0	28.53	93.00	Horizontal	Vertical	Pass
8854.762	-36.06	20.30	-13.0	23.06	312.00	Horizontal	Vertical	Pass
13629.213	-33.49	24.85	-13.0	20.49	1.00	Horizontal	Vertical	Pass

RSE-V&V LTE Band 4 BW3 CH20175



Frequency (MHz)	Result (dBm)	Factor (dB)	PK Limit (dBm)	Margin (dB)	Table (o)	ANT	EUT	Verdict
304.704	-74.12	-11.68	-13.0	61.12	361.00	Vertical	Vertical	Pass
1732.100	-37.45	2.45	-13.0	24.45	166.00	Vertical	Vertical	N/A
2999.100	-43.74	10.75	-13.0	30.74	355.00	Vertical	Vertical	Pass
7936.250	-36.72	18.91	-13.0	23.72	301.00	Vertical	Vertical	Pass
13369.287	-33.41	24.66	-13.0	20.41	109.00	Vertical	Vertical	Pass
17095.187	-33.58	23.56	-13.0	20.58	203.00	Vertical	Vertical	Pass

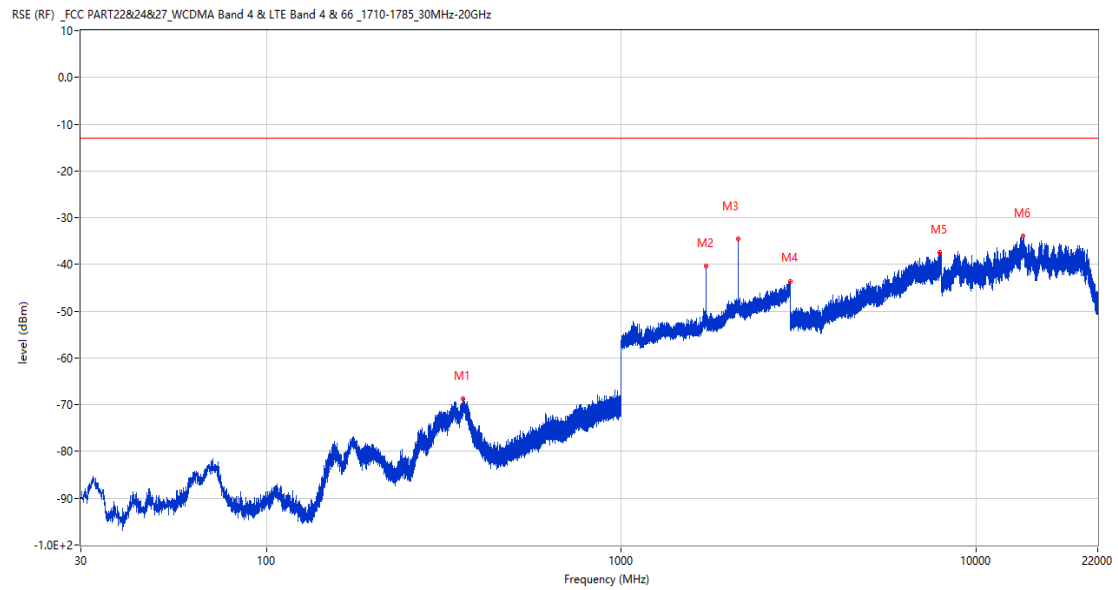
RSE-V&H LTE Band 4 BW3 CH20175



Frequency (MHz)	Result (dBm)	Factor (dB)	PK Limit (dBm)	Margin (dB)	Table (o)	ANT	EUT	Verdict
160.368	-78.51	-18.21	-13.0	65.51	91.00	Vertical	Horizontal	Pass
1732.000	-45.62	2.45	-13.0	32.62	224.00	Vertical	Horizontal	N/A
2133.400	-40.19	4.86	-13.0	27.19	144.00	Vertical	Horizontal	N/A
4982.250	-42.65	13.28	-13.0	29.65	114.00	Vertical	Horizontal	Pass
6699.750	-37.54	16.87	-13.0	24.54	169.00	Vertical	Horizontal	Pass
13369.750	-33.90	24.66	-13.0	20.90	199.00	Vertical	Horizontal	Pass

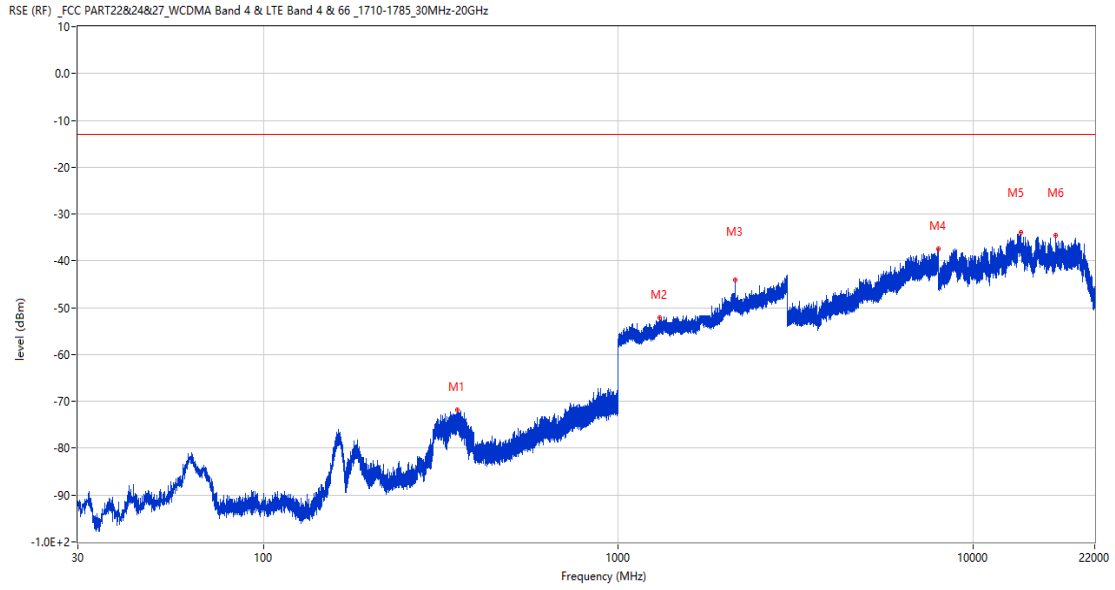
9.3 LTE Band 4 BW5, Middle Channel

RSE-H&H LTE Band 4 BW5 CH20175



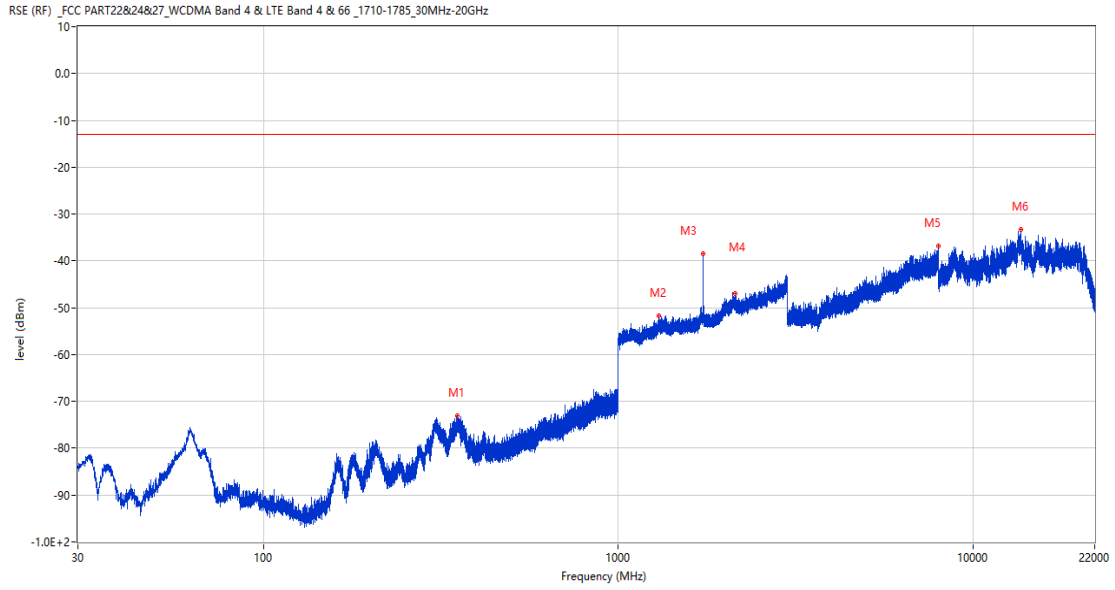
Frequency (MHz)	Result (dBm)	Factor (dB)	PK Limit (dBm)	Margin (dB)	Table (o)	ANT	EUT	Verdict
358.345	-68.75	-10.11	-13.0	55.75	111.00	Horizontal	Horizontal	Pass
1731.300	-40.40	2.46	-13.0	27.40	47.00	Horizontal	Horizontal	N/A
2134.900	-34.46	5.06	-13.0	21.46	114.00	Horizontal	Horizontal	N/A
2991.700	-43.57	10.89	-13.0	30.57	317.00	Horizontal	Horizontal	Pass
7907.750	-37.37	18.04	-13.0	24.37	0.00	Horizontal	Horizontal	Pass
13545.962	-33.90	25.12	-13.0	20.90	181.00	Horizontal	Horizontal	Pass

RSE-H&V LTE Band 4 BW5 CH20175



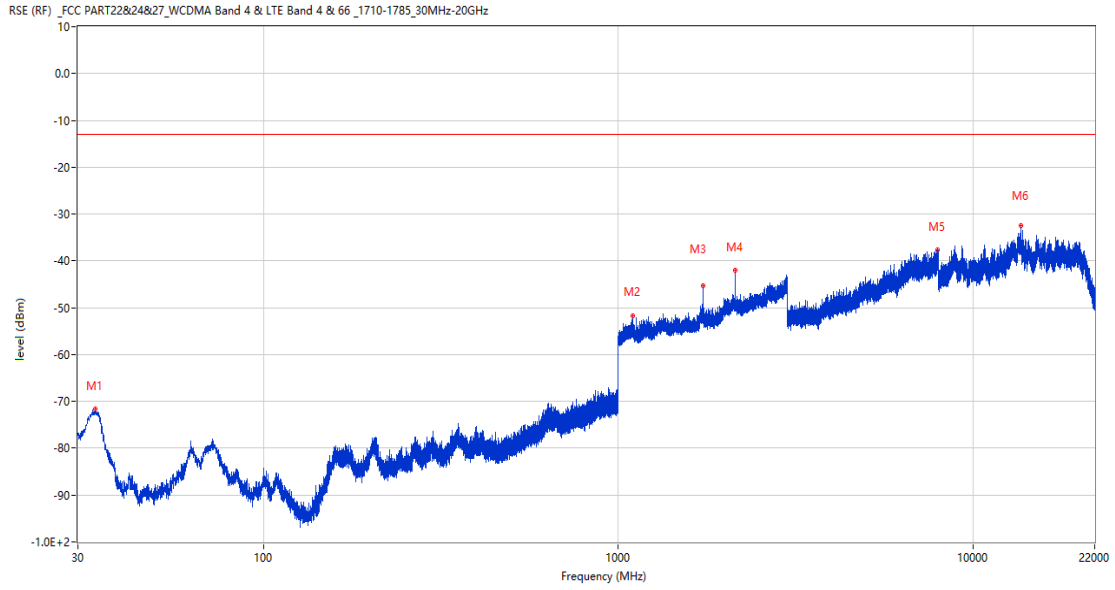
Frequency (MHz)	Result (dBm)	Factor (dB)	PK Limit (dBm)	Margin (dB)	Table (o)	ANT	EUT	Verdict
352.719	-71.81	-9.88	-13.0	58.81	139.00	Horizontal	Vertical	Pass
1310.900	-52.24	0.52	-13.0	39.24	0.00	Horizontal	Vertical	Pass
2131.400	-44.08	4.82	-13.0	31.08	274.00	Horizontal	Vertical	N/A
7980.750	-37.44	18.11	-13.0	24.44	226.00	Horizontal	Vertical	Pass
13645.862	-33.98	24.83	-13.0	20.98	204.00	Horizontal	Vertical	Pass
17108.137	-34.58	23.65	-13.0	21.58	260.00	Horizontal	Vertical	Pass

RSE-V&V LTE Band 4 BW5 CH20175



Frequency (MHz)	Result (dBm)	Factor (dB)	PK Limit (dBm)	Margin (dB)	Table (o)	ANT	EUT	Verdict
352.185	-73.15	-9.84	-13.0	60.15	351.00	Vertical	Vertical	Pass
1297.700	-51.72	0.73	-13.0	38.72	56.00	Vertical	Vertical	Pass
1731.100	-38.55	2.46	-13.0	25.55	37.00	Vertical	Vertical	N/A
2131.800	-46.99	4.90	-13.0	33.99	174.00	Vertical	Vertical	N/A
8000.000	-36.86	19.04	-13.0	23.86	138.00	Vertical	Vertical	Pass
13641.238	-33.31	24.84	-13.0	20.31	205.00	Vertical	Vertical	Pass

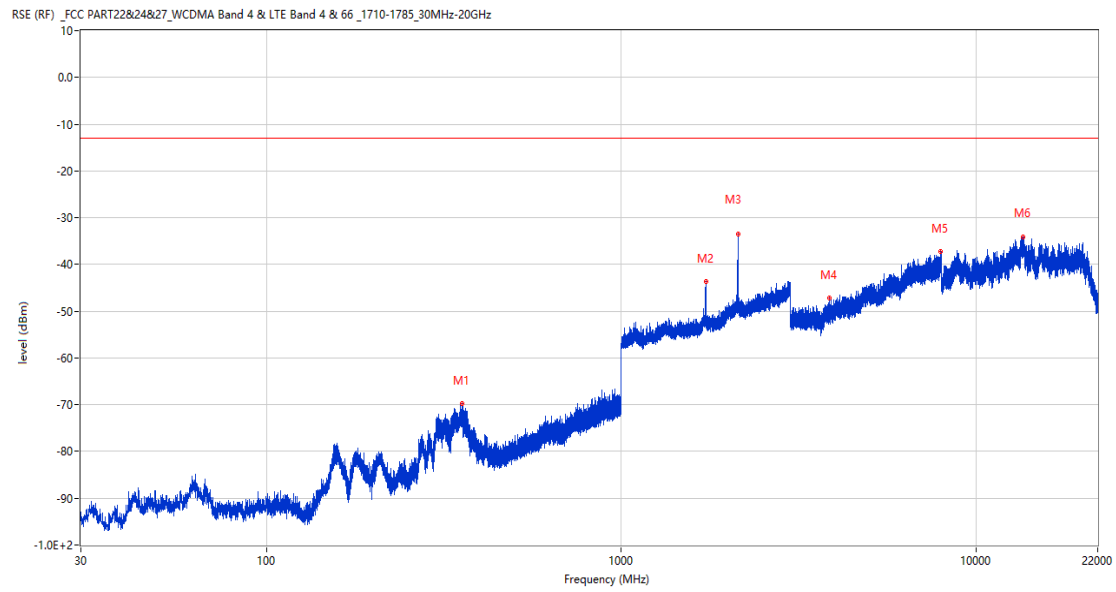
RSE-V&H LTE Band 4 BW5 CH20175



Frequency (MHz)	Result (dBm)	Factor (dB)	PK Limit (dBm)	Margin (dB)	Table (o)	ANT	EUT	Verdict
33.492	-71.70	-23.71	-13.0	58.70	280.00	Vertical	Horizontal	Pass
1096.800	-51.65	-0.69	-13.0	38.65	355.00	Vertical	Horizontal	Pass
1731.300	-45.31	2.46	-13.0	32.31	48.00	Vertical	Horizontal	N/A
2133.100	-41.95	4.87	-13.0	28.95	146.00	Vertical	Horizontal	N/A
7930.750	-37.75	18.76	-13.0	24.75	241.00	Vertical	Horizontal	Pass
13612.100	-32.52	24.86	-13.0	19.52	324.00	Vertical	Horizontal	Pass

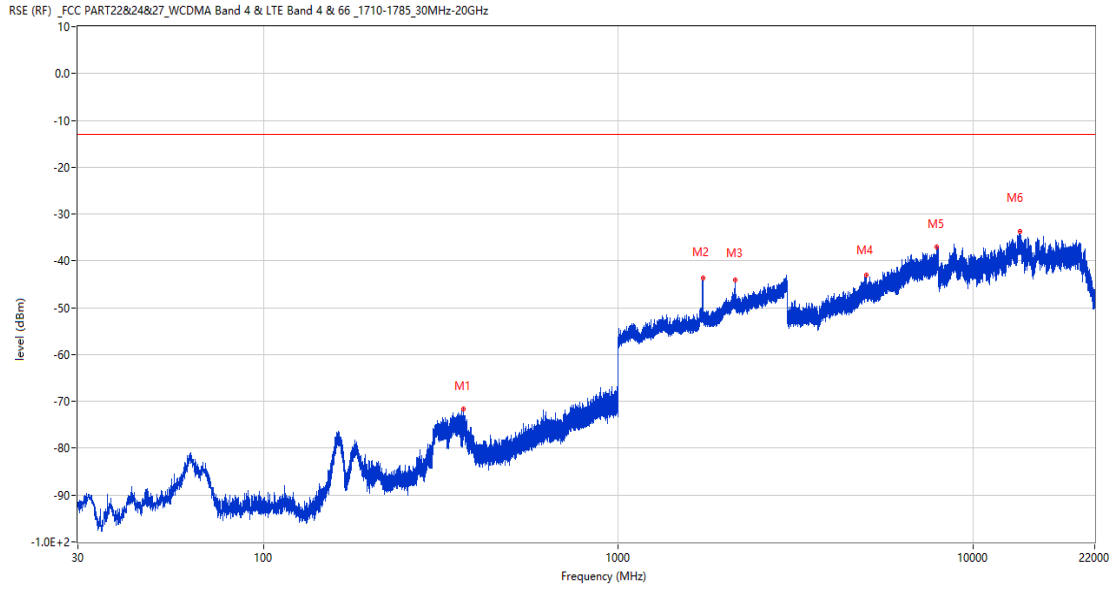
9.4 LTE Band 4 BW10, Middle Channel

RSE-H&H LTE Band 4 BW10 CH20175



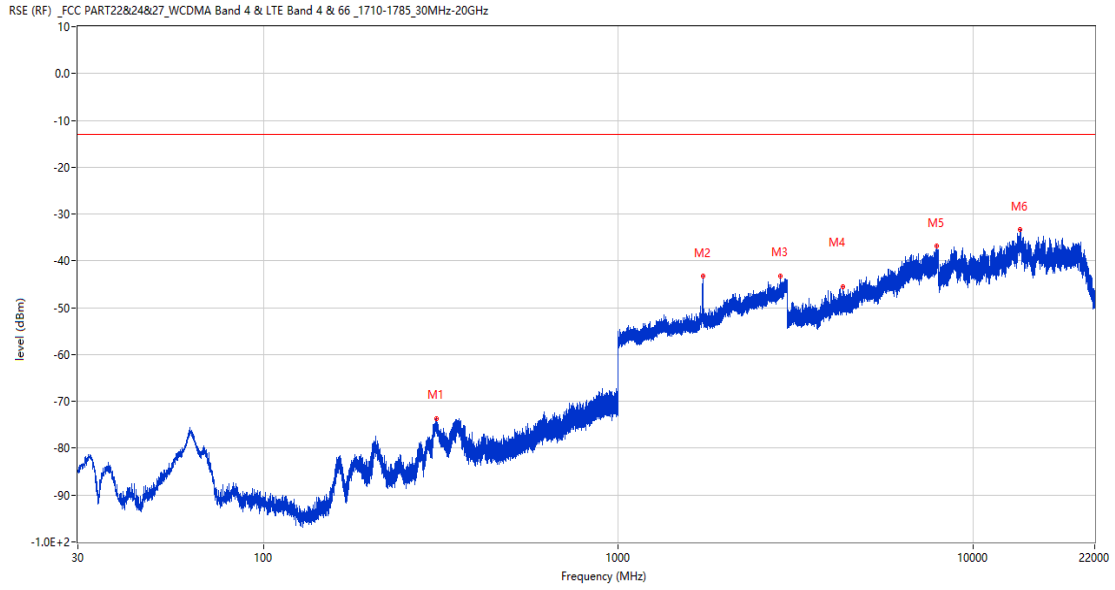
Frequency (MHz)	Result (dBm)	Factor (dB)	PK Limit (dBm)	Margin (dB)	Table (o)	ANT	EUT	Verdict
355.386	-69.72	-9.86	-13.0	56.72	105.00	Horizontal	Horizontal	Pass
1728.700	-43.63	2.49	-13.0	30.63	103.00	Horizontal	Horizontal	N/A
2136.700	-33.56	5.07	-13.0	20.56	279.00	Horizontal	Horizontal	N/A
3859.750	-47.14	9.69	-13.0	34.14	130.00	Horizontal	Horizontal	Pass
7927.750	-37.32	18.51	-13.0	24.32	43.00	Horizontal	Horizontal	Pass
13575.099	-34.17	25.04	-13.0	21.17	63.00	Horizontal	Horizontal	Pass

RSE-H&V LTE Band 4 BW10 CH20175



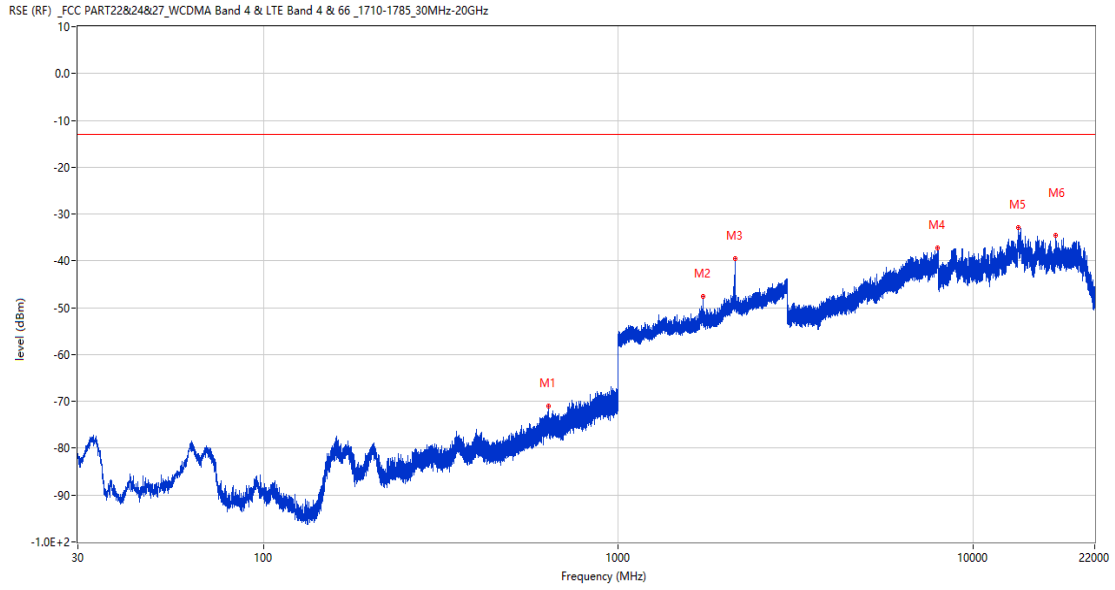
Frequency (MHz)	Result (dBm)	Factor (dB)	PK Limit (dBm)	Margin (dB)	Table (o)	ANT	EUT	Verdict
365.523	-71.71	-10.10	-13.0	58.71	112.00	Horizontal	Vertical	Pass
1728.600	-43.66	2.49	-13.0	30.66	42.00	Horizontal	Vertical	N/A
2131.300	-44.11	4.80	-13.0	31.11	285.00	Horizontal	Vertical	N/A
4990.500	-43.00	13.11	-13.0	30.00	18.00	Horizontal	Vertical	Pass
7868.500	-37.02	17.91	-13.0	24.02	151.00	Horizontal	Vertical	Pass
13567.237	-33.70	25.10	-13.0	20.70	3.00	Horizontal	Vertical	Pass

RSE-V&H LTE Band 4 BW10 CH20175



Frequency (MHz)	Result (dBm)	Factor (dB)	PK Limit (dBm)	Margin (dB)	Table (o)	ANT	EUT	Verdict
306.886	-73.59	-11.73	-13.0	60.59	6.00	Vertical	Vertical	Pass
1729.000	-43.18	2.48	-13.0	30.18	26.00	Vertical	Vertical	N/A
2865.700	-43.15	9.61	-13.0	30.15	20.00	Vertical	Vertical	Pass
4302.750	-45.57	10.78	-13.0	32.57	29.00	Vertical	Vertical	Pass
7889.000	-36.80	17.76	-13.0	23.80	50.00	Vertical	Vertical	Pass
13563.537	-33.26	25.13	-13.0	20.26	179.00	Vertical	Vertical	Pass

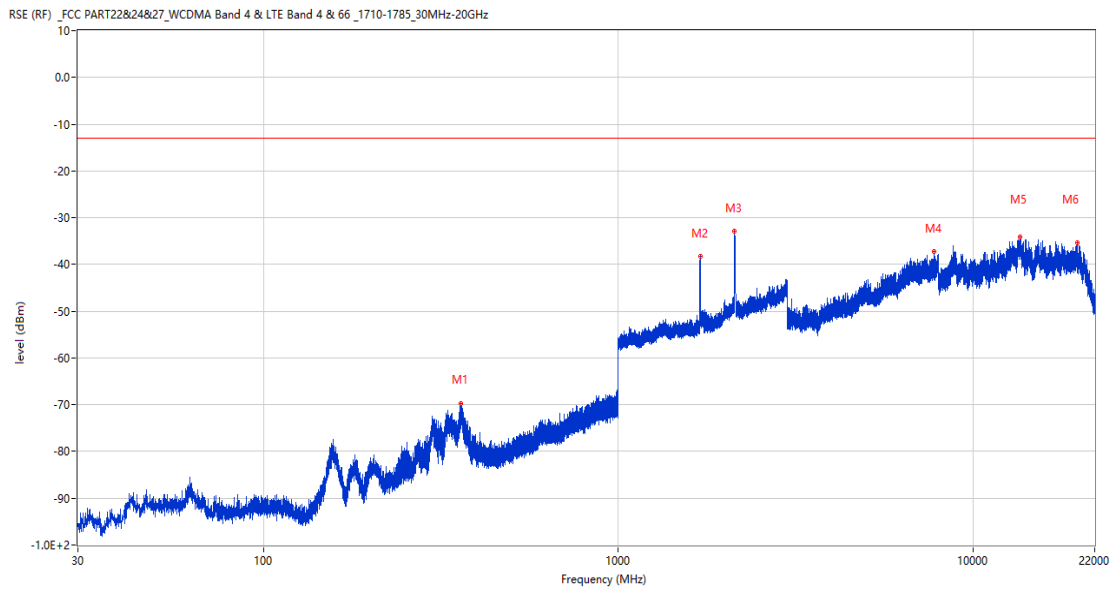
RSE-V&V LTE Band 4 BW10 CH20175



Frequency (MHz)	Result (dBm)	Factor (dB)	PK Limit (dBm)	Margin (dB)	Table (o)	ANT	EUT	Verdict
636.007	-70.93	-3.16	-13.0	57.93	331.00	Vertical	Horizontal	Pass
1729.100	-47.59	2.48	-13.0	34.59	138.00	Vertical	Horizontal	N/A
2131.300	-39.50	4.80	-13.0	26.50	150.00	Vertical	Horizontal	N/A
7927.000	-37.16	18.44	-13.0	24.16	277.00	Vertical	Horizontal	Pass
13395.188	-32.98	24.82	-13.0	19.98	360.00	Vertical	Horizontal	Pass
17103.974	-34.50	23.66	-13.0	21.50	273.00	Vertical	Horizontal	Pass

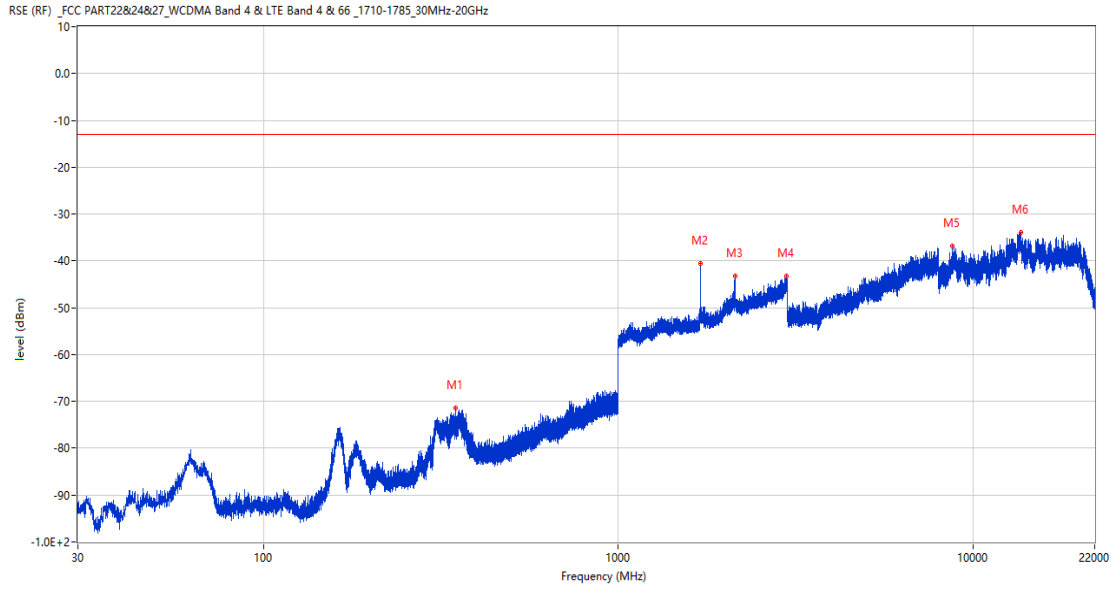
9.5 LTE Band 4 BW15, Middle Channel

RSE-H&H LTE Band 4 BW15 CH20175



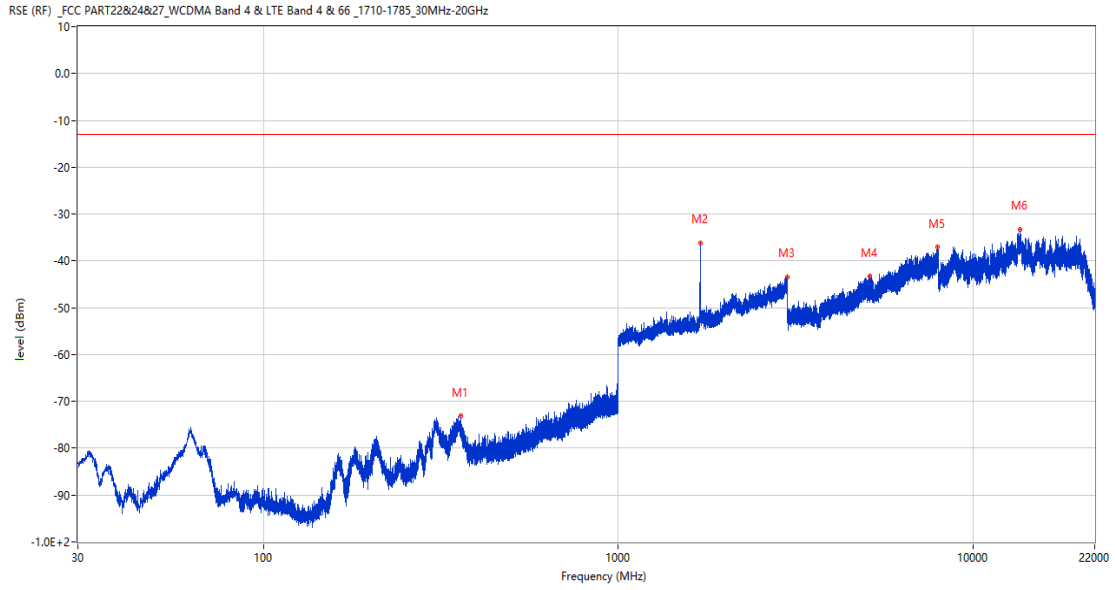
Frequency (MHz)	Result (dBm)	Factor (dB)	PK Limit (dBm)	Margin (dB)	Table (o)	ANT	EUT	Verdict
359.606	-69.66	-10.22	-13.0	56.66	85.00	Horizontal	Horizontal	Pass
1699.700	-38.37	2.64	-13.0	25.37	39.00	Horizontal	Horizontal	Pass
2128.000	-32.97	4.79	-13.0	19.97	113.00	Horizontal	Horizontal	N/A
7772.250	-37.28	18.01	-13.0	24.28	277.00	Horizontal	Horizontal	Pass
13553.362	-34.19	25.20	-13.0	21.19	135.00	Horizontal	Horizontal	Pass
19605.176	-35.44	21.48	-13.0	22.44	360.00	Horizontal	Horizontal	Pass

RSE-H&V LTE Band 4 BW15 CH20175



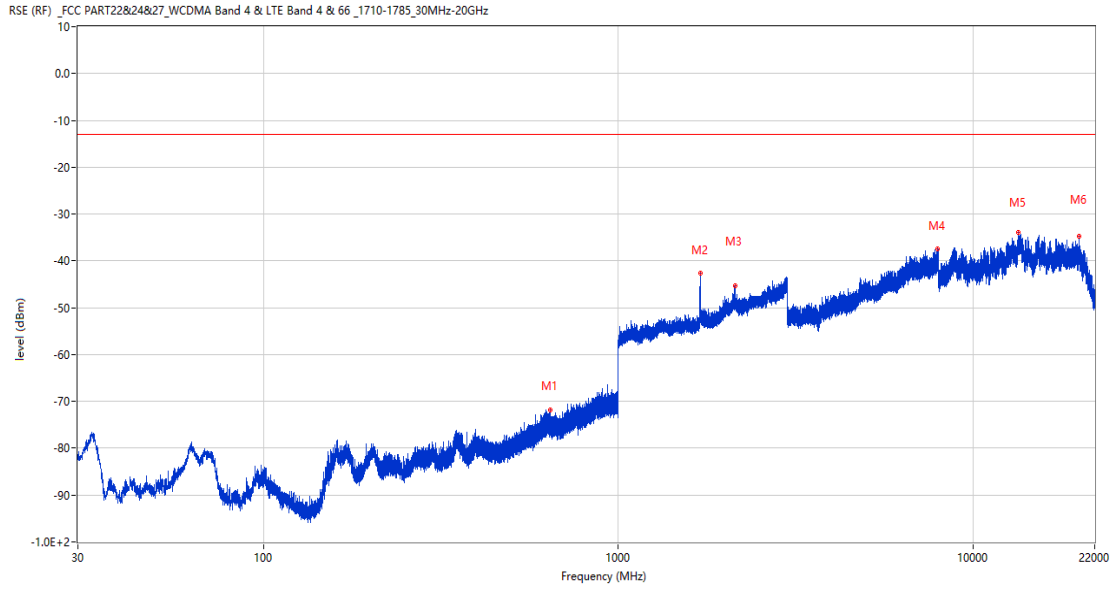
Frequency (MHz)	Result (dBm)	Factor (dB)	PK Limit (dBm)	Margin (dB)	Table (o)	ANT	EUT	Verdict
347.626	-71.34	-9.84	-13.0	58.34	146.00	Horizontal	Vertical	Pass
1700.200	-40.55	2.78	-13.0	27.55	37.00	Horizontal	Vertical	N/A
2136.100	-43.25	5.02	-13.0	30.25	282.00	Horizontal	Vertical	N/A
2973.000	-43.29	11.73	-13.0	30.29	1.00	Horizontal	Vertical	Pass
8712.263	-36.78	19.28	-13.0	23.78	185.00	Horizontal	Vertical	Pass
13593.600	-34.00	24.91	-13.0	21.00	1.00	Horizontal	Vertical	Pass

RSE-V&V LTE Band 4 BW15 CH20175



Frequency (MHz)	Result (dBm)	Factor (dB)	PK Limit (dBm)	Margin (dB)	Table (o)	ANT	EUT	Verdict
358.975	-73.05	-10.21	-13.0	60.05	1.00	Vertical	Vertical	Pass
1700.200	-36.10	2.78	-13.0	23.10	289.00	Vertical	Vertical	N/A
2991.000	-43.43	10.88	-13.0	30.43	240.00	Vertical	Vertical	Pass
5117.250	-43.18	12.27	-13.0	30.18	160.00	Vertical	Vertical	Pass
7933.500	-37.03	18.78	-13.0	24.03	268.00	Vertical	Vertical	Pass
13564.463	-33.20	25.12	-13.0	20.20	90.00	Vertical	Vertical	Pass

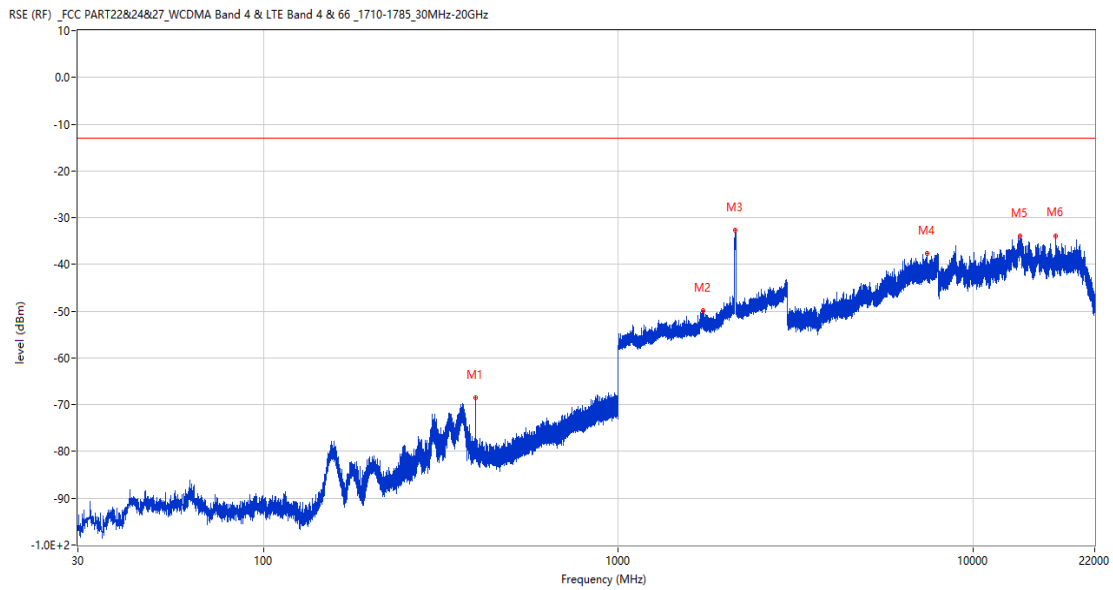
RSE-V&H LTE Band 4 BW15 CH20175



Frequency (MHz)	Result (dBm)	Factor (dB)	PK Limit (dBm)	Margin (dB)	Table (o)	ANT	EUT	Verdict
643.670	-71.74	-3.15	-13.0	58.74	92.00	Vertical	Horizontal	Pass
1700.700	-42.56	2.77	-13.0	29.56	174.00	Vertical	Horizontal	N/A
2131.300	-45.37	4.80	-13.0	32.37	296.00	Vertical	Horizontal	N/A
7938.500	-37.54	18.94	-13.0	24.54	19.00	Vertical	Horizontal	Pass
13398.887	-33.96	24.84	-13.0	20.96	226.00	Vertical	Horizontal	Pass
19872.037	-34.68	21.55	-13.0	21.68	17.00	Vertical	Horizontal	Pass

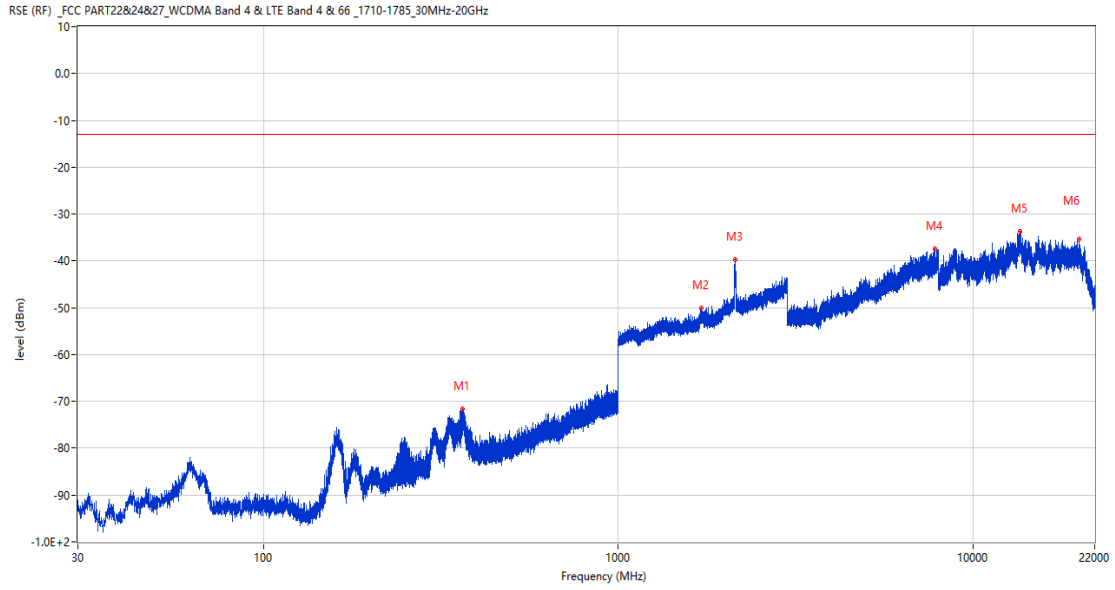
9.6 LTE Band 4 BW20, Middle Channel

RSE-H&H LTE Band 4 BW20 CH20175



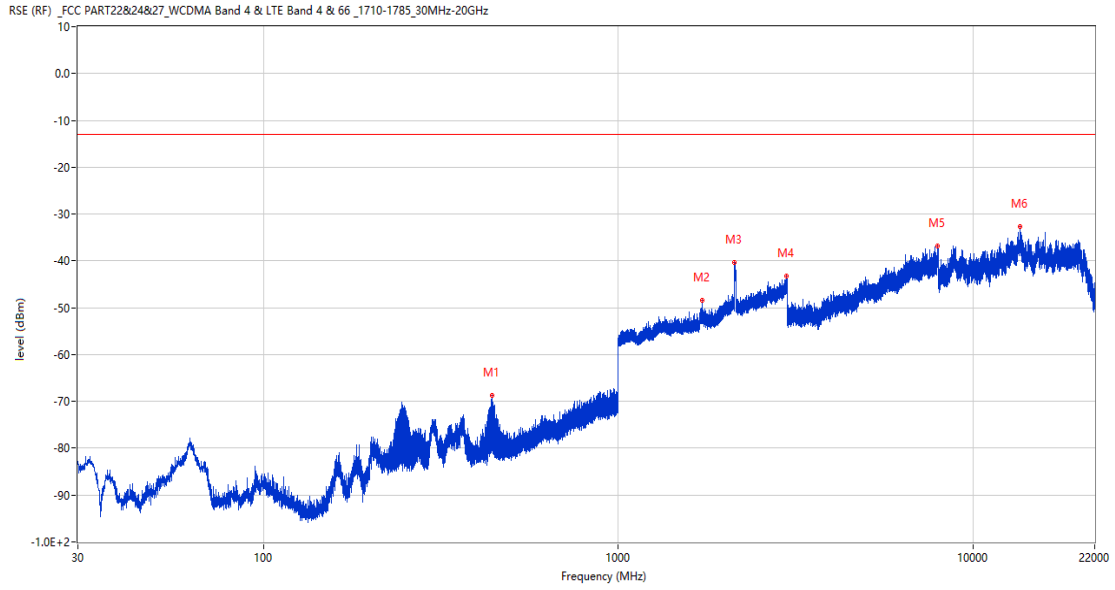
Frequency (MHz)	Result (dBm)	Factor (dB)	PK Limit (dBm)	Margin (dB)	Table (o)	ANT	EUT	Verdict
397.048	-68.54	-8.67	-13.0	55.54	104.00	Horizontal	Horizontal	Pass
1735.100	-49.90	2.42	-13.0	36.90	78.00	Horizontal	Horizontal	N/A
2138.200	-32.61	5.04	-13.0	19.61	266.00	Horizontal	Horizontal	N/A
7405.750	-37.57	17.97	-13.0	24.57	215.00	Horizontal	Horizontal	Pass
13551.974	-33.99	25.21	-13.0	20.99	226.00	Horizontal	Horizontal	Pass
17102.588	-33.83	23.66	-13.0	20.83	360.00	Horizontal	Horizontal	Pass

RSE-H&V LTE Band 4 BW20 CH20175



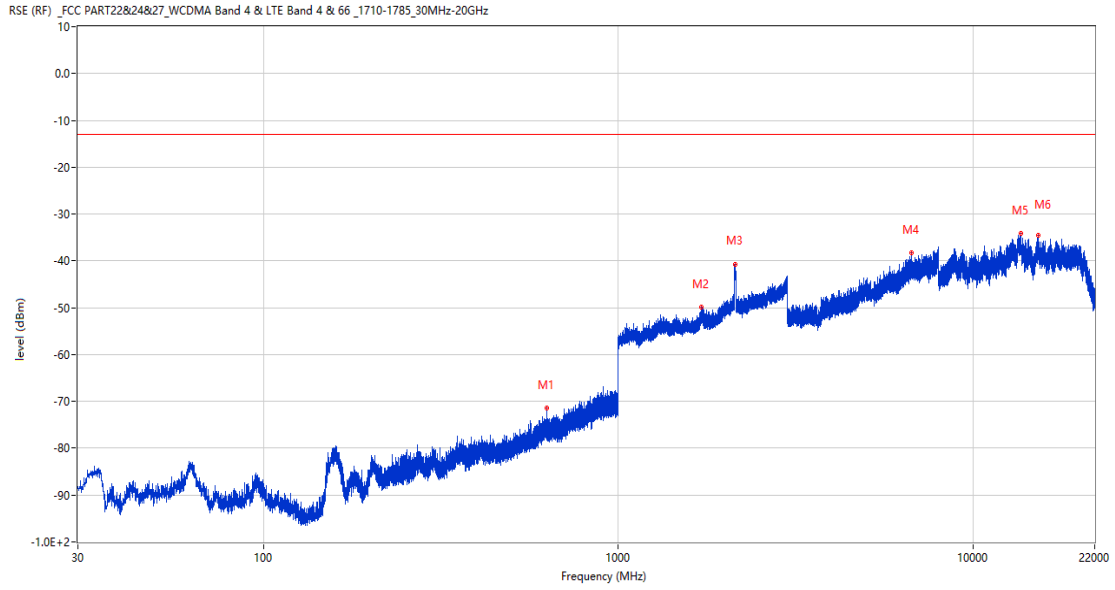
Frequency (MHz)	Result (dBm)	Factor (dB)	PK Limit (dBm)	Margin (dB)	Table (o)	ANT	EUT	Verdict
364.602	-71.56	-10.16	-13.0	58.56	98.00	Horizontal	Vertical	Pass
1713.800	-50.08	2.64	-13.0	37.08	200.00	Horizontal	Vertical	N/A
2133.000	-39.65	4.87	-13.0	26.65	231.00	Horizontal	Vertical	N/A
7801.000	-37.49	18.17	-13.0	24.49	104.00	Horizontal	Vertical	Pass
13567.237	-33.77	25.10	-13.0	20.77	360.00	Horizontal	Vertical	Pass
19847.989	-35.43	21.54	-13.0	22.43	360.00	Horizontal	Vertical	Pass

RSE-V&V LTE Band 4 BW20 CH20175



Frequency (MHz)	Result (dBm)	Factor (dB)	PK Limit (dBm)	Margin (dB)	Table (o)	ANT	EUT	Verdict
441.814	-68.76	-8.28	-13.0	55.76	267.00	Vertical	Vertical	Pass
1722.500	-48.41	2.55	-13.0	35.41	214.00	Vertical	Vertical	N/A
2127.000	-40.40	4.76	-13.0	27.40	147.00	Vertical	Vertical	N/A
2982.100	-43.27	11.14	-13.0	30.27	269.00	Vertical	Vertical	Pass
7940.250	-36.86	18.98	-13.0	23.86	95.00	Vertical	Vertical	Pass
13558.912	-32.66	25.16	-13.0	19.66	64.00	Vertical	Vertical	Pass

RSE-V&H LTE Band 4 BW20 CH20175

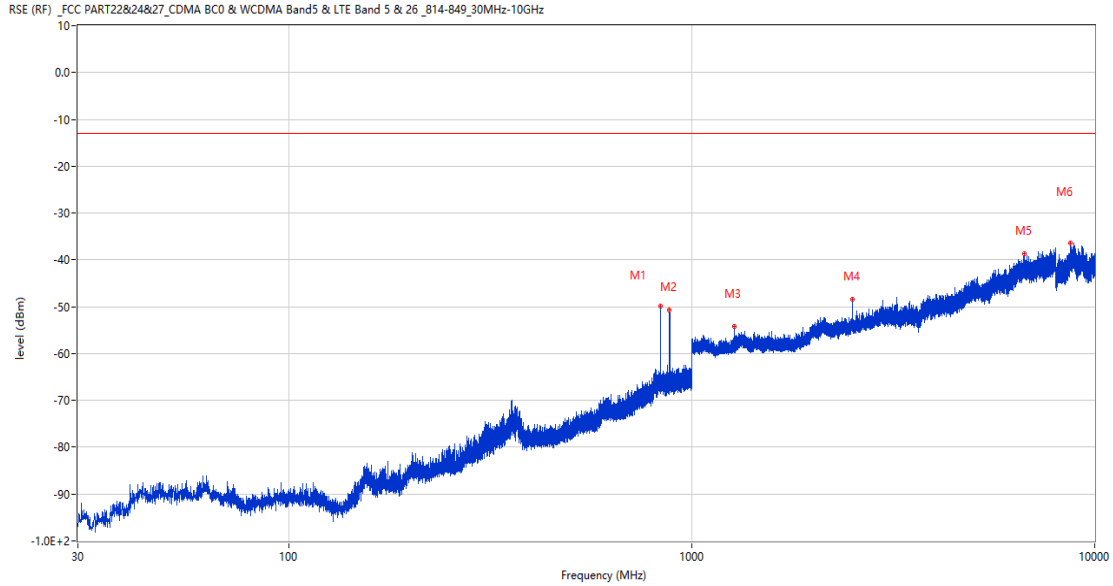


Frequency (MHz)	Result (dBm)	Factor (dB)	PK Limit (dBm)	Margin (dB)	Table (o)	ANT	EUT	Verdict
629.314	-71.43	-3.20	-13.0	58.43	2.00	Vertical	Horizontal	Pass
1717.900	-49.94	2.60	-13.0	36.94	126.00	Vertical	Horizontal	N/A
2137.700	-40.68	5.04	-13.0	27.68	144.00	Vertical	Horizontal	N/A
6687.000	-38.19	17.07	-13.0	25.19	0.00	Vertical	Horizontal	Pass
13592.674	-34.19	24.92	-13.0	21.19	3.00	Vertical	Horizontal	Pass
15229.463	-34.62	23.42	-13.0	21.62	3.00	Vertical	Horizontal	Pass

10 LTE Band 5

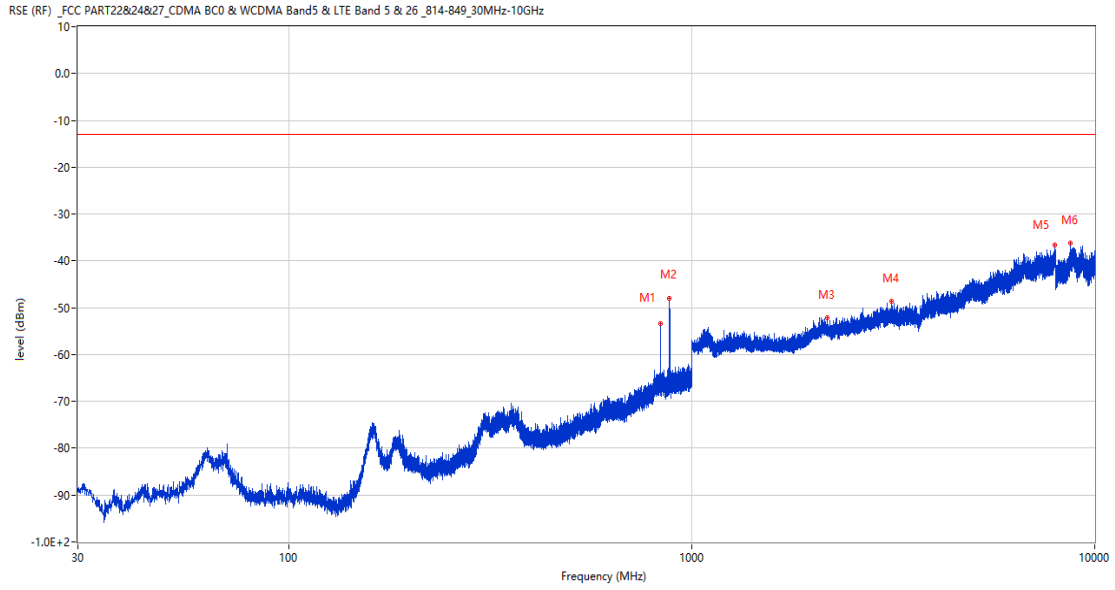
10.1 LTE Band 5 BW1.4, Middle Channel

RSE-H&H LTE Band 5 BW1.4 CH20525



Frequency (MHz)	Result (dBm)	Factor (dB)	PK Limit (dBm)	Margin (dB)	Table (o)	ANT	EUT	Verdict
836.070	-49.92	7.12	-13.0	36.92	194.00	Horizontal	Horizontal	N/A
881.708	-50.75	6.76	-13.0	37.75	316.00	Horizontal	Horizontal	N/A
1273.200	-54.21	-3.61	-13.0	41.21	91.00	Horizontal	Horizontal	Pass
2509.600	-48.35	1.50	-13.0	35.35	315.00	Horizontal	Horizontal	Pass
6694.000	-38.61	16.99	-13.0	25.61	3.00	Horizontal	Horizontal	Pass
8692.799	-36.39	19.20	-13.0	23.39	153.00	Horizontal	Horizontal	Pass

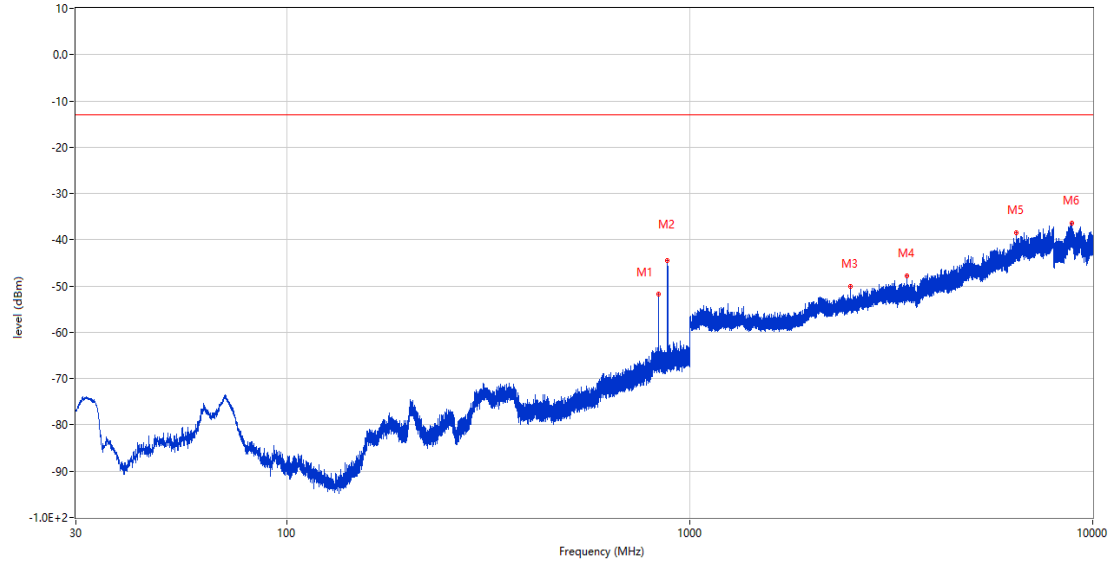
RSE-H&V LTE Band 5 BW1.4 CH20525



Frequency (MHz)	Result (dBm)	Factor (dB)	PK Limit (dBm)	Margin (dB)	Table (o)	ANT	EUT	Verdict
836.119	-53.36	7.12	-13.0	40.36	124.00	Horizontal	Vertical	N/A
881.563	-47.92	6.75	-13.0	34.92	45.00	Horizontal	Vertical	N/A
2170.100	-52.15	-0.08	-13.0	39.15	109.00	Horizontal	Vertical	Pass
3134.000	-48.72	6.96	-13.0	35.72	275.00	Horizontal	Vertical	Pass
7949.000	-36.62	18.67	-13.0	23.62	230.00	Horizontal	Vertical	Pass
8699.400	-36.28	19.40	-13.0	23.28	253.00	Horizontal	Vertical	Pass

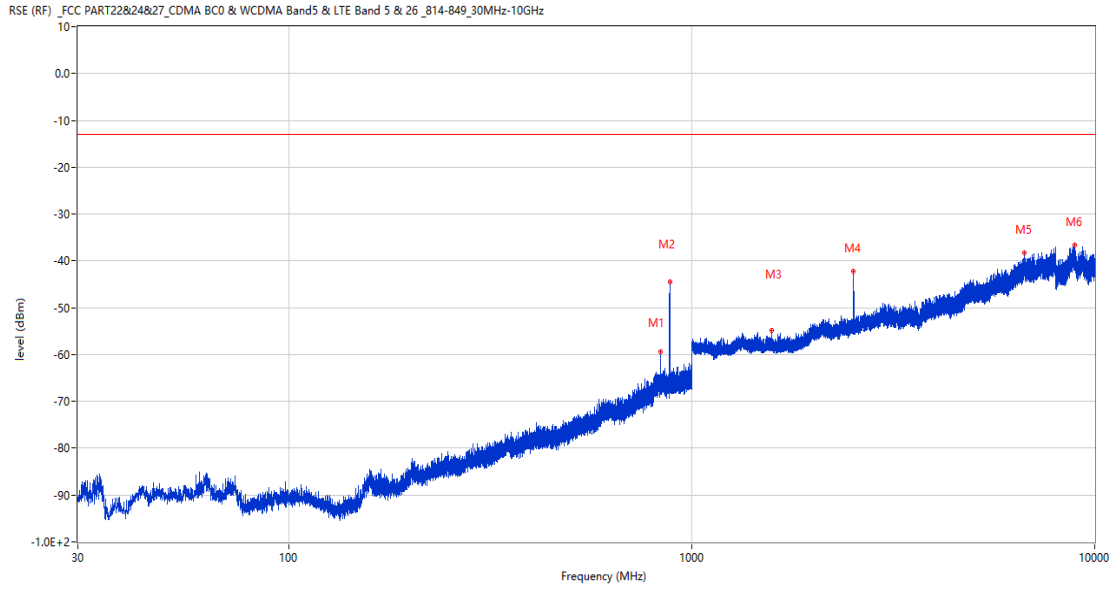
RSE-V&V LTE Band 5 BW1.4 CH20525

RSE (RF) _FCC PART22&24&27_CDMA BC0 & WCDMA Band5 & LTE Band 5 & 26_814-849_30MHz-10GHz



Frequency (MHz)	Result (dBm)	Factor (dB)	PK Limit (dBm)	Margin (dB)	Table (o)	ANT	EUT	Verdict
836.070	-51.70	7.12	-13.0	38.70	28.00	Vertical	Vertical	N/A
881.369	-44.42	6.74	-13.0	31.42	300.00	Vertical	Vertical	N/A
2509.000	-50.11	1.54	-13.0	37.11	221.00	Vertical	Vertical	Pass
3453.750	-47.75	7.16	-13.0	34.75	84.00	Vertical	Vertical	Pass
6468.500	-38.50	16.05	-13.0	25.50	84.00	Vertical	Vertical	Pass
8882.500	-36.48	19.96	-13.0	23.48	3.00	Vertical	Vertical	Pass

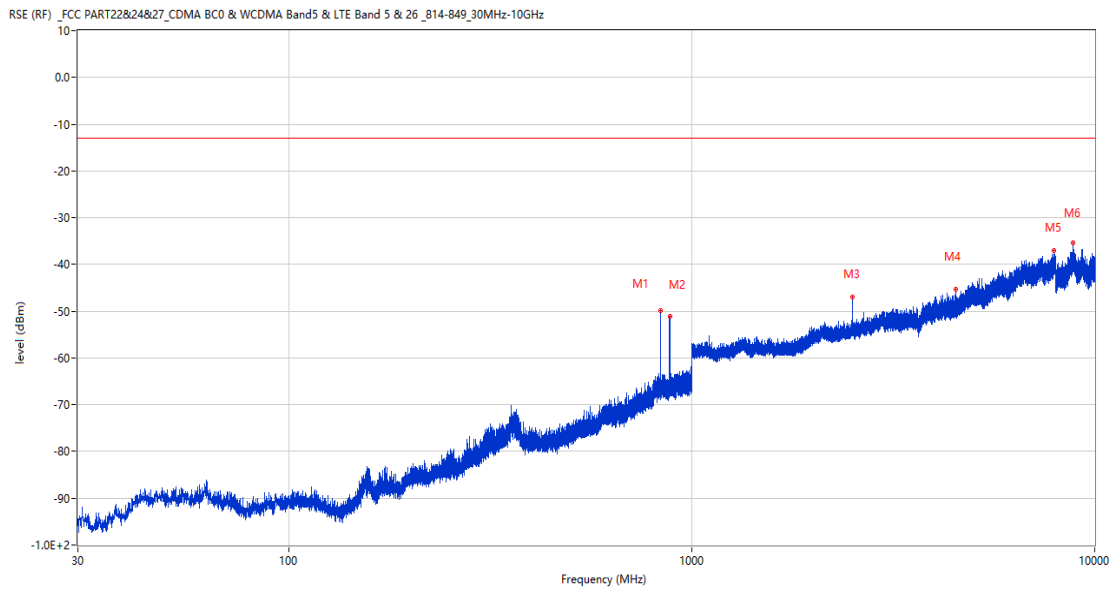
RSE-V&H LTE Band 5 BW1.4 CH20525



Frequency (MHz)	Result (dBm)	Factor (dB)	PK Limit (dBm)	Margin (dB)	Table (o)	ANT	EUT	Verdict
836.022	-59.32	7.12	-13.0	46.32	113.00	Vertical	Horizontal	N/A
881.903	-44.56	6.76	-13.0	31.56	206.00	Vertical	Horizontal	N/A
1581.100	-54.88	-3.38	-13.0	41.88	278.00	Vertical	Horizontal	Pass
2519.200	-42.28	1.14	-13.0	29.28	309.00	Vertical	Horizontal	Pass
6691.250	-38.31	17.05	-13.0	25.31	102.00	Vertical	Horizontal	Pass
8903.800	-36.61	19.73	-13.0	23.61	40.00	Vertical	Horizontal	Pass

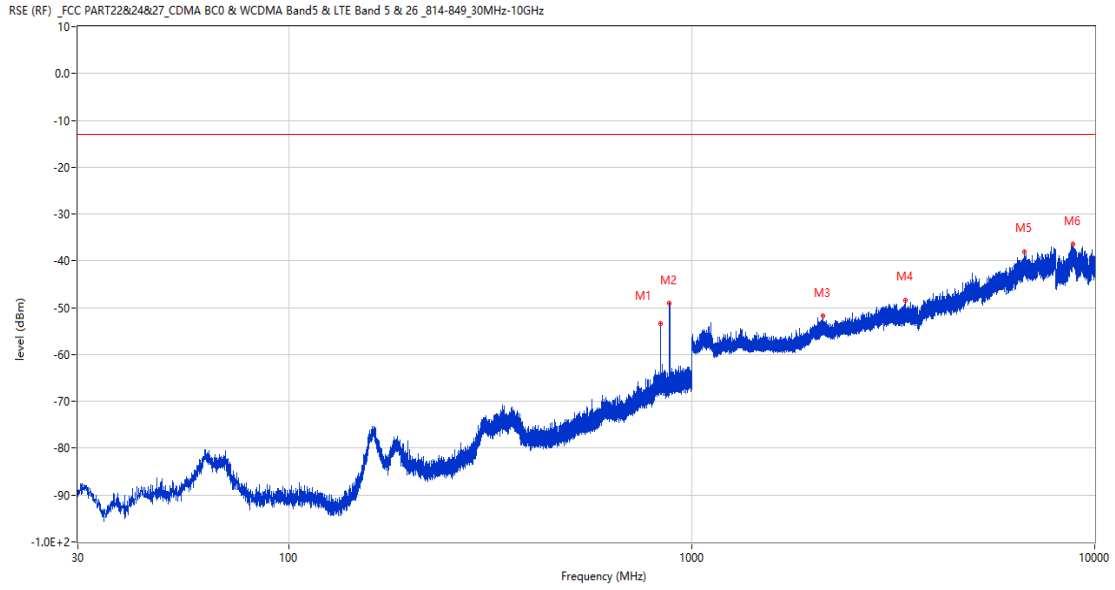
10.2 LTE Band 5 BW3, Middle Channel

RSE-H&H LTE Band 5 BW3 CH20525



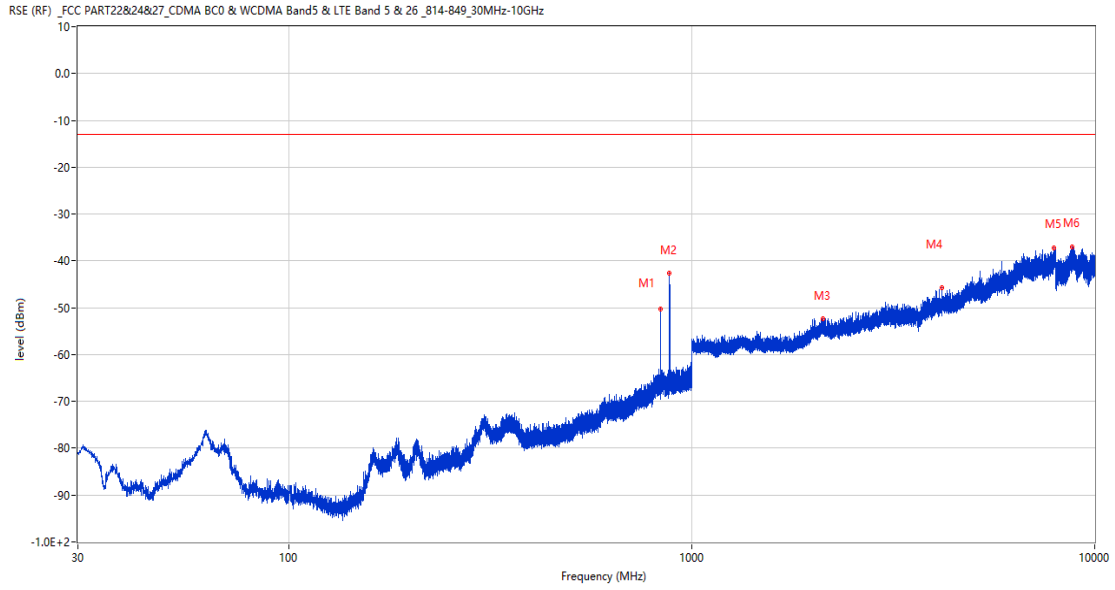
Frequency (MHz)	Result (dBm)	Factor (dB)	PK Limit (dBm)	Margin (dB)	Table (o)	ANT	EUT	Verdict
835.294	-49.85	7.11	-13.0	36.85	200.00	Horizontal	Horizontal	N/A
882.630	-51.04	6.83	-13.0	38.04	307.00	Horizontal	Horizontal	N/A
2506.600	-47.03	1.74	-13.0	34.03	320.00	Horizontal	Horizontal	Pass
4519.750	-45.22	10.99	-13.0	32.22	251.00	Horizontal	Horizontal	Pass
7918.000	-37.09	18.18	-13.0	24.09	360.00	Horizontal	Horizontal	Pass
8849.100	-35.27	20.35	-13.0	22.27	290.00	Horizontal	Horizontal	Pass

RSE-H&V LTE Band 5 BW3 CH20525



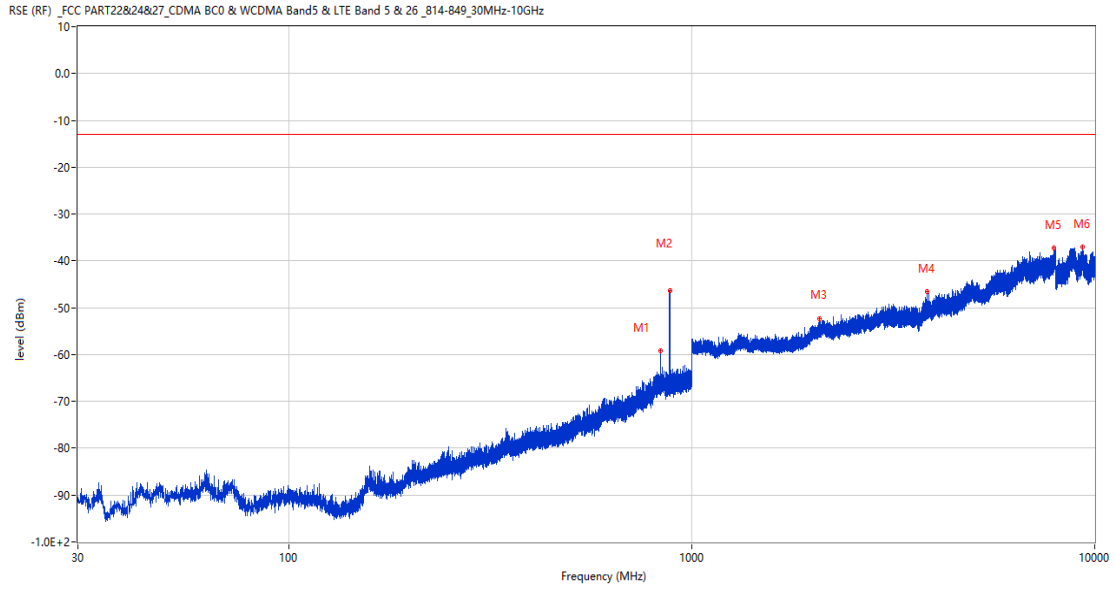
Frequency (MHz)	Result (dBm)	Factor (dB)	PK Limit (dBm)	Margin (dB)	Table (o)	ANT	EUT	Verdict
835.246	-53.43	7.10	-13.0	40.43	125.00	Horizontal	Vertical	N/A
881.175	-49.03	6.74	-13.0	36.03	59.00	Horizontal	Vertical	N/A
2115.100	-51.79	0.05	-13.0	38.79	208.00	Horizontal	Vertical	Pass
3397.750	-48.34	7.44	-13.0	35.34	225.00	Horizontal	Vertical	Pass
6705.000	-38.13	16.72	-13.0	25.13	323.00	Horizontal	Vertical	Pass
8854.100	-36.44	20.31	-13.0	23.44	231.00	Horizontal	Vertical	Pass

RSE-V&V LTE Band 5 BW3 CH20525



Frequency (MHz)	Result (dBm)	Factor (dB)	PK Limit (dBm)	Margin (dB)	Table (o)	ANT	EUT	Verdict
835.246	-50.22	7.10	-13.0	37.22	355.00	Vertical	Vertical	N/A
881.757	-42.69	6.76	-13.0	29.69	171.00	Vertical	Vertical	N/A
2116.000	-52.28	0.09	-13.0	39.28	215.00	Vertical	Vertical	Pass
4186.000	-45.63	10.15	-13.0	32.63	116.00	Vertical	Vertical	Pass
7936.500	-37.15	18.94	-13.0	24.15	292.00	Vertical	Vertical	Pass
8809.400	-36.94	19.69	-13.0	23.94	50.00	Vertical	Vertical	Pass

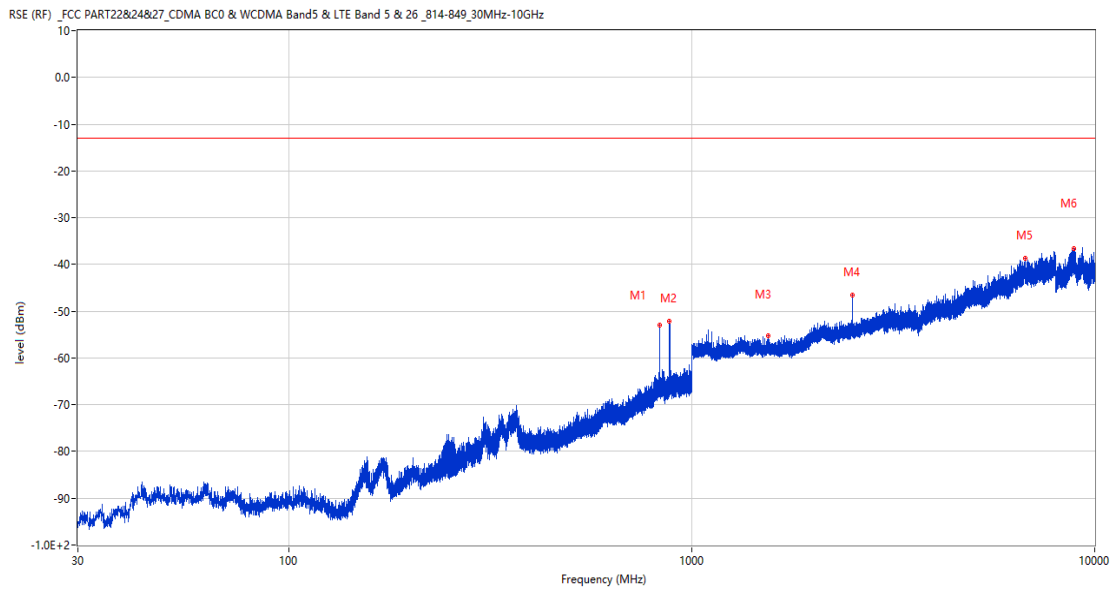
RSE-V&H LTE Band 5 BW3 CH20525



Frequency (MHz)	Result (dBm)	Factor (dB)	PK Limit (dBm)	Margin (dB)	Table (o)	ANT	EUT	Verdict
835.294	-59.19	7.11	-13.0	46.19	326.00	Vertical	Horizontal	N/A
882.727	-46.36	6.84	-13.0	33.36	218.00	Vertical	Horizontal	N/A
2080.200	-52.28	0.12	-13.0	39.28	52.00	Vertical	Horizontal	Pass
3832.500	-46.54	9.07	-13.0	33.54	3.00	Vertical	Horizontal	Pass
7931.750	-37.24	18.77	-13.0	24.24	1.00	Vertical	Horizontal	Pass
9326.599	-36.97	19.44	-13.0	23.97	140.00	Vertical	Horizontal	Pass

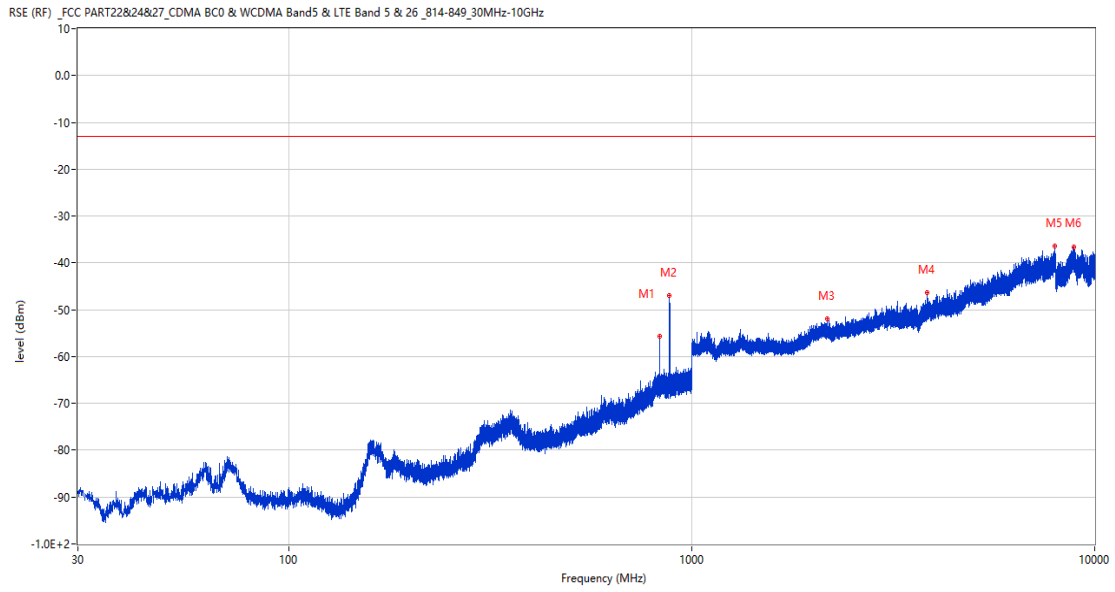
10.3 LTE Band 5 BW5, Middle Channel

RSE-H&H LTE Band 5 BW5 CH20525



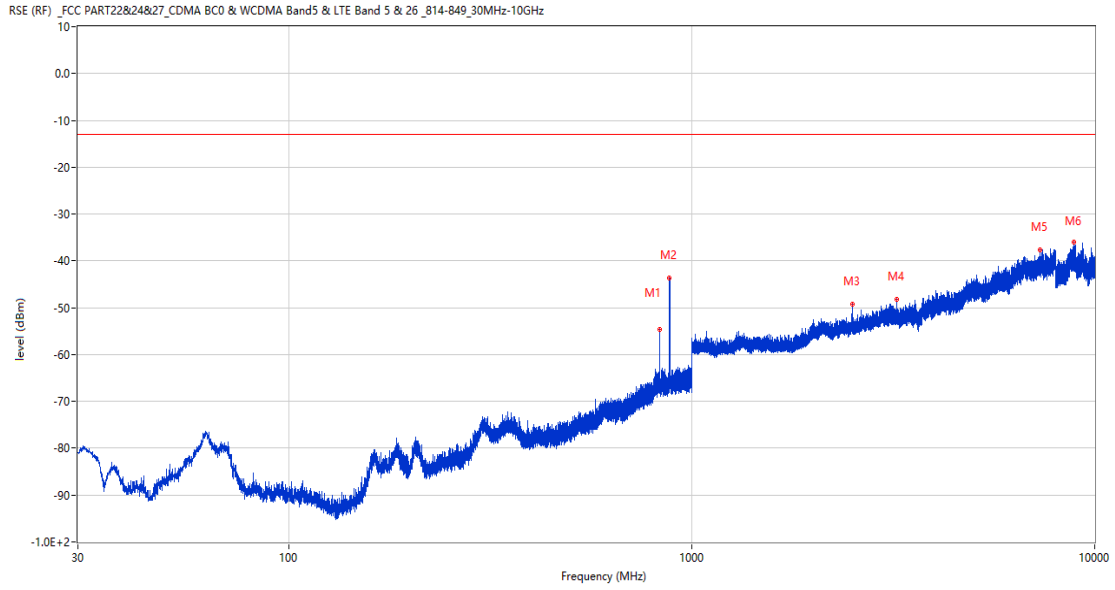
Frequency (MHz)	Result (dBm)	Factor (dB)	PK Limit (dBm)	Margin (dB)	Table (o)	ANT	EUT	Verdict
834.421	-52.99	7.09	-13.0	39.99	186.00	Horizontal	Horizontal	N/A
880.738	-52.25	6.73	-13.0	39.25	303.00	Horizontal	Horizontal	N/A
1546.000	-55.19	-3.13	-13.0	42.19	220.00	Horizontal	Horizontal	Pass
2504.100	-46.66	1.97	-13.0	33.66	314.00	Horizontal	Horizontal	Pass
6728.250	-38.75	16.48	-13.0	25.75	267.00	Horizontal	Horizontal	Pass
8869.800	-36.56	20.12	-13.0	23.56	131.00	Horizontal	Horizontal	Pass

RSE-H&V LTE Band 5 BW5 CH20525



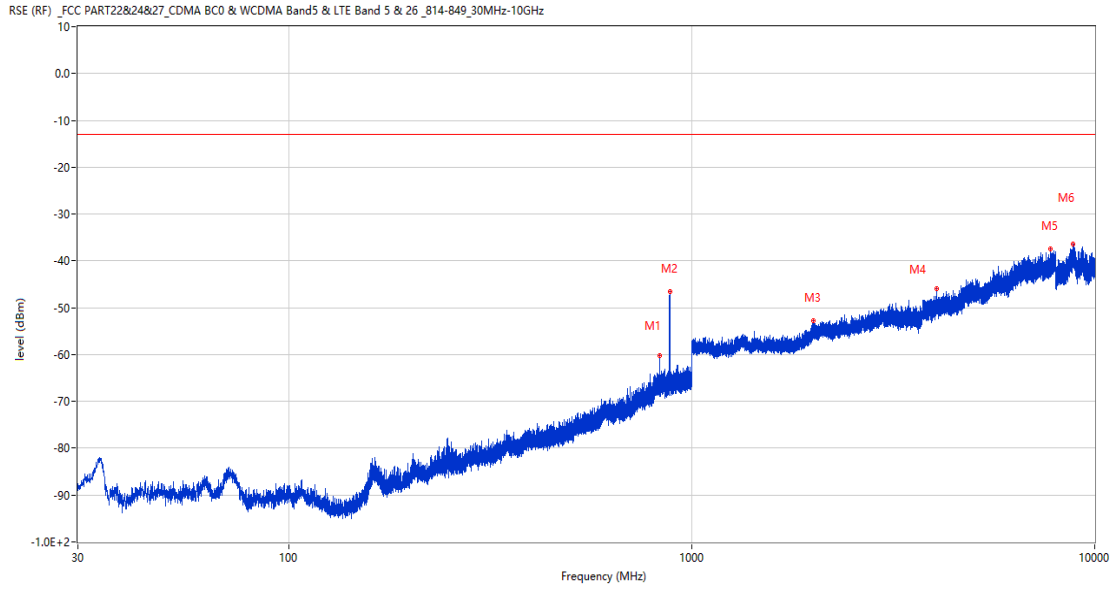
Frequency (MHz)	Result (dBm)	Factor (dB)	PK Limit (dBm)	Margin (dB)	Table (o)	ANT	EUT	Verdict
834.372	-55.74	7.09	-13.0	42.74	359.00	Horizontal	Vertical	N/A
881.660	-46.98	6.75	-13.0	33.98	37.00	Horizontal	Vertical	N/A
2172.000	-51.94	-0.11	-13.0	38.94	122.00	Horizontal	Vertical	Pass
3834.750	-46.29	9.05	-13.0	33.29	29.00	Horizontal	Vertical	Pass
7940.750	-36.37	18.98	-13.0	23.37	294.00	Horizontal	Vertical	Pass
8893.300	-36.53	19.83	-13.0	23.53	48.00	Horizontal	Vertical	Pass

RSE-V&V LTE Band 5 BW5 CH20525



Frequency (MHz)	Result (dBm)	Factor (dB)	PK Limit (dBm)	Margin (dB)	Table (o)	ANT	EUT	Verdict
834.372	-54.61	7.09	-13.0	41.61	0.00	Vertical	Vertical	N/A
881.417	-43.61	6.74	-13.0	30.61	163.00	Vertical	Vertical	N/A
2503.800	-49.19	2.00	-13.0	36.19	226.00	Vertical	Vertical	Pass
3229.000	-48.17	6.41	-13.0	35.17	242.00	Vertical	Vertical	Pass
7318.000	-37.62	17.14	-13.0	24.62	296.00	Vertical	Vertical	Pass
8882.201	-36.04	19.97	-13.0	23.04	75.00	Vertical	Vertical	Pass

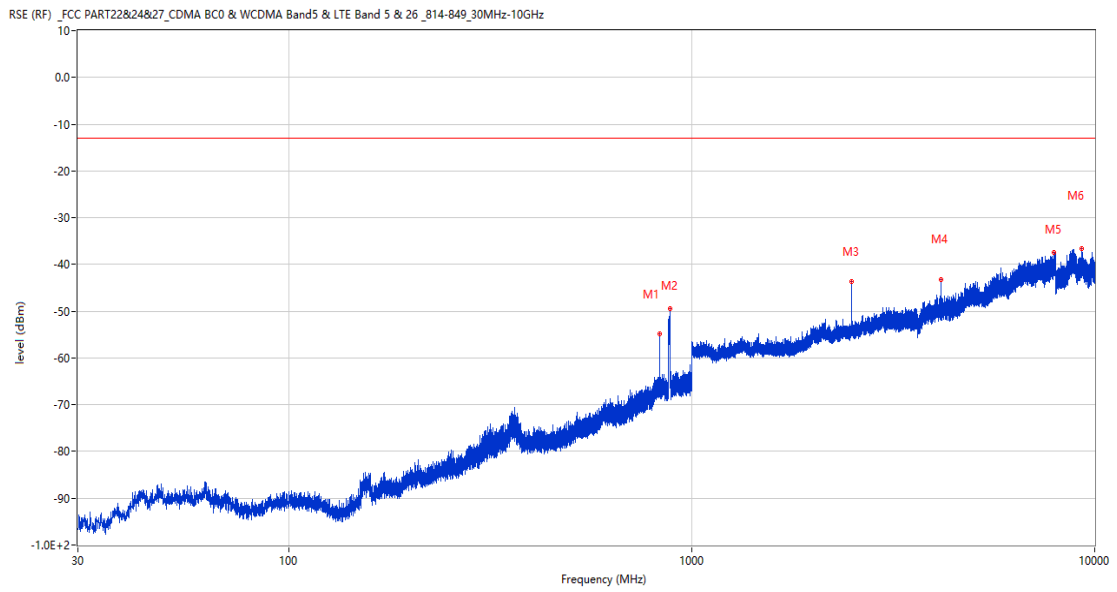
RSE-V&H LTE Band 5 BW5 CH20525



Frequency (MHz)	Result (dBm)	Factor (dB)	PK Limit (dBm)	Margin (dB)	Table (o)	ANT	EUT	Verdict
834.372	-60.23	7.09	-13.0	47.23	229.00	Vertical	Horizontal	N/A
882.339	-46.50	6.79	-13.0	33.50	213.00	Vertical	Horizontal	N/A
2001.400	-52.87	-1.17	-13.0	39.87	241.00	Vertical	Horizontal	Pass
4059.500	-45.99	10.82	-13.0	32.99	153.00	Vertical	Horizontal	Pass
7769.000	-37.46	17.89	-13.0	24.46	300.00	Vertical	Horizontal	Pass
8839.300	-36.40	20.18	-13.0	23.40	39.00	Vertical	Horizontal	Pass

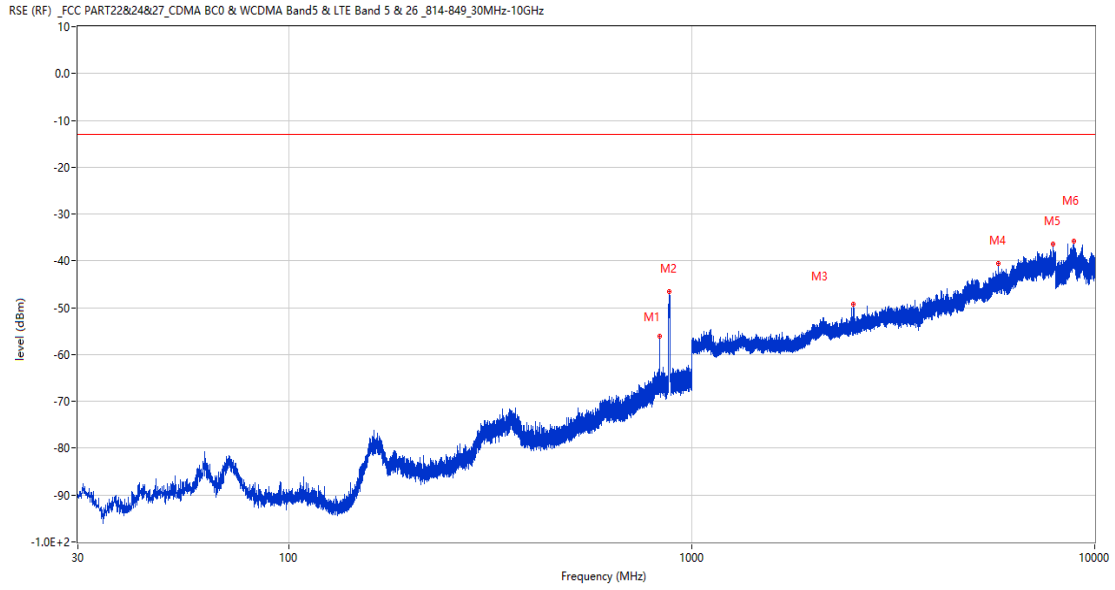
10.4 LTE Band 5 BW10, Middle Channel

RSE-H&H LTE Band 5 BW10 CH20525



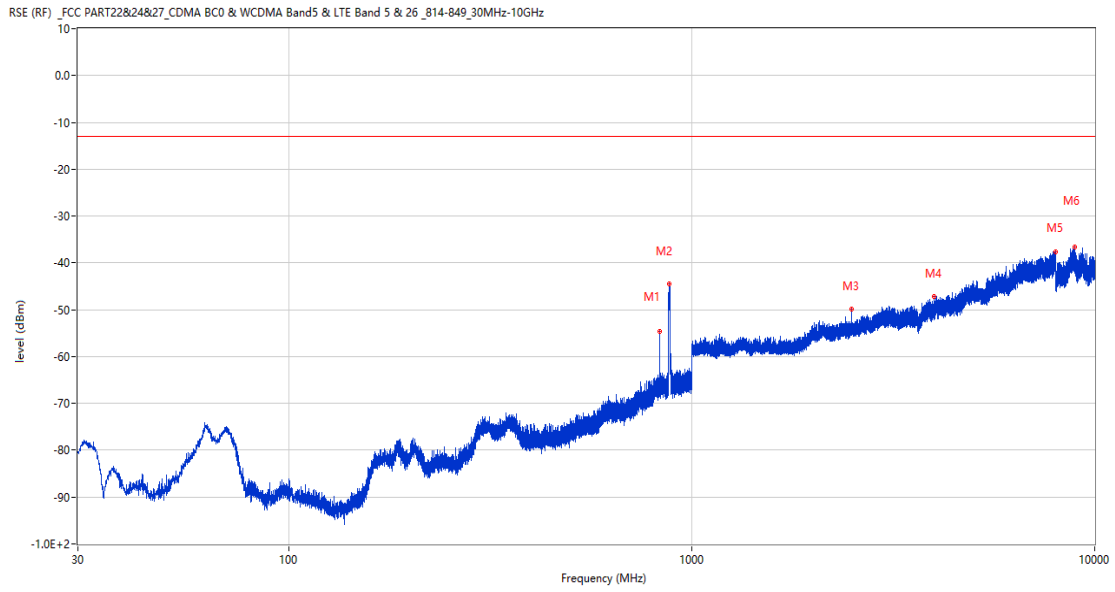
Frequency (MHz)	Result (dBm)	Factor (dB)	PK Limit (dBm)	Margin (dB)	Table (o)	ANT	EUT	Verdict
832.093	-54.82	7.05	-13.0	41.82	197.00	Horizontal	Horizontal	N/A
884.182	-49.47	7.02	-13.0	36.47	307.00	Horizontal	Horizontal	N/A
2497.500	-43.60	2.20	-13.0	30.60	320.00	Horizontal	Horizontal	Pass
4161.250	-43.26	9.77	-13.0	30.26	2.00	Horizontal	Horizontal	Pass
7903.750	-37.47	17.90	-13.0	24.47	3.00	Horizontal	Horizontal	Pass
9302.200	-36.69	19.77	-13.0	23.69	360.00	Horizontal	Horizontal	Pass

RSE-H&V LTE Band 5 BW10 CH20525



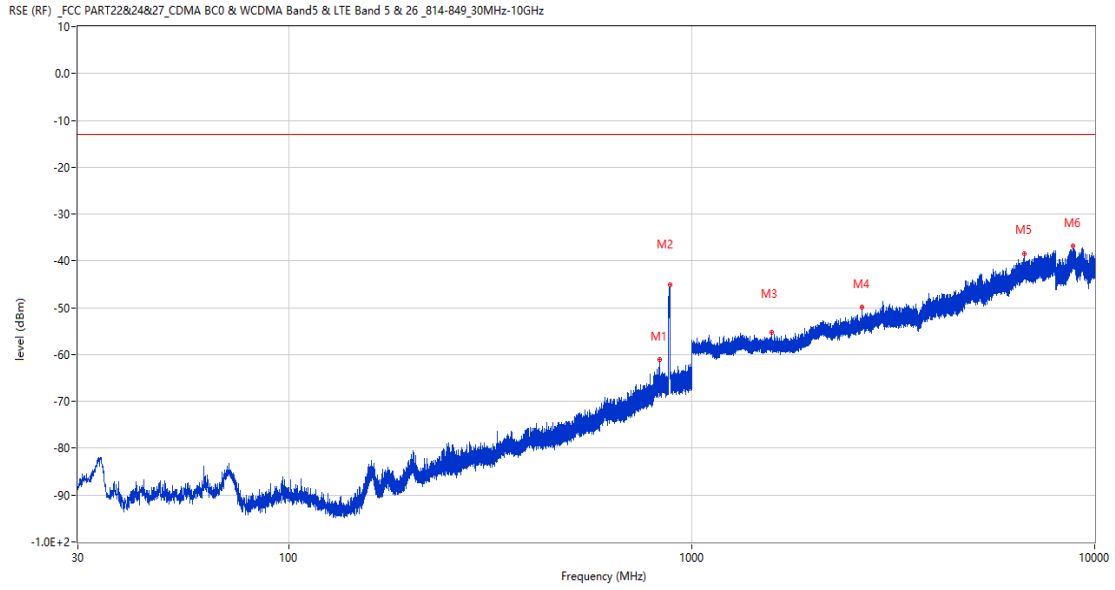
Frequency (MHz)	Result (dBm)	Factor (dB)	PK Limit (dBm)	Margin (dB)	Table (o)	ANT	EUT	Verdict
832.093	-56.06	7.05	-13.0	43.06	122.00	Horizontal	Vertical	N/A
880.205	-46.65	6.64	-13.0	33.65	31.00	Horizontal	Vertical	N/A
2518.500	-49.29	1.14	-13.0	36.29	0.00	Horizontal	Vertical	Pass
5768.750	-40.64	14.37	-13.0	27.64	7.00	Horizontal	Vertical	Pass
7867.750	-36.41	17.90	-13.0	23.41	0.00	Horizontal	Vertical	Pass
8863.100	-35.82	20.20	-13.0	22.82	299.00	Horizontal	Vertical	Pass

RSE-V&V LTE Band 5 BW10 CH20525



Frequency (MHz)	Result (dBm)	Factor (dB)	PK Limit (dBm)	Margin (dB)	Table (o)	ANT	EUT	Verdict
832.142	-54.57	7.05	-13.0	41.57	9.00	Vertical	Vertical	N/A
881.030	-44.41	6.74	-13.0	31.41	288.00	Vertical	Vertical	N/A
2497.300	-49.90	2.21	-13.0	36.90	202.00	Vertical	Vertical	Pass
3997.000	-47.17	9.93	-13.0	34.17	28.00	Vertical	Vertical	Pass
7991.250	-37.55	18.47	-13.0	24.55	334.00	Vertical	Vertical	Pass
8924.100	-36.67	19.60	-13.0	23.67	1.00	Vertical	Vertical	Pass

RSE-V&H LTE Band 5 BW10 CH20525

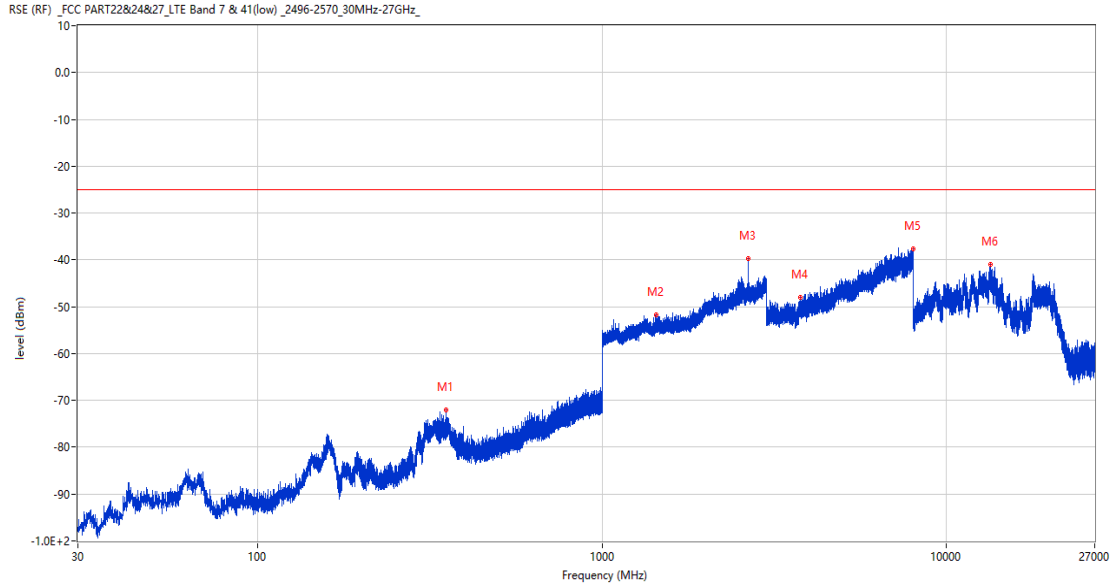


Frequency (MHz)	Result (dBm)	Factor (dB)	PK Limit (dBm)	Margin (dB)	Table (o)	ANT	EUT	Verdict
832.142	-61.12	7.05	-13.0	48.12	210.00	Vertical	Horizontal	N/A
885.346	-45.09	7.12	-13.0	32.09	222.00	Vertical	Horizontal	N/A
1581.400	-55.16	-3.39	-13.0	42.16	134.00	Vertical	Horizontal	Pass
2641.900	-49.90	2.22	-13.0	36.90	103.00	Vertical	Horizontal	Pass
6684.500	-38.39	16.99	-13.0	25.39	136.00	Vertical	Horizontal	Pass
8846.800	-36.85	20.31	-13.0	23.85	267.00	Vertical	Horizontal	Pass

11 LTE Band 7

11.1 LTE Band 7 BW5, Middle Channel

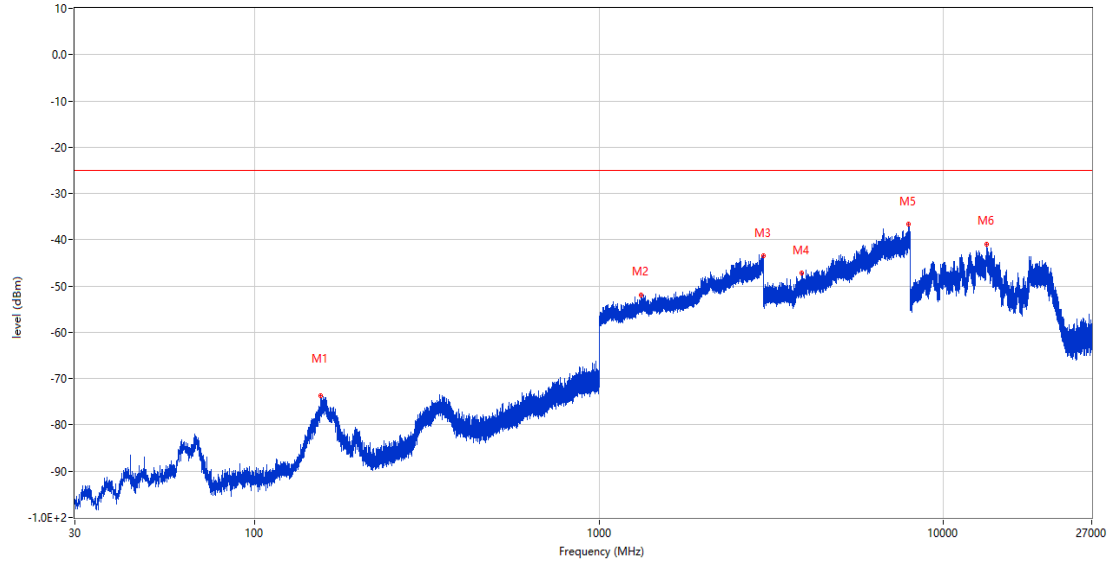
RSE-H&H LTE Band 7 BW5 CH21100



Frequency (MHz)	Result (dBm)	Factor (dB)	PK Limit (dBm)	Margin (dB)	Table (o)	ANT	EUT	Verdict
352.379	-72.14	-9.85	-25.0	47.14	107.00	Horizontal	Horizontal	Pass
1439.000	-51.71	0.68	-25.0	26.71	38.00	Horizontal	Horizontal	Pass
2654.800	-39.67	8.40	-25.0	14.67	330.00	Horizontal	Horizontal	N/A
3761.250	-48.00	9.15	-25.0	23.00	257.00	Horizontal	Horizontal	Pass
7998.500	-37.67	18.88	-25.0	12.67	170.00	Horizontal	Horizontal	Pass
13426.463	-41.03	16.43	-25.0	16.03	240.00	Horizontal	Horizontal	Pass

RSE-H&V LTE Band 7 BW5 CH21100

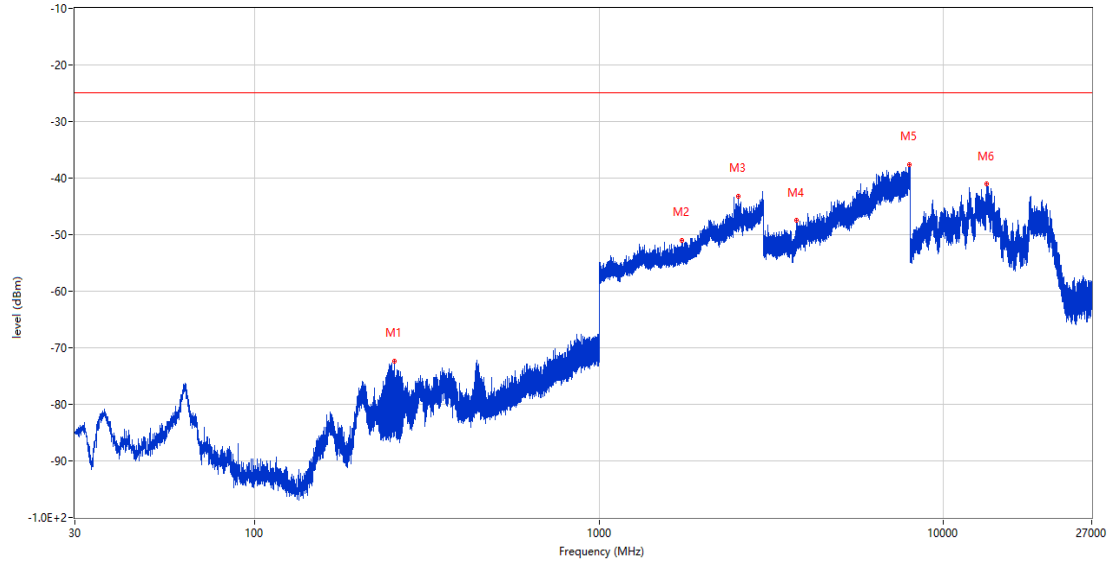
RSE (RF) _FCC PART22&24&27_LTE Band 7 & 41(low)_2496-2570_30MHz-27GHz_



Frequency (MHz)	Result (dBm)	Factor (dB)	PK Limit (dBm)	Margin (dB)	Table (o)	ANT	EUT	Verdict
155.712	-73.68	-19.03	-25.0	48.68	362.00	Horizontal	Vertical	Pass
1323.300	-51.85	0.59	-25.0	26.85	243.00	Horizontal	Vertical	Pass
3000.000	-43.53	11.01	-25.0	18.53	3.00	Horizontal	Vertical	Pass
3884.750	-47.21	9.45	-25.0	22.21	73.00	Horizontal	Vertical	Pass
7912.500	-36.55	18.13	-25.0	11.55	106.00	Horizontal	Vertical	Pass
13405.987	-40.95	16.88	-25.0	15.95	317.00	Horizontal	Vertical	Pass

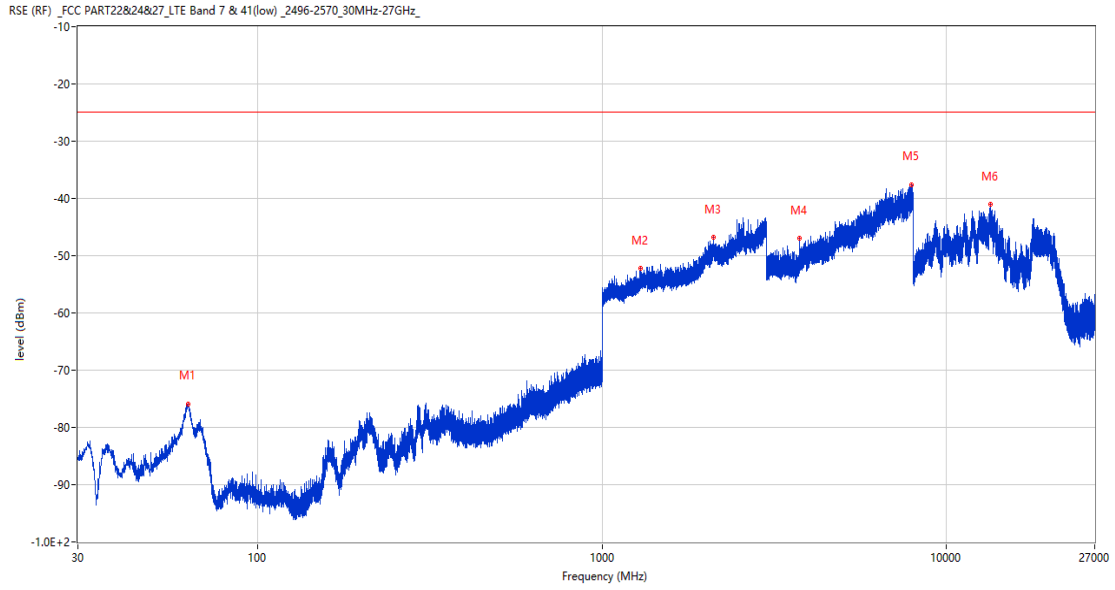
RSE-V&V LTE Band 7 BW5 CH21100

RSE (RF) _FCC PART22&24&27_LTE Band 7 & 41(low) _2496-2570_30MHz-27GHz_



Frequency (MHz)	Result (dBm)	Factor (dB)	PK Limit (dBm)	Margin (dB)	Table (o)	ANT	EUT	Verdict
254.410	-72.33	-13.56	-25.0	47.33	147.00	Vertical	Vertical	Pass
1738.000	-51.01	1.01	-25.0	26.01	-1.00	Vertical	Vertical	Pass
2537.400	-43.14	8.83	-25.0	18.14	102.00	Vertical	Vertical	N/A
3741.750	-47.53	8.83	-25.0	22.53	84.00	Vertical	Vertical	Pass
7995.000	-37.61	18.75	-25.0	12.61	225.00	Vertical	Vertical	Pass
13373.438	-41.10	16.76	-25.0	16.10	178.00	Vertical	Vertical	Pass

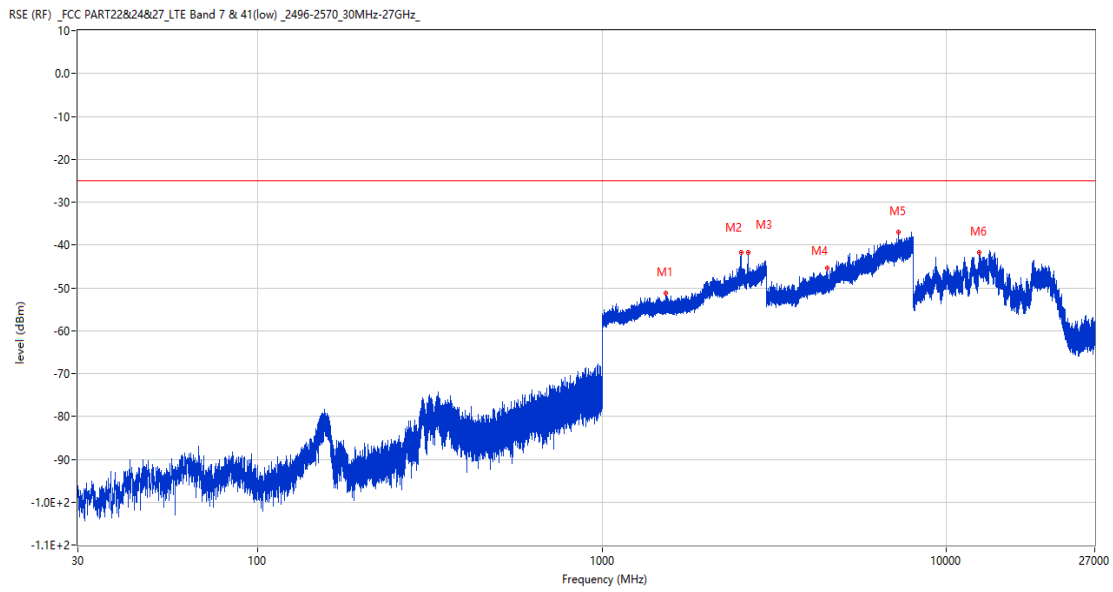
RSE-V&H LTE Band 7 BW5 CH21100



Frequency (MHz)	Result (dBm)	Factor (dB)	PK Limit (dBm)	Margin (dB)	Table (o)	ANT	EUT	Verdict
62.641	-75.85	-16.40	-25.0	50.85	363.00	Vertical	Horizontal	Pass
1295.400	-52.27	0.72	-25.0	27.27	-3.00	Vertical	Horizontal	Pass
2111.000	-46.80	5.88	-25.0	21.80	347.00	Vertical	Horizontal	Pass
3747.500	-46.95	9.42	-25.0	21.95	170.00	Vertical	Horizontal	Pass
7940.750	-37.59	18.98	-25.0	12.59	313.00	Vertical	Horizontal	Pass
13409.925	-40.94	16.79	-25.0	15.94	88.00	Vertical	Horizontal	Pass

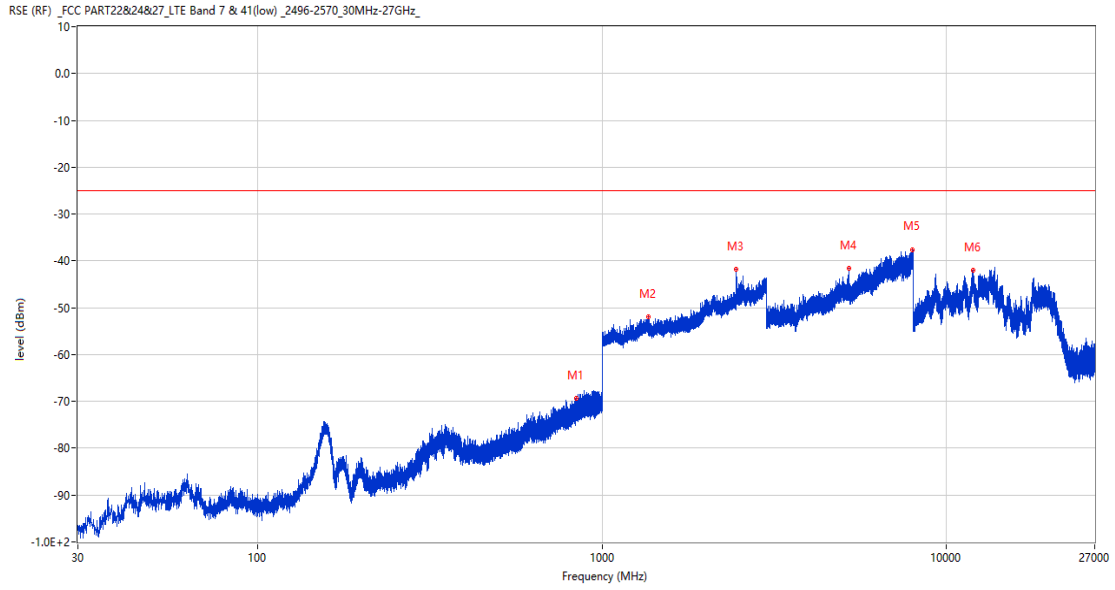
11.2 LTE Band 7 BW10, Middle Channel

RSE-H&H LTE Band 7 BW10 CH21100



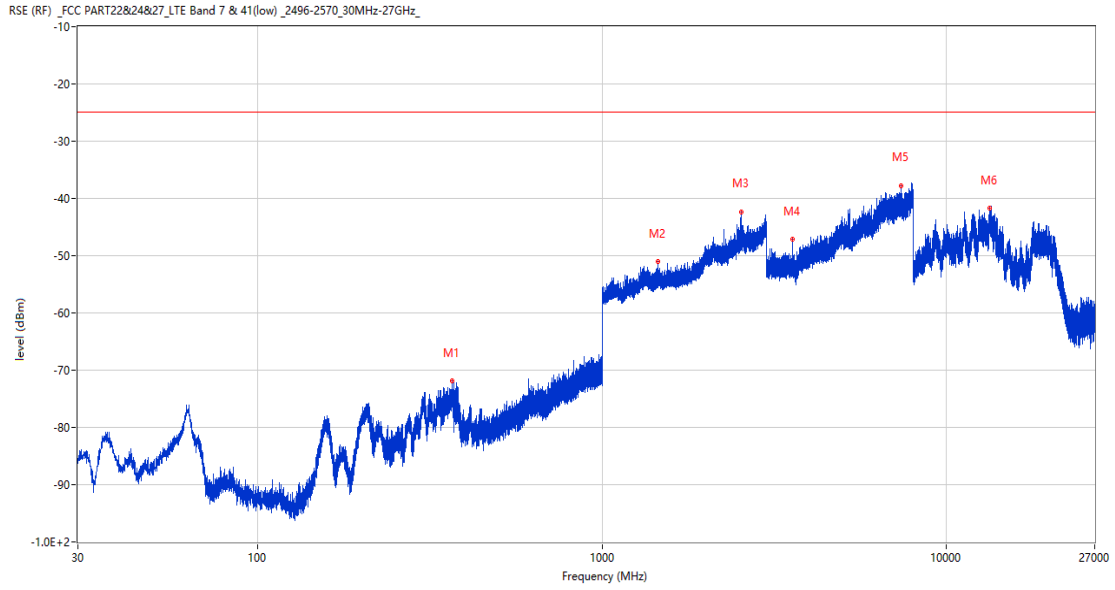
Frequency (MHz)	Result (dBm)	Factor (dB)	PK Limit (dBm)	Margin (dB)	Table (o)	ANT	EUT	Verdict
1535.800	-51.35	0.84	-25.0	26.35	107.00	Horizontal	Horizontal	Pass
2531.200	-41.83	8.85	-25.0	16.83	30.00	Horizontal	Horizontal	N/A
2657.600	-41.70	8.47	-25.0	16.70	58.00	Horizontal	Horizontal	N/A
4501.500	-45.41	11.14	-25.0	20.41	303.00	Horizontal	Horizontal	Pass
7258.750	-37.05	17.68	-25.0	12.05	30.00	Horizontal	Horizontal	Pass
12473.550	-41.77	14.48	-25.0	16.77	23.00	Horizontal	Horizontal	Pass

RSE-H&V LTE Band 7 BW10 CH21100



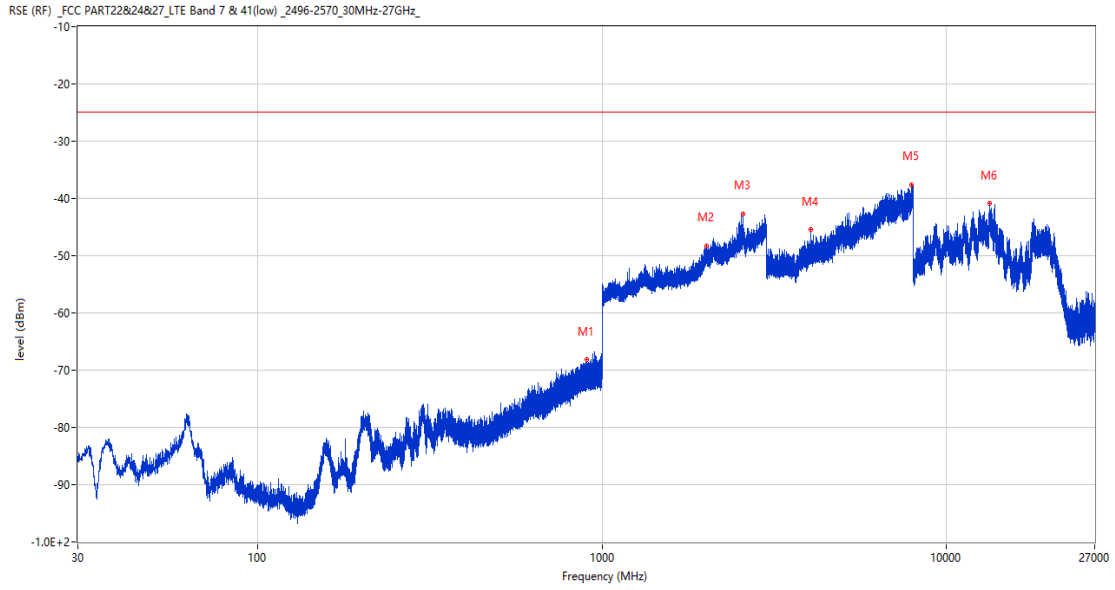
Frequency (MHz)	Result (dBm)	Factor (dB)	PK Limit (dBm)	Margin (dB)	Table (o)	ANT	EUT	Verdict
842.278	-69.40	1.13	-25.0	44.40	154.00	Horizontal	Vertical	Pass
1361.800	-52.00	0.72	-25.0	27.00	178.00	Horizontal	Vertical	Pass
2450.900	-41.86	6.14	-25.0	16.86	18.00	Horizontal	Vertical	Pass
5203.250	-41.67	12.44	-25.0	16.67	18.00	Horizontal	Vertical	Pass
7993.500	-37.56	18.59	-25.0	12.56	18.00	Horizontal	Vertical	Pass
11953.424	-42.00	14.00	-25.0	17.00	334.00	Horizontal	Vertical	Pass

RSE-V&V LTE Band 7 BW10 CH21100



Frequency (MHz)	Result (dBm)	Factor (dB)	PK Limit (dBm)	Margin (dB)	Table (o)	ANT	EUT	Verdict
366.930	-71.94	-10.06	-25.0	46.94	307.00	Vertical	Vertical	Pass
1450.500	-51.05	0.81	-25.0	26.05	18.00	Vertical	Vertical	Pass
2531.500	-42.35	8.85	-25.0	17.35	94.00	Vertical	Vertical	N/A
3566.250	-47.16	7.15	-25.0	22.16	194.00	Vertical	Vertical	Pass
7403.000	-37.80	17.86	-25.0	12.80	183.00	Vertical	Vertical	Pass
13373.438	-41.70	16.76	-25.0	16.70	163.00	Vertical	Vertical	Pass

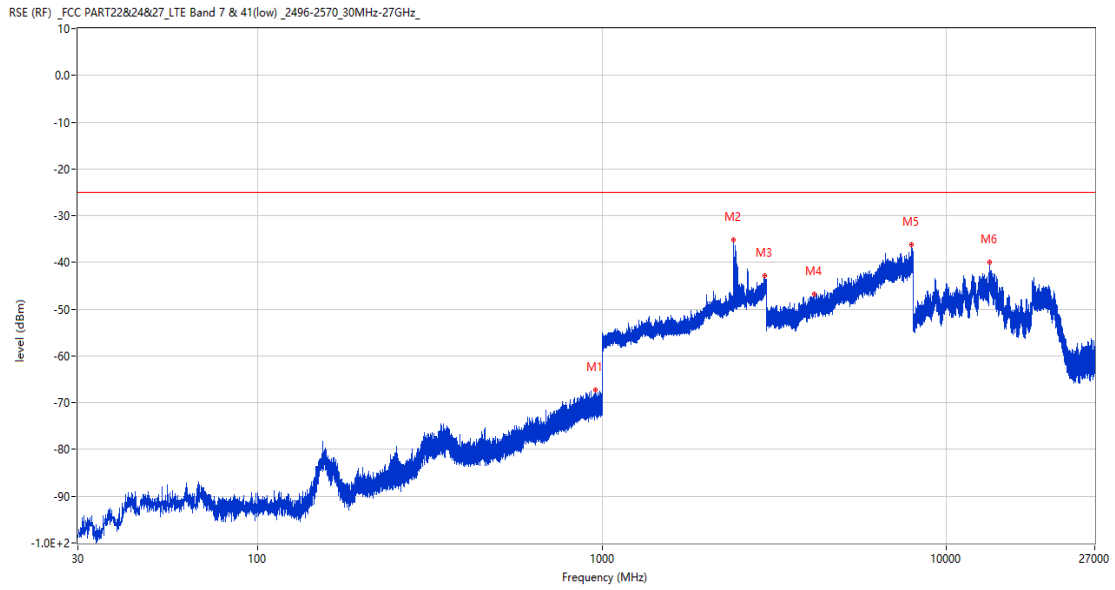
RSE-V&H LTE Band 7 BW10 CH21100



Frequency (MHz)	Result (dBm)	Factor (dB)	PK Limit (dBm)	Margin (dB)	Table (o)	ANT	EUT	Verdict
900.381	-68.15	2.27	-25.0	43.15	299.00	Vertical	Horizontal	Pass
2012.000	-48.27	4.05	-25.0	23.27	360.00	Vertical	Horizontal	Pass
2561.100	-42.70	8.88	-25.0	17.70	291.00	Vertical	Horizontal	N/A
4037.250	-45.50	9.78	-25.0	20.50	126.00	Vertical	Horizontal	Pass
7944.750	-37.55	18.88	-25.0	12.55	300.00	Vertical	Horizontal	Pass
13332.225	-40.90	15.84	-25.0	15.90	178.00	Vertical	Horizontal	Pass

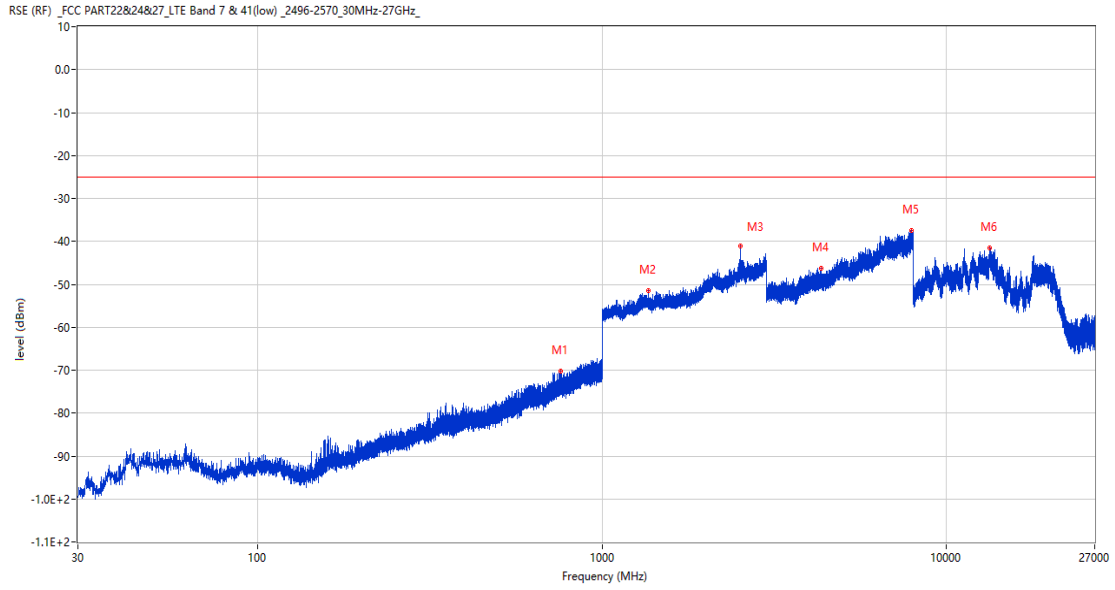
11.3 LTE Band 7 BW15, Middle Channel

RSE-H&H LTE Band 7 BW15 CH21100



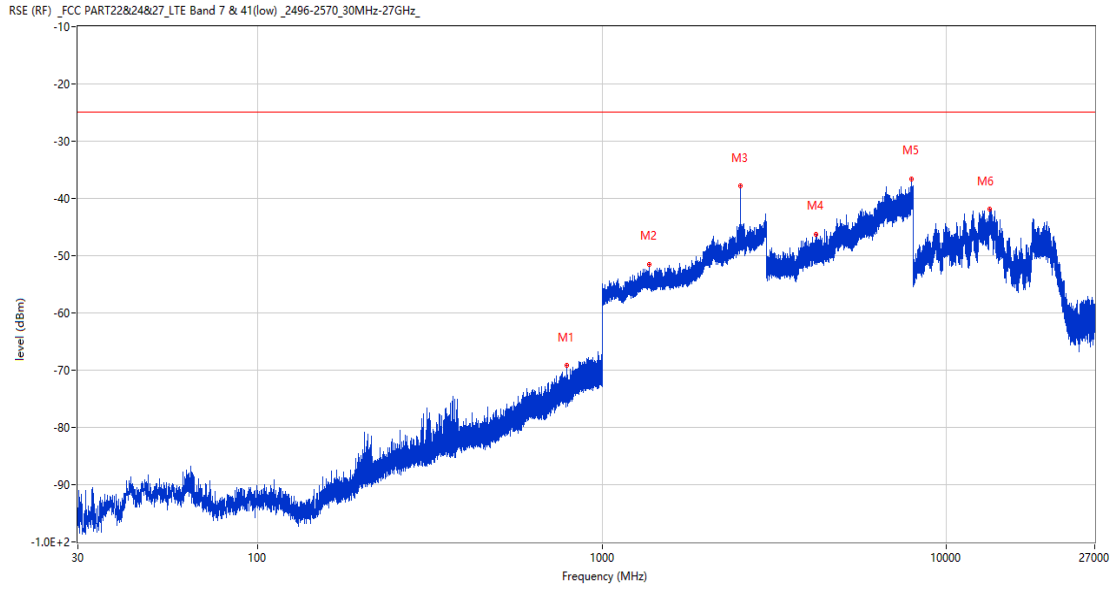
Frequency (MHz)	Result (dBm)	Factor (dB)	PK Limit (dBm)	Margin (dB)	Table (o)	ANT	EUT	Verdict
957.999	-67.23	2.96	-25.0	42.23	167.00	Horizontal	Horizontal	Pass
2414.000	-35.13	6.45	-25.0	10.13	9.00	Horizontal	Horizontal	Pass
2973.500	-42.89	12.01	-25.0	17.89	330.00	Horizontal	Horizontal	Pass
4133.250	-46.81	9.44	-25.0	21.81	39.00	Horizontal	Horizontal	Pass
7930.250	-36.21	18.71	-25.0	11.21	360.00	Horizontal	Horizontal	Pass
13376.062	-40.00	16.78	-25.0	15.00	163.00	Horizontal	Horizontal	Pass

RSE-H&V LTE Band 7 BW15 CH21100



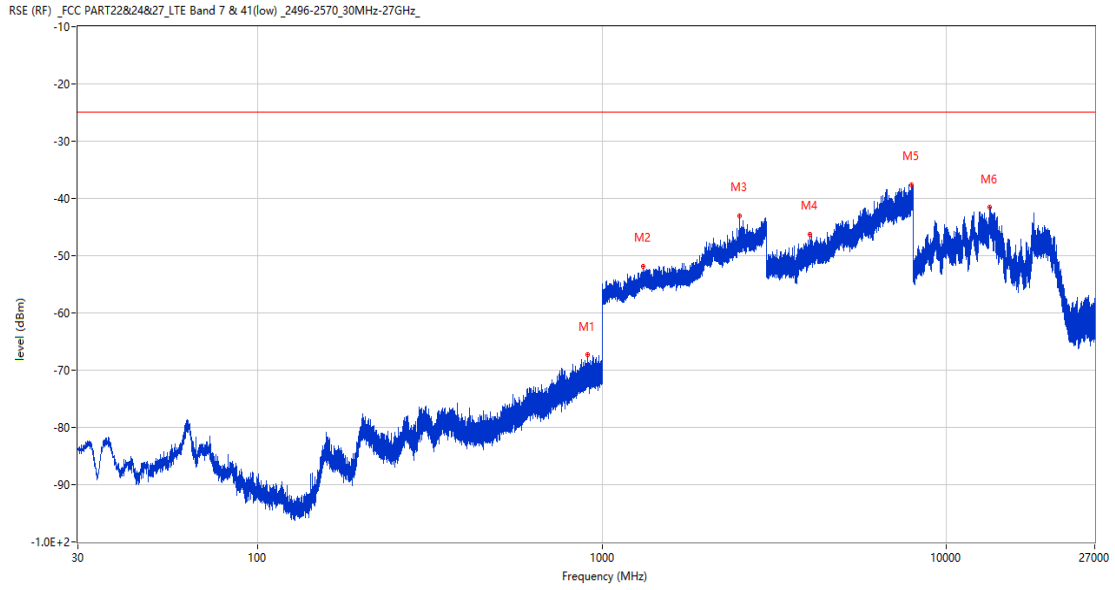
Frequency (MHz)	Result (dBm)	Factor (dB)	PK Limit (dBm)	Margin (dB)	Table (o)	ANT	EUT	Verdict
756.870	-70.33	-0.55	-25.0	45.33	179.00	Horizontal	Vertical	Pass
1366.100	-51.45	0.44	-25.0	26.45	357.00	Horizontal	Vertical	Pass
2529.200	-41.18	8.85	-25.0	16.18	123.00	Horizontal	Vertical	N/A
4319.750	-46.19	10.05	-25.0	21.19	280.00	Horizontal	Vertical	Pass
7933.750	-37.56	18.81	-25.0	12.56	226.00	Horizontal	Vertical	Pass
13391.813	-41.52	16.93	-25.0	16.52	88.00	Horizontal	Vertical	Pass

RSE-V&V LTE Band 7 BW15 CH21100



Frequency (MHz)	Result (dBm)	Factor (dB)	PK Limit (dBm)	Margin (dB)	Table (o)	ANT	EUT	Verdict
790.480	-69.10	-0.20	-25.0	44.10	363.00	Vertical	Vertical	Pass
1373.300	-51.50	0.55	-25.0	26.50	329.00	Vertical	Vertical	Pass
2529.300	-37.82	8.85	-25.0	12.82	35.00	Vertical	Vertical	N/A
4186.000	-46.22	10.15	-25.0	21.22	160.00	Vertical	Vertical	Pass
7928.250	-36.61	18.55	-25.0	11.61	247.00	Vertical	Vertical	Pass
13378.688	-41.88	16.81	-25.0	16.88	316.00	Vertical	Vertical	Pass

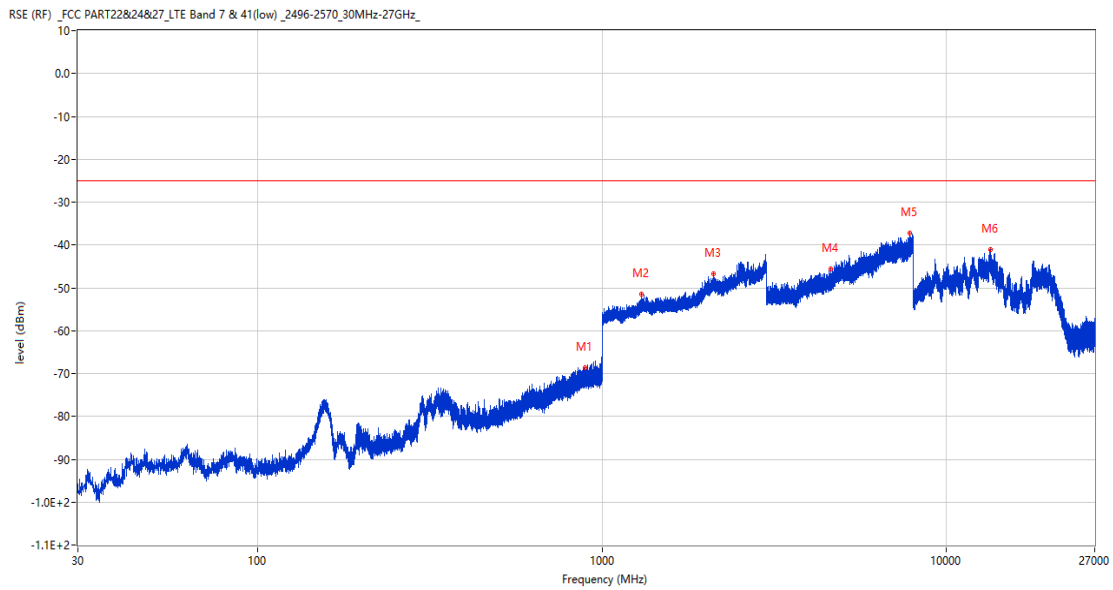
RSE-V&H LTE Band 7 BW15 CH21100



Frequency (MHz)	Result (dBm)	Factor (dB)	PK Limit (dBm)	Margin (dB)	Table (o)	ANT	EUT	Verdict
908.481	-67.31	2.29	-25.0	42.31	164.00	Vertical	Horizontal	Pass
1313.100	-51.78	0.75	-25.0	26.78	111.00	Vertical	Horizontal	Pass
2504.700	-43.01	8.92	-25.0	18.01	-2.00	Vertical	Horizontal	N/A
4007.000	-46.19	9.74	-25.0	21.19	360.00	Vertical	Horizontal	Pass
7926.250	-37.59	18.48	-25.0	12.59	106.00	Vertical	Horizontal	Pass
13377.901	-41.53	16.80	-25.0	16.53	344.00	Vertical	Horizontal	Pass

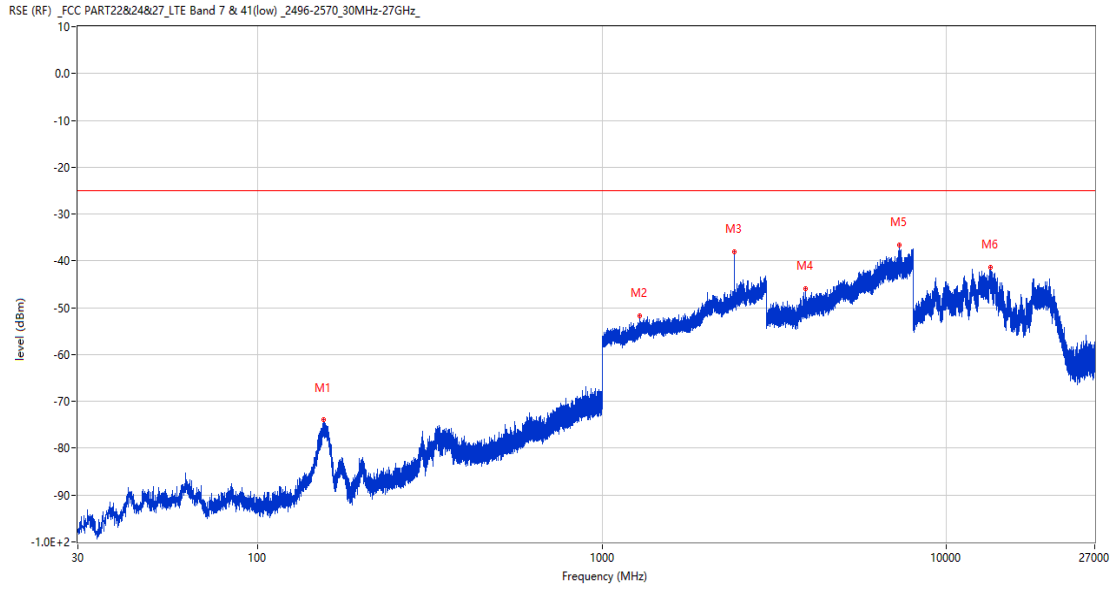
11.4 LTE Band 7 BW20, Middle Channel

RSE-H&H LTE Band 7 BW20 CH21100



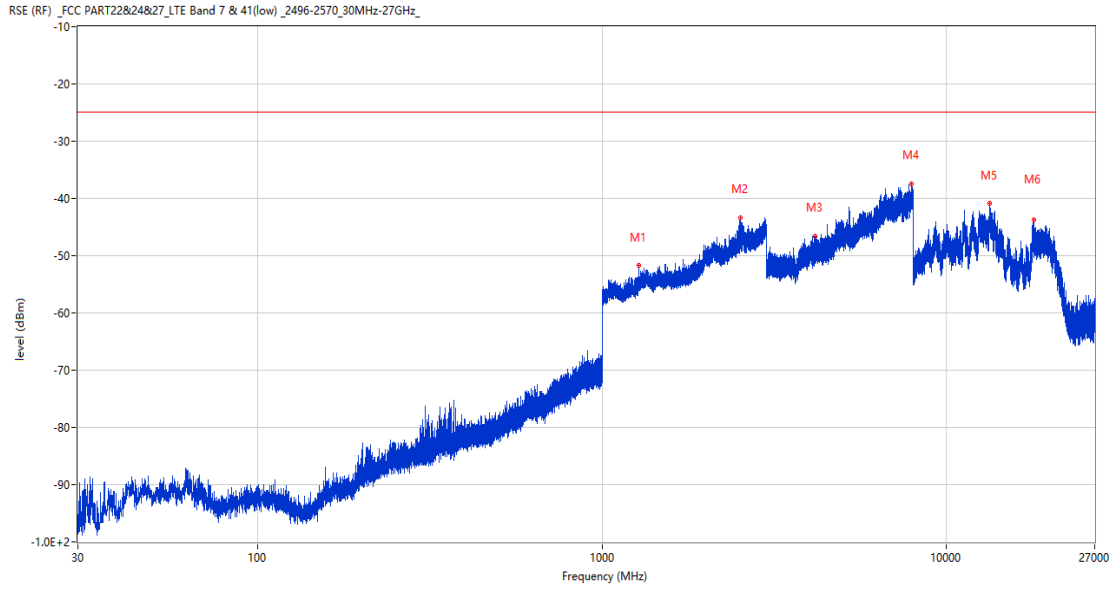
Frequency (MHz)	Result (dBm)	Factor (dB)	PK Limit (dBm)	Margin (dB)	Table (o)	ANT	EUT	Verdict
889.808	-68.57	2.06	-25.0	43.57	333.00	Horizontal	Horizontal	Pass
1304.600	-51.52	0.77	-25.0	26.52	253.00	Horizontal	Horizontal	Pass
2108.100	-46.65	6.10	-25.0	21.65	148.00	Horizontal	Horizontal	Pass
4607.750	-45.60	10.21	-25.0	20.60	291.00	Horizontal	Horizontal	Pass
7847.750	-37.30	17.89	-25.0	12.30	149.00	Horizontal	Horizontal	Pass
13423.313	-41.18	16.50	-25.0	16.18	72.00	Horizontal	Horizontal	Pass

RSE-H&V LTE Band 7 BW20 CH21100



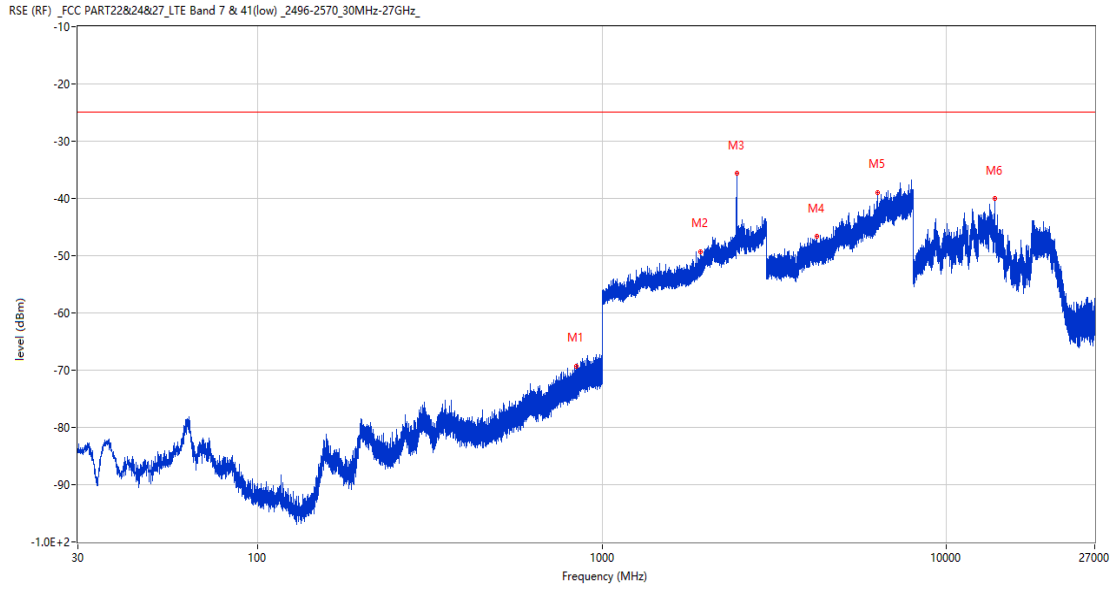
Frequency (MHz)	Result (dBm)	Factor (dB)	PK Limit (dBm)	Margin (dB)	Table (o)	ANT	EUT	Verdict
155.664	-73.93	-19.04	-25.0	48.93	361.00	Horizontal	Vertical	Pass
1285.500	-51.70	0.23	-25.0	26.70	282.00	Horizontal	Vertical	Pass
2420.700	-38.02	6.54	-25.0	13.02	120.00	Horizontal	Vertical	Pass
3892.500	-46.00	10.12	-25.0	21.00	138.00	Horizontal	Vertical	Pass
7310.500	-36.56	16.91	-25.0	11.56	280.00	Horizontal	Vertical	Pass
13412.550	-41.33	16.73	-25.0	16.33	255.00	Horizontal	Vertical	Pass

RSE-V&V LTE Band 7 BW20 CH21100



Frequency (MHz)	Result (dBm)	Factor (dB)	PK Limit (dBm)	Margin (dB)	Table (o)	ANT	EUT	Verdict
1277.800	-51.73	-0.09	-25.0	26.73	361.00	Vertical	Vertical	Pass
2526.800	-43.36	8.86	-25.0	18.36	93.00	Vertical	Vertical	N/A
4162.500	-46.53	9.83	-25.0	21.53	357.00	Vertical	Vertical	Pass
7910.250	-37.44	18.14	-25.0	12.44	324.00	Vertical	Vertical	Pass
13380.263	-40.88	16.82	-25.0	15.88	73.00	Vertical	Vertical	Pass
17930.699	-43.67	13.63	-25.0	18.67	240.00	Vertical	Vertical	Pass

RSE-V&H LTE Band 7 BW20 CH21100

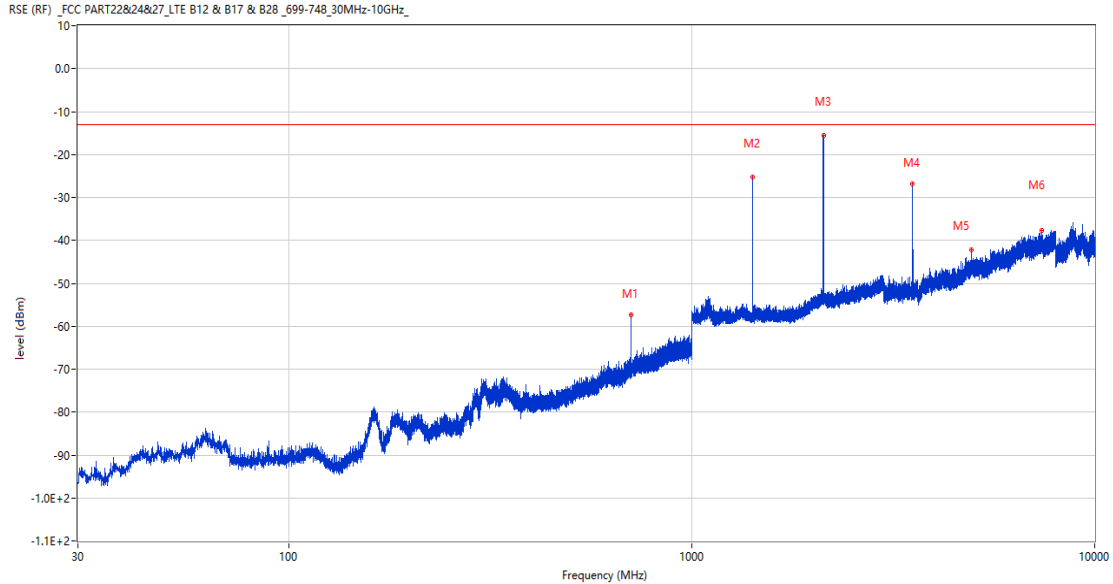


Frequency (MHz)	Result (dBm)	Factor (dB)	PK Limit (dBm)	Margin (dB)	Table (o)	ANT	EUT	Verdict
843.927	-69.28	1.15	-25.0	44.28	239.00	Vertical	Horizontal	Pass
1937.400	-49.26	3.15	-25.0	24.26	27.00	Vertical	Horizontal	Pass
2469.500	-35.65	7.80	-25.0	10.65	282.00	Vertical	Horizontal	Pass
4207.000	-46.62	11.12	-25.0	21.62	334.00	Vertical	Horizontal	Pass
6333.500	-38.95	15.03	-25.0	13.95	247.00	Vertical	Horizontal	Pass
13818.637	-40.07	16.57	-25.0	15.07	194.00	Vertical	Horizontal	Pass

12 LTE Band 12

12.1 LTE Band 12 BW1.4, Middle Channel

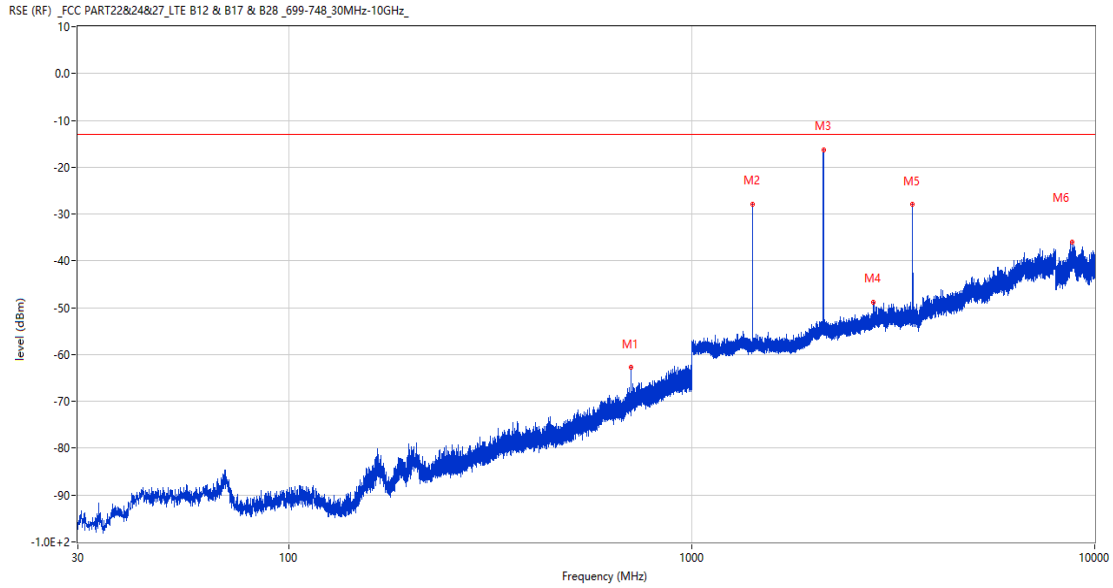
RSE-H&H LTE Band 12 BW1.4 CH23095



Frequency (MHz)	Result (dBm)	Factor (dB)	PK Limit (dBm)	Margin (dB)	Table (o)	ANT	EUT	Verdict
707.011	-57.30	3.36	-13.0	44.30	220.00	Horizontal	Horizontal	N/A
1414.800	-25.30	-3.35	-13.0	12.30	333.00	Horizontal	Horizontal	Pass
2122.000	-15.61	-0.21	-13.0	2.61	339.00	Horizontal	Horizontal	N/A
2122.000*	-26.299	-0.21	-13.0	13.299	339.00	Horizontal	Horizontal	Pass
3535.750	-26.88	6.81	-13.0	13.88	8.00	Horizontal	Horizontal	Pass
4950.250	-42.30	12.80	-13.0	29.30	353.00	Horizontal	Horizontal	Pass
7394.750	-37.73	17.66	-13.0	24.73	62.00	Horizontal	Horizontal	Pass

Note: The initial sweep time from 1GHz to 3GHz was previously set to 200ms, which was insufficient for RMS detection. When there are frequency points out of standard or insufficient margin, the final scan time needs to be increased to determine its compliance

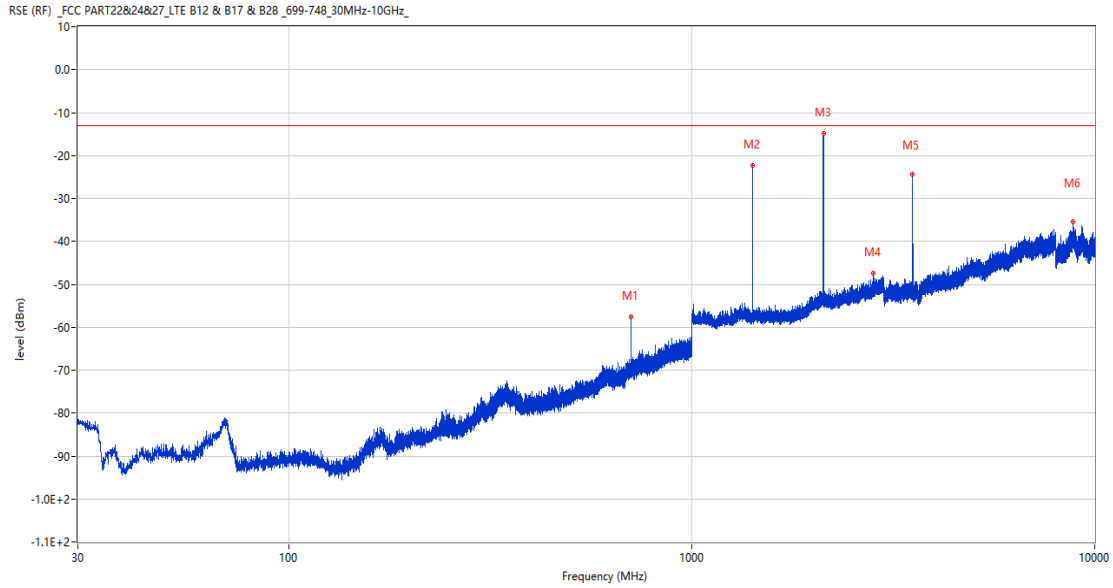
RSE-H&V LTE Band 12 BW1.4 CH23095



Frequency (MHz)	Result (dBm)	Factor (dB)	PK Limit (dBm)	Margin (dB)	Table (o)	ANT	EUT	Verdict
707.109	-62.65	3.37	-13.0	49.65	343.00	Horizontal	Vertical	N/A
1414.900	-27.83	-3.36	-13.0	14.83	208.00	Horizontal	Vertical	Pass
2122.100	-16.40	-0.22	-13.0	3.40	183.00	Horizontal	Vertical	N/A
2122.100*	-27.788	-0.22	-13.0	14.788	183.00	Horizontal	Vertical	Pass
2829.100	-48.92	3.20	-13.0	35.92	46.00	Horizontal	Vertical	Pass
3536.000	-27.93	6.79	-13.0	14.93	213.00	Horizontal	Vertical	Pass
8807.900	-35.98	19.67	-13.0	22.98	308.00	Horizontal	Vertical	Pass

Note: The initial sweep time from 1GHz to 3GHz was previously set to 200ms, which was insufficient for RMS detection. When there are frequency points out of standard or insufficient margin, the final scan time needs to be increased to determine its compliance

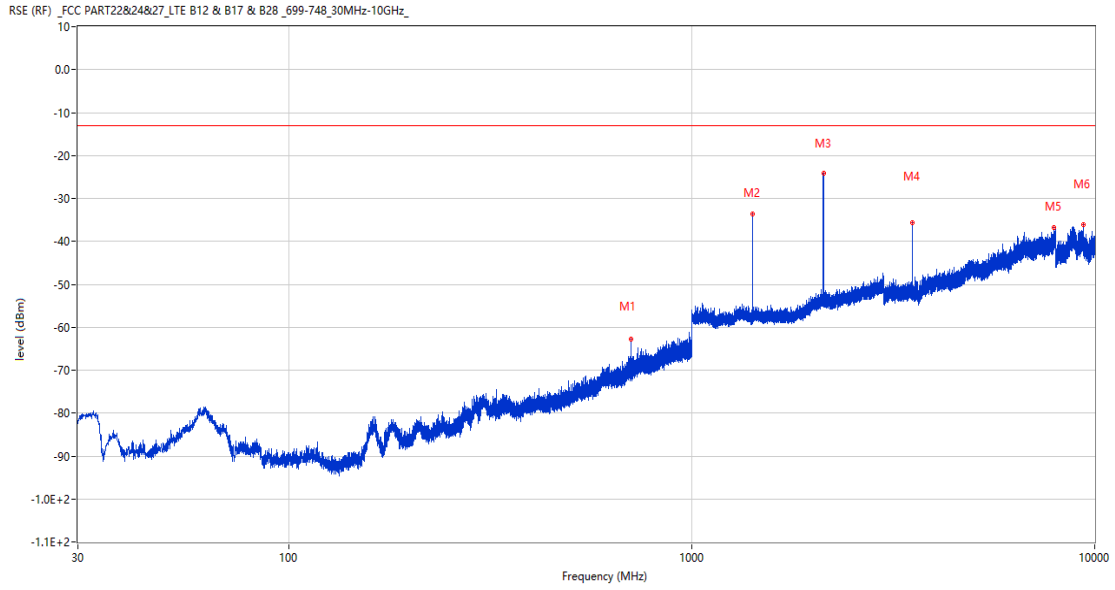
RSE-V&V LTE Band 12 BW1.4 CH23095



Frequency (MHz)	Result (dBm)	Factor (dB)	PK Limit (dBm)	Margin (dB)	Table (o)	ANT	EUT	Verdict
707.060	-57.62	3.37	-13.0	44.62	304.00	Vertical	Vertical	N/A
1414.900	-22.30	-3.36	-13.0	9.30	246.00	Vertical	Vertical	Pass
2122.200	-14.86	-0.24	-13.0	1.86	345.00	Vertical	Vertical	N/A
2122.200*	-26.739	-0.24	-13.0	13.739	345.00	Vertical	Vertical	Pass
2829.100	-47.32	3.20	-13.0	34.32	264.00	Vertical	Vertical	Pass
3535.750	-24.38	6.81	-13.0	11.38	267.00	Vertical	Vertical	Pass
8851.700	-35.41	20.34	-13.0	22.41	217.00	Vertical	Vertical	Pass

Note: The initial sweep time from 1GHz to 3GHz was previously set to 200ms, which was insufficient for RMS detection. When there are frequency points out of standard or insufficient margin, the final scan time needs to be increased to determine its compliance

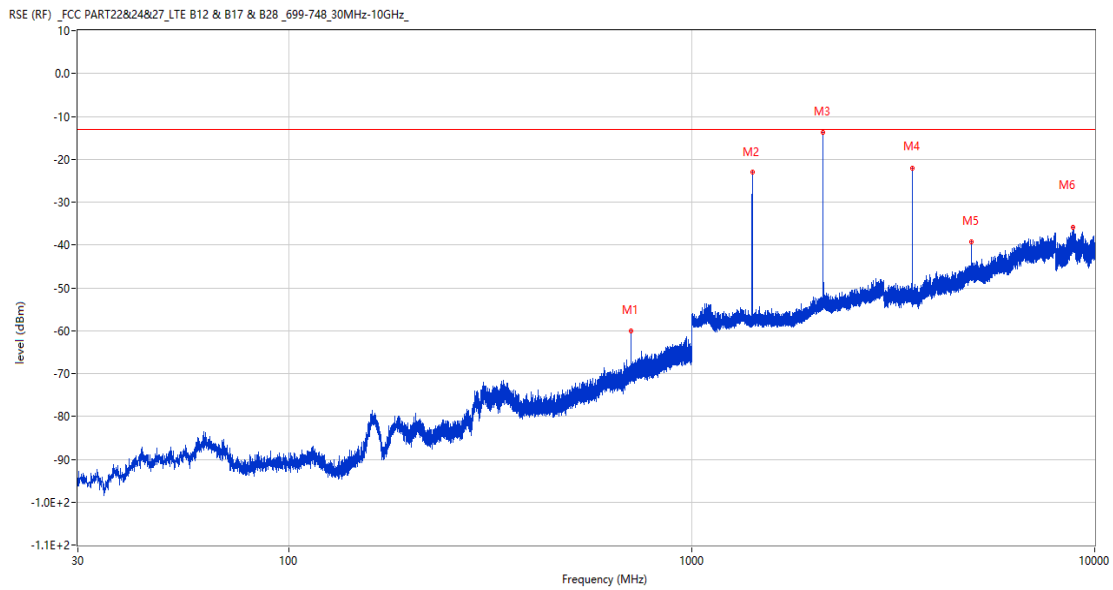
RSE-V&H LTE Band 12 BW1.4 CH23095



Frequency (MHz)	Result (dBm)	Factor (dB)	PK Limit (dBm)	Margin (dB)	Table (o)	ANT	EUT	Verdict
707.109	-62.66	3.37	-13.0	49.66	346.00	Vertical	Horizontal	N/A
1415.000	-33.67	-3.37	-13.0	20.67	190.00	Vertical	Horizontal	Pass
2122.000	-24.14	-0.21	-13.0	11.14	202.00	Vertical	Horizontal	Pass
3535.750	-35.65	6.81	-13.0	22.65	211.00	Vertical	Horizontal	Pass
7929.250	-36.74	18.59	-13.0	23.74	189.00	Vertical	Horizontal	Pass
9355.300	-36.07	19.02	-13.0	23.07	221.00	Vertical	Horizontal	Pass

12.2 LTE Band 12 BW3, Middle Channel

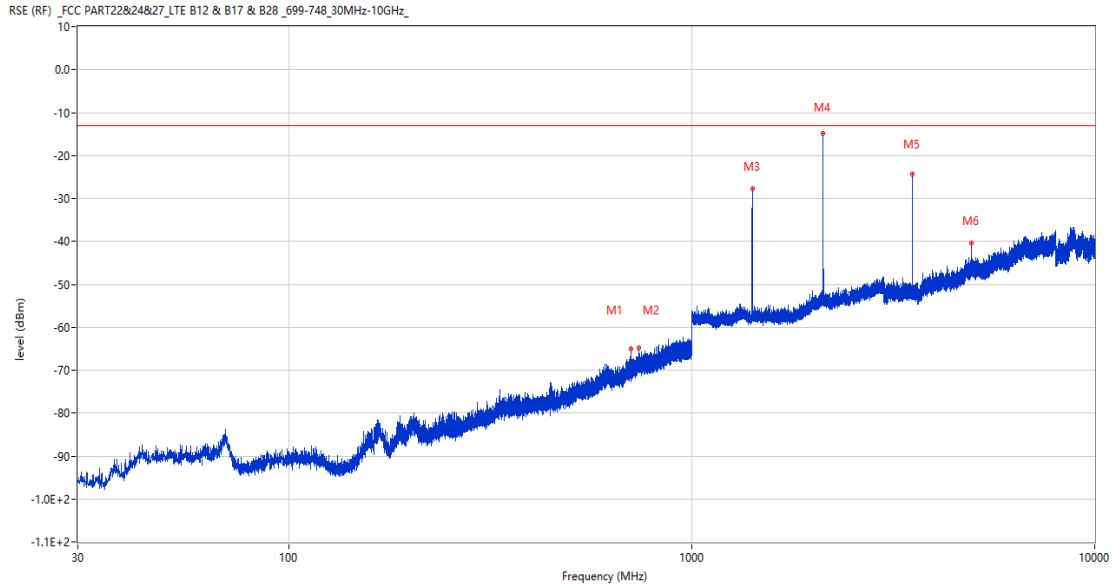
RSE-H&H LTE Band 12 BW3 CH23095



Frequency (MHz)	Result (dBm)	Factor (dB)	PK Limit (dBm)	Margin (dB)	Table (o)	ANT	EUT	Verdict
706.187	-60.12	3.35	-13.0	47.12	207.00	Horizontal	Horizontal	N/A
1413.400	-22.97	-3.44	-13.0	9.97	326.00	Horizontal	Horizontal	Pass
2119.600	-13.84	-0.07	-13.0	0.84	351.00	Horizontal	Horizontal	N/A
2119.600*	-25.957	-0.07	-13.0	12.957	351.00	Horizontal	Horizontal	Pass
3532.000	-21.99	6.80	-13.0	8.99	39.00	Horizontal	Horizontal	Pass
4944.500	-39.19	12.83	-13.0	26.19	7.00	Horizontal	Horizontal	Pass
8844.800	-35.98	20.27	-13.0	22.98	298.00	Horizontal	Horizontal	Pass

Note: The initial sweep time from 1GHz to 3GHz was previously set to 200ms, which was insufficient for RMS detection. When there are frequency points out of standard or insufficient margin, the final scan time needs to be increased to determine its compliance

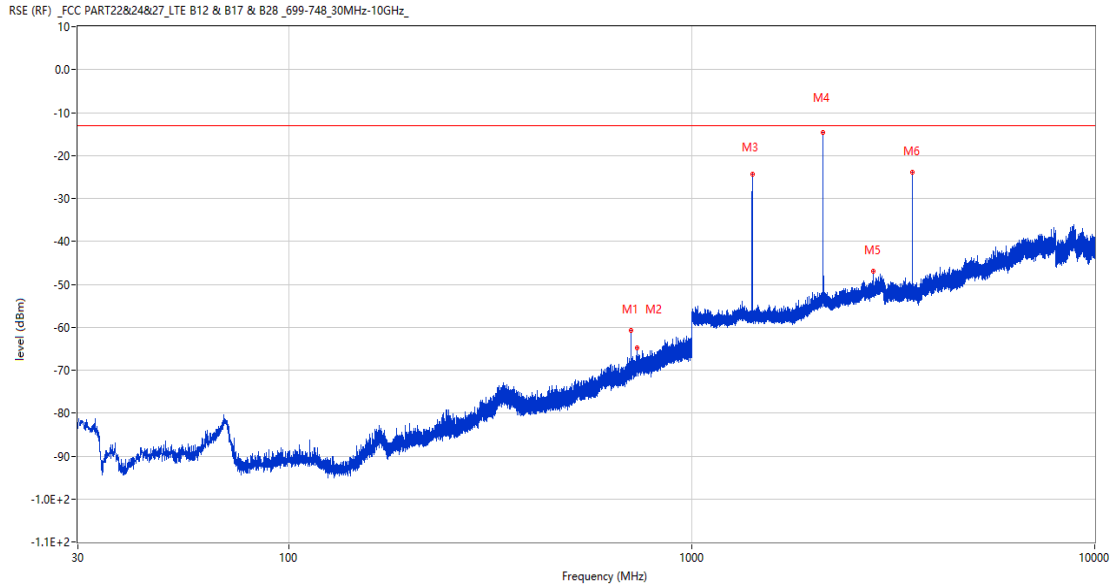
RSE-H&V LTE Band 12 BW3 CH23095



Frequency (MHz)	Result (dBm)	Factor (dB)	PK Limit (dBm)	Margin (dB)	Table (o)	ANT	EUT	Verdict
706.235	-64.96	3.35	-13.0	51.96	37.00	Horizontal	Vertical	N/A
739.798	-64.80	4.44	-13.0	51.80	271.00	Horizontal	Vertical	N/A
1413.400	-27.65	-3.44	-13.0	14.65	214.00	Horizontal	Vertical	Pass
2119.700	-14.96	-0.06	-13.0	1.96	139.00	Horizontal	Vertical	N/A
2119.700*	-26.849	-0.06	-13.0	13.849	139.00	Horizontal	Vertical	Pass
3532.000	-24.33	6.80	-13.0	11.33	166.00	Horizontal	Vertical	Pass
4944.250	-40.31	12.82	-13.0	27.31	211.00	Horizontal	Vertical	Pass

Note: The initial sweep time from 1GHz to 3GHz was previously set to 200ms, which was insufficient for RMS detection. When there are frequency points out of standard or insufficient margin, the final scan time needs to be increased to determine its compliance

RSE-V&V LTE Band 12 BW3 CH23095

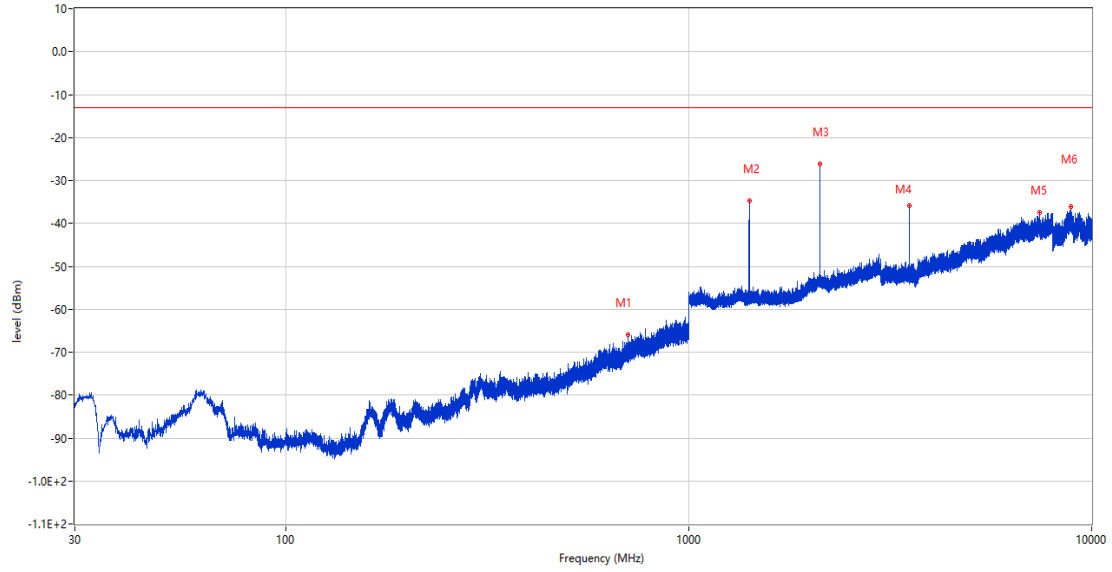


Frequency (MHz)	Result (dBm)	Factor (dB)	PK Limit (dBm)	Margin (dB)	Table (o)	ANT	EUT	Verdict
706.187	-60.67	3.35	-13.0	47.67	312.00	Vertical	Vertical	N/A
731.359	-64.78	4.11	-13.0	51.78	35.00	Vertical	Vertical	N/A
1413.300	-24.30	-3.44	-13.0	11.30	285.00	Vertical	Vertical	Pass
2119.800	-14.67	-0.06	-13.0	1.67	211.00	Vertical	Vertical	N/A
2119.800*	-25.378	-0.06	-13.0	12.378	211.00	Vertical	Vertical	Pass
2825.900	-46.99	3.31	-13.0	33.99	272.00	Vertical	Vertical	Pass
3531.750	-23.87	6.81	-13.0	10.87	288.00	Vertical	Vertical	Pass

Note: The initial sweep time from 1GHz to 3GHz was previously set to 200ms, which was insufficient for RMS detection. When there are frequency points out of standard or insufficient margin, the final scan time needs to be increased to determine its compliance

RSE-V&H LTE Band 12 BW3 CH23095

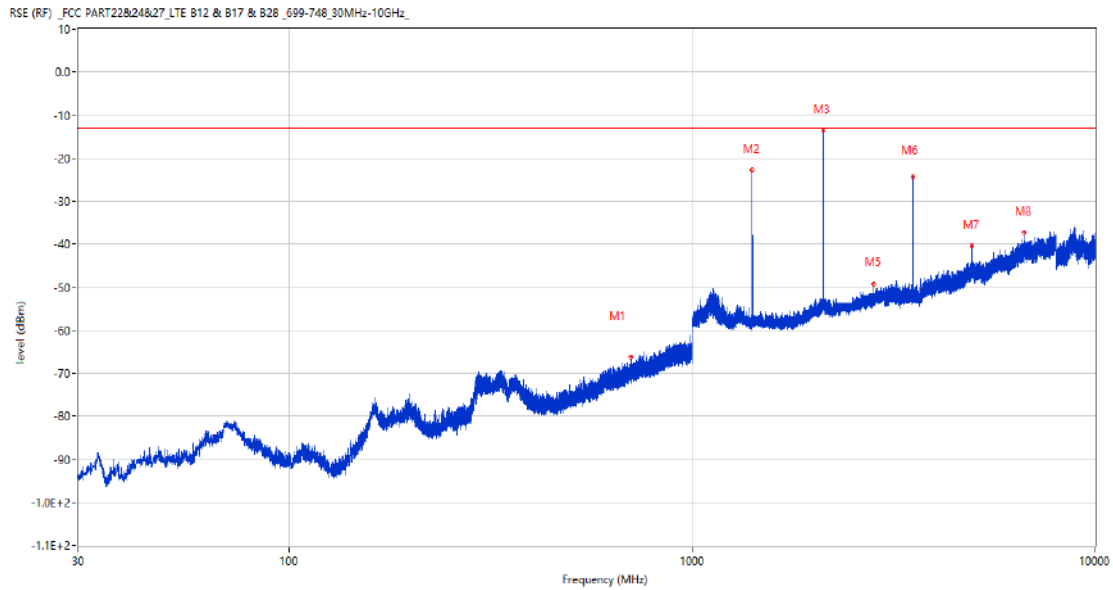
RSE (RF) FCC PART22&24&27_LTE B12 & B17 & B28_699-748_30MHz-10GHz_



Frequency (MHz)	Result (dBm)	Factor (dB)	PK Limit (dBm)	Margin (dB)	Table (o)	ANT	EUT	Verdict
706.284	-66.03	3.35	-13.0	53.03	357.00	Vertical	Horizontal	N/A
1413.300	-34.82	-3.44	-13.0	21.82	171.00	Vertical	Horizontal	Pass
2119.700	-26.07	-0.06	-13.0	13.07	103.00	Vertical	Horizontal	Pass
3531.750	-35.99	6.81	-13.0	22.99	147.00	Vertical	Horizontal	Pass
7410.250	-37.36	18.11	-13.0	24.36	190.00	Vertical	Horizontal	Pass
8882.300	-36.17	19.97	-13.0	23.17	299.00	Vertical	Horizontal	Pass

12.3 LTE Band 12 BW5, Middle Channel

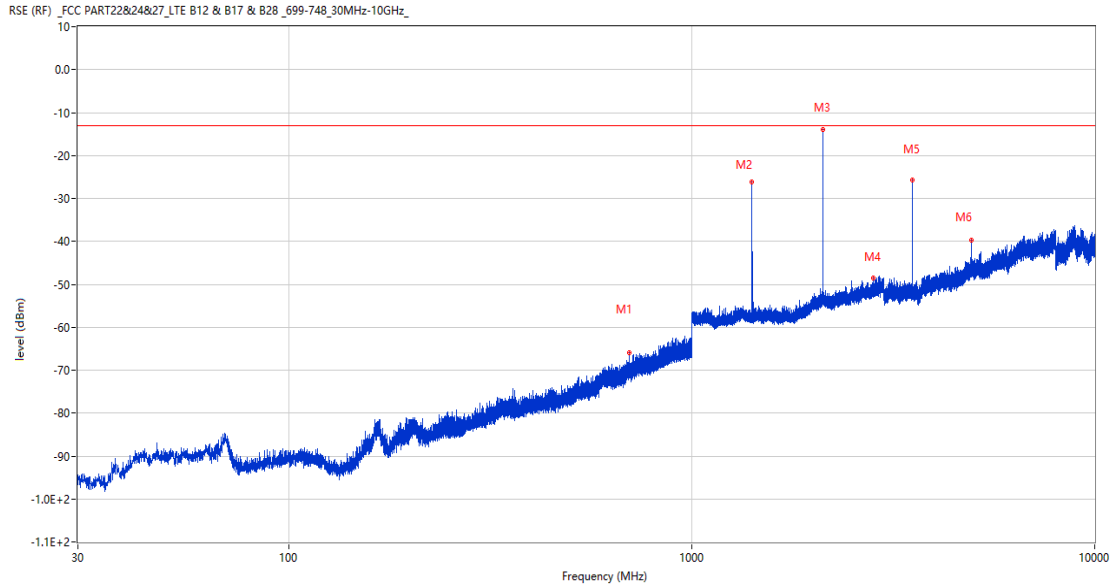
RSE-H&H LTE Band 12 BW5 CH23095



Frequency (MHz)	Result (dBm)	Factor (dB)	PK Limit (dBm)	Margin (dB)	Table (o)	ANT	EUT	Verdict
705.314	-66.10	3.33	-13.0	53.10	203.00	Horizontal	Horizontal	N/A
1411.600	-22.81	-3.37	-13.0	9.81	321.00	Horizontal	Horizontal	Pass
2117.000	-13.60	0.02	-13.0	0.60	327.00	Horizontal	Horizontal	N/A
2117.000*	-24.813	0.02	-13.0	11.813	327.00	Horizontal	Horizontal	Pass
2822.200	-49.10	3.28	-13.0	36.10	333.00	Horizontal	Horizontal	Pass
3527.500	-24.26	6.76	-13.0	11.26	17.00	Horizontal	Horizontal	Pass
4938.250	-40.40	12.74	-13.0	27.40	7.00	Horizontal	Horizontal	Pass

Note: The initial sweep time from 1GHz to 3GHz was previously set to 200ms, which was insufficient for RMS detection. When there are frequency points out of standard or insufficient margin, the final scan time needs to be increased to determine its compliance

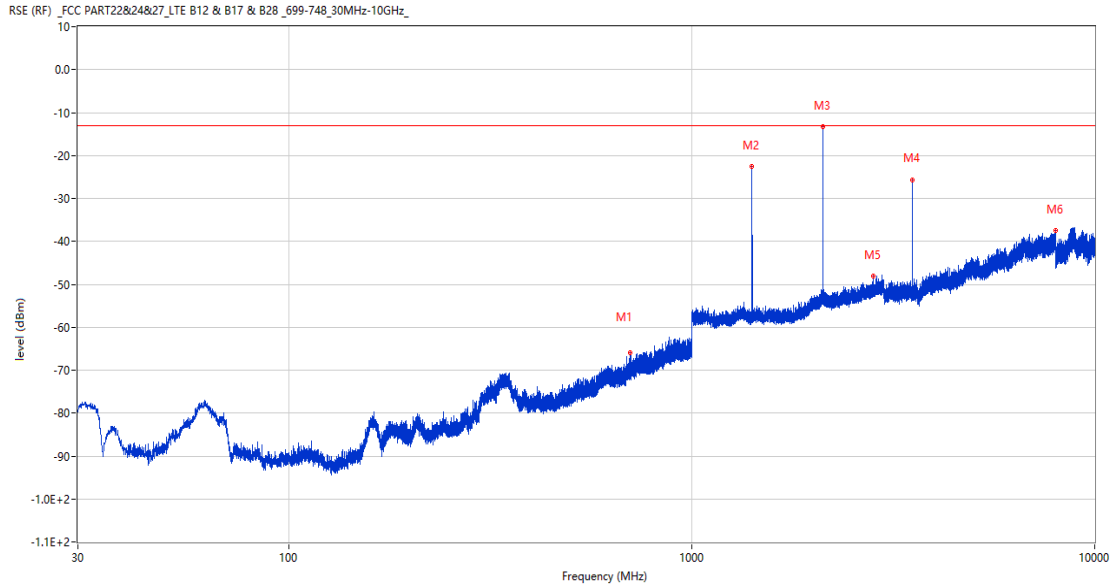
RSE-H&V LTE Band 12 BW5 CH23095



Frequency (MHz)	Result (dBm)	Factor (dB)	PK Limit (dBm)	Margin (dB)	Table (o)	ANT	EUT	Verdict
701.531	-65.83	3.24	-13.0	52.83	361.00	Horizontal	Vertical	N/A
1411.500	-26.18	-3.38	-13.0	13.18	206.00	Horizontal	Vertical	Pass
2116.900	-13.86	0.03	-13.0	0.86	181.00	Horizontal	Vertical	N/A
2116.900*	-26.748	0.03	-13.0	13.748	181.00	Horizontal	Vertical	Pass
2822.300	-48.59	3.27	-13.0	35.59	144.00	Horizontal	Vertical	Pass
3527.250	-25.62	6.73	-13.0	12.62	202.00	Horizontal	Vertical	Pass
4938.250	-39.61	12.74	-13.0	26.61	170.00	Horizontal	Vertical	Pass

Note: The initial sweep time from 1GHz to 3GHz was previously set to 200ms, which was insufficient for RMS detection. When there are frequency points out of standard or insufficient margin, the final scan time needs to be increased to determine its compliance

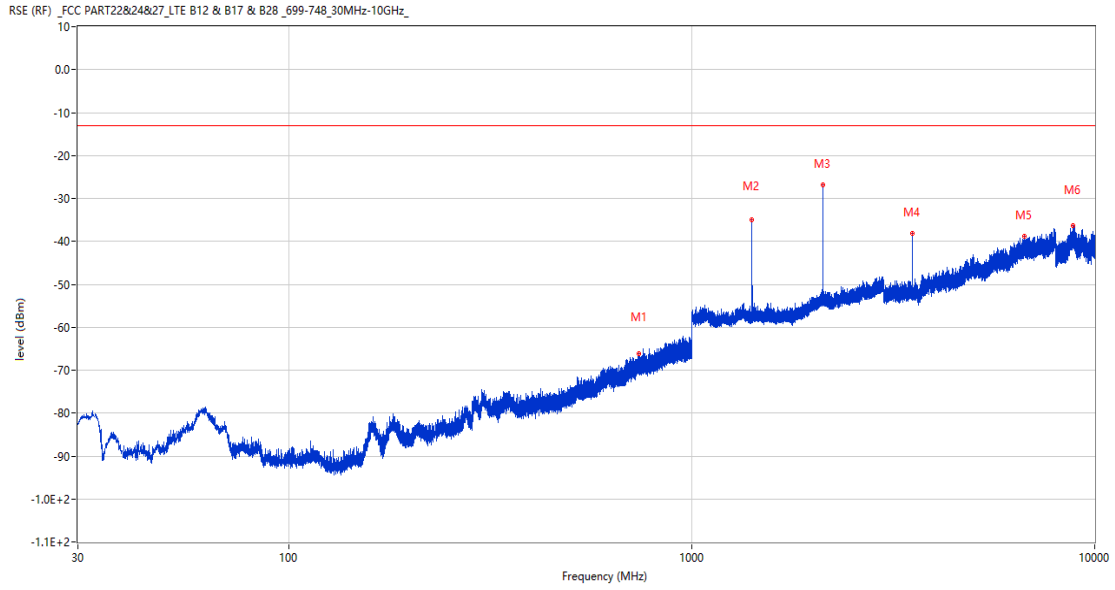
RSE-V&V LTE Band 12 BW5 CH23095



Frequency (MHz)	Result (dBm)	Factor (dB)	PK Limit (dBm)	Margin (dB)	Table (o)	ANT	EUT	Verdict
705.314	-65.85	3.33	-13.0	52.85	354.00	Vertical	Vertical	N/A
1411.600	-22.60	-3.37	-13.0	9.60	238.00	Vertical	Vertical	Pass
2116.900	-13.35	0.03	-13.0	0.35	214.00	Vertical	Vertical	N/A
2116.900*	-25.097	0.03	-13.0	12.097	214.00	Vertical	Vertical	Pass
3527.500	-25.60	6.76	-13.0	12.60	277.00	Vertical	Vertical	Pass
2822.400	-48.08	3.27	-13.0	35.08	337.00	Vertical	Vertical	Pass
7996.750	-37.55	18.82	-13.0	24.55	234.00	Vertical	Vertical	Pass

Note: The initial sweep time from 1GHz to 3GHz was previously set to 200ms, which was insufficient for RMS detection. When there are frequency points out of standard or insufficient margin, the final scan time needs to be increased to determine its compliance

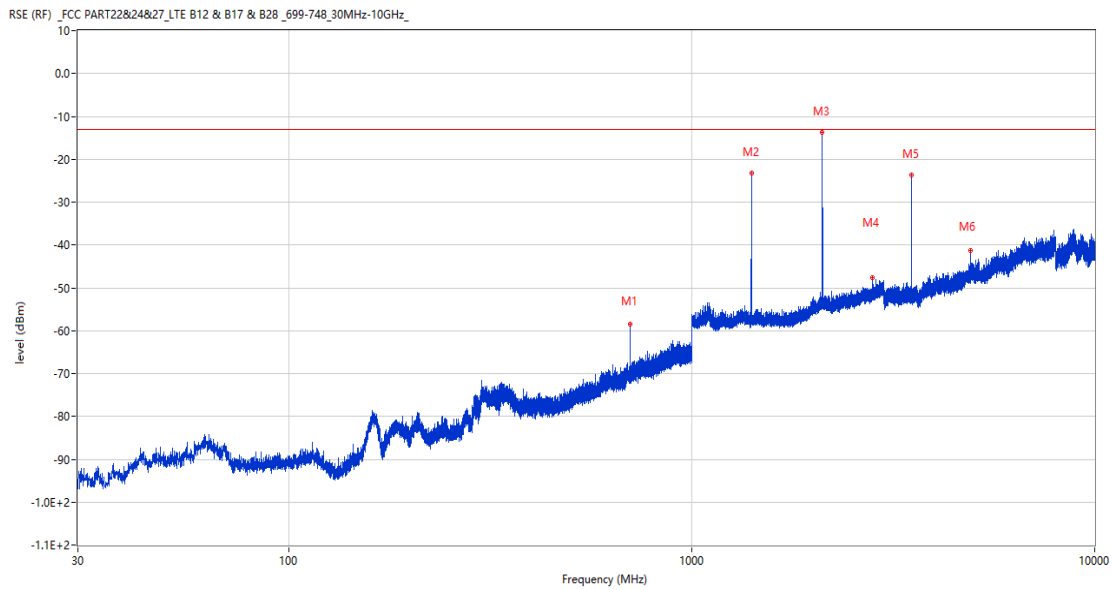
RSE-V&H LTE Band 12 BW5 CH23095



Frequency (MHz)	Result (dBm)	Factor (dB)	PK Limit (dBm)	Margin (dB)	Table (o)	ANT	EUT	Verdict
739.022	-66.19	4.41	-13.0	53.19	182.00	Vertical	Horizontal	N/A
1411.500	-35.04	-3.38	-13.0	22.04	179.00	Vertical	Horizontal	Pass
2116.900	-26.89	0.03	-13.0	13.89	210.00	Vertical	Horizontal	Pass
3527.500	-38.20	6.76	-13.0	25.20	238.00	Vertical	Horizontal	Pass
6700.750	-38.84	16.81	-13.0	25.84	315.00	Vertical	Horizontal	Pass
8848.900	-36.44	20.34	-13.0	23.44	278.00	Vertical	Horizontal	Pass

12.4 LTE Band 12 BW10, Middle Channel

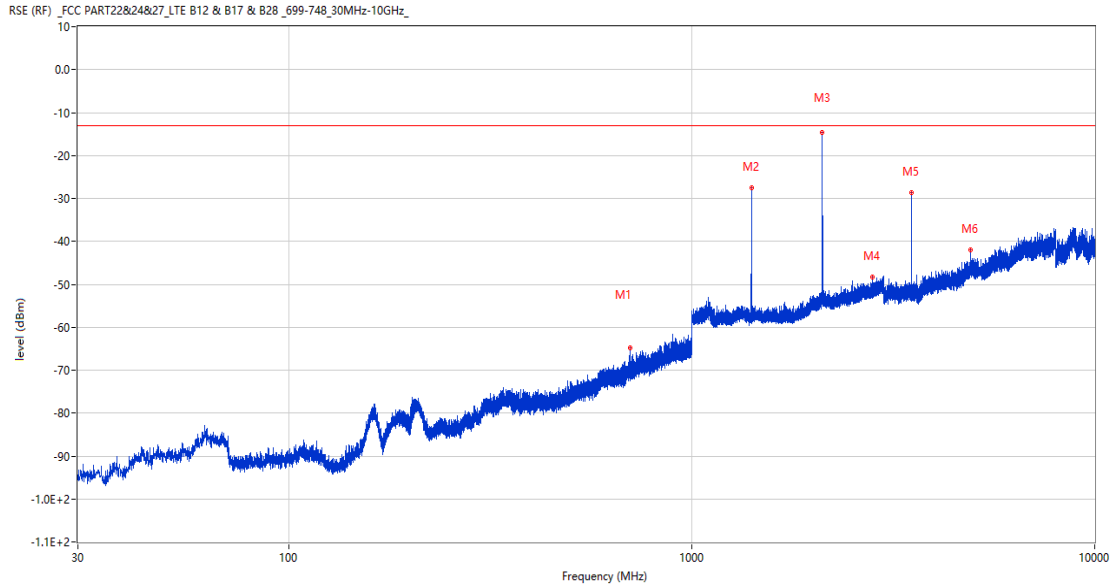
RSE-H&H LTE Band 12 BW10 CH23095



Frequency (MHz)	Result (dBm)	Factor (dB)	PK Limit (dBm)	Margin (dB)	Table (o)	ANT	EUT	Verdict
703.131	-58.43	3.28	-13.0	45.43	207.00	Horizontal	Horizontal	N/A
1407.100	-23.23	-3.43	-13.0	10.23	326.00	Horizontal	Horizontal	Pass
2110.000	-13.84	0.30	-13.0	0.84	332.00	Horizontal	Horizontal	N/A
2110.000	-24.923	0.30	-13.0	11.923	332.00	Horizontal	Horizontal	Pass
2813.000*	-47.73	3.48	-13.0	34.73	320.00	Horizontal	Horizontal	Pass
3516.250	-23.64	6.58	-13.0	10.64	14.00	Horizontal	Horizontal	Pass
4922.500	-41.37	13.34	-13.0	28.37	331.00	Horizontal	Horizontal	Pass

Note: The initial sweep time from 1GHz to 3GHz was previously set to 200ms, which was insufficient for RMS detection. When there are frequency points out of standard or insufficient margin, the final scan time needs to be increased to determine its compliance

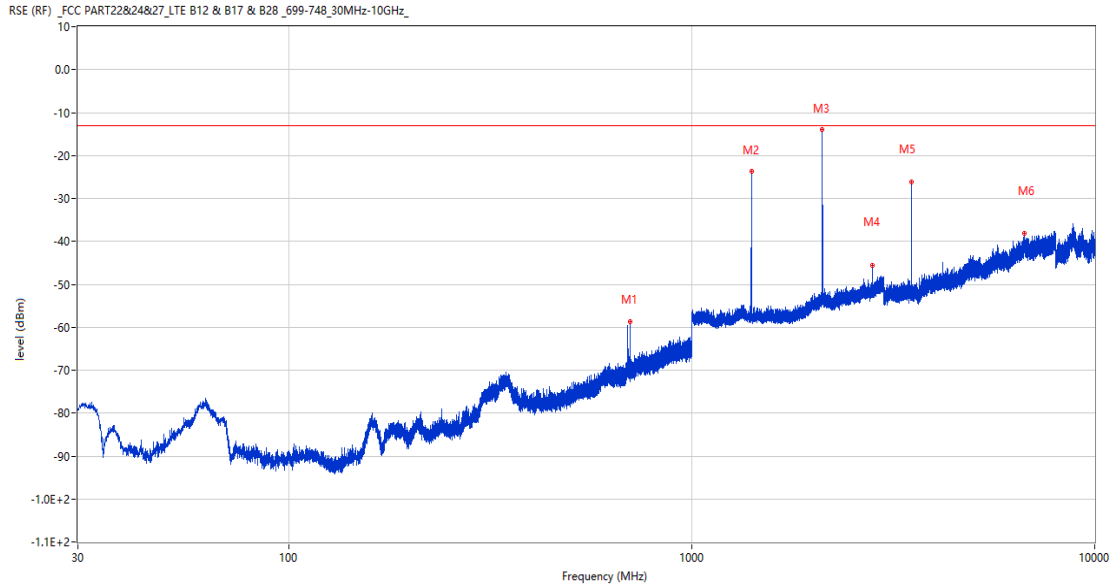
RSE-H&V LTE Band 12 BW10 CH23095



Frequency (MHz)	Result (dBm)	Factor (dB)	PK Limit (dBm)	Margin (dB)	Table (o)	ANT	EUT	Verdict
703.083	-64.90	3.28	-13.0	51.90	333.00	Horizontal	Vertical	N/A
1407.200	-27.60	-3.43	-13.0	14.60	201.00	Horizontal	Vertical	Pass
2110.200	-14.64	0.29	-13.0	1.64	189.00	Horizontal	Vertical	N/A
2110.200*	-26.053	0.29	-13.0	13.059	189.00	Horizontal	Vertical	Pass
2813.100	-48.39	3.48	-13.0	35.39	176.00	Horizontal	Vertical	Pass
3515.500	-28.74	6.60	-13.0	15.74	170.00	Horizontal	Vertical	Pass
4922.000	-41.88	13.37	-13.0	28.88	192.00	Horizontal	Vertical	Pass

Note: The initial sweep time from 1GHz to 3GHz was previously set to 200ms, which was insufficient for RMS detection. When there are frequency points out of standard or insufficient margin, the final scan time needs to be increased to determine its compliance

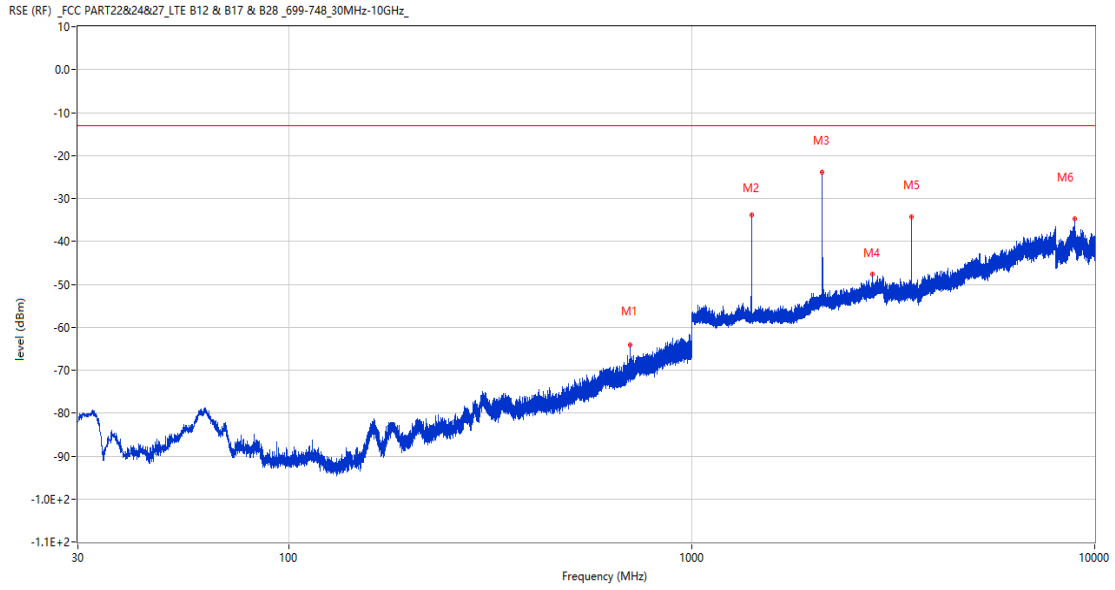
RSE-V&V LTE Band 12 BW10 CH23095



Frequency (MHz)	Result (dBm)	Factor (dB)	PK Limit (dBm)	Margin (dB)	Table (o)	ANT	EUT	Verdict
703.131	-58.59	3.28	-13.0	45.59	330.00	Vertical	Vertical	N/A
1407.000	-23.70	-3.42	-13.0	10.70	245.00	Vertical	Vertical	Pass
2110.200	-13.92	0.29	-13.0	0.92	351.00	Vertical	Vertical	N/A
2110.200*	-25.209	0.29	-13.0	12.209	351.00	Vertical	Vertical	Pass
2813.000	-45.61	3.48	-13.0	32.61	195.00	Vertical	Vertical	Pass
3516.250	-26.18	6.58	-13.0	13.18	288.00	Vertical	Vertical	Pass
6674.500	-38.17	16.67	-13.0	25.17	342.00	Vertical	Vertical	Pass

Note: The initial sweep time from 1GHz to 3GHz was previously set to 200ms, which was insufficient for RMS detection. When there are frequency points out of standard or insufficient margin, the final scan time needs to be increased to determine its compliance

RSE-V&H LTE Band 12 BW10 CH23095

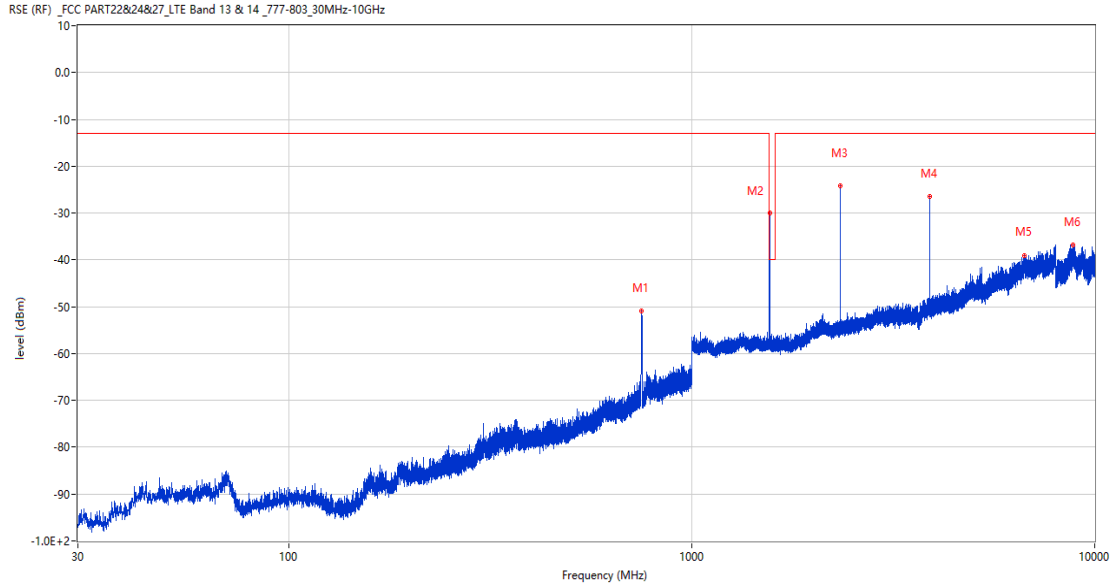


Frequency (MHz)	Result (dBm)	Factor (dB)	PK Limit (dBm)	Margin (dB)	Table (o)	ANT	EUT	Verdict
703.083	-64.05	3.28	-13.0	51.05	338.00	Vertical	Horizontal	N/A
1407.200	-33.79	-3.43	-13.0	20.79	28.00	Vertical	Horizontal	Pass
2110.200	-23.96	0.29	-13.0	10.96	201.00	Vertical	Horizontal	Pass
2813.100	-47.60	3.48	-13.0	34.60	177.00	Vertical	Horizontal	Pass
3516.250	-34.22	6.58	-13.0	21.22	234.00	Vertical	Horizontal	Pass
8926.099	-34.79	19.58	-13.0	21.79	360.00	Vertical	Horizontal	Pass

13 LTE Band 13

13.1 LTE Band 13 BW5, Middle Channel

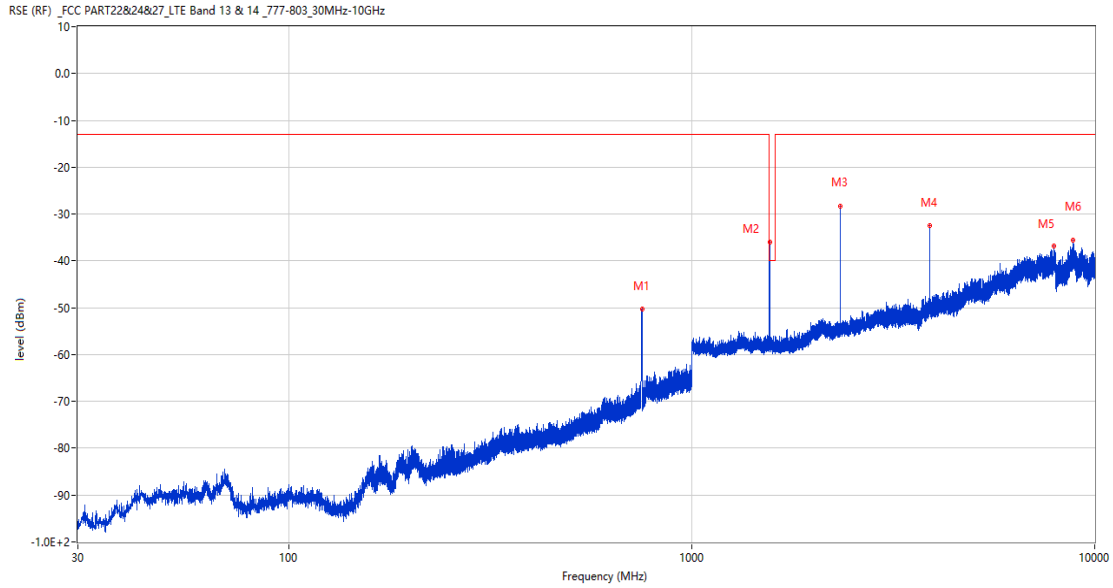
RSE-H&H LTE Band 13 BW5 CH23230



Frequency (MHz)	Result (dBm)	Factor (dB)	PK Limit (dBm)	Margin (dB)	Table (o)	ANT	EUT	Verdict
749.013	-50.85	3.29	-13.0	37.85	296.00	Horizontal	Horizontal	N/A
1560.700	-30.07	-3.36	-40.0	-9.93	351.00	Horizontal	Horizontal	N/A
1560.700*	-46.118	-3.36	-40.0	6.118	351.00	Horizontal	Horizontal	Pass
2340.600	-24.24	0.55	-13.0	11.24	339.00	Horizontal	Horizontal	Pass
3900.000	-26.52	10.26	-13.0	13.52	7.00	Horizontal	Horizontal	Pass
6698.750	-38.99	16.91	-13.0	25.99	7.00	Horizontal	Horizontal	Pass
8854.500	-36.83	20.31	-13.0	23.83	99.00	Horizontal	Horizontal	Pass

Note: The initial sweep time from 1GHz to 3GHz was previously set to 200ms, which was insufficient for RMS detection. When there are frequency points out of standard or insufficient margin, the final scan time needs to be increased to determine its compliance

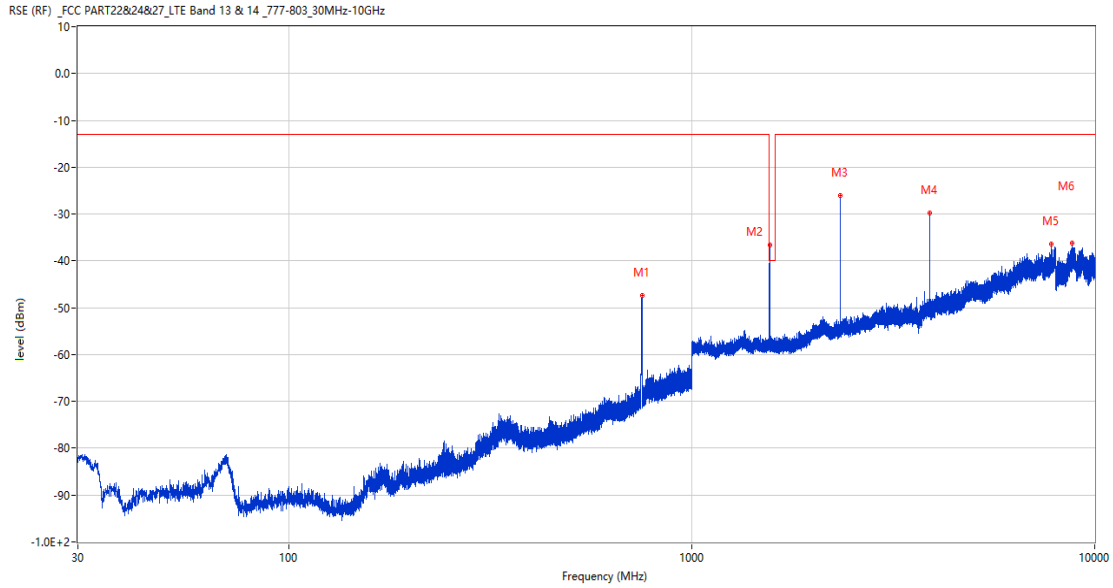
RSE-H&V LTE Band 13 BW5 CH23230



Frequency (MHz)	Result (dBm)	Factor (dB)	PK Limit (dBm)	Margin (dB)	Table (o)	ANT	EUT	Verdict
752.505	-50.31	3.30	-13.0	37.31	233.00	Horizontal	Vertical	N/A
1560.700	-36.07	-3.36	-40.0	-3.93	345.00	Horizontal	Vertical	N/A
1560.700*	-49.382	-3.36	-40.0	9.382	345.00	Horizontal	Vertical	Pass
2340.500	-28.24	0.54	-13.0	15.24	129.00	Horizontal	Vertical	Pass
3899.500	-32.42	10.26	-13.0	19.42	170.00	Horizontal	Vertical	Pass
7937.250	-36.80	18.96	-13.0	23.80	63.00	Horizontal	Vertical	Pass
8827.700	-35.54	19.99	-13.0	22.54	355.00	Horizontal	Vertical	Pass

Note: The initial sweep time from 1GHz to 3GHz was previously set to 200ms, which was insufficient for RMS detection. When there are frequency points out of standard or insufficient margin, the final scan time needs to be increased to determine its compliance

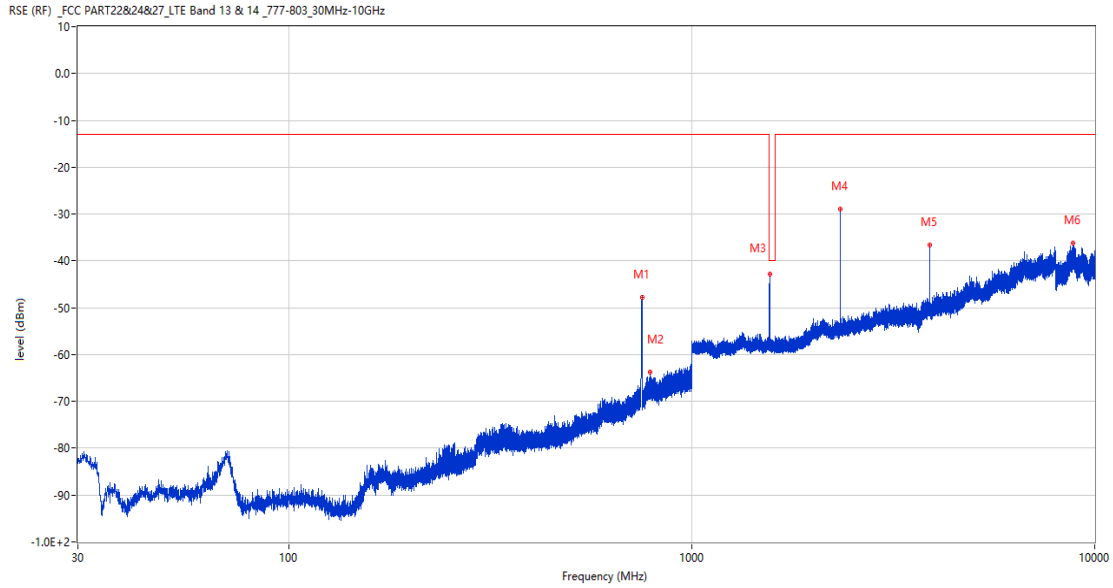
RSE-V&V LTE Band 13 BW5 CH23230



Frequency (MHz)	Result (dBm)	Factor (dB)	PK Limit (dBm)	Margin (dB)	Table (o)	ANT	EUT	Verdict
753.086	-47.43	3.29	-13.0	34.43	284.00	Vertical	Vertical	N/A
1560.600	-36.62	-3.35	-40.0	-3.38	121.00	Vertical	Vertical	N/A
1560.600*	-47.776	-3.35	-40.0	7.776	121.00	Vertical	Vertical	Pass
2340.400	-26.05	0.53	-13.0	13.05	83.00	Vertical	Vertical	Pass
3899.500	-29.74	10.26	-13.0	16.74	202.00	Vertical	Vertical	Pass
7790.000	-36.31	18.27	-13.0	23.31	52.00	Vertical	Vertical	Pass
8810.401	-36.29	19.71	-13.0	23.29	106.00	Vertical	Vertical	Pass

Note: The initial sweep time from 1GHz to 3GHz was previously set to 200ms, which was insufficient for RMS detection. When there are frequency points out of standard or insufficient margin, the final scan time needs to be increased to determine its compliance

RSE-V&H LTE Band 13 BW5 CH23230

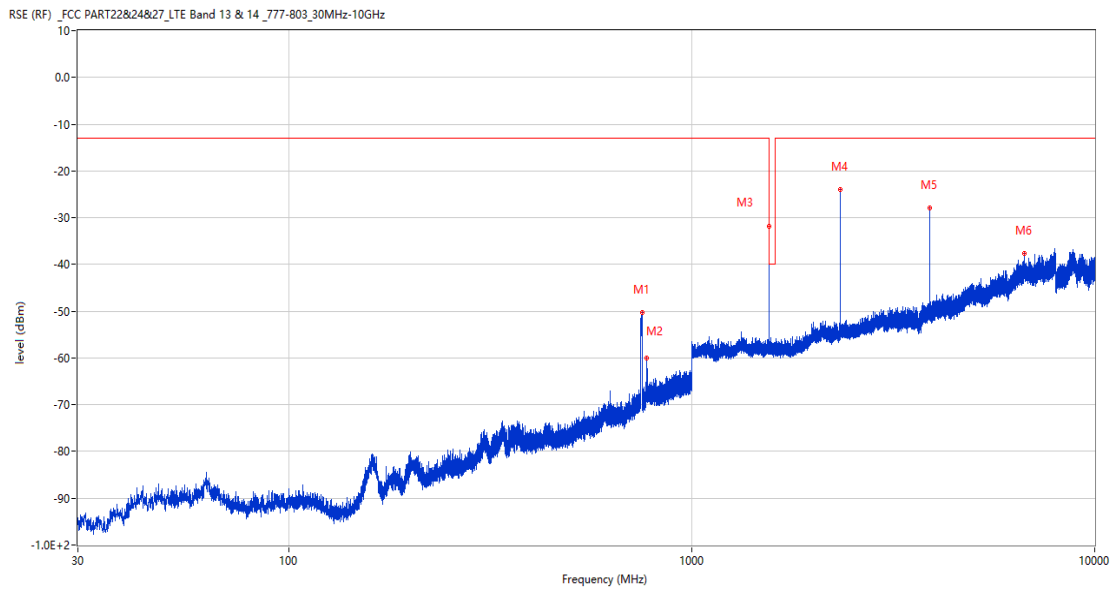


Frequency (MHz)	Result (dBm)	Factor (dB)	PK Limit (dBm)	Margin (dB)	Table (o)	ANT	EUT	Verdict
752.553	-47.77	3.30	-13.0	34.77	285.00	Vertical	Horizontal	N/A
790.383	-63.85	5.82	-13.0	50.85	186.00	Vertical	Horizontal	N/A
1560.800	-42.87	-3.35	-40.0	2.87	5.00	Vertical	Horizontal	N/A
1560.800*	-56.585	-3.35	-40.0	16.5858	5.00	Vertical	Horizontal	Pass
2340.500	-29.04	0.54	-13.0	16.04	160.00	Vertical	Horizontal	Pass
3900.000	-36.57	10.26	-13.0	23.57	215.00	Vertical	Horizontal	Pass
8835.500	-36.20	20.12	-13.0	23.20	142.00	Vertical	Horizontal	Pass

Note: The initial sweep time from 1GHz to 3GHz was previously set to 200ms, which was insufficient for RMS detection. When there are frequency points out of standard or insufficient margin, the final scan time needs to be increased to determine its compliance

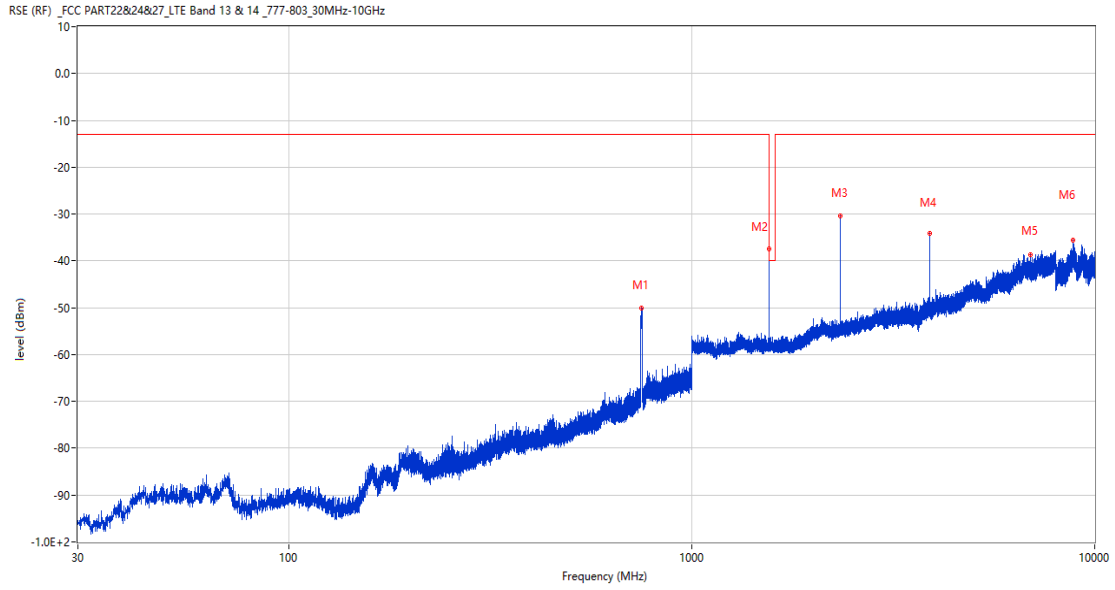
13.2 LTE Band 13 BW10, Middle Channel

RSE-H&H LTE Band 13 BW10 CH23230



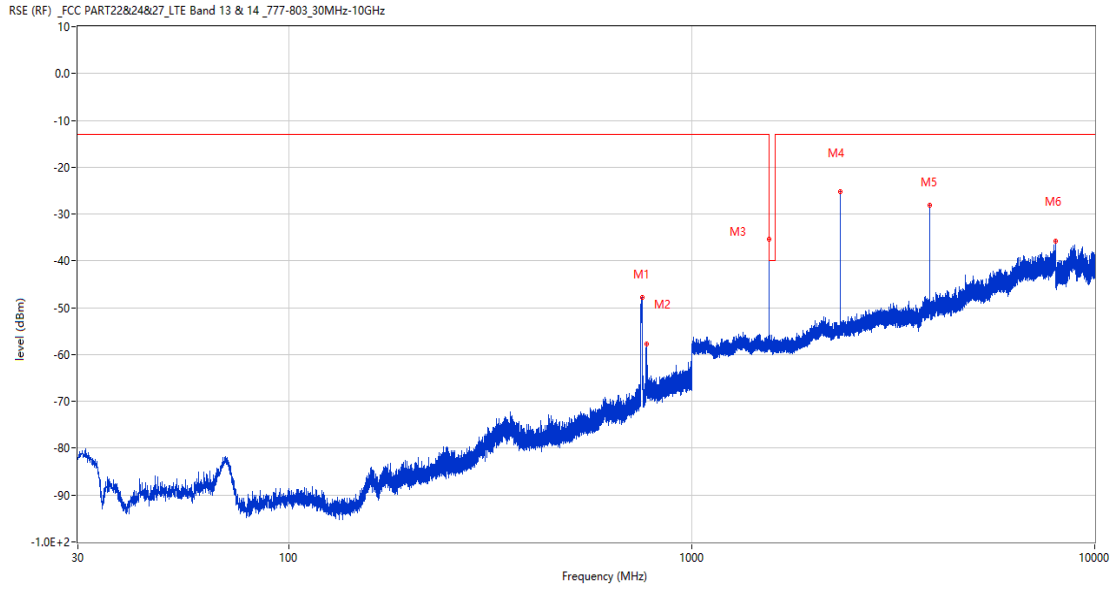
Frequency (MHz)	Result (dBm)	Factor (dB)	PK Limit (dBm)	Margin (dB)	Table (o)	ANT	EUT	Verdict
754.833	-50.23	3.25	-13.0	37.23	241.00	Horizontal	Horizontal	N/A
773.214	-60.05	5.85	-13.0	47.05	199.00	Horizontal	Horizontal	N/A
1556.000	-31.90	-3.15	-13.0	18.90	333.00	Horizontal	Horizontal	Pass
2333.700	-23.97	0.25	-13.0	10.97	333.00	Horizontal	Horizontal	Pass
3888.750	-27.98	9.73	-13.0	14.98	28.00	Horizontal	Horizontal	Pass
6674.500	-37.63	16.67	-13.0	24.63	334.00	Horizontal	Horizontal	Pass

RSE-H&V LTE Band 13 BW10 CH23230



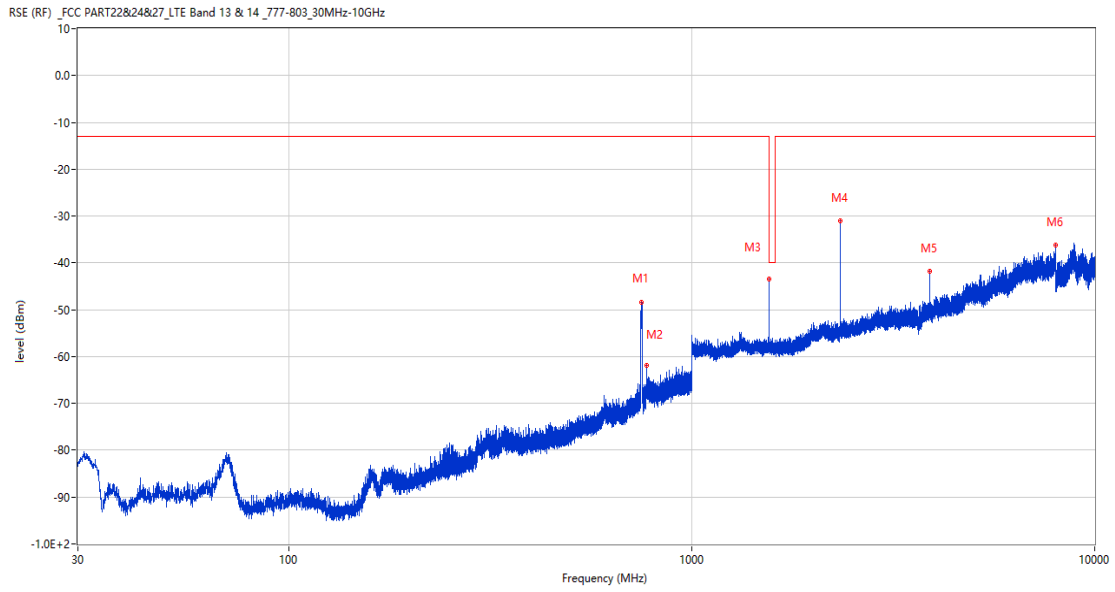
Frequency (MHz)	Result (dBm)	Factor (dB)	PK Limit (dBm)	Margin (dB)	Table (o)	ANT	EUT	Verdict
748.721	-50.16	3.30	-13.0	37.16	167.00	Horizontal	Vertical	N/A
1555.800	-37.54	-3.14	-13.0	24.54	154.00	Horizontal	Vertical	Pass
2333.700	-30.42	0.25	-13.0	17.42	340.00	Horizontal	Vertical	Pass
3888.750	-34.03	9.73	-13.0	21.03	246.00	Horizontal	Vertical	Pass
6917.250	-38.59	16.55	-13.0	25.59	203.00	Horizontal	Vertical	Pass
8824.300	-35.50	19.94	-13.0	22.50	76.00	Horizontal	Vertical	Pass

RSE-V&V LTE Band 13 BW10 CH23230



Frequency (MHz)	Result (dBm)	Factor (dB)	PK Limit (dBm)	Margin (dB)	Table (o)	ANT	EUT	Verdict
753.959	-47.90	3.35	-13.0	34.90	289.00	Vertical	Vertical	N/A
773.117	-57.84	5.85	-13.0	44.84	351.00	Vertical	Vertical	N/A
1556.000	-35.34	-3.15	-13.0	22.34	107.00	Vertical	Vertical	Pass
2333.800	-25.19	0.25	-13.0	12.19	235.00	Vertical	Vertical	Pass
3888.750	-28.12	9.73	-13.0	15.12	257.00	Vertical	Vertical	Pass
7991.000	-35.76	18.45	-13.0	22.76	191.00	Vertical	Vertical	Pass

RSE-V&H LTE Band 13 BW10 CH23230

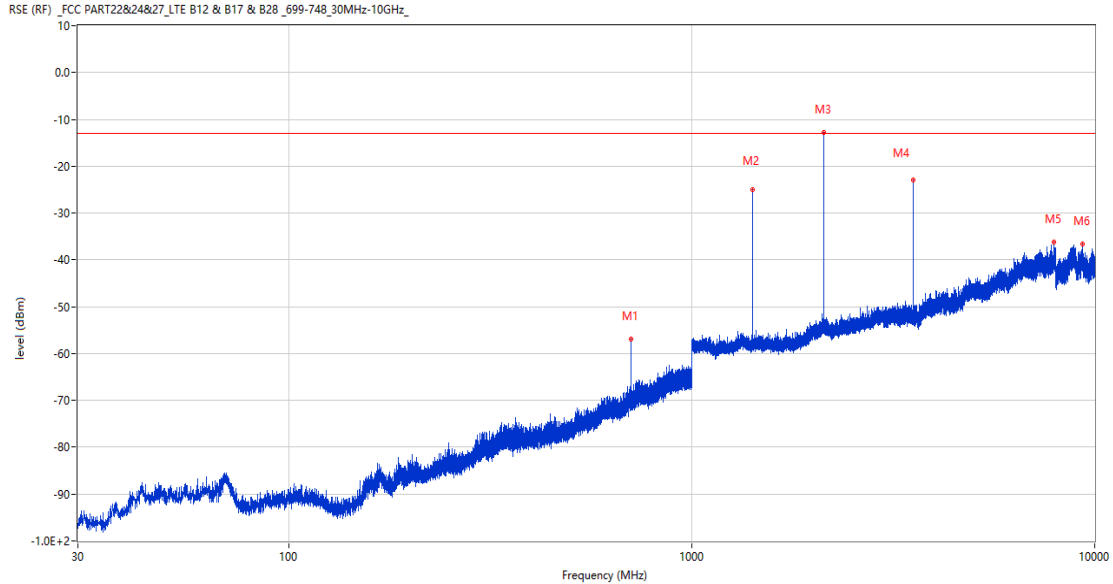


Frequency (MHz)	Result (dBm)	Factor (dB)	PK Limit (dBm)	Margin (dB)	Table (o)	ANT	EUT	Verdict
749.158	-48.32	3.28	-13.0	35.32	286.00	Vertical	Horizontal	N/A
773.068	-61.90	5.85	-13.0	48.90	187.00	Vertical	Horizontal	N/A
1556.100	-43.53	-3.15	-13.0	30.53	135.00	Vertical	Horizontal	Pass
2333.700	-31.04	0.25	-13.0	18.04	153.00	Vertical	Horizontal	Pass
3888.250	-41.73	9.72	-13.0	28.73	50.00	Vertical	Horizontal	Pass
8000.000	-36.22	19.04	-13.0	23.22	40.00	Vertical	Horizontal	Pass

14 LTE Band 17

14.1 LTE Band 17 BW5, Middle Channel

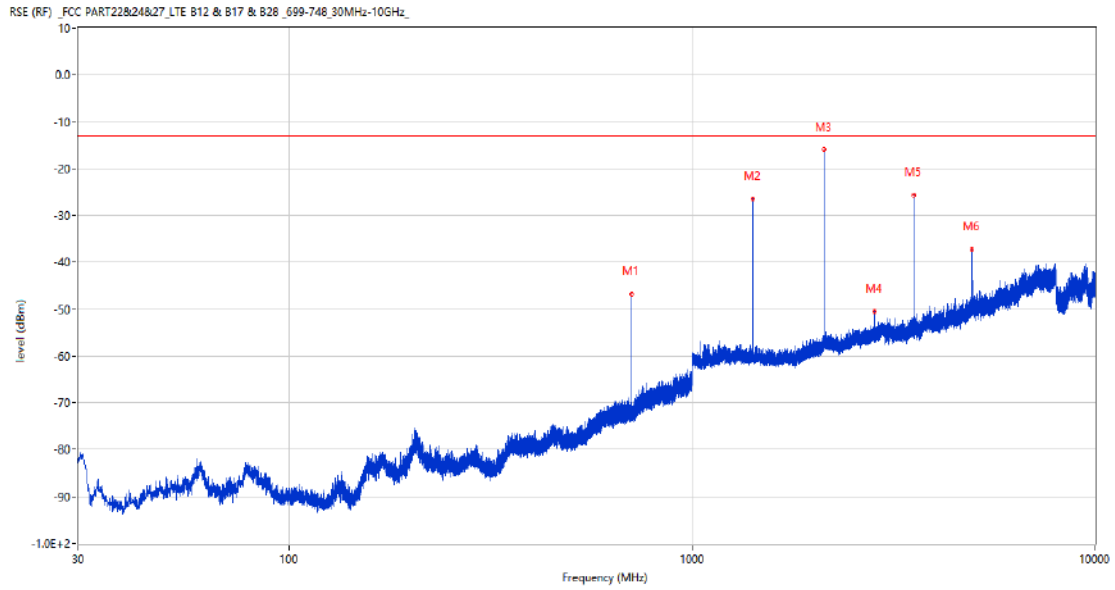
RSE-H&H LTE Band 17 BW5 CH23790



Frequency (MHz)	Result (dBm)	Factor (dB)	PK Limit (dBm)	Margin (dB)	Table (o)	ANT	EUT	Verdict
707.836	-56.90	3.38	-13.0	43.90	206.00	Horizontal	Horizontal	N/A
1416.500	-25.01	-3.33	-13.0	12.01	1.00	Horizontal	Horizontal	Pass
2124.400	-12.73	-0.22	-13.0	-0.27	337.00	Horizontal	Horizontal	N/A
2124.400*	-26.113	-0.22	-13.0	13.113	337.00	Horizontal	Horizontal	Pass
3539.750	-22.83	6.91	-13.0	9.83	20.00	Horizontal	Horizontal	Pass
7922.000	-36.29	18.28	-13.0	23.29	299.00	Horizontal	Horizontal	Pass
9321.400	-36.64	19.51	-13.0	23.64	360.00	Horizontal	Horizontal	Pass

Note: The initial sweep time from 1GHz to 3GHz was previously set to 200ms, which was insufficient for RMS detection. When there are frequency points out of standard or insufficient margin, the final scan time needs to be increased to determine its compliance

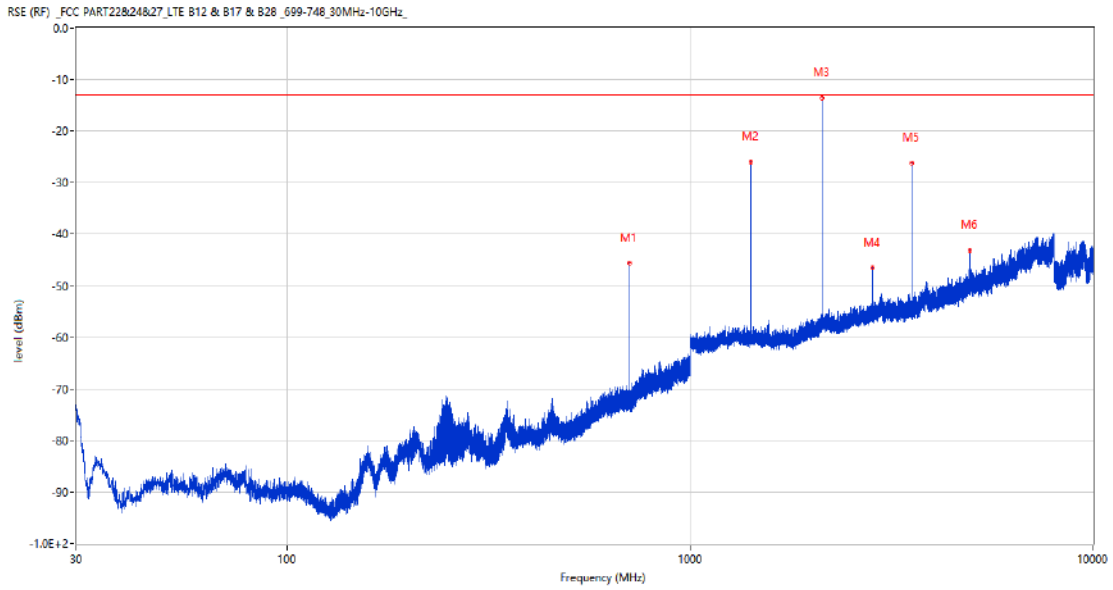
RSE-H&V LTE Band 17 BW5 CH23790



Frequency (MHz)	Result (dBm)	Factor (dB)	PK Limit (dBm)	Margin (dB)	Table (o)	ANT	EUT	Verdict
707.885	-46.69	1.12	-13.0	33.69	361.00	Horizontal	Vertical	N/A
1416.400	-26.49	-5.39	-13.0	13.49	150.00	Horizontal	Vertical	Pass
2124.400	-15.84	-2.31	-13.0	2.84	130.00	Horizontal	Vertical	N/A
2124.400*	-26.853	-2.31	-13.0	13.853	130.00	Horizontal	Vertical	Pass
2832.300	-50.48	1.23	-13.0	37.48	312.00	Horizontal	Vertical	Pass
3540.000	-25.67	4.99	-13.0	12.67	167.00	Horizontal	Vertical	Pass
4955.500	-37.31	8.65	-13.0	24.31	179.00	Horizontal	Vertical	Pass

Note: The initial sweep time from 1GHz to 3GHz was previously set to 200ms, which was insufficient for RMS detection. When there are frequency points out of standard or insufficient margin, the final scan time needs to be increased to determine its compliance

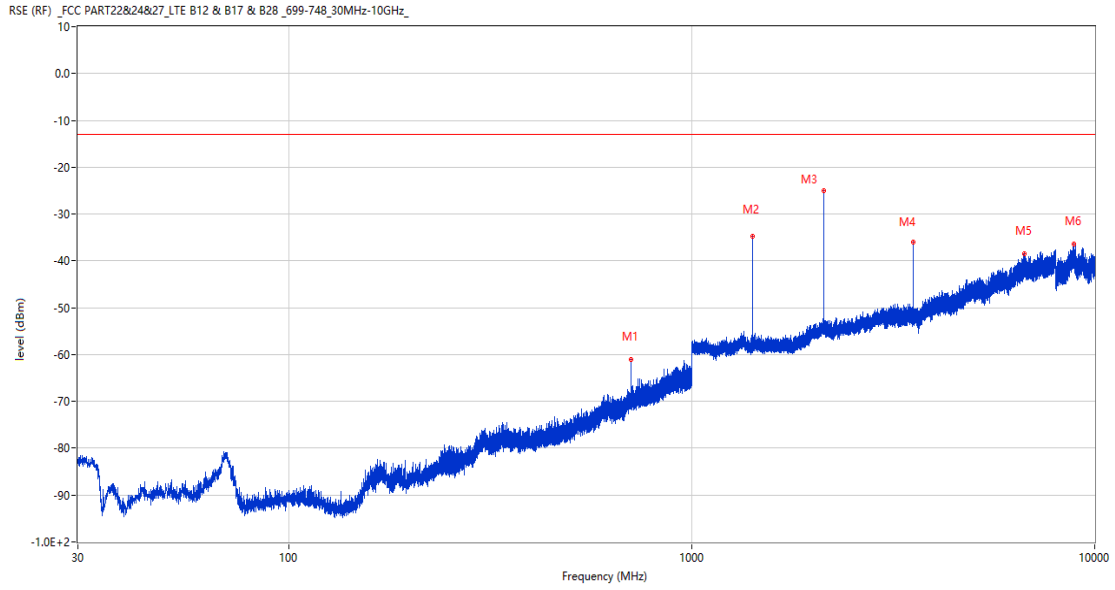
RSE-V&V LTE Band 17 BW5 CH23790



Frequency (MHz)	Result (dBm)	Factor (dB)	PK Limit (dBm)	Margin (dB)	Table (o)	ANT	EUT	Verdict
707.787	-45.61	1.12	-13.0	32.61	232.00	Vertical	Vertical	N/A
1416.500	-25.96	-5.40	-13.0	12.96	175.00	Vertical	Vertical	Pass
2124.300	-13.56	-2.31	-13.0	0.56	187.00	Vertical	Vertical	N/A
2124.300*	-26.652	-2.31	-13.0	13.652	187.00	Vertical	Vertical	Pass
2832.300	-46.53	1.23	-13.0	33.53	207.00	Vertical	Vertical	Pass
3539.750	-26.16	4.99	-13.0	13.16	259.00	Vertical	Vertical	Pass
4955.750	-43.04	8.65	-13.0	30.04	143.00	Vertical	Vertical	Pass

Note: The initial sweep time from 1GHz to 3GHz was previously set to 200ms, which was insufficient for RMS detection. When there are frequency points out of standard or insufficient margin, the final scan time needs to be increased to determine its compliance

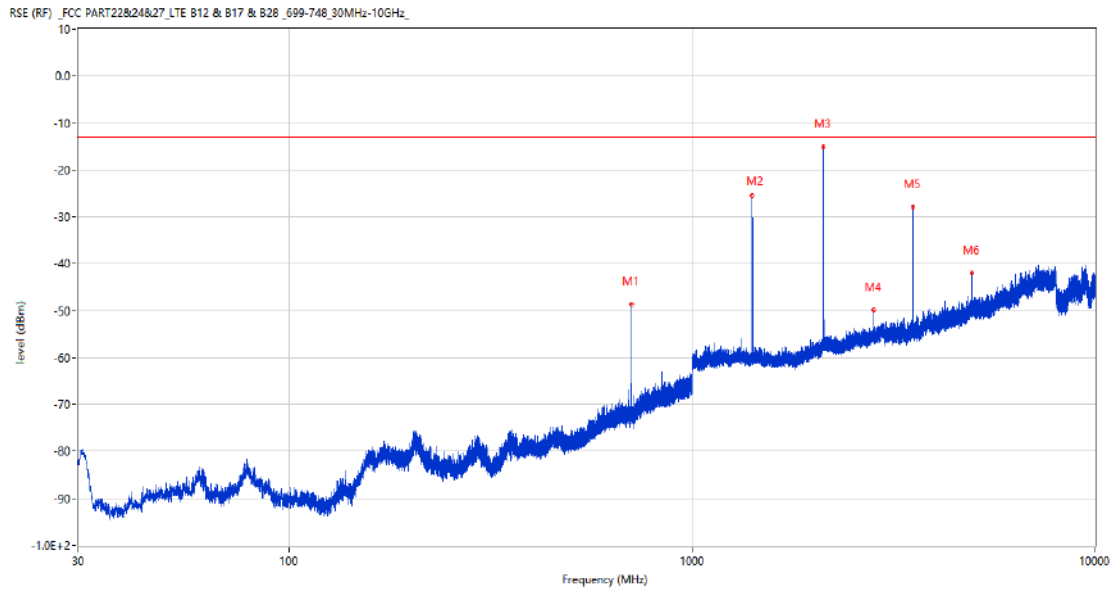
RSE-V&H LTE Band 17 BW5 CH23790



Frequency (MHz)	Result (dBm)	Factor (dB)	PK Limit (dBm)	Margin (dB)	Table (o)	ANT	EUT	Verdict
707.836	-61.11	3.38	-13.0	48.11	191.00	Vertical	Horizontal	N/A
1416.800	-34.76	-3.27	-13.0	21.76	213.00	Vertical	Horizontal	Pass
2124.500	-24.93	-0.22	-13.0	11.93	194.00	Vertical	Horizontal	Pass
3540.000	-35.89	6.90	-13.0	22.89	203.00	Vertical	Horizontal	Pass
6696.000	-38.55	16.95	-13.0	25.55	310.00	Vertical	Horizontal	Pass
8870.100	-36.46	20.11	-13.0	23.46	86.00	Vertical	Horizontal	Pass

14.2 LTE Band 17 BW10, Middle Channel

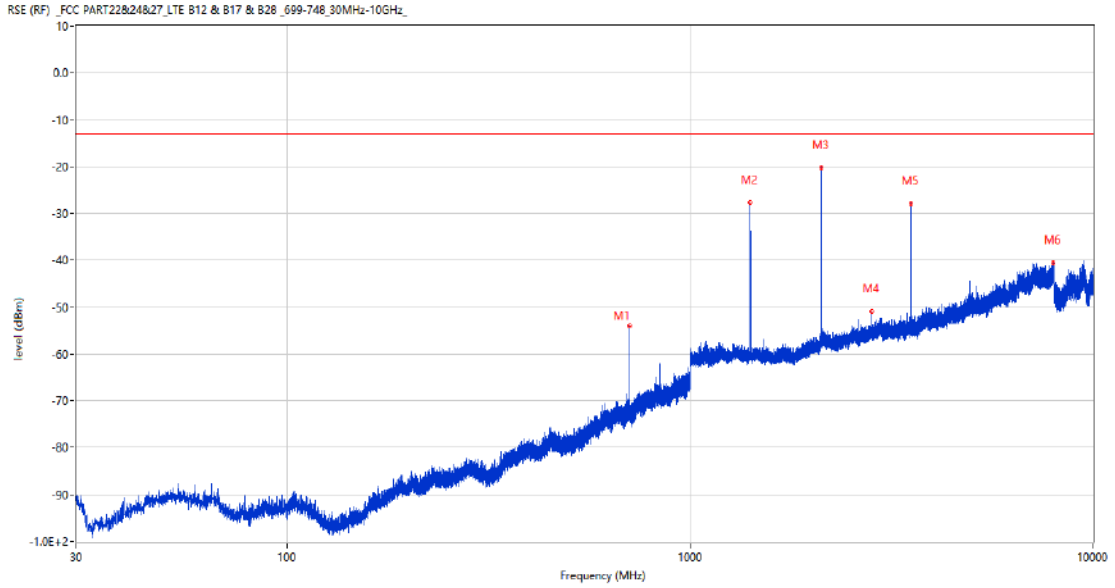
RSE-H&H LTE Band 17 BW10 CH23790



Frequency (MHz)	Result (dBm)	Factor (dB)	PK Limit (dBm)	Margin (dB)	Table (o)	ANT	EUT	Verdict
705.605	-48.53	1.09	-13.0	35.53	100.00	Horizontal	Horizontal	N/A
1412.200	-25.36	-5.15	-13.0	12.36	321.00	Horizontal	Horizontal	Pass
2117.700	-15.13	-2.58	-13.0	2.13	295.00	Horizontal	Horizontal	N/A
2117.700*	-27.776	-2.58	-13.0	14.776	295.00	Horizontal	Horizontal	Pass
2823.200	-49.87	1.13	-13.0	36.87	301.00	Horizontal	Horizontal	Pass
3528.500	-27.96	5.07	-13.0	14.96	1.00	Horizontal	Horizontal	Pass
4939.750	-41.98	8.84	-13.0	28.98	327.00	Horizontal	Horizontal	Pass

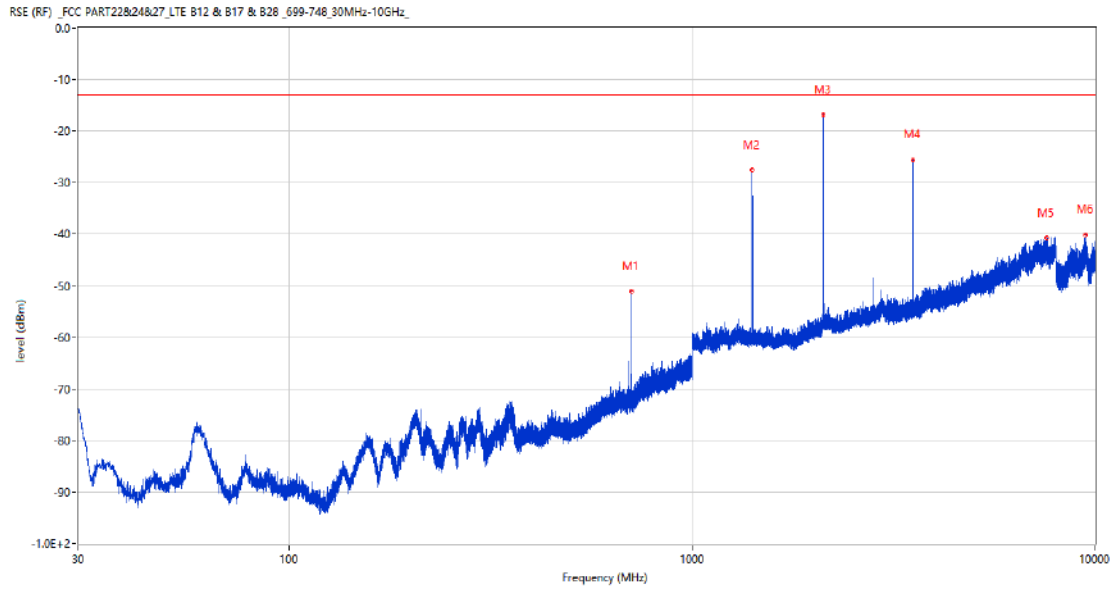
Note: The initial sweep time from 1GHz to 3GHz was previously set to 200ms, which was insufficient for RMS detection. When there are frequency points out of standard or insufficient margin, the final scan time needs to be increased to determine its compliance

RSE-H&V LTE Band 17 BW10 CH23790



Frequency (MHz)	Result (dBm)	Factor (dB)	PK Limit (dBm)	Margin (dB)	Table (o)	ANT	EUT	Verdict
705.605	-54.04	1.09	-13.0	41.04	357.00	Horizontal	Vertical	N/A
1412.100	-27.73	-5.16	-13.0	14.73	319.00	Horizontal	Vertical	Pass
2117.800	-20.21	-2.57	-13.0	7.21	129.00	Horizontal	Vertical	Pass
2823.000	-50.85	1.14	-13.0	37.85	148.00	Horizontal	Vertical	Pass
3528.500	-27.98	5.07	-13.0	14.98	128.00	Horizontal	Vertical	Pass
7955.250	-40.65	15.02	-13.0	27.65	260.00	Horizontal	Vertical	Pass

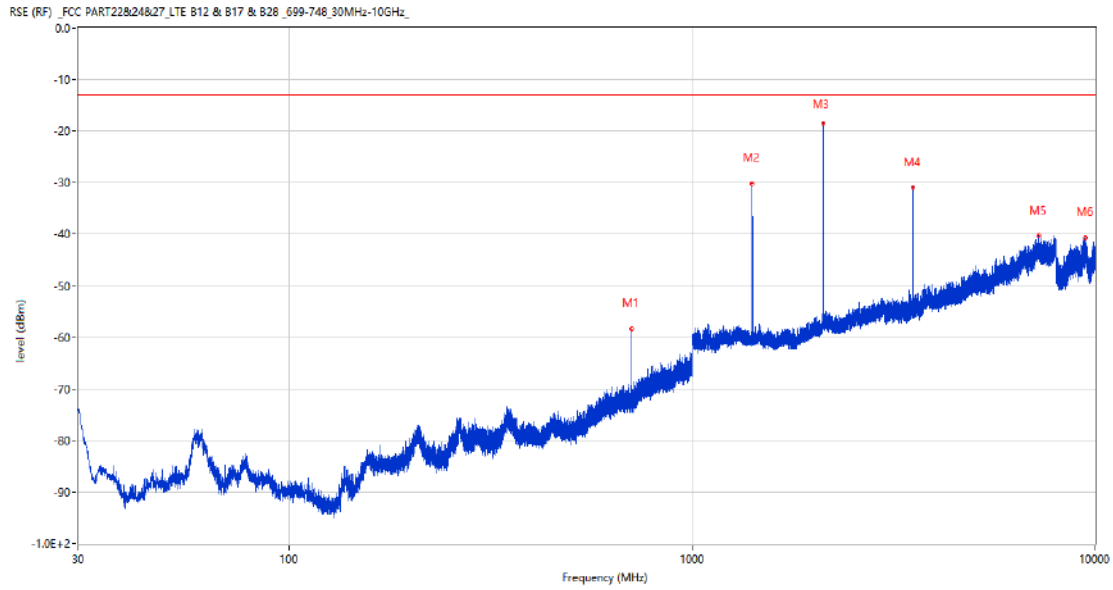
RSE-V&V LTE Band 17 BW10 CH23790



Frequency (MHz)	Result (dBm)	Factor (dB)	PK Limit (dBm)	Margin (dB)	Table (o)	ANT	EUT	Verdict
705.654	-51.00	1.10	-13.0	38.00	97.00	Vertical	Vertical	N/A
1412.100	-27.56	-5.16	-13.0	14.56	169.00	Vertical	Vertical	Pass
2117.600	-16.85	-2.60	-13.0	3.85	182.00	Vertical	Vertical	N/A
2117.600*	-28.759	-2.60	-13.0	15.759	182.00	Vertical	Vertical	Pass
3528.500	-25.58	5.07	-13.0	12.58	179.00	Vertical	Vertical	Pass
7579.500	-40.69	14.40	-13.0	27.69	19.00	Vertical	Vertical	Pass
9462.000	-40.10	13.53	-13.0	27.10	36.00	Vertical	Vertical	Pass

Note: The initial sweep time from 1GHz to 3GHz was previously set to 200ms, which was insufficient for RMS detection. When there are frequency points out of standard or insufficient margin, the final scan time needs to be increased to determine its compliance

RSE-V&H LTE Band 17 BW10 CH23790



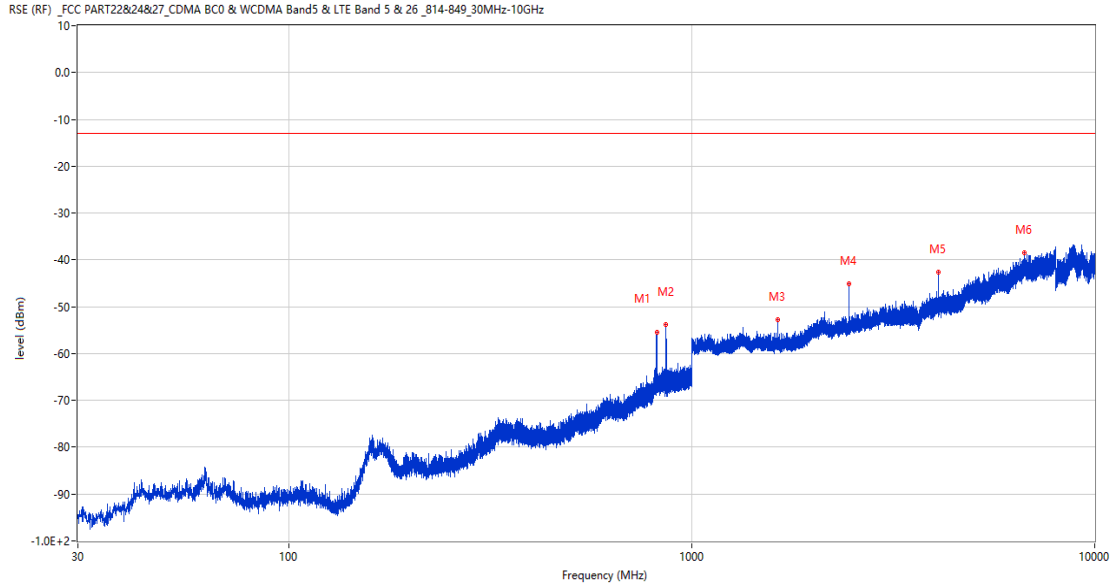
Frequency (MHz)	Result (dBm)	Factor (dB)	PK Limit (dBm)	Margin (dB)	Table (o)	ANT	EUT	Verdict
705.605	-58.29	1.09	-13.0	45.29	146.00	Vertical	Horizontal	N/A
1412.000	-30.14	-5.17	-13.0	17.14	27.00	Vertical	Horizontal	Pass
2117.700	-18.54	-2.58	-13.0	5.54	105.00	Vertical	Horizontal	N/A
2117.700*	-31.366	-2.58	-13.0	18.366	105.00	Vertical	Horizontal	Pass
3528.250	-30.90	5.06	-13.0	17.90	360.00	Vertical	Horizontal	Pass
7227.500	-40.39	14.17	-13.0	27.39	340.00	Vertical	Horizontal	Pass
9461.900	-40.60	13.53	-13.0	27.60	69.00	Vertical	Horizontal	Pass

Note: The initial sweep time from 1GHz to 3GHz was previously set to 200ms, which was insufficient for RMS detection. When there are frequency points out of standard or insufficient margin, the final scan time needs to be increased to determine its compliance

15 LTE Band 26 (Part90)

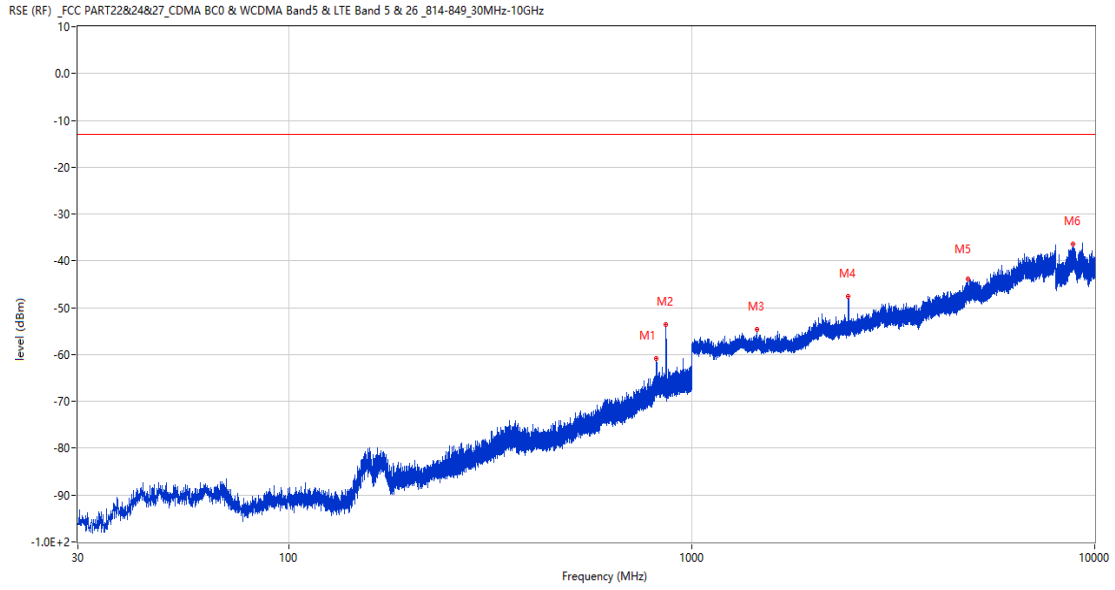
15.1 LTE Band 26 (Part90) BW1.4, Middle Channel

RSE-H&H LTE Band 26 (Part90) BW1.4 CH26740



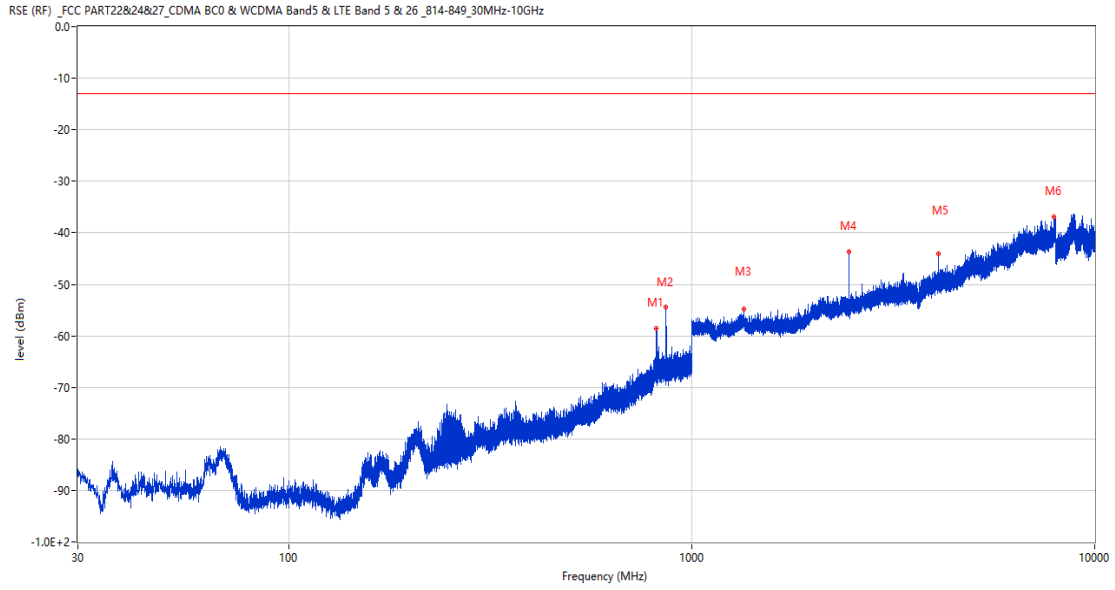
Frequency (MHz)	Result (dBm)	Factor (dB)	PK Limit (dBm)	Margin (dB)	Table (o)	ANT	EUT	Verdict
818.610	-55.36	6.82	-13.0	42.36	219.00	Horizontal	Horizontal	N/A
863.618	-53.87	6.21	-13.0	40.87	206.00	Horizontal	Horizontal	N/A
1637.800	-52.86	-3.74	-13.0	39.86	316.00	Horizontal	Horizontal	Pass
2456.600	-45.04	0.40	-13.0	32.04	316.00	Horizontal	Horizontal	Pass
4093.500	-42.66	9.81	-13.0	29.66	19.00	Horizontal	Horizontal	Pass
6681.750	-38.43	16.93	-13.0	25.43	118.00	Horizontal	Horizontal	Pass

RSE-H&V LTE Band 26 (Part90) BW1.4 CH26740



Frequency (MHz)	Result (dBm)	Factor (dB)	PK Limit (dBm)	Margin (dB)	Table (o)	ANT	EUT	Verdict
818.513	-60.91	6.82	-13.0	47.91	295.00	Horizontal	Vertical	N/A
864.103	-53.55	6.25	-13.0	40.55	207.00	Horizontal	Vertical	N/A
1455.000	-54.66	-3.17	-13.0	41.66	239.00	Horizontal	Vertical	Pass
2447.100	-47.54	0.32	-13.0	34.54	227.00	Horizontal	Vertical	Pass
4842.750	-43.84	12.56	-13.0	30.84	244.00	Horizontal	Vertical	Pass
8843.400	-36.49	20.25	-13.0	23.49	180.00	Horizontal	Vertical	Pass

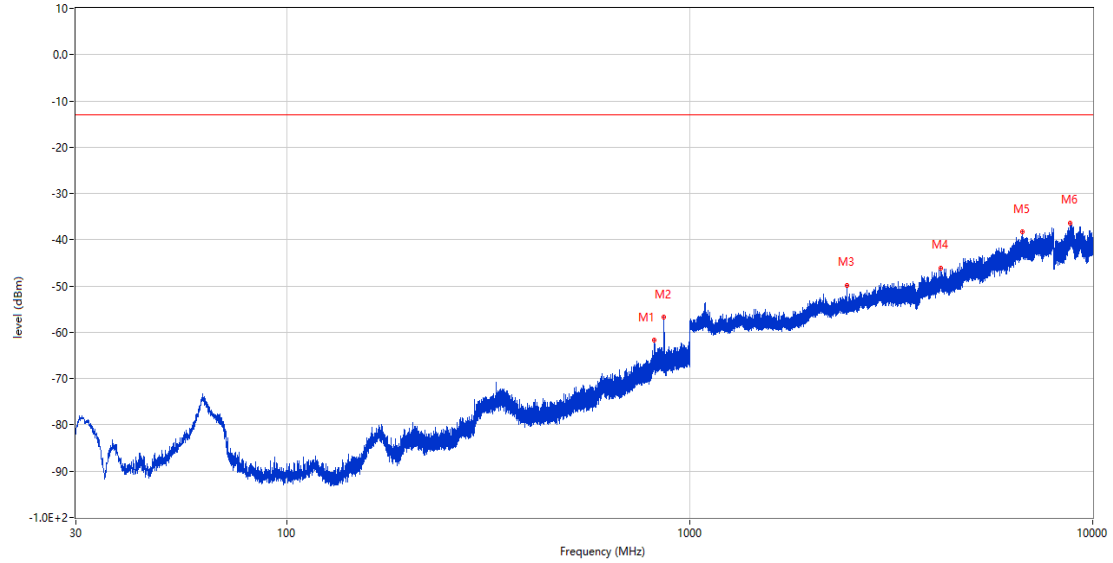
RSE-V&V LTE Band 26 (Part90) BW1.4 CH26740



Frequency (MHz)	Result (dBm)	Factor (dB)	PK Limit (dBm)	Margin (dB)	Table (o)	ANT	EUT	Verdict
818.562	-58.54	6.82	-13.0	45.54	205.00	Vertical	Vertical	N/A
864.442	-54.44	6.28	-13.0	41.44	160.00	Vertical	Vertical	N/A
1347.300	-54.85	-2.62	-13.0	41.85	245.00	Vertical	Vertical	Pass
2456.500	-43.61	0.41	-13.0	30.61	11.00	Vertical	Vertical	Pass
4093.500	-44.08	9.81	-13.0	31.08	171.00	Vertical	Vertical	Pass
7931.500	-36.94	18.77	-13.0	23.94	105.00	Vertical	Vertical	Pass

RSE-V&H LTE Band 26 (Part90) BW1.4 CH26740

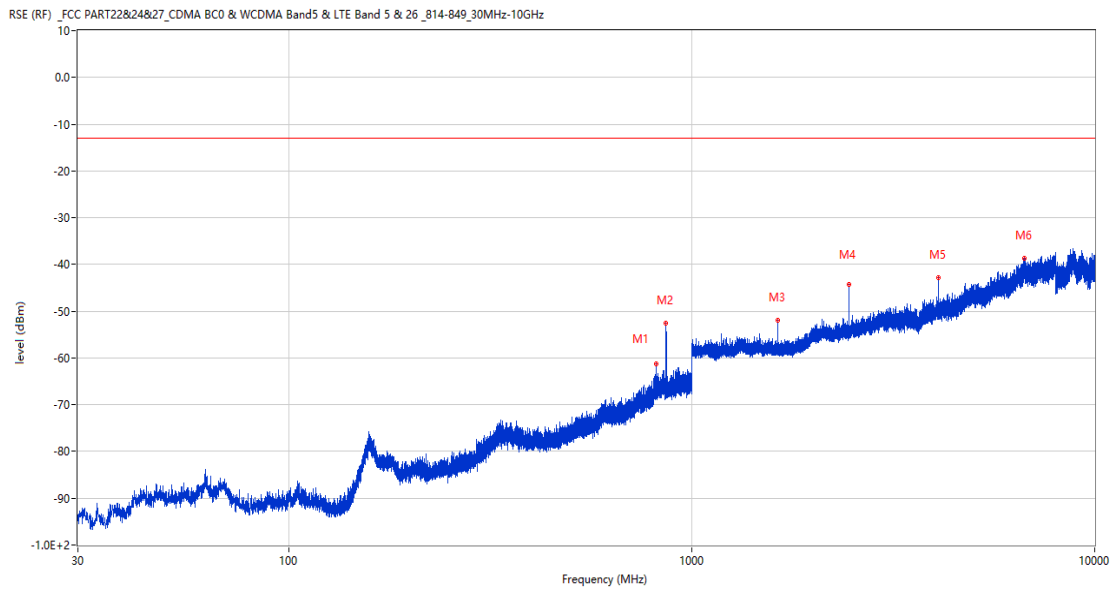
RSE (RF) _FCC PART22&24&27_CDMA BC0 & WCDMA Band5 & LTE Band 5 & 26_814-849_30MHz-10GHz



Frequency (MHz)	Result (dBm)	Factor (dB)	PK Limit (dBm)	Margin (dB)	Table (o)	ANT	EUT	Verdict
818.513	-61.69	6.82	-13.0	48.69	339.00	Vertical	Horizontal	N/A
863.570	-56.66	6.21	-13.0	43.66	38.00	Vertical	Horizontal	N/A
2456.500	-49.79	0.41	-13.0	36.79	190.00	Vertical	Horizontal	Pass
4191.750	-46.04	10.51	-13.0	33.04	14.00	Vertical	Horizontal	Pass
6676.000	-38.27	16.79	-13.0	25.27	214.00	Vertical	Horizontal	Pass
8808.901	-36.31	19.69	-13.0	23.31	244.00	Vertical	Horizontal	Pass

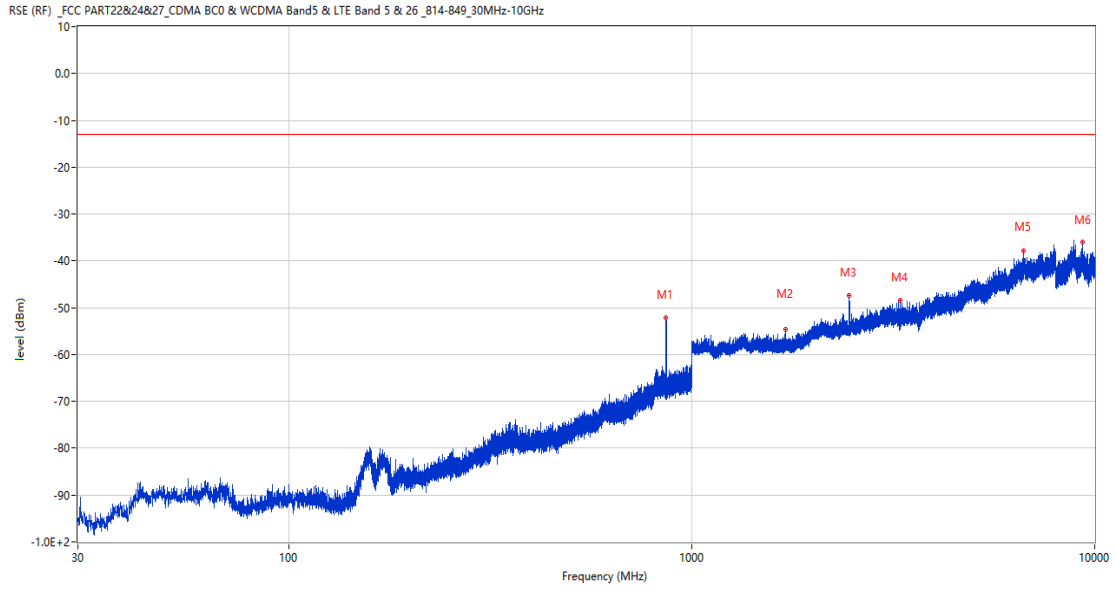
15.2 LTE Band 26 (Part90) BW3, Middle Channel

RSE-H&H LTE Band 26 (Part90) BW3 CH26740



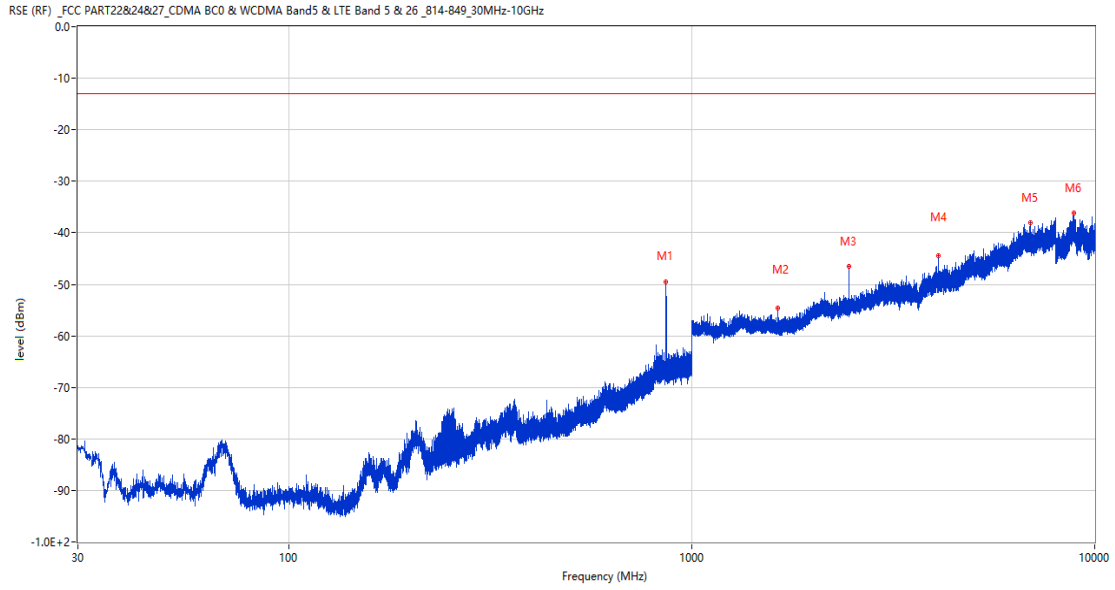
Frequency (MHz)	Result (dBm)	Factor (dB)	PK Limit (dBm)	Margin (dB)	Table (o)	ANT	EUT	Verdict
817.786	-61.30	6.82	-13.0	48.30	198.00	Horizontal	Horizontal	N/A
863.036	-52.57	6.24	-13.0	39.57	221.00	Horizontal	Horizontal	N/A
1636.400	-51.93	-3.76	-13.0	38.93	359.00	Horizontal	Horizontal	Pass
2454.100	-44.18	0.42	-13.0	31.18	309.00	Horizontal	Horizontal	Pass
4089.500	-42.84	9.73	-13.0	29.84	1.00	Horizontal	Horizontal	Pass
6683.250	-38.71	16.97	-13.0	25.71	2.00	Horizontal	Horizontal	Pass

RSE-H&V LTE Band 26 (Part90) BW3 CH26740



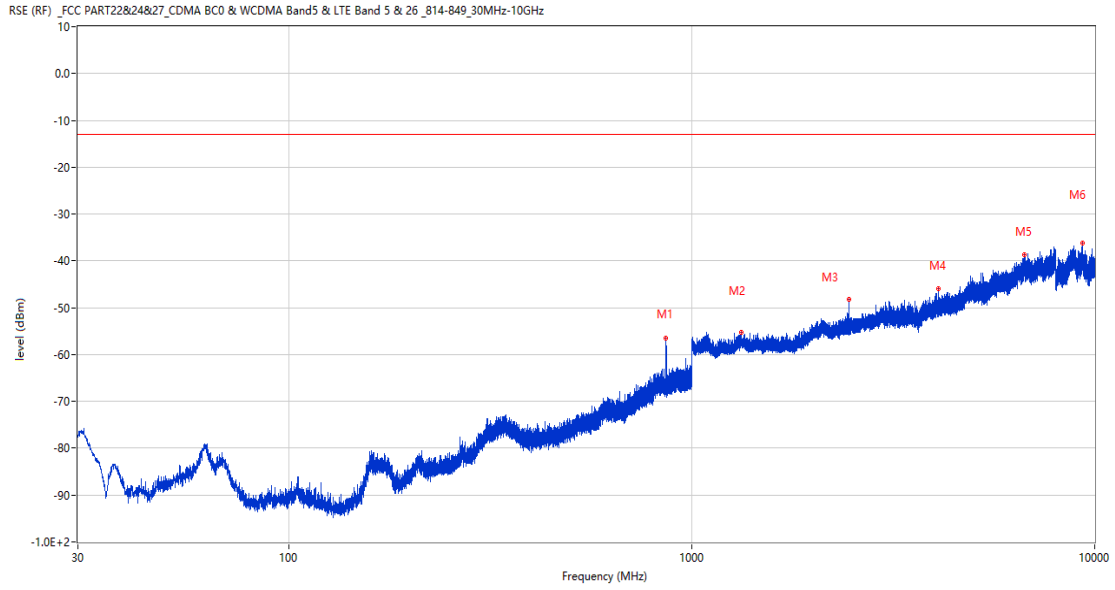
Frequency (MHz)	Result (dBm)	Factor (dB)	PK Limit (dBm)	Margin (dB)	Table (o)	ANT	EUT	Verdict
863.860	-52.21	6.22	-13.0	39.21	39.00	Horizontal	Vertical	N/A
1713.700	-54.60	-3.59	-13.0	41.60	301.00	Horizontal	Vertical	Pass
2454.300	-47.46	0.42	-13.0	34.46	183.00	Horizontal	Vertical	Pass
3292.000	-48.41	6.37	-13.0	35.41	82.00	Horizontal	Vertical	Pass
6674.000	-37.75	16.67	-13.0	24.75	225.00	Horizontal	Vertical	Pass
9321.500	-35.90	19.51	-13.0	22.90	116.00	Horizontal	Vertical	Pass

RSE-V&V LTE Band 26 (Part90) BW3 CH26740



Frequency (MHz)	Result (dBm)	Factor (dB)	PK Limit (dBm)	Margin (dB)	Table (o)	ANT	EUT	Verdict
863.279	-49.48	6.23	-13.0	36.48	0.00	Vertical	Vertical	N/A
1636.600	-54.60	-3.75	-13.0	41.60	66.00	Vertical	Vertical	Pass
2454.000	-46.59	0.42	-13.0	33.59	172.00	Vertical	Vertical	Pass
4089.500	-44.43	9.73	-13.0	31.43	18.00	Vertical	Vertical	Pass
6925.000	-38.11	16.30	-13.0	25.11	28.00	Vertical	Vertical	Pass
8865.100	-36.24	20.18	-13.0	23.24	141.00	Vertical	Vertical	Pass

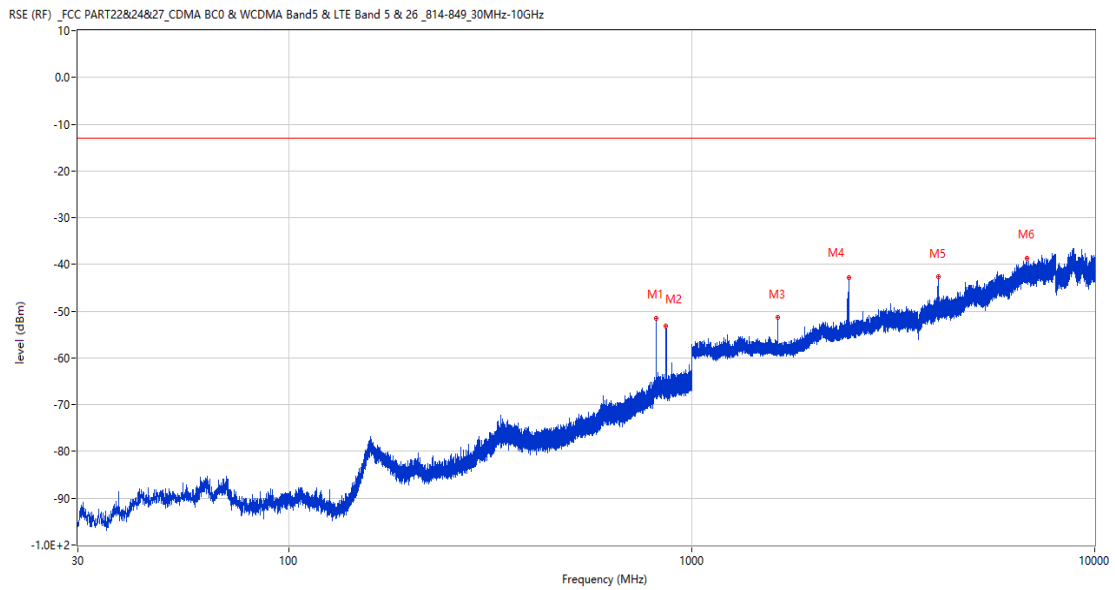
RSE-V&H LTE Band 26 (Part90) BW3 CH26740



Frequency (MHz)	Result (dBm)	Factor (dB)	PK Limit (dBm)	Margin (dB)	Table (o)	ANT	EUT	Verdict
863.133	-56.42	6.23	-13.0	43.42	1.00	Vertical	Horizontal	N/A
1325.300	-55.26	-2.44	-13.0	42.26	277.00	Vertical	Horizontal	Pass
2454.100	-48.22	0.42	-13.0	35.22	190.00	Vertical	Horizontal	Pass
4089.250	-45.83	9.72	-13.0	32.83	153.00	Vertical	Horizontal	Pass
6698.750	-38.62	16.91	-13.0	25.62	153.00	Vertical	Horizontal	Pass
9332.200	-36.15	19.36	-13.0	23.15	324.00	Vertical	Horizontal	Pass

15.3 LTE Band 26 (Part90) BW5, Middle Channel

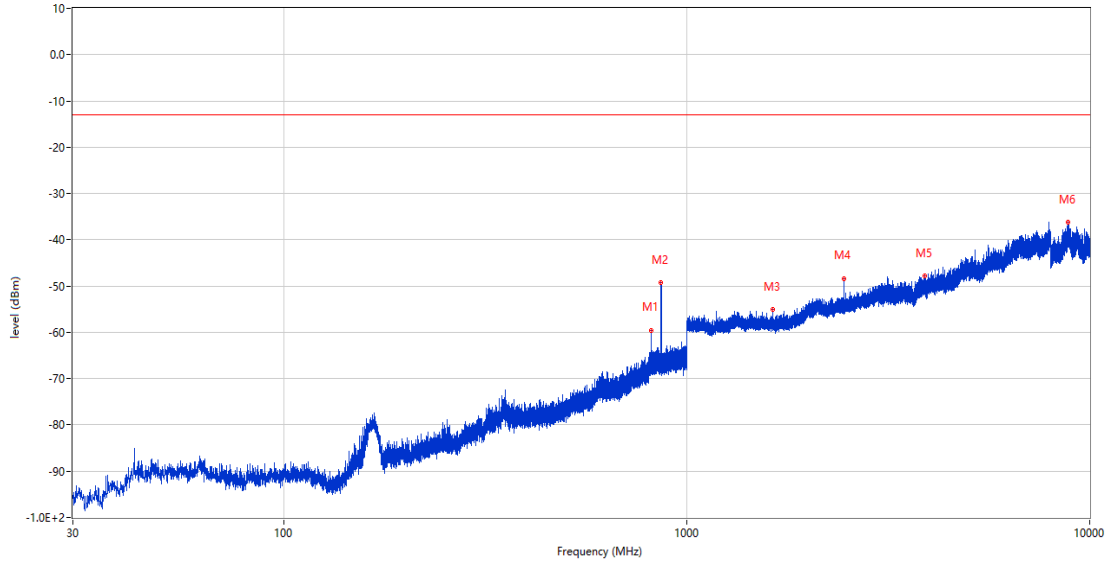
RSE-H&H LTE Band 26 (Part90) BW5 CH26740



Frequency (MHz)	Result (dBm)	Factor (dB)	PK Limit (dBm)	Margin (dB)	Table (o)	ANT	EUT	Verdict
816.912	-51.44	6.81	-13.0	38.44	200.00	Horizontal	Horizontal	N/A
862.794	-53.22	6.25	-13.0	40.22	228.00	Horizontal	Horizontal	N/A
1634.400	-51.28	-3.86	-13.0	38.28	323.00	Horizontal	Horizontal	Pass
2451.400	-42.90	0.42	-13.0	29.90	2.00	Horizontal	Horizontal	Pass
4085.000	-42.66	9.78	-13.0	29.66	267.00	Horizontal	Horizontal	Pass
6781.500	-38.60	16.22	-13.0	25.60	85.00	Horizontal	Horizontal	Pass

RSE-H&V LTE Band 26 (Part90) BW5 CH26740

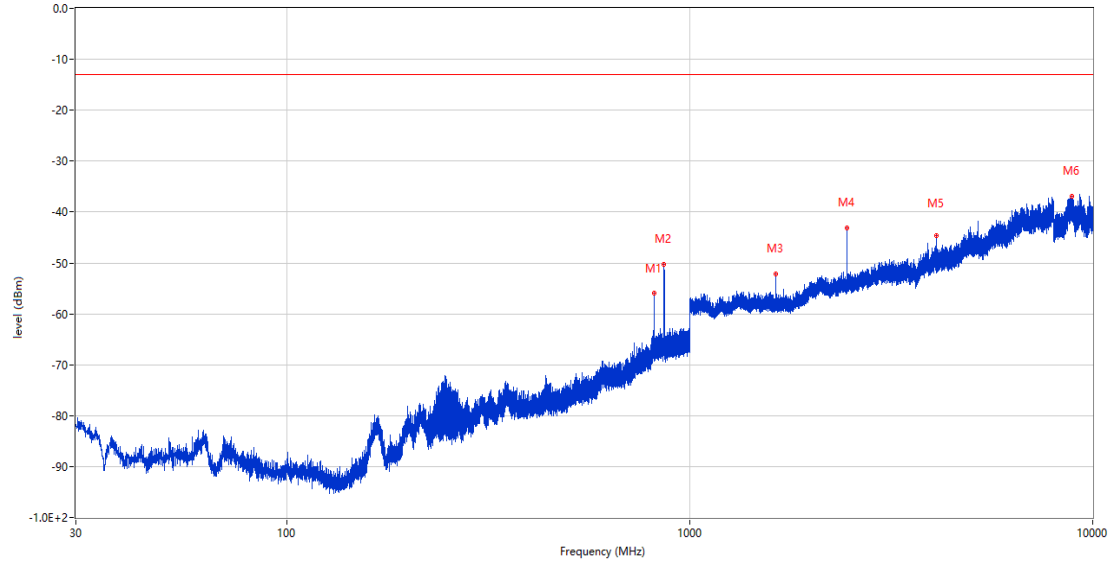
RSE (RF) _FCC PART22&24&27_CDMA BC0 & WCDMA Band5 & LTE Band 5 & 26_814-849_30MHz-10GHz



Frequency (MHz)	Result (dBm)	Factor (dB)	PK Limit (dBm)	Margin (dB)	Table (o)	ANT	EUT	Verdict
816.864	-59.51	6.81	-13.0	46.51	70.00	Horizontal	Vertical	N/A
861.969	-49.31	6.26	-13.0	36.31	116.00	Horizontal	Vertical	N/A
1634.700	-55.13	-3.85	-13.0	42.13	360.00	Horizontal	Vertical	Pass
2451.400	-48.32	0.42	-13.0	35.32	176.00	Horizontal	Vertical	Pass
3889.000	-47.88	9.75	-13.0	34.88	214.00	Horizontal	Vertical	Pass
8848.700	-36.10	20.34	-13.0	23.10	164.00	Horizontal	Vertical	Pass

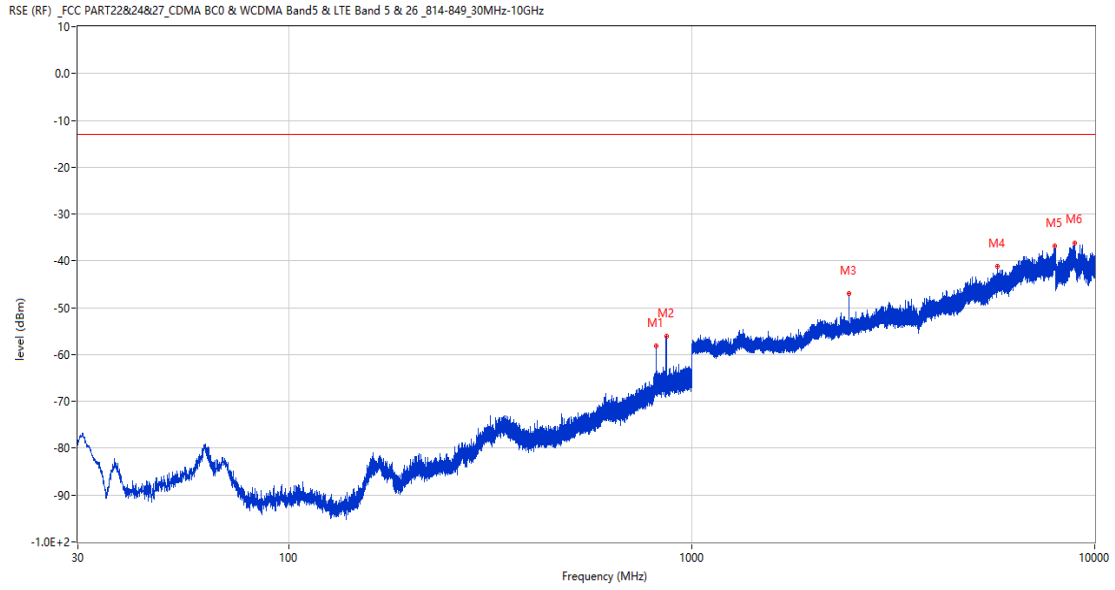
RSE-V&V LTE Band 26 (Part90) BW5 CH26740

RSE (RF) _FCC PART22&24&27_CDMA BC0 & WCDMA Band5 & LTE Band 5 & 26_814-849_30MHz-10GHz



Frequency (MHz)	Result (dBm)	Factor (dB)	PK Limit (dBm)	Margin (dB)	Table (o)	ANT	EUT	Verdict
816.864	-56.02	6.81	-13.0	43.02	187.00	Vertical	Vertical	N/A
864.442	-50.25	6.28	-13.0	37.25	219.00	Vertical	Vertical	N/A
1634.600	-52.25	-3.86	-13.0	39.25	250.00	Vertical	Vertical	Pass
2451.500	-43.05	0.43	-13.0	30.05	12.00	Vertical	Vertical	Pass
4084.750	-44.65	9.79	-13.0	31.65	235.00	Vertical	Vertical	Pass
8856.500	-36.89	20.28	-13.0	23.89	3.00	Vertical	Vertical	Pass

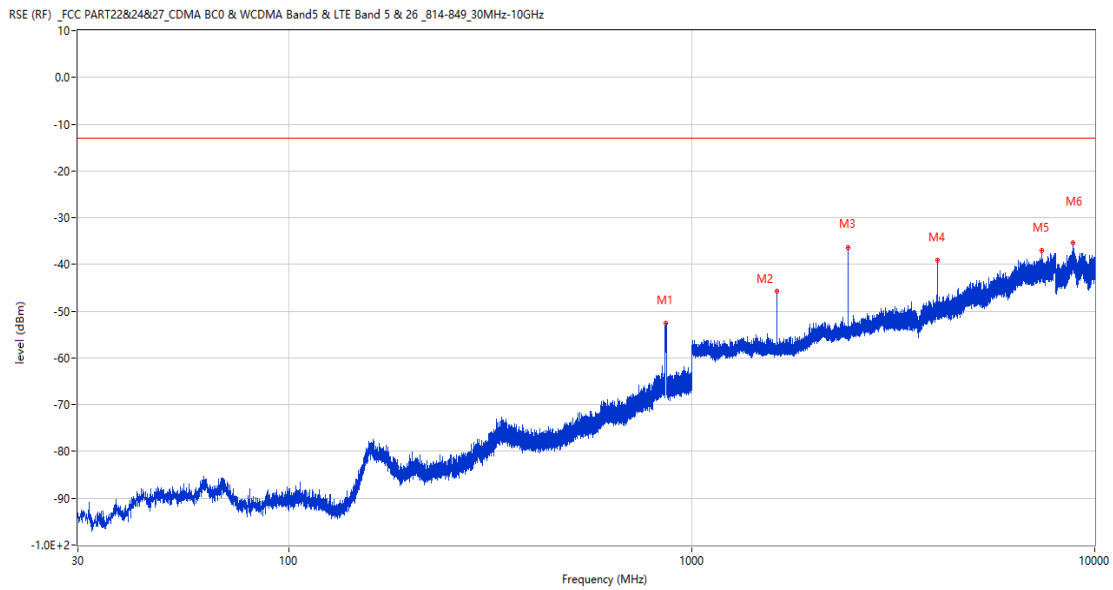
RSE-V&H LTE Band 26 (Part90) BW5 CH26740



Frequency (MHz)	Result (dBm)	Factor (dB)	PK Limit (dBm)	Margin (dB)	Table (o)	ANT	EUT	Verdict
816.912	-58.24	6.81	-13.0	45.24	16.00	Vertical	Horizontal	N/A
865.994	-56.03	6.21	-13.0	43.03	129.00	Vertical	Horizontal	N/A
2451.600	-47.04	0.42	-13.0	34.04	159.00	Vertical	Horizontal	Pass
5745.500	-41.19	14.02	-13.0	28.19	26.00	Vertical	Horizontal	Pass
7973.000	-36.82	18.11	-13.0	23.82	144.00	Vertical	Horizontal	Pass
8905.300	-36.09	19.72	-13.0	23.09	113.00	Vertical	Horizontal	Pass

15.4 LTE Band 26 (Part90) BW10, Middle Channel

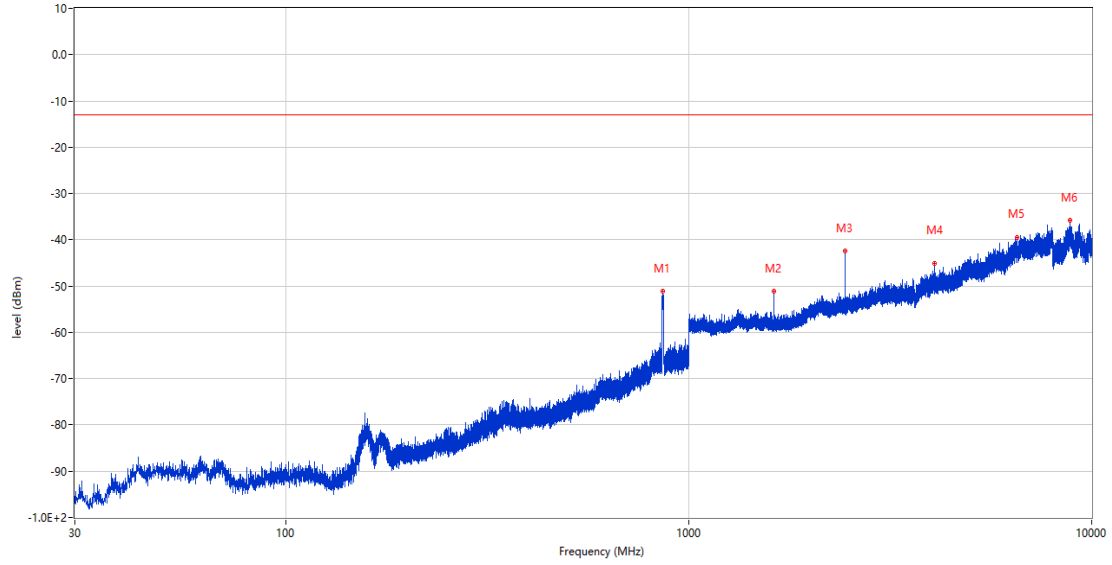
RSE-H&H LTE Band 26 (Part90) BW10 CH26740



Frequency (MHz)	Result (dBm)	Factor (dB)	PK Limit (dBm)	Margin (dB)	Table (o)	ANT	EUT	Verdict
862.406	-52.51	6.26	-13.0	39.51	223.00	Horizontal	Horizontal	N/A
1630.100	-45.69	-3.82	-13.0	32.69	329.00	Horizontal	Horizontal	Pass
2444.600	-36.47	0.26	-13.0	23.47	311.00	Horizontal	Horizontal	Pass
4073.250	-39.56	10.33	-13.0	26.56	251.00	Horizontal	Horizontal	Pass
7405.750	-37.11	17.97	-13.0	24.11	300.00	Horizontal	Horizontal	Pass
8850.400	-35.29	20.36	-13.0	22.29	203.00	Horizontal	Horizontal	Pass

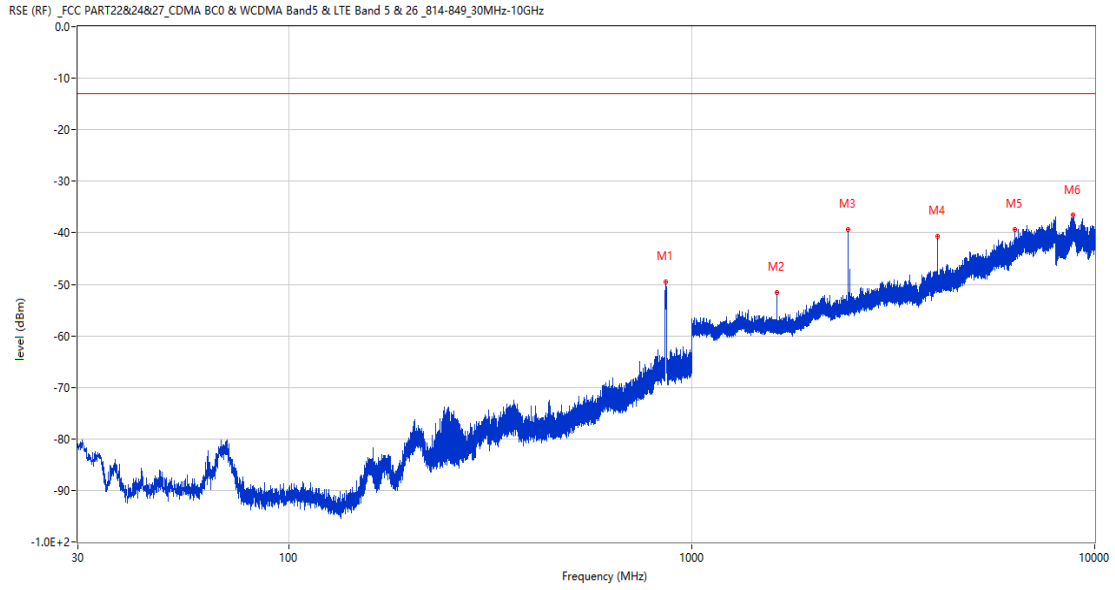
RSE-H&V LTE Band 26 (Part90) BW10 CH26740

RSE (RF) _FCC PART22&24&27_CDMA BC0 & WCDMA Band5 & LTE Band 5 & 26_814-849_30MHz-10GHz



Frequency (MHz)	Result (dBm)	Factor (dB)	PK Limit (dBm)	Margin (dB)	Table (o)	ANT	EUT	Verdict
861.532	-51.20	6.27	-13.0	38.20	129.00	Horizontal	Vertical	N/A
1630.300	-51.16	-3.80	-13.0	38.16	358.00	Horizontal	Vertical	Pass
2444.600	-42.50	0.26	-13.0	29.50	184.00	Horizontal	Vertical	Pass
4073.750	-45.16	10.29	-13.0	32.16	0.00	Horizontal	Vertical	Pass
6531.000	-39.50	15.77	-13.0	26.50	360.00	Horizontal	Vertical	Pass
8844.900	-35.77	20.28	-13.0	22.77	276.00	Horizontal	Vertical	Pass

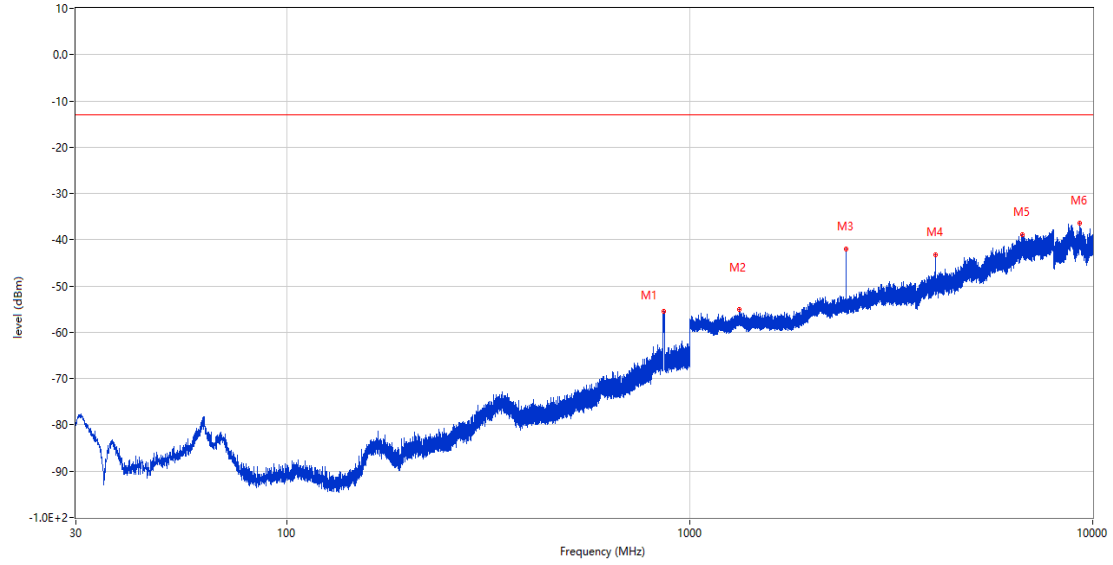
RSE-V&V LTE Band 26 (Part90) BW10 CH26740



Frequency (MHz)	Result (dBm)	Factor (dB)	PK Limit (dBm)	Margin (dB)	Table (o)	ANT	EUT	Verdict
863.472	-49.53	6.21	-13.0	36.53	0.00	Vertical	Vertical	N/A
1630.100	-51.54	-3.82	-13.0	38.54	73.00	Vertical	Vertical	Pass
2444.600	-39.28	0.26	-13.0	26.28	12.00	Vertical	Vertical	Pass
4073.250	-40.60	10.33	-13.0	27.60	139.00	Vertical	Vertical	Pass
6351.000	-39.32	14.90	-13.0	26.32	50.00	Vertical	Vertical	Pass
8852.400	-36.58	20.33	-13.0	23.58	-3.00	Vertical	Vertical	Pass

RSE-V&H LTE Band 26 (Part90) BW10 CH26740

RSE (RF) _FCC PART22&24&27_CDMA BC0 & WCDMA Band5 & LTE Band 5 & 26_814-849_30MHz-10GHz

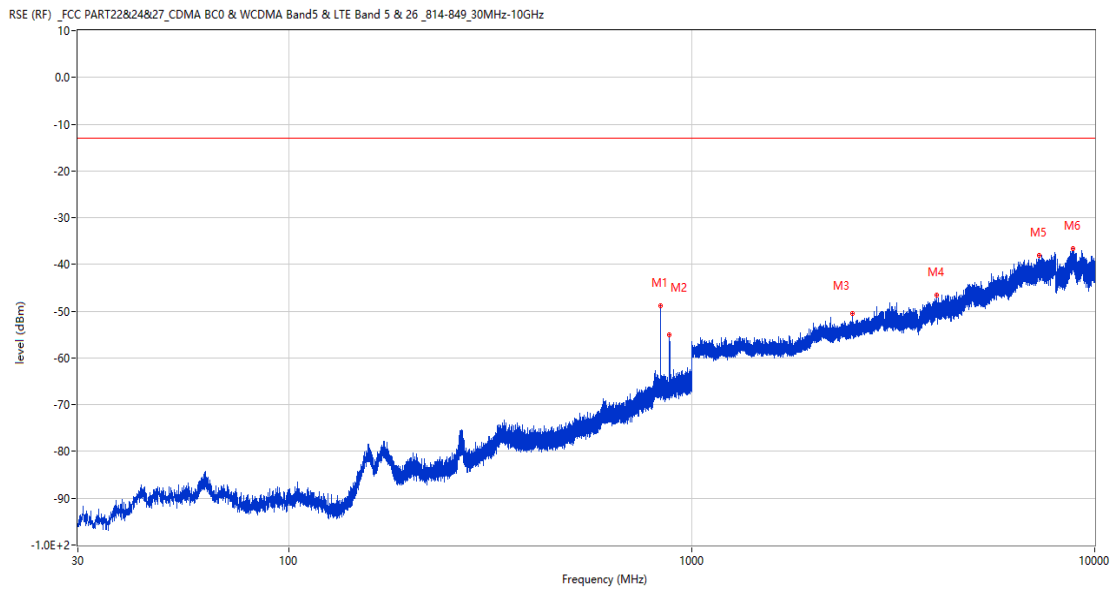


Frequency (MHz)	Result (dBm)	Factor (dB)	PK Limit (dBm)	Margin (dB)	Table (o)	ANT	EUT	Verdict
862.066	-55.56	6.26	-13.0	42.56	135.00	Vertical	Horizontal	N/A
1325.800	-54.98	-2.45	-13.0	41.98	241.00	Vertical	Horizontal	Pass
2444.700	-41.98	0.26	-13.0	28.98	192.00	Vertical	Horizontal	Pass
4073.750	-43.17	10.29	-13.0	30.17	1.00	Vertical	Horizontal	Pass
6697.250	-38.87	16.91	-13.0	25.87	52.00	Vertical	Horizontal	Pass
9292.800	-36.43	19.61	-13.0	23.43	245.00	Vertical	Horizontal	Pass

16 LTE Band 26 (Part22)

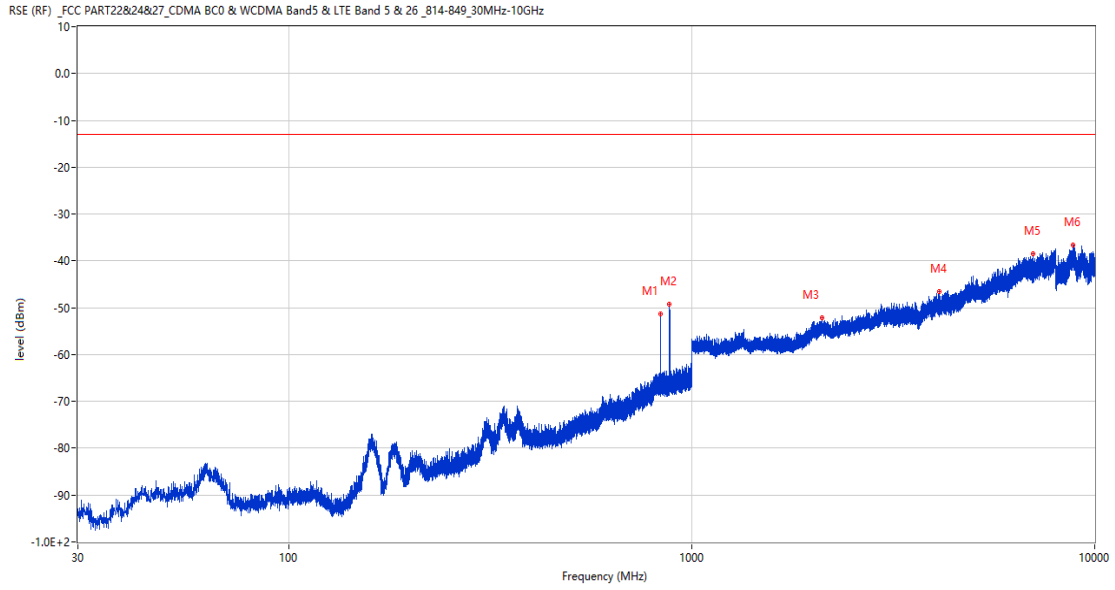
16.1 LTE Band 26 (Part22) BW1.4, Middle Channel

RSE-H&H LTE Band 26 (Part22) BW1.4 CH26915



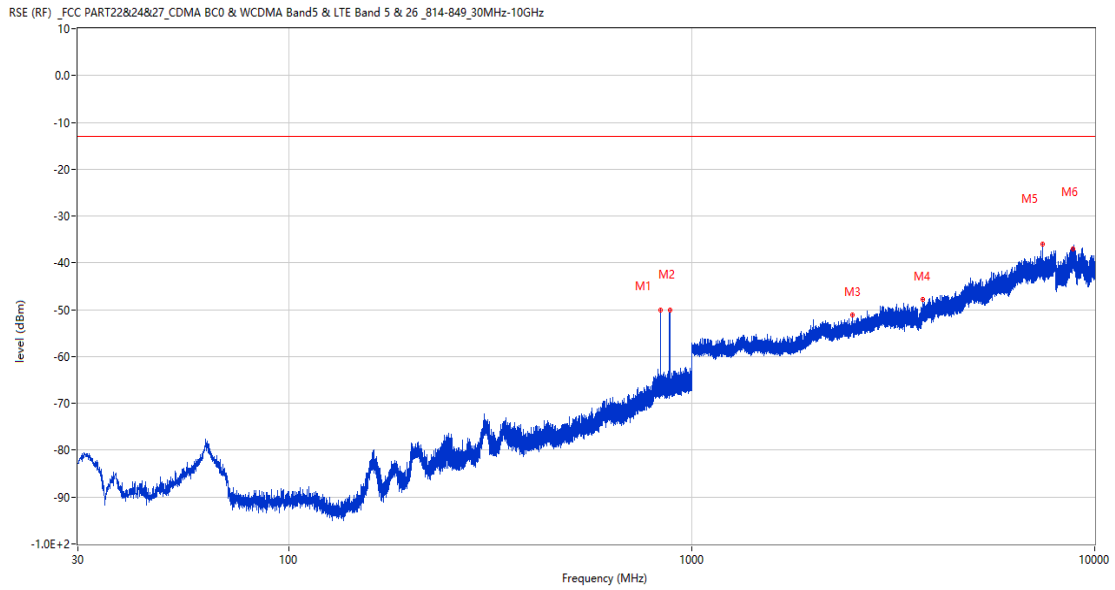
Frequency (MHz)	Result (dBm)	Factor (dB)	PK Limit (dBm)	Margin (dB)	Table (o)	ANT	EUT	Verdict
836.119	-48.93	7.12	-13.0	35.93	196.00	Horizontal	Horizontal	N/A
881.078	-55.00	6.74	-13.0	42.00	21.00	Horizontal	Horizontal	N/A
2509.000	-50.46	1.54	-13.0	37.46	330.00	Horizontal	Horizontal	Pass
4045.750	-46.55	10.53	-13.0	33.55	108.00	Horizontal	Horizontal	Pass
7265.000	-38.08	17.49	-13.0	25.08	175.00	Horizontal	Horizontal	Pass
8812.701	-36.70	19.75	-13.0	23.70	342.00	Horizontal	Horizontal	Pass

RSE-H&V LTE Band 26 (Part22) BW1.4 CH26915



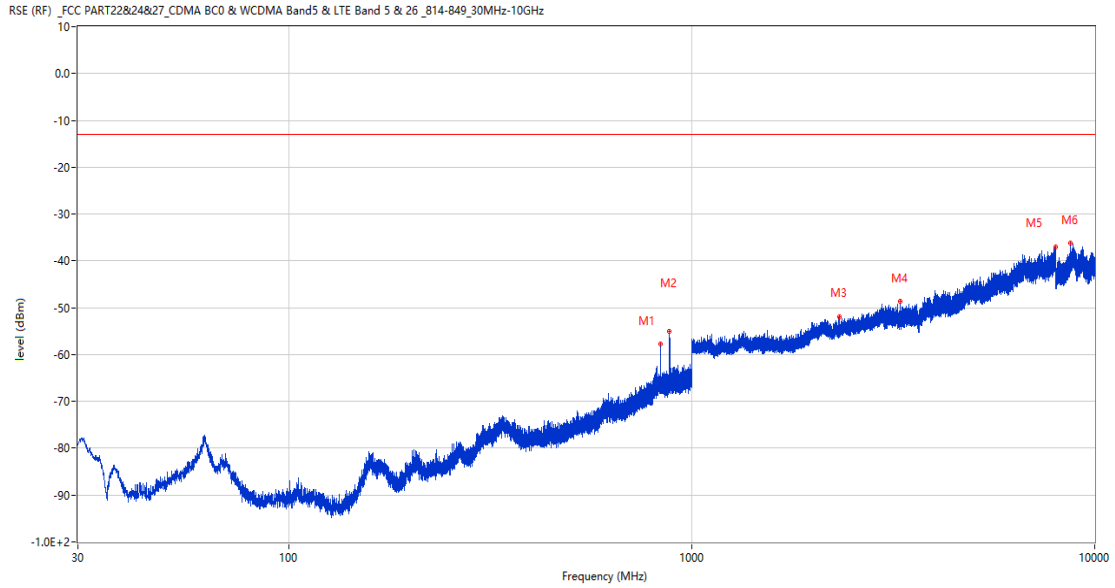
Frequency (MHz)	Result (dBm)	Factor (dB)	PK Limit (dBm)	Margin (dB)	Table (o)	ANT	EUT	Verdict
836.070	-51.34	7.12	-13.0	38.34	360.00	Horizontal	Vertical	N/A
881.321	-49.28	6.74	-13.0	36.28	70.00	Horizontal	Vertical	N/A
2108.100	-52.10	0.32	-13.0	39.10	137.00	Horizontal	Vertical	Pass
4119.500	-46.49	9.63	-13.0	33.49	169.00	Horizontal	Vertical	Pass
7020.500	-38.57	15.62	-13.0	25.57	40.00	Horizontal	Vertical	Pass
8848.400	-36.54	20.33	-13.0	23.54	52.00	Horizontal	Vertical	Pass

RSE-V&V LTE Band 26 (Part22) BW1.4 CH26915



Frequency (MHz)	Result (dBm)	Factor (dB)	PK Limit (dBm)	Margin (dB)	Table (o)	ANT	EUT	Verdict
836.070	-49.97	7.12	-13.0	36.97	0.00	Vertical	Vertical	N/A
881.903	-50.16	6.76	-13.0	37.16	288.00	Vertical	Vertical	N/A
2509.100	-51.11	1.52	-13.0	38.11	240.00	Vertical	Vertical	Pass
3750.000	-47.86	9.51	-13.0	34.86	227.00	Vertical	Vertical	Pass
7409.500	-36.05	18.03	-13.0	23.05	249.00	Vertical	Vertical	Pass
8819.299	-37.06	19.86	-13.0	24.06	142.00	Vertical	Vertical	Pass

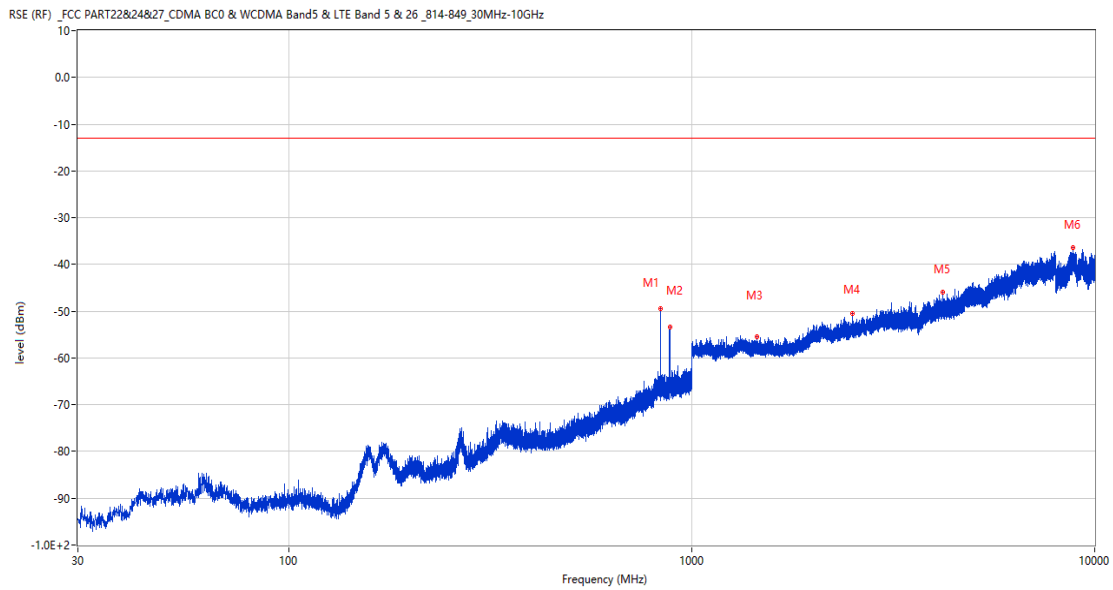
RSE-V&H LTE Band 26 (Part22) BW1.4 CH26915



Frequency (MHz)	Result (dBm)	Factor (dB)	PK Limit (dBm)	Margin (dB)	Table (o)	ANT	EUT	Verdict
836.070	-57.82	7.12	-13.0	44.82	93.00	Vertical	Horizontal	N/A
881.078	-55.09	6.74	-13.0	42.09	93.00	Vertical	Horizontal	N/A
2328.600	-51.86	-0.08	-13.0	38.86	191.00	Vertical	Horizontal	Pass
3287.750	-48.70	6.19	-13.0	35.70	1.00	Vertical	Horizontal	Pass
7994.750	-36.95	18.73	-13.0	23.95	83.00	Vertical	Horizontal	Pass
8697.000	-36.26	19.33	-13.0	23.26	110.00	Vertical	Horizontal	Pass

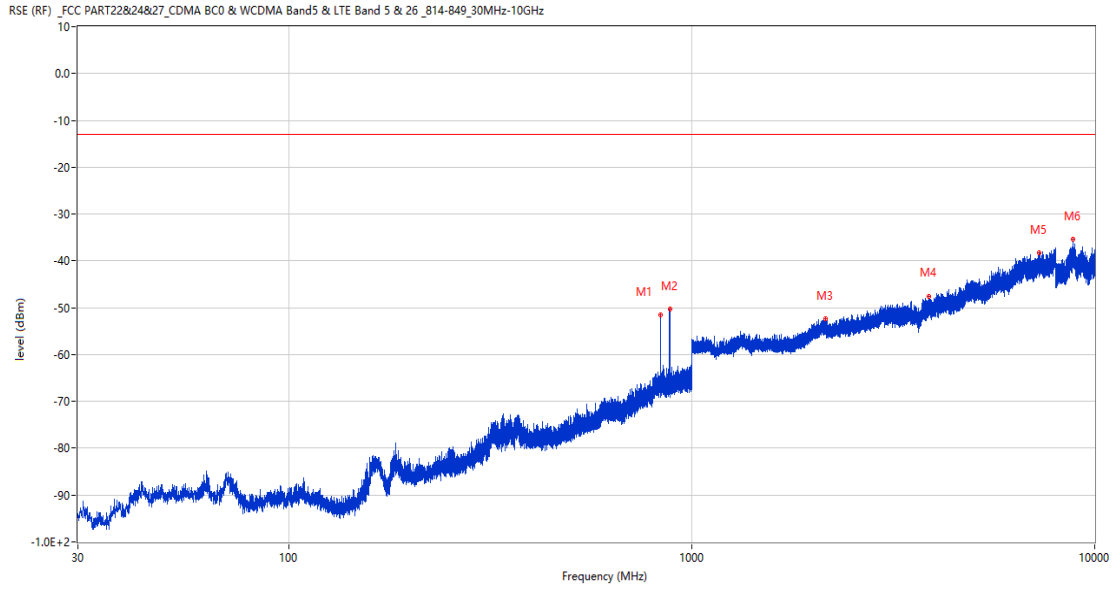
16.2 LTE Band 26 (Part22) BW3, Middle Channel

RSE-H&H LTE Band 26 (Part22) BW3 CH26915



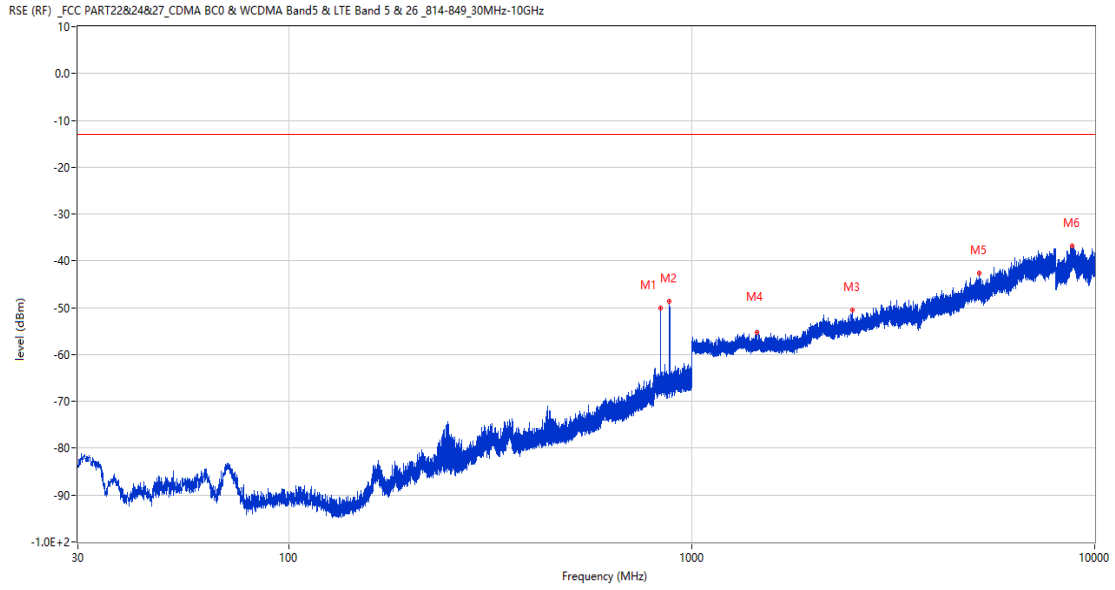
Frequency (MHz)	Result (dBm)	Factor (dB)	PK Limit (dBm)	Margin (dB)	Table (o)	ANT	EUT	Verdict
835.294	-49.44	7.11	-13.0	36.44	189.00	Horizontal	Horizontal	N/A
881.951	-53.32	6.77	-13.0	40.32	25.00	Horizontal	Horizontal	N/A
1448.700	-55.50	-3.13	-13.0	42.50	122.00	Horizontal	Horizontal	Pass
2506.200	-50.39	1.83	-13.0	37.39	313.00	Horizontal	Horizontal	Pass
4199.000	-45.86	11.06	-13.0	32.86	135.00	Horizontal	Horizontal	Pass
8852.500	-36.42	20.33	-13.0	23.42	344.00	Horizontal	Horizontal	Pass

RSE-H&V LTE Band 26 (Part22) BW3 CH26915



Frequency (MHz)	Result (dBm)	Factor (dB)	PK Limit (dBm)	Margin (dB)	Table (o)	ANT	EUT	Verdict
835.246	-51.62	7.10	-13.0	38.62	0.00	Horizontal	Vertical	N/A
882.339	-50.25	6.79	-13.0	37.25	60.00	Horizontal	Vertical	N/A
2149.000	-52.38	0.02	-13.0	39.38	57.00	Horizontal	Vertical	Pass
3867.750	-47.50	9.83	-13.0	34.50	360.00	Horizontal	Vertical	Pass
7289.250	-38.32	16.82	-13.0	25.32	182.00	Horizontal	Vertical	Pass
8829.700	-35.34	20.03	-13.0	22.34	322.00	Horizontal	Vertical	Pass

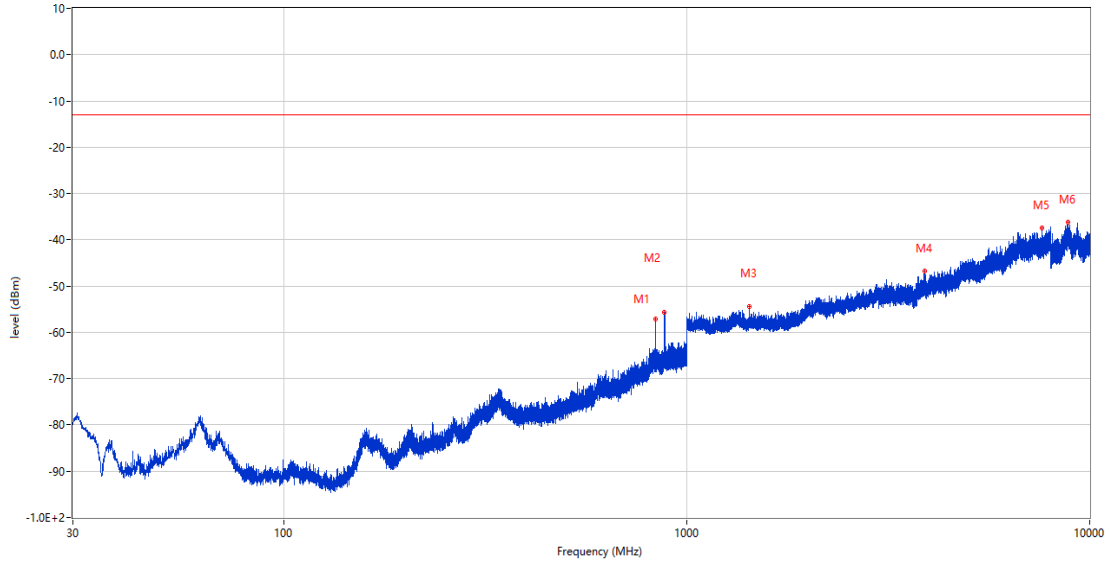
RSE-V&V LTE Band 26 (Part22) BW3 CH26915



Frequency (MHz)	Result (dBm)	Factor (dB)	PK Limit (dBm)	Margin (dB)	Table (o)	ANT	EUT	Verdict
835.197	-50.14	7.10	-13.0	37.14	0.00	Vertical	Vertical	N/A
880.641	-48.67	6.72	-13.0	35.67	302.00	Vertical	Vertical	N/A
2506.500	-50.48	1.76	-13.0	37.48	154.00	Vertical	Vertical	Pass
1448.300	-55.34	-3.13	-13.0	42.34	247.00	Vertical	Vertical	Pass
5171.750	-42.72	12.10	-13.0	29.72	126.00	Vertical	Vertical	Pass
8793.500	-36.79	19.45	-13.0	23.79	321.00	Vertical	Vertical	Pass

RSE-V&H LTE Band 26 (Part22) BW3 CH26915

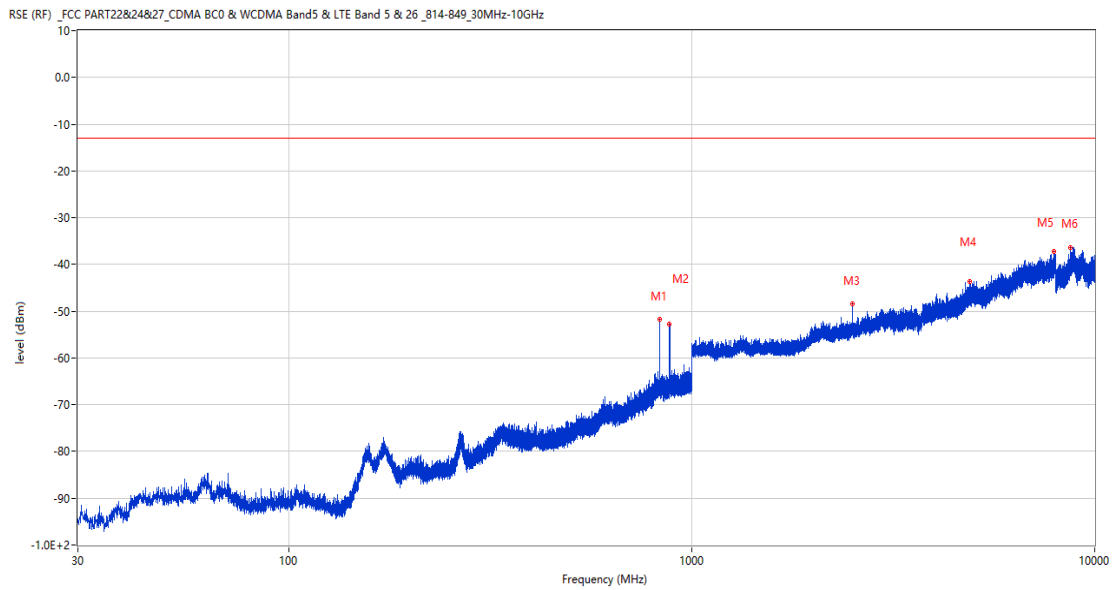
RSE (RF) _FCC PART22&24&27_CDMA BC0 & WCDMA Band5 & LTE Band 5 & 26_814-849_30MHz-10GHz



Frequency (MHz)	Result (dBm)	Factor (dB)	PK Limit (dBm)	Margin (dB)	Table (o)	ANT	EUT	Verdict
835.294	-57.17	7.11	-13.0	44.17	360.00	Vertical	Horizontal	N/A
880.884	-55.61	6.73	-13.0	42.61	119.00	Vertical	Horizontal	N/A
1433.800	-54.41	-2.99	-13.0	41.41	21.00	Vertical	Horizontal	Pass
3887.750	-46.83	9.71	-13.0	33.83	318.00	Vertical	Horizontal	Pass
7615.000	-37.54	17.01	-13.0	24.54	3.00	Vertical	Horizontal	Pass
8833.401	-36.26	20.09	-13.0	23.26	154.00	Vertical	Horizontal	Pass

16.3 LTE Band 26 (Part22) BW5, Middle Channel

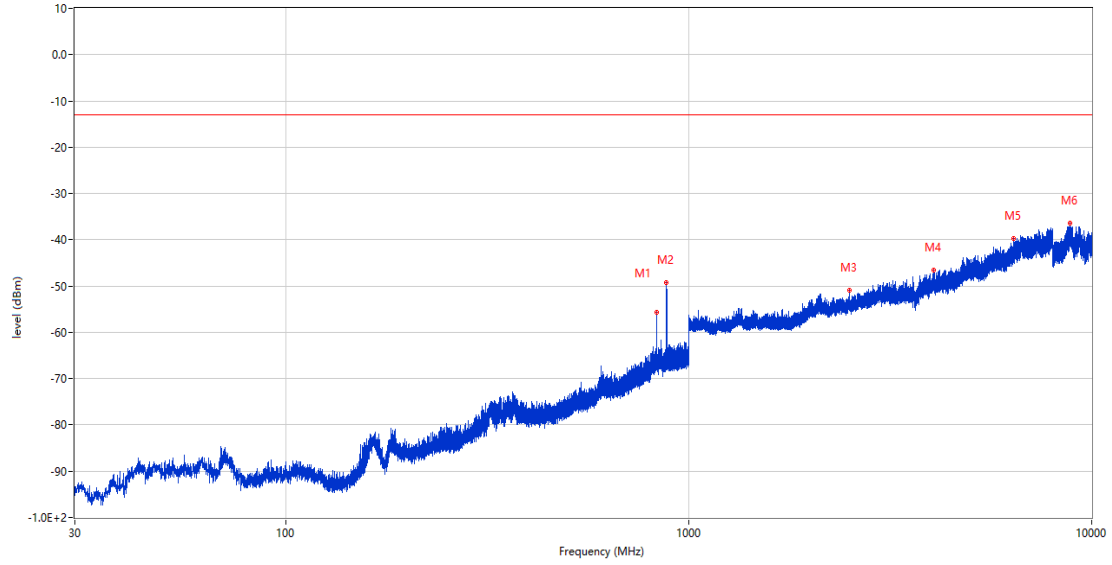
RSE-H&H LTE Band 26 (Part22) BW5 CH26915



Frequency (MHz)	Result (dBm)	Factor (dB)	PK Limit (dBm)	Margin (dB)	Table (o)	ANT	EUT	Verdict
834.324	-51.82	7.09	-13.0	38.82	203.00	Horizontal	Horizontal	N/A
880.156	-52.81	6.63	-13.0	39.81	16.00	Horizontal	Horizontal	N/A
2504.000	-48.44	1.98	-13.0	35.44	316.00	Horizontal	Horizontal	Pass
4891.500	-43.75	12.45	-13.0	30.75	185.00	Horizontal	Horizontal	Pass
7915.000	-37.15	18.19	-13.0	24.15	235.00	Horizontal	Horizontal	Pass
8714.200	-36.31	19.26	-13.0	23.31	267.00	Horizontal	Horizontal	Pass

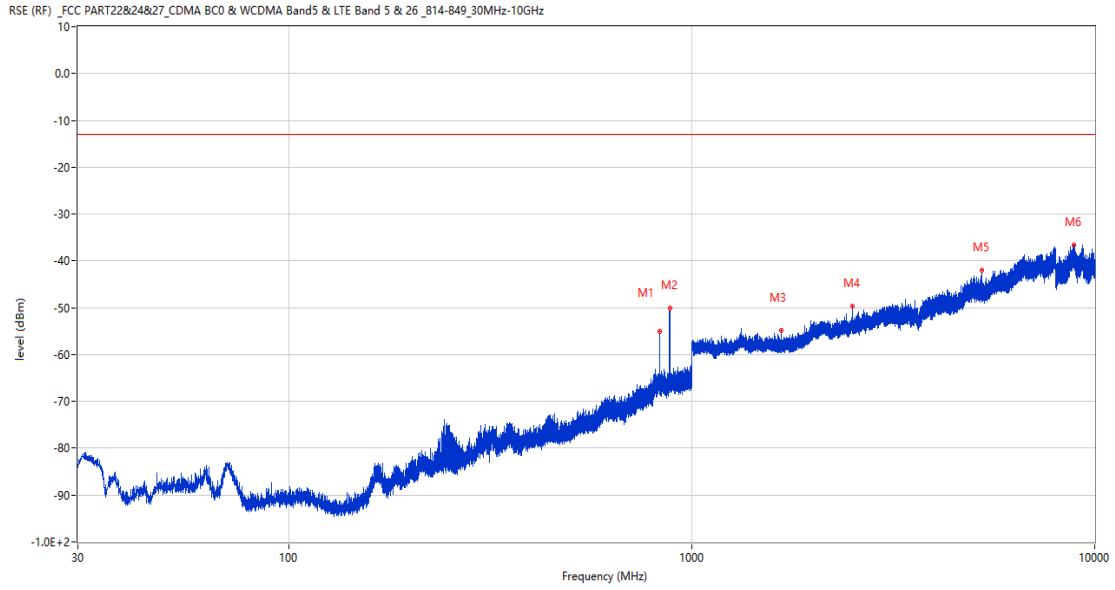
RSE-H&V LTE Band 26 (Part22) BW5 CH26915

RSE (RF) _FCC PART22&24&27_CDMA BC0 & WCDMA Band5 & LTE Band 5 & 26_814-849_30MHz-10GHz



Frequency (MHz)	Result (dBm)	Factor (dB)	PK Limit (dBm)	Margin (dB)	Table (o)	ANT	EUT	Verdict
834.372	-55.67	7.09	-13.0	42.67	1.00	Horizontal	Vertical	N/A
879.720	-49.28	6.57	-13.0	36.28	331.00	Horizontal	Vertical	N/A
2504.000	-50.95	1.98	-13.0	37.95	165.00	Horizontal	Vertical	Pass
4044.250	-46.55	10.42	-13.0	33.55	360.00	Horizontal	Vertical	Pass
6411.750	-39.69	15.80	-13.0	26.69	289.00	Horizontal	Vertical	Pass
8814.701	-36.39	19.78	-13.0	23.39	233.00	Horizontal	Vertical	Pass

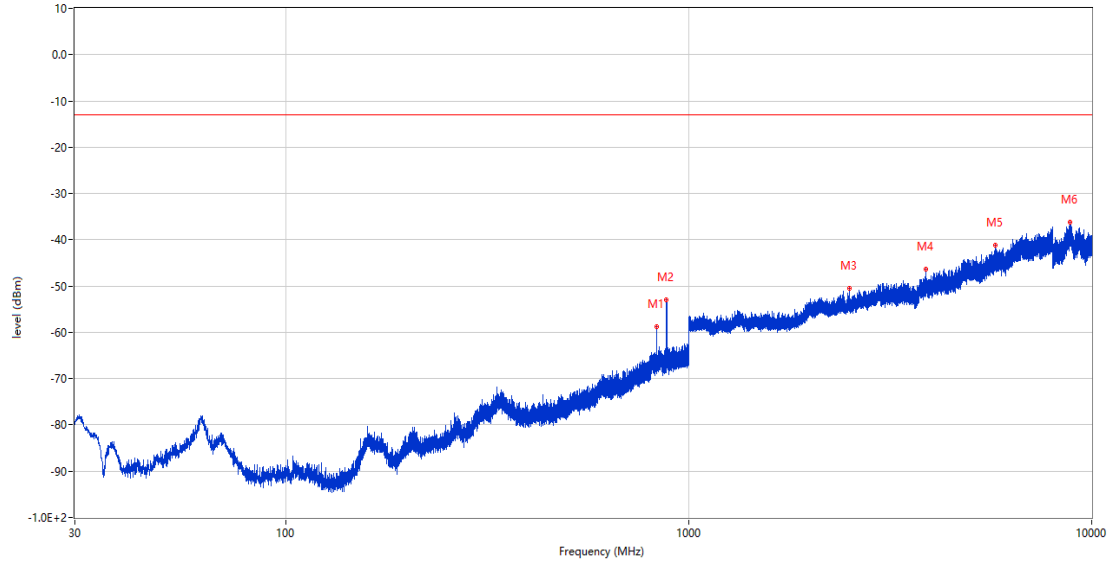
RSE-V&V LTE Band 26 (Part22) BW5 CH26915



Frequency (MHz)	Result (dBm)	Factor (dB)	PK Limit (dBm)	Margin (dB)	Table (o)	ANT	EUT	Verdict
834.324	-55.06	7.09	-13.0	42.06	360.00	Vertical	Vertical	N/A
882.727	-50.05	6.84	-13.0	37.05	289.00	Vertical	Vertical	N/A
1669.600	-54.87	-3.82	-13.0	41.87	240.00	Vertical	Vertical	Pass
2503.800	-49.76	2.00	-13.0	36.76	234.00	Vertical	Vertical	Pass
5236.250	-41.94	12.10	-13.0	28.94	214.00	Vertical	Vertical	Pass
8866.000	-36.67	20.16	-13.0	23.67	52.00	Vertical	Vertical	Pass

RSE-V&H LTE Band 26 (Part22) BW5 CH26915

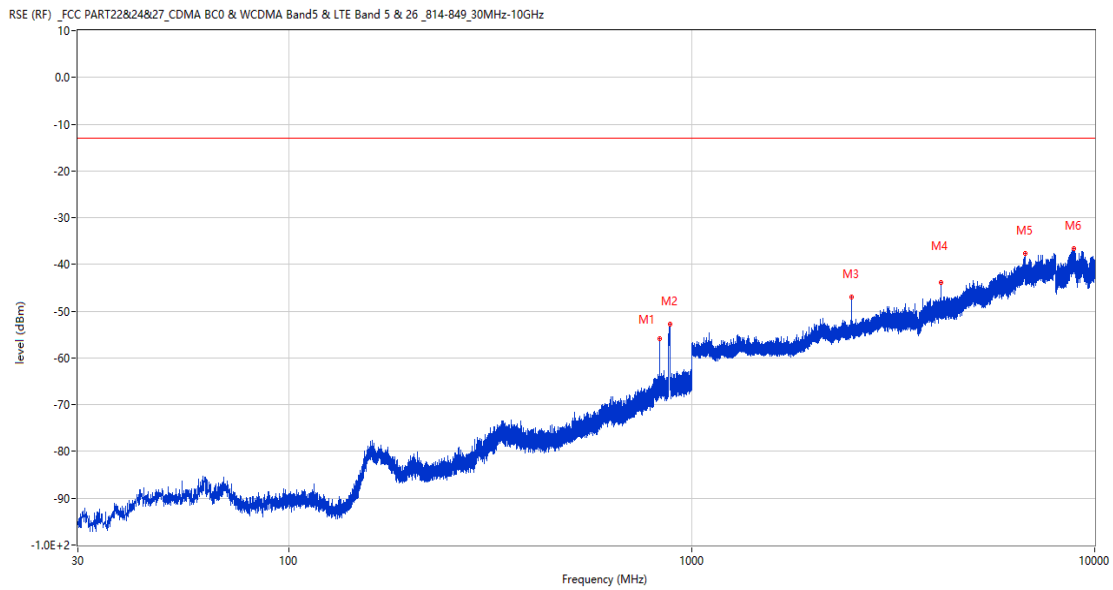
RSE (RF) _FCC PART22&24&27_CDMA BC0 & WCDMA Band5 & LTE Band 5 & 26_814-849_30MHz-10GHz



Frequency (MHz)	Result (dBm)	Factor (dB)	PK Limit (dBm)	Margin (dB)	Table (o)	ANT	EUT	Verdict
834.324	-58.85	7.09	-13.0	45.85	351.00	Vertical	Horizontal	N/A
880.496	-53.05	6.69	-13.0	40.05	106.00	Vertical	Horizontal	N/A
2503.800	-50.44	2.00	-13.0	37.44	189.00	Vertical	Horizontal	Pass
3868.500	-46.37	9.78	-13.0	33.37	360.00	Vertical	Horizontal	Pass
5756.250	-41.22	14.28	-13.0	28.22	3.00	Vertical	Horizontal	Pass
8852.500	-36.13	20.33	-13.0	23.13	108.00	Vertical	Horizontal	Pass

16.4 LTE Band 26 (Part22) BW10, Middle Channel

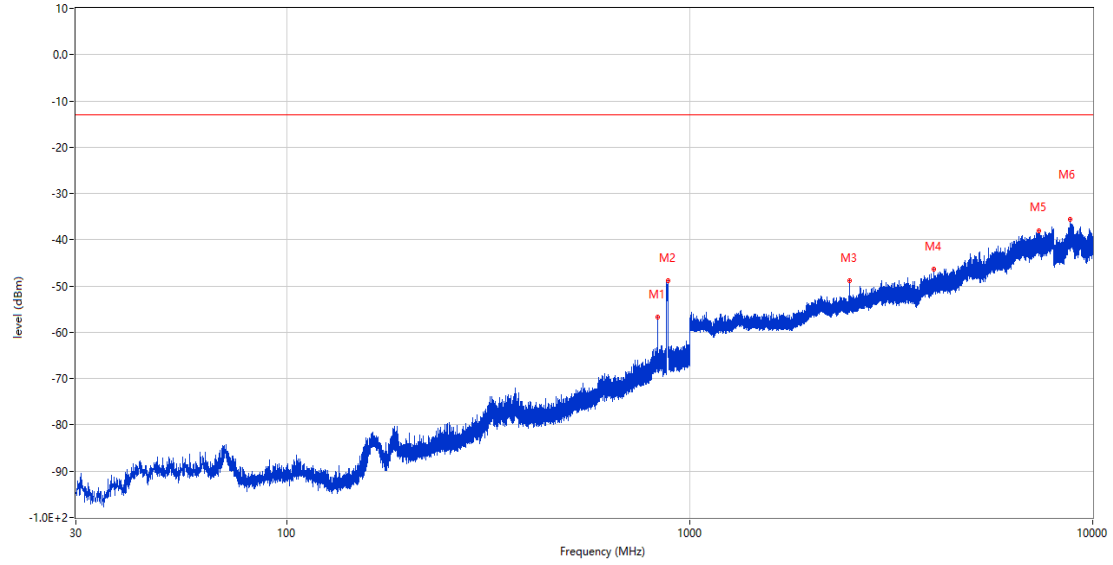
RSE-H&H LTE Band 26 (Part22) BW10 CH26915



Frequency (MHz)	Result (dBm)	Factor (dB)	PK Limit (dBm)	Margin (dB)	Table (o)	ANT	EUT	Verdict
832.142	-55.82	7.05	-13.0	42.82	185.00	Horizontal	Horizontal	N/A
883.794	-52.83	6.99	-13.0	39.83	217.00	Horizontal	Horizontal	N/A
2497.000	-47.06	2.23	-13.0	34.06	212.00	Horizontal	Horizontal	Pass
4161.000	-43.78	9.73	-13.0	30.78	3.00	Horizontal	Horizontal	Pass
6721.000	-37.68	16.68	-13.0	24.68	162.00	Horizontal	Horizontal	Pass
8888.600	-36.55	19.89	-13.0	23.55	44.00	Horizontal	Horizontal	Pass

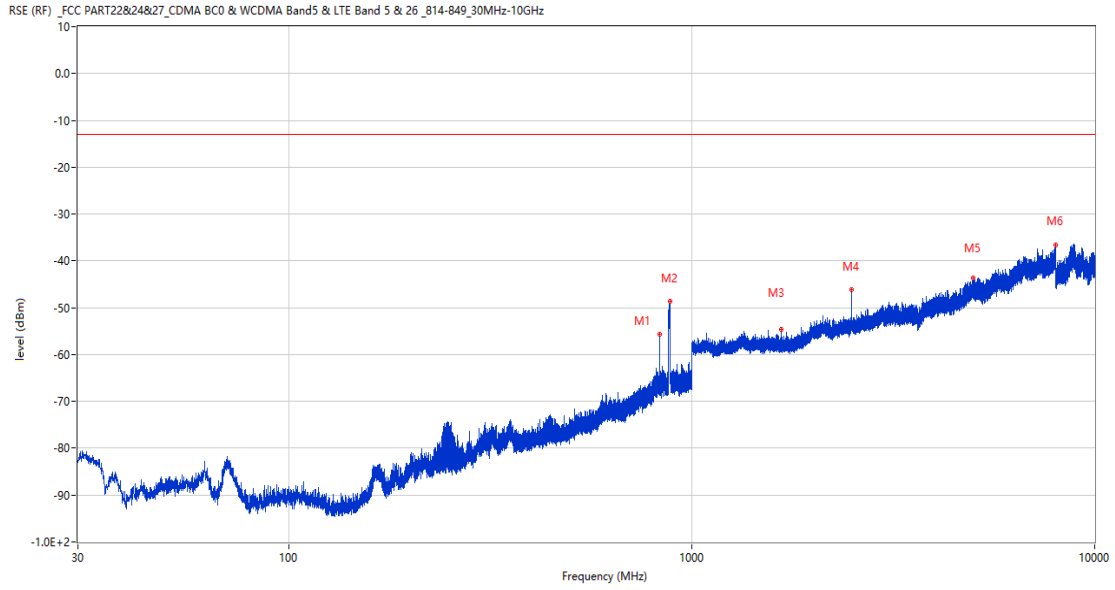
RSE-H&V LTE Band 26 (Part22) BW10 CH26915

RSE (RF) _FCC PART22&24&27_CDMA BC0 & WCDMA Band5 & LTE Band 5 & 26_814-849_30MHz-10GHz



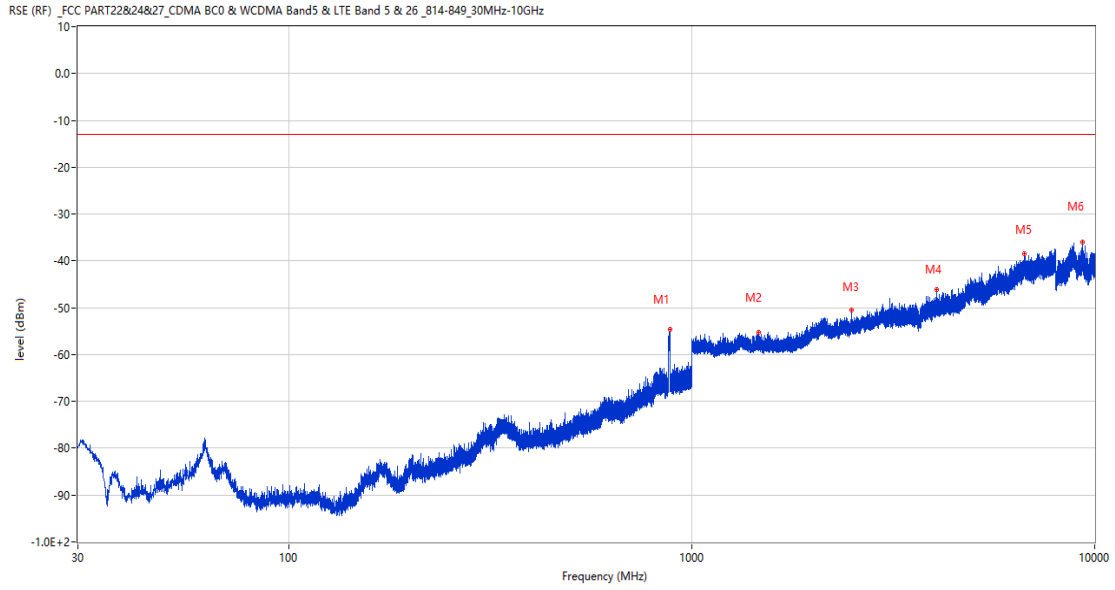
Frequency (MHz)	Result (dBm)	Factor (dB)	PK Limit (dBm)	Margin (dB)	Table (o)	ANT	EUT	Verdict
832.093	-56.69	7.05	-13.0	43.69	130.00	Horizontal	Vertical	N/A
884.958	-48.90	7.09	-13.0	35.90	336.00	Horizontal	Vertical	N/A
2497.000	-48.85	2.23	-13.0	35.85	160.00	Horizontal	Vertical	Pass
4041.000	-46.44	10.10	-13.0	33.44	7.00	Horizontal	Vertical	Pass
7341.000	-37.97	17.12	-13.0	24.97	170.00	Horizontal	Vertical	Pass
8794.000	-35.66	19.46	-13.0	22.66	276.00	Horizontal	Vertical	Pass

RSE-V&V LTE Band 26 (Part22) BW10 CH26915



Frequency (MHz)	Result (dBm)	Factor (dB)	PK Limit (dBm)	Margin (dB)	Table (o)	ANT	EUT	Verdict
832.142	-55.74	7.05	-13.0	42.74	0.00	Vertical	Vertical	N/A
883.697	-48.68	6.98	-13.0	35.68	0.00	Vertical	Vertical	N/A
1665.200	-54.59	-3.87	-13.0	41.59	228.00	Vertical	Vertical	Pass
2497.200	-46.20	2.22	-13.0	33.20	234.00	Vertical	Vertical	Pass
4983.000	-43.59	13.29	-13.0	30.59	258.00	Vertical	Vertical	Pass
7999.250	-36.52	18.97	-13.0	23.52	40.00	Vertical	Vertical	Pass

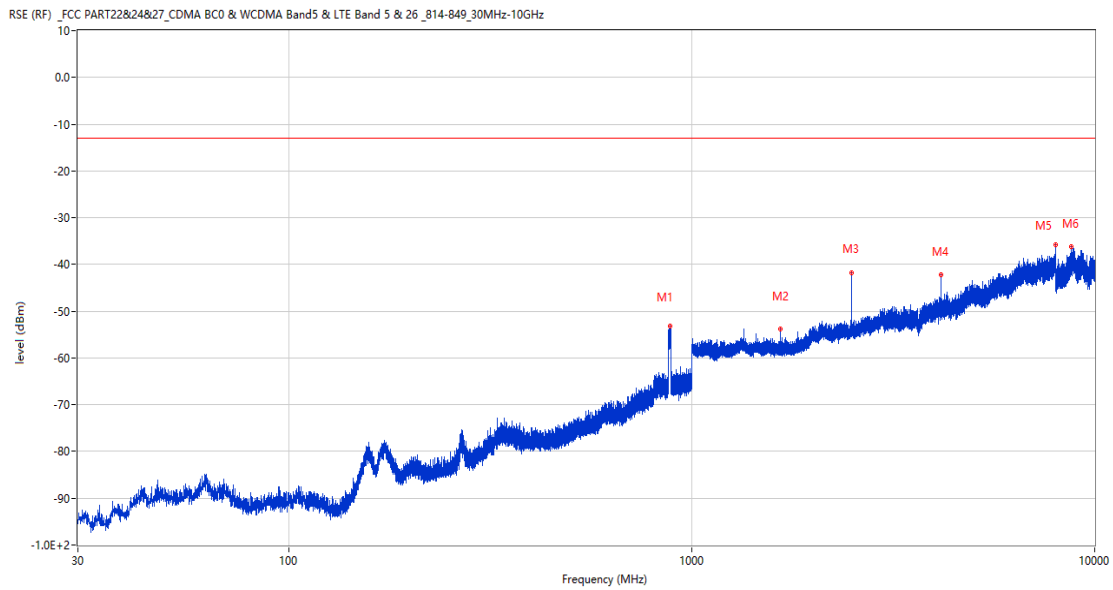
RSE-V&H LTE Band 26 (Part22) BW10 CH26915



Frequency (MHz)	Result (dBm)	Factor (dB)	PK Limit (dBm)	Margin (dB)	Table (o)	ANT	EUT	Verdict
883.988	-54.66	7.01	-13.0	41.66	86.00	Vertical	Horizontal	N/A
1465.300	-55.32	-3.22	-13.0	42.32	183.00	Vertical	Horizontal	Pass
2497.200	-50.59	2.22	-13.0	37.59	195.00	Vertical	Horizontal	Pass
4049.750	-46.05	10.87	-13.0	33.05	360.00	Vertical	Horizontal	Pass
6689.000	-38.38	17.06	-13.0	25.38	217.00	Vertical	Horizontal	Pass
9320.901	-35.89	19.52	-13.0	22.89	199.00	Vertical	Horizontal	Pass

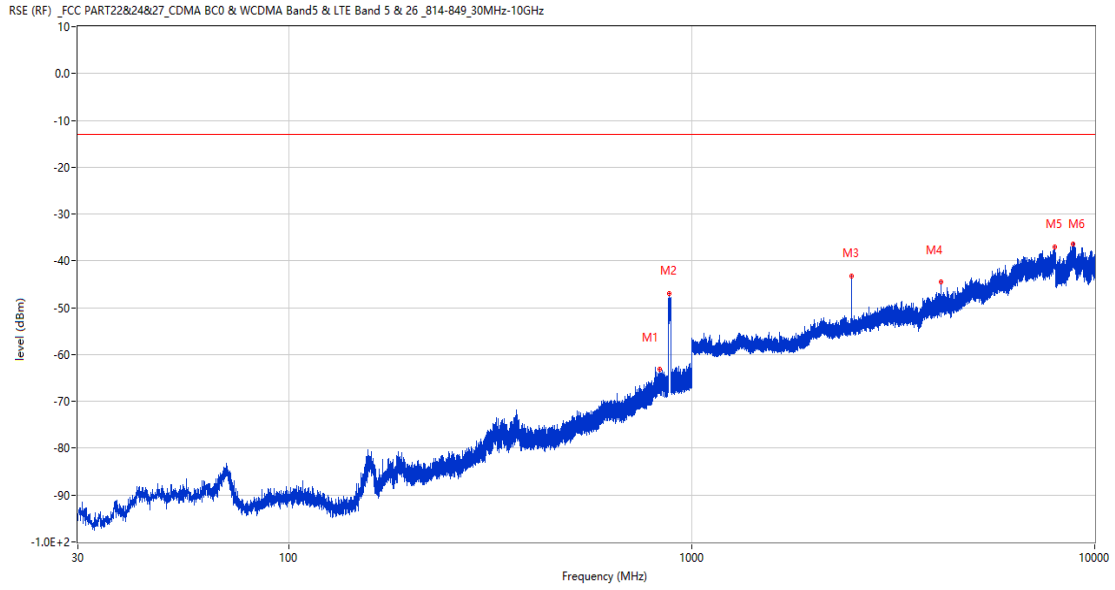
16.5 LTE Band 26 (Part22) BW15, Middle Channel

RSE-H&H LTE Band 26 (Part22) BW15 CH26915



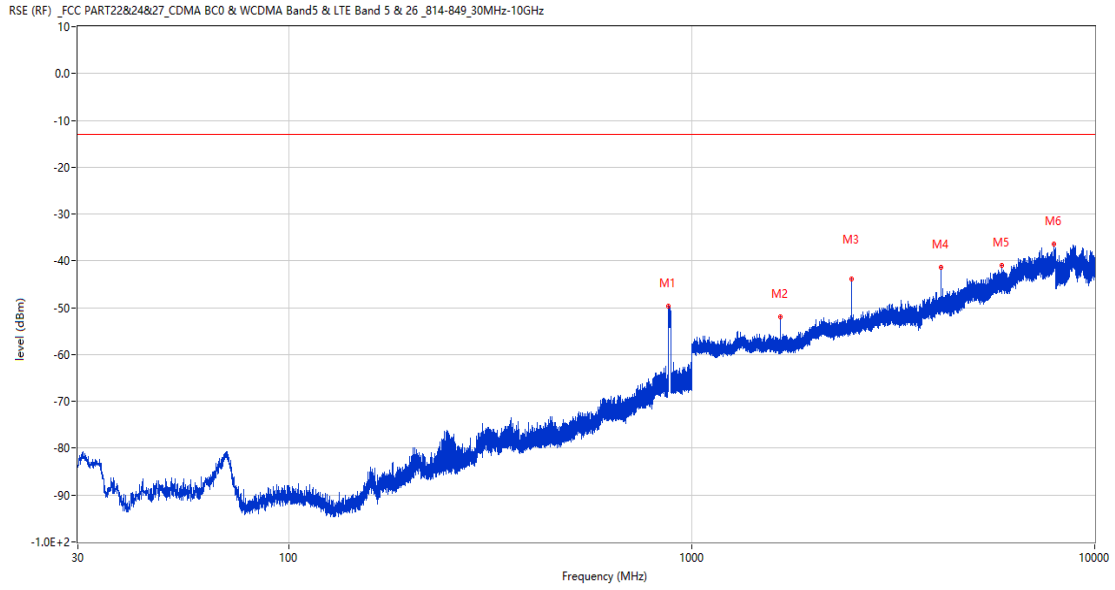
Frequency (MHz)	Result (dBm)	Factor (dB)	PK Limit (dBm)	Margin (dB)	Table (o)	ANT	EUT	Verdict
882.436	-53.21	6.80	-13.0	40.21	38.00	Horizontal	Horizontal	N/A
1660.400	-53.75	-3.78	-13.0	40.75	2.00	Horizontal	Horizontal	Pass
2490.500	-41.70	2.05	-13.0	28.70	297.00	Horizontal	Horizontal	Pass
4149.750	-42.20	9.51	-13.0	29.20	279.00	Horizontal	Horizontal	Pass
7997.500	-35.86	18.88	-13.0	22.86	111.00	Horizontal	Horizontal	Pass
8735.200	-36.12	19.01	-13.0	23.12	268.00	Horizontal	Horizontal	Pass

RSE-H&V LTE Band 26 (Part22) BW15 CH26915



Frequency (MHz)	Result (dBm)	Factor (dB)	PK Limit (dBm)	Margin (dB)	Table (o)	ANT	EUT	Verdict
834.809	-63.22	7.10	-13.0	50.22	309.00	Horizontal	Vertical	N/A
878.993	-47.02	6.51	-13.0	34.02	83.00	Horizontal	Vertical	N/A
2490.400	-43.20	2.05	-13.0	30.20	172.00	Horizontal	Vertical	Pass
4149.750	-44.55	9.51	-13.0	31.55	235.00	Horizontal	Vertical	Pass
7953.000	-36.99	18.48	-13.0	23.99	72.00	Horizontal	Vertical	Pass
8823.800	-36.39	19.93	-13.0	23.39	342.00	Horizontal	Vertical	Pass

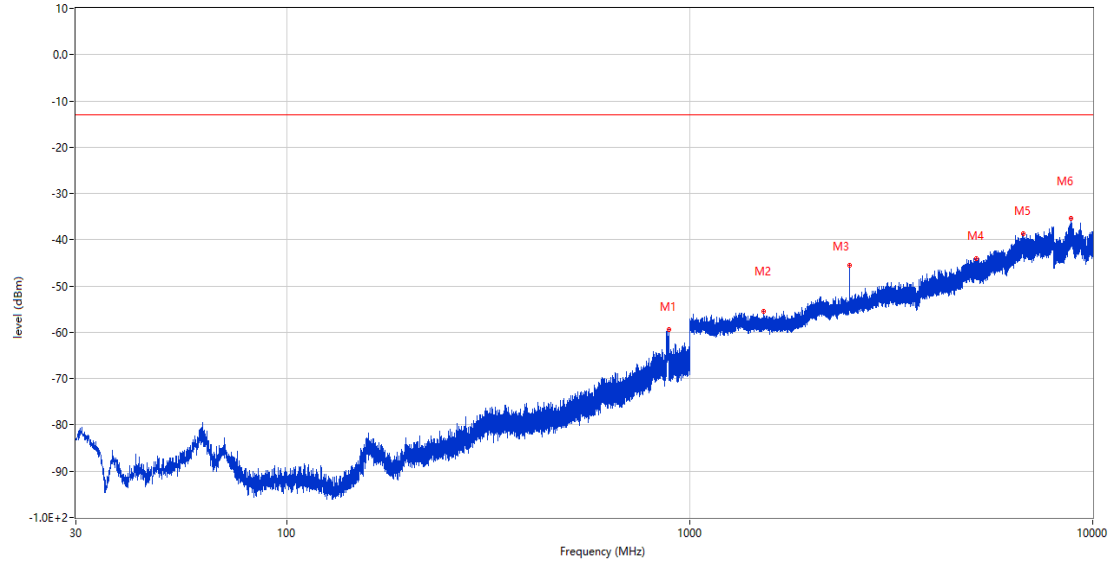
RSE-V&V LTE Band 26 (Part22) BW15 CH26915



Frequency (MHz)	Result (dBm)	Factor (dB)	PK Limit (dBm)	Margin (dB)	Table (o)	ANT	EUT	Verdict
875.355	-49.63	6.45	-13.0	36.63	282.00	Vertical	Vertical	N/A
1660.800	-51.99	-3.75	-13.0	38.99	233.00	Vertical	Vertical	Pass
2490.400	-44.64	2.05	-13.0	31.64	283.00	Vertical	Vertical	Pass
4150.250	-41.41	9.47	-13.0	28.41	312.00	Vertical	Vertical	Pass
5867.000	-41.05	14.66	-13.0	28.05	312.00	Vertical	Vertical	Pass
7925.750	-36.46	18.44	-13.0	23.46	203.00	Vertical	Vertical	Pass

RSE-V&H LTE Band 26 (Part22) BW15 CH26915

RSE (RF) _FCC PART22&24&27_CDMA BC0 & WCDMA Band5 & LTE Band 5 & 26_814-849_30MHz-10GHz

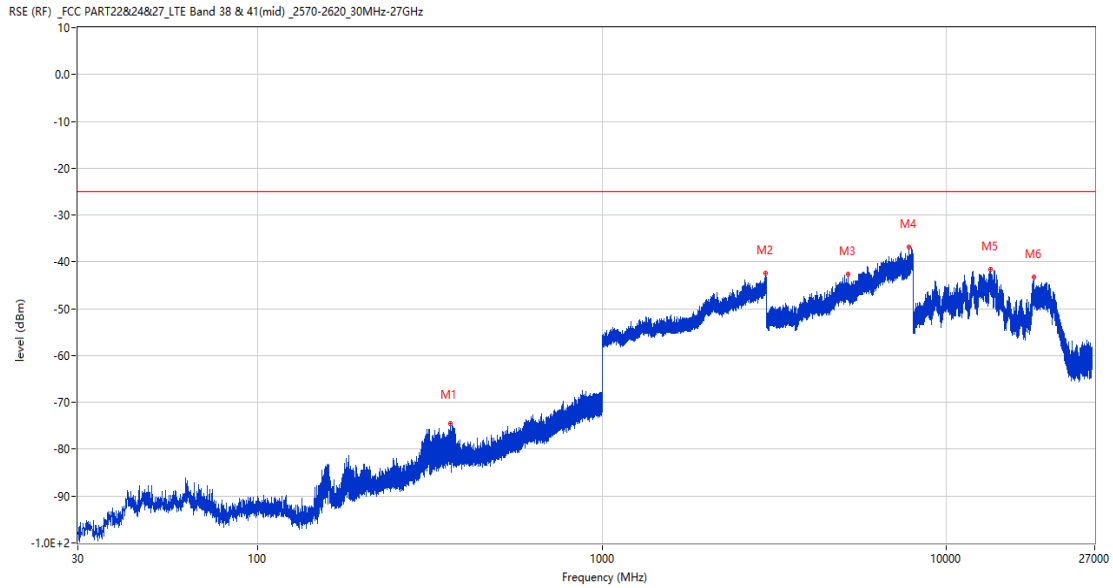


Frequency (MHz)	Result (dBm)	Factor (dB)	PK Limit (dBm)	Margin (dB)	Table (o)	ANT	EUT	Verdict
887.965	-59.50	7.17	-13.0	46.50	360.00	Vertical	Horizontal	N/A
1528.100	-55.39	-3.35	-13.0	42.39	270.00	Vertical	Horizontal	Pass
2490.400	-45.60	2.05	-13.0	32.60	152.00	Vertical	Horizontal	Pass
5152.000	-44.09	12.18	-13.0	31.09	218.00	Vertical	Horizontal	Pass
6733.500	-38.68	16.28	-13.0	25.68	317.00	Vertical	Horizontal	Pass
8817.100	-35.26	19.82	-13.0	22.26	336.00	Vertical	Horizontal	Pass

17 LTE Band 38

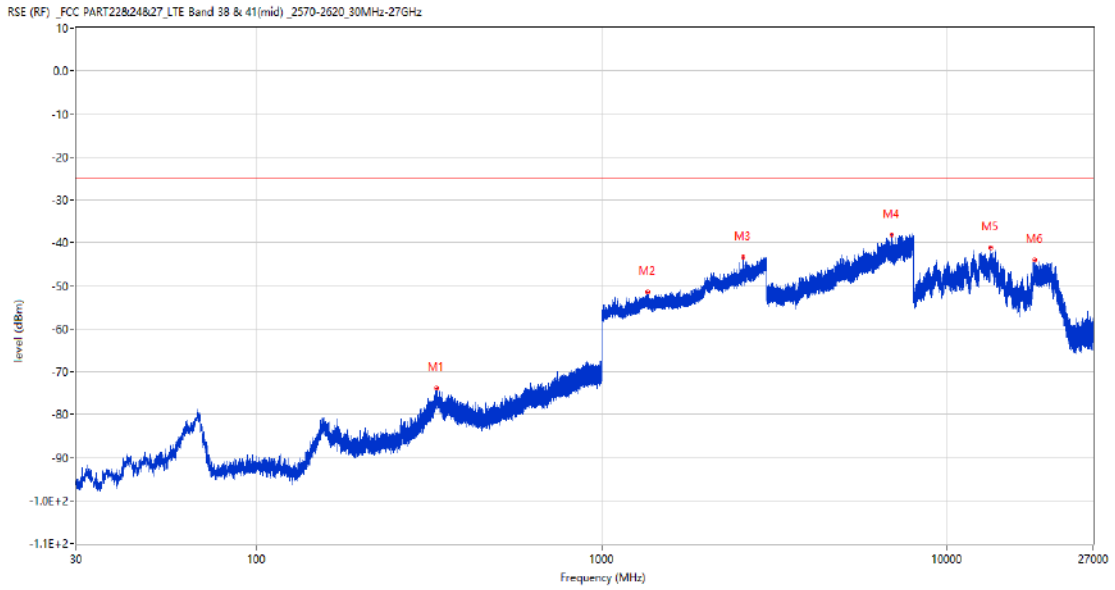
17.1 LTE Band 38 BW5, Middle Channel

RSE-H&H LTE Band 38 BW5 CH38000



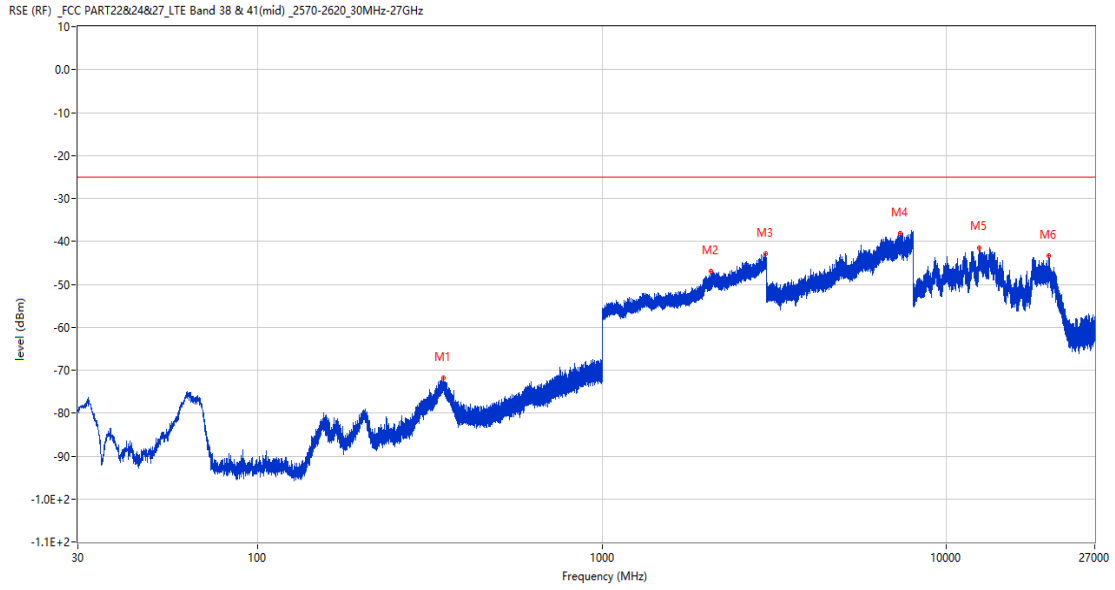
Frequency (MHz)	Result (dBm)	Factor (dB)	PK Limit (dBm)	Margin (dB)	Table (o)	ANT	EUT	Verdict
362.565	-74.45	-10.12	-25.0	49.45	79.00	Horizontal	Horizontal	Pass
2993.800	-42.38	11.30	-25.0	17.38	166.00	Horizontal	Horizontal	Pass
5178.500	-42.65	12.28	-25.0	17.65	323.00	Horizontal	Horizontal	Pass
7794.750	-36.85	18.22	-25.0	11.85	40.00	Horizontal	Horizontal	Pass
13412.025	-41.67	16.75	-25.0	16.67	132.00	Horizontal	Horizontal	Pass
17957.738	-43.29	13.90	-25.0	18.29	40.00	Horizontal	Horizontal	Pass

RSE-H&V LTE Band 38 BW5 CH38000



Frequency (MHz)	Result (dBm)	Factor (dB)	PK Limit (dBm)	Margin (dB)	Table (o)	ANT	EUT	Verdict
332.494	-73.91	-10.42	-25.0	48.91	25.00	Horizontal	Vertical	Pass
1355.600	-51.43	0.65	-25.0	26.43	123.00	Horizontal	Vertical	Pass
2571.800	-43.40	8.40	-25.0	18.40	283.00	Horizontal	Vertical	Pass
6892.000	-38.14	16.16	-25.0	13.14	213.00	Horizontal	Vertical	Pass
13366.350	-41.05	16.69	-25.0	16.05	63.00	Horizontal	Vertical	Pass
17977.688	-43.98	13.40	-25.0	18.98	250.00	Horizontal	Vertical	Pass

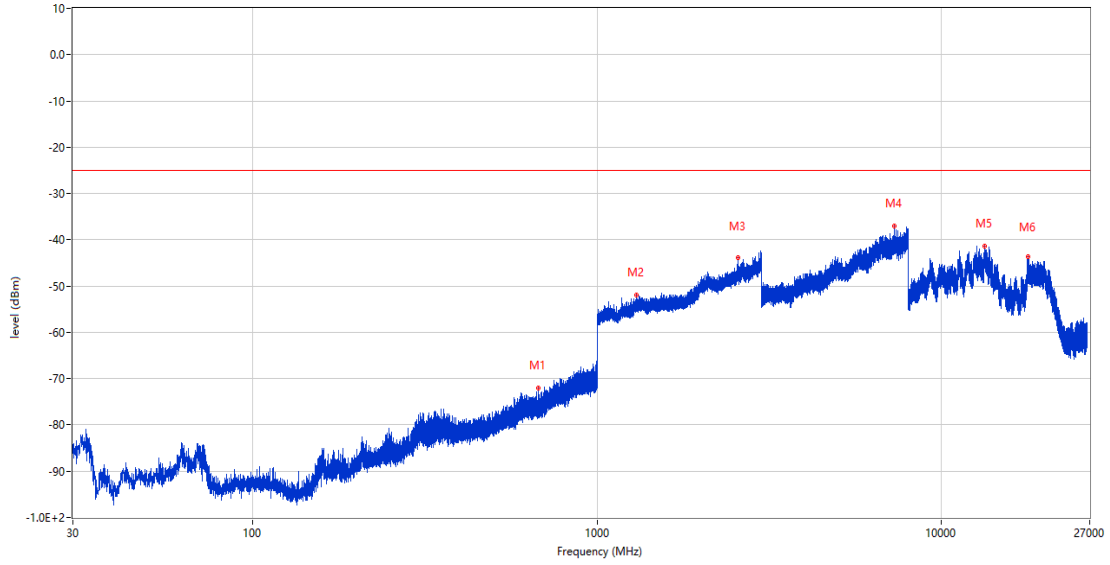
RSE-V&V LTE Band 38 BW5 CH38000



Frequency (MHz)	Result (dBm)	Factor (dB)	PK Limit (dBm)	Margin (dB)	Table (o)	ANT	EUT	Verdict
346.366	-71.90	-9.91	-25.0	46.90	156.00	Vertical	Vertical	Pass
2071.900	-47.06	4.90	-25.0	22.06	194.00	Vertical	Vertical	Pass
2993.400	-42.93	11.31	-25.0	17.93	26.00	Vertical	Vertical	Pass
7340.000	-38.09	17.09	-25.0	13.09	-3.00	Vertical	Vertical	Pass
12471.888	-41.42	14.47	-25.0	16.42	360.00	Vertical	Vertical	Pass
19826.100	-43.40	12.94	-25.0	18.40	256.00	Vertical	Vertical	Pass

RSE-V&H LTE Band 38 BW5 CH38000

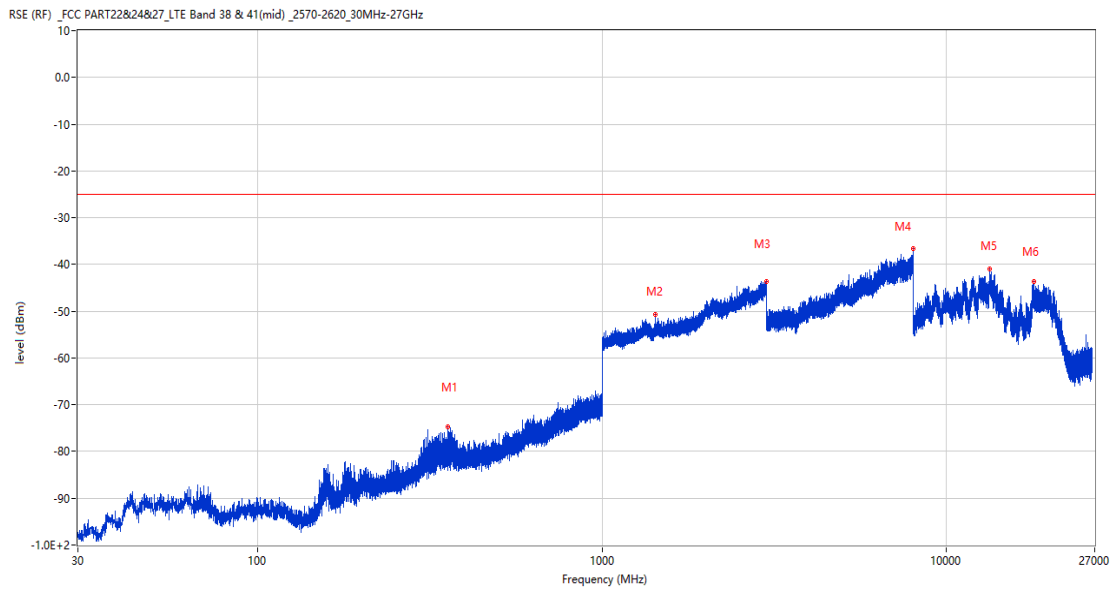
RSE (RF) _FCC PART22&24&27_LTE Band 38 & 41(mid) _2570-2620_30MHz-27GHz



Frequency (MHz)	Result (dBm)	Factor (dB)	PK Limit (dBm)	Margin (dB)	Table (o)	ANT	EUT	Verdict
674.080	-71.99	-2.98	-25.0	46.99	149.00	Vertical	Horizontal	Pass
1301.000	-51.94	0.61	-25.0	26.94	360.00	Vertical	Horizontal	Pass
2571.400	-43.94	8.39	-25.0	18.94	246.00	Vertical	Horizontal	Pass
7310.500	-37.08	16.91	-25.0	12.08	18.00	Vertical	Horizontal	Pass
13403.362	-41.39	16.94	-25.0	16.39	157.00	Vertical	Horizontal	Pass
17824.125	-43.59	12.54	-25.0	18.59	134.00	Vertical	Horizontal	Pass

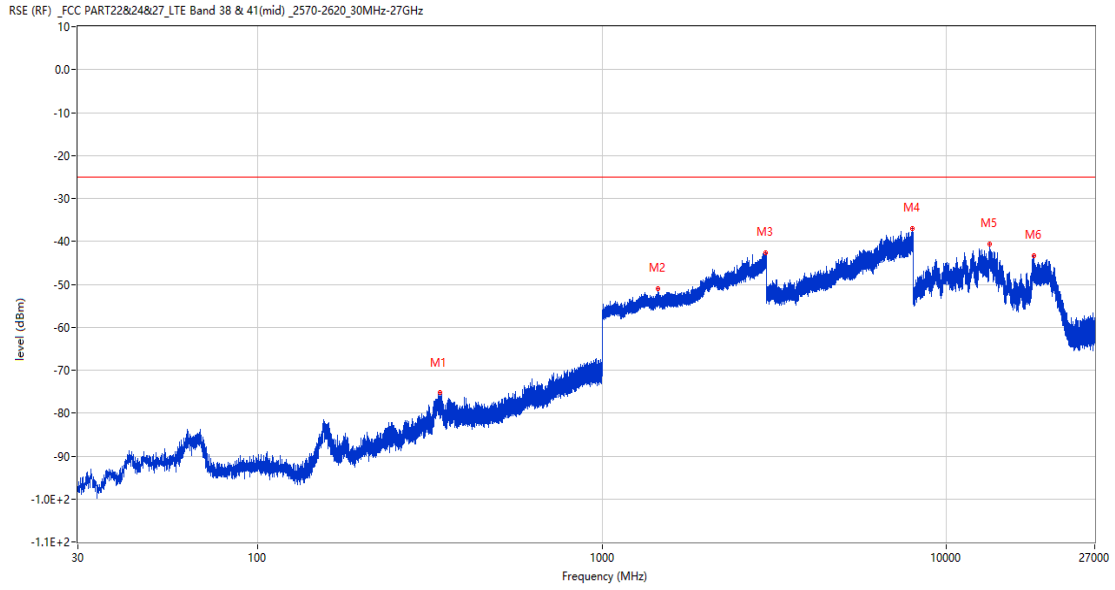
17.2 LTE Band 38 BW10, Middle Channel

RSE-H&H LTE Band 38 BW10 CH38000



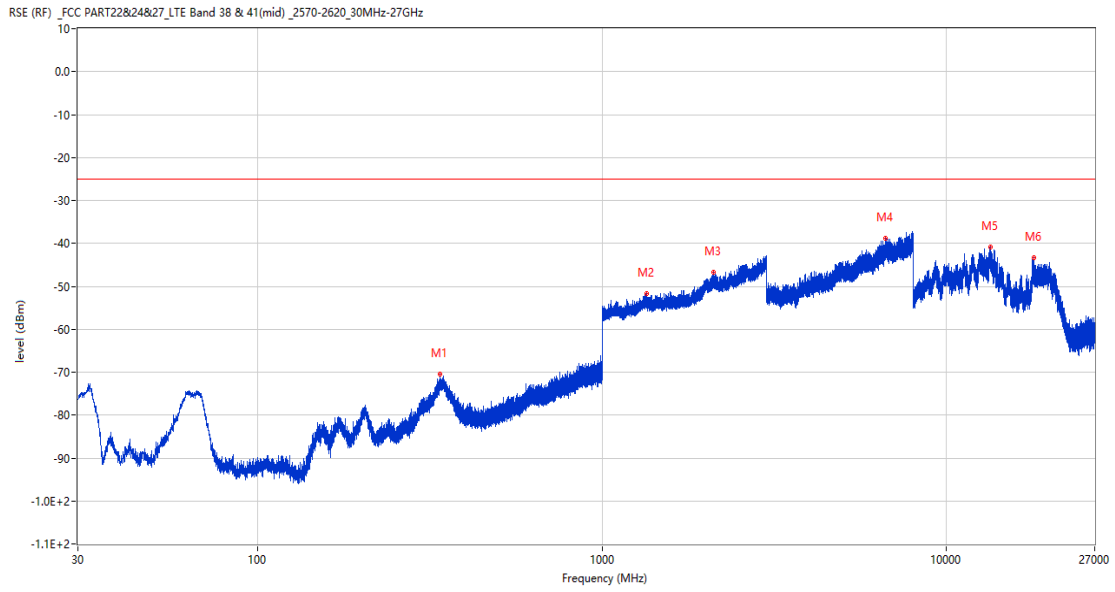
Frequency (MHz)	Result (dBm)	Factor (dB)	PK Limit (dBm)	Margin (dB)	Table (o)	ANT	EUT	Verdict
356.114	-74.81	-9.99	-25.0	49.81	96.00	Horizontal	Horizontal	Pass
1429.400	-50.77	0.64	-25.0	25.77	308.00	Horizontal	Horizontal	Pass
2999.400	-43.65	11.45	-25.0	18.65	80.00	Horizontal	Horizontal	Pass
7999.250	-36.55	18.97	-25.0	11.55	62.00	Horizontal	Horizontal	Pass
13367.663	-41.06	16.71	-25.0	16.06	360.00	Horizontal	Horizontal	Pass
17997.375	-43.64	12.92	-25.0	18.64	65.00	Horizontal	Horizontal	Pass

RSE-H&V LTE Band 38 BW10 CH38000



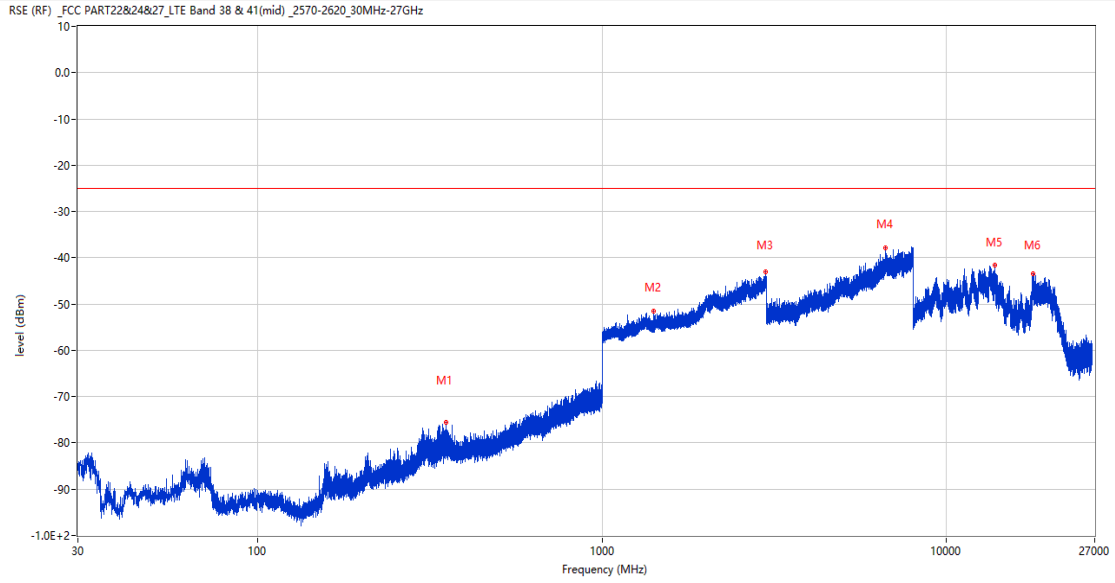
Frequency (MHz)	Result (dBm)	Factor (dB)	PK Limit (dBm)	Margin (dB)	Table (o)	ANT	EUT	Verdict
339.091	-75.24	-9.97	-25.0	50.24	176.00	Horizontal	Vertical	Pass
1452.300	-50.99	0.74	-25.0	25.99	311.00	Horizontal	Vertical	Pass
2993.600	-42.73	11.31	-25.0	17.73	215.00	Horizontal	Vertical	Pass
7969.500	-37.11	18.07	-25.0	12.11	299.00	Horizontal	Vertical	Pass
13355.062	-40.67	16.59	-25.0	15.67	358.00	Horizontal	Vertical	Pass
17967.450	-43.38	13.66	-25.0	18.38	124.00	Horizontal	Vertical	Pass

RSE-V&V LTE Band 38 BW10 CH38000



Frequency (MHz)	Result (dBm)	Factor (dB)	PK Limit (dBm)	Margin (dB)	Table (o)	ANT	EUT	Verdict
338.848	-70.52	-9.99	-25.0	45.52	155.00	Vertical	Vertical	Pass
1349.000	-51.72	0.62	-25.0	26.72	72.00	Vertical	Vertical	Pass
2106.900	-46.64	5.63	-25.0	21.64	26.00	Vertical	Vertical	Pass
6663.750	-38.91	16.40	-25.0	13.91	334.00	Vertical	Vertical	Pass
13413.599	-40.86	16.71	-25.0	15.86	-3.00	Vertical	Vertical	Pass
17948.551	-43.25	14.06	-25.0	18.25	61.00	Vertical	Vertical	Pass

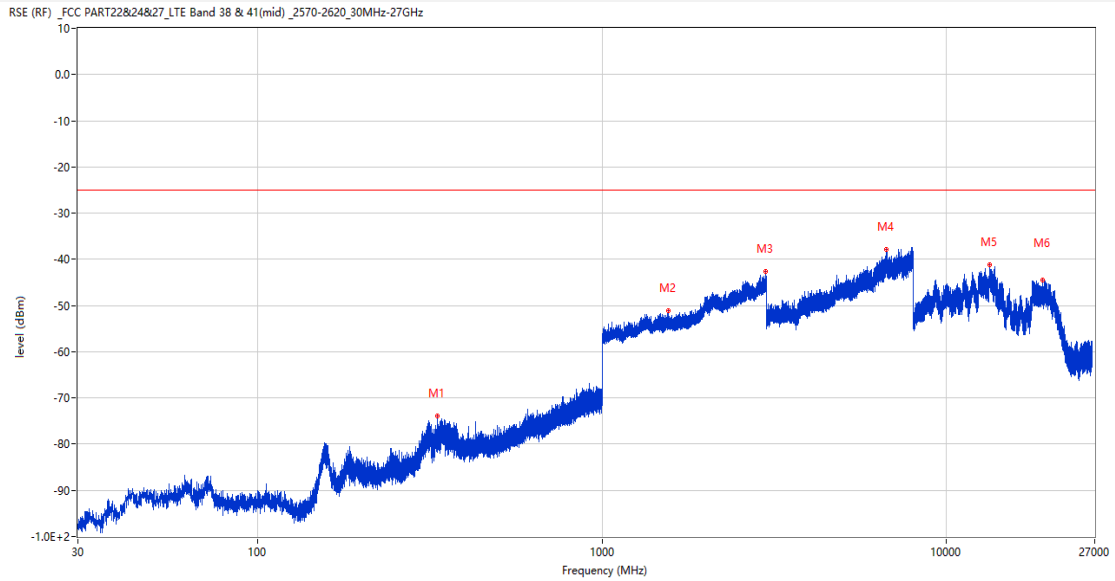
RSE-V&H LTE Band 38 BW10 CH38000



Frequency (MHz)	Result (dBm)	Factor (dB)	PK Limit (dBm)	Margin (dB)	Table (o)	ANT	EUT	Verdict
352.428	-75.62	-9.85	-25.0	50.62	136.00	Vertical	Horizontal	Pass
1411.100	-51.45	0.45	-25.0	26.45	360.00	Vertical	Horizontal	Pass
2992.900	-42.96	11.33	-25.0	17.96	97.00	Vertical	Horizontal	Pass
6654.250	-37.94	16.11	-25.0	12.94	51.00	Vertical	Horizontal	Pass
13814.963	-41.65	16.66	-25.0	16.65	315.00	Vertical	Horizontal	Pass
17916.525	-43.47	13.29	-25.0	18.47	62.00	Vertical	Horizontal	Pass

17.3 LTE Band 38 BW15, Middle Channel

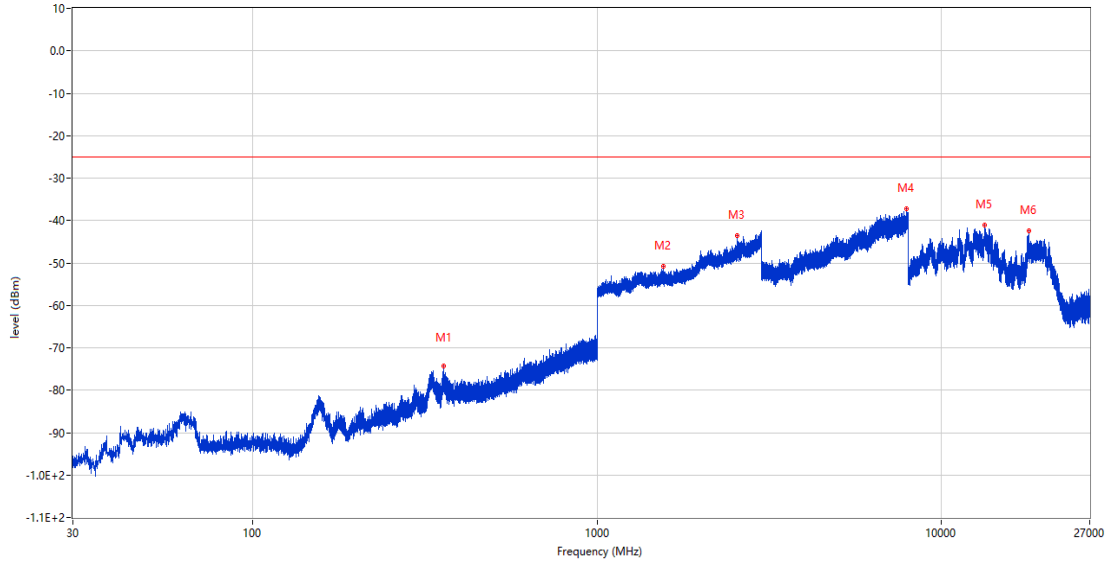
RSE-H&H LTE Band 38 BW15 CH38000



Frequency (MHz)	Result (dBm)	Factor (dB)	PK Limit (dBm)	Margin (dB)	Table (o)	ANT	EUT	Verdict
332.398	-73.86	-10.43	-25.0	48.86	72.00	Horizontal	Horizontal	Pass
1554.100	-51.18	0.93	-25.0	26.18	252.00	Horizontal	Horizontal	Pass
2990.100	-42.68	11.64	-25.0	17.68	110.00	Horizontal	Horizontal	Pass
6701.750	-37.80	16.82	-25.0	12.80	148.00	Horizontal	Horizontal	Pass
13393.651	-41.22	16.95	-25.0	16.22	360.00	Horizontal	Horizontal	Pass
19090.125	-44.49	12.91	-25.0	19.49	320.00	Horizontal	Horizontal	Pass

RSE-H&V LTE Band 38 BW15 CH38000

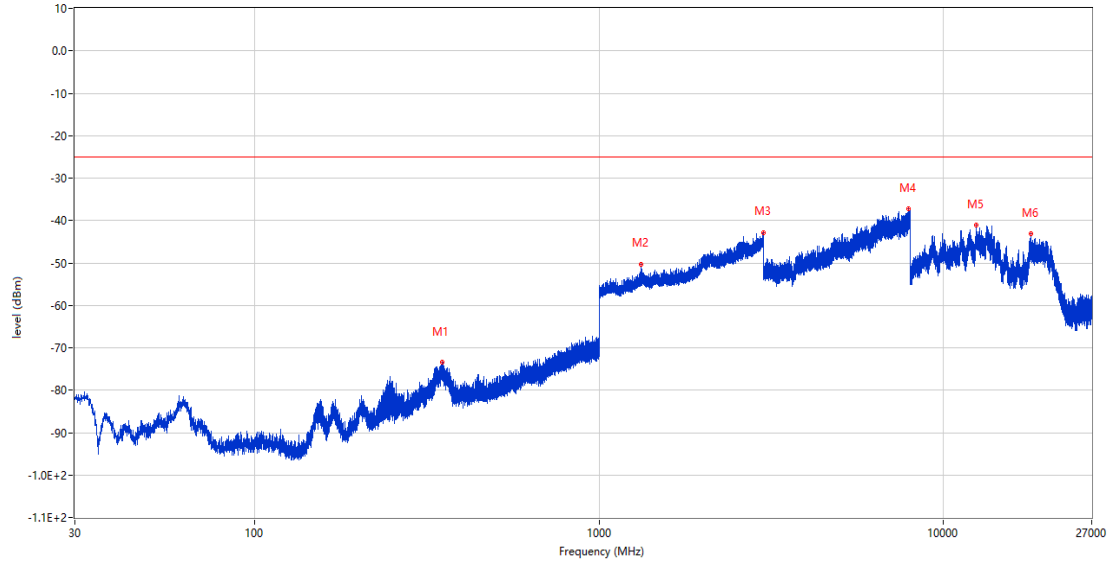
RSE (RF) _FCC PART22&24&27_LTE Band 38 & 41(mid) _2570-2620_30MHz-27GHz



Frequency (MHz)	Result (dBm)	Factor (dB)	PK Limit (dBm)	Margin (dB)	Table (o)	ANT	EUT	Verdict
357.375	-74.37	-10.06	-25.0	49.37	173.00	Horizontal	Vertical	Pass
1556.900	-50.90	0.83	-25.0	25.90	349.00	Horizontal	Vertical	Pass
2556.400	-43.57	8.20	-25.0	18.57	360.00	Horizontal	Vertical	Pass
7937.000	-37.16	18.95	-25.0	12.16	61.00	Horizontal	Vertical	Pass
13368.713	-41.05	16.72	-25.0	16.05	37.00	Horizontal	Vertical	Pass
17927.025	-42.38	13.54	-25.0	17.38	271.00	Horizontal	Vertical	Pass

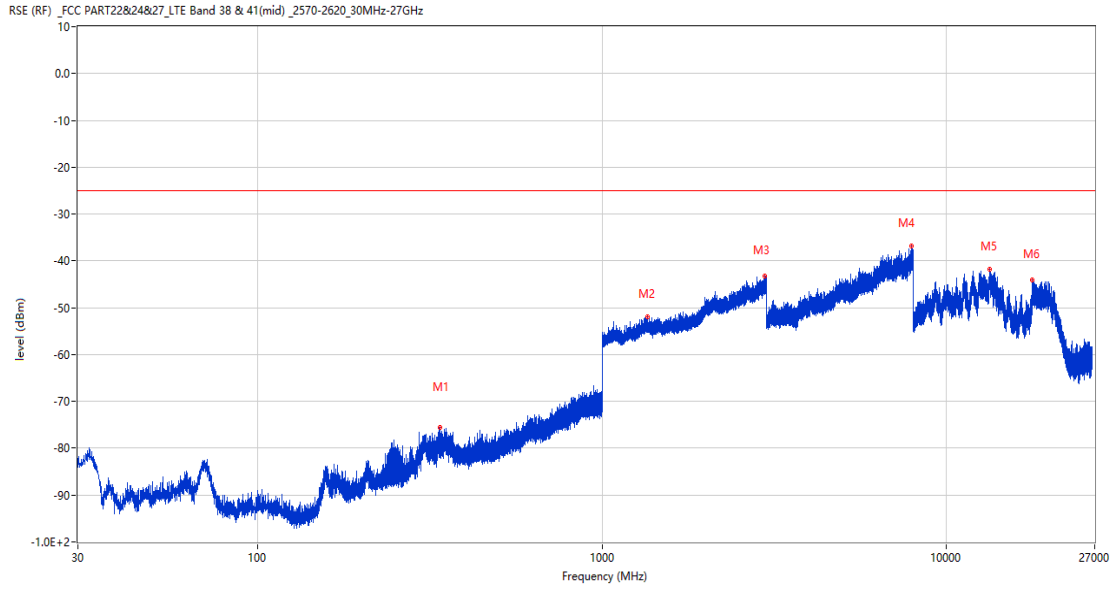
RSE-V&V LTE Band 38 BW15 CH38000

RSE (RF) _FCC PART22&24&27_LTE Band 38 & 41(mid) _2570-2620_30MHz-27GHz



Frequency (MHz)	Result (dBm)	Factor (dB)	PK Limit (dBm)	Margin (dB)	Table (o)	ANT	EUT	Verdict
349.712	-73.43	-9.82	-25.0	48.43	148.00	Vertical	Vertical	Pass
1322.700	-50.24	0.62	-25.0	25.24	73.00	Vertical	Vertical	Pass
2996.500	-42.89	11.15	-25.0	17.89	236.00	Vertical	Vertical	Pass
7942.000	-37.22	18.93	-25.0	12.22	280.00	Vertical	Vertical	Pass
12456.925	-41.08	14.33	-25.0	16.08	258.00	Vertical	Vertical	Pass
17973.488	-43.11	13.51	-25.0	18.11	132.00	Vertical	Vertical	Pass

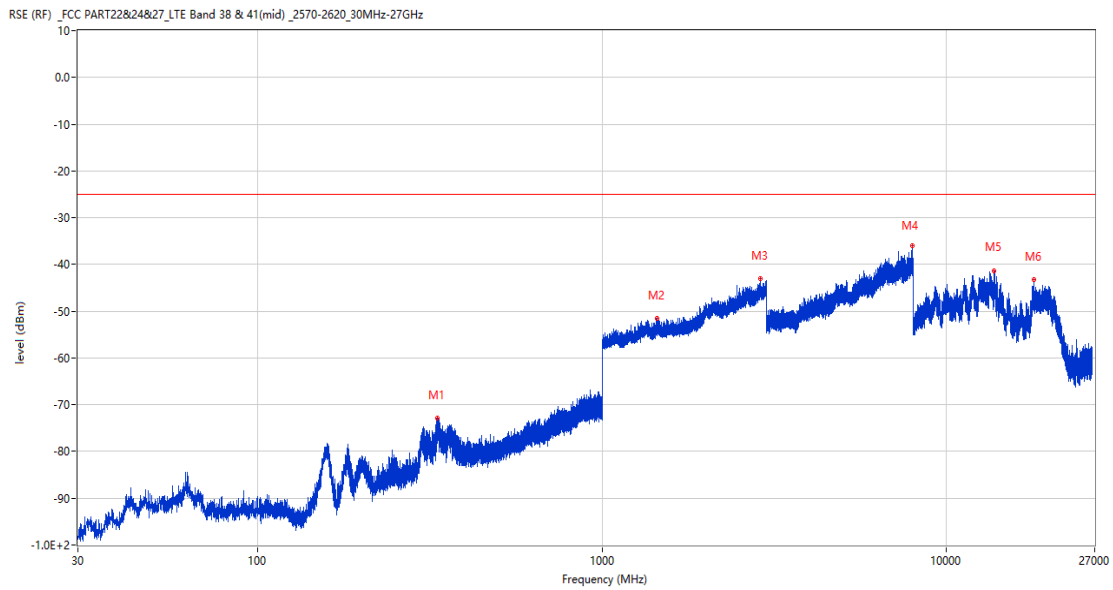
RSE-V&H LTE Band 38 BW15 CH38000



Frequency (MHz)	Result (dBm)	Factor (dB)	PK Limit (dBm)	Margin (dB)	Table (o)	ANT	EUT	Verdict
337.781	-75.56	-10.08	-25.0	50.56	109.00	Vertical	Horizontal	Pass
1358.300	-52.03	0.66	-25.0	27.03	142.00	Vertical	Horizontal	Pass
2972.300	-43.26	11.40	-25.0	18.26	345.00	Vertical	Horizontal	Pass
7918.250	-36.78	18.17	-25.0	11.78	290.00	Vertical	Horizontal	Pass
13361.100	-41.86	16.64	-25.0	16.86	63.00	Vertical	Horizontal	Pass
17800.761	-44.08	13.18	-25.0	19.08	360.00	Vertical	Horizontal	Pass

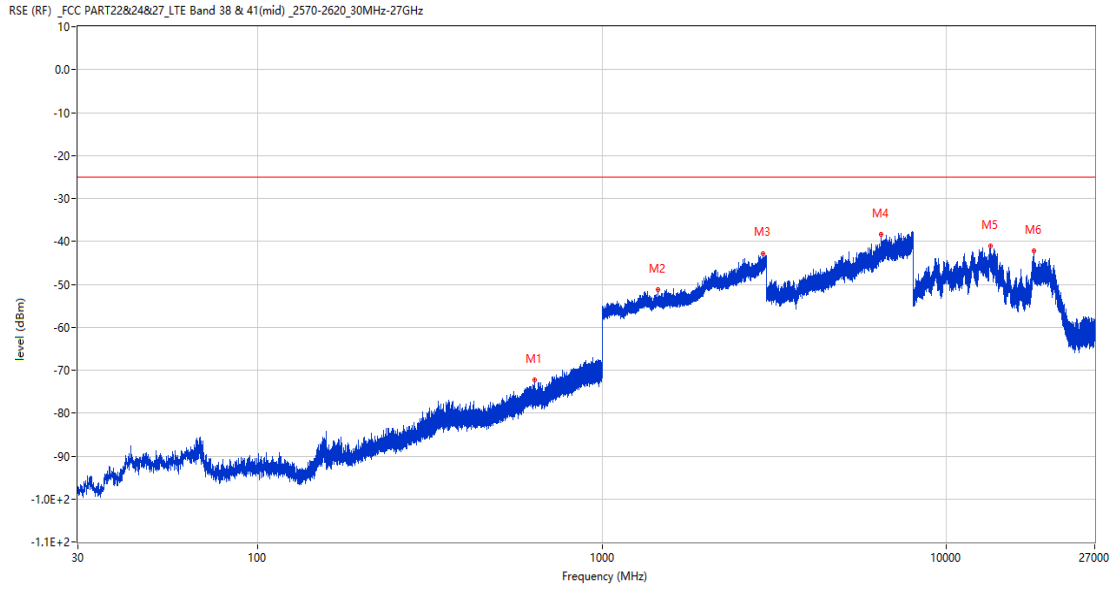
17.4 LTE Band 38 BW20, Middle Channel

RSE-H&H LTE Band 38 BW20 CH38000



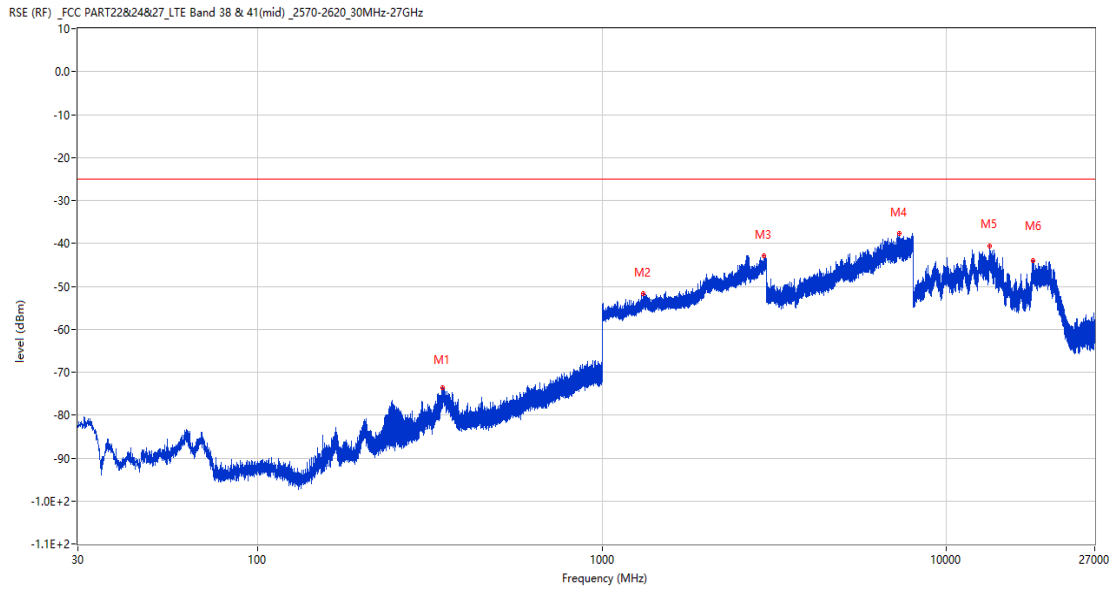
Frequency (MHz)	Result (dBm)	Factor (dB)	PK Limit (dBm)	Margin (dB)	Table (o)	ANT	EUT	Verdict
331.864	-72.79	-10.45	-25.0	47.79	86.00	Horizontal	Horizontal	Pass
1446.600	-51.46	0.73	-25.0	26.46	166.00	Horizontal	Horizontal	Pass
2876.500	-43.00	10.33	-25.0	18.00	357.00	Horizontal	Horizontal	Pass
7994.500	-35.90	18.72	-25.0	10.90	356.00	Horizontal	Horizontal	Pass
13801.312	-41.29	16.98	-25.0	16.29	17.00	Horizontal	Horizontal	Pass
17944.613	-43.18	13.96	-25.0	18.18	109.00	Horizontal	Horizontal	Pass

RSE-H&V LTE Band 38 BW20 CH38000



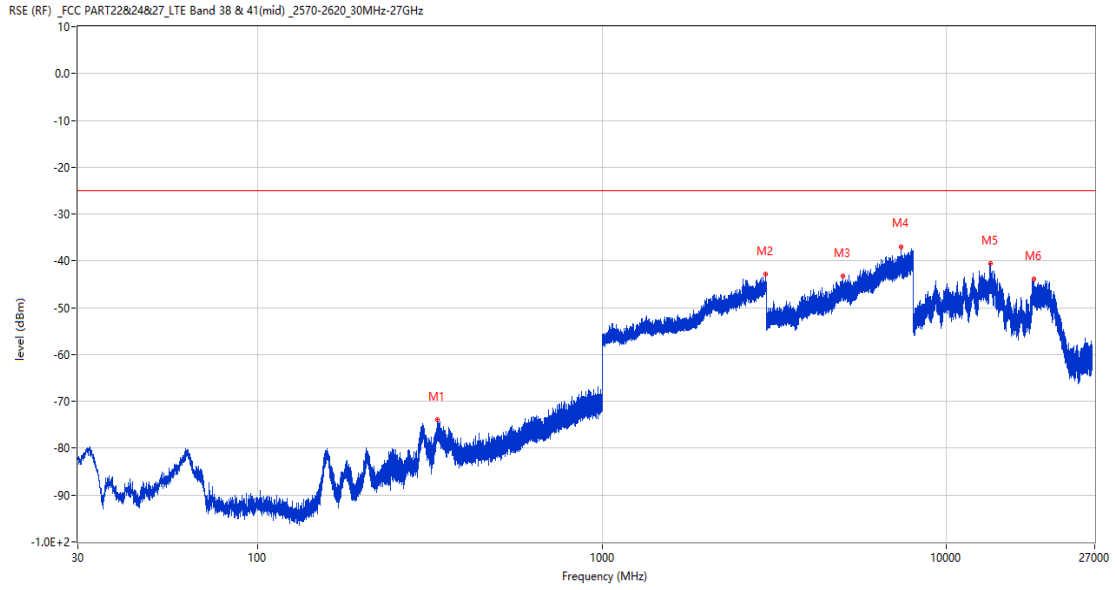
Frequency (MHz)	Result (dBm)	Factor (dB)	PK Limit (dBm)	Margin (dB)	Table (o)	ANT	EUT	Verdict
636.396	-72.27	-3.13	-25.0	47.27	40.00	Horizontal	Vertical	Pass
1454.000	-51.35	0.65	-25.0	26.35	206.00	Horizontal	Vertical	Pass
2930.800	-42.78	10.24	-25.0	17.78	126.00	Horizontal	Vertical	Pass
6460.000	-38.39	16.64	-25.0	13.39	3.00	Horizontal	Vertical	Pass
13414.912	-41.04	16.68	-25.0	16.04	30.00	Horizontal	Vertical	Pass
17947.501	-42.29	14.03	-25.0	17.29	334.00	Horizontal	Vertical	Pass

RSE-V&V LTE Band 38 BW20 CH38000



Frequency (MHz)	Result (dBm)	Factor (dB)	PK Limit (dBm)	Margin (dB)	Table (o)	ANT	EUT	Verdict
344.910	-73.53	-9.94	-25.0	48.53	141.00	Vertical	Vertical	Pass
1319.300	-51.67	0.56	-25.0	26.67	119.00	Vertical	Vertical	Pass
2944.900	-42.93	10.66	-25.0	17.93	53.00	Vertical	Vertical	Pass
7325.750	-37.70	17.25	-25.0	12.70	197.00	Vertical	Vertical	Pass
13341.938	-40.54	16.22	-25.0	15.54	296.00	Vertical	Vertical	Pass
17873.213	-43.97	12.33	-25.0	18.97	111.00	Vertical	Vertical	Pass

RSE-V&H LTE Band 38 BW20 CH38000



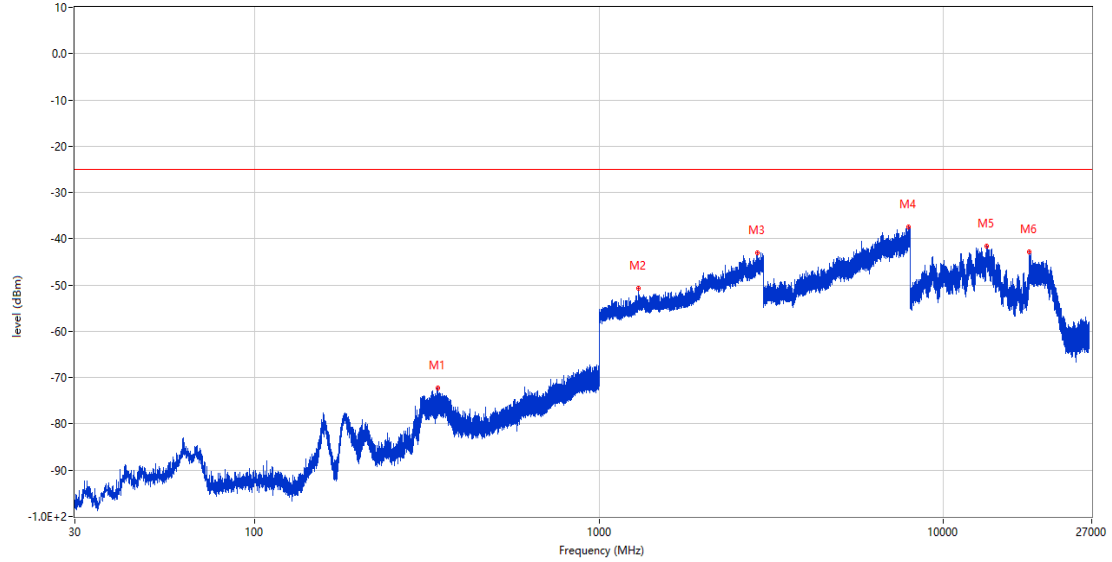
Frequency (MHz)	Result (dBm)	Factor (dB)	PK Limit (dBm)	Margin (dB)	Table (o)	ANT	EUT	Verdict
332.155	-73.84	-10.44	-25.0	48.84	84.00	Vertical	Horizontal	Pass
2993.600	-42.76	11.31	-25.0	17.76	315.00	Vertical	Horizontal	Pass
5015.000	-43.29	12.56	-25.0	18.29	321.00	Vertical	Horizontal	Pass
7385.750	-36.94	17.60	-25.0	11.94	18.00	Vertical	Horizontal	Pass
13430.138	-40.62	16.35	-25.0	15.62	156.00	Vertical	Horizontal	Pass
17952.225	-43.82	14.03	-25.0	18.82	87.00	Vertical	Horizontal	Pass

18 LTE Band 41

18.1 LTE Band 41 BW5, Middle Channel

RSE-H&H LTE Band 41 BW5 CH40620

RSE (RF) _ FCC PART22&24&27_LTE Band 38 & 41(mid) _2570-2620_30MHz-27GHz



Frequency (MHz)	Result (dBm)	Factor (dB)	PK Limit (dBm)	Margin (dB)	Table (o)	ANT	EUT	Verdict
340.158	-72.27	-10.06	-25.0	47.27	82.00	Horizontal	Horizontal	Pass
1302.700	-50.78	0.61	-25.0	25.78	117.00	Horizontal	Horizontal	Pass
2878.900	-43.02	10.54	-25.0	18.02	246.00	Horizontal	Horizontal	Pass
7945.500	-37.43	18.80	-25.0	12.43	322.00	Horizontal	Horizontal	Pass
13389.187	-41.51	16.91	-25.0	16.51	63.00	Horizontal	Horizontal	Pass
17797.614	-42.85	13.05	-25.0	17.85	363.00	Horizontal	Horizontal	Pass

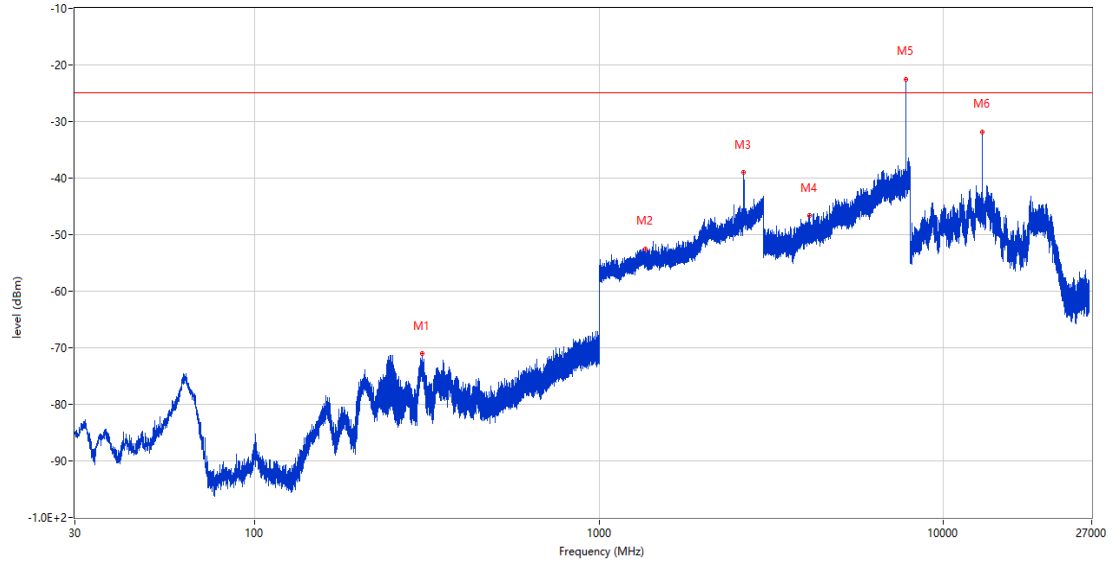
RSE-H&V LTE Band 41 BW5 CH40620



Frequency (MHz)	Result (dBm)	Factor (dB)	PK Limit (dBm)	Margin (dB)	Table (o)	ANT	EUT	Verdict
369.888	-73.30	-10.00	-25.0	48.30	1.00	Horizontal	Vertical	Pass
2276.000	-47.29	5.58	-25.0	22.29	58.00	Horizontal	Vertical	Pass
2627.100	-41.76	8.99	-25.0	16.76	339.00	Horizontal	Vertical	Pass
3883.500	-47.28	9.43	-25.0	22.28	74.00	Horizontal	Vertical	Pass
7773.250	-23.43	17.92	-25.0	-1.57	127.00	Horizontal	Vertical	N/A
7773.250*	-37.617	17.92	-25.0	12.617	127.00	Horizontal	Vertical	Pass
12954.750	-34.95	14.61	-25.0	9.95	155.00	Horizontal	Vertical	Pass

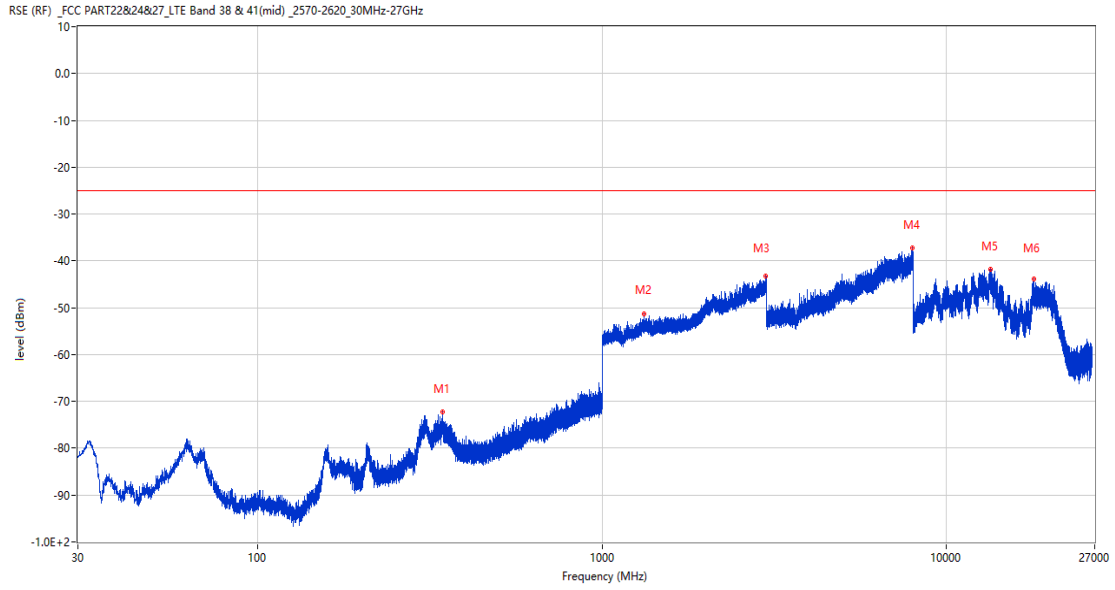
RSE-V&V LTE Band 41 BW5 CH40620

RSE (RF) _FCC PART22&24&27_LTE Band 38 & 41(mid) _2570-2620_30MHz-27GHz



Frequency (MHz)	Result (dBm)	Factor (dB)	PK Limit (dBm)	Margin (dB)	Table (o)	ANT	EUT	Verdict
307.226	-71.05	-11.72	-25.0	46.05	360.00	Vertical	Vertical	Pass
1363.000	-52.49	0.52	-25.0	27.49	327.00	Vertical	Vertical	Pass
2627.300	-39.05	8.99	-25.0	14.05	102.00	Vertical	Vertical	N/A
4088.500	-46.67	9.69	-25.0	21.67	70.00	Vertical	Vertical	Pass
7773.000	-22.53	17.95	-25.0	-2.47	70.00	Vertical	Vertical	N/A
7773.000*	-34.692	17.95	-25.0	-9.692	70.00	Vertical	Vertical	Pass
12954.488	-31.86	14.61	-25.0	6.86	168.00	Vertical	Vertical	Pass

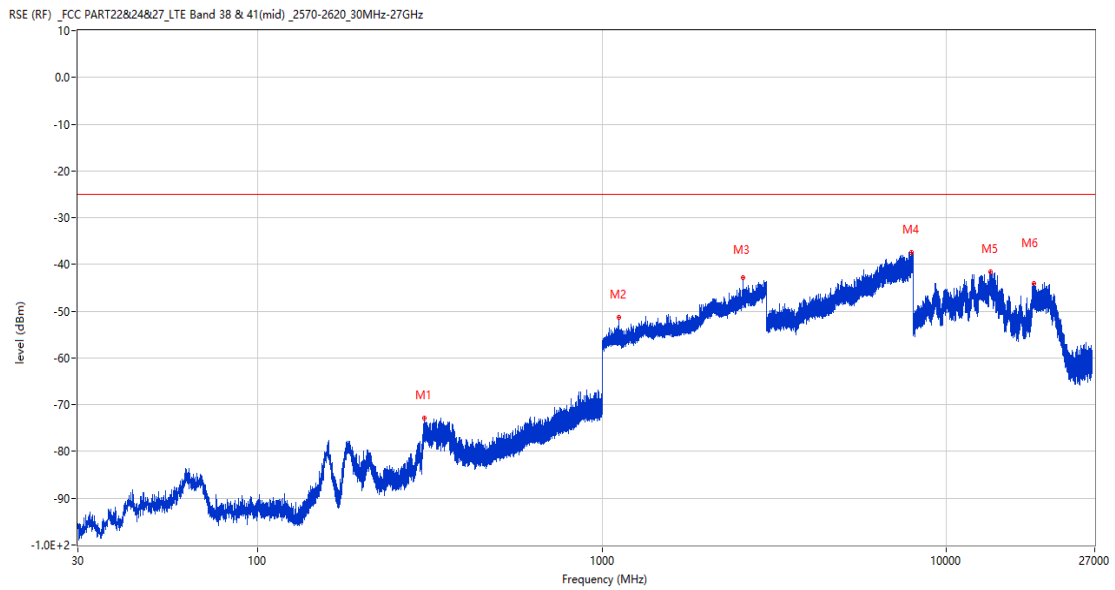
RSE-V&H LTE Band 41 BW5 CH40620



Frequency (MHz)	Result (dBm)	Factor (dB)	PK Limit (dBm)	Margin (dB)	Table (o)	ANT	EUT	Verdict
343.940	-72.31	-9.92	-25.0	47.31	109.00	Vertical	Horizontal	Pass
1327.800	-51.23	0.62	-25.0	26.23	202.00	Vertical	Horizontal	Pass
2992.500	-43.23	11.38	-25.0	18.23	122.00	Vertical	Horizontal	Pass
7974.000	-37.13	18.12	-25.0	12.13	360.00	Vertical	Horizontal	Pass
13409.662	-41.82	16.80	-25.0	16.82	249.00	Vertical	Horizontal	Pass
17985.563	-43.94	13.21	-25.0	18.94	180.00	Vertical	Horizontal	Pass

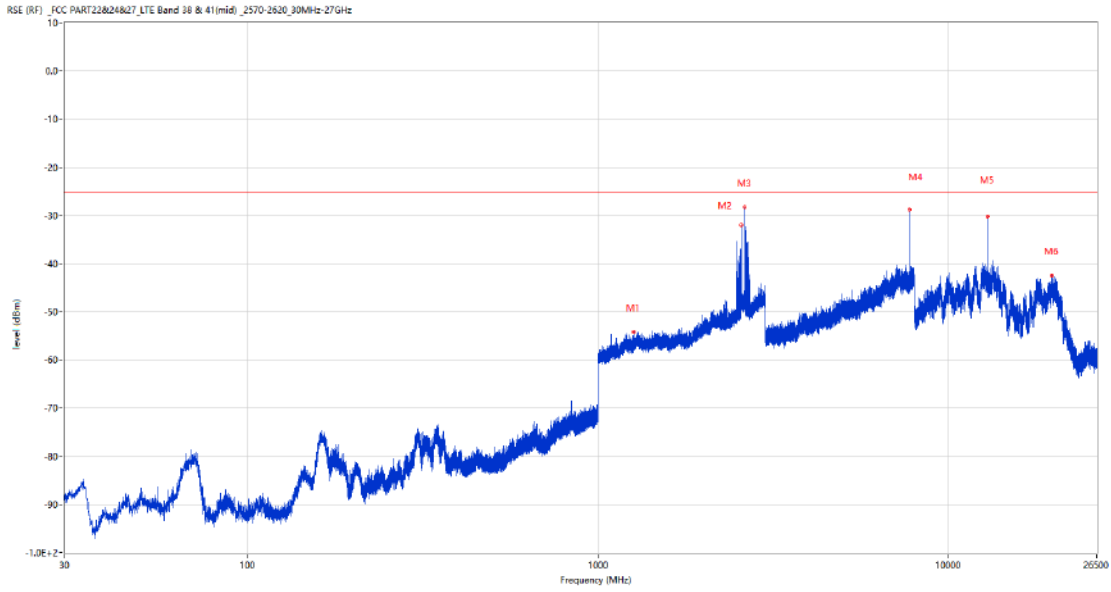
18.2 LTE Band 41 BW10, Middle Channel

RSE-H&H LTE Band 41 BW10 CH40620



Frequency (MHz)	Result (dBm)	Factor (dB)	PK Limit (dBm)	Margin (dB)	Table (o)	ANT	EUT	Verdict
305.286	-72.95	-11.68	-25.0	47.95	65.00	Horizontal	Horizontal	Pass
1120.200	-51.27	-1.07	-25.0	26.27	351.00	Horizontal	Horizontal	Pass
2571.300	-42.93	8.39	-25.0	17.93	38.00	Horizontal	Horizontal	N/A
7916.750	-37.46	18.09	-25.0	12.46	40.00	Horizontal	Horizontal	Pass
13418.588	-41.63	16.60	-25.0	16.63	360.00	Horizontal	Horizontal	Pass
17959.313	-44.13	13.86	-25.0	19.13	271.00	Horizontal	Horizontal	Pass

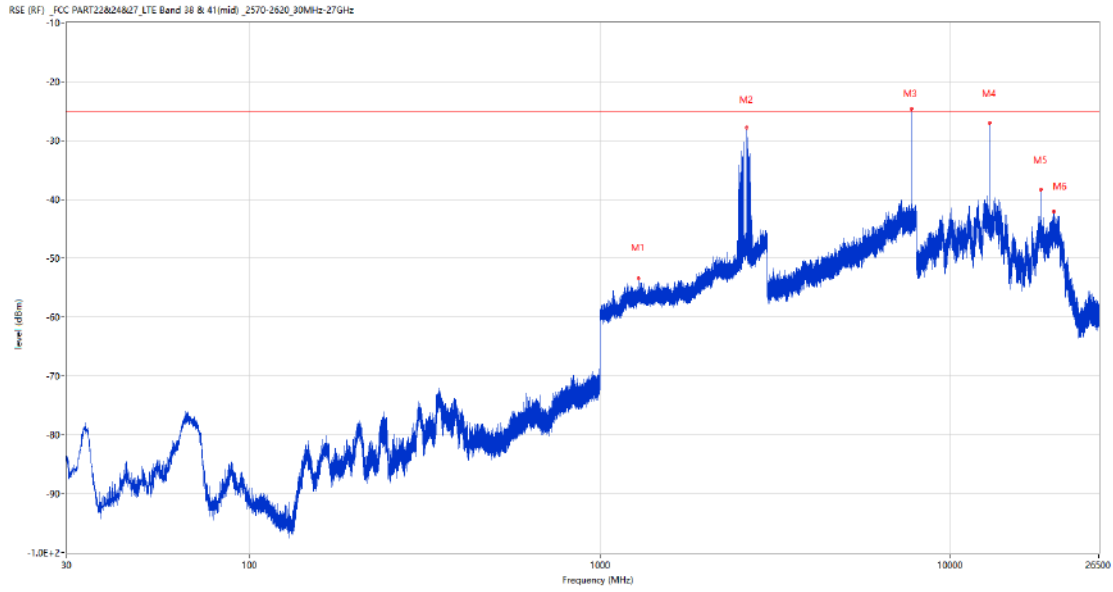
RSE-H&V LTE Band 41 BW10 CH40620



Frequency (MHz)	Result (dBm)	Factor (dB)	PK Limit (dBm)	Margin (dB)	Table (o)	ANT	EUT	Verdict
1265.800	-54.12	-1.53	-25.0	29.12	185.00	Horizontal	Vertical	Pass
2562.700	-31.92	7.95	-25.0	6.92	24.00	Horizontal	Vertical	N/A
2626.200	-28.26	7.96	-25.0	3.26	206.00	Horizontal	Vertical	N/A
7766.250	-28.77	14.05	-25.0	3.77	309.00	Horizontal	Vertical	N/A
7766.250*	-39.861	14.05	-25.0	14.861	309.00	Horizontal	Vertical	Pass
12943.725	-30.27	14.76	-25.0	5.27	29.00	Horizontal	Vertical	N/A
12943.725*	-39.924	14.76	-25.0	14.924	29.00	Horizontal	Vertical	Pass
19732.300	-42.39	12.94	-25.0	17.39	106.00	Horizontal	Vertical	Pass

Note: The initial sweep time from 7GHz to 18GHz was previously set to 200ms, which was insufficient for RMS detection. When there are frequency points out of standard or insufficient margin, the final scan time needs to be increased to determine its compliance

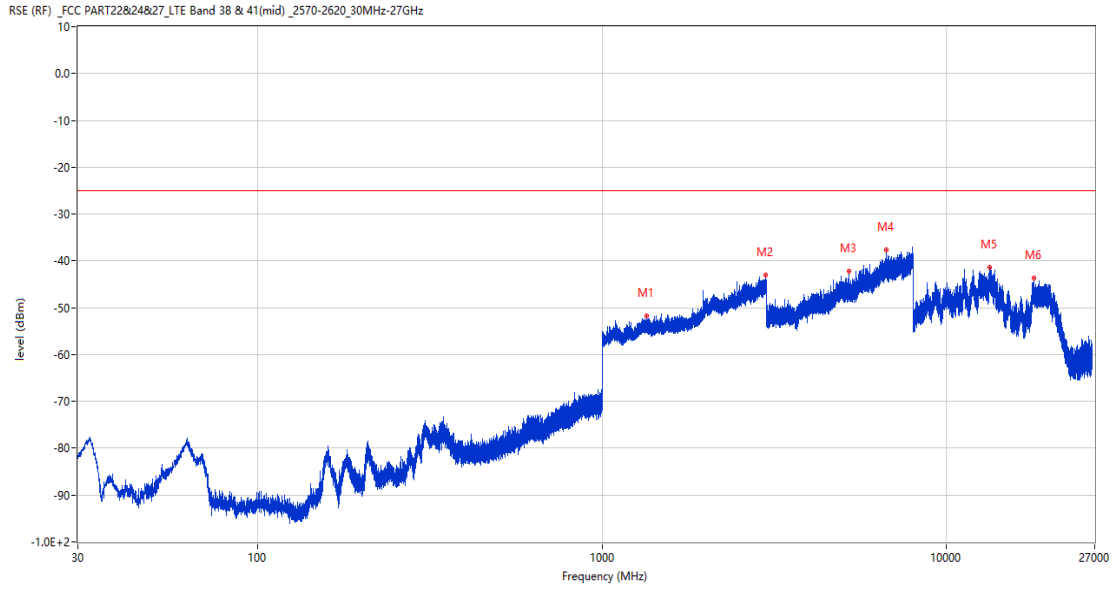
RSE-V&V LTE Band 41 BW10 CH40620



Frequency (MHz)	Result (dBm)	Factor (dB)	PK Limit (dBm)	Margin (dB)	Table (o)	ANT	EUT	Verdict
1288.600	-53.43	-1.04	-25.0	28.43	247.00	Vertical	Vertical	Pass
2628.800	-27.79	6.89	-25.0	2.79	67.00	Vertical	Vertical	N/A
7766.250	-24.61	14.05	-25.0	-0.39	308.00	Vertical	Vertical	N/A
7766.250*	-35.762	14.05	-25.0	10.762	308.00	Vertical	Vertical	Pass
12943.200	-27.00	14.77	-25.0	2.00	323.00	Vertical	Vertical	N/A
12943.200*	-39.780	14.77	-25.0	14.780	323.00	Vertical	Vertical	Pass
18120.276	-38.28	12.86	-25.0	13.28	39.00	Vertical	Vertical	Pass
19733.574	-42.14	12.94	-25.0	17.14	296.00	Vertical	Vertical	Pass

Note: The initial sweep time from 7GHz to 13GHz was previously set to 200ms, which was insufficient for RMS detection. When there are frequency points out of standard or insufficient margin, the final scan time needs to be increased to determine its compliance

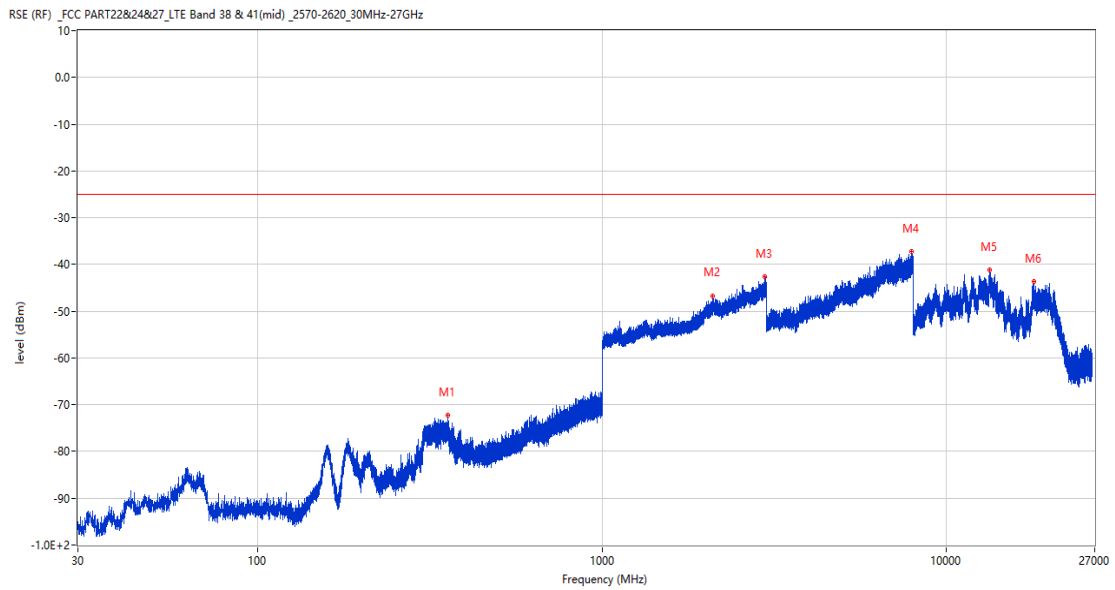
RSE-V&H LTE Band 41 BW10 CH40620



Frequency (MHz)	Result (dBm)	Factor (dB)	PK Limit (dBm)	Margin (dB)	Table (o)	ANT	EUT	Verdict
1347.600	-51.74	0.67	-25.0	26.74	166.00	Vertical	Horizontal	Pass
2987.700	-43.11	11.85	-25.0	18.11	191.00	Vertical	Horizontal	Pass
5203.500	-42.22	12.42	-25.0	17.22	256.00	Vertical	Horizontal	Pass
6688.000	-37.60	17.03	-25.0	12.60	82.00	Vertical	Horizontal	Pass
13387.350	-41.32	16.89	-25.0	16.32	361.00	Vertical	Horizontal	Pass
17964.825	-43.63	13.72	-25.0	18.63	339.00	Vertical	Horizontal	Pass

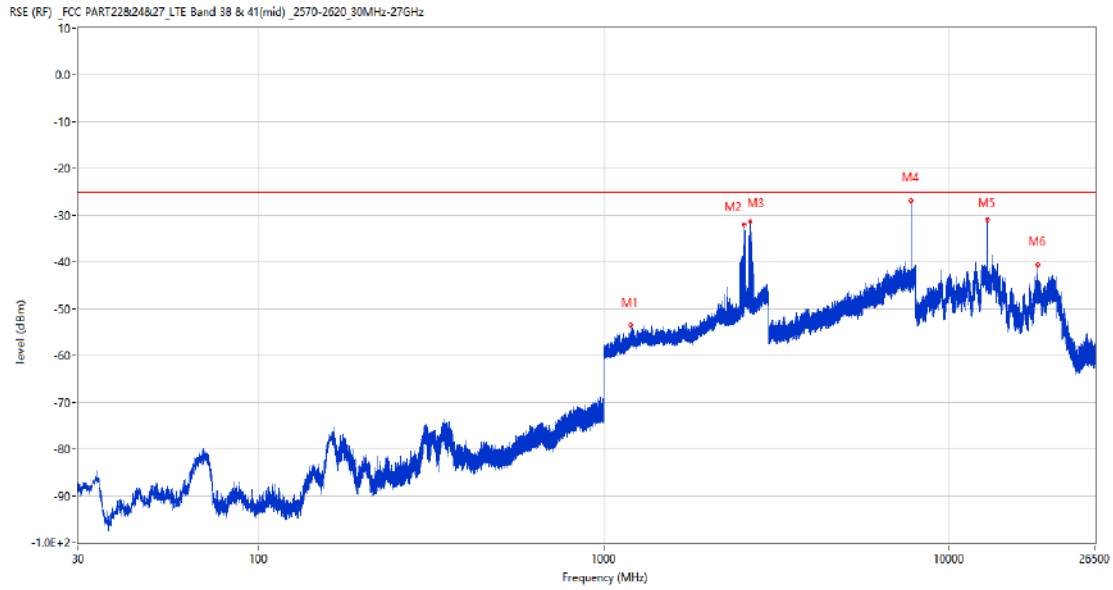
18.3 LTE Band 41 BW15, Middle Channel

RSE-H&H LTE Band 41 BW15 CH40620



Frequency (MHz)	Result (dBm)	Factor (dB)	PK Limit (dBm)	Margin (dB)	Table (o)	ANT	EUT	Verdict
357.084	-72.17	-10.08	-25.0	47.17	113.00	Horizontal	Horizontal	Pass
2094.700	-46.66	5.52	-25.0	21.66	63.00	Horizontal	Horizontal	Pass
2971.100	-42.69	11.35	-25.0	17.69	241.00	Horizontal	Horizontal	Pass
7929.250	-37.25	18.59	-25.0	12.25	149.00	Horizontal	Horizontal	Pass
13375.537	-41.27	16.78	-25.0	16.27	63.00	Horizontal	Horizontal	Pass
17974.800	-43.66	13.47	-25.0	18.66	360.00	Horizontal	Horizontal	Pass

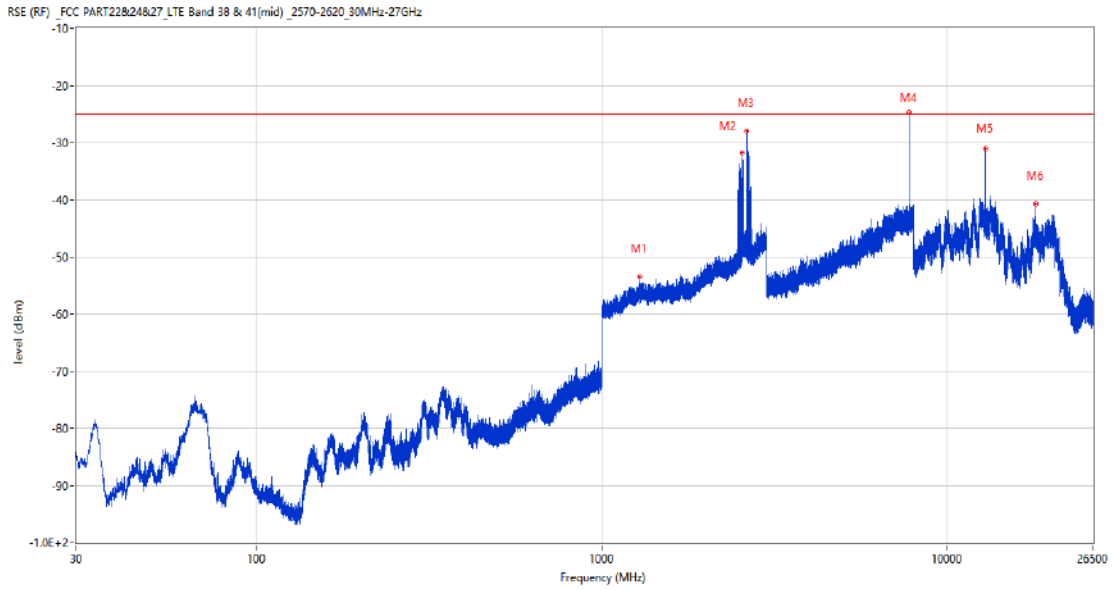
RSE-H&V LTE Band 41 BW15 CH40620



Frequency (MHz)	Result (dBm)	Factor (dB)	PK Limit (dBm)	Margin (dB)	Table (o)	ANT	EUT	Verdict
1193.400	-53.52	-1.76	-25.0	28.52	109.00	Horizontal	Vertical	Pass
2556.700	-31.94	6.55	-25.0	6.94	24.00	Horizontal	Vertical	N/A
2653.300	-31.23	6.85	-25.0	6.23	209.00	Horizontal	Vertical	N/A
7759.500	-26.88	13.90	-25.0	1.88	116.00	Horizontal	Vertical	N/A
7759.500*	-38.408	13.90	-25.0	13.408	116.00	Horizontal	Vertical	Pass
12932.175	-30.80	14.95	-25.0	5.80	338.00	Horizontal	Vertical	N/A
12932.175*	-48.938	14.95	-25.0	23.938	338.00	Horizontal	Vertical	Pass
18104.551	-40.53	12.86	-25.0	15.53	44.00	Horizontal	Vertical	Pass

Note: The initial sweep time from 7GHz to 13GHz was previously set to 200ms, which was insufficient for RMS detection. When there are frequency points out of standard or insufficient margin, the final scan time needs to be increased to determine its compliance

RSE-V&V LTE Band 41 BW15 CH40620

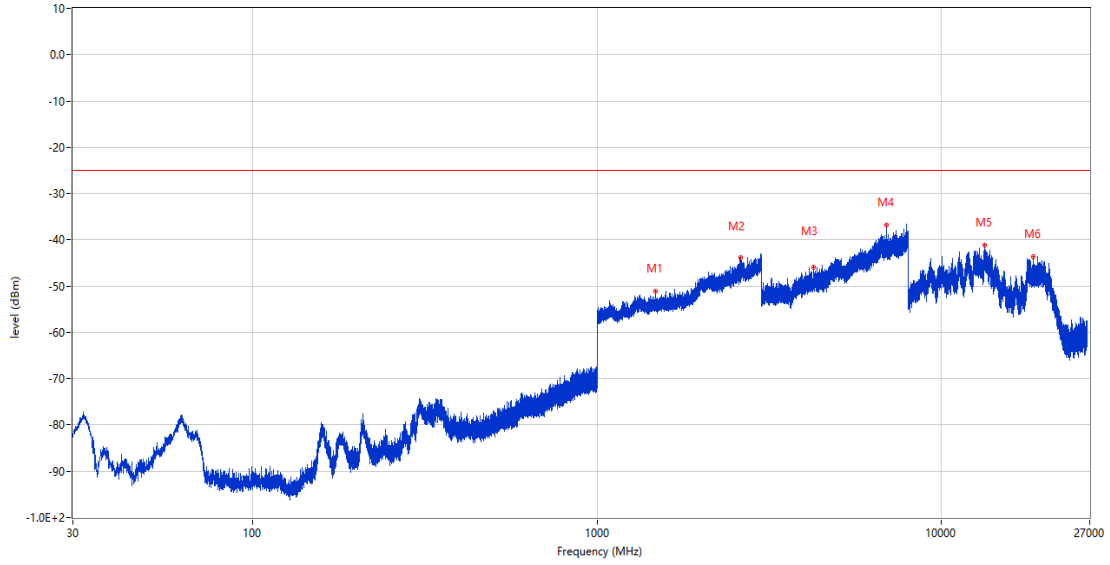


Frequency (MHz)	Result (dBm)	Factor (dB)	PK Limit (dBm)	Margin (dB)	Table (o)	ANT	EUT	Verdict
1287.800	-53.44	-1.07	-25.0	28.44	84.00	Vertical	Vertical	Pass
2557.600	-31.76	7.06	-25.0	6.76	77.00	Vertical	Vertical	N/A
2630.000	-27.88	6.65	-25.0	2.88	142.00	Vertical	Vertical	N/A
7759.500	-24.64	13.90	-25.0	-0.36	0.00	Vertical	Vertical	N/A
7759.500*	-34.830	13.90	-25.0	9.830	0.00	Vertical	Vertical	Pass
12932.175	-31.10	14.95	-25.0	6.10	90.00	Vertical	Vertical	Pass
18104.975	-40.64	12.86	-25.0	15.64	22.00	Vertical	Vertical	Pass

Note: The initial sweep time from 3GHz to 8GHz was previously set to 200ms, which was insufficient for RMS detection. When there are frequency points out of standard or insufficient margin, the final scan time needs to be increased to determine its compliance

RSE-V&H LTE Band 41 BW15 CH40620

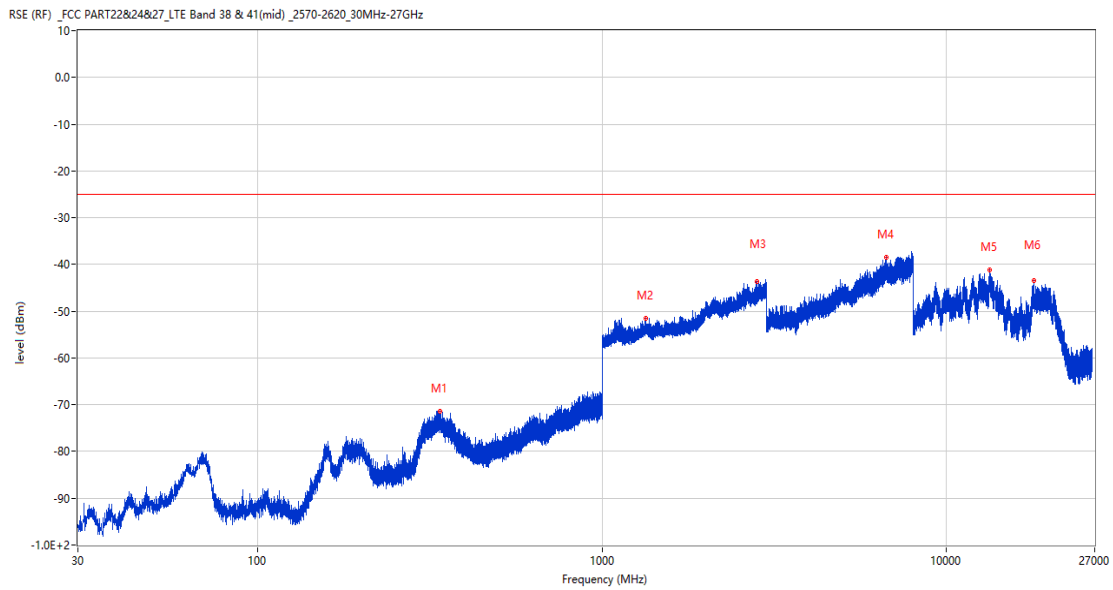
RSE (RF) _FCC PART22&24&27_LTE Band 38 & 41(mid) _2570-2620_30MHz-27GHz



Frequency (MHz)	Result (dBm)	Factor (dB)	PK Limit (dBm)	Margin (dB)	Table (o)	ANT	EUT	Verdict
1475.700	-51.18	0.53	-25.0	26.18	98.00	Vertical	Horizontal	Pass
2613.400	-43.91	8.86	-25.0	18.91	123.00	Vertical	Horizontal	Pass
4265.000	-45.93	10.23	-25.0	20.93	257.00	Vertical	Horizontal	Pass
6916.750	-36.91	16.51	-25.0	11.91	149.00	Vertical	Horizontal	Pass
13373.438	-41.12	16.76	-25.0	16.12	63.00	Vertical	Horizontal	Pass
18475.999	-43.69	12.87	-25.0	18.69	65.00	Vertical	Horizontal	Pass

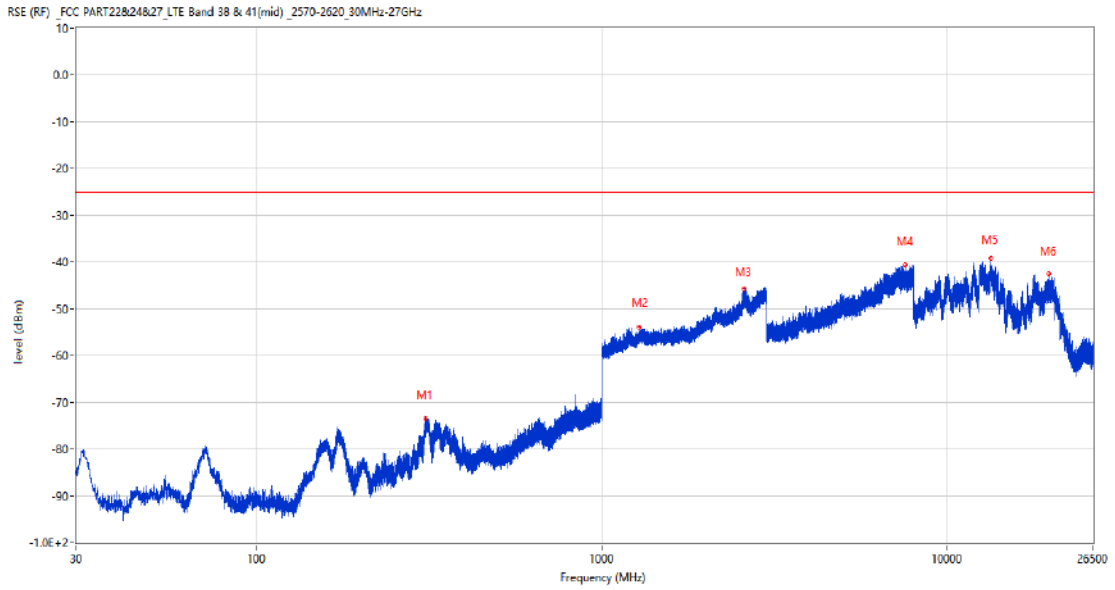
18.4 LTE Band 41 BW20, Middle Channel

RSE-H&H LTE Band 41 BW20 CH40620



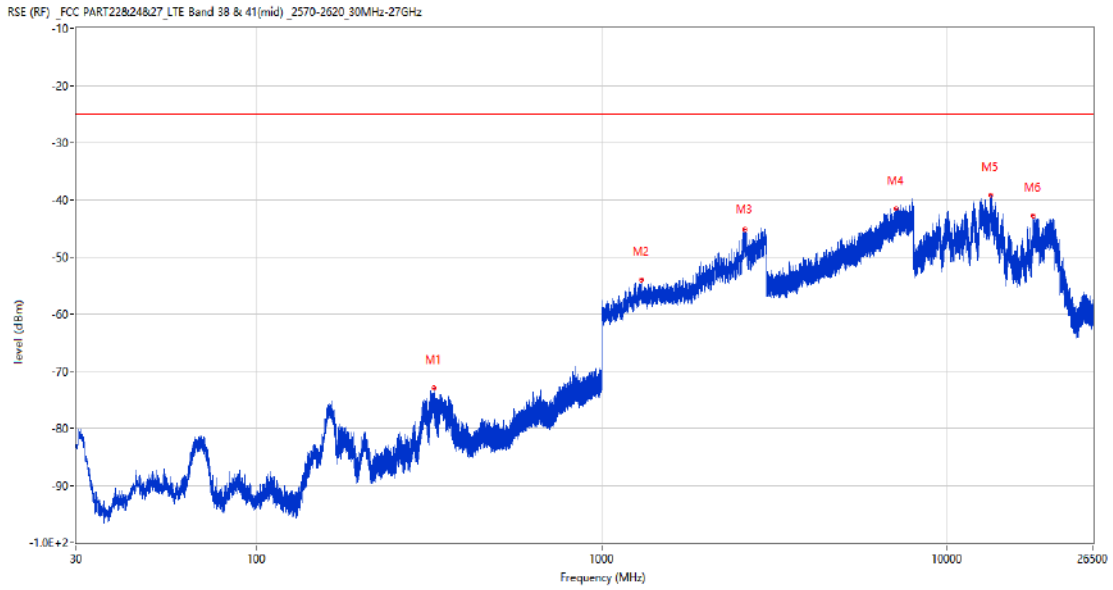
Frequency (MHz)	Result (dBm)	Factor (dB)	PK Limit (dBm)	Margin (dB)	Table (o)	ANT	EUT	Verdict
337.684	-71.34	-10.09	-25.0	46.34	91.00	Horizontal	Horizontal	Pass
1342.100	-51.60	0.94	-25.0	26.60	26.00	Horizontal	Horizontal	Pass
2820.400	-43.74	9.63	-25.0	18.74	118.00	Horizontal	Horizontal	Pass
6693.250	-38.51	16.98	-25.0	13.51	28.00	Horizontal	Horizontal	Pass
13370.550	-41.11	16.73	-25.0	16.11	39.00	Horizontal	Horizontal	Pass
17942.249	-43.38	13.90	-25.0	18.38	223.00	Horizontal	Horizontal	Pass

RSE-H&V LTE Band 41 BW20 CH40620



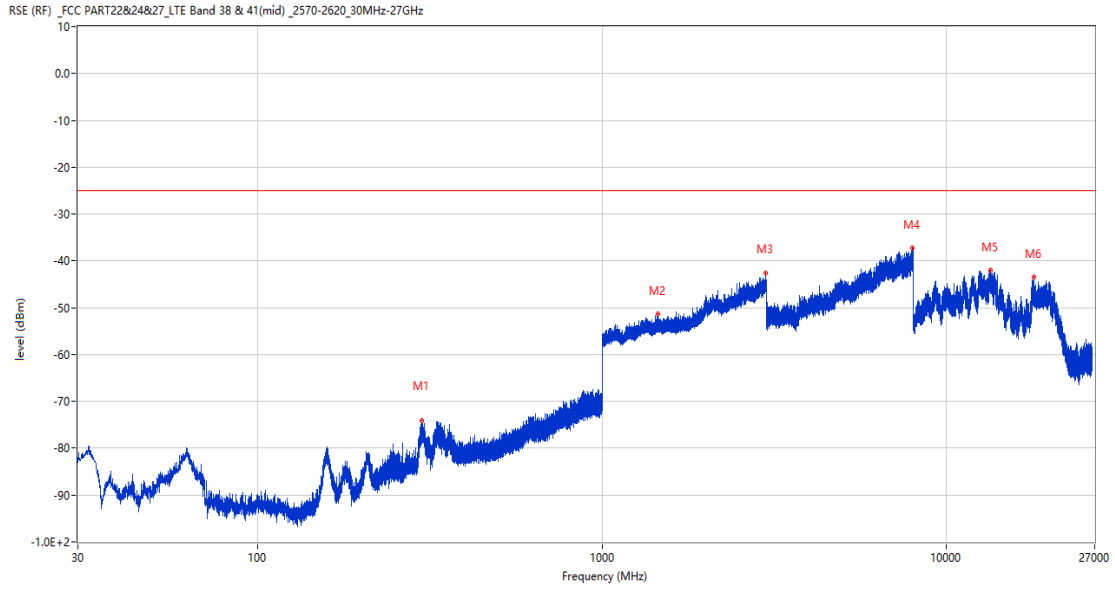
Frequency (MHz)	Result (dBm)	Factor (dB)	PK Limit (dBm)	Margin (dB)	Table (o)	ANT	EUT	Verdict
307.178	-73.44	-14.94	-25.0	48.44	-1.00	Horizontal	Vertical	Pass
1277.200	-53.90	-1.19	-25.0	28.90	51.00	Horizontal	Vertical	Pass
2575.600	-45.55	8.03	-25.0	20.55	-1.00	Horizontal	Vertical	N/A
7576.250	-40.48	14.29	-25.0	15.48	245.00	Horizontal	Vertical	Pass
13360.575	-39.16	16.64	-25.0	14.16	109.00	Horizontal	Vertical	Pass
19751.426	-42.55	12.94	-25.0	17.55	361.00	Horizontal	Vertical	Pass

RSE-V&V LTE Band 41 BW20 CH40620



Frequency (MHz)	Result (dBm)	Factor (dB)	PK Limit (dBm)	Margin (dB)	Table (o)	ANT	EUT	Verdict
327.257	-73.00	-14.58	-25.0	48.00	85.00	Vertical	Vertical	Pass
1300.500	-53.92	-1.00	-25.0	28.92	284.00	Vertical	Vertical	Pass
2599.300	-45.25	8.17	-25.0	20.25	-1.00	Vertical	Vertical	N/A
7124.500	-41.55	13.76	-25.0	16.55	180.00	Vertical	Vertical	Pass
13377.637	-39.11	16.80	-25.0	14.11	150.00	Vertical	Vertical	Pass
17788.162	-42.82	12.47	-25.0	17.82	36.00	Vertical	Vertical	Pass

RSE-V&H LTE Band 41 BW20 CH40620

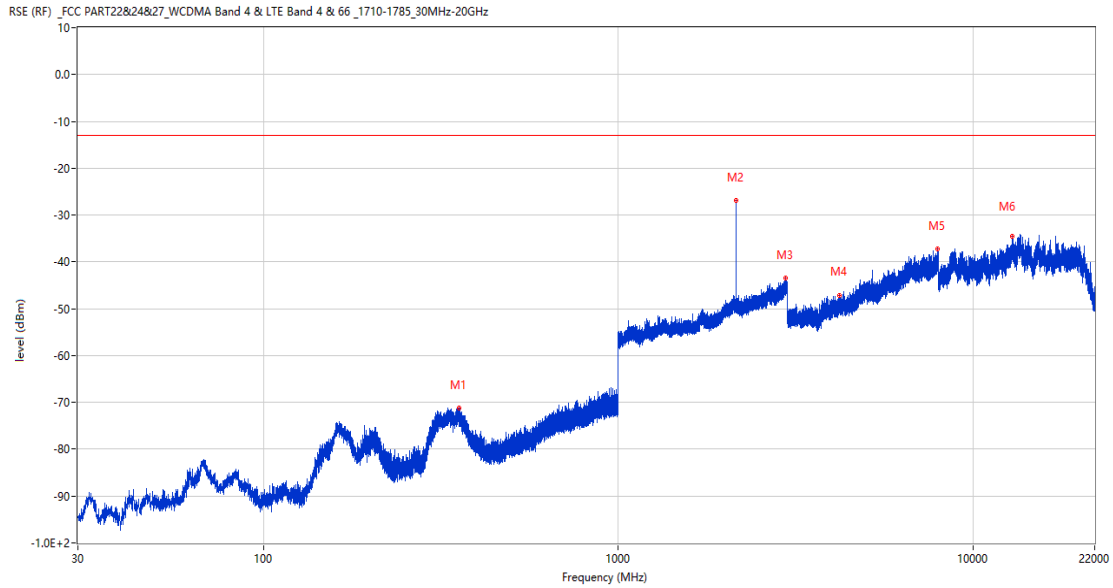


Frequency (MHz)	Result (dBm)	Factor (dB)	PK Limit (dBm)	Margin (dB)	Table (o)	ANT	EUT	Verdict
298.496	-74.14	-11.62	-25.0	49.14	72.00	Vertical	Horizontal	Pass
1456.200	-51.26	0.62	-25.0	26.26	143.00	Vertical	Horizontal	Pass
2984.500	-42.60	11.86	-25.0	17.60	357.00	Vertical	Horizontal	Pass
7965.750	-37.15	18.05	-25.0	12.15	299.00	Vertical	Horizontal	Pass
13416.750	-42.03	16.64	-25.0	17.03	360.00	Vertical	Horizontal	Pass
17939.100	-43.39	13.83	-25.0	18.39	179.00	Vertical	Horizontal	Pass

19 LTE Band 66

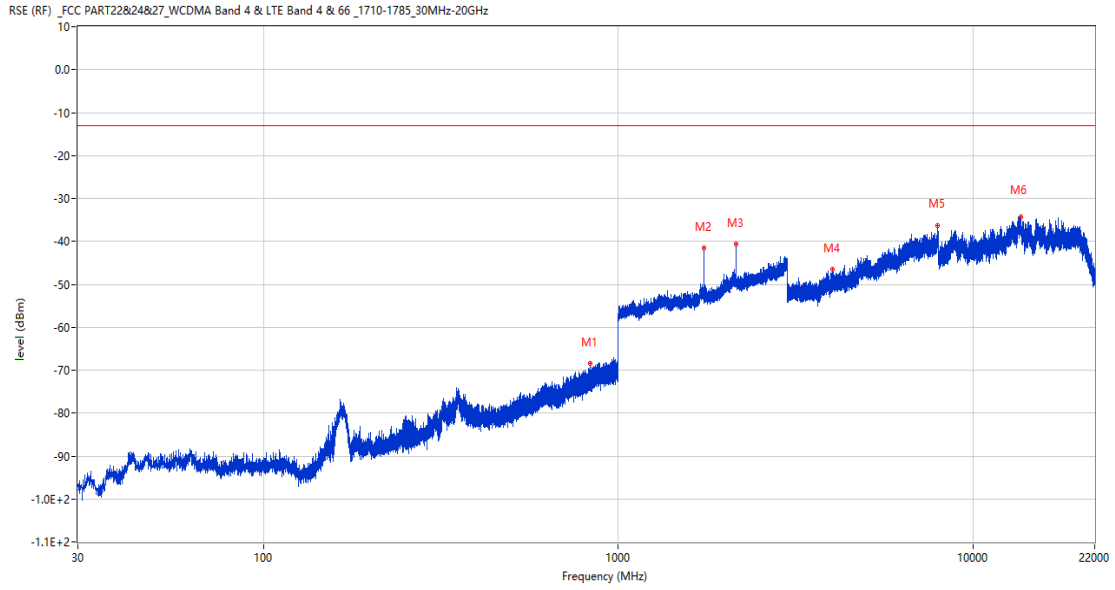
19.1 LTE Band 66 BW1.4, Middle Channel

RSE-H&H LTE Band 66 BW1.4 CH132322



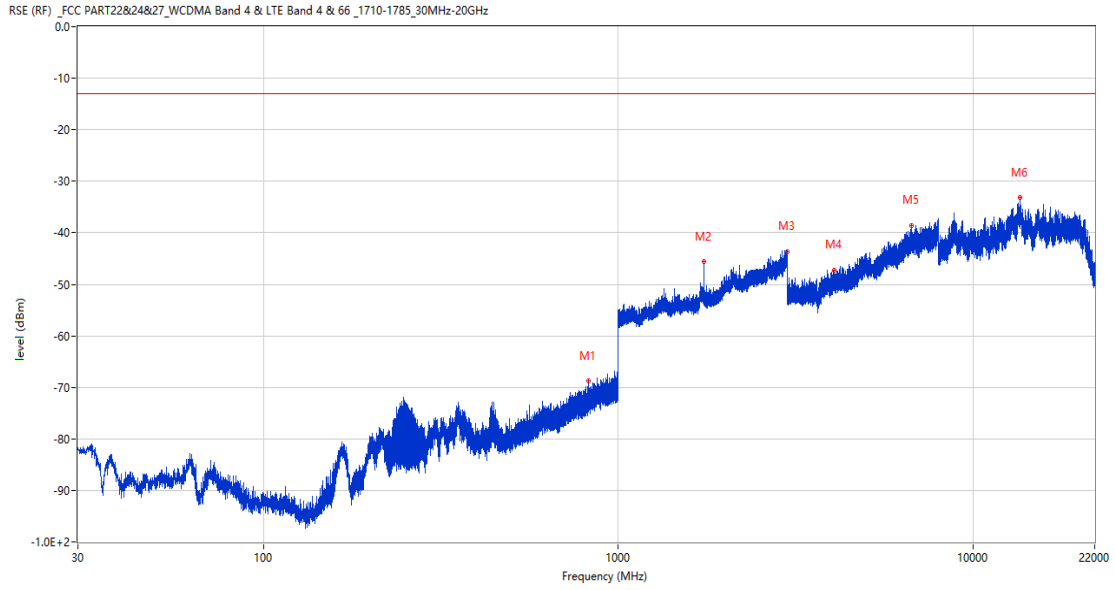
Frequency (MHz)	Result (dBm)	Factor (dB)	PK Limit (dBm)	Margin (dB)	Table (o)	ANT	EUT	Verdict
355.435	-71.15	-9.86	-13.0	58.15	40.00	Horizontal	Horizontal	Pass
2146.000	-26.81	5.11	-13.0	13.81	239.00	Horizontal	Horizontal	N/A
2957.900	-43.48	10.72	-13.0	30.48	301.00	Horizontal	Horizontal	Pass
4188.000	-47.09	10.16	-13.0	34.09	236.00	Horizontal	Horizontal	Pass
7932.000	-37.25	18.77	-13.0	24.25	345.00	Horizontal	Horizontal	Pass
12906.325	-34.57	23.57	-13.0	21.57	206.00	Horizontal	Horizontal	Pass

RSE-H&V LTE Band 66 BW1.4 CH132322



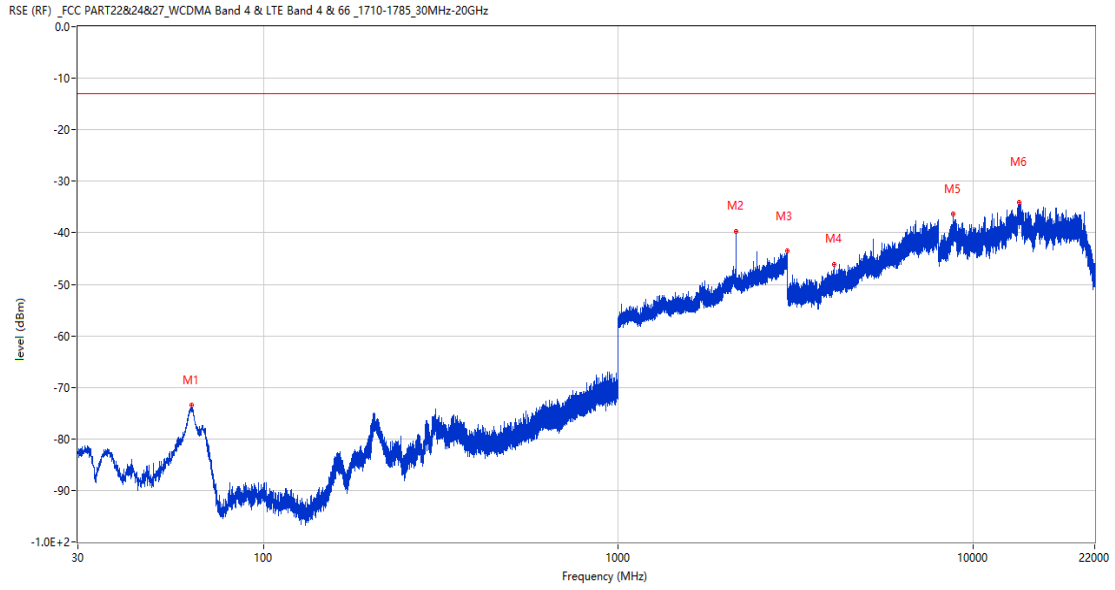
Frequency (MHz)	Result (dBm)	Factor (dB)	PK Limit (dBm)	Margin (dB)	Table (o)	ANT	EUT	Verdict
833.063	-68.49	0.99	-13.0	55.49	176.00	Horizontal	Vertical	Pass
1745.300	-41.57	2.32	-13.0	28.57	201.00	Horizontal	Vertical	N/A
2145.900	-40.66	5.11	-13.0	27.66	245.00	Horizontal	Vertical	N/A
4006.000	-46.46	9.77	-13.0	33.46	71.00	Horizontal	Vertical	Pass
7929.000	-36.23	18.59	-13.0	23.23	266.00	Horizontal	Vertical	Pass
13615.337	-34.20	24.86	-13.0	21.20	112.00	Horizontal	Vertical	Pass

RSE-V&V LTE Band 66 BW1.4 CH132322



Frequency (MHz)	Result (dBm)	Factor (dB)	PK Limit (dBm)	Margin (dB)	Table (o)	ANT	EUT	Verdict
823.557	-68.77	0.82	-13.0	55.77	204.00	Vertical	Vertical	Pass
1745.500	-45.63	2.31	-13.0	32.63	159.00	Vertical	Vertical	N/A
2986.500	-43.70	10.73	-13.0	30.70	344.00	Vertical	Vertical	Pass
4068.250	-47.18	10.30	-13.0	34.18	182.00	Vertical	Vertical	Pass
6690.500	-38.55	16.99	-13.0	25.55	280.00	Vertical	Vertical	Pass
13558.912	-33.14	25.16	-13.0	20.14	180.00	Vertical	Vertical	Pass

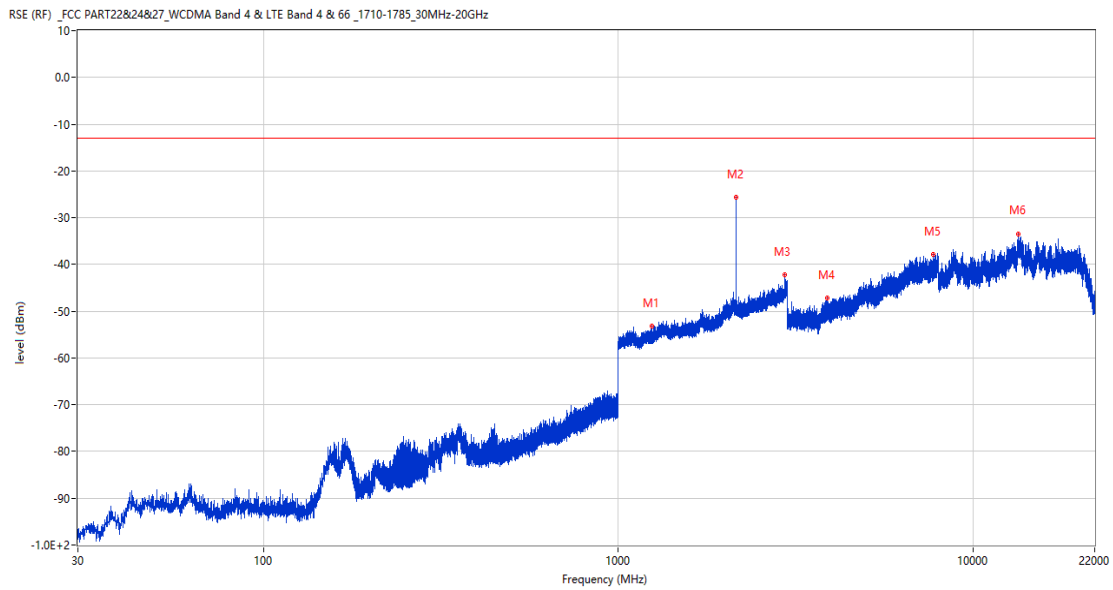
RSE-V&H LTE Band 66 BW1.4 CH132322



Frequency (MHz)	Result (dBm)	Factor (dB)	PK Limit (dBm)	Margin (dB)	Table (o)	ANT	EUT	Verdict
62.689	-73.54	-16.44	-13.0	60.54	65.00	Vertical	Horizontal	Pass
2145.900	-39.74	5.11	-13.0	26.74	185.00	Vertical	Horizontal	N/A
2999.100	-43.42	10.75	-13.0	30.42	360.00	Vertical	Horizontal	Pass
4057.500	-46.10	10.83	-13.0	33.10	287.00	Vertical	Horizontal	Pass
8795.625	-36.43	19.48	-13.0	23.43	264.00	Vertical	Horizontal	Pass
13466.875	-34.10	24.32	-13.0	21.10	89.00	Vertical	Horizontal	Pass

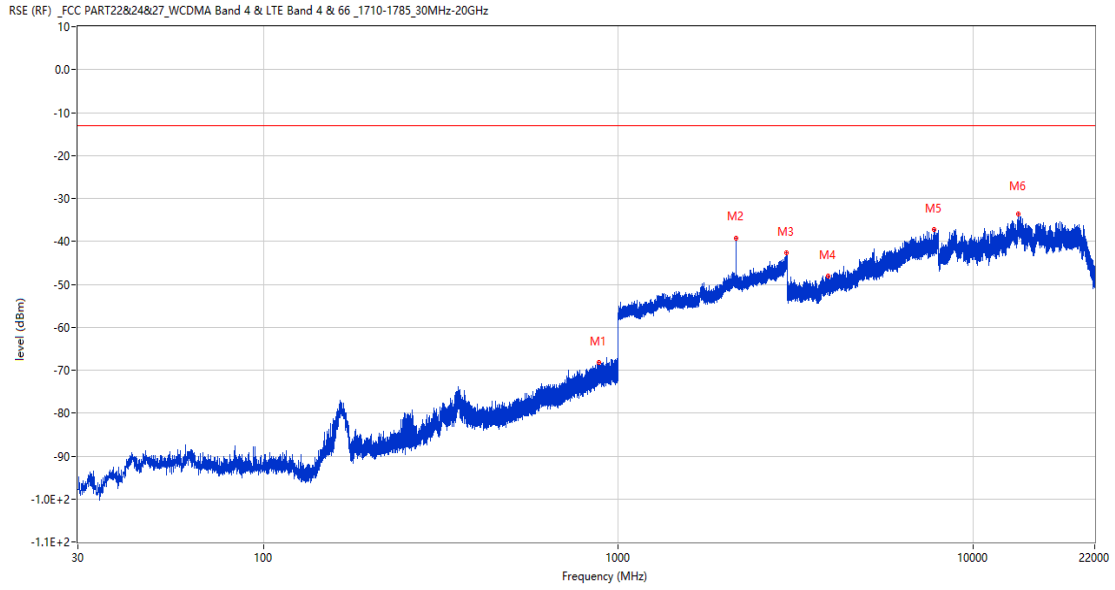
19.2 LTE Band 66 BW3, Middle Channel

RSE-H&H LTE Band 66 BW3 CH132322



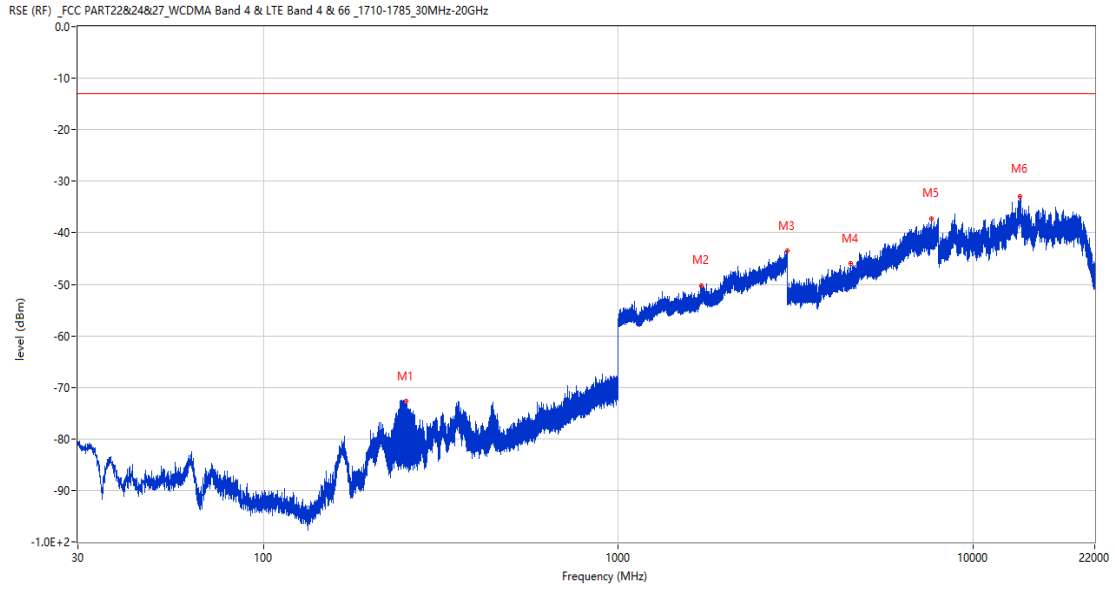
Frequency (MHz)	Result (dBm)	Factor (dB)	PK Limit (dBm)	Margin (dB)	Table (o)	ANT	EUT	Verdict
1240.100	-53.14	-0.77	-13.0	40.14	164.00	Horizontal	Horizontal	Pass
2145.200	-25.66	5.07	-13.0	12.66	233.00	Horizontal	Horizontal	N/A
2942.600	-42.30	11.21	-13.0	29.30	202.00	Horizontal	Horizontal	Pass
3872.000	-47.17	9.72	-13.0	34.17	288.00	Horizontal	Horizontal	Pass
7717.250	-37.81	17.04	-13.0	24.81	168.00	Horizontal	Horizontal	Pass
13434.037	-33.41	24.62	-13.0	20.41	229.00	Horizontal	Horizontal	Pass

RSE-H&V LTE Band 66 BW3 CH132322



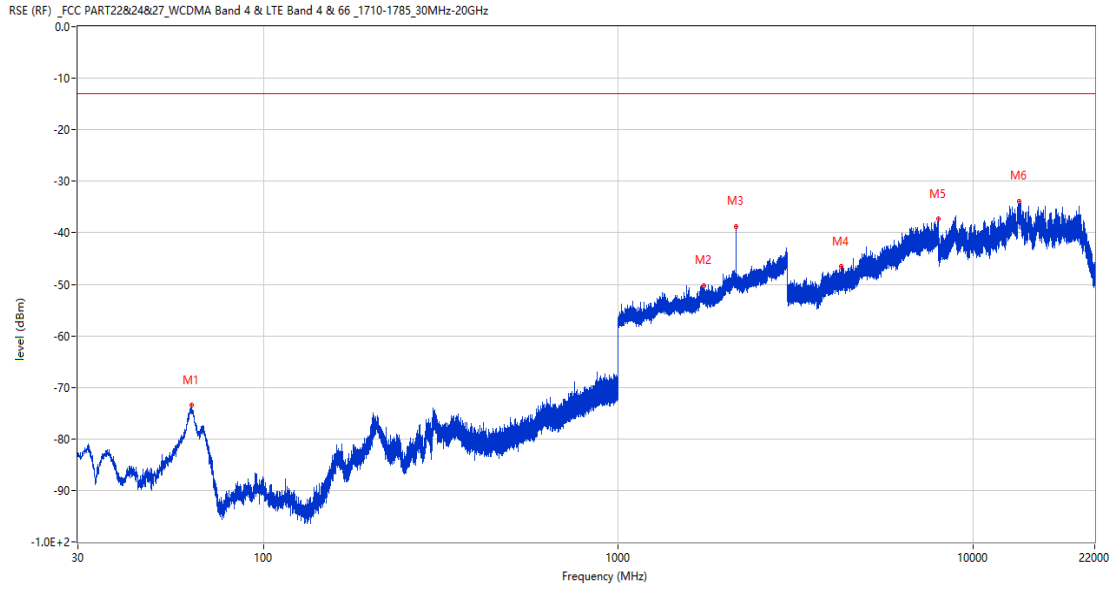
Frequency (MHz)	Result (dBm)	Factor (dB)	PK Limit (dBm)	Margin (dB)	Table (o)	ANT	EUT	Verdict
882.775	-68.15	2.17	-13.0	55.15	360.00	Horizontal	Vertical	Pass
2145.200	-39.16	5.07	-13.0	26.16	247.00	Horizontal	Vertical	N/A
2979.100	-42.76	11.60	-13.0	29.76	93.00	Horizontal	Vertical	Pass
3892.750	-48.05	10.15	-13.0	35.05	291.00	Horizontal	Vertical	Pass
7775.500	-37.33	18.08	-13.0	24.33	40.00	Horizontal	Vertical	Pass
13370.675	-33.72	24.67	-13.0	20.72	226.00	Horizontal	Vertical	Pass

RSE-V&V LTE Band 66 BW3 CH132322



Frequency (MHz)	Result (dBm)	Factor (dB)	PK Limit (dBm)	Margin (dB)	Table (o)	ANT	EUT	Verdict
252.615	-72.76	-13.48	-13.0	59.76	171.00	Vertical	Vertical	Pass
1709.100	-50.20	2.69	-13.0	37.20	133.00	Vertical	Vertical	Pass
2992.900	-43.59	10.91	-13.0	30.59	158.00	Vertical	Vertical	Pass
4514.000	-45.98	11.46	-13.0	32.98	235.00	Vertical	Vertical	Pass
7625.250	-37.27	17.26	-13.0	24.27	28.00	Vertical	Vertical	Pass
13562.613	-33.04	25.13	-13.0	20.04	17.00	Vertical	Vertical	Pass

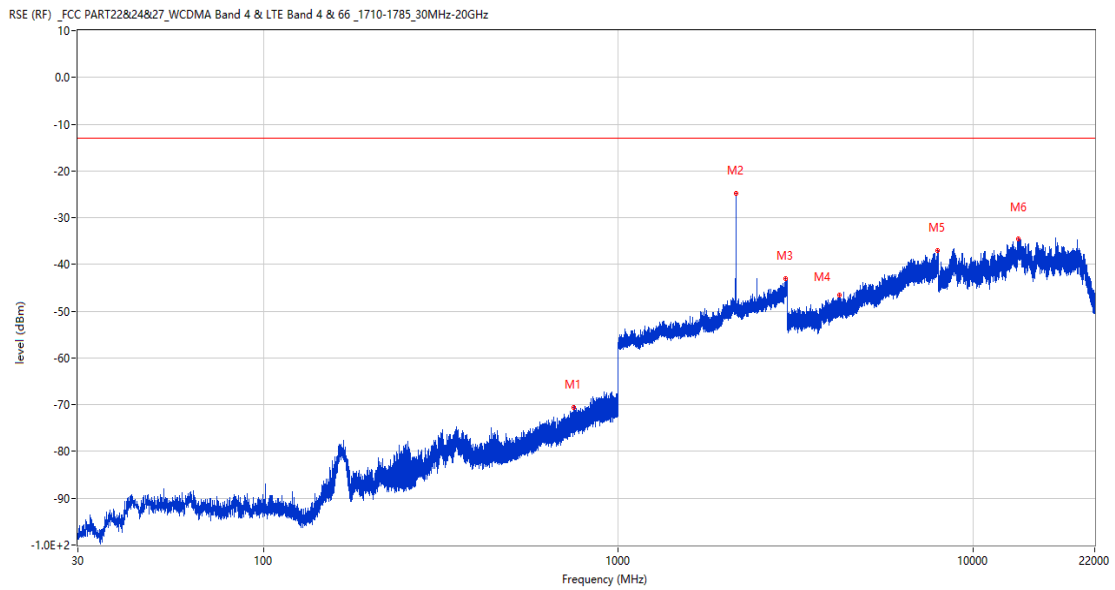
RSE-V&H LTE Band 66 BW3 CH132322



Frequency (MHz)	Result (dBm)	Factor (dB)	PK Limit (dBm)	Margin (dB)	Table (o)	ANT	EUT	Verdict
62.737	-73.52	-16.47	-13.0	60.52	73.00	Vertical	Horizontal	Pass
1739.700	-50.28	2.37	-13.0	37.28	271.00	Vertical	Horizontal	N/A
2145.500	-38.71	5.07	-13.0	25.71	271.00	Vertical	Horizontal	N/A
4257.500	-46.54	10.29	-13.0	33.54	360.00	Vertical	Horizontal	Pass
7994.000	-37.34	18.66	-13.0	24.34	324.00	Vertical	Horizontal	Pass
13477.049	-33.91	24.20	-13.0	20.91	204.00	Vertical	Horizontal	Pass

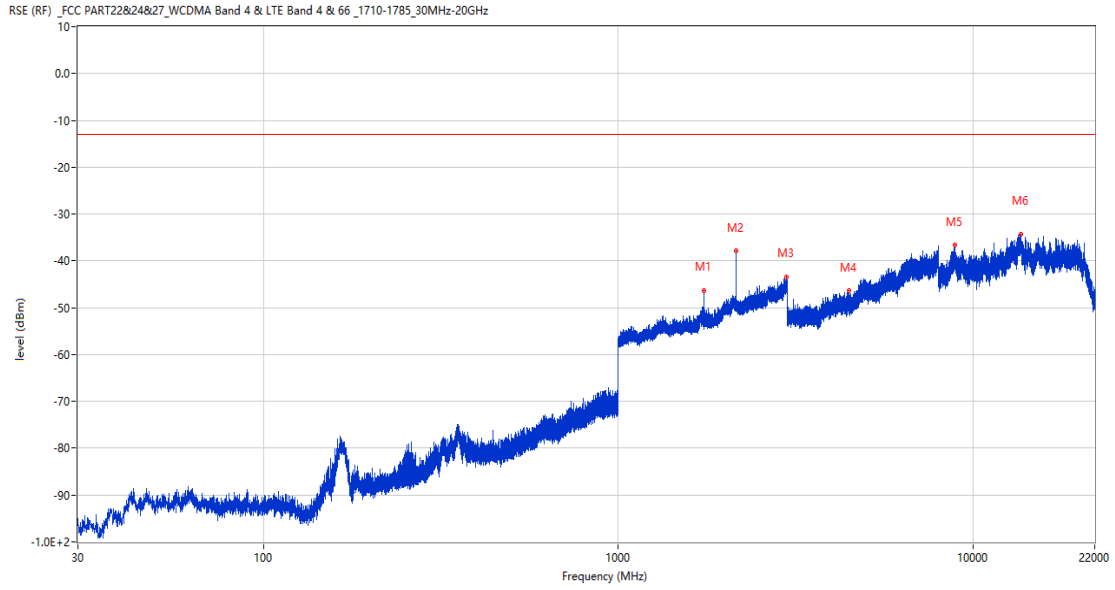
19.3 LTE Band 66 BW5, Middle Channel

RSE-H&H LTE Band 66 BW5 CH132322



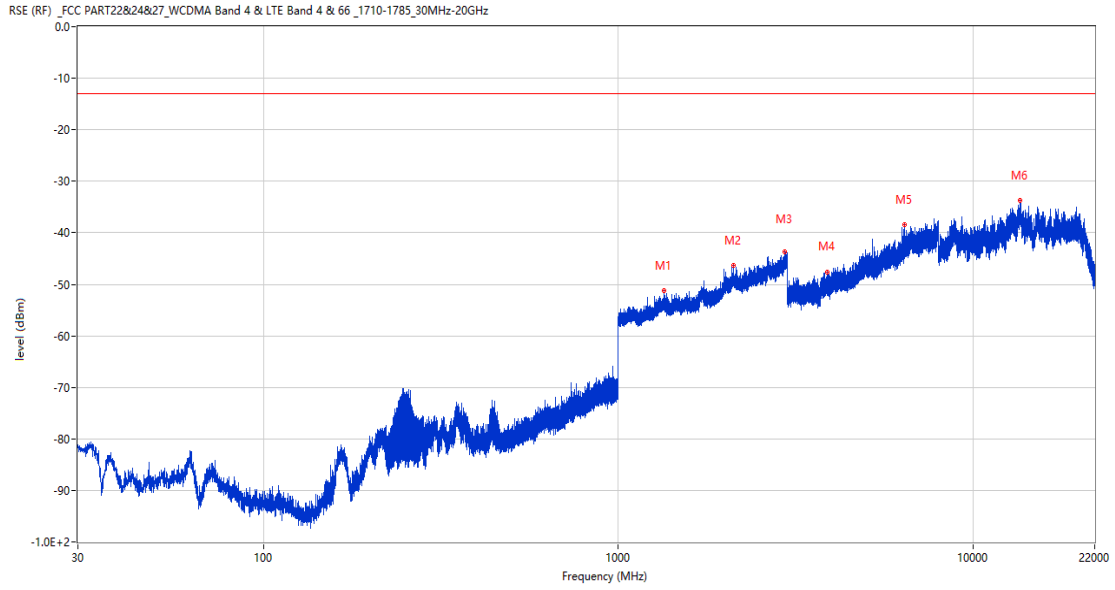
Frequency (MHz)	Result (dBm)	Factor (dB)	PK Limit (dBm)	Margin (dB)	Table (o)	ANT	EUT	Verdict
747.752	-70.62	-0.92	-13.0	57.62	7.00	Horizontal	Horizontal	Pass
2145.100	-24.88	5.08	-13.0	11.88	228.00	Horizontal	Horizontal	N/A
2954.500	-43.10	10.77	-13.0	30.10	154.00	Horizontal	Horizontal	Pass
4198.500	-46.50	11.01	-13.0	33.50	258.00	Horizontal	Horizontal	Pass
7929.250	-37.02	18.59	-13.0	24.02	247.00	Horizontal	Horizontal	Pass
13402.588	-34.54	24.83	-13.0	21.54	346.00	Horizontal	Horizontal	Pass

RSE-H&V LTE Band 66 BW5 CH132322



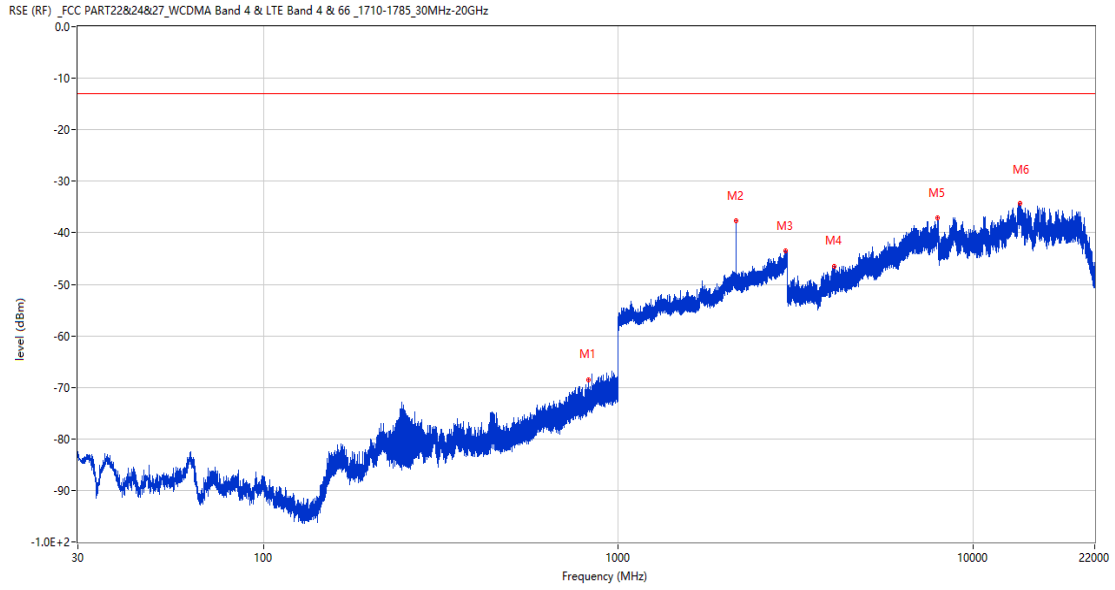
Frequency (MHz)	Result (dBm)	Factor (dB)	PK Limit (dBm)	Margin (dB)	Table (o)	ANT	EUT	Verdict
1743.600	-46.24	2.33	-13.0	33.24	207.00	Horizontal	Vertical	Pass
2147.000	-37.95	5.20	-13.0	24.95	269.00	Horizontal	Vertical	N/A
2977.600	-43.52	11.74	-13.0	30.52	163.00	Horizontal	Vertical	Pass
4474.500	-46.38	10.44	-13.0	33.38	310.00	Horizontal	Vertical	Pass
8864.026	-36.71	20.19	-13.0	23.71	84.00	Horizontal	Vertical	Pass
13644.937	-34.33	24.83	-13.0	21.33	111.00	Horizontal	Vertical	Pass

RSE-V&V LTE Band 66 BW5 CH132322



Frequency (MHz)	Result (dBm)	Factor (dB)	PK Limit (dBm)	Margin (dB)	Table (o)	ANT	EUT	Verdict
1342.100	-51.24	0.67	-13.0	38.24	0.00	Vertical	Vertical	Pass
2112.800	-46.34	5.71	-13.0	33.34	221.00	Vertical	Vertical	Pass
2937.500	-43.73	10.82	-13.0	30.73	357.00	Vertical	Vertical	Pass
3889.750	-47.64	9.84	-13.0	34.64	171.00	Vertical	Vertical	Pass
6407.000	-38.47	15.98	-13.0	25.47	291.00	Vertical	Vertical	Pass
13537.175	-33.64	24.89	-13.0	20.64	272.00	Vertical	Vertical	Pass

RSE-V&H LTE Band 66 BW5 CH132322



Frequency (MHz)	Result (dBm)	Factor (dB)	PK Limit (dBm)	Margin (dB)	Table (o)	ANT	EUT	Verdict
823.703	-68.49	0.83	-13.0	55.49	344.00	Vertical	Horizontal	Pass
2146.800	-37.71	5.18	-13.0	24.71	215.00	Vertical	Horizontal	N/A
2965.500	-43.43	11.36	-13.0	30.43	153.00	Vertical	Horizontal	Pass
4054.750	-46.43	10.92	-13.0	33.43	255.00	Vertical	Horizontal	Pass
7929.250	-37.19	18.59	-13.0	24.19	0.00	Vertical	Horizontal	Pass
13576.025	-34.22	25.04	-13.0	21.22	76.00	Vertical	Horizontal	Pass