

1 GHz to 18 GHz, ANT H VHT20 Channel 6

No.	Frequency (MHz)	Results (dBuV/m)	Factor (dB)	Limit (dBuV/m)	Margin (dB)	Detector	Table (Degree)	Height (cm)	Antenna	Verdict
1	1390.100	38.97	-17.35	74.0	35.03	Peak	150.00	100	Horizontal	Pass
1**	1390.100	29.17	-17.35	54.0	24.83	AV	150.00	100	Horizontal	Pass
2	2438.400	106.44	-12.29	74.0	-32.44	Peak	186.00	150	Horizontal	N/A
2**	2438.400	99.48	-12.29	54.0	-45.48	AV	186.00	150	Horizontal	N/A
3	4881.200	53.11	-2.62	74.0	20.89	Peak	177.00	100	Horizontal	Pass
3**	4881.200	44.53	-2.62	54.0	9.47	AV	177.00	100	Horizontal	Pass
4	7301.875	53.68	-3.65	74.0	20.32	Peak	357.00	100	Horizontal	Pass
4**	7301.875	40.85	-3.65	54.0	13.15	AV	357.00	100	Horizontal	Pass
5	12283.963	52.28	1.78	74.0	21.72	Peak	357.00	200	Horizontal	Pass
5**	12283.963	43.74	1.78	54.0	10.26	AV	357.00	200	Horizontal	Pass
6	16462.537	52.61	1.00	74.0	21.39	Peak	0.00	400	Horizontal	Pass
6**	16462.537	43.76	1.00	54.0	10.24	AV	0.00	400	Horizontal	Pass

1 GHz to 18 GHz, ANT V VHT20 Channel 6

No.	Frequency (MHz)	Results (dBuV/m)	Factor (dB)	Limit (dBuV/m)	Margin (dB)	Detector	Table (Degree)	Height (cm)	Antenna	Verdict
1	1477.700	38.82	-17.41	74.0	35.18	Peak	308.00	400	Vertical	Pass
1**	1477.700	29.25	-17.41	54.0	24.75	AV	308.00	400	Vertical	Pass
2	2437.600	94.14	-12.30	74.0	-20.14	Peak	142.00	100	Vertical	N/A
2**	2437.600	87.71	-12.30	54.0	-33.71	AV	142.00	100	Vertical	N/A
3	4993.000	50.89	-2.00	74.0	23.11	Peak	77.00	100	Vertical	Pass
3**	4993.000	41.71	-2.00	54.0	12.29	AV	77.00	100	Vertical	Pass
4	6742.800	55.33	2.17	74.0	18.67	Peak	16.00	300	Vertical	Pass
4**	6742.800	46.41	2.17	54.0	7.59	AV	16.00	300	Vertical	Pass
5	12316.738	52.35	1.41	74.0	21.65	Peak	343.00	400	Vertical	Pass
5**	12316.738	42.22	1.41	54.0	11.78	AV	343.00	400	Vertical	Pass
6	17300.963	53.09	1.54	74.0	20.91	Peak	0.00	400	Vertical	Pass
6**	17300.963	44.66	1.54	54.0	9.34	AV	0.00	400	Vertical	Pass

1 GHz to 18 GHz, ANT H VHT20 Channel 8

No.	Frequency (MHz)	Results (dBuV/m)	Factor (dB)	Limit (dBuV/m)	Margin (dB)	Detector	Table (Degree)	Height (cm)	Antenna	Verdict
1	1454.000	38.74	-17.57	74.0	35.26	Peak	91.00	400	Horizontal	Pass
1**	1454.000	29.10	-17.57	54.0	24.90	AV	91.00	400	Horizontal	Pass
2	2449.400	106.84	-12.38	74.0	-32.84	Peak	192.00	100	Horizontal	N/A
2**	2449.400	99.17	-12.38	54.0	-45.17	AV	192.00	100	Horizontal	N/A
3	5350.600	51.99	-2.76	74.0	22.01	Peak	132.00	100	Horizontal	Pass
3**	5350.600	42.48	-2.76	54.0	11.52	AV	132.00	100	Horizontal	Pass
4	6611.400	55.39	1.45	74.0	18.61	Peak	360.00	300	Horizontal	Pass
4**	6611.400	47.20	1.45	54.0	6.80	AV	360.00	300	Horizontal	Pass
5	12716.075	52.97	1.07	74.0	21.03	Peak	18.00	200	Horizontal	Pass
5**	12716.075	43.70	1.07	54.0	10.30	AV	18.00	200	Horizontal	Pass
6	17184.150	53.44	2.55	74.0	20.56	Peak	95.00	300	Horizontal	Pass
6**	17184.150	45.15	2.55	54.0	8.85	AV	95.00	300	Horizontal	Pass

1 GHz to 18 GHz, ANT V VHT20 Channel 8

No.	Frequency (MHz)	Results (dBuV/m)	Factor (dB)	Limit (dBuV/m)	Margin (dB)	Detector	Table (Degree)	Height (cm)	Antenna	Verdict
1	1422.200	39.71	-17.42	74.0	34.29	Peak	202.00	400	Vertical	Pass
1**	1422.200	29.03	-17.42	54.0	24.97	AV	202.00	400	Vertical	Pass
2	2449.300	92.57	-12.38	74.0	-18.57	Peak	69.00	200	Vertical	N/A
2**	2449.300	84.59	-12.38	54.0	-30.59	AV	69.00	200	Vertical	N/A
3	4921.800	50.65	-2.31	74.0	23.35	Peak	360.00	100	Vertical	Pass
3**	4921.800	41.53	-2.31	54.0	12.47	AV	360.00	100	Vertical	Pass
4	6679.000	55.01	0.19	74.0	18.99	Peak	53.00	400	Vertical	Pass
4**	6679.000	46.10	0.19	54.0	7.90	AV	53.00	400	Vertical	Pass
5	12511.088	53.12	1.59	74.0	20.88	Peak	134.00	100	Vertical	Pass
5**	12511.088	43.01	1.59	54.0	10.99	AV	134.00	100	Vertical	Pass
6	17165.776	53.22	2.32	74.0	20.78	Peak	360.00	400	Vertical	Pass
6**	17165.776	44.79	2.32	54.0	9.21	AV	360.00	400	Vertical	Pass

1 GHz to 18 GHz, ANT H VHT20 Channel 9

No.	Frequency (MHz)	Results (dBuV/m)	Factor (dB)	Limit (dBuV/m)	Margin (dB)	Detector	Table (Degree)	Height (cm)	Antenna	Verdict
1	1569.200	39.21	-17.54	74.0	34.79	Peak	154.00	300	Horizontal	Pass
1**	1569.200	29.95	-17.54	54.0	24.05	AV	154.00	300	Horizontal	Pass
2	2450.200	106.68	-12.33	74.0	-32.68	Peak	185.00	200	Horizontal	N/A
2**	2450.200	99.33	-12.33	54.0	-45.33	AV	185.00	200	Horizontal	N/A
3	5348.400	52.44	-2.74	74.0	21.56	Peak	78.00	100	Horizontal	Pass
3**	5348.400	42.43	-2.74	54.0	11.57	AV	78.00	100	Horizontal	Pass
4	6678.000	54.99	0.26	74.0	19.01	Peak	360.00	200	Horizontal	Pass
4**	6678.000	45.33	0.26	54.0	8.67	AV	360.00	200	Horizontal	Pass
5	12601.075	52.82	1.90	74.0	21.18	Peak	193.00	300	Horizontal	Pass
5**	12601.075	43.36	1.90	54.0	10.64	AV	193.00	300	Horizontal	Pass
6	13329.599	53.63	0.93	74.0	20.37	Peak	292.00	300	Horizontal	Pass
6**	13329.599	44.72	0.93	54.0	9.28	AV	292.00	300	Horizontal	Pass

1 GHz to 18 GHz, ANT V VHT20 Channel 9

No.	Frequency (MHz)	Results (dBuV/m)	Factor (dB)	Limit (dBuV/m)	Margin (dB)	Detector	Table (Degree)	Height (cm)	Antenna	Verdict
1	1330.400	39.20	-17.48	74.0	34.80	Peak	358.00	400	Vertical	Pass
1**	1330.400	29.96	-17.48	54.0	24.04	AV	358.00	400	Vertical	Pass
2	2450.800	91.82	-12.36	74.0	-17.82	Peak	62.00	150	Vertical	N/A
2**	2450.800	85.04	-12.36	54.0	-31.04	AV	62.00	150	Vertical	N/A
3	4920.200	51.78	-2.44	74.0	22.22	Peak	71.00	150	Vertical	Pass
3**	4920.200	41.77	-2.44	54.0	12.23	AV	71.00	150	Vertical	Pass
4	6597.400	54.60	-0.26	74.0	19.40	Peak	71.00	400	Vertical	Pass
4**	6597.400	45.53	-0.26	54.0	8.47	AV	71.00	400	Vertical	Pass
5	12242.562	53.09	1.04	74.0	20.91	Peak	59.00	300	Vertical	Pass
5**	12242.562	43.97	1.04	54.0	10.03	AV	59.00	300	Vertical	Pass
6	17410.687	53.52	3.47	74.0	20.48	Peak	230.00	300	Vertical	Pass
6**	17410.687	45.41	3.47	54.0	8.59	AV	230.00	300	Vertical	Pass

1 GHz to 18 GHz, ANT H VHT20 Channel 10

No.	Frequency (MHz)	Results (dBuV/m)	Factor (dB)	Limit (dBuV/m)	Margin (dB)	Detector	Table (Degree)	Height (cm)	Antenna	Verdict
1	1529.000	39.32	-17.44	74.0	34.68	Peak	142.00	400	Horizontal	Pass
1**	1529.000	28.99	-17.44	54.0	25.01	AV	142.00	400	Horizontal	Pass
2	2458.100	105.92	-12.53	74.0	-31.92	Peak	198.00	200	Horizontal	N/A
2**	2458.100	98.96	-12.53	54.0	-44.96	AV	198.00	200	Horizontal	N/A
3	4992.200	51.70	-2.81	74.0	22.30	Peak	154.00	100	Horizontal	Pass
3**	4992.200	41.46	-2.81	54.0	12.54	AV	154.00	100	Horizontal	Pass
4	6607.000	54.41	1.48	74.0	19.59	Peak	133.00	400	Horizontal	Pass
4**	6607.000	46.59	1.48	54.0	7.41	AV	133.00	400	Horizontal	Pass
5	12254.349	53.25	0.98	74.0	20.75	Peak	132.00	200	Horizontal	Pass
5**	12254.349	43.26	0.98	54.0	10.74	AV	132.00	200	Horizontal	Pass
6	17184.150	53.58	2.55	74.0	20.42	Peak	36.00	300	Horizontal	Pass
6**	17184.150	46.14	2.55	54.0	7.86	AV	36.00	300	Horizontal	Pass

1 GHz to 18 GHz, ANT V VHT20 Channel 10

No.	Frequency (MHz)	Results (dBuV/m)	Factor (dB)	Limit (dBuV/m)	Margin (dB)	Detector	Table (Degree)	Height (cm)	Antenna	Verdict
1	1425.300	39.34	-17.44	74.0	34.66	Peak	352.00	100	Vertical	Pass
1**	1425.300	30.04	-17.44	54.0	23.96	AV	352.00	100	Vertical	Pass
2	2456.000	91.21	-12.50	74.0	-17.21	Peak	61.00	100	Vertical	N/A
2**	2456.000	84.56	-12.50	54.0	-30.56	AV	61.00	100	Vertical	N/A
3	4793.400	51.15	-2.36	74.0	22.85	Peak	293.00	150	Vertical	Pass
3**	4793.400	41.51	-2.36	54.0	12.49	AV	293.00	150	Vertical	Pass
4	6600.000	56.28	0.29	74.0	17.72	Peak	53.00	100	Vertical	Pass
4**	6600.000	45.35	0.29	54.0	8.65	AV	53.00	100	Vertical	Pass
5	11942.988	53.12	1.60	74.0	20.88	Peak	70.00	400	Vertical	Pass
5**	11942.988	43.63	1.60	54.0	10.37	AV	70.00	400	Vertical	Pass
6	17191.238	53.96	2.30	74.0	20.04	Peak	55.00	300	Vertical	Pass
6**	17191.238	45.66	2.30	54.0	8.34	AV	55.00	300	Vertical	Pass

1 GHz to 18 GHz, ANT H VHT20 Channel 11

No.	Frequency (MHz)	Results (dBuV/m)	Factor (dB)	Limit (dBuV/m)	Margin (dB)	Detector	Table (Degree)	Height (cm)	Antenna	Verdict
1	1346.300	39.11	-17.03	74.0	34.89	Peak	8.00	200	Horizontal	Pass
1**	1346.300	28.57	-17.03	54.0	25.43	AV	8.00	200	Horizontal	Pass
2	2463.200	106.42	-12.49	74.0	-32.42	Peak	203.00	200	Horizontal	N/A
2**	2463.200	100.11	-12.49	54.0	-46.11	AV	203.00	200	Horizontal	N/A
3	4924.600	52.29	-2.47	74.0	21.71	Peak	184.00	100	Horizontal	Pass
3**	4924.600	43.87	-2.47	54.0	10.13	AV	184.00	100	Horizontal	Pass
4	7393.587	50.23	-4.17	74.0	23.77	Peak	360.00	100	Horizontal	Pass
4**	7393.587	45.51	-4.17	54.0	8.49	AV	360.00	100	Horizontal	Pass
5	12737.637	52.32	1.30	74.0	21.68	Peak	349.00	400	Horizontal	Pass
5**	12737.637	42.89	1.30	54.0	11.11	AV	349.00	400	Horizontal	Pass
6	15812.062	52.34	2.12	74.0	21.66	Peak	233.00	400	Horizontal	Pass
6**	15812.062	43.72	2.12	54.0	10.28	AV	233.00	400	Horizontal	Pass

1 GHz to 18 GHz, ANT V VHT20 Channel 11

No.	Frequency (MHz)	Results (dBuV/m)	Factor (dB)	Limit (dBuV/m)	Margin (dB)	Detector	Table (Degree)	Height (cm)	Antenna	Verdict
1	1550.300	39.01	-17.22	74.0	34.99	Peak	336.00	400	Vertical	Pass
1**	1550.300	30.27	-17.22	54.0	23.73	AV	336.00	400	Vertical	Pass
2	2460.200	94.28	-12.83	74.0	-20.28	Peak	142.00	150	Vertical	N/A
2**	2460.200	87.44	-12.83	54.0	-33.44	AV	142.00	150	Vertical	N/A
3	5068.400	52.38	-1.76	74.0	21.62	Peak	113.00	100	Vertical	Pass
3**	5068.400	41.81	-1.76	54.0	12.19	AV	113.00	100	Vertical	Pass
4	6740.200	54.69	2.26	74.0	19.31	Peak	165.00	300	Vertical	Pass
4**	6740.200	46.29	2.26	54.0	7.71	AV	165.00	300	Vertical	Pass
5	12213.238	52.22	1.13	74.0	21.78	Peak	139.00	400	Vertical	Pass
5**	12213.238	42.86	1.13	54.0	11.14	AV	139.00	400	Vertical	Pass
6	16073.250	52.71	1.47	74.0	21.29	Peak	325.00	100	Vertical	Pass
6**	16073.250	43.59	1.47	54.0	10.41	AV	325.00	100	Vertical	Pass

1 GHz to 18 GHz, ANT H VHT40 Channel 3

No.	Frequency (MHz)	Results (dBuV/m)	Factor (dB)	Limit (dBuV/m)	Margin (dB)	Detector	Table (Degree)	Height (cm)	Antenna	Verdict
1	1340.100	38.89	-17.16	74.0	35.11	Peak	358.00	300	Horizontal	Pass
1**	1340.100	28.95	-17.16	54.0	25.05	AV	358.00	300	Horizontal	Pass
2	2419.000	104.06	-11.80	74.0	-30.06	Peak	345.00	150	Horizontal	N/A
2**	2419.000	97.99	-11.80	54.0	-43.99	AV	345.00	150	Horizontal	N/A
3	4850.800	52.22	-3.07	74.0	21.78	Peak	200.00	100	Horizontal	Pass
3**	4850.800	42.32	-3.07	54.0	11.68	AV	200.00	100	Horizontal	Pass
4	6742.600	55.31	2.19	74.0	18.69	Peak	80.00	400	Horizontal	Pass
4**	6742.600	45.87	2.19	54.0	8.13	AV	80.00	400	Horizontal	Pass
5	12733.901	52.42	1.30	74.0	21.58	Peak	51.00	300	Horizontal	Pass
5**	12733.901	43.23	1.30	54.0	10.77	AV	51.00	300	Horizontal	Pass
6	17290.725	53.31	1.67	74.0	20.69	Peak	322.00	400	Horizontal	Pass
6**	17290.725	45.16	1.67	54.0	8.84	AV	322.00	400	Horizontal	Pass

1 GHz to 18 GHz, ANT V VHT40 Channel 3

No.	Frequency (MHz)	Results (dBuV/m)	Factor (dB)	Limit (dBuV/m)	Margin (dB)	Detector	Table (Degree)	Height (cm)	Antenna	Verdict
1	1571.300	39.20	-17.28	74.0	34.80	Peak	27.00	200	Vertical	Pass
1**	1571.300	29.73	-17.28	54.0	24.27	AV	27.00	200	Vertical	Pass
2	2425.600	92.43	-12.64	74.0	-18.43	Peak	149.00	200	Vertical	N/A
2**	2425.600	83.05	-12.64	54.0	-29.05	AV	149.00	200	Vertical	N/A
3	4980.000	51.08	-1.74	74.0	22.92	Peak	224.00	150	Vertical	Pass
3**	4980.000	42.25	-1.74	54.0	11.75	AV	224.00	150	Vertical	Pass
4	6729.400	55.01	1.44	74.0	18.99	Peak	296.00	400	Vertical	Pass
4**	6729.400	45.87	1.44	54.0	8.13	AV	296.00	400	Vertical	Pass
5	12224.451	52.25	1.30	74.0	21.75	Peak	177.00	200	Vertical	Pass
5**	12224.451	43.68	1.30	54.0	10.32	AV	177.00	200	Vertical	Pass
6	17288.886	52.82	1.68	74.0	21.18	Peak	168.00	300	Vertical	Pass
6**	17288.886	44.31	1.68	54.0	9.69	AV	168.00	300	Vertical	Pass

1 GHz to 18 GHz, ANT H VHT40 Channel 4

No.	Frequency (MHz)	Results (dBuV/m)	Factor (dB)	Limit (dBuV/m)	Margin (dB)	Detector	Table (Degree)	Height (cm)	Antenna	Verdict
1	1413.900	39.47	-17.54	74.0	34.53	Peak	32.00	300	Horizontal	Pass
1**	1413.900	29.90	-17.54	54.0	24.10	AV	32.00	300	Horizontal	Pass
2	2425.300	102.84	-12.65	74.0	-28.84	Peak	189.00	200	Horizontal	N/A
2**	2425.300	95.21	-12.65	54.0	-41.21	AV	189.00	200	Horizontal	N/A
3	4709.800	50.80	-4.06	74.0	23.20	Peak	8.00	100	Horizontal	Pass
3**	4709.800	40.86	-4.06	54.0	13.14	AV	8.00	100	Horizontal	Pass
4	6732.600	54.94	-0.46	74.0	19.06	Peak	41.00	400	Horizontal	Pass
4**	6732.600	44.16	-0.46	54.0	9.84	AV	41.00	400	Horizontal	Pass
5	12545.013	52.90	1.37	74.0	21.10	Peak	111.00	100	Horizontal	Pass
5**	12545.013	42.50	1.37	54.0	11.50	AV	111.00	100	Horizontal	Pass
6	17179.949	53.29	2.68	74.0	20.71	Peak	196.00	300	Horizontal	Pass
6**	17179.949	46.75	2.68	54.0	7.25	AV	196.00	300	Horizontal	Pass

1 GHz to 18 GHz, ANT V VHT40 Channel 4

No.	Frequency (MHz)	Results (dBuV/m)	Factor (dB)	Limit (dBuV/m)	Margin (dB)	Detector	Table (Degree)	Height (cm)	Antenna	Verdict
1	1423.200	39.82	-17.45	74.0	34.18	Peak	304.00	300	Vertical	Pass
1**	1423.200	29.24	-17.45	54.0	24.76	AV	304.00	300	Vertical	Pass
2	2417.900	86.70	-12.37	74.0	-12.70	Peak	173.00	200	Vertical	N/A
2**	2417.900	79.54	-12.37	54.0	-25.54	AV	173.00	200	Vertical	N/A
3	4843.000	50.83	-3.52	74.0	23.17	Peak	125.00	100	Vertical	Pass
3**	4843.000	41.65	-3.52	54.0	12.35	AV	125.00	100	Vertical	Pass
4	6612.000	55.35	1.41	74.0	18.65	Peak	146.00	200	Vertical	Pass
4**	6612.000	46.75	1.41	54.0	7.25	AV	146.00	200	Vertical	Pass
5	12392.925	53.20	1.59	74.0	20.80	Peak	133.00	400	Vertical	Pass
5**	12392.925	43.91	1.59	54.0	10.09	AV	133.00	400	Vertical	Pass
6	17413.313	53.37	3.57	74.0	20.63	Peak	167.00	300	Vertical	Pass
6**	17413.313	44.71	3.57	54.0	9.29	AV	167.00	300	Vertical	Pass

1 GHz to 18 GHz, ANT H VHT40 Channel 5

No.	Frequency (MHz)	Results (dBuV/m)	Factor (dB)	Limit (dBuV/m)	Margin (dB)	Detector	Table (Degree)	Height (cm)	Antenna	Verdict
1	1545.800	39.33	-17.33	74.0	34.67	Peak	17.00	400	Horizontal	Pass
1**	1545.800	29.51	-17.33	54.0	24.49	AV	17.00	400	Horizontal	Pass
2	2437.600	103.87	-12.46	74.0	-29.87	Peak	190.00	100	Horizontal	N/A
2**	2437.600	96.55	-12.46	54.0	-42.55	AV	190.00	100	Horizontal	N/A
3	4961.600	51.22	-2.87	74.0	22.78	Peak	0.00	100	Horizontal	Pass
3**	4961.600	41.91	-2.87	54.0	12.09	AV	0.00	100	Horizontal	Pass
4	6740.000	55.08	0.70	74.0	18.92	Peak	329.00	400	Horizontal	Pass
4**	6740.000	45.93	0.70	54.0	8.07	AV	329.00	400	Horizontal	Pass
5	12723.262	53.67	1.22	74.0	20.33	Peak	85.00	300	Horizontal	Pass
5**	12723.262	43.52	1.22	54.0	10.48	AV	85.00	300	Horizontal	Pass
6	17414.099	53.16	3.60	74.0	20.84	Peak	243.00	100	Horizontal	Pass
6**	17414.099	45.51	3.60	54.0	8.49	AV	243.00	100	Horizontal	Pass

1 GHz to 18 GHz, ANT V VHT40 Channel 5

No.	Frequency (MHz)	Results (dBuV/m)	Factor (dB)	Limit (dBuV/m)	Margin (dB)	Detector	Table (Degree)	Height (cm)	Antenna	Verdict
1	1584.000	39.08	-17.48	74.0	34.92	Peak	267.00	400	Vertical	Pass
1**	1584.000	29.64	-17.48	54.0	24.36	AV	267.00	400	Vertical	Pass
2	2429.200	88.04	-12.74	74.0	-14.04	Peak	91.00	200	Vertical	N/A
2**	2429.200	80.20	-12.74	54.0	-26.20	AV	91.00	200	Vertical	N/A
3	4902.200	51.36	-2.49	74.0	22.64	Peak	39.00	150	Vertical	Pass
3**	4902.200	41.89	-2.49	54.0	12.11	AV	39.00	150	Vertical	Pass
4	6612.800	55.73	1.36	74.0	18.27	Peak	61.00	300	Vertical	Pass
4**	6612.800	46.04	1.36	54.0	7.96	AV	61.00	300	Vertical	Pass
5	12317.312	53.23	1.41	74.0	20.77	Peak	87.00	400	Vertical	Pass
5**	12317.312	43.30	1.41	54.0	10.70	AV	87.00	400	Vertical	Pass
6	17184.676	53.48	2.54	74.0	20.52	Peak	72.00	100	Vertical	Pass
6**	17184.676	46.11	2.54	54.0	7.89	AV	72.00	100	Vertical	Pass

1 GHz to 18 GHz, ANT H VHT40 Channel 6

No.	Frequency (MHz)	Results (dBuV/m)	Factor (dB)	Limit (dBuV/m)	Margin (dB)	Detector	Table (Degree)	Height (cm)	Antenna	Verdict
1	1379.300	38.90	-17.09	74.0	35.10	Peak	71.00	200	Horizontal	Pass
1**	1379.300	28.95	-17.09	54.0	25.05	AV	71.00	200	Horizontal	Pass
2	2439.300	104.70	-12.28	74.0	-30.70	Peak	185.00	150	Horizontal	N/A
2**	2439.300	97.75	-12.28	54.0	-43.75	AV	185.00	150	Horizontal	N/A
3	4869.000	51.49	-2.71	74.0	22.51	Peak	150.00	100	Horizontal	Pass
3**	4869.000	41.74	-2.71	54.0	12.26	AV	150.00	100	Horizontal	Pass
4	6623.000	55.39	1.97	74.0	18.61	Peak	60.00	300	Horizontal	Pass
4**	6623.000	45.72	1.97	54.0	8.28	AV	60.00	300	Horizontal	Pass
5	12223.013	53.08	1.27	74.0	20.92	Peak	28.00	200	Horizontal	Pass
5**	12223.013	42.75	1.27	54.0	11.25	AV	28.00	200	Horizontal	Pass
6	17248.989	52.97	1.58	74.0	21.03	Peak	360.00	300	Horizontal	Pass
6**	17248.989	45.98	1.58	54.0	8.02	AV	360.00	300	Horizontal	Pass

1 GHz to 18 GHz, ANT V VHT40 Channel 6

No.	Frequency (MHz)	Results (dBuV/m)	Factor (dB)	Limit (dBuV/m)	Margin (dB)	Detector	Table (Degree)	Height (cm)	Antenna	Verdict
1	1493.300	39.35	-17.17	74.0	34.65	Peak	14.00	100	Vertical	Pass
1**	1493.300	29.55	-17.17	54.0	24.45	AV	14.00	100	Vertical	Pass
2	2438.800	92.24	-12.29	74.0	-18.24	Peak	141.00	200	Vertical	N/A
2**	2438.800	86.05	-12.29	54.0	-32.05	AV	141.00	200	Vertical	N/A
3	4978.000	51.16	-1.60	74.0	22.84	Peak	128.00	150	Vertical	Pass
3**	4978.000	42.70	-1.60	54.0	11.30	AV	128.00	150	Vertical	Pass
4	6447.400	55.27	2.17	74.0	18.73	Peak	162.00	200	Vertical	Pass
4**	6447.400	46.83	2.17	54.0	7.17	AV	162.00	200	Vertical	Pass
5	12733.325	52.21	1.30	74.0	21.79	Peak	360.00	100	Vertical	Pass
5**	12733.325	42.64	1.30	54.0	11.36	AV	360.00	100	Vertical	Pass
6	17283.375	52.68	1.68	74.0	21.32	Peak	212.00	300	Vertical	Pass
6**	17283.375	45.88	1.68	54.0	8.12	AV	212.00	300	Vertical	Pass

1 GHz to 18 GHz, ANT H VHT40 Channel 7

No.	Frequency (MHz)	Results (dBuV/m)	Factor (dB)	Limit (dBuV/m)	Margin (dB)	Detector	Table (Degree)	Height (cm)	Antenna	Verdict
1	1503.500	38.91	-17.42	74.0	35.09	Peak	311.00	100	Horizontal	Pass
1**	1503.500	29.99	-17.42	54.0	24.01	AV	311.00	100	Horizontal	Pass
2	2449.200	102.93	-12.39	74.0	-28.93	Peak	199.00	100	Horizontal	N/A
2**	2449.200	95.64	-12.39	54.0	-41.64	AV	199.00	100	Horizontal	N/A
3	4778.600	50.70	-2.97	74.0	23.30	Peak	332.00	100	Horizontal	Pass
3**	4778.600	41.90	-2.97	54.0	12.10	AV	332.00	100	Horizontal	Pass
4	6266.000	54.62	-0.13	74.0	19.38	Peak	226.00	400	Horizontal	Pass
4**	6266.000	45.21	-0.13	54.0	8.79	AV	226.00	400	Horizontal	Pass
5	12586.412	53.50	1.62	74.0	20.50	Peak	216.00	200	Horizontal	Pass
5**	12586.412	43.11	1.62	54.0	10.89	AV	216.00	200	Horizontal	Pass
6	15660.338	53.60	1.28	74.0	20.40	Peak	360.00	100	Horizontal	Pass
6**	15660.338	44.70	1.28	54.0	9.30	AV	360.00	100	Horizontal	Pass

1 GHz to 18 GHz, ANT V VHT40 Channel 7

No.	Frequency (MHz)	Results (dBuV/m)	Factor (dB)	Limit (dBuV/m)	Margin (dB)	Detector	Table (Degree)	Height (cm)	Antenna	Verdict
1	1340.300	39.86	-17.24	74.0	34.14	Peak	263.00	300	Vertical	Pass
1**	1340.300	29.76	-17.24	54.0	24.24	AV	263.00	300	Vertical	Pass
2	2449.400	87.47	-12.38	74.0	-13.47	Peak	72.00	100	Vertical	N/A
2**	2449.400	80.62	-12.38	54.0	-26.62	AV	72.00	100	Vertical	N/A
3	4904.200	51.08	-2.35	74.0	22.92	Peak	350.00	100	Vertical	Pass
3**	4904.200	41.63	-2.35	54.0	12.37	AV	350.00	100	Vertical	Pass
4	6608.000	55.83	1.55	74.0	18.17	Peak	339.00	200	Vertical	Pass
4**	6608.000	45.65	1.55	54.0	8.35	AV	339.00	200	Vertical	Pass
5	12289.138	53.22	1.68	74.0	20.78	Peak	263.00	300	Vertical	Pass
5**	12289.138	44.23	1.68	54.0	9.77	AV	263.00	300	Vertical	Pass
6	17179.949	54.09	2.68	74.0	19.91	Peak	317.00	300	Vertical	Pass
6**	17179.949	45.57	2.68	54.0	8.43	AV	317.00	300	Vertical	Pass

1 GHz to 18 GHz, ANT H VHT40 Channel 8

No.	Frequency (MHz)	Results (dBuV/m)	Factor (dB)	Limit (dBuV/m)	Margin (dB)	Detector	Table (Degree)	Height (cm)	Antenna	Verdict
1	1484.700	39.36	-17.62	74.0	34.64	Peak	134.00	300	Horizontal	Pass
1**	1484.700	28.92	-17.62	54.0	25.08	AV	134.00	300	Horizontal	Pass
2	2450.300	102.42	-12.33	74.0	-28.42	Peak	195.00	100	Horizontal	N/A
2**	2450.300	94.71	-12.33	54.0	-40.71	AV	195.00	100	Horizontal	N/A
3	5033.400	51.76	-2.80	74.0	22.24	Peak	318.00	100	Horizontal	Pass
3**	5033.400	41.84	-2.80	54.0	12.16	AV	318.00	100	Horizontal	Pass
4	6606.200	54.82	1.38	74.0	19.18	Peak	58.00	400	Horizontal	Pass
4**	6606.200	46.30	1.38	54.0	7.70	AV	58.00	400	Horizontal	Pass
5	12414.488	53.32	1.42	74.0	20.68	Peak	34.00	200	Horizontal	Pass
5**	12414.488	43.44	1.42	54.0	10.56	AV	34.00	200	Horizontal	Pass
6	17418.037	53.04	3.71	74.0	20.96	Peak	51.00	300	Horizontal	Pass
6**	17418.037	45.99	3.71	54.0	8.01	AV	51.00	300	Horizontal	Pass

1 GHz to 18 GHz, ANT V VHT40 Channel 8

No.	Frequency (MHz)	Results (dBuV/m)	Factor (dB)	Limit (dBuV/m)	Margin (dB)	Detector	Table (Degree)	Height (cm)	Antenna	Verdict
1	1442.800	38.74	-17.43	74.0	35.26	Peak	0.00	300	Vertical	Pass
1**	1442.800	29.32	-17.43	54.0	24.68	AV	0.00	300	Vertical	Pass
2	2443.500	86.15	-12.55	74.0	-12.15	Peak	172.00	100	Vertical	N/A
2**	2443.500	79.28	-12.55	54.0	-25.28	AV	172.00	100	Vertical	N/A
3	4791.400	50.62	-2.45	74.0	23.38	Peak	7.00	150	Vertical	Pass
3**	4791.400	42.25	-2.45	54.0	11.75	AV	7.00	150	Vertical	Pass
4	6664.000	54.25	-0.40	74.0	19.75	Peak	103.00	100	Vertical	Pass
4**	6664.000	43.91	-0.40	54.0	10.09	AV	103.00	100	Vertical	Pass
5	12501.026	53.96	1.66	74.0	20.04	Peak	118.00	200	Vertical	Pass
5**	12501.026	43.77	1.66	54.0	10.23	AV	118.00	200	Vertical	Pass
6	17396.251	53.47	3.05	74.0	20.53	Peak	168.00	300	Vertical	Pass
6**	17396.251	44.42	3.05	54.0	9.58	AV	168.00	300	Vertical	Pass

1 GHz to 18 GHz, ANT H VHT40 Channel 9

No.	Frequency (MHz)	Results (dBuV/m)	Factor (dB)	Limit (dBuV/m)	Margin (dB)	Detector	Table (Degree)	Height (cm)	Antenna	Verdict
1	1326.200	38.87	-17.29	74.0	35.13	Peak	126.00	100	Horizontal	Pass
1**	1326.200	28.70	-17.29	54.0	25.30	AV	126.00	100	Horizontal	Pass
2	2453.200	104.09	-12.56	74.0	-30.09	Peak	199.00	200	Horizontal	N/A
2**	2453.200	97.19	-12.56	54.0	-43.19	AV	199.00	200	Horizontal	N/A
3	5074.200	52.25	-1.73	74.0	21.75	Peak	201.00	100	Horizontal	Pass
3**	5074.200	42.31	-1.73	54.0	11.69	AV	201.00	100	Horizontal	Pass
4	7356.500	51.27	-4.13	74.0	22.73	Peak	360.00	100	Horizontal	Pass
4**	7356.500	41.46	-4.13	54.0	12.54	AV	360.00	100	Horizontal	Pass
5	12534.375	52.35	1.27	74.0	21.65	Peak	85.00	100	Horizontal	Pass
5**	12534.375	42.58	1.27	54.0	11.42	AV	85.00	100	Horizontal	Pass
6	15799.725	53.12	2.33	74.0	20.88	Peak	301.00	100	Horizontal	Pass
6**	15799.725	43.77	2.33	54.0	10.23	AV	301.00	100	Horizontal	Pass

1 GHz to 18 GHz, ANT V VHT40 Channel 9

No.	Frequency (MHz)	Results (dBuV/m)	Factor (dB)	Limit (dBuV/m)	Margin (dB)	Detector	Table (Degree)	Height (cm)	Antenna	Verdict
1	1513.100	39.44	-17.45	74.0	34.56	Peak	360.00	300	Vertical	Pass
1**	1513.100	29.63	-17.45	54.0	24.37	AV	360.00	300	Vertical	Pass
2	2448.500	92.84	-12.44	74.0	-18.84	Peak	143.00	200	Vertical	N/A
2**	2448.500	86.22	-12.44	54.0	-32.22	AV	143.00	200	Vertical	N/A
3	4691.800	50.87	-2.33	74.0	23.13	Peak	119.00	100	Vertical	Pass
3**	4691.800	41.46	-2.33	54.0	12.54	AV	119.00	100	Vertical	Pass
4	6445.800	55.52	1.67	74.0	18.48	Peak	93.00	400	Vertical	Pass
4**	6445.800	45.35	1.67	54.0	8.65	AV	93.00	400	Vertical	Pass
5	11345.275	52.05	0.11	74.0	21.95	Peak	107.00	400	Vertical	Pass
5**	11345.275	41.92	0.11	54.0	12.08	AV	107.00	400	Vertical	Pass
6	17263.161	52.82	1.50	74.0	21.18	Peak	165.00	400	Vertical	Pass
6**	17263.161	44.01	1.50	54.0	9.99	AV	165.00	400	Vertical	Pass

1 GHz to 18 GHz, ANT H 802.11ax20(SU) Channel 1

No.	Frequency (MHz)	Results (dBuV/m)	Factor (dB)	Limit (dBuV/m)	Margin (dB)	Detector	Table (Degree)	Height (cm)	Antenna	Verdict
1	1502.600	38.93	-17.26	74.0	35.07	Peak	320.00	200	Horizontal	Pass
1**	1502.600	29.51	-17.26	54.0	24.49	AV	320.00	200	Horizontal	Pass
2	2410.500	108.13	-11.95	74.0	-34.13	Peak	342.00	100	Horizontal	N/A
2**	2410.500	99.22	-11.95	54.0	-45.22	AV	342.00	100	Horizontal	N/A
3	4832.800	52.15	-3.25	74.0	21.85	Peak	179.00	150	Horizontal	Pass
3**	4832.800	44.49	-3.25	54.0	9.51	AV	179.00	150	Horizontal	Pass
4	12456.463	52.42	1.86	74.0	21.58	Peak	264.00	300	Horizontal	Pass
4**	12456.463	43.54	1.86	54.0	10.46	AV	264.00	300	Horizontal	Pass
5	17286.261	52.78	1.69	74.0	21.22	Peak	292.00	300	Horizontal	Pass
5**	17286.261	44.45	1.69	54.0	9.55	AV	292.00	300	Horizontal	Pass
6	7234.313	54.95	-4.21	74.0	19.05	Peak	0.00	100	Horizontal	Pass
6**	7234.313	46.93	-4.21	54.0	7.07	AV	0.00	100	Horizontal	Pass

1 GHz to 18 GHz, ANT V802.11ax20(SU) Channel 1

No.	Frequency (MHz)	Results (dBuV/m)	Factor (dB)	Limit (dBuV/m)	Margin (dB)	Detector	Table (Degree)	Height (cm)	Antenna	Verdict
1	1502.900	39.21	-17.28	74.0	34.79	Peak	360.00	100	Vertical	Pass
1**	1502.900	29.45	-17.28	54.0	24.55	AV	360.00	100	Vertical	Pass
2	2415.500	95.68	-11.61	74.0	-21.68	Peak	142.00	150	Vertical	N/A
2**	2415.500	87.21	-11.61	54.0	-33.21	AV	142.00	150	Vertical	N/A
3	4892.800	51.27	-2.31	74.0	22.73	Peak	239.00	100	Vertical	Pass
3**	4892.800	42.74	-2.31	54.0	11.26	AV	239.00	100	Vertical	Pass
4	6735.200	55.06	2.14	74.0	18.94	Peak	90.00	300	Vertical	Pass
4**	6735.200	46.01	2.14	54.0	7.99	AV	90.00	300	Vertical	Pass
5	12449.563	52.30	1.88	74.0	21.70	Peak	314.00	100	Vertical	Pass
5**	12449.563	42.64	1.88	54.0	11.36	AV	314.00	100	Vertical	Pass
6	17179.688	52.52	2.67	74.0	21.48	Peak	216.00	400	Vertical	Pass
6**	17179.688	44.59	2.67	54.0	9.41	AV	216.00	400	Vertical	Pass

1 GHz to 18 GHz, ANT H 802.11ax20(SU) Channel 2

No.	Frequency (MHz)	Results (dBuV/m)	Factor (dB)	Limit (dBuV/m)	Margin (dB)	Detector	Table (Degree)	Height (cm)	Antenna	Verdict
1	1410.400	39.20	-17.40	74.0	34.80	Peak	36.00	200	Horizontal	Pass
1**	1410.400	29.15	-17.40	54.0	24.85	AV	36.00	200	Horizontal	Pass
2	2416.000	107.55	-12.32	74.0	-33.55	Peak	214.00	200	Horizontal	N/A
2**	2416.000	98.92	-12.32	54.0	-44.92	AV	214.00	200	Horizontal	N/A
3	4838.200	50.74	-3.44	74.0	23.26	Peak	206.00	200	Horizontal	Pass
3**	4838.200	42.72	-3.44	54.0	11.28	AV	206.00	200	Horizontal	Pass
4	7245.237	52.30	-3.66	74.0	21.70	Peak	0.00	100	Horizontal	Pass
4**	7245.237	41.70	-3.66	54.0	12.30	AV	0.00	100	Horizontal	Pass
5	12740.225	53.37	1.29	74.0	20.63	Peak	152.00	300	Horizontal	Pass
5**	12740.225	43.48	1.29	54.0	10.52	AV	152.00	300	Horizontal	Pass
6	17202.526	54.09	1.77	74.0	19.91	Peak	360.00	100	Horizontal	Pass
6**	17202.526	44.56	1.77	54.0	9.44	AV	360.00	100	Horizontal	Pass

1 GHz to 18 GHz, ANT V802.11ax20(SU) Channel 2

No.	Frequency (MHz)	Results (dBuV/m)	Factor (dB)	Limit (dBuV/m)	Margin (dB)	Detector	Table (Degree)	Height (cm)	Antenna	Verdict
1	1348.600	38.87	-17.42	74.0	35.13	Peak	197.00	300	Vertical	Pass
1**	1348.600	28.79	-17.42	54.0	25.21	AV	197.00	300	Vertical	Pass
2	2417.800	94.21	-12.36	74.0	-20.21	Peak	169.00	200	Vertical	N/A
2**	2417.800	85.61	-12.36	54.0	-31.61	AV	169.00	200	Vertical	N/A
3	4804.400	51.69	-3.18	74.0	22.31	Peak	145.00	150	Vertical	Pass
3**	4804.400	41.09	-3.18	54.0	12.91	AV	145.00	150	Vertical	Pass
4	6674.400	54.89	0.21	74.0	19.11	Peak	177.00	300	Vertical	Pass
4**	6674.400	45.23	0.21	54.0	8.77	AV	177.00	300	Vertical	Pass
5	12614.013	53.20	1.88	74.0	20.80	Peak	186.00	200	Vertical	Pass
5**	12614.013	43.80	1.88	54.0	10.20	AV	186.00	200	Vertical	Pass
6	17418.824	53.77	3.73	74.0	20.23	Peak	53.00	200	Vertical	Pass
6**	17418.824	45.52	3.73	54.0	8.48	AV	53.00	200	Vertical	Pass

1 GHz to 18 GHz, ANT H 802.11ax20(SU) Channel 3

No.	Frequency (MHz)	Results (dBuV/m)	Factor (dB)	Limit (dBuV/m)	Margin (dB)	Detector	Table (Degree)	Height (cm)	Antenna	Verdict
1	1516.800	38.70	-17.52	74.0	35.30	Peak	176.00	200	Horizontal	Pass
1**	1516.800	29.33	-17.52	54.0	24.67	AV	176.00	200	Horizontal	Pass
2	2419.600	107.40	-12.40	74.0	-33.40	Peak	340.00	200	Horizontal	N/A
2**	2419.600	99.18	-12.40	54.0	-45.18	AV	340.00	200	Horizontal	N/A
3	4686.200	51.42	-3.19	74.0	22.58	Peak	339.00	100	Horizontal	Pass
3**	4686.200	40.98	-3.19	54.0	13.02	AV	339.00	100	Horizontal	Pass
4	7260.188	52.33	-2.73	74.0	21.67	Peak	0.00	100	Horizontal	Pass
4**	7260.188	41.89	-2.73	54.0	12.11	AV	0.00	100	Horizontal	Pass
5	12730.162	53.18	1.30	74.0	20.82	Peak	202.00	300	Horizontal	Pass
5**	12730.162	43.30	1.30	54.0	10.70	AV	202.00	300	Horizontal	Pass
6	17195.962	53.28	2.13	74.0	20.72	Peak	228.00	200	Horizontal	Pass
6**	17195.962	45.75	2.13	54.0	8.25	AV	228.00	200	Horizontal	Pass

1 GHz to 18 GHz, ANT V802.11ax20(SU) Channel 3

No.	Frequency (MHz)	Results (dBuV/m)	Factor (dB)	Limit (dBuV/m)	Margin (dB)	Detector	Table (Degree)	Height (cm)	Antenna	Verdict
1	1480.300	38.73	-17.61	74.0	35.27	Peak	20.00	300	Vertical	Pass
1**	1480.300	29.45	-17.61	54.0	24.55	AV	20.00	300	Vertical	Pass
2	2415.000	93.56	-12.43	74.0	-19.56	Peak	164.00	100	Vertical	N/A
2**	2415.000	83.45	-12.43	54.0	-29.45	AV	164.00	100	Vertical	N/A
3	4986.000	50.80	-2.84	74.0	23.20	Peak	20.00	150	Vertical	Pass
3**	4986.000	42.38	-2.84	54.0	11.62	AV	20.00	150	Vertical	Pass
4	6610.200	54.42	1.52	74.0	19.58	Peak	354.00	300	Vertical	Pass
4**	6610.200	45.75	1.52	54.0	8.25	AV	354.00	300	Vertical	Pass
5	12729.012	53.40	1.29	74.0	20.60	Peak	259.00	100	Vertical	Pass
5**	12729.012	44.53	1.29	54.0	9.47	AV	259.00	100	Vertical	Pass
6	16103.175	53.59	1.06	74.0	20.41	Peak	360.00	300	Vertical	Pass
6**	16103.175	43.98	1.06	54.0	10.02	AV	360.00	300	Vertical	Pass

1 GHz to 18 GHz, ANT H 802.11ax20(SU) Channel 6

No.	Frequency (MHz)	Results (dBuV/m)	Factor (dB)	Limit (dBuV/m)	Margin (dB)	Detector	Table (Degree)	Height (cm)	Antenna	Verdict
1	1226.500	39.22	-17.43	74.0	34.78	Peak	149.00	300	Horizontal	Pass
1**	1226.500	29.26	-17.43	54.0	24.74	AV	149.00	300	Horizontal	Pass
2	2440.000	107.67	-12.26	74.0	-33.67	Peak	188.00	200	Horizontal	N/A
2**	2440.000	98.82	-12.26	54.0	-44.82	AV	188.00	200	Horizontal	N/A
3	4868.800	52.98	-2.71	74.0	21.02	Peak	168.00	100	Horizontal	Pass
3**	4868.800	44.72	-2.71	54.0	9.28	AV	168.00	100	Horizontal	Pass
4	7313.375	52.14	-3.74	74.0	21.86	Peak	360.00	100	Horizontal	Pass
4**	7313.375	42.64	-3.74	54.0	11.36	AV	360.00	100	Horizontal	Pass
5	11714.138	52.65	0.73	74.0	21.35	Peak	28.00	200	Horizontal	Pass
5**	11714.138	42.60	0.73	54.0	11.40	AV	28.00	200	Horizontal	Pass
6	16075.088	53.31	1.54	74.0	20.69	Peak	15.00	400	Horizontal	Pass
6**	16075.088	44.96	1.54	54.0	9.04	AV	15.00	400	Horizontal	Pass

1 GHz to 18 GHz, ANT V802.11ax20(SU) Channel 6

No.	Frequency (MHz)	Results (dBuV/m)	Factor (dB)	Limit (dBuV/m)	Margin (dB)	Detector	Table (Degree)	Height (cm)	Antenna	Verdict
1	1540.800	39.56	-17.18	74.0	34.44	Peak	0.00	400	Vertical	Pass
1**	1540.800	29.35	-17.18	54.0	24.65	AV	0.00	400	Vertical	Pass
2	2438.300	94.50	-12.30	74.0	-20.50	Peak	167.00	150	Vertical	N/A
2**	2438.300	86.77	-12.30	54.0	-32.77	AV	167.00	150	Vertical	N/A
3	5148.600	52.87	-2.12	74.0	21.13	Peak	262.00	100	Vertical	Pass
3**	5148.600	42.27	-2.12	54.0	11.73	AV	262.00	100	Vertical	Pass
4	6064.400	55.15	0.37	74.0	18.85	Peak	139.00	100	Vertical	Pass
4**	6064.400	45.45	0.37	54.0	8.55	AV	139.00	100	Vertical	Pass
5	12222.151	53.00	1.26	74.0	21.00	Peak	0.00	100	Vertical	Pass
5**	12222.151	44.00	1.26	54.0	10.00	AV	0.00	100	Vertical	Pass
6	17172.600	53.54	2.45	74.0	20.46	Peak	274.00	300	Vertical	Pass
6**	17172.600	44.67	2.45	54.0	9.33	AV	274.00	300	Vertical	Pass

1 GHz to 18 GHz, ANT H 802.11ax20(SU) Channel 9

No.	Frequency (MHz)	Results (dBUV/m)	Factor (dB)	Limit (dBUV/m)	Margin (dB)	Detector	Table (Degree)	Height (cm)	Antenna	Verdict
1	1300.400	39.52	-17.44	74.0	34.48	Peak	259.00	200	Horizontal	Pass
1**	1300.400	31.88	-17.44	54.0	22.12	AV	259.00	200	Horizontal	Pass
2	2453.400	107.66	-12.55	74.0	-33.66	Peak	202.00	100	Horizontal	N/A
2**	2453.400	98.91	-12.55	54.0	-44.91	AV	202.00	100	Horizontal	N/A
3	4548.400	50.12	-4.22	74.0	23.88	Peak	312.00	100	Horizontal	Pass
3**	4548.400	39.88	-4.22	54.0	14.12	AV	312.00	100	Horizontal	Pass
4	6610.800	54.80	1.48	74.0	19.20	Peak	0.00	300	Horizontal	Pass
4**	6610.800	46.09	1.48	54.0	7.91	AV	0.00	300	Horizontal	Pass
5	11671.588	52.80	0.24	74.0	21.20	Peak	99.00	100	Horizontal	Pass
5**	11671.588	42.42	0.24	54.0	11.58	AV	99.00	100	Horizontal	Pass
6	15804.713	53.30	2.27	74.0	20.70	Peak	256.00	300	Horizontal	Pass
6**	15804.713	46.53	2.27	54.0	7.47	AV	256.00	300	Horizontal	Pass

1 GHz to 18 GHz, ANT V802.11ax20(SU) Channel 9

No.	Frequency (MHz)	Results (dBUV/m)	Factor (dB)	Limit (dBUV/m)	Margin (dB)	Detector	Table (Degree)	Height (cm)	Antenna	Verdict
1	1562.900	39.18	-17.53	74.0	34.82	Peak	163.00	300	Vertical	Pass
1**	1562.900	29.17	-17.53	54.0	24.83	AV	163.00	300	Vertical	Pass
2	2453.200	94.71	-12.53	74.0	-20.71	Peak	170.00	150	Vertical	N/A
2**	2453.200	86.34	-12.53	54.0	-32.34	AV	170.00	150	Vertical	N/A
3	4955.400	50.83	-3.10	74.0	23.17	Peak	360.00	200	Vertical	Pass
3**	4955.400	42.00	-3.10	54.0	12.00	AV	360.00	200	Vertical	Pass
4	6681.400	54.68	0.14	74.0	19.32	Peak	7.00	100	Vertical	Pass
4**	6681.400	46.11	0.14	54.0	7.89	AV	7.00	100	Vertical	Pass
5	11549.112	52.79	-0.48	74.0	21.21	Peak	3.00	400	Vertical	Pass
5**	11549.112	43.24	-0.48	54.0	10.76	AV	3.00	400	Vertical	Pass
6	17419.874	53.76	3.75	74.0	20.24	Peak	22.00	400	Vertical	Pass
6**	17419.874	45.03	3.75	54.0	8.97	AV	22.00	400	Vertical	Pass

1 GHz to 18 GHz, ANT H 802.11ax20(SU) Channel 10

No.	Frequency (MHz)	Results (dBuV/m)	Factor (dB)	Limit (dBuV/m)	Margin (dB)	Detector	Table (Degree)	Height (cm)	Antenna	Verdict
1	1265.400	39.77	-17.47	74.0	34.23	Peak	125.00	200	Horizontal	Pass
1**	1265.400	28.29	-17.47	54.0	25.71	AV	125.00	200	Horizontal	Pass
2	2452.600	106.83	-12.48	74.0	-32.83	Peak	189.00	100	Horizontal	N/A
2**	2452.600	98.52	-12.48	54.0	-44.52	AV	189.00	100	Horizontal	N/A
3	4977.400	51.73	-2.75	74.0	22.27	Peak	360.00	100	Horizontal	Pass
3**	4977.400	41.36	-2.75	54.0	12.64	AV	360.00	100	Horizontal	Pass
4	6679.400	55.02	0.18	74.0	18.98	Peak	176.00	200	Horizontal	Pass
4**	6679.400	45.19	0.18	54.0	8.81	AV	176.00	200	Horizontal	Pass
5	11957.650	53.56	1.04	74.0	20.44	Peak	193.00	200	Horizontal	Pass
5**	11957.650	43.65	1.04	54.0	10.35	AV	193.00	200	Horizontal	Pass
6	17178.636	53.81	2.63	74.0	20.19	Peak	89.00	200	Horizontal	Pass
6**	17178.636	46.37	2.63	54.0	7.63	AV	89.00	200	Horizontal	Pass

1 GHz to 18 GHz, ANT V802.11ax20(SU) Channel 10

No.	Frequency (MHz)	Results (dBuV/m)	Factor (dB)	Limit (dBuV/m)	Margin (dB)	Detector	Table (Degree)	Height (cm)	Antenna	Verdict
1	1298.200	39.32	-17.43	74.0	34.68	Peak	98.00	100	Vertical	Pass
1**	1298.200	30.00	-17.43	54.0	24.00	AV	98.00	100	Vertical	Pass
2	2457.500	92.41	-12.49	74.0	-18.41	Peak	64.00	100	Vertical	N/A
2**	2457.500	84.78	-12.49	54.0	-30.78	AV	64.00	100	Vertical	N/A
3	4998.800	51.13	-2.75	74.0	22.87	Peak	53.00	150	Vertical	Pass
3**	4998.800	41.84	-2.75	54.0	12.16	AV	53.00	150	Vertical	Pass
4	6603.400	55.13	0.91	74.0	18.87	Peak	201.00	100	Vertical	Pass
4**	6603.400	45.31	0.91	54.0	8.69	AV	201.00	100	Vertical	Pass
5	12301.500	52.84	1.45	74.0	21.16	Peak	41.00	400	Vertical	Pass
5**	12301.500	43.64	1.45	54.0	10.36	AV	41.00	400	Vertical	Pass
6	15862.725	53.07	0.87	74.0	20.93	Peak	0.00	100	Vertical	Pass
6**	15862.725	44.25	0.87	54.0	9.75	AV	0.00	100	Vertical	Pass

1 GHz to 18 GHz, ANT H 802.11ax20(SU) Channel 11

No.	Frequency (MHz)	Results (dBuV/m)	Factor (dB)	Limit (dBuV/m)	Margin (dB)	Detector	Table (Degree)	Height (cm)	Antenna	Verdict
1	1425.000	39.30	-16.99	74.0	34.70	Peak	141.00	400	Horizontal	Pass
1**	1425.000	29.47	-16.99	54.0	24.53	AV	141.00	400	Horizontal	Pass
2	2463.700	108.32	-12.52	74.0	-34.32	Peak	201.00	150	Horizontal	N/A
2**	2463.700	99.65	-12.52	54.0	-45.65	AV	201.00	150	Horizontal	N/A
3	4931.800	53.47	-2.46	74.0	20.53	Peak	189.00	100	Horizontal	Pass
3**	4931.800	43.74	-2.46	54.0	10.26	AV	189.00	100	Horizontal	Pass
4	7390.712	54.15	-4.03	74.0	19.85	Peak	358.00	100	Horizontal	Pass
4**	7390.712	46.65	-4.03	54.0	7.35	AV	358.00	100	Horizontal	Pass
5	11941.550	52.88	1.64	74.0	21.12	Peak	90.00	300	Horizontal	Pass
5**	11941.550	42.76	1.64	54.0	11.24	AV	90.00	300	Horizontal	Pass
6	17291.250	52.70	1.66	74.0	21.30	Peak	15.00	300	Horizontal	Pass
6**	17291.250	46.12	1.66	54.0	7.88	AV	15.00	300	Horizontal	Pass

1 GHz to 18 GHz, ANT V802.11ax20(SU) Channel 11

No.	Frequency (MHz)	Results (dBuV/m)	Factor (dB)	Limit (dBuV/m)	Margin (dB)	Detector	Table (Degree)	Height (cm)	Antenna	Verdict
1	1365.900	39.02	-17.31	74.0	34.98	Peak	13.00	400	Vertical	Pass
1**	1365.900	29.30	-17.31	54.0	24.70	AV	13.00	400	Vertical	Pass
2	2462.900	96.32	-12.51	74.0	-22.32	Peak	30.00	100	Vertical	N/A
2**	2462.900	87.45	-12.51	54.0	-33.45	AV	30.00	100	Vertical	N/A
3	4475.800	49.86	-2.53	74.0	24.14	Peak	19.00	100	Vertical	Pass
3**	4475.800	40.67	-2.53	54.0	13.33	AV	19.00	100	Vertical	Pass
4	6617.400	55.60	1.63	74.0	18.40	Peak	170.00	100	Vertical	Pass
4**	6617.400	45.14	1.63	54.0	8.86	AV	170.00	100	Vertical	Pass
5	12329.675	52.87	1.42	74.0	21.13	Peak	61.00	100	Vertical	Pass
5**	12329.675	44.33	1.42	54.0	9.67	AV	61.00	100	Vertical	Pass
6	17305.426	53.20	1.48	74.0	20.80	Peak	0.00	100	Vertical	Pass
6**	17305.426	43.71	1.48	54.0	10.29	AV	0.00	100	Vertical	Pass

1 GHz to 18 GHz, ANT H 802.11ax40(SU) Channel 3

No.	Frequency (MHz)	Results (dBuV/m)	Factor (dB)	Limit (dBuV/m)	Margin (dB)	Detector	Table (Degree)	Height (cm)	Antenna	Verdict
1	1364.400	39.13	-17.34	74.0	34.87	Peak	224.00	300	Horizontal	Pass
1**	1364.400	29.76	-17.34	54.0	24.24	AV	224.00	300	Horizontal	Pass
2	2420.300	105.58	-11.73	74.0	-31.58	Peak	187.00	100	Horizontal	N/A
2**	2420.300	97.31	-11.73	54.0	-43.31	AV	187.00	100	Horizontal	N/A
3	4849.400	52.17	-2.88	74.0	21.83	Peak	160.00	100	Horizontal	Pass
3**	4849.400	44.99	-2.88	54.0	9.01	AV	160.00	100	Horizontal	Pass
4	7281.175	52.89	-3.62	74.0	21.11	Peak	170.00	100	Horizontal	Pass
4**	7281.175	42.09	-3.62	54.0	11.91	AV	170.00	100	Horizontal	Pass
5	12280.225	52.44	1.80	74.0	21.56	Peak	344.00	200	Horizontal	Pass
5**	12280.225	43.40	1.80	54.0	10.60	AV	344.00	200	Horizontal	Pass
6	17170.762	53.24	2.41	74.0	20.76	Peak	345.00	300	Horizontal	Pass
6**	17170.762	46.69	2.41	54.0	7.31	AV	345.00	300	Horizontal	Pass

1 GHz to 18 GHz, ANT V 802.11ax40(SU) Channel 3

No.	Frequency (MHz)	Results (dBuV/m)	Factor (dB)	Limit (dBuV/m)	Margin (dB)	Detector	Table (Degree)	Height (cm)	Antenna	Verdict
1	1548.700	39.10	-17.28	74.0	34.90	Peak	360.00	200	Vertical	Pass
1**	1548.700	29.57	-17.28	54.0	24.43	AV	360.00	200	Vertical	Pass
2	2422.700	93.42	-11.96	74.0	-19.42	Peak	174.00	150	Vertical	N/A
2**	2422.700	85.97	-11.96	54.0	-31.97	AV	174.00	150	Vertical	N/A
3	4982.200	51.35	-1.70	74.0	22.65	Peak	49.00	150	Vertical	Pass
3**	4982.200	42.58	-1.70	54.0	11.42	AV	49.00	150	Vertical	Pass
4	6741.400	55.46	2.24	74.0	18.54	Peak	180.00	100	Vertical	Pass
4**	6741.400	46.59	2.24	54.0	7.41	AV	180.00	100	Vertical	Pass
5	12228.763	53.41	1.30	74.0	20.59	Peak	59.00	400	Vertical	Pass
5**	12228.763	42.91	1.30	54.0	11.09	AV	59.00	400	Vertical	Pass
6	17184.412	52.95	2.55	74.0	21.05	Peak	35.00	200	Vertical	Pass
6**	17184.412	44.93	2.55	54.0	9.07	AV	35.00	200	Vertical	Pass

1 GHz to 18 GHz, ANT H 802.11ax40(SU) Channel 4

No.	Frequency (MHz)	Results (dBuV/m)	Factor (dB)	Limit (dBuV/m)	Margin (dB)	Detector	Table (Degree)	Height (cm)	Antenna	Verdict
1	1451.200	38.87	-17.50	74.0	35.13	Peak	174.00	300	Horizontal	Pass
1**	1451.200	28.72	-17.50	54.0	25.28	AV	174.00	300	Horizontal	Pass
2	2434.600	104.72	-12.59	74.0	-30.72	Peak	195.00	200	Horizontal	N/A
2**	2434.600	95.12	-12.59	54.0	-41.12	AV	195.00	200	Horizontal	N/A
3	4918.200	50.91	-2.51	74.0	23.09	Peak	205.00	100	Horizontal	Pass
3**	4918.200	41.22	-2.51	54.0	12.78	AV	205.00	100	Horizontal	Pass
4	6682.200	55.15	0.14	74.0	18.85	Peak	274.00	300	Horizontal	Pass
4**	6682.200	45.35	0.14	54.0	8.65	AV	274.00	300	Horizontal	Pass
5	11964.262	52.89	0.87	74.0	21.11	Peak	59.00	200	Horizontal	Pass
5**	11964.262	43.82	0.87	54.0	10.18	AV	59.00	200	Horizontal	Pass
6	17176.275	53.48	2.54	74.0	20.52	Peak	69.00	400	Horizontal	Pass
6**	17176.275	47.19	2.54	54.0	6.81	AV	69.00	400	Horizontal	Pass

1 GHz to 18 GHz, ANT V 802.11ax40(SU) Channel 4

No.	Frequency (MHz)	Results (dBuV/m)	Factor (dB)	Limit (dBuV/m)	Margin (dB)	Detector	Table (Degree)	Height (cm)	Antenna	Verdict
1	1496.900	39.23	-17.42	74.0	34.77	Peak	96.00	300	Vertical	Pass
1**	1496.900	29.90	-17.42	54.0	24.10	AV	96.00	300	Vertical	Pass
2	2424.900	88.92	-12.63	74.0	-14.92	Peak	160.00	100	Vertical	N/A
2**	2424.900	79.52	-12.63	54.0	-25.52	AV	160.00	100	Vertical	N/A
3	4956.200	51.05	-3.02	74.0	22.95	Peak	256.00	150	Vertical	Pass
3**	4956.200	41.01	-3.02	54.0	12.99	AV	256.00	150	Vertical	Pass
4	6606.200	54.83	1.38	74.0	19.17	Peak	360.00	300	Vertical	Pass
4**	6606.200	46.15	1.38	54.0	7.85	AV	360.00	300	Vertical	Pass
5	12393.500	52.71	1.59	74.0	21.29	Peak	135.00	400	Vertical	Pass
5**	12393.500	43.10	1.59	54.0	10.90	AV	135.00	400	Vertical	Pass
6	15817.050	53.21	1.98	74.0	20.79	Peak	113.00	400	Vertical	Pass
6**	15817.050	43.09	1.98	54.0	10.91	AV	113.00	400	Vertical	Pass

1 GHz to 18 GHz, ANT H 802.11ax40(SU) Channel 5

No.	Frequency (MHz)	Results (dBuV/m)	Factor (dB)	Limit (dBuV/m)	Margin (dB)	Detector	Table (Degree)	Height (cm)	Antenna	Verdict
1	1340.400	38.67	-17.24	74.0	35.33	Peak	147.00	300	Horizontal	Pass
1**	1340.400	28.97	-17.24	54.0	25.03	AV	147.00	300	Horizontal	Pass
2	2432.500	104.92	-12.70	74.0	-30.92	Peak	187.00	150	Horizontal	N/A
2**	2432.500	95.97	-12.70	54.0	-41.97	AV	187.00	150	Horizontal	N/A
3	4957.000	52.17	-2.92	74.0	21.83	Peak	18.00	100	Horizontal	Pass
3**	4957.000	41.03	-2.92	54.0	12.97	AV	18.00	100	Horizontal	Pass
4	6612.200	54.52	1.40	74.0	19.48	Peak	337.00	100	Horizontal	Pass
4**	6612.200	45.50	1.40	54.0	8.50	AV	337.00	100	Horizontal	Pass
5	12302.650	53.27	1.43	74.0	20.73	Peak	135.00	300	Horizontal	Pass
5**	12302.650	42.84	1.43	54.0	11.16	AV	135.00	300	Horizontal	Pass
6	17192.026	53.65	2.27	74.0	20.35	Peak	231.00	100	Horizontal	Pass
6**	17192.026	45.14	2.27	54.0	8.86	AV	231.00	100	Horizontal	Pass

1 GHz to 18 GHz, ANT V 802.11ax40(SU) Channel 5

No.	Frequency (MHz)	Results (dBuV/m)	Factor (dB)	Limit (dBuV/m)	Margin (dB)	Detector	Table (Degree)	Height (cm)	Antenna	Verdict
1	1272.300	39.13	-17.39	74.0	34.87	Peak	132.00	300	Vertical	Pass
1**	1272.300	29.36	-17.39	54.0	24.64	AV	132.00	300	Vertical	Pass
2	2440.500	89.52	-12.42	74.0	-15.52	Peak	79.00	200	Vertical	N/A
2**	2440.500	79.91	-12.42	54.0	-25.91	AV	79.00	200	Vertical	N/A
3	4836.400	50.81	-3.50	74.0	23.19	Peak	321.00	100	Vertical	Pass
3**	4836.400	41.50	-3.50	54.0	12.50	AV	321.00	100	Vertical	Pass
4	6606.400	55.34	1.42	74.0	18.66	Peak	222.00	100	Vertical	Pass
4**	6606.400	45.54	1.42	54.0	8.46	AV	222.00	100	Vertical	Pass
5	12299.775	52.66	1.48	74.0	21.34	Peak	347.00	100	Vertical	Pass
5**	12299.775	43.95	1.48	54.0	10.05	AV	347.00	100	Vertical	Pass
6	17184.412	53.49	2.55	74.0	20.51	Peak	88.00	400	Vertical	Pass
6**	17184.412	45.56	2.55	54.0	8.44	AV	88.00	400	Vertical	Pass

1 GHz to 18 GHz, ANT H 802.11ax40(SU) Channel 6

No.	Frequency (MHz)	Results (dBuV/m)	Factor (dB)	Limit (dBuV/m)	Margin (dB)	Detector	Table (Degree)	Height (cm)	Antenna	Verdict
1	1375.300	39.66	-16.96	74.0	34.34	Peak	330.00	100	Horizontal	Pass
1**	1375.300	29.18	-16.96	54.0	24.82	AV	330.00	100	Horizontal	Pass
2	2434.700	106.13	-12.48	74.0	-32.13	Peak	184.00	100	Horizontal	N/A
2**	2434.700	97.09	-12.48	54.0	-43.09	AV	184.00	100	Horizontal	N/A
3	4873.600	52.27	-2.70	74.0	21.73	Peak	189.00	100	Horizontal	Pass
3**	4873.600	43.96	-2.70	54.0	10.04	AV	189.00	100	Horizontal	Pass
4	7334.938	50.86	-3.40	74.0	23.14	Peak	360.00	100	Horizontal	Pass
4**	7334.938	41.17	-3.40	54.0	12.83	AV	360.00	100	Horizontal	Pass
5	12352.675	52.74	1.19	74.0	21.26	Peak	276.00	200	Horizontal	Pass
5**	12352.675	42.46	1.19	54.0	11.54	AV	276.00	200	Horizontal	Pass
6	17447.438	52.87	2.84	74.0	21.13	Peak	177.00	300	Horizontal	Pass
6**	17447.438	45.07	2.84	54.0	8.93	AV	177.00	300	Horizontal	Pass

1 GHz to 18 GHz, ANT V 802.11ax40(SU) Channel 6

No.	Frequency (MHz)	Results (dBuV/m)	Factor (dB)	Limit (dBuV/m)	Margin (dB)	Detector	Table (Degree)	Height (cm)	Antenna	Verdict
1	1428.000	39.07	-16.91	74.0	34.93	Peak	0.00	200	Vertical	Pass
1**	1428.000	30.26	-16.91	54.0	23.74	AV	0.00	200	Vertical	Pass
2	2439.900	92.13	-12.27	74.0	-18.13	Peak	141.00	200	Vertical	N/A
2**	2439.900	84.83	-12.27	54.0	-30.83	AV	141.00	200	Vertical	N/A
3	4394.800	51.91	-3.43	74.0	22.09	Peak	172.00	100	Vertical	Pass
3**	4394.800	40.75	-3.43	54.0	13.25	AV	172.00	100	Vertical	Pass
4	6168.200	55.37	0.21	74.0	18.63	Peak	131.00	400	Vertical	Pass
4**	6168.200	45.37	0.21	54.0	8.63	AV	131.00	400	Vertical	Pass
5	12745.113	52.94	1.24	74.0	21.06	Peak	124.00	400	Vertical	Pass
5**	12745.113	43.21	1.24	54.0	10.79	AV	124.00	400	Vertical	Pass
6	17290.463	52.75	1.67	74.0	21.25	Peak	124.00	300	Vertical	Pass
6**	17290.463	43.99	1.67	54.0	10.01	AV	124.00	300	Vertical	Pass

1 GHz to 18 GHz, ANT H 802.11ax40(SU) Channel 7

No.	Frequency (MHz)	Results (dBuV/m)	Factor (dB)	Limit (dBuV/m)	Margin (dB)	Detector	Table (Degree)	Height (cm)	Antenna	Verdict
1	1496.100	39.04	-17.38	74.0	34.96	Peak	114.00	200	Horizontal	Pass
1**	1496.100	29.20	-17.38	54.0	24.80	AV	114.00	200	Horizontal	Pass
2	2437.000	104.59	-12.48	74.0	-30.59	Peak	195.00	150	Horizontal	N/A
2**	2437.000	94.74	-12.48	54.0	-40.74	AV	195.00	150	Horizontal	N/A
3	4401.200	49.56	-4.76	74.0	24.44	Peak	190.00	100	Horizontal	Pass
3**	4401.200	39.79	-4.76	54.0	14.21	AV	190.00	100	Horizontal	Pass
4	6612.200	54.42	1.40	74.0	19.58	Peak	18.00	400	Horizontal	Pass
4**	6612.200	45.56	1.40	54.0	8.44	AV	18.00	400	Horizontal	Pass
5	12451.575	53.28	1.89	74.0	20.72	Peak	275.00	200	Horizontal	Pass
5**	12451.575	43.05	1.89	54.0	10.95	AV	275.00	200	Horizontal	Pass
6	17432.474	53.35	3.36	74.0	20.65	Peak	338.00	100	Horizontal	Pass
6**	17432.474	44.81	3.36	54.0	9.19	AV	338.00	100	Horizontal	Pass

1 GHz to 18 GHz, ANT V 802.11ax40(SU) Channel 7

No.	Frequency (MHz)	Results (dBuV/m)	Factor (dB)	Limit (dBuV/m)	Margin (dB)	Detector	Table (Degree)	Height (cm)	Antenna	Verdict
1	1502.400	38.99	-17.46	74.0	35.01	Peak	188.00	300	Vertical	Pass
1**	1502.400	28.87	-17.46	54.0	25.13	AV	188.00	300	Vertical	Pass
2	2440.200	89.39	-12.41	74.0	-15.39	Peak	163.00	150	Vertical	N/A
2**	2440.200	79.82	-12.41	54.0	-25.82	AV	163.00	150	Vertical	N/A
3	4904.400	51.30	-2.33	74.0	22.70	Peak	174.00	200	Vertical	Pass
3**	4904.400	41.79	-2.33	54.0	12.21	AV	174.00	200	Vertical	Pass
4	6610.200	54.91	1.52	74.0	19.09	Peak	6.00	100	Vertical	Pass
4**	6610.200	46.18	1.52	54.0	7.82	AV	6.00	100	Vertical	Pass
5	12732.174	53.20	1.30	74.0	20.80	Peak	25.00	300	Vertical	Pass
5**	12732.174	44.80	1.30	54.0	9.20	AV	25.00	300	Vertical	Pass
6	17181.526	54.58	2.64	74.0	19.42	Peak	99.00	400	Vertical	Pass
6**	17181.526	45.51	2.64	54.0	8.49	AV	99.00	400	Vertical	Pass

1 GHz to 18 GHz, ANT H 802.11ax40(SU) Channel 8

No.	Frequency (MHz)	Results (dBuV/m)	Factor (dB)	Limit (dBuV/m)	Margin (dB)	Detector	Table (Degree)	Height (cm)	Antenna	Verdict
1	1380.300	38.75	-17.40	74.0	35.25	Peak	97.00	400	Horizontal	Pass
1**	1380.300	28.93	-17.40	54.0	25.07	AV	97.00	400	Horizontal	Pass
2	2448.100	103.37	-12.45	74.0	-29.37	Peak	199.00	100	Horizontal	N/A
2**	2448.100	95.41	-12.45	54.0	-41.41	AV	199.00	100	Horizontal	N/A
3	4935.000	51.59	-2.91	74.0	22.41	Peak	157.00	100	Horizontal	Pass
3**	4935.000	41.48	-2.91	54.0	12.52	AV	157.00	100	Horizontal	Pass
4	6279.400	54.44	0.11	74.0	19.56	Peak	200.00	400	Horizontal	Pass
4**	6279.400	44.68	0.11	54.0	9.32	AV	200.00	400	Horizontal	Pass
5	12429.150	52.96	1.53	74.0	21.04	Peak	58.00	300	Horizontal	Pass
5**	12429.150	43.51	1.53	54.0	10.49	AV	58.00	300	Horizontal	Pass
6	17282.849	53.25	1.67	74.0	20.75	Peak	46.00	100	Horizontal	Pass
6**	17282.849	46.06	1.67	54.0	7.94	AV	46.00	100	Horizontal	Pass

1 GHz to 18 GHz, ANT V 802.11ax40(SU) Channel 8

No.	Frequency (MHz)	Results (dBuV/m)	Factor (dB)	Limit (dBuV/m)	Margin (dB)	Detector	Table (Degree)	Height (cm)	Antenna	Verdict
1	1441.800	38.90	-17.40	74.0	35.10	Peak	87.00	300	Vertical	Pass
1**	1441.800	29.34	-17.40	54.0	24.66	AV	87.00	300	Vertical	Pass
2	2454.100	88.63	-12.61	74.0	-14.63	Peak	75.00	150	Vertical	N/A
2**	2454.100	77.91	-12.61	54.0	-23.91	AV	75.00	150	Vertical	N/A
3	4914.400	51.26	-2.67	74.0	22.74	Peak	346.00	150	Vertical	Pass
3**	4914.400	42.32	-2.67	54.0	11.68	AV	346.00	150	Vertical	Pass
4	6604.200	55.17	1.05	74.0	18.83	Peak	219.00	200	Vertical	Pass
4**	6604.200	45.70	1.05	54.0	8.30	AV	219.00	200	Vertical	Pass
5	12285.975	52.82	1.75	74.0	21.18	Peak	54.00	200	Vertical	Pass
5**	12285.975	43.91	1.75	54.0	10.09	AV	54.00	200	Vertical	Pass
6	17195.438	54.04	2.16	74.0	19.96	Peak	360.00	200	Vertical	Pass
6**	17195.438	44.77	2.16	54.0	9.23	AV	360.00	200	Vertical	Pass

1 GHz to 18 GHz, ANT H 802.11ax40(SU) Channel 9

No.	Frequency (MHz)	Results (dBUV/m)	Factor (dB)	Limit (dBUV/m)	Margin (dB)	Detector	Table (Degree)	Height (cm)	Antenna	Verdict
1	1316.200	39.84	-17.06	74.0	34.16	Peak	305.00	400	Horizontal	Pass
1**	1316.200	29.93	-17.06	54.0	24.07	AV	305.00	400	Horizontal	Pass
2	2452.900	105.85	-12.49	74.0	-31.85	Peak	335.00	150	Horizontal	N/A
2**	2452.900	97.31	-12.49	54.0	-43.31	AV	335.00	150	Horizontal	N/A
3	4573.000	50.71	-3.34	74.0	23.29	Peak	199.00	100	Horizontal	Pass
3**	4573.000	41.00	-3.34	54.0	13.00	AV	199.00	100	Horizontal	Pass
4	7362.250	51.65	-4.01	74.0	22.35	Peak	348.00	100	Horizontal	Pass
4**	7362.250	43.05	-4.01	54.0	10.95	AV	348.00	100	Horizontal	Pass
5	12662.313	52.37	1.00	74.0	21.63	Peak	78.00	200	Horizontal	Pass
5**	12662.313	43.59	1.00	54.0	10.41	AV	78.00	200	Horizontal	Pass
6	17187.564	53.00	2.43	74.0	21.00	Peak	269.00	400	Horizontal	Pass
6**	17187.564	45.61	2.43	54.0	8.39	AV	269.00	400	Horizontal	Pass

1 GHz to 18 GHz, ANT V 802.11ax40(SU) Channel 9

No.	Frequency (MHz)	Results (dBUV/m)	Factor (dB)	Limit (dBUV/m)	Margin (dB)	Detector	Table (Degree)	Height (cm)	Antenna	Verdict
1	1317.600	39.06	-16.99	74.0	34.94	Peak	336.00	100	Vertical	Pass
1**	1317.600	29.13	-16.99	54.0	24.87	AV	336.00	100	Vertical	Pass
2	2453.200	93.21	-12.56	74.0	-19.21	Peak	138.00	200	Vertical	N/A
2**	2453.200	84.69	-12.56	54.0	-30.69	AV	138.00	200	Vertical	N/A
3	4272.400	50.06	-3.59	74.0	23.94	Peak	341.00	100	Vertical	Pass
3**	4272.400	40.25	-3.59	54.0	13.75	AV	341.00	100	Vertical	Pass
4	6741.200	55.46	2.25	74.0	18.54	Peak	350.00	200	Vertical	Pass
4**	6741.200	46.34	2.25	54.0	7.66	AV	350.00	200	Vertical	Pass
5	12730.738	52.79	1.30	74.0	21.21	Peak	144.00	300	Vertical	Pass
5**	12730.738	43.19	1.30	54.0	10.81	AV	144.00	300	Vertical	Pass
6	17176.275	52.46	2.54	74.0	21.54	Peak	163.00	100	Vertical	Pass
6**	17176.275	46.48	2.54	54.0	7.52	AV	163.00	100	Vertical	Pass

A.7 Band Edge (Restricted-band band-edge)

Note ¹: The lowest and highest channels are tested to verify the band edge emissions. Please refer to the following the plots for emissions values.

Note ²: The test data all are tested in the vertical and horizontal antenna which the trace is max hold. So these plots have shown the worst case.

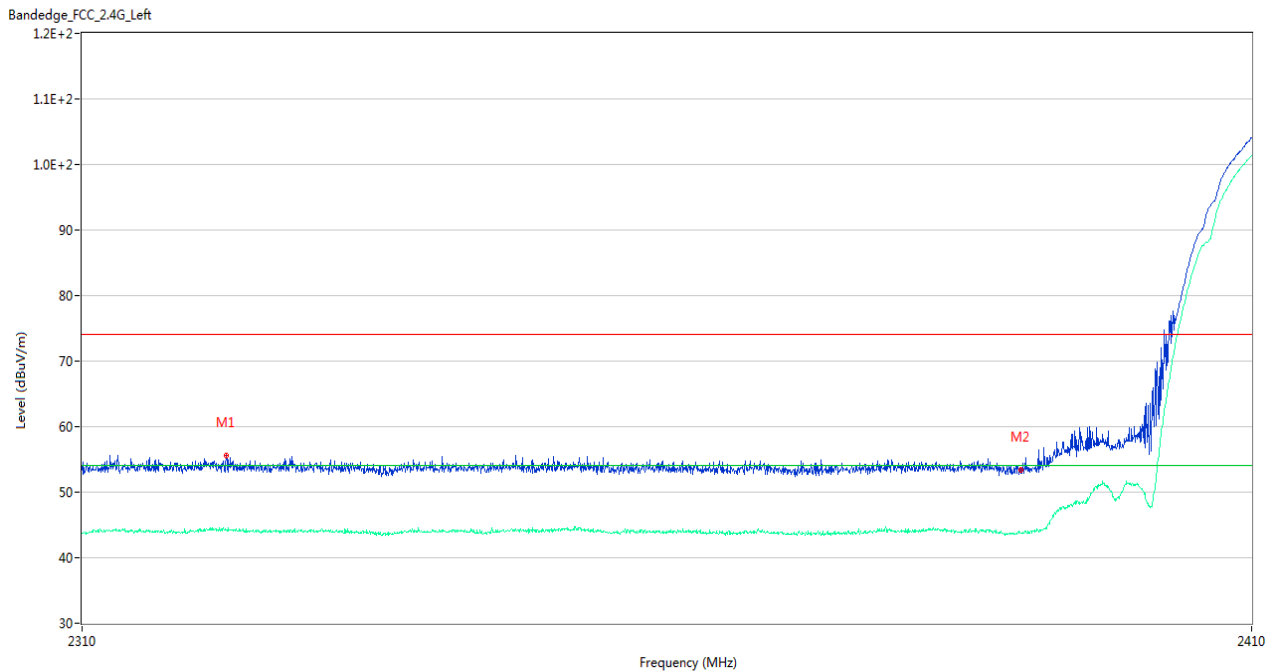
Note ³: According the ANSI C63.10-2013, where limits are specified for both average and peak (or quasi-peak) detector functions, if the peak (or quasi-peak) measured value complies with the average limit, it is unnecessary to perform an average measurement.

Note ⁴: All the configurations were pre tested, only the worst configuration has been reported in this report.

Test Data and Plots

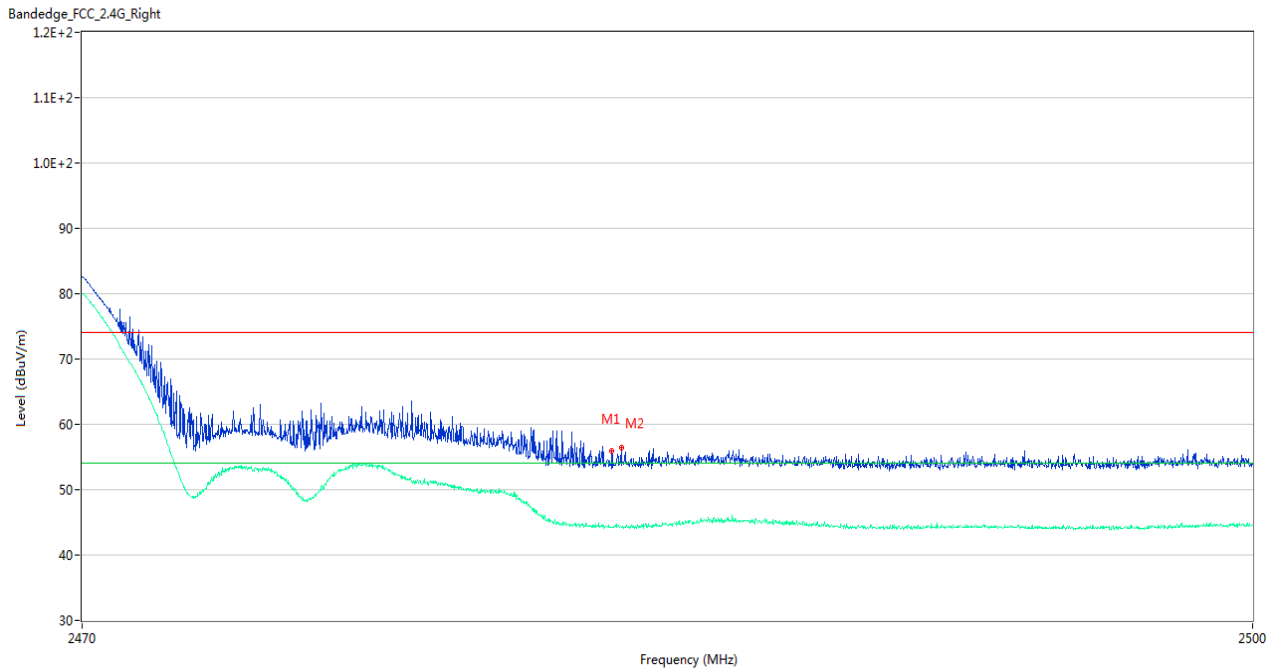
Main Antenna

802.11b CHANNEL 1



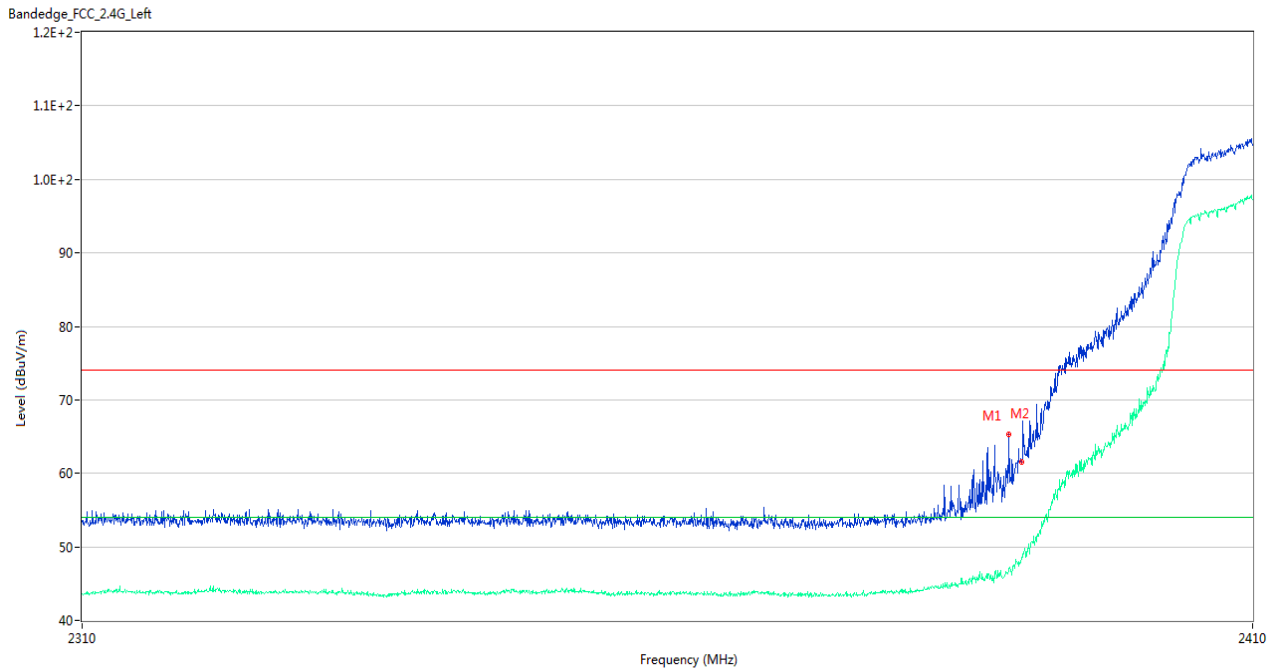
No.	Frequency (MHz)	Results (dBuV/m)	Factor (dB)	Limit (dBuV/m)	Margin (dB)	Detector	Table (Degree)	Height (cm)	Antenna	Verdict
1	2322.100	55.64	-0.09	74.0	18.36	Peak	29.00	200	Horizontal	Pass
1**	2322.100	44.17	-0.09	54.0	9.83	AV	29.00	200	Horizontal	Pass
2	2389.950	53.44	-0.59	74.0	20.56	Peak	57.00	100	Horizontal	Pass
2**	2389.950	43.67	-0.59	54.0	10.33	AV	57.00	100	Horizontal	Pass

802.11b CHANNEL 11



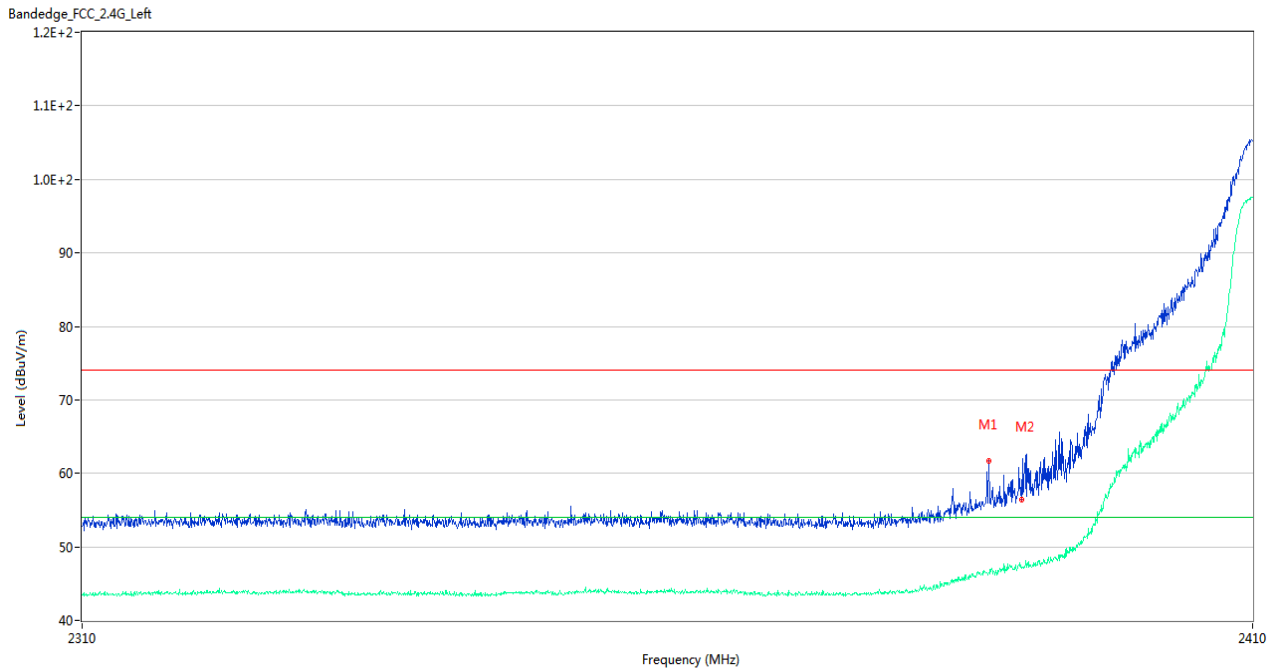
No.	Frequency (MHz)	Results (dBuV/m)	Factor (dB)	Limit (dBuV/m)	Margin (dB)	Detector	Table (Degree)	Height (cm)	Antenna	Verdict
1	2483.530	55.87	-0.20	74.0	18.13	Peak	196.00	150	Horizontal	Pass
1**	2483.530	44.17	-0.20	54.0	9.83	AV	196.00	150	Horizontal	Pass
2	2483.770	56.46	-0.19	74.0	17.54	Peak	193.00	100	Horizontal	Pass
2**	2483.770	44.27	-0.19	54.0	9.73	AV	193.00	100	Horizontal	Pass

802.11g CHANNEL 1



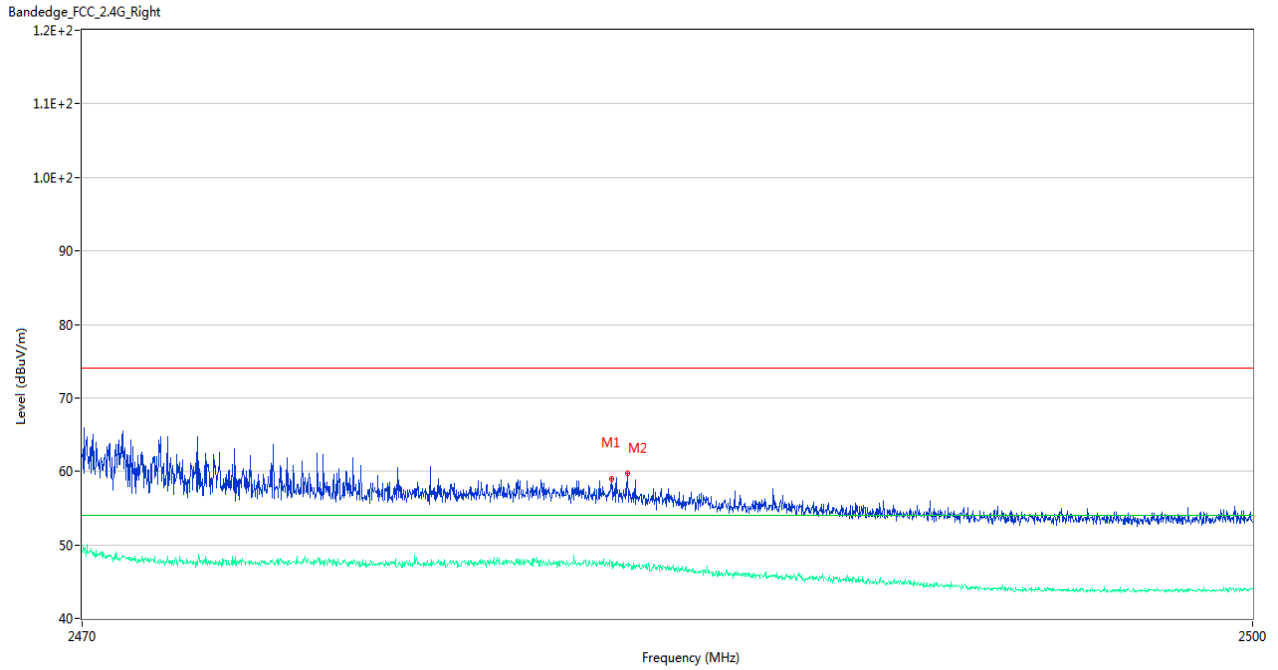
No.	Frequency (MHz)	Results (dBuV/m)	Factor (dB)	Limit (dBuV/m)	Margin (dB)	Detector	Table (Degree)	Height (cm)	Antenna	Verdict
1	2388.850	65.34	-0.84	74.0	8.66	Peak	341.00	200	Horizontal	Pass
1**	2388.850	46.89	-0.84	54.0	7.11	AV	341.00	200	Horizontal	Pass
2	2389.950	61.47	-0.59	74.0	12.53	Peak	245.00	150	Horizontal	Pass
2**	2389.950	48.56	-0.59	54.0	5.44	AV	245.00	150	Horizontal	Pass

802.11g CHANNEL 2



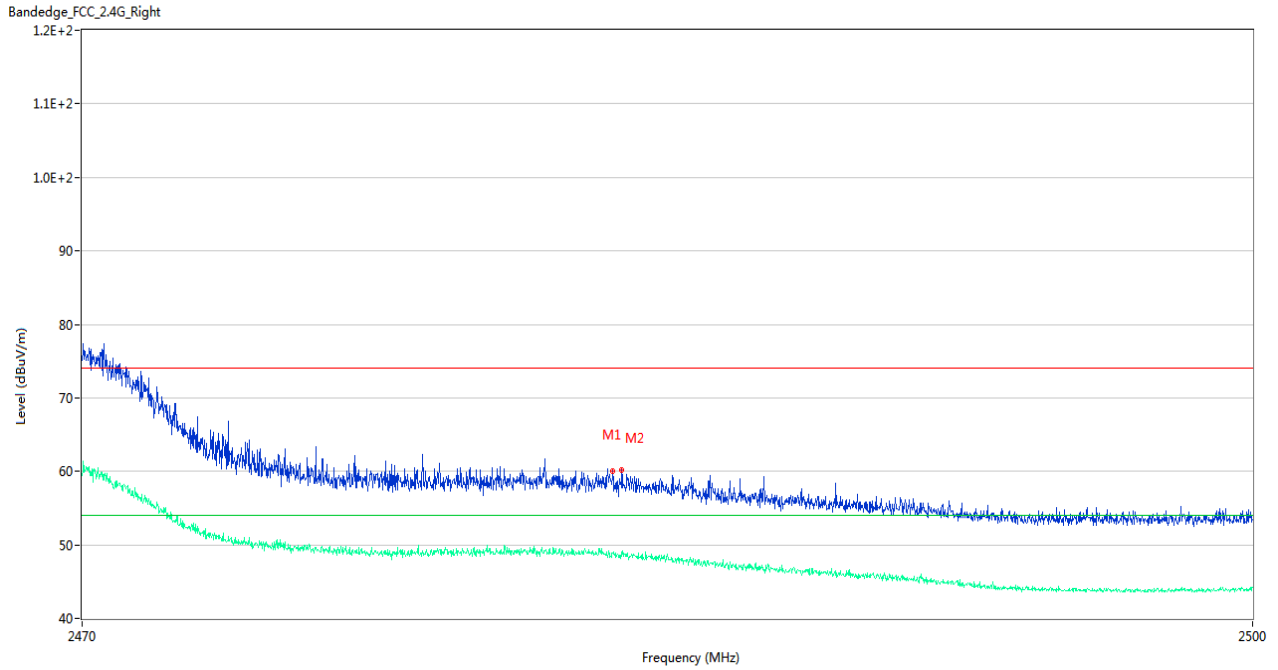
No.	Frequency (MHz)	Results (dBuV/m)	Factor (dB)	Limit (dBuV/m)	Margin (dB)	Detector	Table (Degree)	Height (cm)	Antenna	Verdict
1	2387.100	61.63	-0.68	74.0	12.37	Peak	285.00	150	Horizontal	Pass
1**	2387.100	46.43	-0.68	54.0	7.57	AV	285.00	150	Horizontal	Pass
2	2389.950	56.37	-0.59	74.0	17.63	Peak	187.00	150	Horizontal	Pass
2**	2389.950	47.21	-0.59	54.0	6.79	AV	187.00	150	Horizontal	Pass

802.11g CHANNEL 8



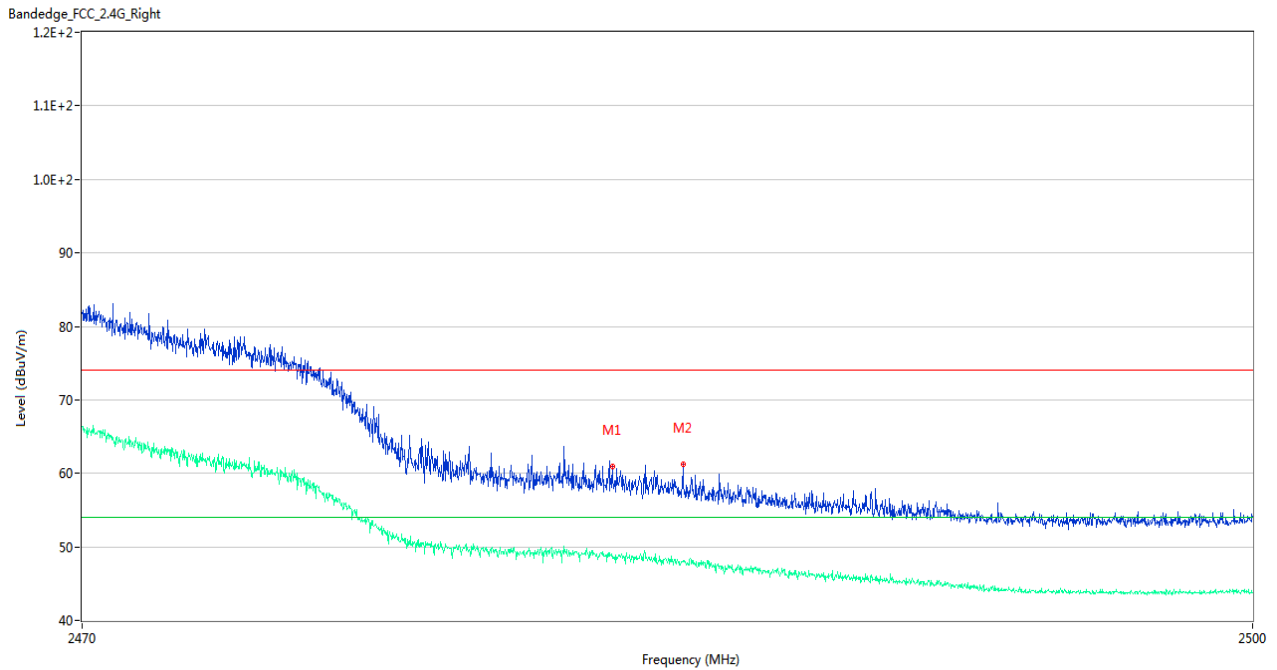
No.	Frequency (MHz)	Results (dBuV/m)	Factor (dB)	Limit (dBuV/m)	Margin (dB)	Detector	Table (Degree)	Height (cm)	Antenna	Verdict
1	2483.515	58.99	-0.05	74.0	15.01	Peak	200.00	200	Horizontal	Pass
1**	2483.515	47.66	-0.05	54.0	6.34	AV	200.00	200	Horizontal	Pass
2	2483.935	59.77	-0.09	74.0	14.23	Peak	202.00	200	Horizontal	Pass
2**	2483.935	47.42	-0.09	54.0	6.58	AV	202.00	200	Horizontal	Pass

802.11g CHANNEL 9



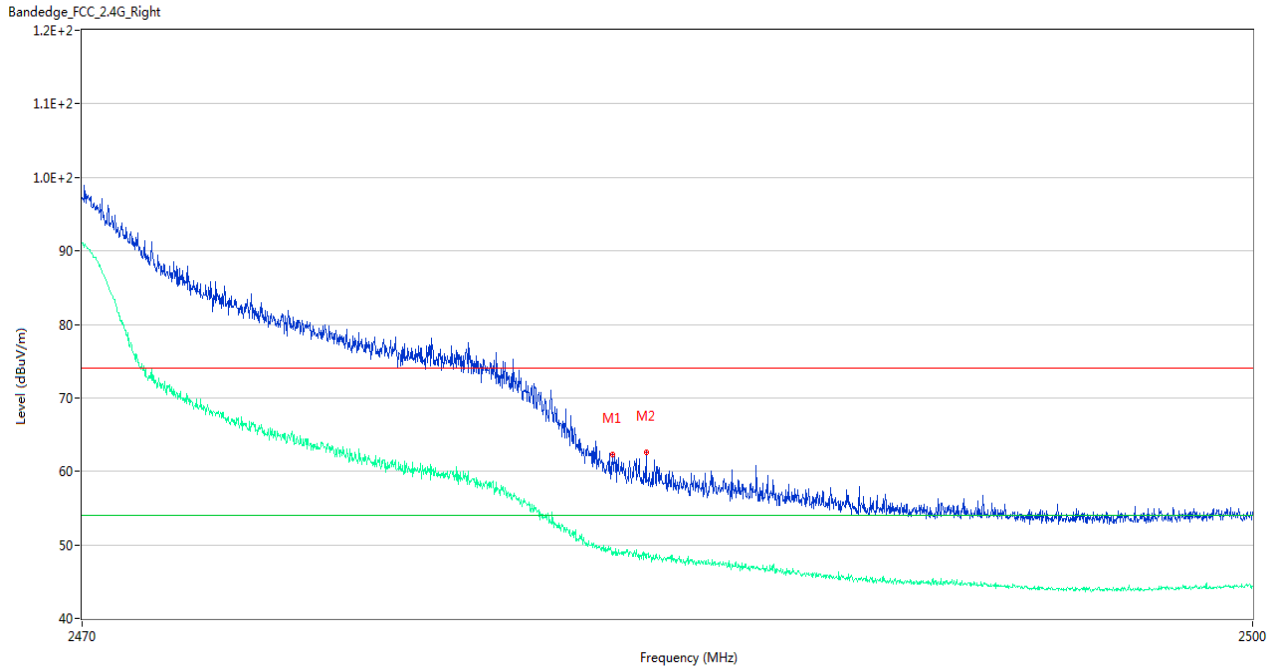
No.	Frequency (MHz)	Results (dBuV/m)	Factor (dB)	Limit (dBuV/m)	Margin (dB)	Detector	Table (Degree)	Height (cm)	Antenna	Verdict
1	2483.560	60.07	-0.06	74.0	13.93	Peak	206.00	100	Horizontal	Pass
1**	2483.560	48.89	-0.06	54.0	5.11	AV	206.00	100	Horizontal	Pass
2	2483.785	60.13	-0.08	74.0	13.87	Peak	197.00	100	Horizontal	Pass
2**	2483.785	48.48	-0.08	54.0	5.52	AV	197.00	100	Horizontal	Pass

802.11g CHANNEL 10



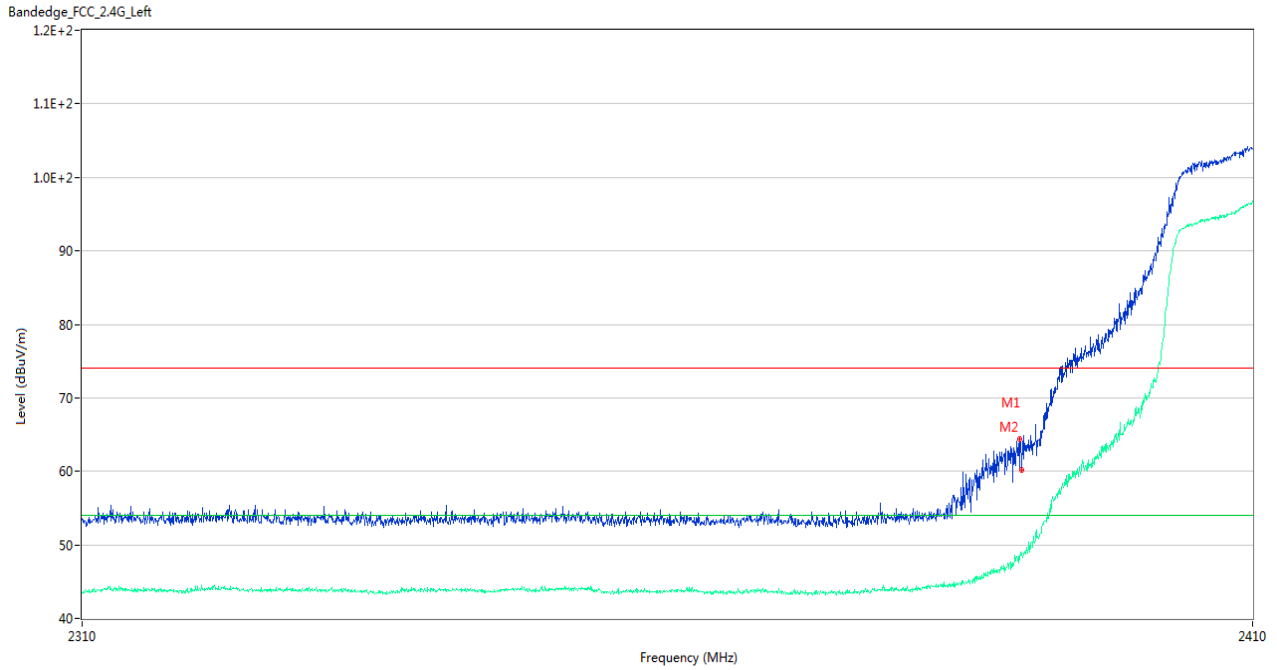
No.	Frequency (MHz)	Results (dBuV/m)	Factor (dB)	Limit (dBuV/m)	Margin (dB)	Detector	Table (Degree)	Height (cm)	Antenna	Verdict
1	2483.545	60.94	-0.06	74.0	13.06	Peak	207.00	100	Horizontal	Pass
1**	2483.545	48.49	-0.06	54.0	5.51	AV	207.00	100	Horizontal	Pass
2	2485.360	61.26	-0.17	74.0	12.74	Peak	197.00	100	Horizontal	Pass
2**	2485.360	48.06	-0.17	54.0	5.94	AV	197.00	100	Horizontal	Pass

802.11g CHANNEL 11



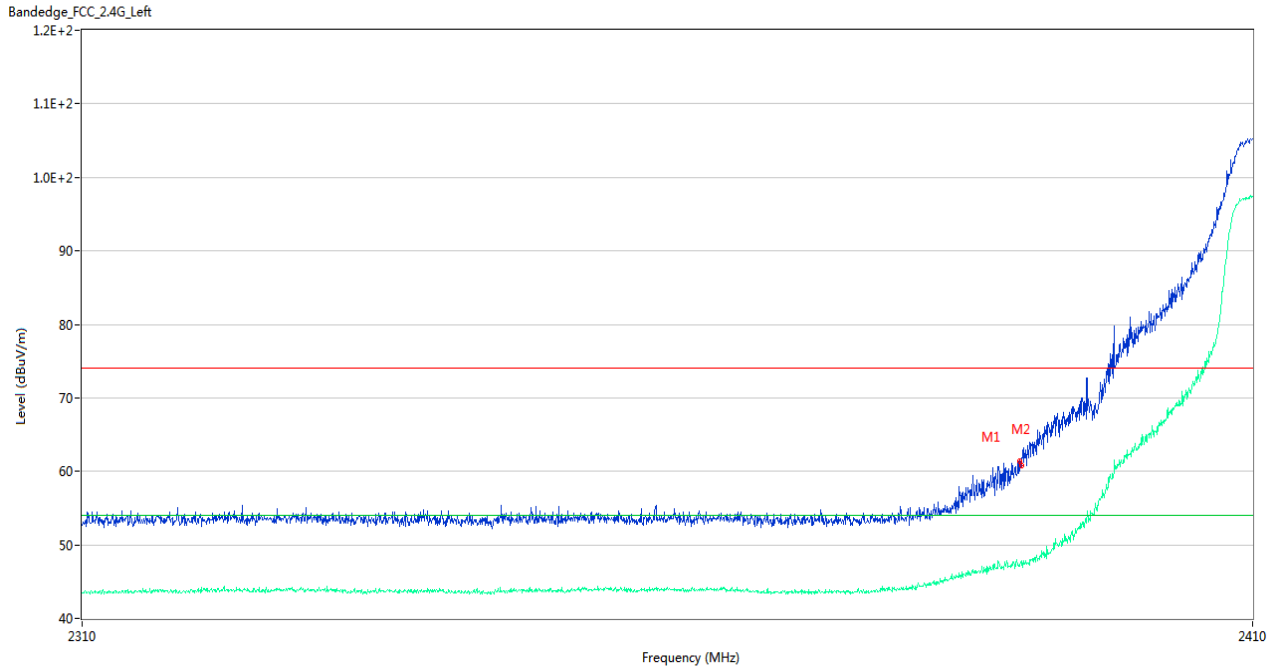
No.	Frequency (MHz)	Results (dBuV/m)	Factor (dB)	Limit (dBuV/m)	Margin (dB)	Detector	Table (Degree)	Height (cm)	Antenna	Verdict
1	2483.545	62.25	-0.20	74.0	11.75	Peak	195.00	100	Horizontal	Pass
1**	2483.545	48.61	-0.20	54.0	5.39	AV	195.00	100	Horizontal	Pass
2	2484.415	62.61	-0.14	74.0	11.39	Peak	193.00	150	Horizontal	Pass
2**	2484.415	48.12	-0.14	54.0	5.88	AV	193.00	150	Horizontal	Pass

802.11n20 CHANNEL 1



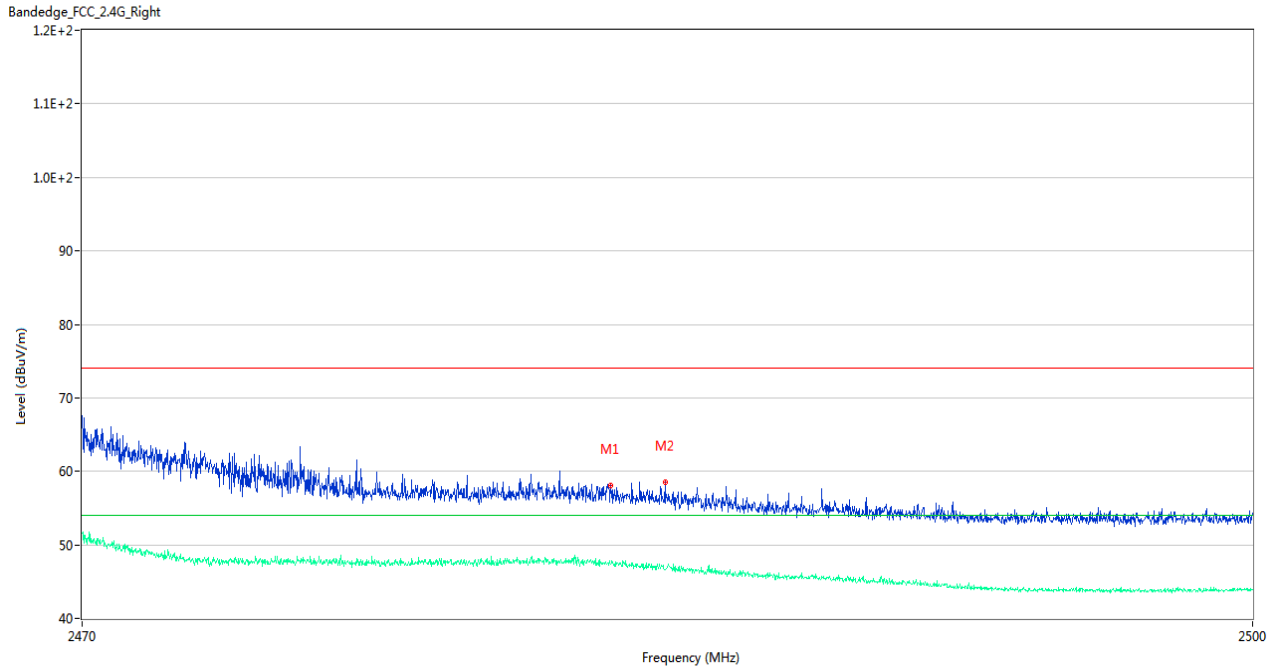
No.	Frequency (MHz)	Results (dBuV/m)	Factor (dB)	Limit (dBuV/m)	Margin (dB)	Detector	Table (Degree)	Height (cm)	Antenna	Verdict
1	2389.800	64.37	-0.63	74.0	9.63	Peak	197.00	150	Horizontal	Pass
1**	2389.800	47.93	-0.63	54.0	6.07	AV	197.00	150	Horizontal	Pass
2	2389.950	60.15	-0.59	74.0	13.85	Peak	260.00	100	Horizontal	Pass
2**	2389.950	48.87	-0.59	54.0	5.13	AV	260.00	100	Horizontal	Pass

802.11n20 CHANNEL 2



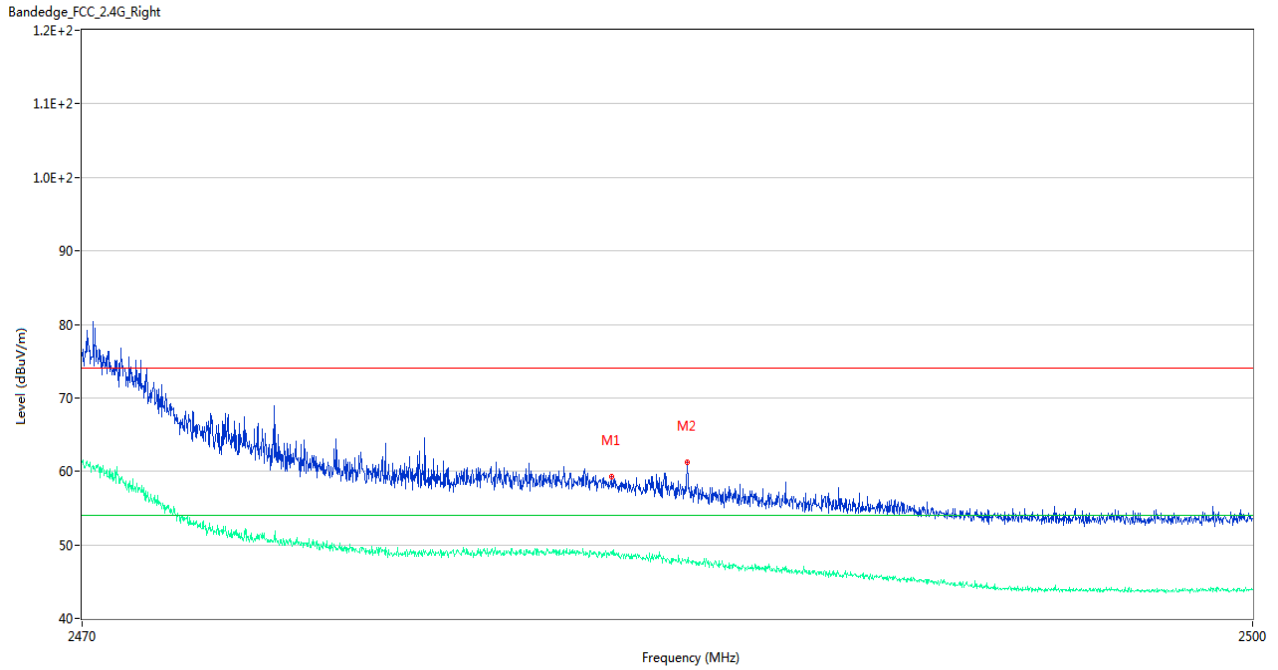
No.	Frequency (MHz)	Results (dBuV/m)	Factor (dB)	Limit (dBuV/m)	Margin (dB)	Detector	Table (Degree)	Height (cm)	Antenna	Verdict
1	2389.750	61.41	-0.60	74.0	12.59	Peak	283.00	100	Horizontal	Pass
1**	2389.750	47.29	-0.60	54.0	6.71	AV	283.00	100	Horizontal	Pass
2	2389.950	60.78	-0.59	74.0	13.22	Peak	283.00	200	Horizontal	Pass
2**	2389.950	47.87	-0.59	54.0	6.13	AV	283.00	200	Horizontal	Pass

802.11n20 CHANNEL 8



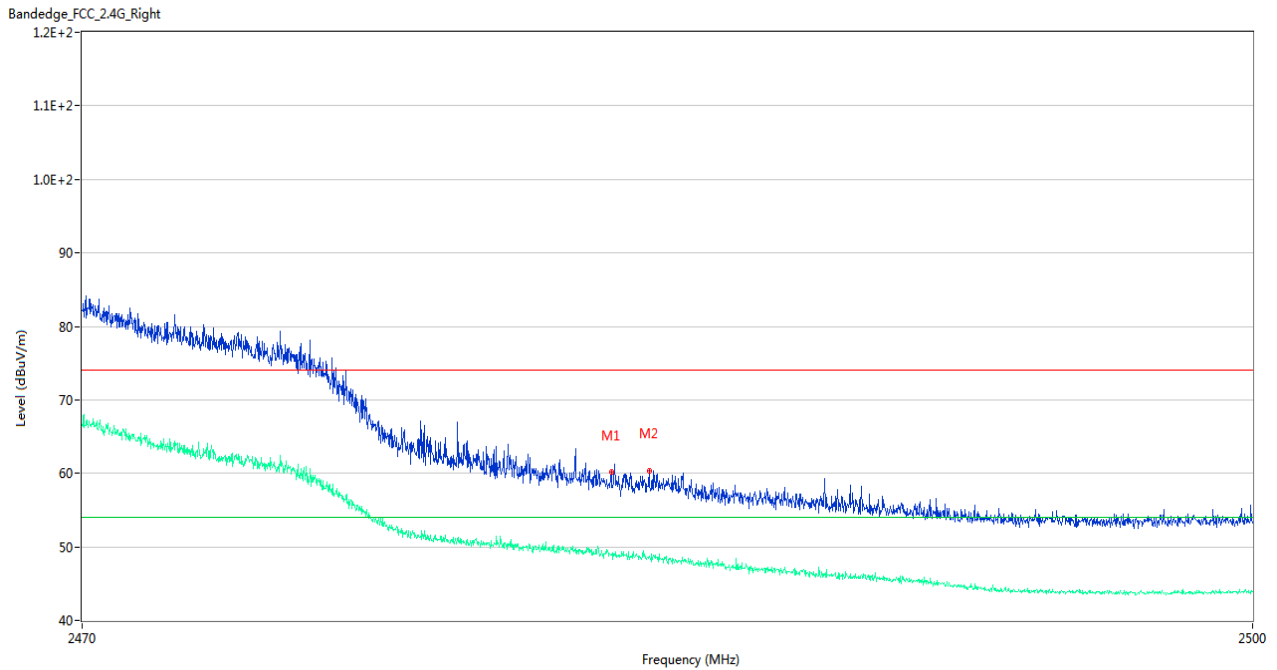
No.	Frequency (MHz)	Results (dBuV/m)	Factor (dB)	Limit (dBuV/m)	Margin (dB)	Detector	Table (Degree)	Height (cm)	Antenna	Verdict
1	2483.500	58.04	-0.05	74.0	15.96	Peak	195.00	200	Horizontal	Pass
1**	2483.500	47.33	-0.05	54.0	6.67	AV	195.00	200	Horizontal	Pass
2	2484.895	58.51	-0.15	74.0	15.49	Peak	189.00	100	Horizontal	Pass
2**	2484.895	46.66	-0.15	54.0	7.34	AV	189.00	100	Horizontal	Pass

802.11n20 CHANNEL 9



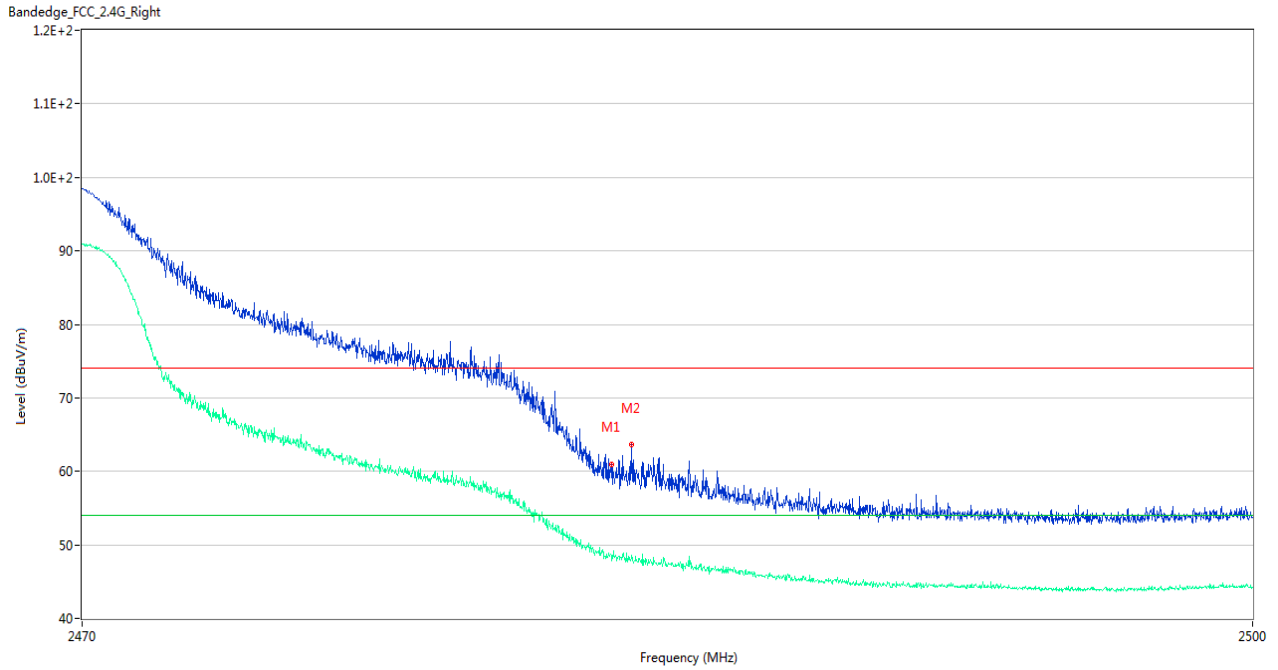
No.	Frequency (MHz)	Results (dBuV/m)	Factor (dB)	Limit (dBuV/m)	Margin (dB)	Detector	Table (Degree)	Height (cm)	Antenna	Verdict
1	2483.515	59.29	-0.05	74.0	14.71	Peak	183.00	100	Horizontal	Pass
1**	2483.515	48.76	-0.05	54.0	5.24	AV	183.00	100	Horizontal	Pass
2	2485.465	61.25	-0.18	74.0	12.75	Peak	188.00	200	Horizontal	Pass
2**	2485.465	47.68	-0.18	54.0	6.32	AV	188.00	200	Horizontal	Pass

802.11n20 CHANNEL 10



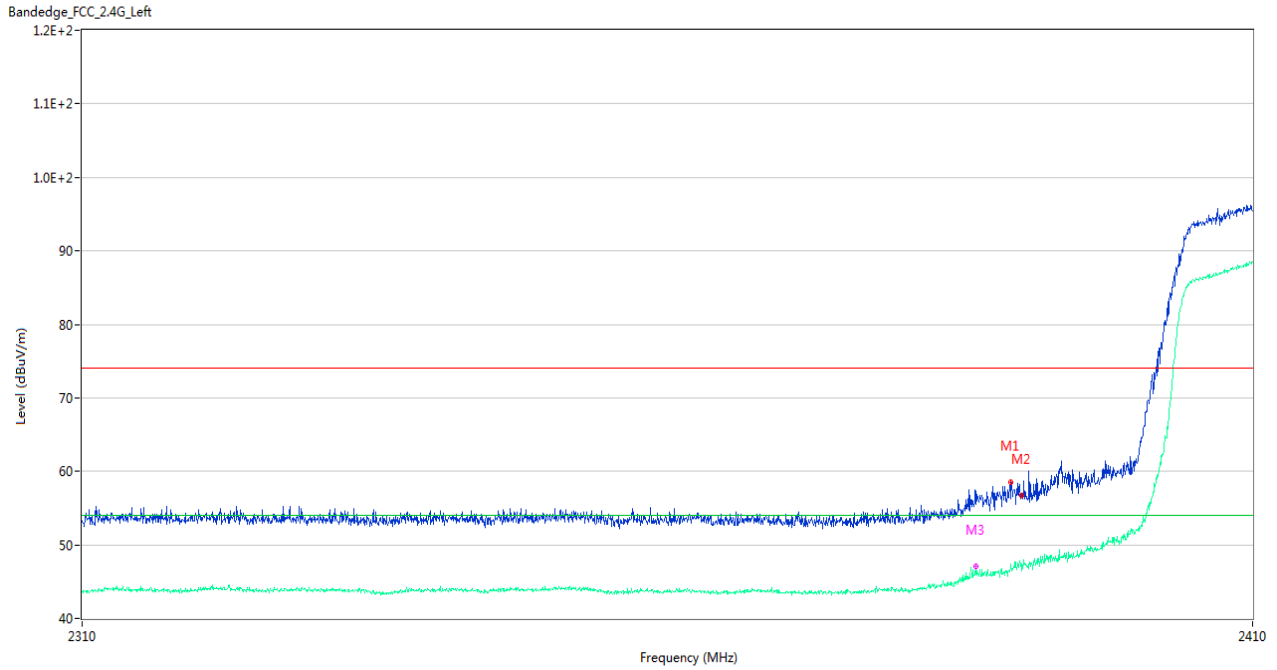
No.	Frequency (MHz)	Results (dBuV/m)	Factor (dB)	Limit (dBuV/m)	Margin (dB)	Detector	Table (Degree)	Height (cm)	Antenna	Verdict
1	2483.515	60.13	-0.05	74.0	13.87	Peak	207.00	100	Horizontal	Pass
1**	2483.515	48.90	-0.05	54.0	5.10	AV	207.00	100	Horizontal	Pass
2	2484.490	60.39	-0.14	74.0	13.61	Peak	222.00	200	Horizontal	Pass
2**	2484.490	48.67	-0.14	54.0	5.33	AV	222.00	200	Horizontal	Pass

802.11n20 CHANNEL 11



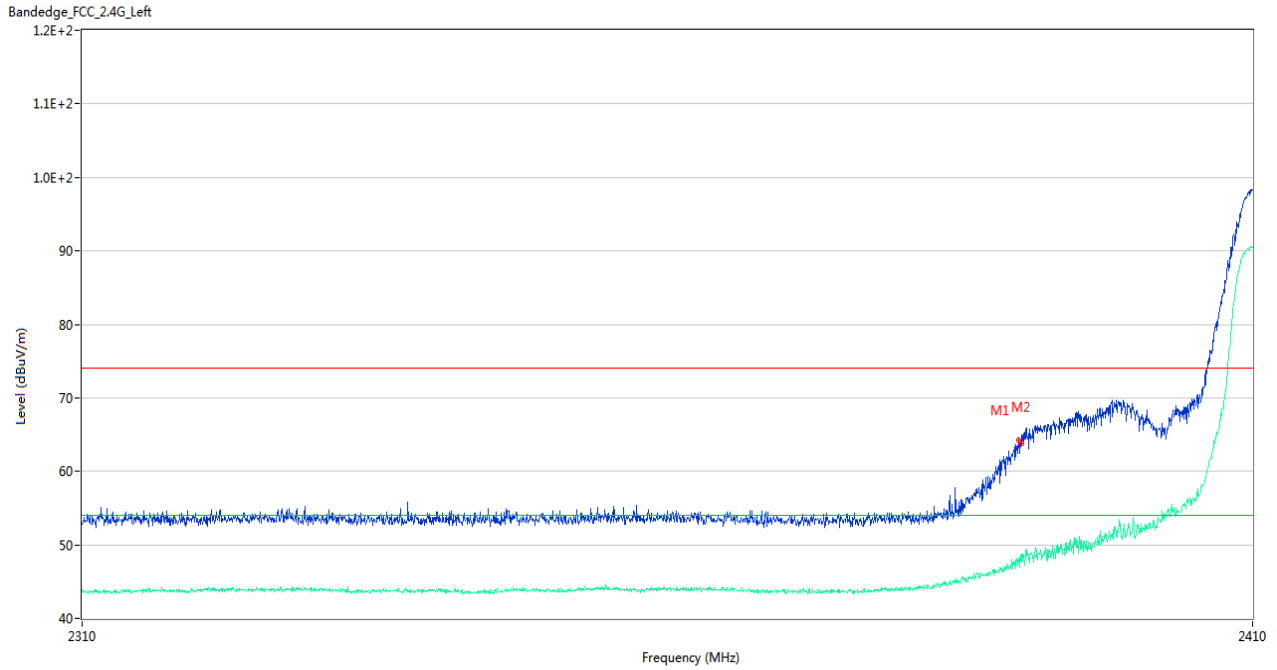
No.	Frequency (MHz)	Results (dBuV/m)	Factor (dB)	Limit (dBuV/m)	Margin (dB)	Detector	Table (Degree)	Height (cm)	Antenna	Verdict
1	2483.515	61.01	-0.20	74.0	12.99	Peak	280.00	100	Horizontal	Pass
1**	2483.515	48.64	-0.20	54.0	5.36	AV	280.00	100	Horizontal	Pass
2	2484.025	63.67	-0.17	74.0	10.33	Peak	209.00	100	Horizontal	Pass
2**	2484.025	48.19	-0.17	54.0	5.81	AV	209.00	100	Horizontal	Pass

802.11n40 CHANNEL 3



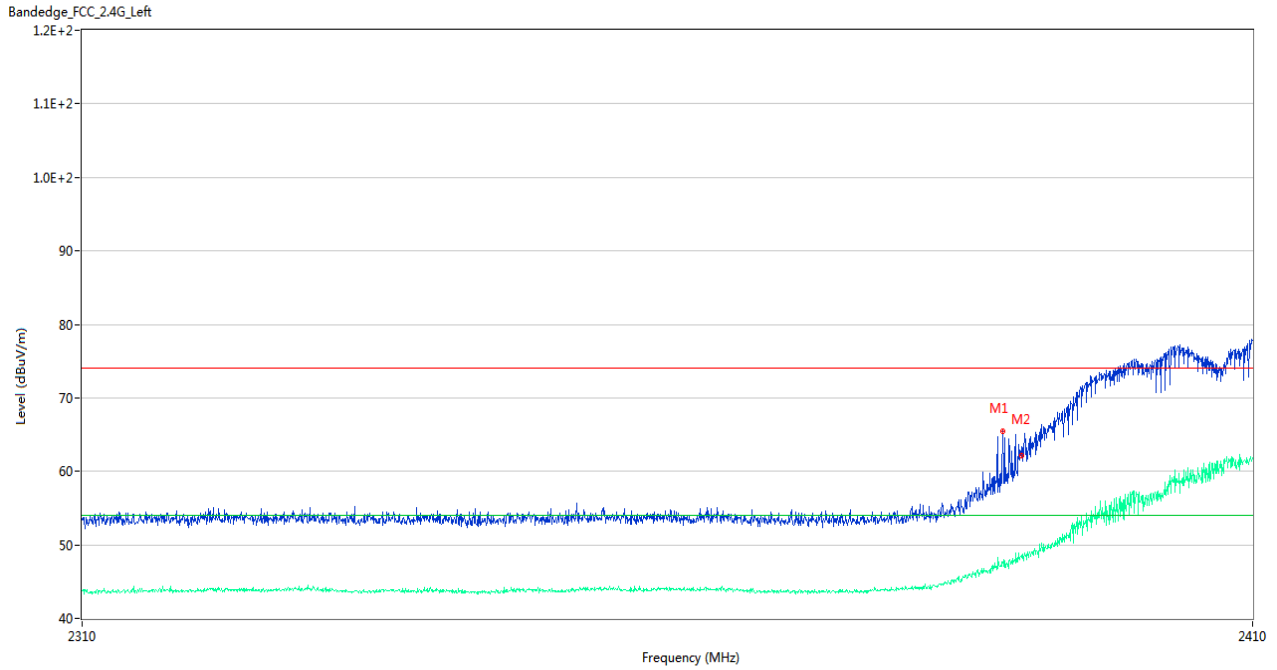
No.	Frequency (MHz)	Results (dBuV/m)	Factor (dB)	Limit (dBuV/m)	Margin (dB)	Detector	Table (Degree)	Height (cm)	Antenna	Verdict
1	2388.950	58.50	-0.82	74.0	15.50	Peak	194.00	200	Horizontal	Pass
1**	2388.950	47.13	-0.82	54.0	6.87	AV	194.00	200	Horizontal	Pass
2	2389.950	56.68	-0.59	74.0	17.32	Peak	233.00	150	Horizontal	Pass
2**	2389.950	47.32	-0.59	54.0	6.68	AV	233.00	150	Horizontal	Pass
3	2385.950	57.25	-0.49	74.0	16.75	Peak	199.00	100	Horizontal	Pass
3**	2385.950	47.12	-0.49	54.0	6.88	AV	199.00	100	Horizontal	Pass

802.11n40 CHANNEL 4



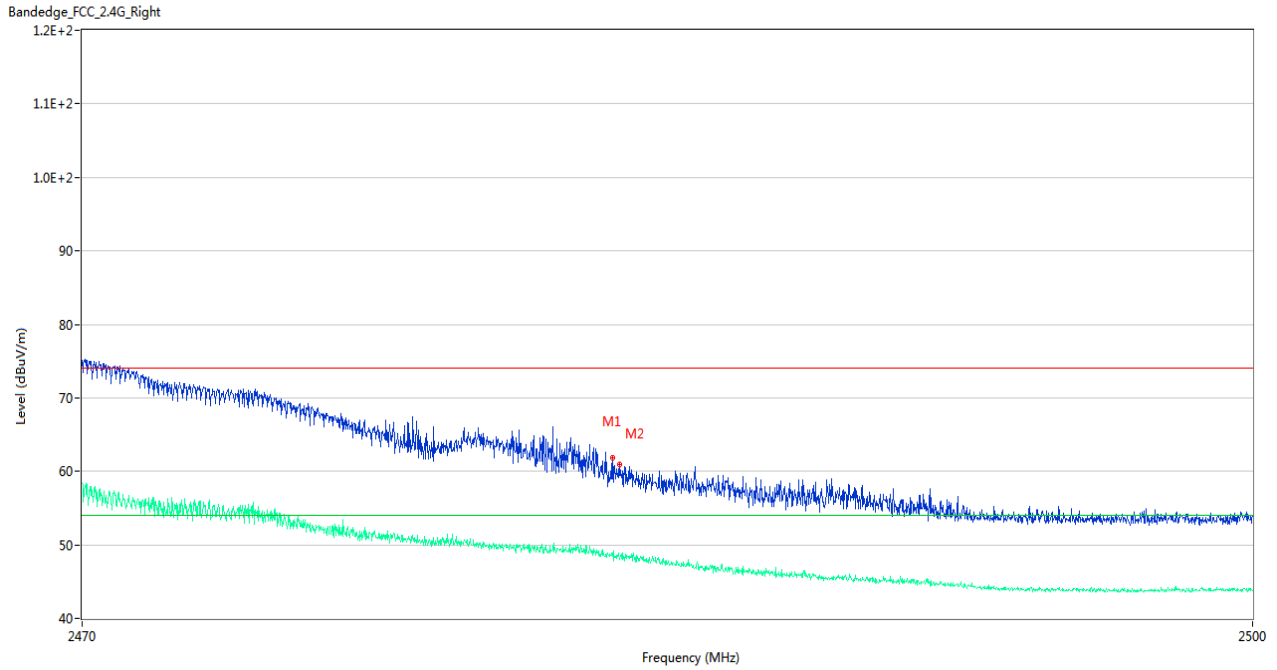
No.	Frequency (MHz)	Results (dBuV/m)	Factor (dB)	Limit (dBuV/m)	Margin (dB)	Detector	Table (Degree)	Height (cm)	Antenna	Verdict
1	2389.700	64.30	-0.60	74.0	9.70	Peak	193.00	100	Horizontal	Pass
1**	2389.700	47.75	-0.60	54.0	6.25	AV	193.00	100	Horizontal	Pass
2	2389.950	63.83	-0.59	74.0	10.17	Peak	199.00	100	Horizontal	Pass
2**	2389.950	47.74	-0.59	54.0	6.26	AV	199.00	100	Horizontal	Pass

802.11n40 CHANNEL 5



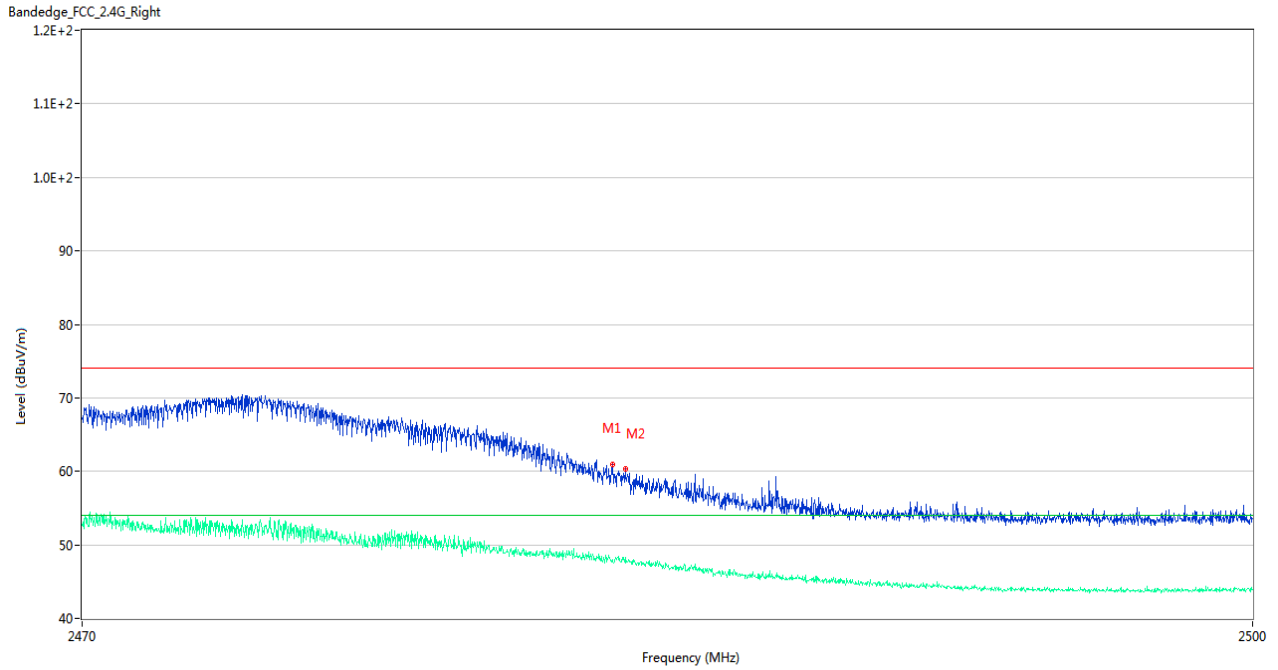
No.	Frequency (MHz)	Results (dBuV/m)	Factor (dB)	Limit (dBuV/m)	Margin (dB)	Detector	Table (Degree)	Height (cm)	Antenna	Verdict
1	2388.300	65.43	-0.65	74.0	8.57	Peak	194.00	200	Horizontal	Pass
1**	2388.300	47.54	-0.65	54.0	6.46	AV	194.00	200	Horizontal	Pass
2	2389.950	62.15	-0.59	74.0	11.85	Peak	178.00	200	Horizontal	Pass
2**	2389.950	48.32	-0.59	54.0	5.68	AV	178.00	200	Horizontal	Pass

802.11n40 CHANNEL 6



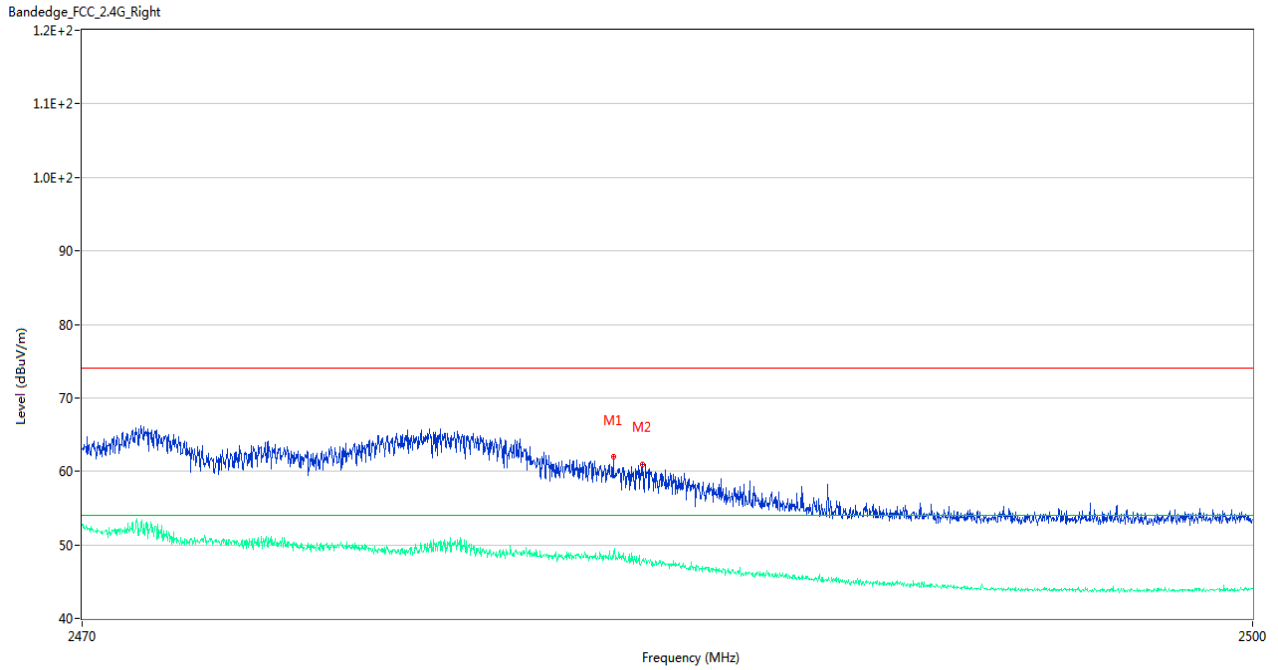
No.	Frequency (MHz)	Results (dBuV/m)	Factor (dB)	Limit (dBuV/m)	Margin (dB)	Detector	Table (Degree)	Height (cm)	Antenna	Verdict
1	2483.560	61.83	-0.06	74.0	12.17	Peak	187.00	200	Horizontal	Pass
1**	2483.560	48.55	-0.06	54.0	5.45	AV	187.00	200	Horizontal	Pass
2	2483.740	60.95	-0.07	74.0	13.05	Peak	279.00	100	Horizontal	Pass
2**	2483.740	47.92	-0.07	54.0	6.08	AV	279.00	100	Horizontal	Pass

802.11n40 CHANNEL 7



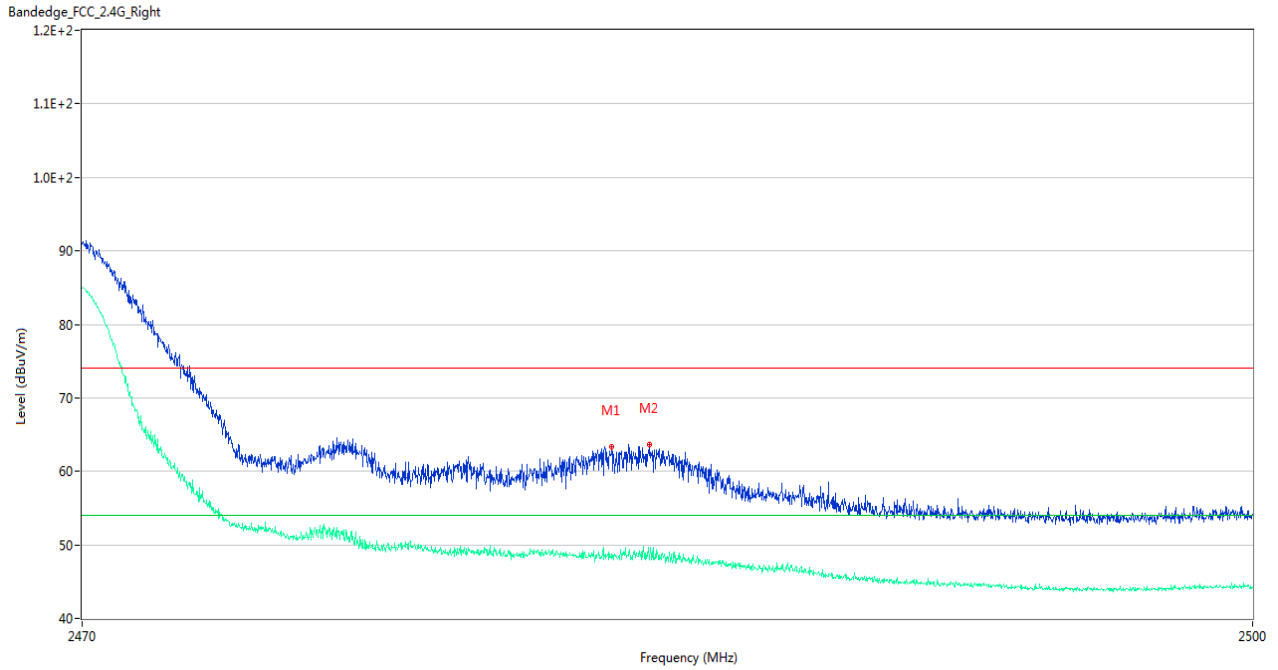
No.	Frequency (MHz)	Results (dBuV/m)	Factor (dB)	Limit (dBuV/m)	Margin (dB)	Detector	Table (Degree)	Height (cm)	Antenna	Verdict
1	2483.560	60.91	-0.06	74.0	13.09	Peak	204.00	150	Horizontal	Pass
1**	2483.560	47.61	-0.06	54.0	6.39	AV	204.00	150	Horizontal	Pass
2	2483.875	60.37	-0.09	74.0	13.63	Peak	194.00	100	Horizontal	Pass
2**	2483.875	48.31	-0.09	54.0	5.69	AV	194.00	100	Horizontal	Pass

802.11n40 CHANNEL 8



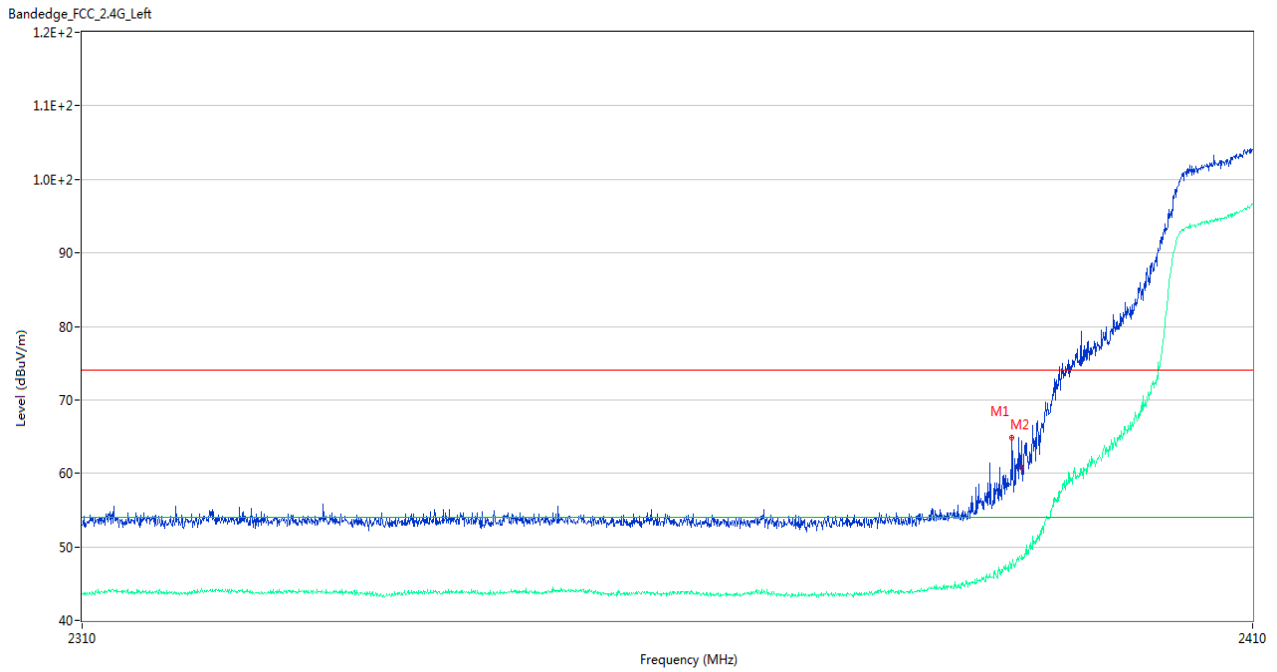
No.	Frequency (MHz)	Results (dBuV/m)	Factor (dB)	Limit (dBuV/m)	Margin (dB)	Detector	Table (Degree)	Height (cm)	Antenna	Verdict
1	2483.575	61.94	-0.06	74.0	12.06	Peak	200.00	150	Horizontal	Pass
1**	2483.575	48.21	-0.06	54.0	5.79	AV	200.00	150	Horizontal	Pass
2	2484.310	61.01	-0.13	74.0	12.99	Peak	205.00	100	Horizontal	Pass
2**	2484.310	47.79	-0.13	54.0	6.21	AV	205.00	100	Horizontal	Pass

802.11n40 CHANNEL 9



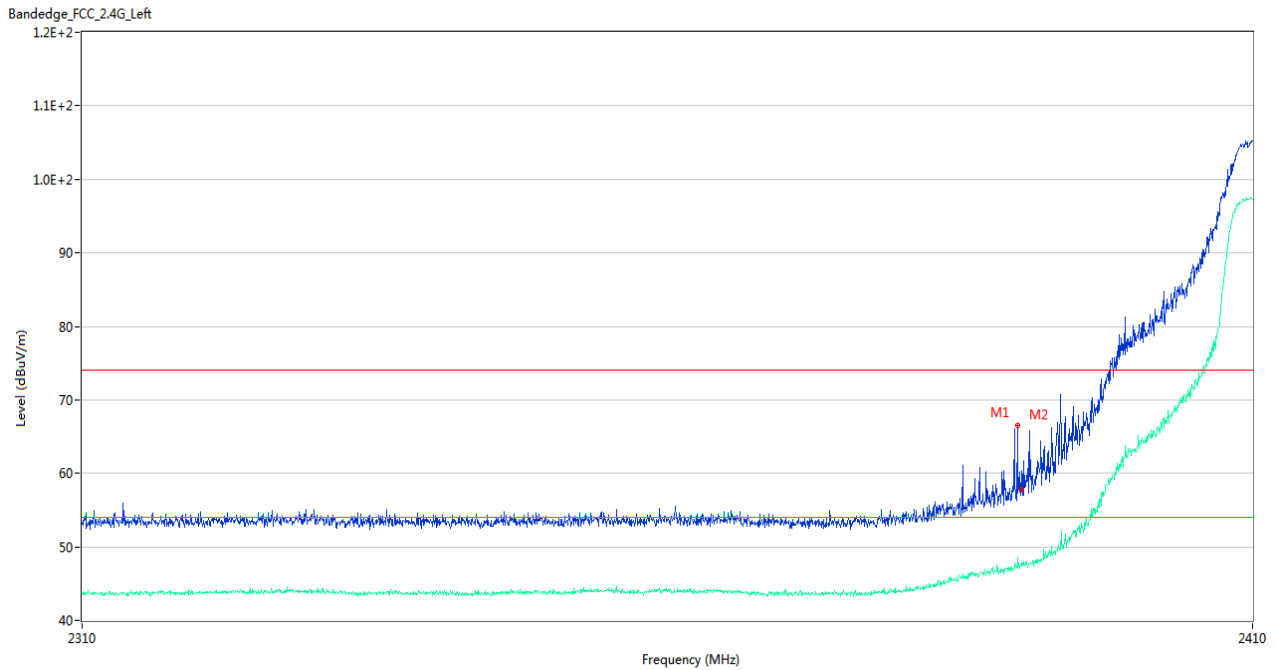
No.	Frequency (MHz)	Results (dBuV/m)	Factor (dB)	Limit (dBuV/m)	Margin (dB)	Detector	Table (Degree)	Height (cm)	Antenna	Verdict
1	2483.530	63.36	-0.20	74.0	10.64	Peak	206.00	200	Horizontal	Pass
1**	2483.530	48.81	-0.20	54.0	5.19	AV	206.00	200	Horizontal	Pass
2	2484.505	63.64	-0.13	74.0	10.36	Peak	206.00	200	Horizontal	Pass
2**	2484.505	48.03	-0.13	54.0	5.97	AV	206.00	200	Horizontal	Pass

VHT20 CHANNEL 1



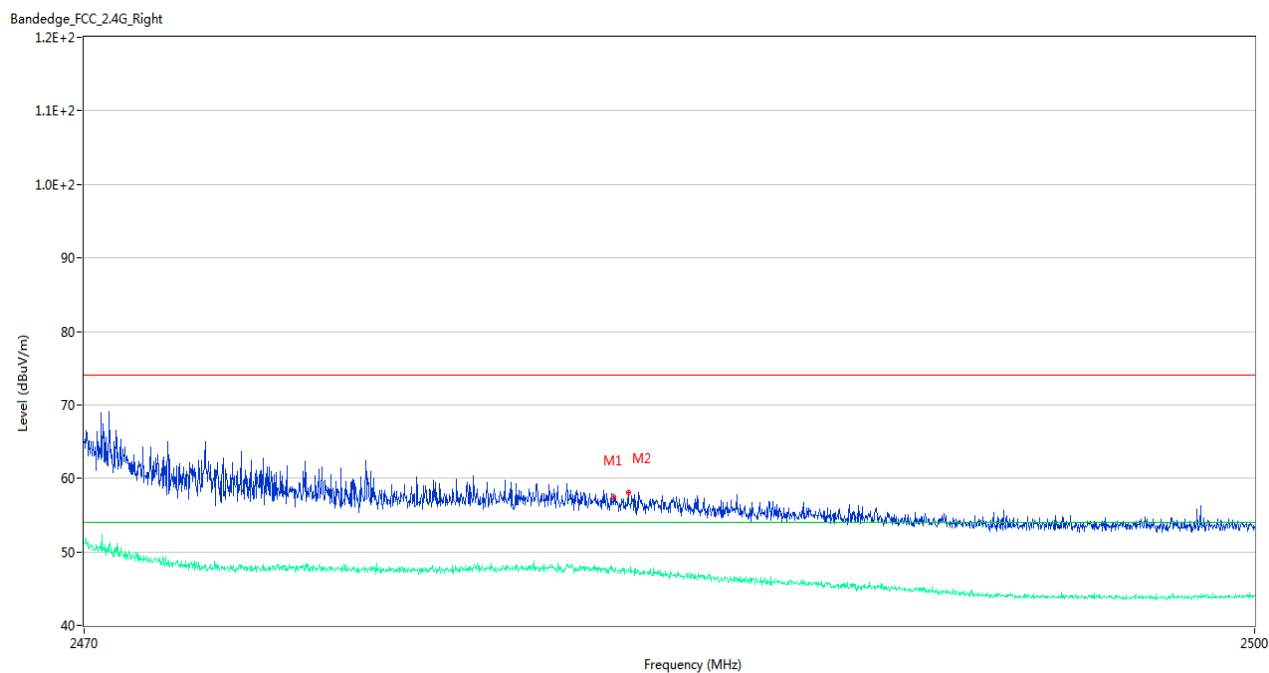
No.	Frequency (MHz)	Results (dBuV/m)	Factor (dB)	Limit (dBuV/m)	Margin (dB)	Detector	Table (Degree)	Height (cm)	Antenna	Verdict
1	2389.100	64.90	-0.79	74.0	9.10	Peak	190.00	150	Horizontal	Pass
1**	2389.100	47.02	-0.79	54.0	6.98	AV	190.00	150	Horizontal	Pass
2	2389.950	60.81	-0.59	74.0	13.19	Peak	354.00	150	Horizontal	Pass
2**	2389.950	48.90	-0.59	54.0	5.10	AV	354.00	150	Horizontal	Pass

VHT20 CHANNEL 2



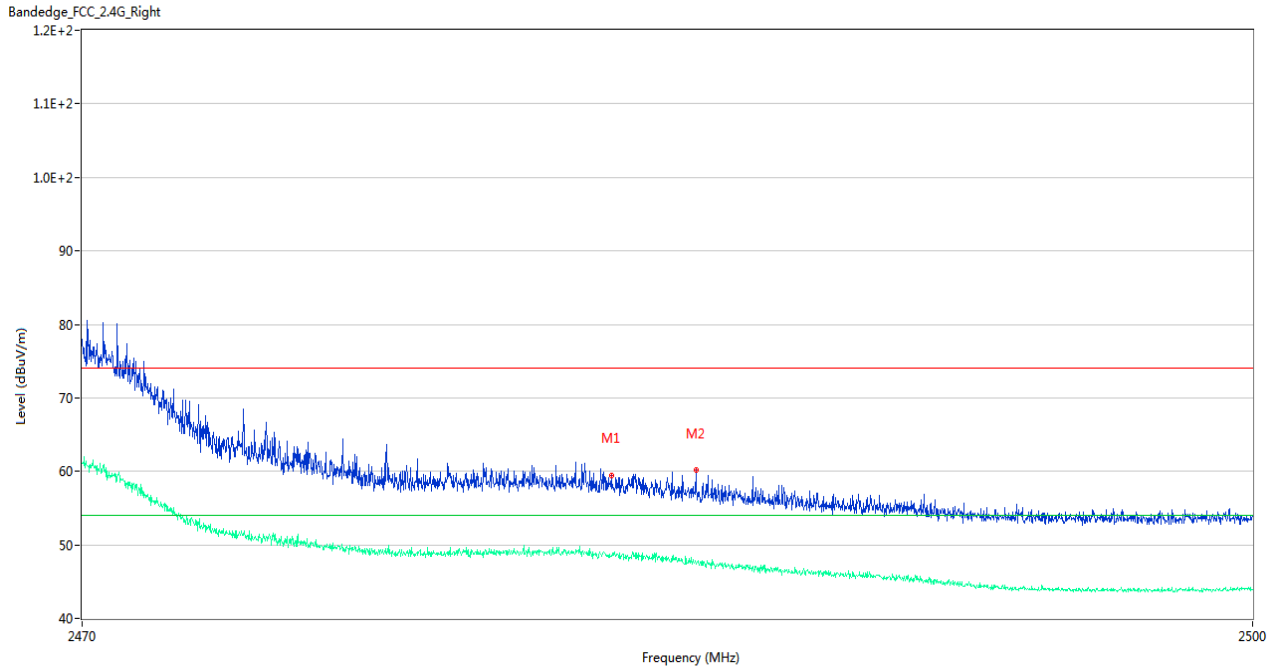
No.	Frequency (MHz)	Results (dBuV/m)	Factor (dB)	Limit (dBuV/m)	Margin (dB)	Detector	Table (Degree)	Height (cm)	Antenna	Verdict
1	2389.550	66.53	-0.60	74.0	7.47	Peak	238.00	150	Horizontal	Pass
1**	2389.550	47.14	-0.60	54.0	6.86	AV	238.00	150	Horizontal	Pass
2	2389.950	57.77	-0.59	74.0	16.23	Peak	192.00	100	Horizontal	Pass
2**	2389.950	47.88	-0.59	54.0	6.12	AV	192.00	100	Horizontal	Pass

VHT20 CHANNEL 8



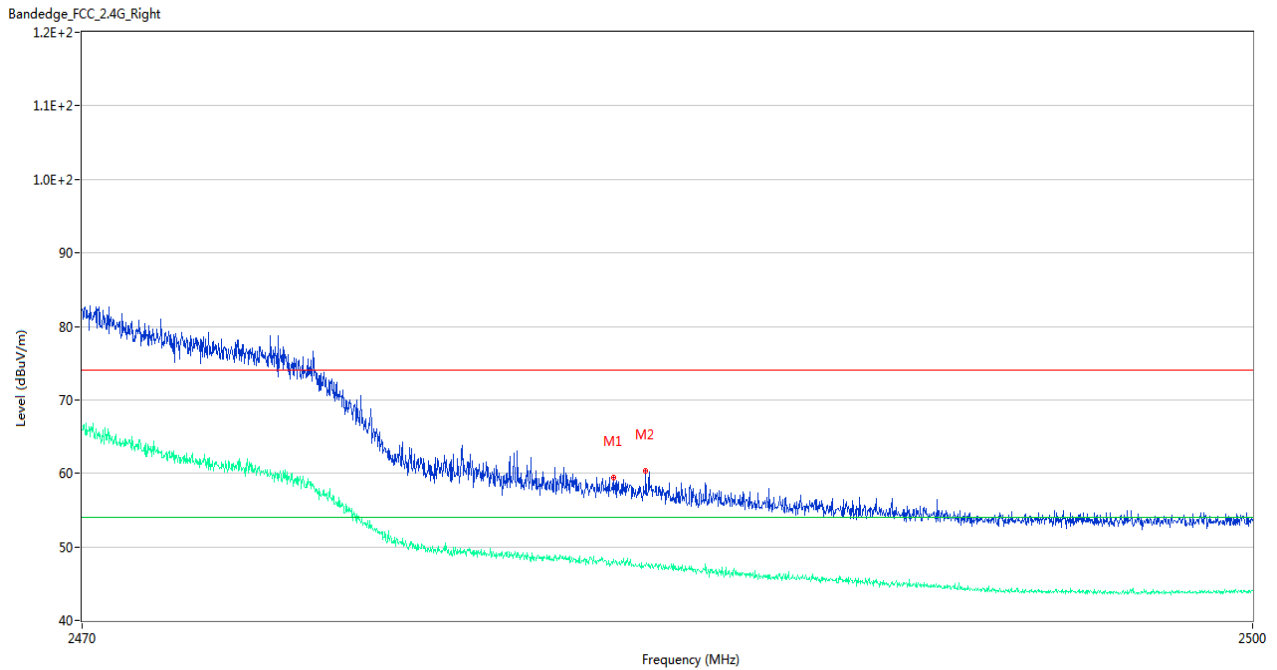
No.	Frequency (MHz)	Results (dBuV/m)	Factor (dB)	Limit (dBuV/m)	Margin (dB)	Detector	Table (Degree)	Height (cm)	Antenna	Verdict
1	2483.530	57.51	-0.05	74.0	16.49	Peak	210.00	200	Horizontal	Pass
1**	2483.530	47.36	-0.05	54.0	6.64	AV	210.00	200	Horizontal	Pass
2	2483.905	58.15	-0.09	74.0	15.85	Peak	284.00	100	Horizontal	Pass
2**	2483.905	47.41	-0.09	54.0	6.59	AV	284.00	100	Horizontal	Pass

VHT20 CHANNEL 9



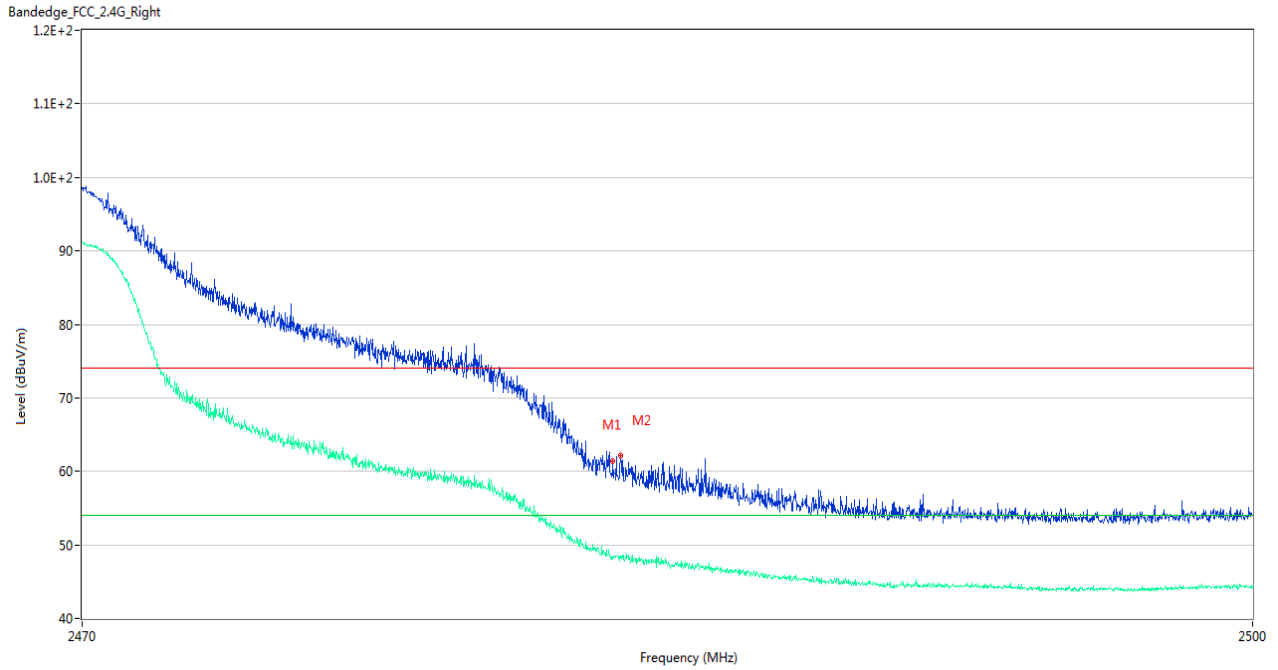
No.	Frequency (MHz)	Results (dBuV/m)	Factor (dB)	Limit (dBuV/m)	Margin (dB)	Detector	Table (Degree)	Height (cm)	Antenna	Verdict
1	2483.515	59.50	-0.05	74.0	14.50	Peak	243.00	100	Horizontal	Pass
1**	2483.515	48.44	-0.05	54.0	5.56	AV	243.00	100	Horizontal	Pass
2	2485.690	60.17	-0.19	74.0	13.83	Peak	193.00	150	Horizontal	Pass
2**	2485.690	47.39	-0.19	54.0	6.61	AV	193.00	150	Horizontal	Pass

VHT20 CHANNEL 10



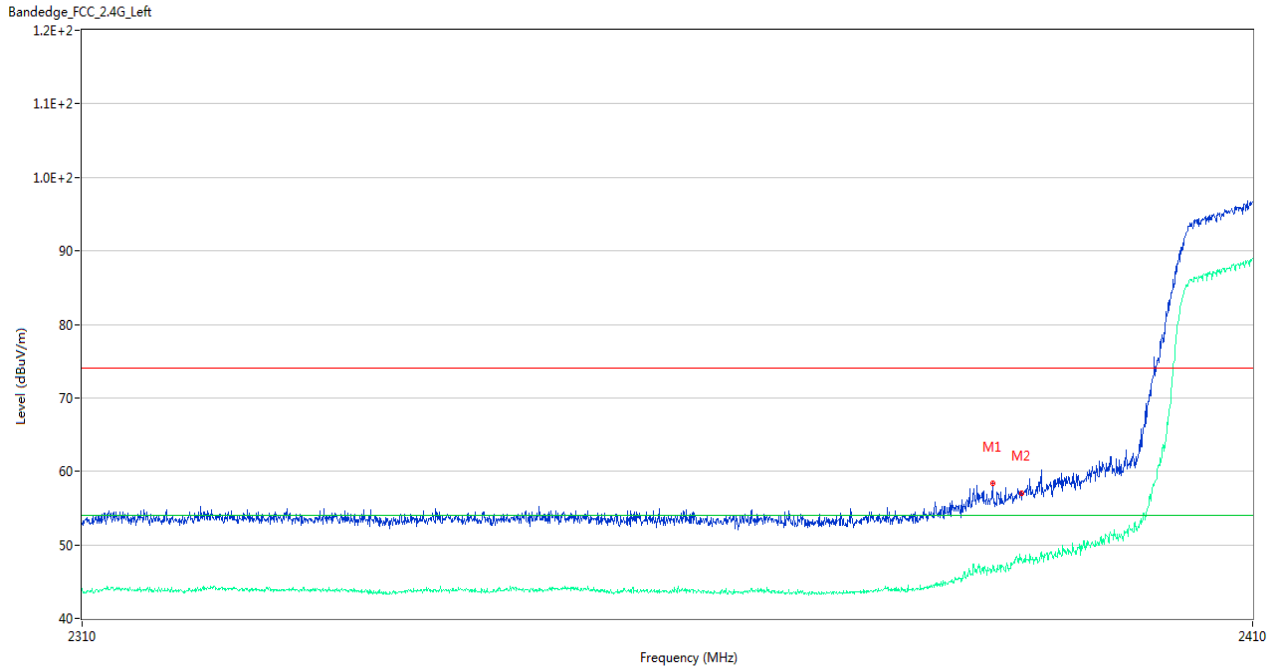
No.	Frequency (MHz)	Results (dBuV/m)	Factor (dB)	Limit (dBuV/m)	Margin (dB)	Detector	Table (Degree)	Height (cm)	Antenna	Verdict
1	2483.575	59.45	-0.06	74.0	14.55	Peak	209.00	150	Horizontal	Pass
1**	2483.575	48.30	-0.06	54.0	5.70	AV	209.00	150	Horizontal	Pass
2	2484.400	60.28	-0.13	74.0	13.72	Peak	202.00	200	Horizontal	Pass
2**	2484.400	47.50	-0.13	54.0	6.50	AV	202.00	200	Horizontal	Pass

VHT20 CHANNEL 11



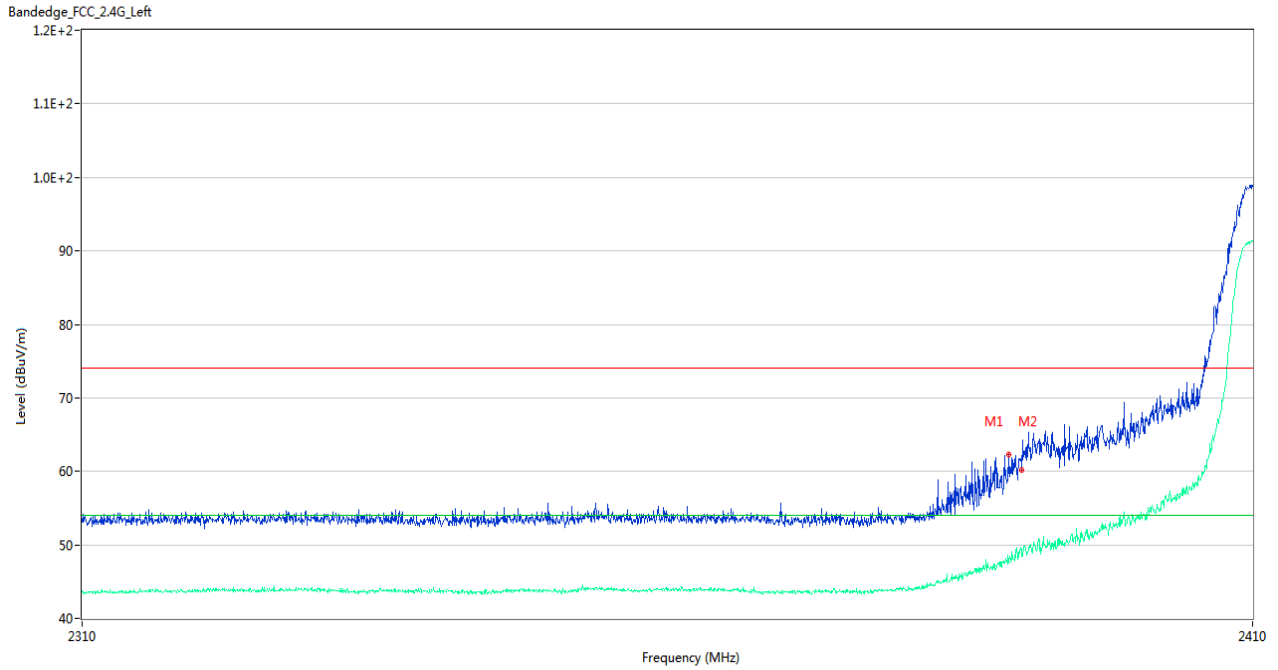
No.	Frequency (MHz)	Results (dBuV/m)	Factor (dB)	Limit (dBuV/m)	Margin (dB)	Detector	Table (Degree)	Height (cm)	Antenna	Verdict
1	2483.560	61.33	-0.20	74.0	12.67	Peak	203.00	150	Horizontal	Pass
1**	2483.560	48.20	-0.20	54.0	5.80	AV	203.00	150	Horizontal	Pass
2	2483.755	62.21	-0.19	74.0	11.79	Peak	203.00	200	Horizontal	Pass
2**	2483.755	48.42	-0.19	54.0	5.58	AV	203.00	200	Horizontal	Pass

VHT40 CHANNEL 3



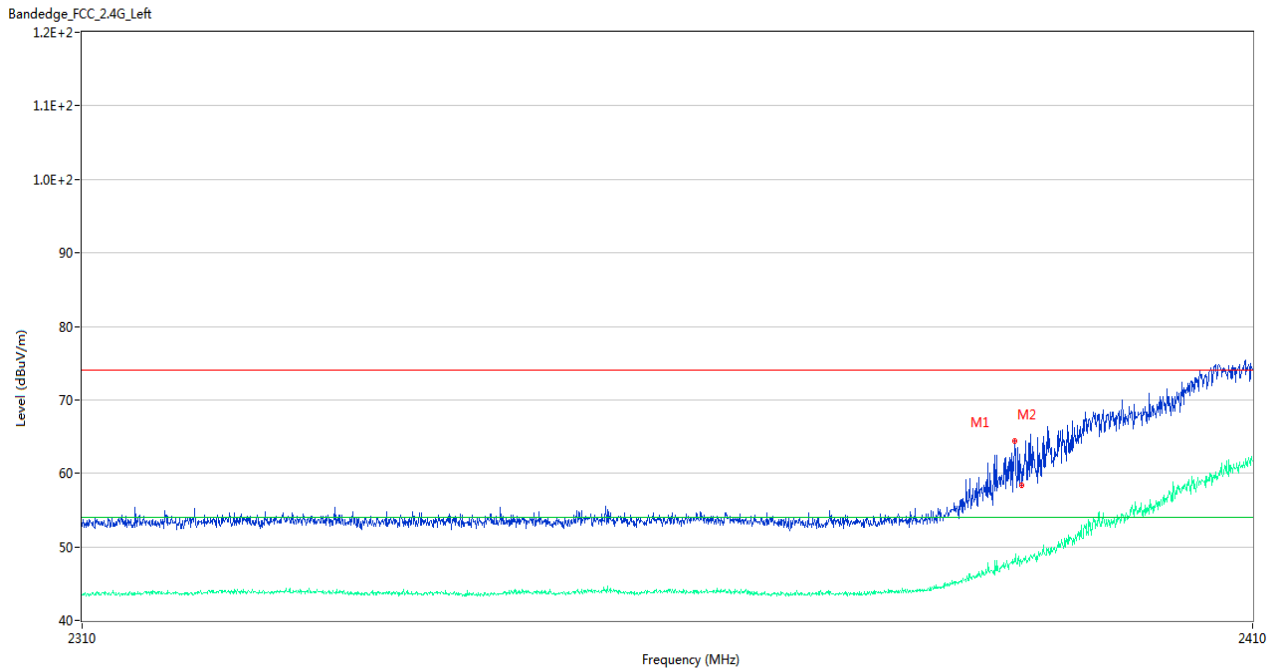
No.	Frequency (MHz)	Results (dBuV/m)	Factor (dB)	Limit (dBuV/m)	Margin (dB)	Detector	Table (Degree)	Height (cm)	Antenna	Verdict
1	2387.400	58.31	-0.61	74.0	15.69	Peak	193.00	150	Horizontal	Pass
1**	2387.400	46.89	-0.61	54.0	7.11	AV	193.00	150	Horizontal	Pass
2	2389.950	57.07	-0.59	74.0	16.93	Peak	184.00	100	Horizontal	Pass
2**	2389.950	48.13	-0.59	54.0	5.87	AV	184.00	100	Horizontal	Pass

VHT40 CHANNEL 4



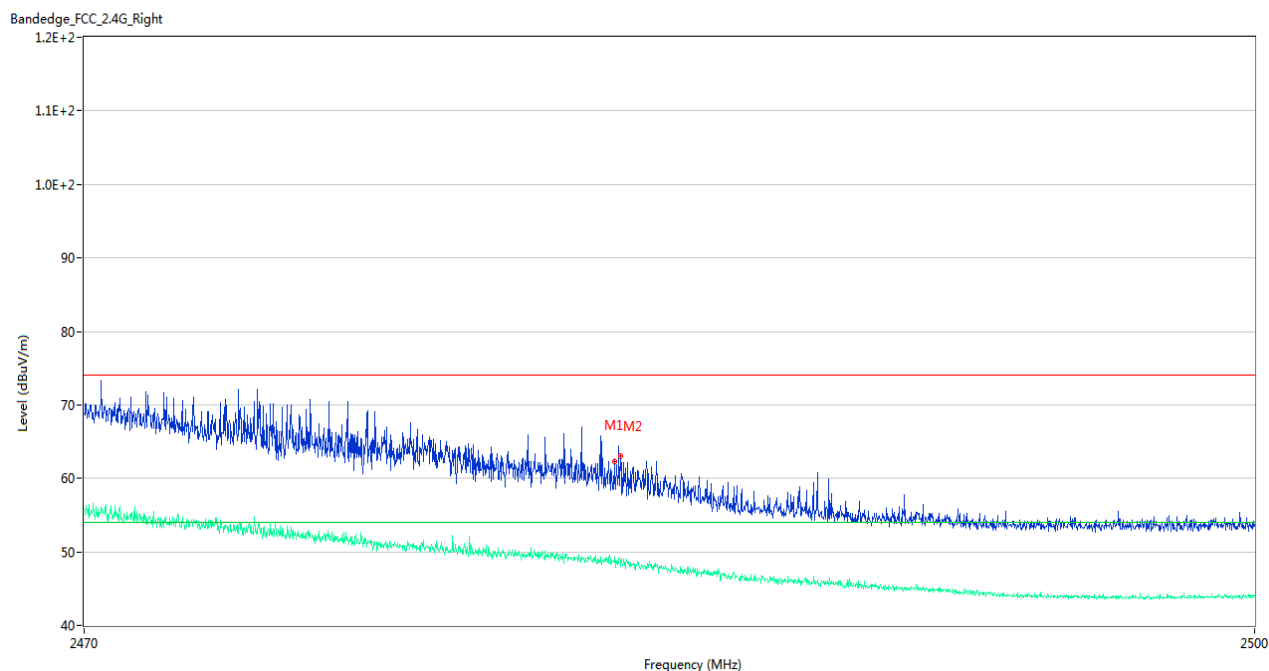
No.	Frequency (MHz)	Results (dBuV/m)	Factor (dB)	Limit (dBuV/m)	Margin (dB)	Detector	Table (Degree)	Height (cm)	Antenna	Verdict
1	2388.850	62.33	-0.63	74.0	11.67	Peak	225.00	200	Horizontal	Pass
1**	2388.850	47.48	-0.63	54.0	6.52	AV	225.00	200	Horizontal	Pass
2	2389.950	60.15	-0.59	74.0	13.85	Peak	190.00	200	Horizontal	Pass
2**	2389.950	48.50	-0.59	54.0	5.50	AV	190.00	200	Horizontal	Pass

VHT40 CHANNEL 5



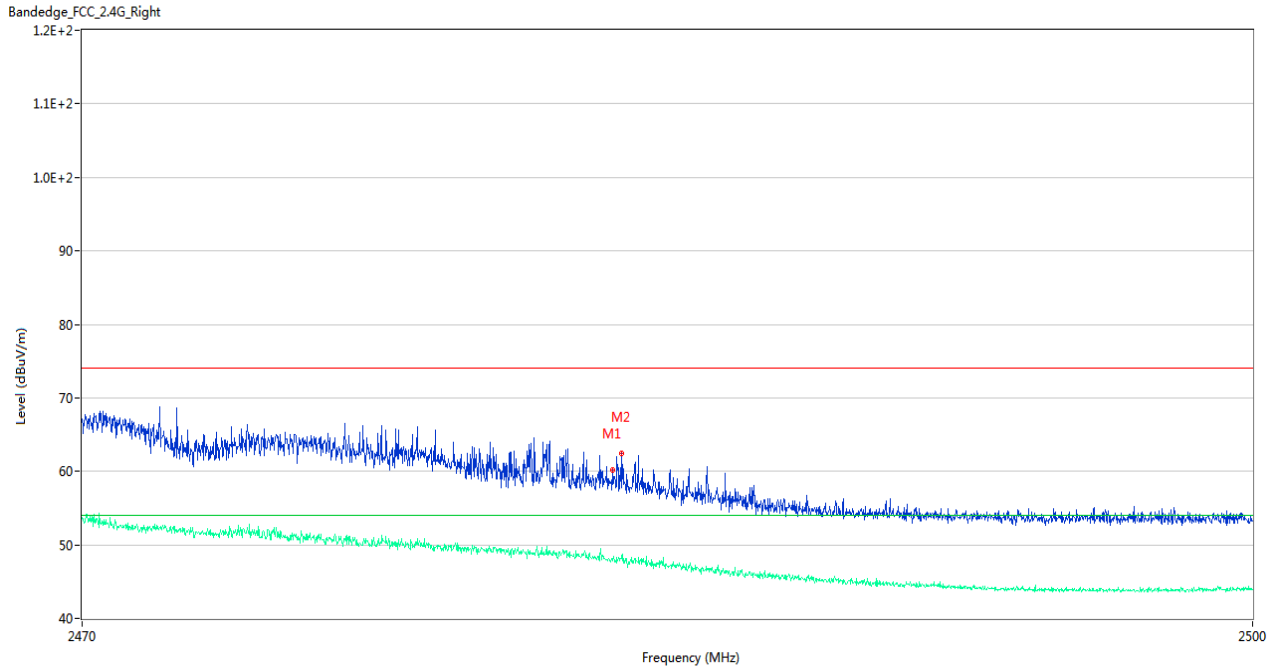
No.	Frequency (MHz)	Results (dBuV/m)	Factor (dB)	Limit (dBuV/m)	Margin (dB)	Detector	Table (Degree)	Height (cm)	Antenna	Verdict
1	2389.300	64.35	-0.61	74.0	9.65	Peak	239.00	100	Horizontal	Pass
1**	2389.300	48.17	-0.61	54.0	5.83	AV	239.00	100	Horizontal	Pass
2	2389.950	58.45	-0.59	74.0	15.55	Peak	207.00	200	Horizontal	Pass
2**	2389.950	47.63	-0.59	54.0	6.37	AV	207.00	200	Horizontal	Pass

VHT40 CHANNEL 6



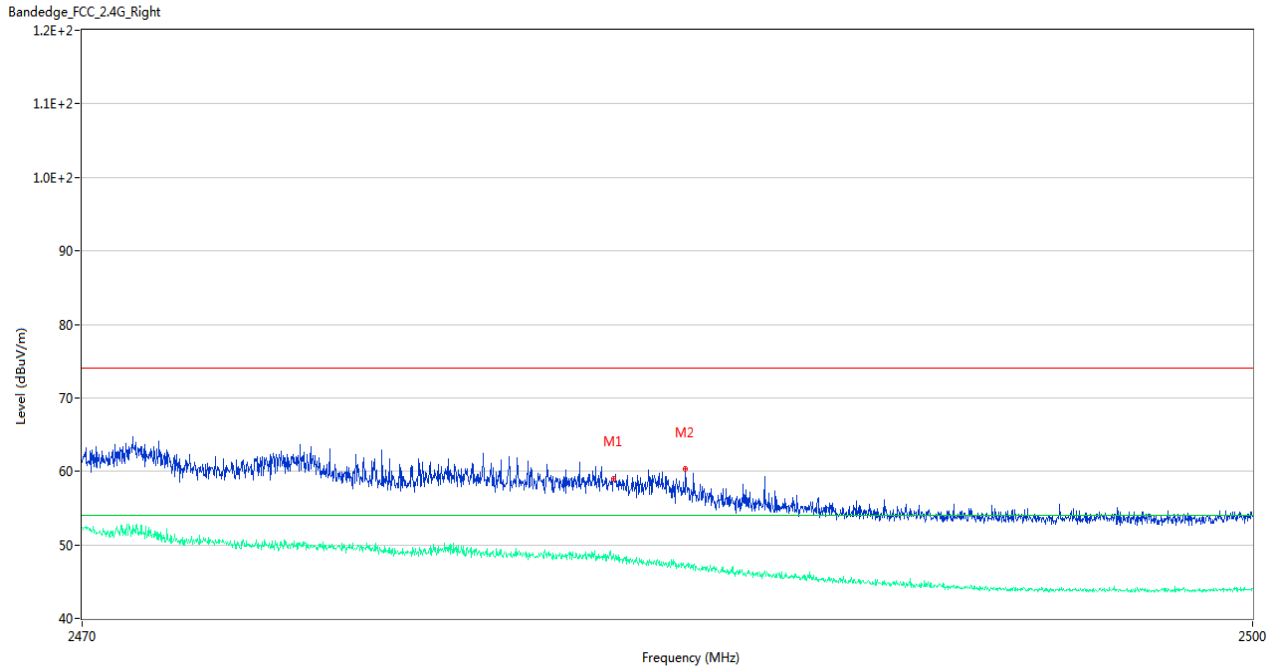
No.	Frequency (MHz)	Results (dBuV/m)	Factor (dB)	Limit (dBuV/m)	Margin (dB)	Detector	Table (Degree)	Height (cm)	Antenna	Verdict
1	2483.545	62.30	-0.06	74.0	11.70	Peak	206.00	100	Horizontal	Pass
1**	2483.545	48.54	-0.06	54.0	5.46	AV	206.00	100	Horizontal	Pass
2	2483.710	63.01	-0.07	74.0	10.99	Peak	202.00	150	Horizontal	Pass
2**	2483.710	47.98	-0.07	54.0	6.02	AV	202.00	150	Horizontal	Pass

VHT40 CHANNEL 7



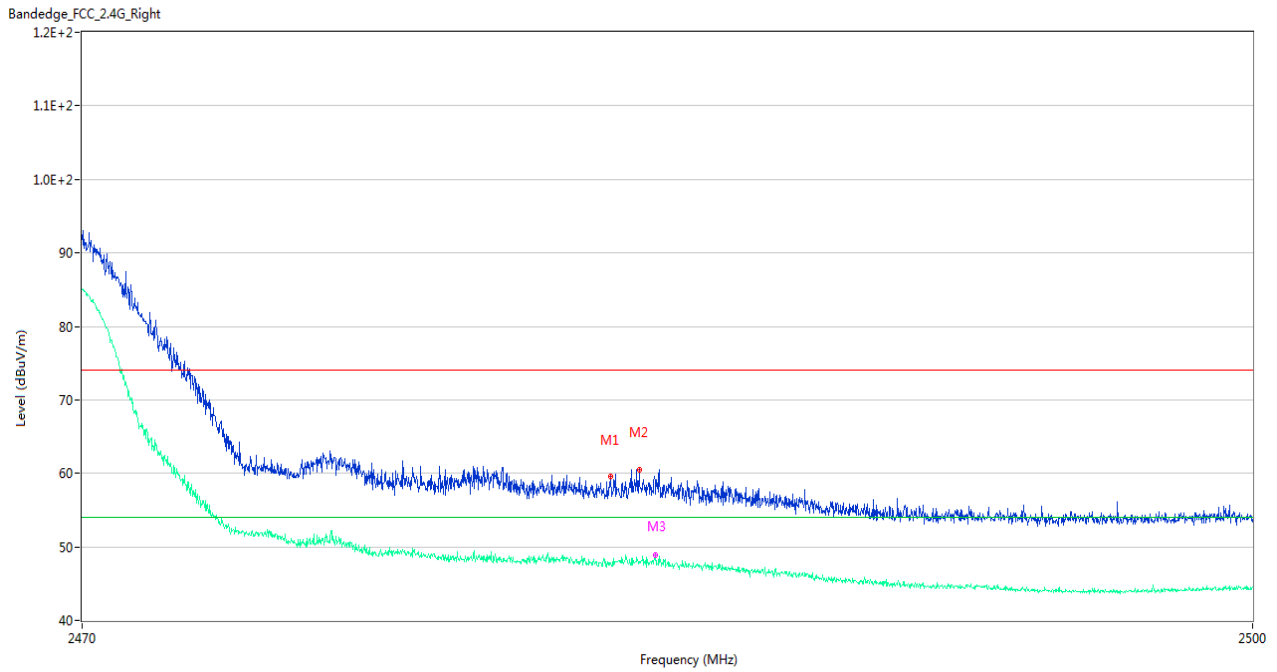
No.	Frequency (MHz)	Results (dBuV/m)	Factor (dB)	Limit (dBuV/m)	Margin (dB)	Detector	Table (Degree)	Height (cm)	Antenna	Verdict
1	2483.560	60.13	-0.06	74.0	13.87	Peak	181.00	100	Horizontal	Pass
1**	2483.560	47.82	-0.06	54.0	6.18	AV	181.00	100	Horizontal	Pass
2	2483.770	62.49	-0.08	74.0	11.51	Peak	208.00	150	Horizontal	Pass
2**	2483.770	48.17	-0.08	54.0	5.83	AV	208.00	150	Horizontal	Pass

VHT40 CHANNEL 8



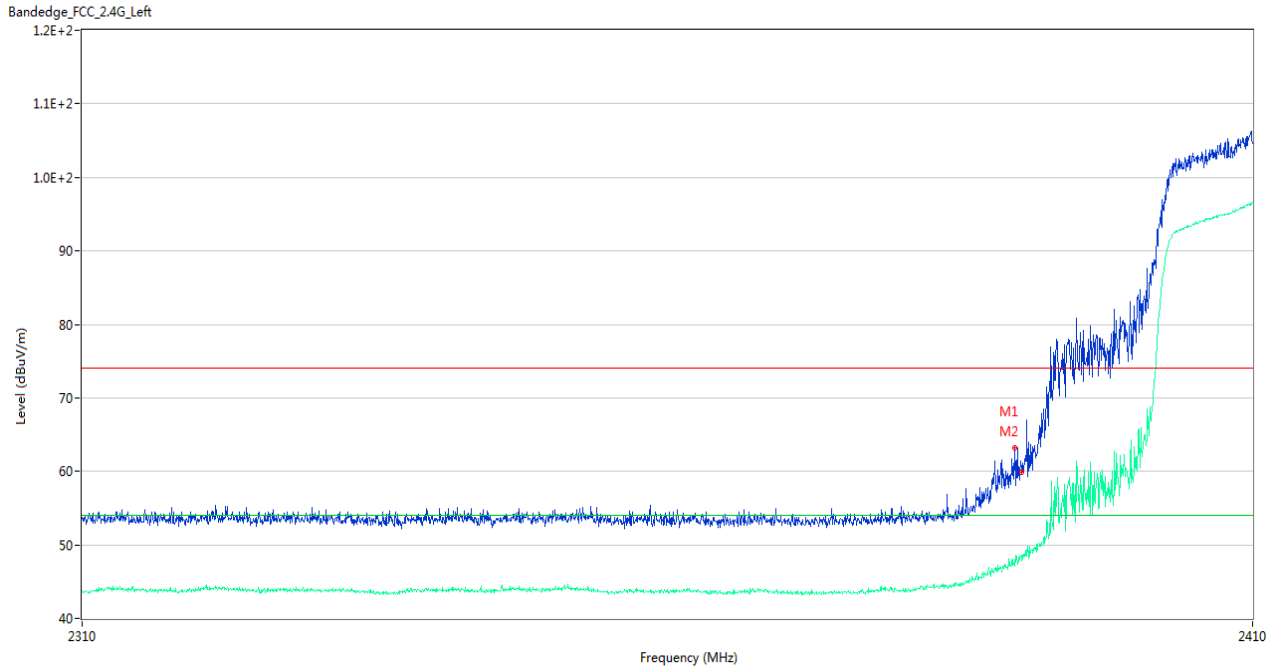
No.	Frequency (MHz)	Results (dBuV/m)	Factor (dB)	Limit (dBuV/m)	Margin (dB)	Detector	Table (Degree)	Height (cm)	Antenna	Verdict
1	2483.590	59.04	-0.06	74.0	14.96	Peak	204.00	200	Horizontal	Pass
1**	2483.590	48.70	-0.06	54.0	5.30	AV	204.00	200	Horizontal	Pass
2	2485.420	60.30	-0.18	74.0	13.70	Peak	204.00	100	Horizontal	Pass
2**	2485.420	46.74	-0.18	54.0	7.26	AV	204.00	100	Horizontal	Pass

VHT40 CHANNEL 9



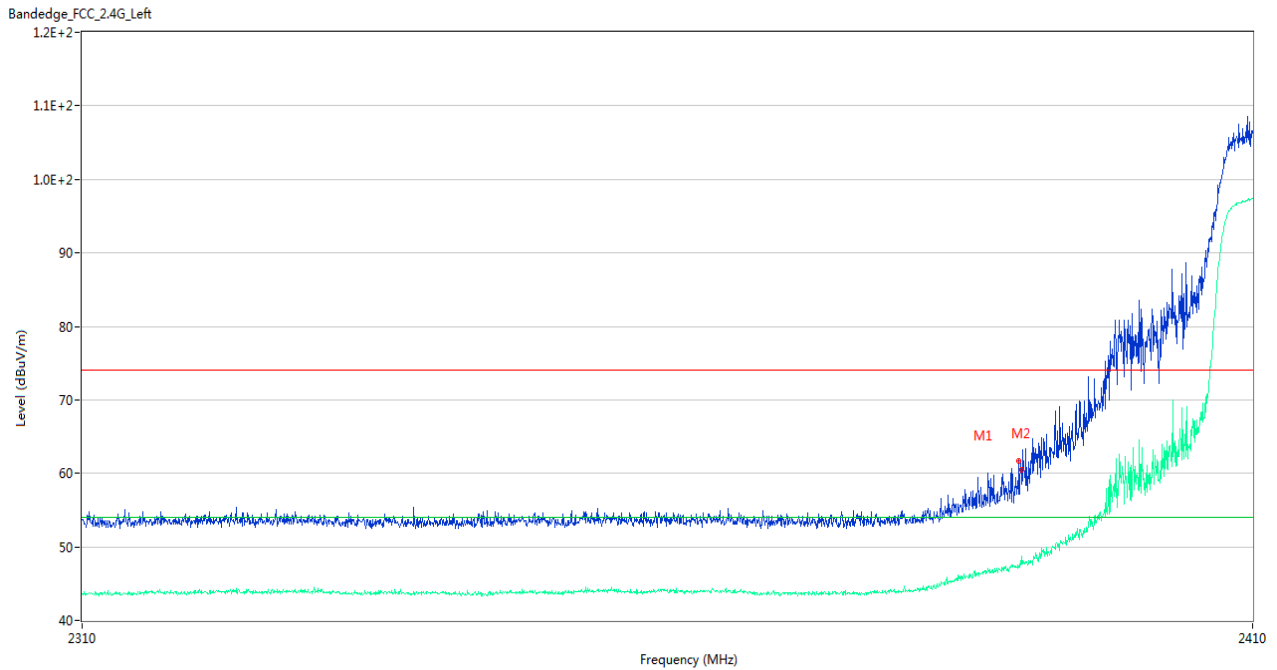
No.	Frequency (MHz)	Results (dBuV/m)	Factor (dB)	Limit (dBuV/m)	Margin (dB)	Detector	Table (Degree)	Height (cm)	Antenna	Verdict
1	2483.500	59.57	-0.21	74.0	14.43	Peak	195.00	200	Horizontal	Pass
1**	2483.500	47.79	-0.21	54.0	6.21	AV	195.00	200	Horizontal	Pass
2	2484.235	60.55	-0.16	74.0	13.45	Peak	208.00	200	Horizontal	Pass
2**	2484.235	47.86	-0.16	54.0	6.14	AV	208.00	200	Horizontal	Pass
3	2484.655	57.20	-0.11	74.0	16.80	Peak	278.00	100	Horizontal	Pass
3**	2484.655	48.81	-0.11	54.0	5.19	AV	278.00	100	Horizontal	Pass

802.11ax20(SU) CHANNEL 1



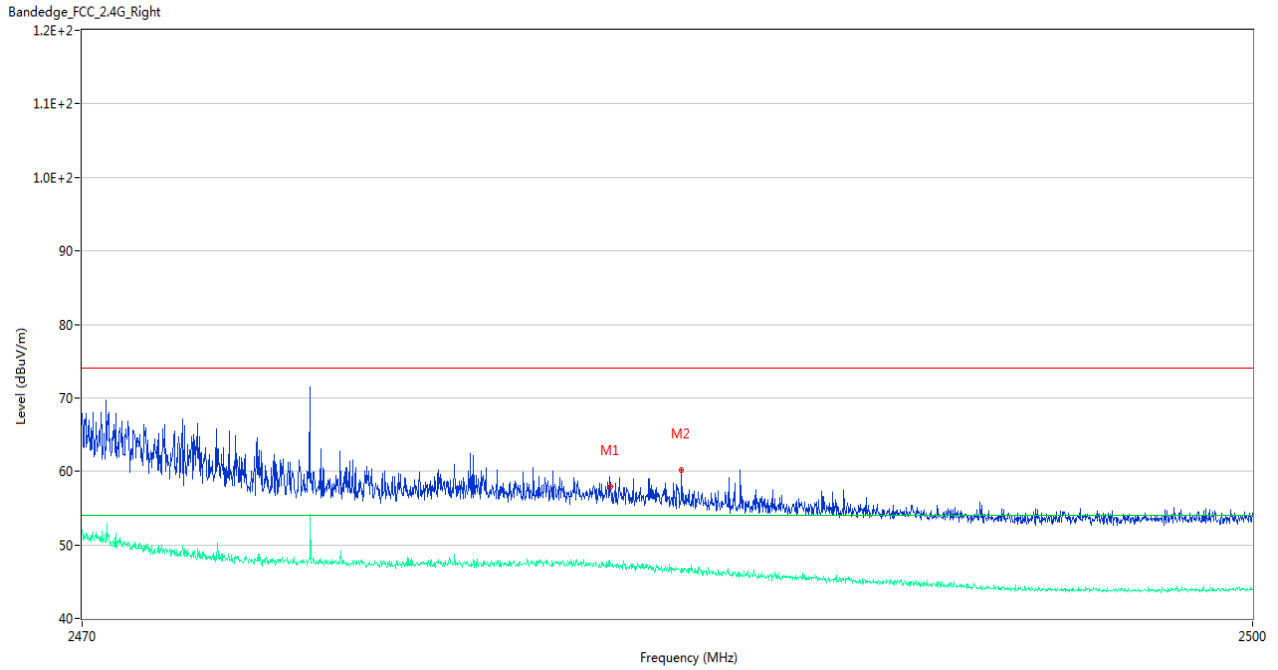
No.	Frequency (MHz)	Results (dBuV/m)	Factor (dB)	Limit (dBuV/m)	Margin (dB)	Detector	Table (Degree)	Height (cm)	Antenna	Verdict
1	2389.300	63.19	-0.74	74.0	10.81	Peak	280.00	150	Horizontal	Pass
1**	2389.300	47.15	-0.74	54.0	6.85	AV	280.00	150	Horizontal	Pass
2	2389.950	59.87	-0.59	74.0	14.13	Peak	195.00	150	Horizontal	Pass
2**	2389.950	47.79	-0.59	54.0	6.21	AV	195.00	150	Horizontal	Pass

802.11ax20(SU) CHANNEL 2



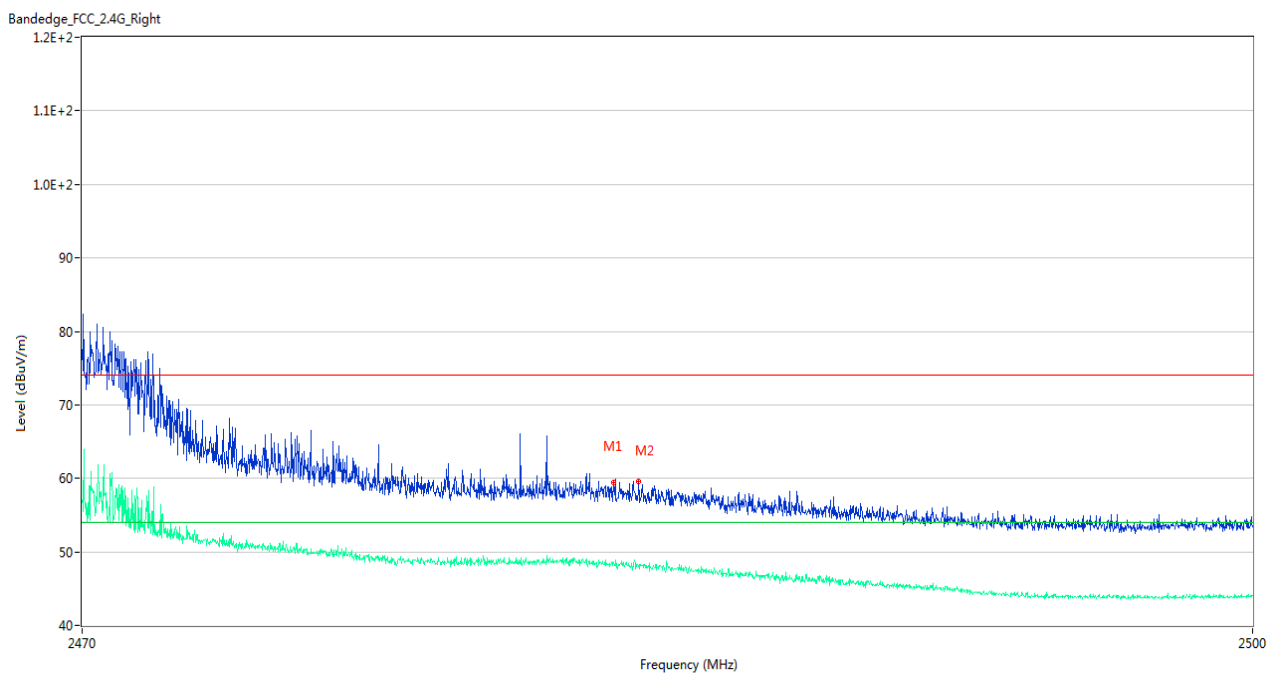
No.	Frequency (MHz)	Results (dBuV/m)	Factor (dB)	Limit (dBuV/m)	Margin (dB)	Detector	Table (Degree)	Height (cm)	Antenna	Verdict
1	2389.700	61.76	-0.60	74.0	12.24	Peak	199.00	200	Horizontal	Pass
1**	2389.700	47.26	-0.60	54.0	6.74	AV	199.00	200	Horizontal	Pass
2	2389.950	60.52	-0.59	74.0	13.48	Peak	177.00	100	Horizontal	Pass
2**	2389.950	47.70	-0.59	54.0	6.30	AV	177.00	100	Horizontal	Pass

802.11ax20(SU) CHANNEL 8



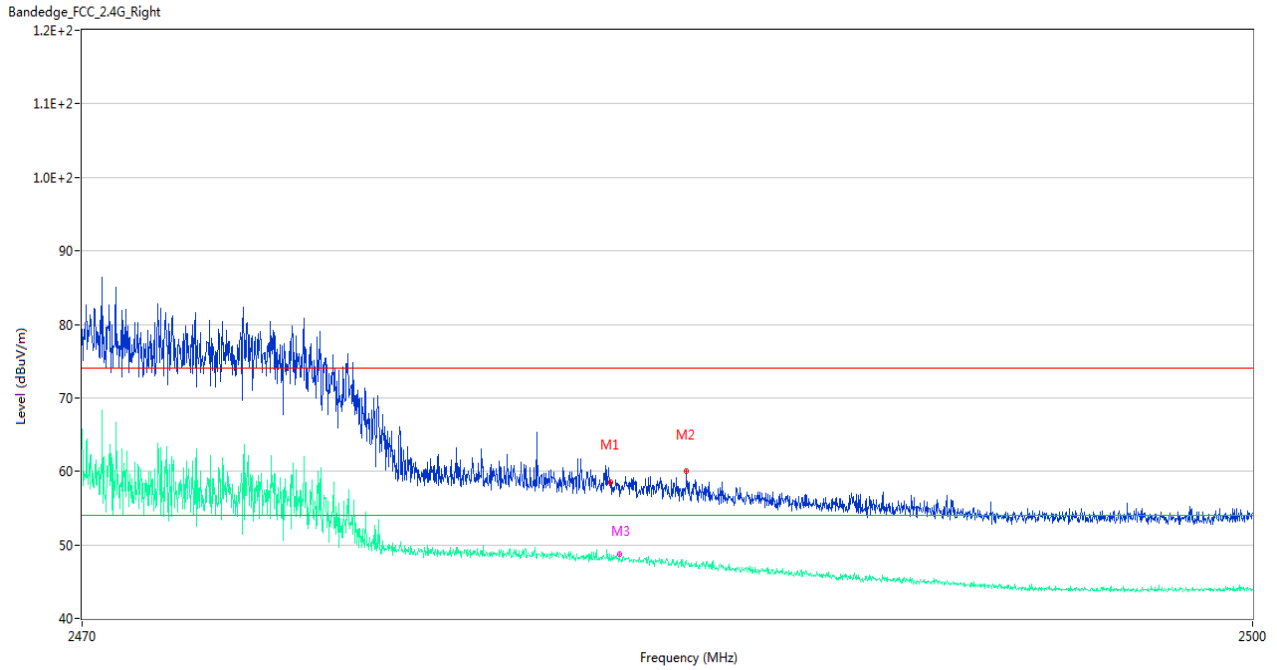
No.	Frequency (MHz)	Results (dBuV/m)	Factor (dB)	Limit (dBuV/m)	Margin (dB)	Detector	Table (Degree)	Height (cm)	Antenna	Verdict
1	2483.500	57.93	-0.05	74.0	16.07	Peak	193.00	200	Horizontal	Pass
1**	2483.500	47.55	-0.05	54.0	6.45	AV	193.00	200	Horizontal	Pass
2	2485.315	60.19	-0.17	74.0	13.81	Peak	235.00	200	Horizontal	Pass
2**	2485.315	46.76	-0.17	54.0	7.24	AV	235.00	200	Horizontal	Pass

802.11ax20(SU) CHANNEL 9



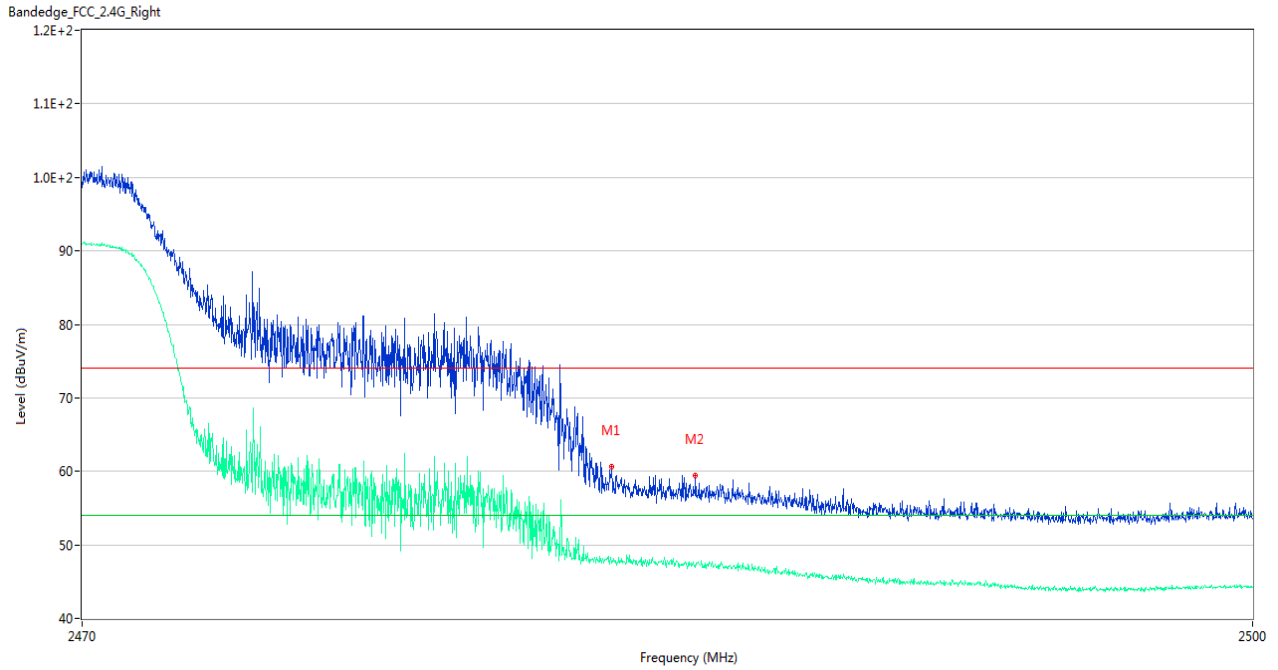
No.	Frequency (MHz)	Results (dBuV/m)	Factor (dB)	Limit (dBuV/m)	Margin (dB)	Detector	Table (Degree)	Height (cm)	Antenna	Verdict
1	2483.575	59.43	-0.06	74.0	14.57	Peak	203.00	200	Horizontal	Pass
1**	2483.575	48.47	-0.06	54.0	5.53	AV	203.00	200	Horizontal	Pass
2	2484.220	59.55	-0.12	74.0	14.45	Peak	196.00	150	Horizontal	Pass
2**	2484.220	48.03	-0.12	54.0	5.97	AV	196.00	150	Horizontal	Pass

802.11ax20(SU) CHANNEL 10



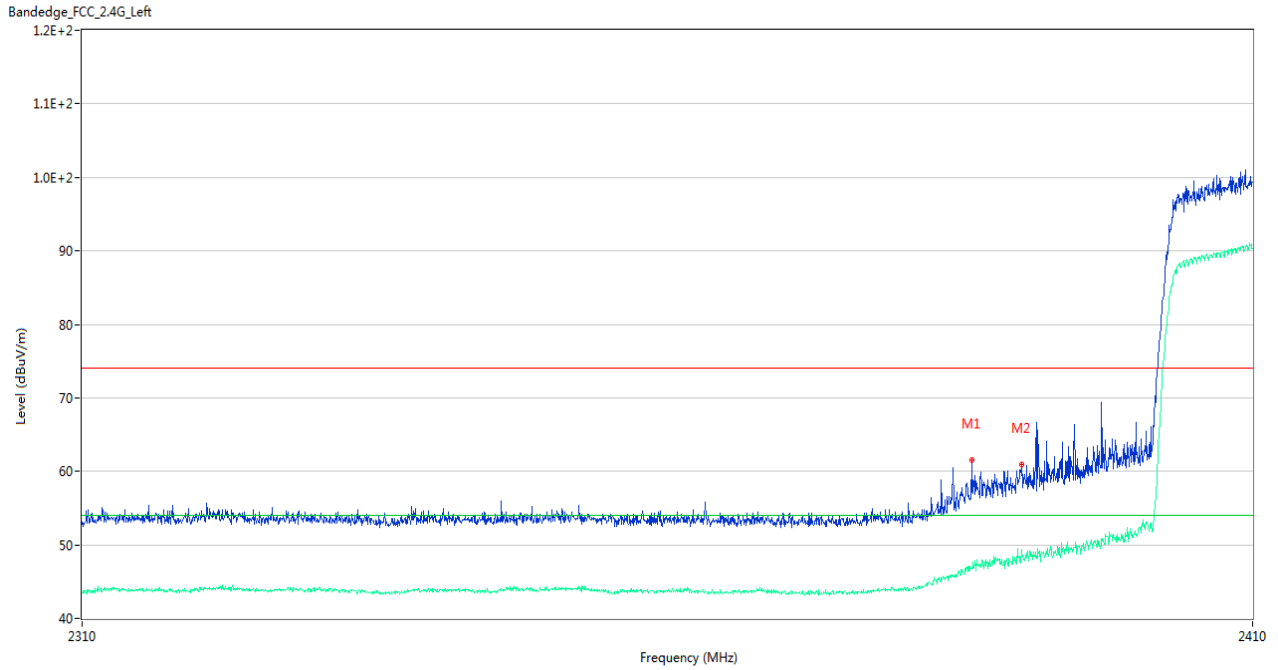
No.	Frequency (MHz)	Results (dBuV/m)	Factor (dB)	Limit (dBuV/m)	Margin (dB)	Detector	Table (Degree)	Height (cm)	Antenna	Verdict
1	2483.500	58.59	-0.05	74.0	15.41	Peak	191.00	150	Horizontal	Pass
1**	2483.500	47.89	-0.05	54.0	6.11	AV	191.00	150	Horizontal	Pass
2	2485.450	60.02	-0.18	74.0	13.98	Peak	202.00	200	Horizontal	Pass
2**	2485.450	47.68	-0.18	54.0	6.32	AV	202.00	200	Horizontal	Pass
3	2483.725	58.14	-0.07	74.0	15.86	Peak	191.00	100	Horizontal	Pass
3**	2483.725	48.75	-0.07	54.0	5.25	AV	191.00	100	Horizontal	Pass

802.11ax20(SU) CHANNEL 11



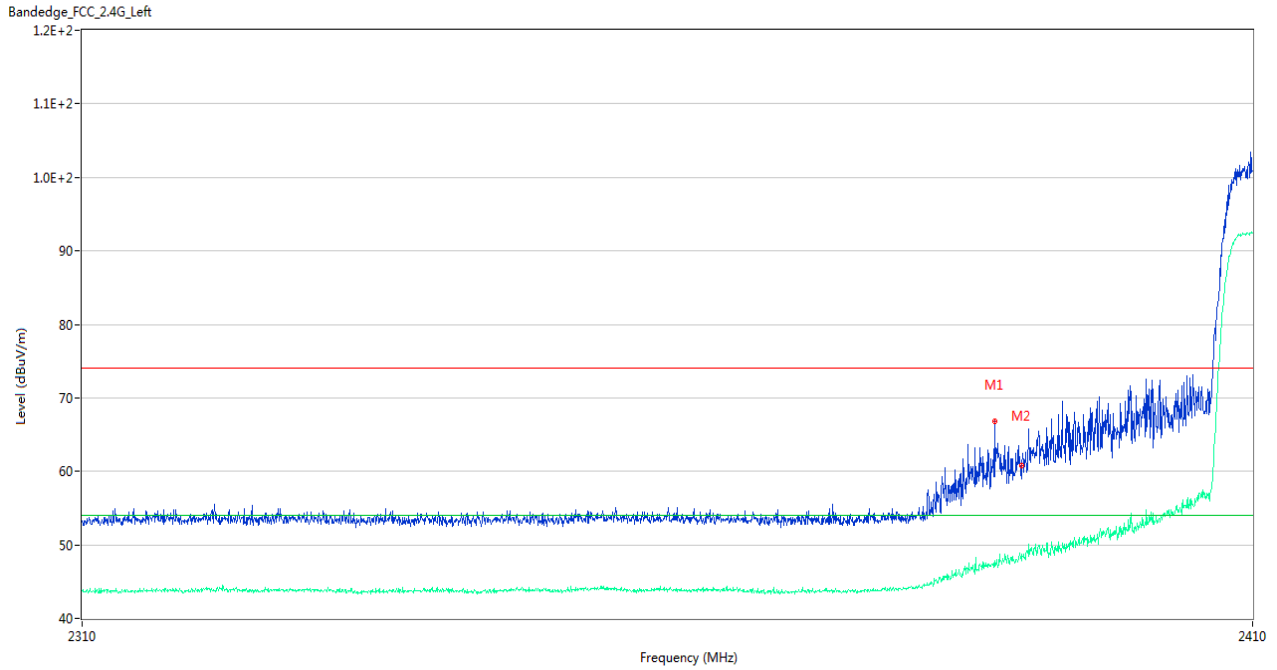
No.	Frequency (MHz)	Results (dBuV/m)	Factor (dB)	Limit (dBuV/m)	Margin (dB)	Detector	Table (Degree)	Height (cm)	Antenna	Verdict
1	2483.530	60.67	-0.20	74.0	13.33	Peak	206.00	150	Horizontal	Pass
1**	2483.530	47.52	-0.20	54.0	6.48	AV	206.00	150	Horizontal	Pass
2	2485.675	59.47	0.03	74.0	14.53	Peak	206.00	100	Horizontal	Pass
2**	2485.675	47.21	0.03	54.0	6.79	AV	206.00	100	Horizontal	Pass

802.11ax40(SU) CHANNEL 3



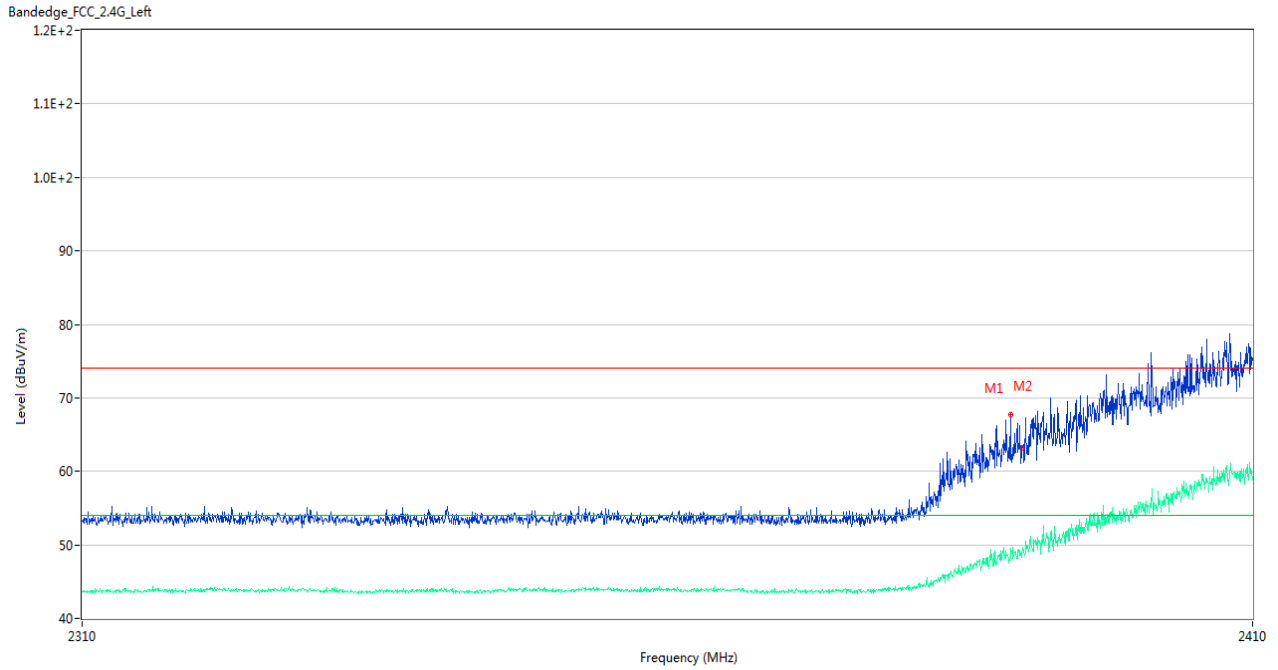
No.	Frequency (MHz)	Results (dBuV/m)	Factor (dB)	Limit (dBuV/m)	Margin (dB)	Detector	Table (Degree)	Height (cm)	Antenna	Verdict
1	2385.600	61.52	-0.51	74.0	12.48	Peak	244.00	100	Horizontal	Pass
1**	2385.600	46.99	-0.51	54.0	7.01	AV	244.00	100	Horizontal	Pass
2	2389.950	60.90	-0.59	74.0	13.10	Peak	187.00	100	Horizontal	Pass
2**	2389.950	48.70	-0.59	54.0	5.30	AV	187.00	100	Horizontal	Pass

802.11ax40(SU) CHANNEL 4



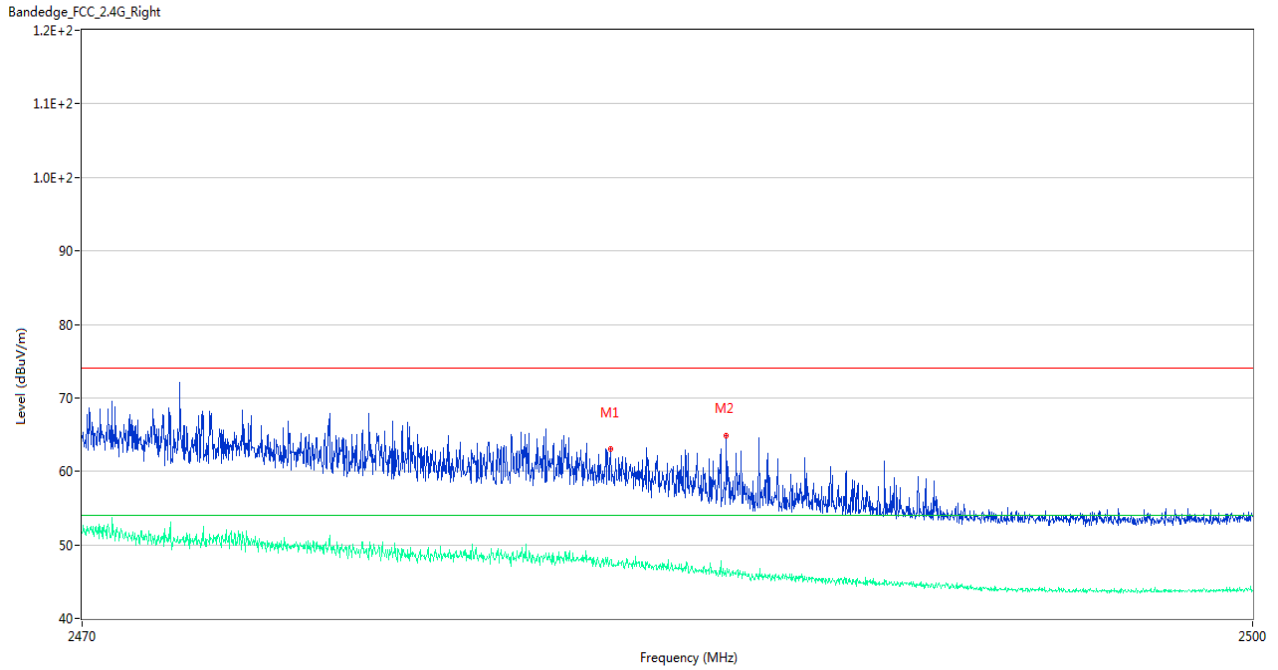
No.	Frequency (MHz)	Results (dBuV/m)	Factor (dB)	Limit (dBuV/m)	Margin (dB)	Detector	Table (Degree)	Height (cm)	Antenna	Verdict
1	2387.600	66.74	-0.67	74.0	7.26	Peak	277.00	150	Horizontal	Pass
1**	2387.600	47.03	-0.67	54.0	6.97	AV	277.00	150	Horizontal	Pass
2	2389.950	60.82	-0.59	74.0	13.18	Peak	287.00	150	Horizontal	Pass
2**	2389.950	48.76	-0.59	54.0	5.24	AV	287.00	150	Horizontal	Pass

802.11ax40(SU) CHANNEL 5



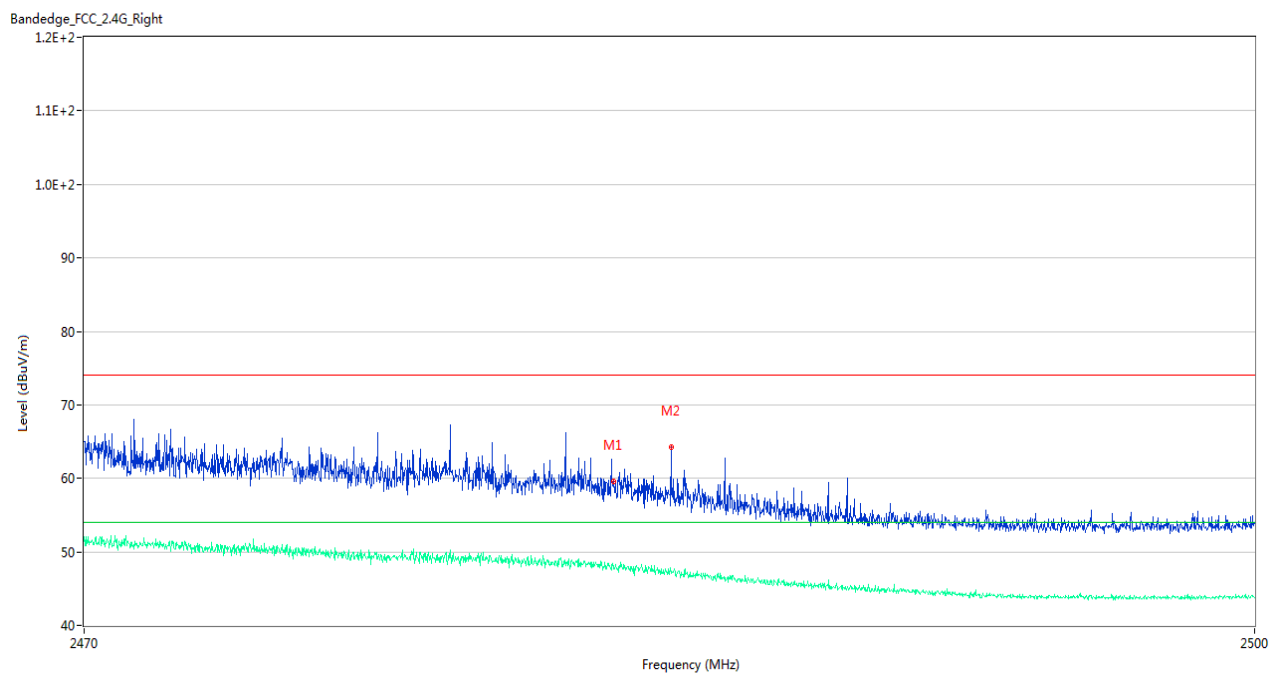
No.	Frequency (MHz)	Results (dBuV/m)	Factor (dB)	Limit (dBuV/m)	Margin (dB)	Detector	Table (Degree)	Height (cm)	Antenna	Verdict
1	2388.950	67.78	-0.63	74.0	6.22	Peak	237.00	100	Horizontal	Pass
1**	2388.950	48.29	-0.63	54.0	5.71	AV	237.00	100	Horizontal	Pass
2	2389.950	63.16	-0.59	74.0	10.84	Peak	237.00	150	Horizontal	Pass
2**	2389.950	48.62	-0.59	54.0	5.38	AV	237.00	150	Horizontal	Pass

802.11ax40(SU) CHANNEL 6



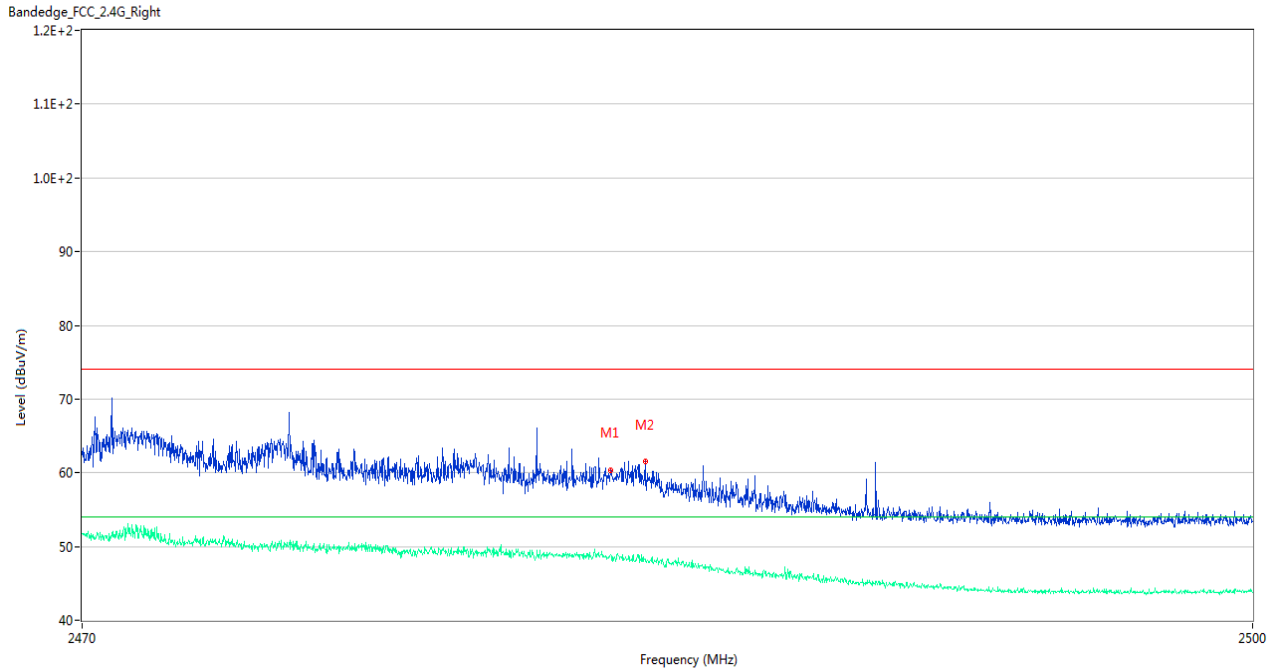
No.	Frequency (MHz)	Results (dBuV/m)	Factor (dB)	Limit (dBuV/m)	Margin (dB)	Detector	Table (Degree)	Height (cm)	Antenna	Verdict
1	2483.500	63.04	-0.05	74.0	10.96	Peak	196.00	100	Horizontal	Pass
1**	2483.500	47.96	-0.05	54.0	6.04	AV	196.00	100	Horizontal	Pass
2	2486.470	64.92	-0.22	74.0	9.08	Peak	203.00	100	Horizontal	Pass
2**	2486.470	45.72	-0.22	54.0	8.28	AV	203.00	100	Horizontal	Pass

802.11ax40(SU) CHANNEL 7



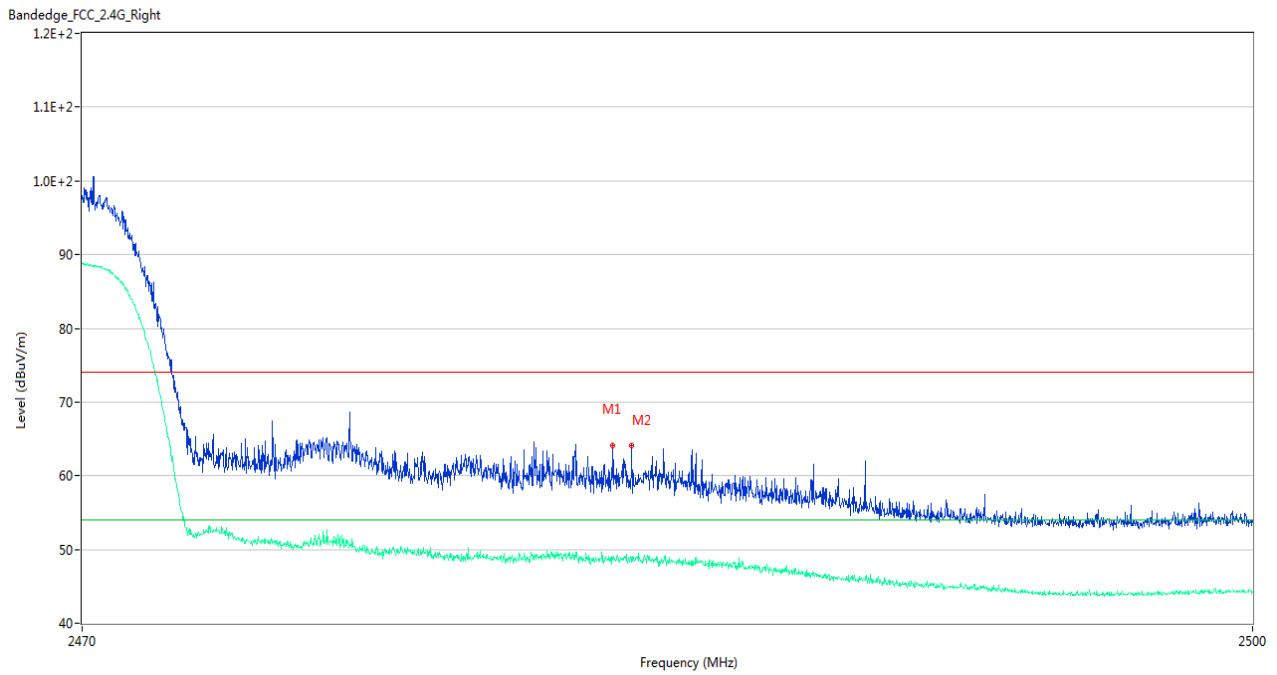
No.	Frequency (MHz)	Results (dBuV/m)	Factor (dB)	Limit (dBuV/m)	Margin (dB)	Detector	Table (Degree)	Height (cm)	Antenna	Verdict
1	2483.530	59.59	-0.05	74.0	14.41	Peak	204.00	200	Horizontal	Pass
1**	2483.530	48.08	-0.05	54.0	5.92	AV	204.00	200	Horizontal	Pass
2	2485.000	64.21	-0.16	74.0	9.79	Peak	212.00	150	Horizontal	Pass
2**	2485.000	47.44	-0.16	54.0	6.56	AV	212.00	150	Horizontal	Pass

802.11ax40(SU) CHANNEL 8



No.	Frequency (MHz)	Results (dBuV/m)	Factor (dB)	Limit (dBuV/m)	Margin (dB)	Detector	Table (Degree)	Height (cm)	Antenna	Verdict
1	2483.500	60.39	-0.05	74.0	13.61	Peak	194.00	100	Horizontal	Pass
1**	2483.500	48.90	-0.05	54.0	5.10	AV	194.00	100	Horizontal	Pass
2	2484.385	61.55	-0.13	74.0	12.45	Peak	199.00	100	Horizontal	Pass
2**	2484.385	48.35	-0.13	54.0	5.65	AV	199.00	100	Horizontal	Pass

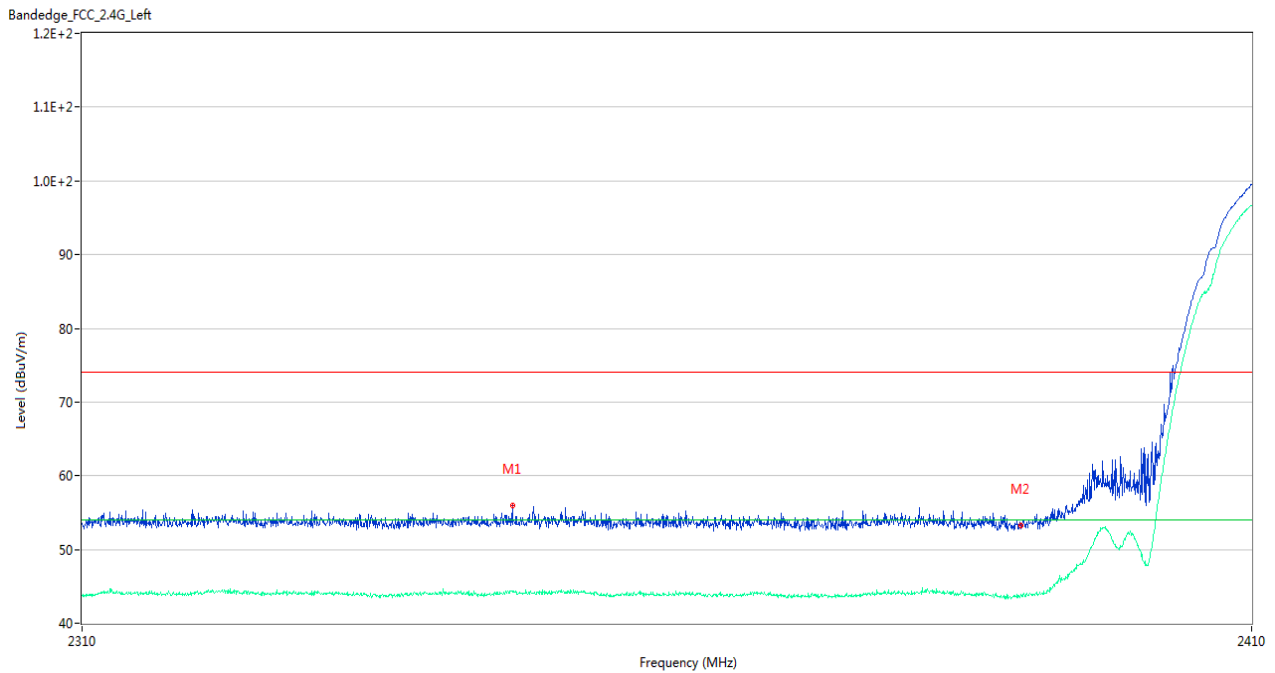
802.11ax40(SU) CHANNEL 9



No.	Frequency (MHz)	Results (dBuV/m)	Factor (dB)	Limit (dBuV/m)	Margin (dB)	Detector	Table (Degree)	Height (cm)	Antenna	Verdict
1	2483.560	64.13	-0.20	74.0	9.87	Peak	200.00	100	Horizontal	Pass
1**	2483.560	48.59	-0.20	54.0	5.41	AV	200.00	100	Horizontal	Pass
2	2484.040	64.11	-0.17	74.0	9.89	Peak	207.00	150	Horizontal	Pass
2**	2484.040	48.75	-0.17	54.0	5.25	AV	207.00	150	Horizontal	Pass

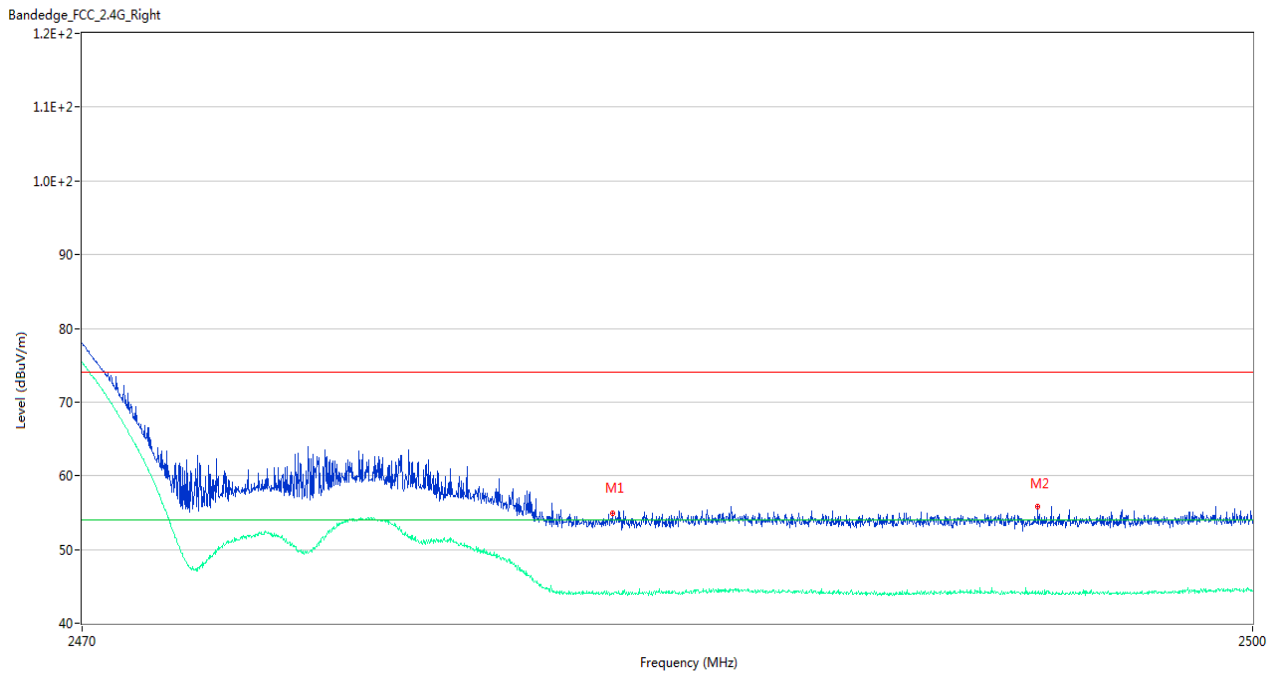
Aux. Antenna

802.11b CHANNEL 1



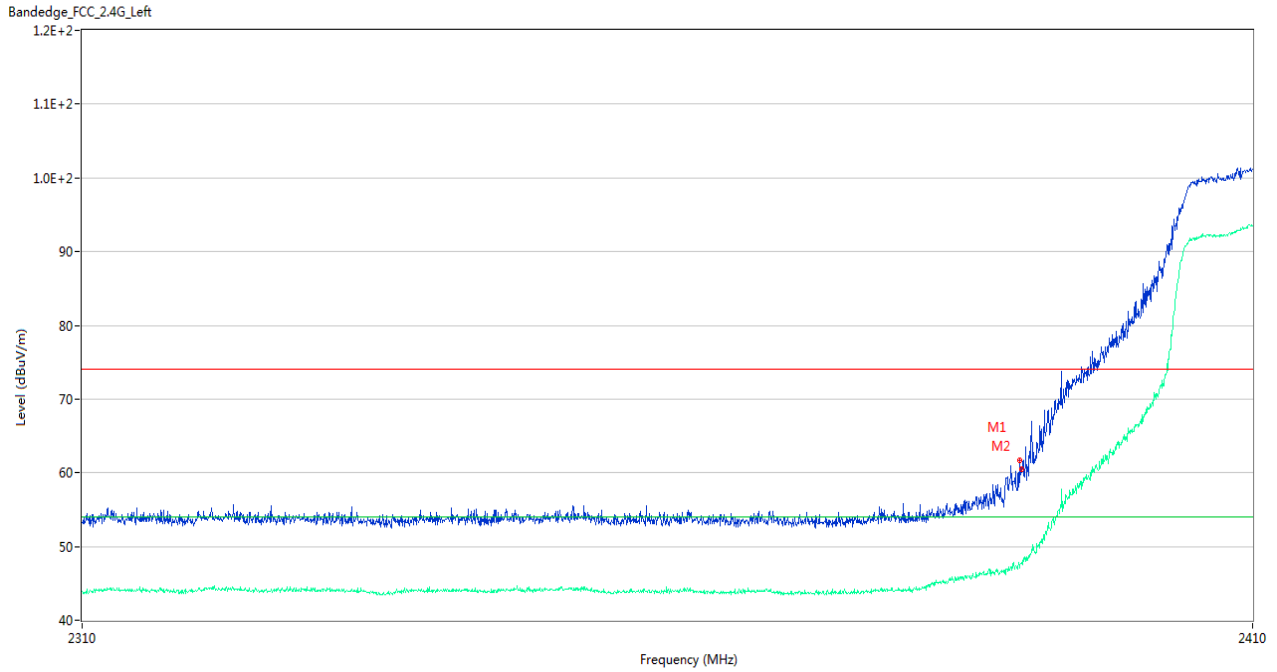
No.	Frequency (MHz)	Results (dBuV/m)	Factor (dB)	Limit (dBuV/m)	Margin (dB)	Detector	Table (Degree)	Height (cm)	Antenna	Verdict
1	2346.300	55.90	-0.20	74.0	18.10	Peak	159.00	150	Horizontal	Pass
1**	2346.300	44.43	-0.20	54.0	9.57	AV	159.00	150	Horizontal	Pass
2	2389.950	53.28	-0.59	74.0	20.72	Peak	181.00	150	Horizontal	Pass
2**	2389.950	43.91	-0.59	54.0	10.09	AV	181.00	150	Horizontal	Pass

802.11b CHANNEL 11



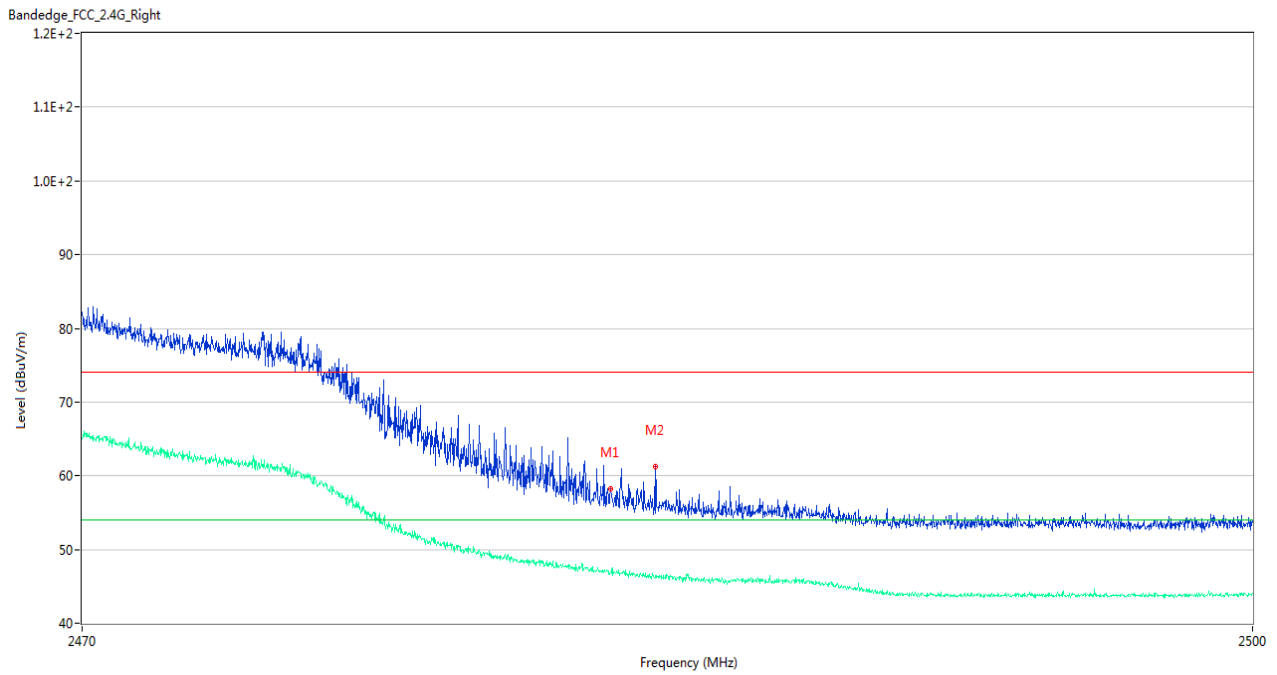
No.	Frequency (MHz)	Results (dBuV/m)	Factor (dB)	Limit (dBuV/m)	Margin (dB)	Detector	Table (Degree)	Height (cm)	Antenna	Verdict
1	2483.545	54.90	-0.20	74.0	19.10	Peak	37.00	150	Horizontal	Pass
1**	2483.545	44.10	-0.20	54.0	9.90	AV	37.00	150	Horizontal	Pass
2	2494.465	55.88	-0.05	74.0	18.12	Peak	311.00	150	Horizontal	Pass
2**	2494.465	44.13	-0.05	54.0	9.87	AV	311.00	150	Horizontal	Pass

802.11g CHANNEL 1



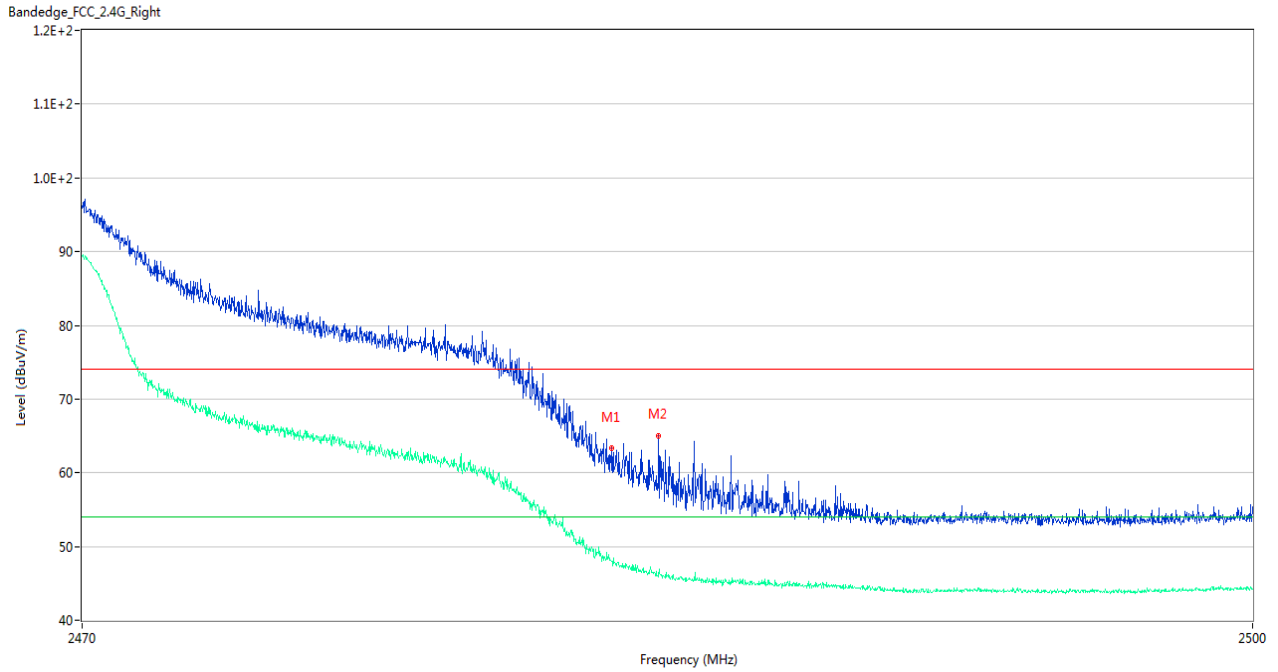
No.	Frequency (MHz)	Results (dBuV/m)	Factor (dB)	Limit (dBuV/m)	Margin (dB)	Detector	Table (Degree)	Height (cm)	Antenna	Verdict
1	2389.800	61.68	-0.63	74.0	12.32	Peak	79.00	150	Horizontal	Pass
1**	2389.800	47.50	-0.63	54.0	6.50	AV	79.00	150	Horizontal	Pass
2	2389.950	60.53	-0.59	74.0	13.47	Peak	31.00	150	Horizontal	Pass
2**	2389.950	47.72	-0.59	54.0	6.28	AV	31.00	150	Horizontal	Pass

802.11g CHANNEL 10



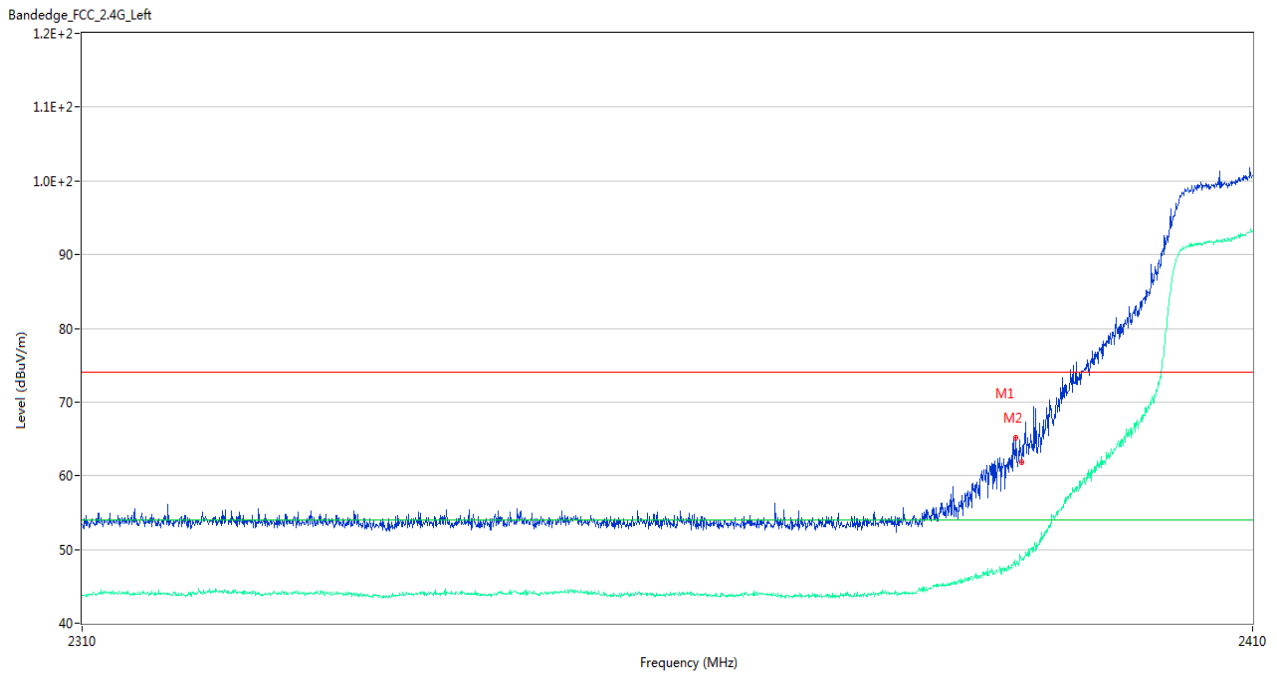
No.	Frequency (MHz)	Results (dBuV/m)	Factor (dB)	Limit (dBuV/m)	Margin (dB)	Detector	Table (Degree)	Height (cm)	Antenna	Verdict
1	2483.500	58.20	-0.05	74.0	15.80	Peak	167.00	150	Horizontal	Pass
1**	2483.500	46.98	-0.05	54.0	7.02	AV	167.00	150	Horizontal	Pass
2	2484.640	61.29	-0.14	74.0	12.71	Peak	132.00	200	Horizontal	Pass
2**	2484.640	46.12	-0.14	54.0	7.88	AV	132.00	200	Horizontal	Pass

802.11g CHANNEL 11



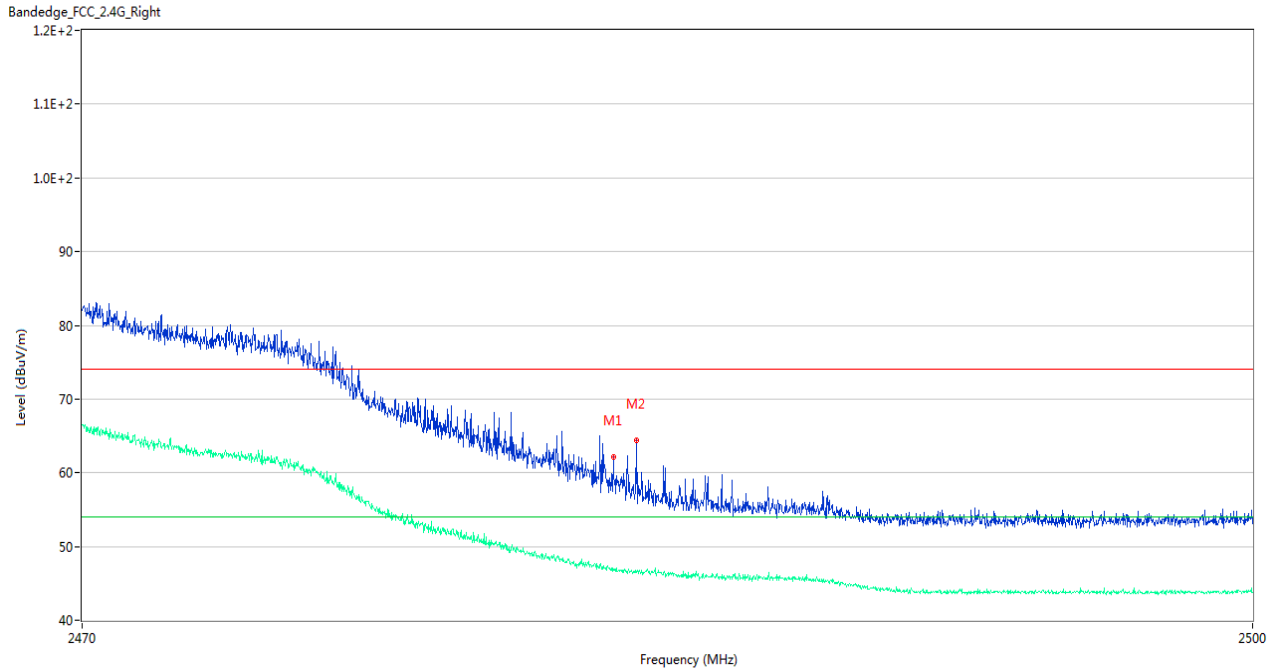
No.	Frequency (MHz)	Results (dBuV/m)	Factor (dB)	Limit (dBuV/m)	Margin (dB)	Detector	Table (Degree)	Height (cm)	Antenna	Verdict
1	2483.530	63.40	-0.20	74.0	10.60	Peak	61.00	200	Horizontal	Pass
1**	2483.530	48.00	-0.20	54.0	6.00	AV	61.00	200	Horizontal	Pass
2	2484.730	65.04	-0.10	74.0	8.96	Peak	56.00	150	Horizontal	Pass
2**	2484.730	46.09	-0.10	54.0	7.91	AV	56.00	150	Horizontal	Pass

802.11n20 CHANNEL 1



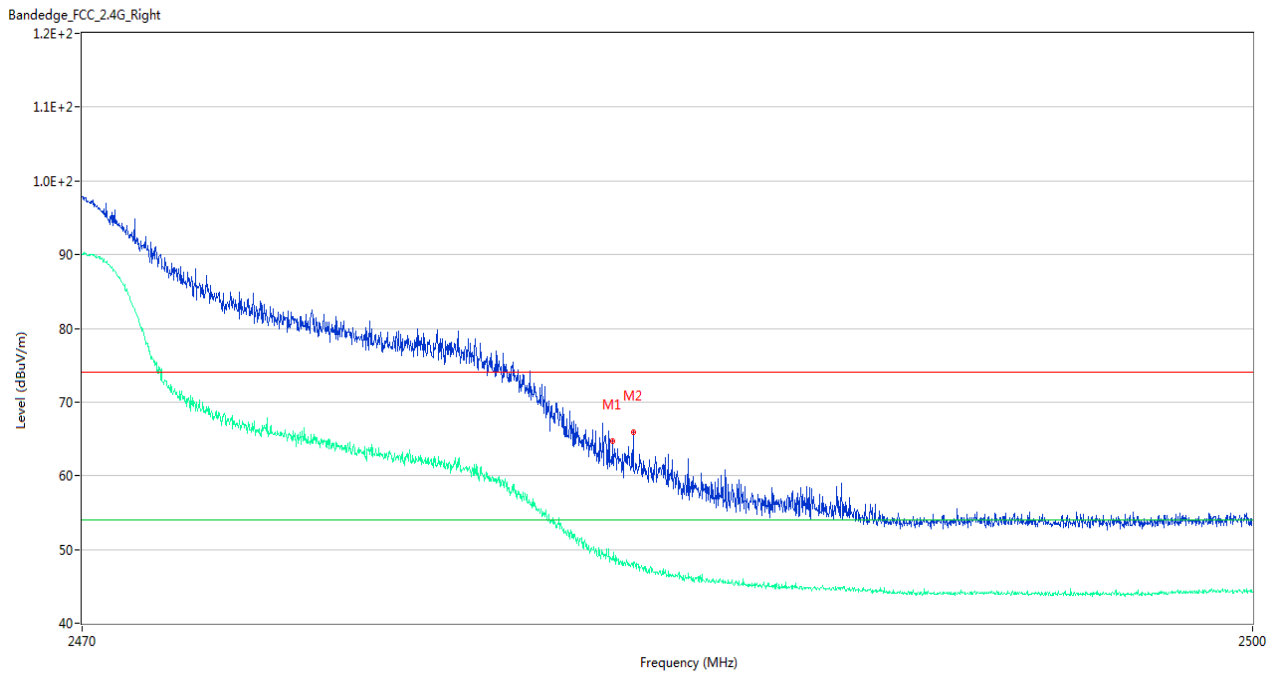
No.	Frequency (MHz)	Results (dBuV/m)	Factor (dB)	Limit (dBuV/m)	Margin (dB)	Detector	Table (Degree)	Height (cm)	Antenna	Verdict
1	2389.450	65.22	-0.71	74.0	8.78	Peak	67.00	100	Horizontal	Pass
1**	2389.450	47.71	-0.71	54.0	6.29	AV	67.00	100	Horizontal	Pass
2	2389.950	61.87	-0.59	74.0	12.13	Peak	108.00	200	Horizontal	Pass
2**	2389.950	48.55	-0.59	54.0	5.45	AV	108.00	200	Horizontal	Pass

802.11n20 CHANNEL 10



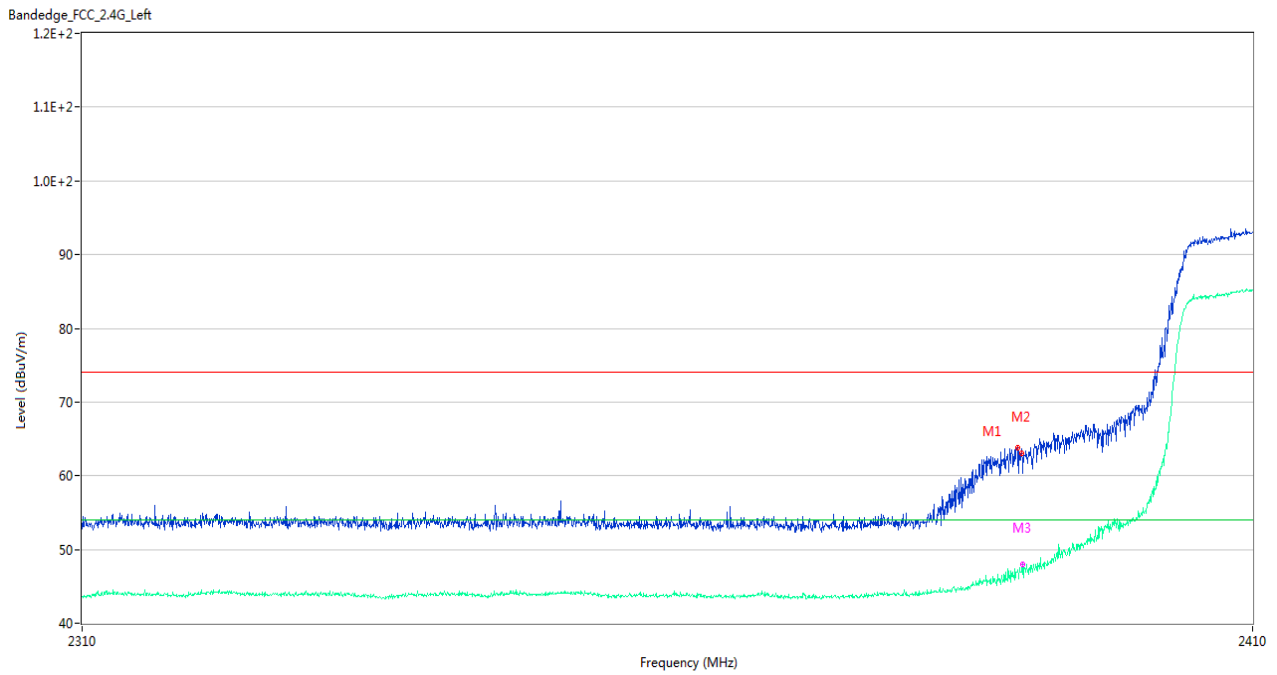
No.	Frequency (MHz)	Results (dBuV/m)	Factor (dB)	Limit (dBuV/m)	Margin (dB)	Detector	Table (Degree)	Height (cm)	Antenna	Verdict
1	2483.575	62.13	-0.06	74.0	11.87	Peak	121.00	200	Horizontal	Pass
1**	2483.575	46.97	-0.06	54.0	7.03	AV	121.00	200	Horizontal	Pass
2	2484.175	64.34	-0.12	74.0	9.66	Peak	43.00	100	Horizontal	Pass
2**	2484.175	46.69	-0.12	54.0	7.31	AV	43.00	100	Horizontal	Pass

802.11n20 CHANNEL 11



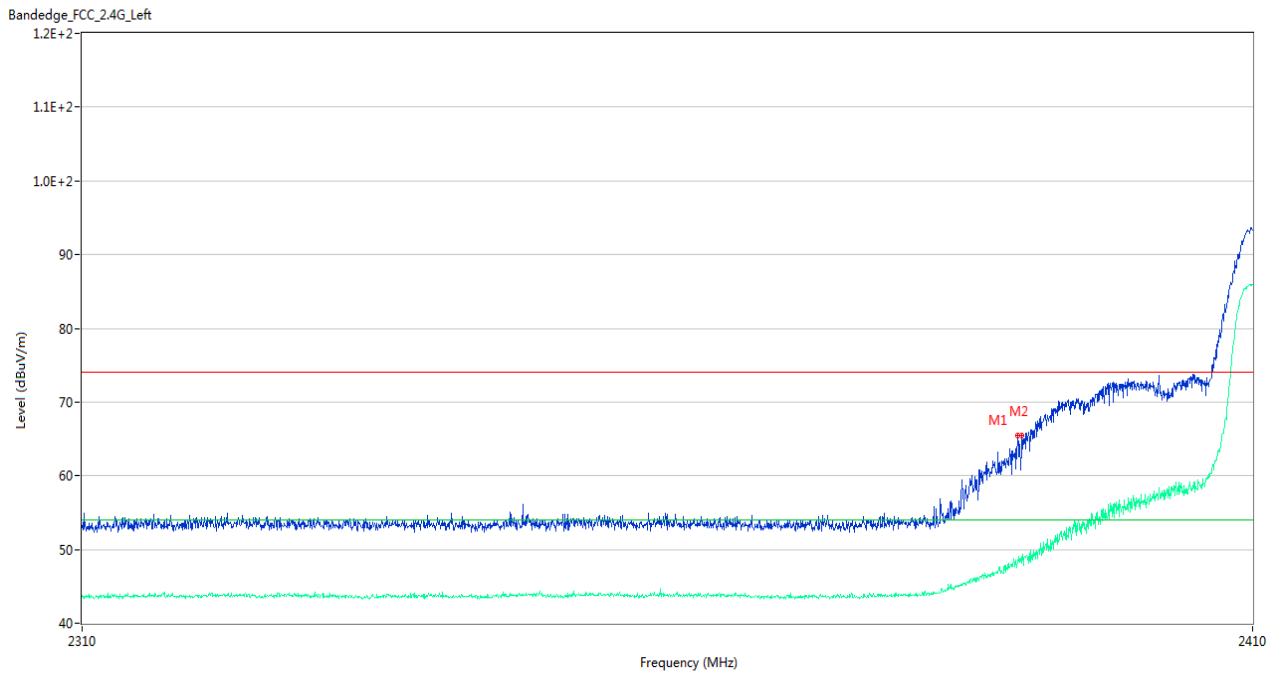
No.	Frequency (MHz)	Results (dBuV/m)	Factor (dB)	Limit (dBuV/m)	Margin (dB)	Detector	Table (Degree)	Height (cm)	Antenna	Verdict
1	2483.560	64.64	-0.20	74.0	9.36	Peak	124.00	150	Horizontal	Pass
1**	2483.560	48.64	-0.20	54.0	5.36	AV	124.00	150	Horizontal	Pass
2	2484.085	65.89	-0.17	74.0	8.11	Peak	56.00	150	Horizontal	Pass
2**	2484.085	47.58	-0.17	54.0	6.42	AV	56.00	150	Horizontal	Pass

802.11n40 CHANNEL 3



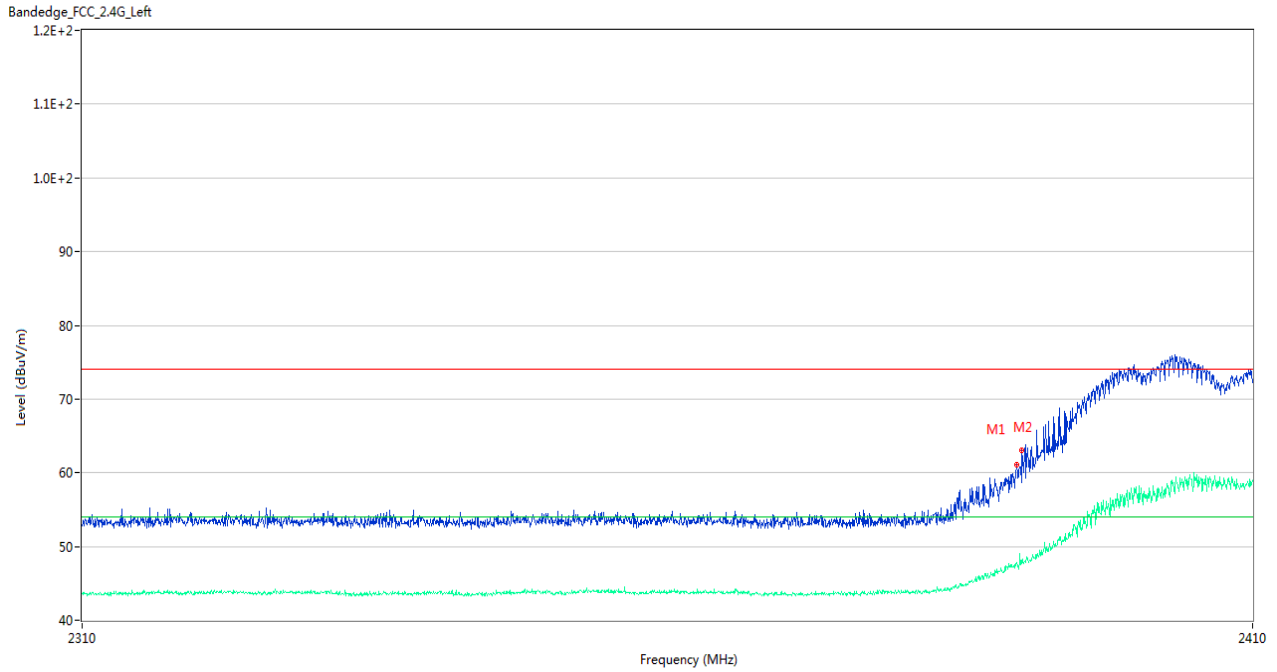
No.	Frequency (MHz)	Results (dBuV/m)	Factor (dB)	Limit (dBuV/m)	Margin (dB)	Detector	Table (Degree)	Height (cm)	Antenna	Verdict
1	2389.550	63.74	-0.68	74.0	10.26	Peak	71.00	100	Horizontal	Pass
1**	2389.550	47.08	-0.68	54.0	6.92	AV	71.00	100	Horizontal	Pass
2	2389.950	63.02	-0.59	74.0	10.98	Peak	71.00	100	Horizontal	Pass
2**	2389.950	47.52	-0.59	54.0	6.48	AV	71.00	100	Horizontal	Pass
3	2390.000	62.15	-0.58	74.0	11.85	Peak	83.00	100	Horizontal	Pass
3**	2390.000	47.97	-0.58	54.0	6.03	AV	83.00	100	Horizontal	Pass

802.11n40 CHANNEL 4



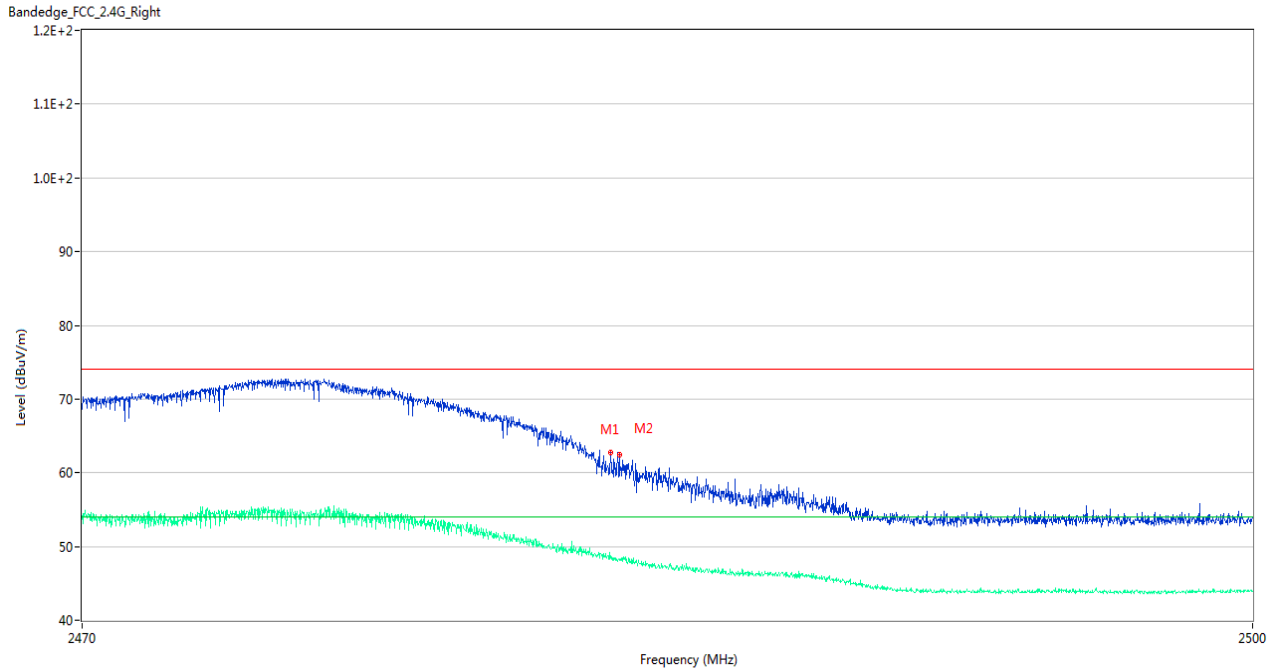
No.	Frequency (MHz)	Results (dBuV/m)	Factor (dB)	Limit (dBuV/m)	Margin (dB)	Detector	Table (Degree)	Height (cm)	Antenna	Verdict
1	2389.600	65.44	-0.60	74.0	8.56	Peak	56.00	100	Horizontal	Pass
1**	2389.600	48.34	-0.60	54.0	5.66	AV	56.00	100	Horizontal	Pass
2	2389.950	65.42	-0.59	74.0	8.58	Peak	61.00	150	Horizontal	Pass
2**	2389.950	48.93	-0.59	54.0	5.07	AV	61.00	150	Horizontal	Pass

802.11n40 CHANNEL 5



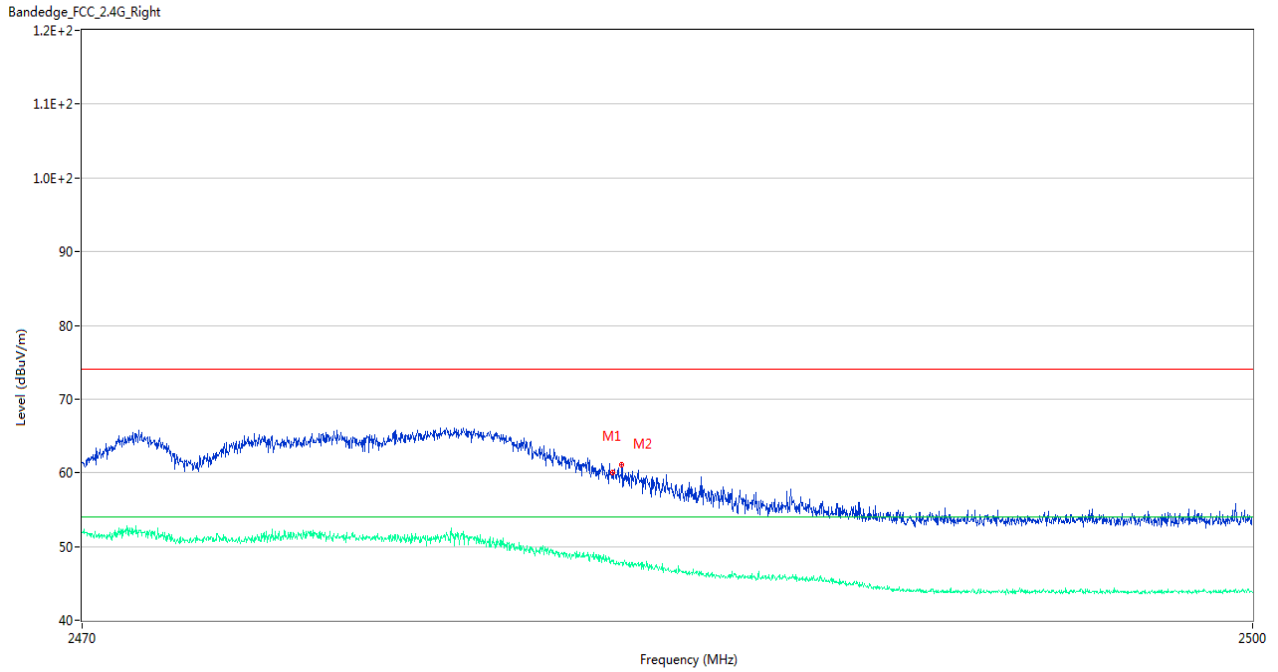
No.	Frequency (MHz)	Results (dBuV/m)	Factor (dB)	Limit (dBuV/m)	Margin (dB)	Detector	Table (Degree)	Height (cm)	Antenna	Verdict
1	2389.500	61.15	-0.61	74.0	12.85	Peak	52.00	200	Horizontal	Pass
1**	2389.500	47.77	-0.61	54.0	6.23	AV	52.00	200	Horizontal	Pass
2	2389.950	62.99	-0.59	74.0	11.01	Peak	60.00	200	Horizontal	Pass
2**	2389.950	47.91	-0.59	54.0	6.09	AV	60.00	200	Horizontal	Pass

802.11n40 CHANNEL 7



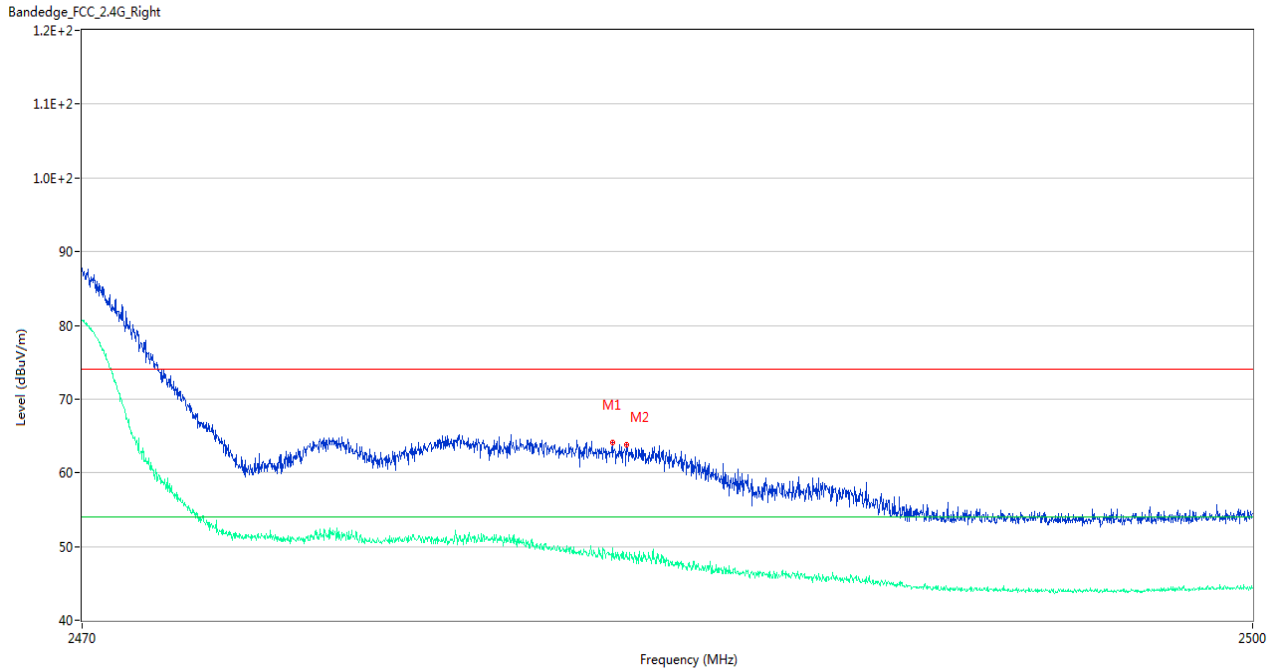
No.	Frequency (MHz)	Results (dBuV/m)	Factor (dB)	Limit (dBuV/m)	Margin (dB)	Detector	Table (Degree)	Height (cm)	Antenna	Verdict
1	2483.500	62.75	-0.05	74.0	11.25	Peak	49.00	200	Horizontal	Pass
1**	2483.500	48.41	-0.05	54.0	5.59	AV	49.00	200	Horizontal	Pass
2	2483.725	62.40	-0.07	74.0	11.60	Peak	46.00	150	Horizontal	Pass
2**	2483.725	48.09	-0.07	54.0	5.91	AV	46.00	150	Horizontal	Pass

802.11n40 CHANNEL 8



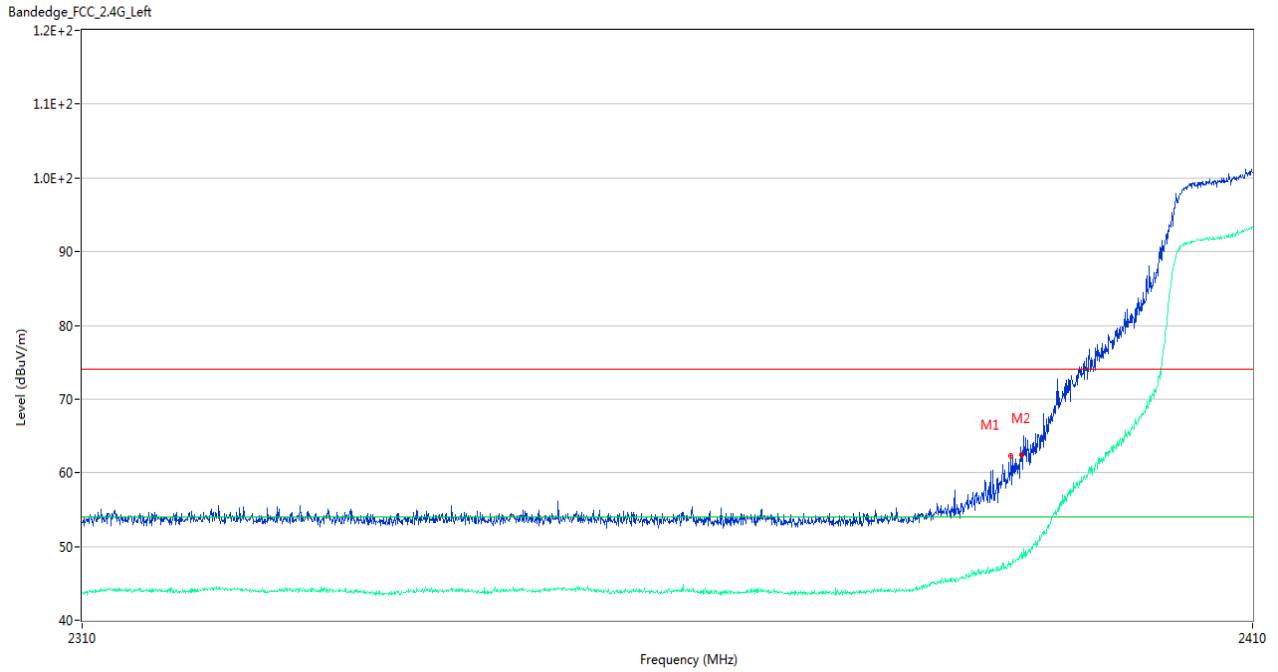
No.	Frequency (MHz)	Results (dBuV/m)	Factor (dB)	Limit (dBuV/m)	Margin (dB)	Detector	Table (Degree)	Height (cm)	Antenna	Verdict
1	2483.545	60.03	-0.06	74.0	13.97	Peak	59.00	100	Horizontal	Pass
1**	2483.545	48.14	-0.06	54.0	5.86	AV	59.00	100	Horizontal	Pass
2	2483.785	61.07	-0.08	74.0	12.93	Peak	151.00	150	Horizontal	Pass
2**	2483.785	47.86	-0.08	54.0	6.14	AV	151.00	150	Horizontal	Pass

802.11n40 CHANNEL 9



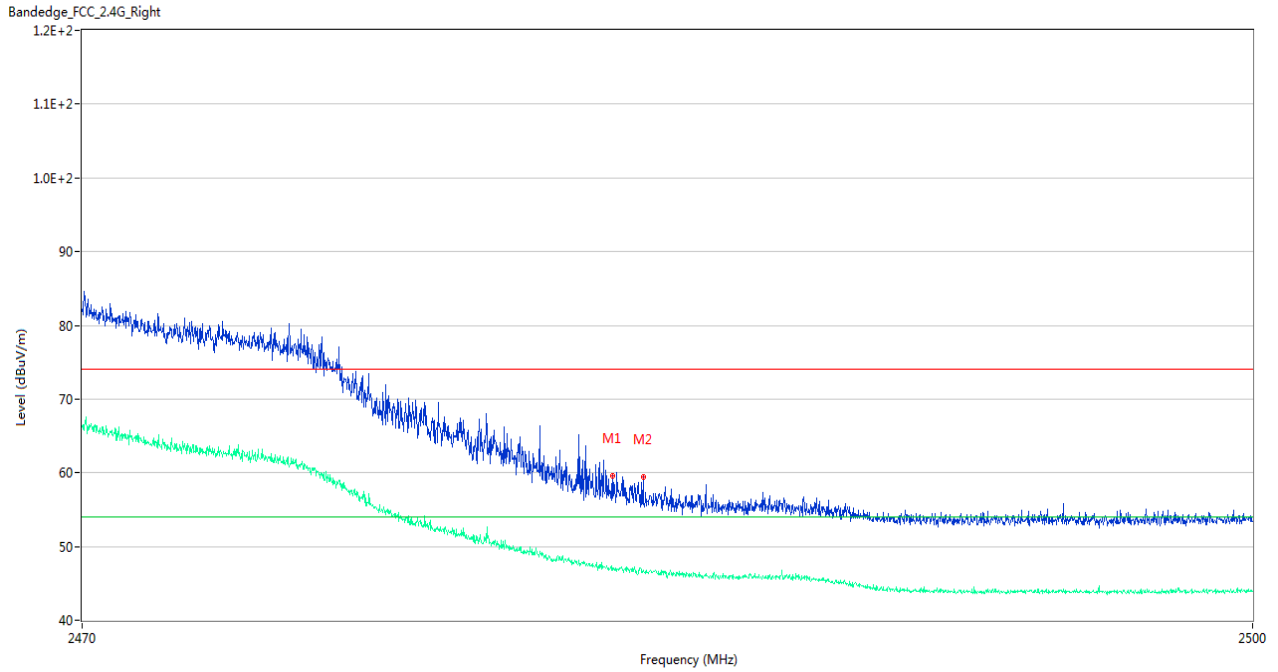
No.	Frequency (MHz)	Results (dBuV/m)	Factor (dB)	Limit (dBuV/m)	Margin (dB)	Detector	Table (Degree)	Height (cm)	Antenna	Verdict
1	2483.545	64.16	-0.20	74.0	9.84	Peak	69.00	150	Horizontal	Pass
1**	2483.545	48.91	-0.20	54.0	5.09	AV	69.00	150	Horizontal	Pass
2	2483.905	63.87	-0.18	74.0	10.13	Peak	73.00	150	Horizontal	Pass
2**	2483.905	48.59	-0.18	54.0	5.41	AV	73.00	150	Horizontal	Pass

VHT20 CHANNEL 1



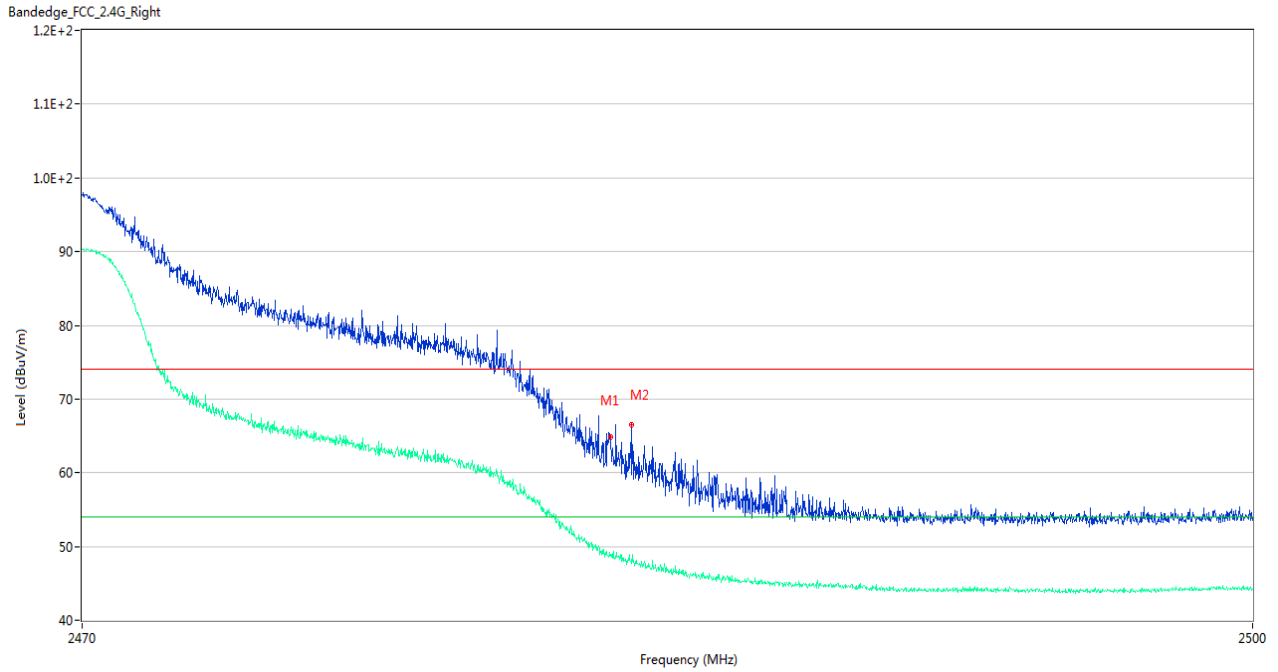
No.	Frequency (MHz)	Results (dBuV/m)	Factor (dB)	Limit (dBuV/m)	Margin (dB)	Detector	Table (Degree)	Height (cm)	Antenna	Verdict
1	2389.000	62.34	-0.81	74.0	11.66	Peak	49.00	150	Horizontal	Pass
1**	2389.000	47.73	-0.81	54.0	6.27	AV	49.00	150	Horizontal	Pass
2	2389.950	62.39	-0.59	74.0	11.61	Peak	81.00	200	Horizontal	Pass
2**	2389.950	48.48	-0.59	54.0	5.52	AV	81.00	200	Horizontal	Pass

VHT20 CHANNEL 10



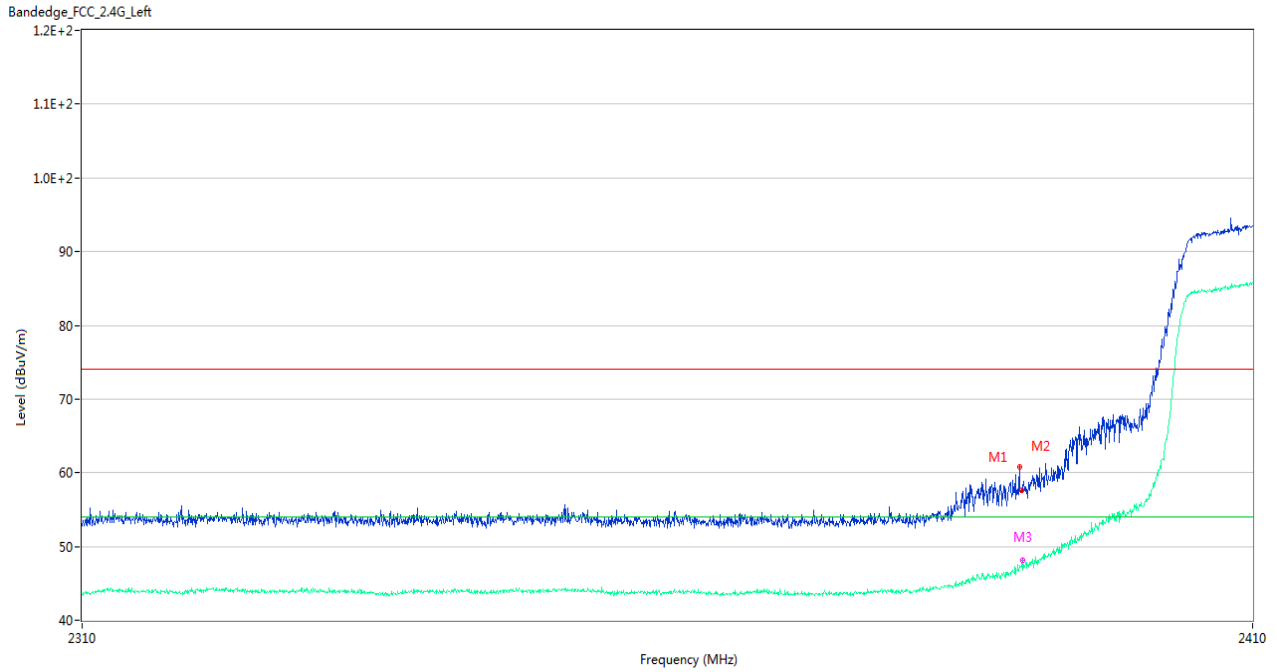
No.	Frequency (MHz)	Results (dBuV/m)	Factor (dB)	Limit (dBuV/m)	Margin (dB)	Detector	Table (Degree)	Height (cm)	Antenna	Verdict
1	2483.560	59.64	-0.06	74.0	14.36	Peak	143.00	100	Horizontal	Pass
1**	2483.560	47.08	-0.06	54.0	6.92	AV	143.00	100	Horizontal	Pass
2	2484.340	59.50	-0.13	74.0	14.50	Peak	136.00	150	Horizontal	Pass
2**	2484.340	46.72	-0.13	54.0	7.28	AV	136.00	150	Horizontal	Pass

VHT20 CHANNEL 11



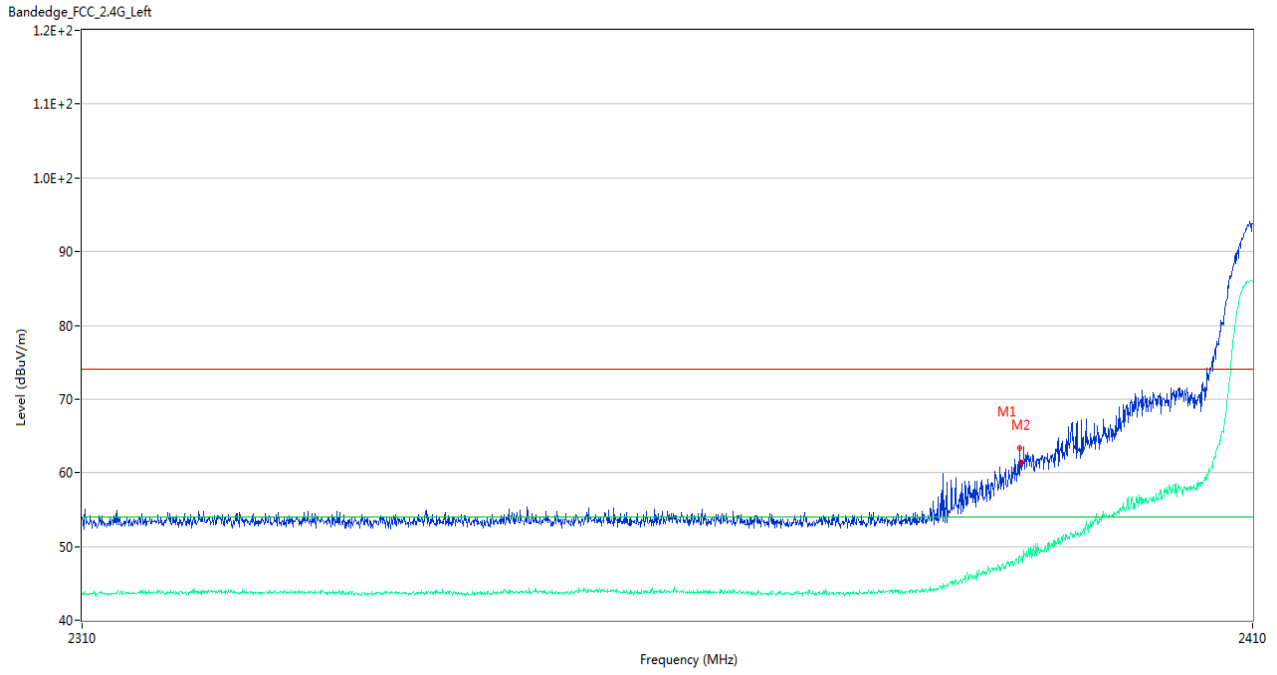
No.	Frequency (MHz)	Results (dBuV/m)	Factor (dB)	Limit (dBuV/m)	Margin (dB)	Detector	Table (Degree)	Height (cm)	Antenna	Verdict
1	2483.500	64.81	-0.21	74.0	9.19	Peak	56.00	200	Horizontal	Pass
1**	2483.500	48.75	-0.21	54.0	5.25	AV	56.00	200	Horizontal	Pass
2	2484.040	66.52	-0.17	74.0	7.48	Peak	148.00	150	Horizontal	Pass
2**	2484.040	47.64	-0.17	54.0	6.36	AV	148.00	150	Horizontal	Pass

VHT40 CHANNEL 3



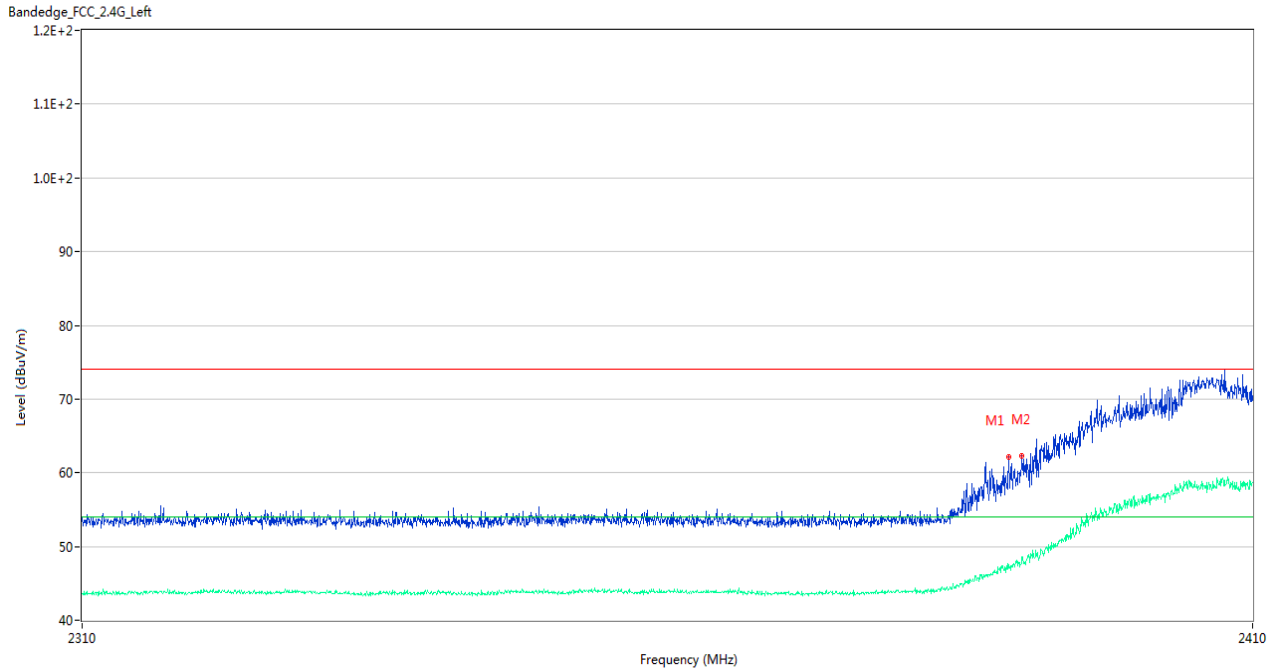
No.	Frequency (MHz)	Results (dBuV/m)	Factor (dB)	Limit (dBuV/m)	Margin (dB)	Detector	Table (Degree)	Height (cm)	Antenna	Verdict
1	2389.750	60.75	-0.64	74.0	13.25	Peak	61.00	200	Horizontal	Pass
1**	2389.750	47.45	-0.64	54.0	6.55	AV	61.00	200	Horizontal	Pass
2	2389.950	57.68	-0.59	74.0	16.32	Peak	73.00	200	Horizontal	Pass
2**	2389.950	47.30	-0.59	54.0	6.70	AV	73.00	200	Horizontal	Pass
3	2390.000	57.41	-0.58	74.0	16.59	Peak	68.00	100	Horizontal	Pass
3**	2390.000	48.10	-0.58	54.0	5.90	AV	68.00	100	Horizontal	Pass

VHT40 CHANNEL 4



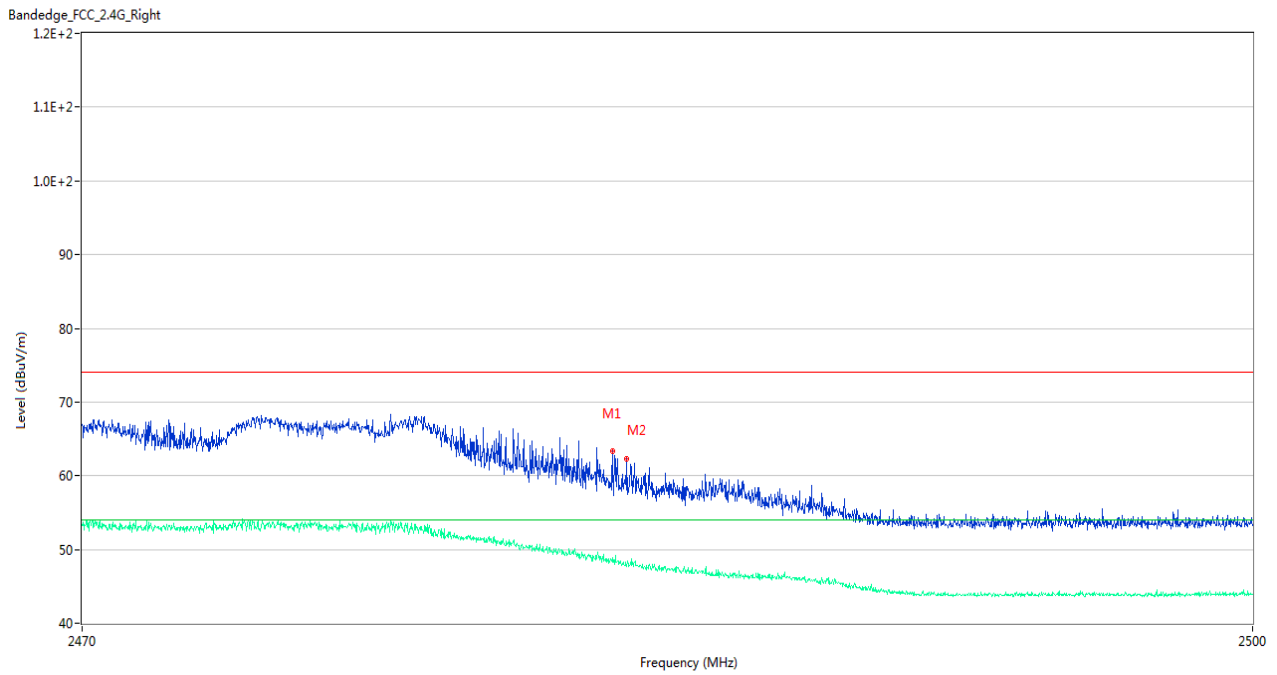
No.	Frequency (MHz)	Results (dBuV/m)	Factor (dB)	Limit (dBuV/m)	Margin (dB)	Detector	Table (Degree)	Height (cm)	Antenna	Verdict
1	2389.750	63.42	-0.60	74.0	10.58	Peak	56.00	150	Horizontal	Pass
1**	2389.750	48.79	-0.60	54.0	5.21	AV	56.00	150	Horizontal	Pass
2	2389.950	61.45	-0.59	74.0	12.55	Peak	68.00	100	Horizontal	Pass
2**	2389.950	48.15	-0.59	54.0	5.85	AV	68.00	100	Horizontal	Pass

VHT40 CHANNEL 5



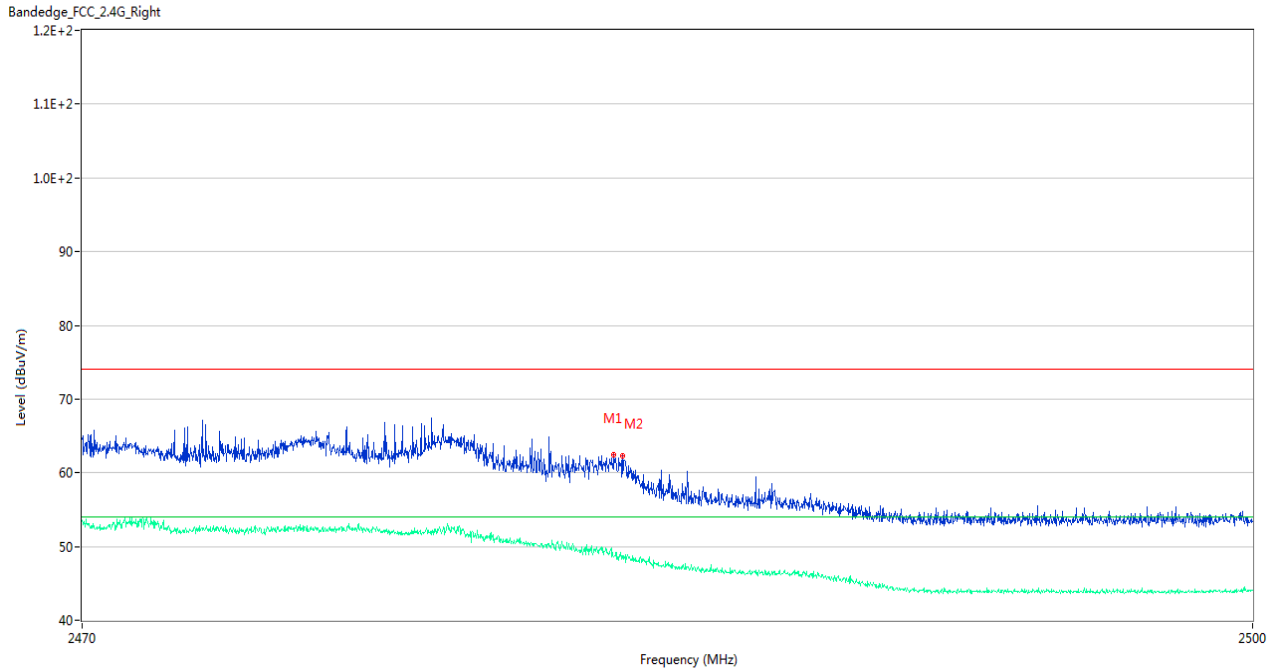
No.	Frequency (MHz)	Results (dBuV/m)	Factor (dB)	Limit (dBuV/m)	Margin (dB)	Detector	Table (Degree)	Height (cm)	Antenna	Verdict
1	2388.850	62.16	-0.63	74.0	11.84	Peak	133.00	100	Horizontal	Pass
1**	2388.850	47.59	-0.63	54.0	6.41	AV	133.00	100	Horizontal	Pass
2	2389.950	62.34	-0.59	74.0	11.66	Peak	140.00	100	Horizontal	Pass
2**	2389.950	48.62	-0.59	54.0	5.38	AV	140.00	100	Horizontal	Pass

VHT40 CHANNEL 7



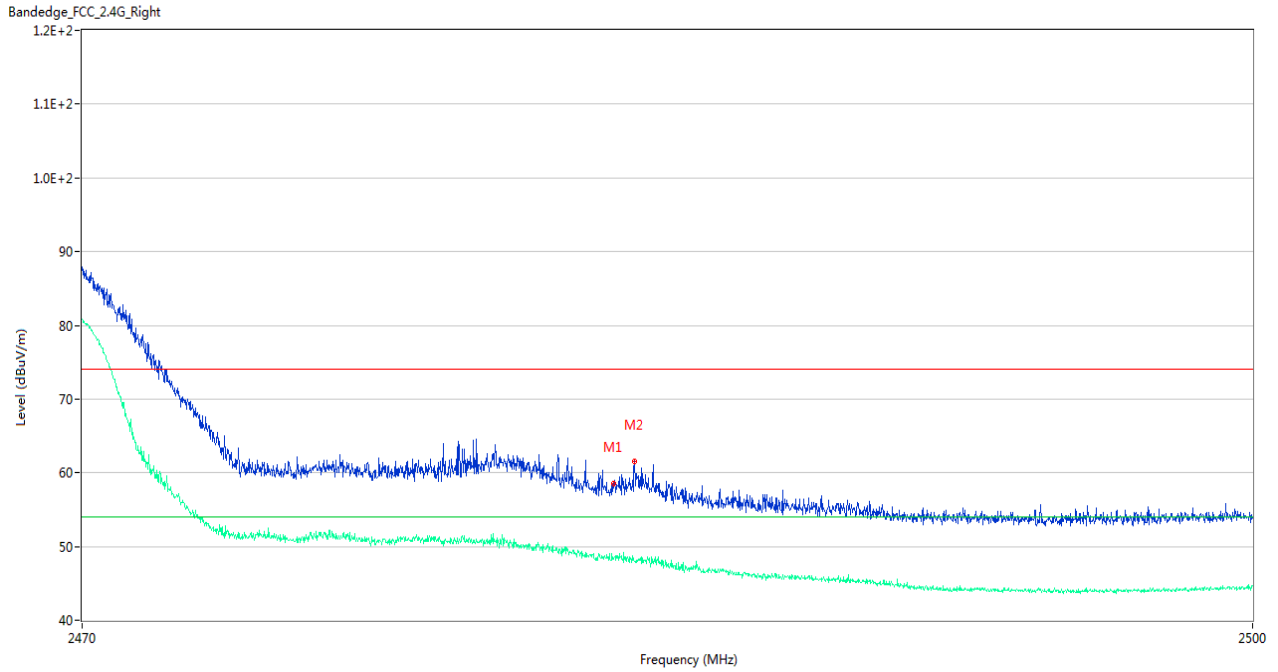
No.	Frequency (MHz)	Results (dBuV/m)	Factor (dB)	Limit (dBuV/m)	Margin (dB)	Detector	Table (Degree)	Height (cm)	Antenna	Verdict
1	2483.545	63.42	-0.06	74.0	10.58	Peak	52.00	200	Horizontal	Pass
1**	2483.545	48.29	-0.06	54.0	5.71	AV	52.00	200	Horizontal	Pass
2	2483.920	62.26	-0.09	74.0	11.74	Peak	51.00	150	Horizontal	Pass
2**	2483.920	47.69	-0.09	54.0	6.31	AV	51.00	150	Horizontal	Pass

VHT40 CHANNEL 8



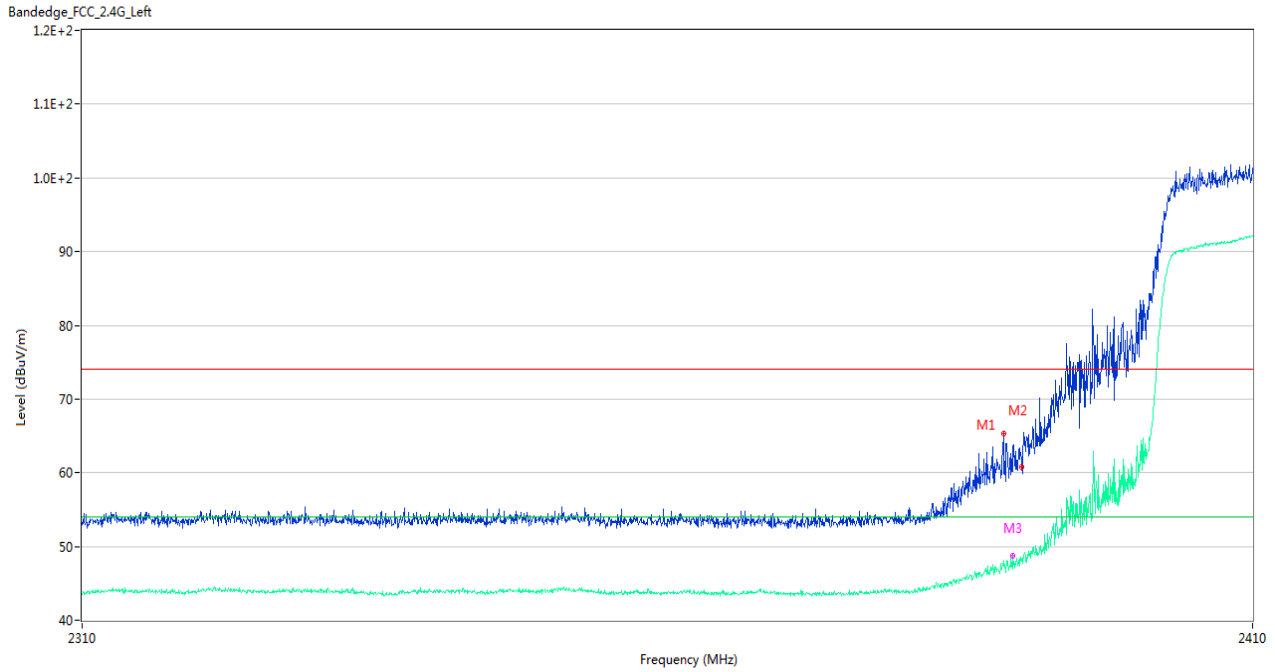
No.	Frequency (MHz)	Results (dBuV/m)	Factor (dB)	Limit (dBuV/m)	Margin (dB)	Detector	Table (Degree)	Height (cm)	Antenna	Verdict
1	2483.590	62.40	-0.06	74.0	11.60	Peak	138.00	200	Horizontal	Pass
1**	2483.590	48.52	-0.06	54.0	5.48	AV	138.00	200	Horizontal	Pass
2	2483.815	62.22	-0.08	74.0	11.78	Peak	52.00	100	Horizontal	Pass
2**	2483.815	48.77	-0.08	54.0	5.23	AV	52.00	100	Horizontal	Pass

VHT40 CHANNEL 9



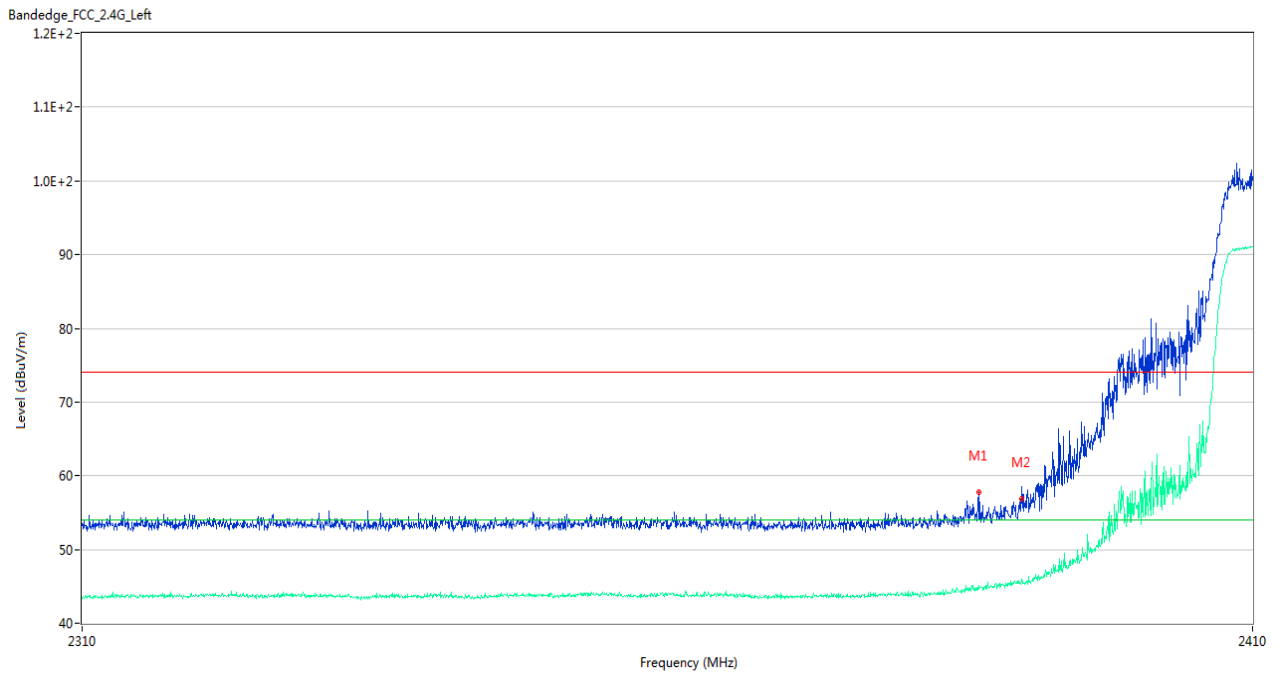
No.	Frequency (MHz)	Results (dBuV/m)	Factor (dB)	Limit (dBuV/m)	Margin (dB)	Detector	Table (Degree)	Height (cm)	Antenna	Verdict
1	2483.575	58.48	-0.20	74.0	15.52	Peak	68.00	150	Horizontal	Pass
1**	2483.575	48.34	-0.20	54.0	5.66	AV	68.00	150	Horizontal	Pass
2	2484.115	61.50	-0.17	74.0	12.50	Peak	74.00	200	Horizontal	Pass
2**	2484.115	48.03	-0.17	54.0	5.97	AV	74.00	200	Horizontal	Pass

802.11ax20(SU) CHANNEL 1



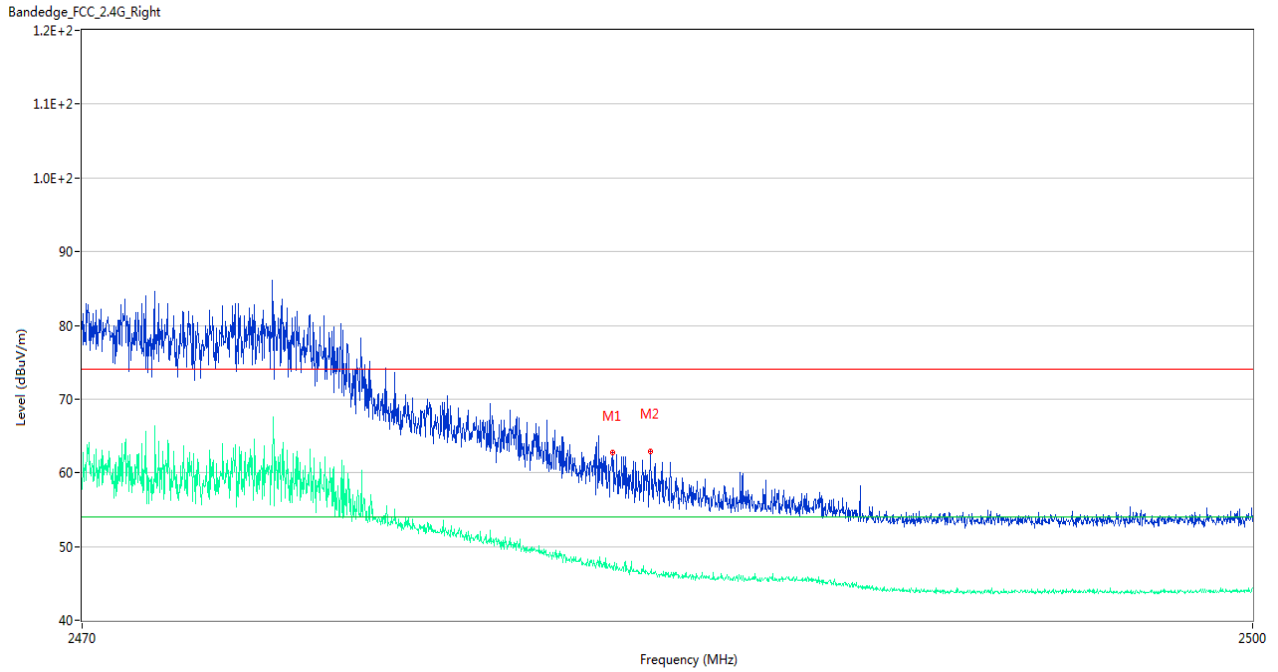
No.	Frequency (MHz)	Results (dBuV/m)	Factor (dB)	Limit (dBuV/m)	Margin (dB)	Detector	Table (Degree)	Height (cm)	Antenna	Verdict
1	2388.350	65.36	-0.80	74.0	8.64	Peak	71.00	150	Horizontal	Pass
1**	2388.350	47.42	-0.80	54.0	6.58	AV	71.00	150	Horizontal	Pass
2	2389.950	60.84	-0.59	74.0	13.16	Peak	35.00	200	Horizontal	Pass
2**	2389.950	48.00	-0.59	54.0	6.00	AV	35.00	200	Horizontal	Pass
3	2389.200	60.26	-0.76	74.0	13.74	Peak	90.00	100	Horizontal	Pass
3**	2389.200	48.71	-0.76	54.0	5.29	AV	90.00	100	Horizontal	Pass

802.11ax20(SU) CHANNEL 2



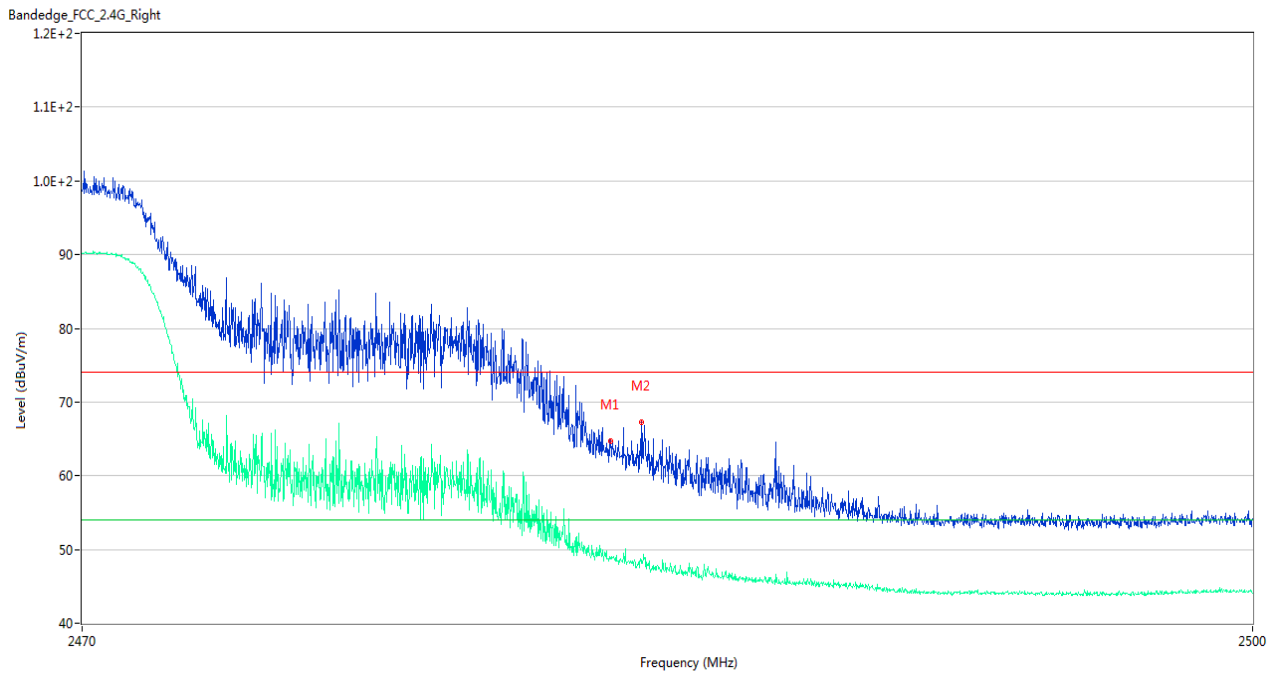
No.	Frequency (MHz)	Results (dBuV/m)	Factor (dB)	Limit (dBuV/m)	Margin (dB)	Detector	Table (Degree)	Height (cm)	Antenna	Verdict
1	2386.200	57.75	-0.71	74.0	16.25	Peak	77.00	200	Horizontal	Pass
1**	2386.200	45.13	-0.71	54.0	8.87	AV	77.00	200	Horizontal	Pass
2	2389.950	56.82	-0.59	74.0	17.18	Peak	42.00	100	Horizontal	Pass
2**	2389.950	46.00	-0.59	54.0	8.00	AV	42.00	100	Horizontal	Pass

802.11ax20(SU) CHANNEL 10



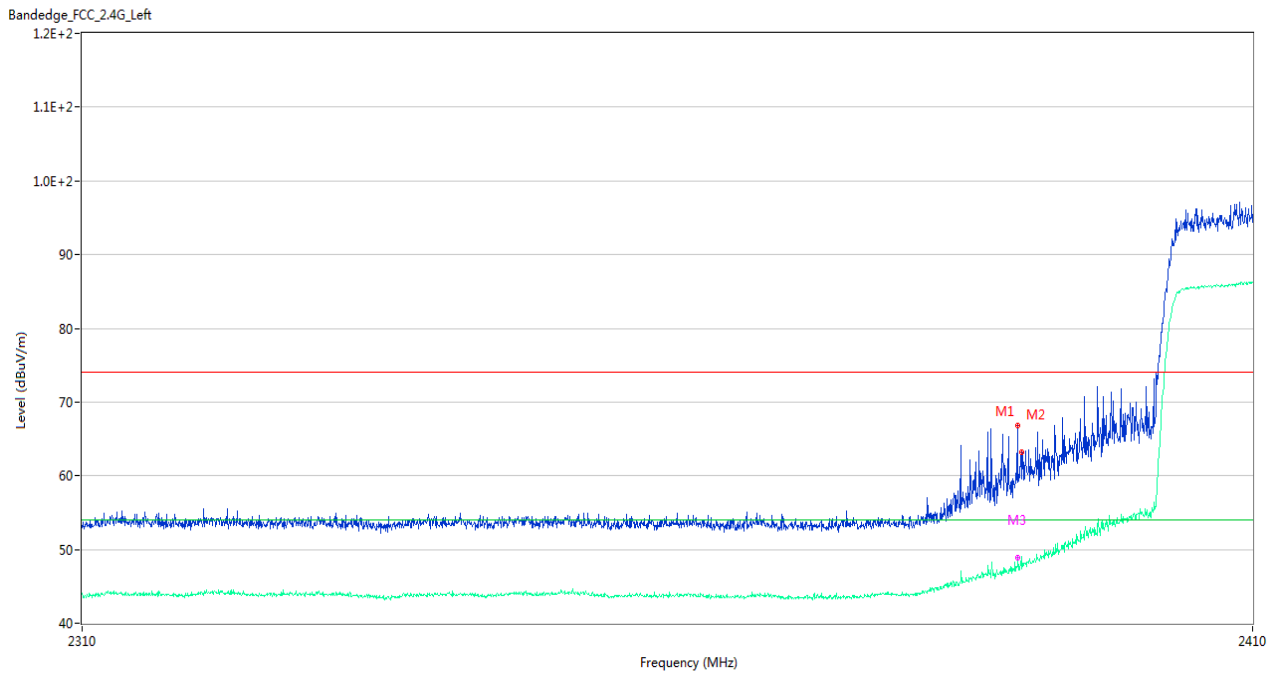
No.	Frequency (MHz)	Results (dBuV/m)	Factor (dB)	Limit (dBuV/m)	Margin (dB)	Detector	Table (Degree)	Height (cm)	Antenna	Verdict
1	2483.560	62.79	-0.06	74.0	11.21	Peak	57.00	150	Horizontal	Pass
1**	2483.560	47.26	-0.06	54.0	6.74	AV	57.00	150	Horizontal	Pass
2	2484.520	62.96	-0.14	74.0	11.04	Peak	39.00	150	Horizontal	Pass
2**	2484.520	46.54	-0.14	54.0	7.46	AV	39.00	150	Horizontal	Pass

802.11ax20(SU) CHANNEL 11



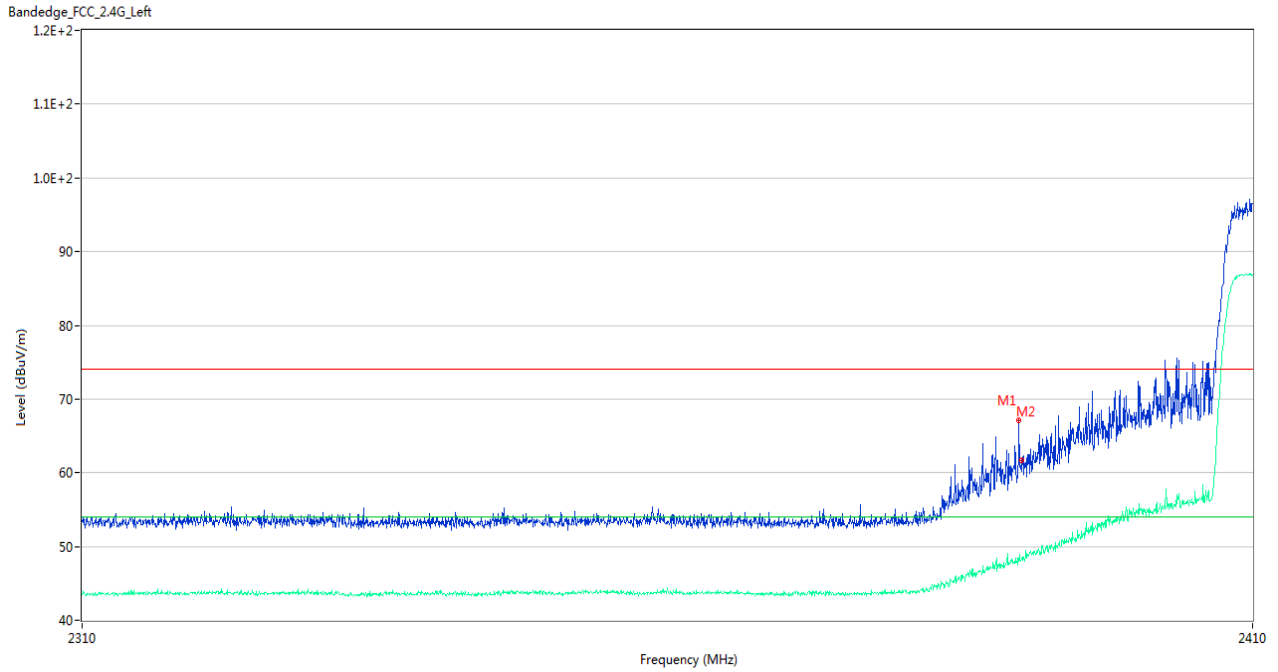
No.	Frequency (MHz)	Results (dBuV/m)	Factor (dB)	Limit (dBuV/m)	Margin (dB)	Detector	Table (Degree)	Height (cm)	Antenna	Verdict
1	2483.500	64.67	-0.21	74.0	9.33	Peak	141.00	150	Horizontal	Pass
1**	2483.500	48.68	-0.21	54.0	5.32	AV	141.00	150	Horizontal	Pass
2	2484.280	67.26	-0.15	74.0	6.74	Peak	67.00	200	Horizontal	Pass
2**	2484.280	48.18	-0.15	54.0	5.82	AV	67.00	200	Horizontal	Pass

802.11ax40(SU) CHANNEL 3



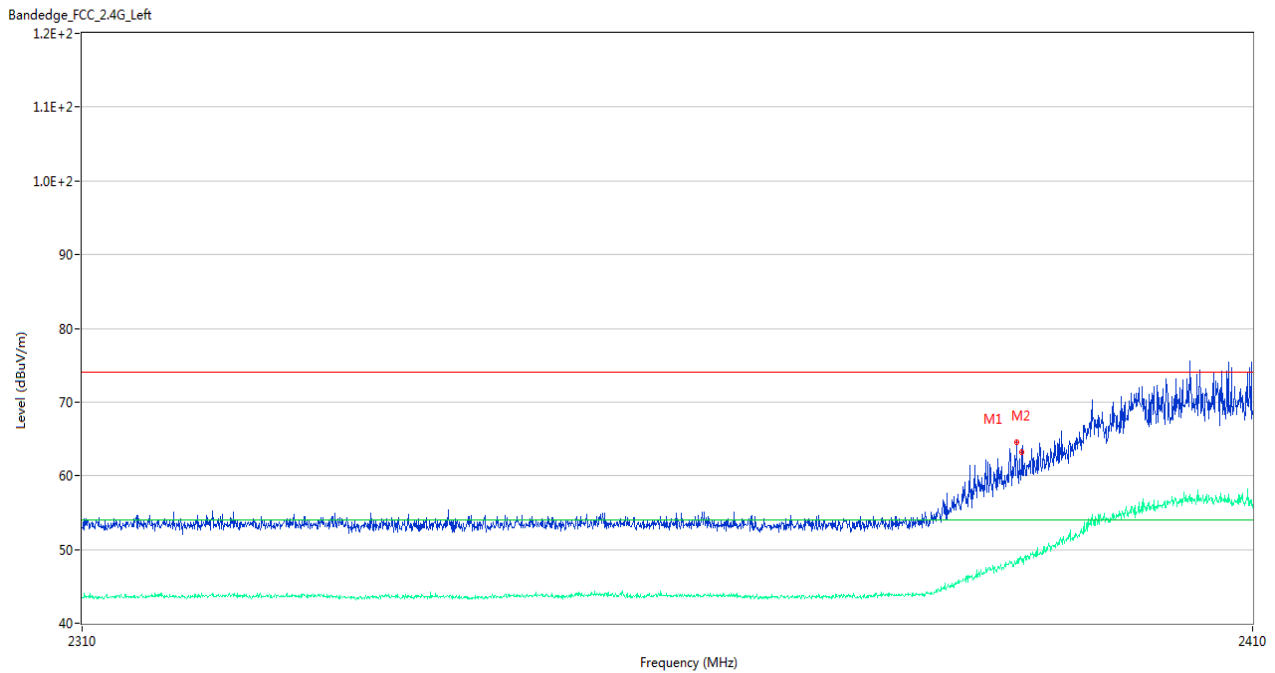
No.	Frequency (MHz)	Results (dBuV/m)	Factor (dB)	Limit (dBuV/m)	Margin (dB)	Detector	Table (Degree)	Height (cm)	Antenna	Verdict
1	2389.550	66.80	-0.68	74.0	7.20	Peak	52.00	100	Horizontal	Pass
1**	2389.550	47.68	-0.68	54.0	6.32	AV	52.00	100	Horizontal	Pass
2	2389.950	63.18	-0.59	74.0	10.82	Peak	82.00	150	Horizontal	Pass
2**	2389.950	47.38	-0.59	54.0	6.62	AV	82.00	150	Horizontal	Pass
3	2389.600	59.16	-0.67	74.0	14.84	Peak	73.00	100	Horizontal	Pass
3**	2389.600	48.95	-0.67	54.0	5.05	AV	73.00	100	Horizontal	Pass

802.11ax40(SU) CHANNEL 4



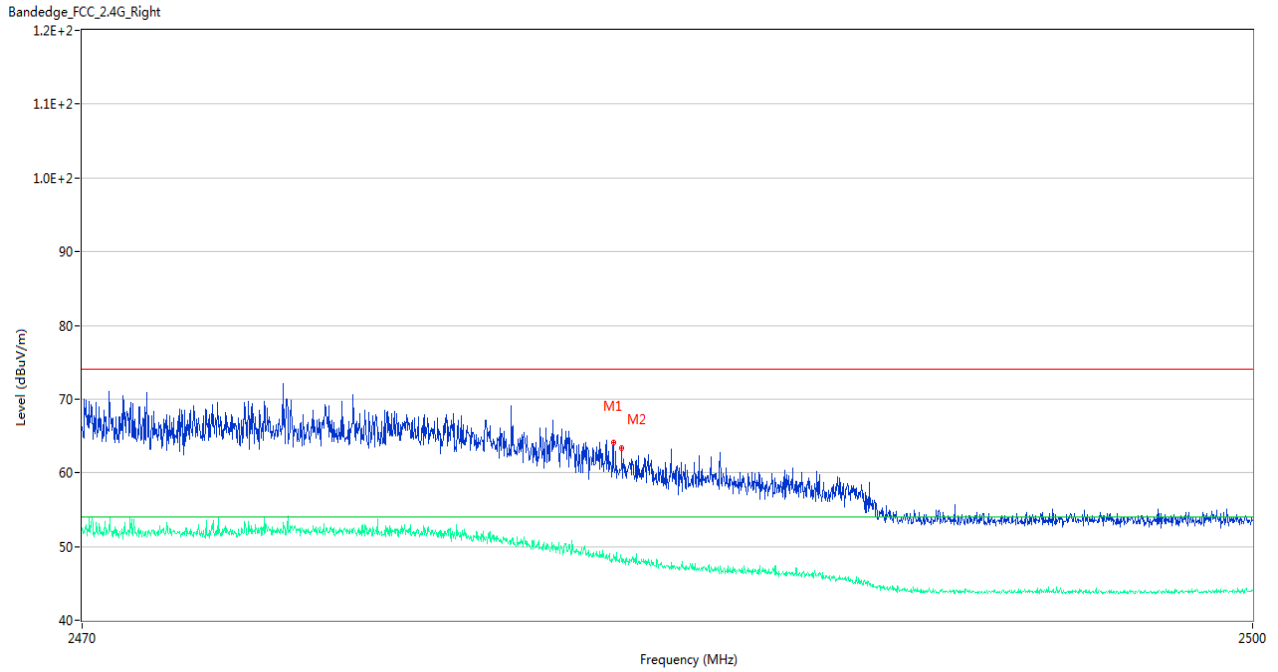
No.	Frequency (MHz)	Results (dBuV/m)	Factor (dB)	Limit (dBuV/m)	Margin (dB)	Detector	Table (Degree)	Height (cm)	Antenna	Verdict
1	2389.700	67.08	-0.60	74.0	6.92	Peak	52.00	100	Horizontal	Pass
1**	2389.700	47.99	-0.60	54.0	6.01	AV	52.00	100	Horizontal	Pass
2	2389.950	61.67	-0.59	74.0	12.33	Peak	67.00	150	Horizontal	Pass
2**	2389.950	48.29	-0.59	54.0	5.71	AV	67.00	150	Horizontal	Pass

802.11ax40(SU) CHANNEL 5



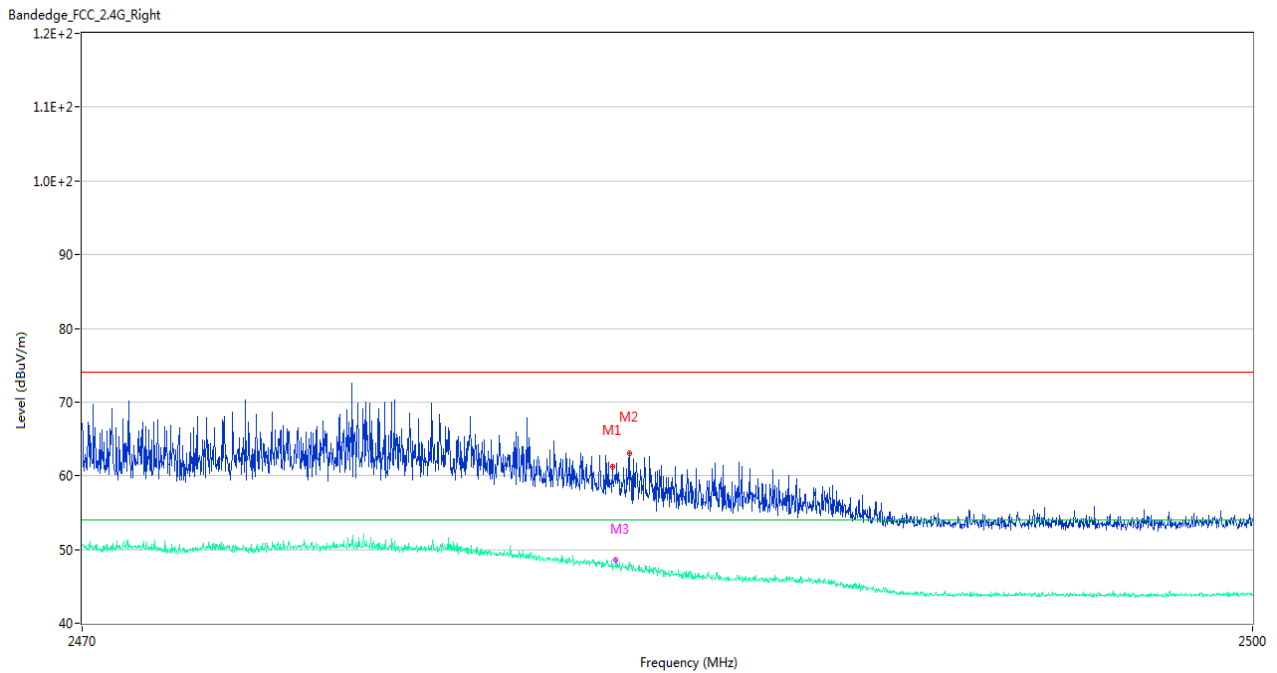
No.	Frequency (MHz)	Results (dBuV/m)	Factor (dB)	Limit (dBuV/m)	Margin (dB)	Detector	Table (Degree)	Height (cm)	Antenna	Verdict
1	2389.500	64.58	-0.61	74.0	9.42	Peak	72.00	150	Horizontal	Pass
1**	2389.500	48.17	-0.61	54.0	5.83	AV	72.00	150	Horizontal	Pass
2	2389.950	63.19	-0.59	74.0	10.81	Peak	69.00	200	Horizontal	Pass
2**	2389.950	48.73	-0.59	54.0	5.27	AV	69.00	200	Horizontal	Pass

802.11ax40(SU) CHANNEL 7



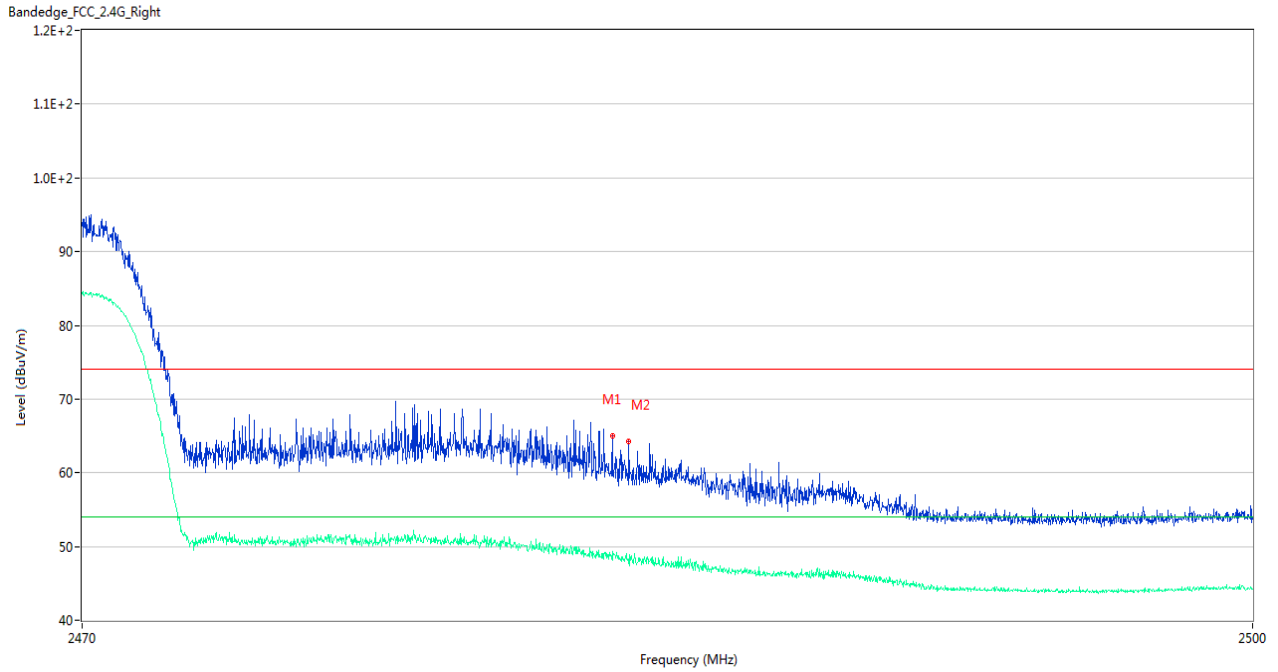
No.	Frequency (MHz)	Results (dBuV/m)	Factor (dB)	Limit (dBuV/m)	Margin (dB)	Detector	Table (Degree)	Height (cm)	Antenna	Verdict
1	2483.575	64.08	-0.06	74.0	9.92	Peak	43.00	200	Horizontal	Pass
1**	2483.575	48.52	-0.06	54.0	5.48	AV	43.00	200	Horizontal	Pass
2	2483.785	63.39	-0.08	74.0	10.61	Peak	59.00	100	Horizontal	Pass
2**	2483.785	48.00	-0.08	54.0	6.00	AV	59.00	100	Horizontal	Pass

802.11ax40(SU) CHANNEL 8



No.	Frequency (MHz)	Results (dBuV/m)	Factor (dB)	Limit (dBuV/m)	Margin (dB)	Detector	Table (Degree)	Height (cm)	Antenna	Verdict
1	2483.545	61.24	-0.06	74.0	12.76	Peak	151.00	200	Horizontal	Pass
1**	2483.545	47.17	-0.06	54.0	6.83	AV	151.00	200	Horizontal	Pass
2	2483.980	62.98	-0.10	74.0	11.02	Peak	44.00	100	Horizontal	Pass
2**	2483.980	47.85	-0.10	54.0	6.15	AV	44.00	100	Horizontal	Pass
3	2483.635	58.98	-0.06	74.0	15.02	Peak	47.00	100	Horizontal	Pass
3**	2483.635	48.56	-0.06	54.0	5.44	AV	47.00	100	Horizontal	Pass

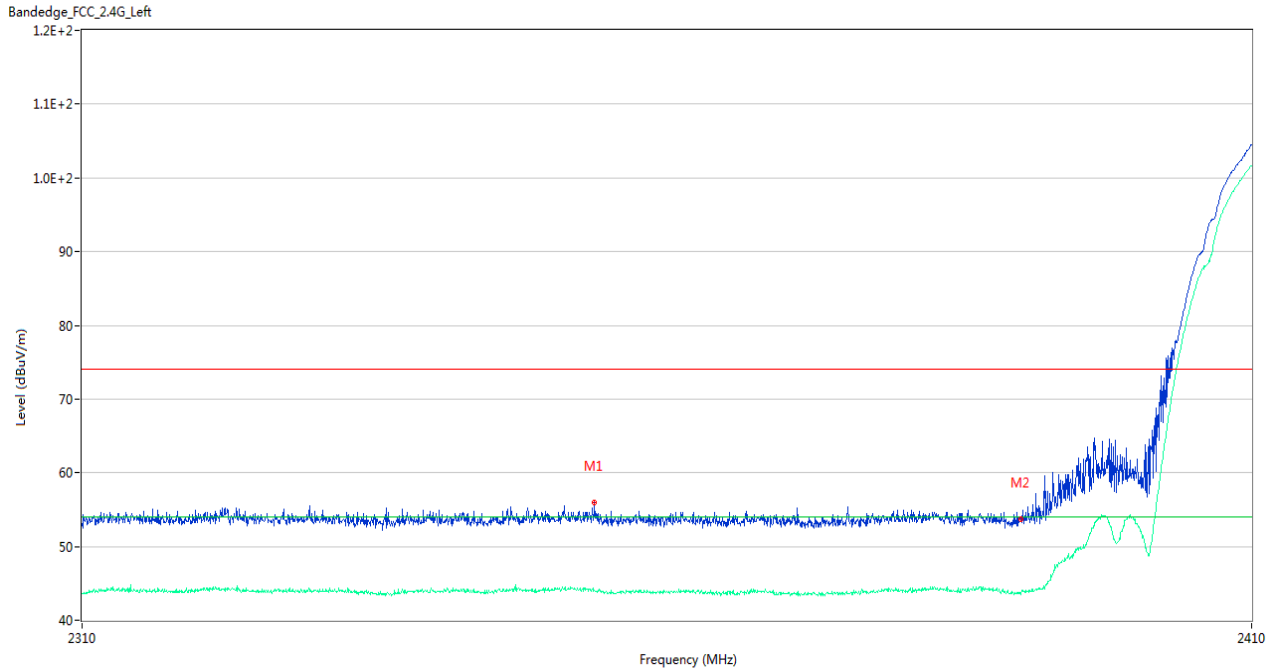
802.11ax40(SU) CHANNEL 9



No.	Frequency (MHz)	Results (dBuV/m)	Factor (dB)	Limit (dBuV/m)	Margin (dB)	Detector	Table (Degree)	Height (cm)	Antenna	Verdict
1	2483.545	65.02	-0.20	74.0	8.98	Peak	63.00	150	Horizontal	Pass
1**	2483.545	48.20	-0.20	54.0	5.80	AV	63.00	150	Horizontal	Pass
2	2483.965	64.30	-0.18	74.0	9.70	Peak	49.00	150	Horizontal	Pass
2**	2483.965	47.66	-0.18	54.0	6.34	AV	49.00	150	Horizontal	Pass

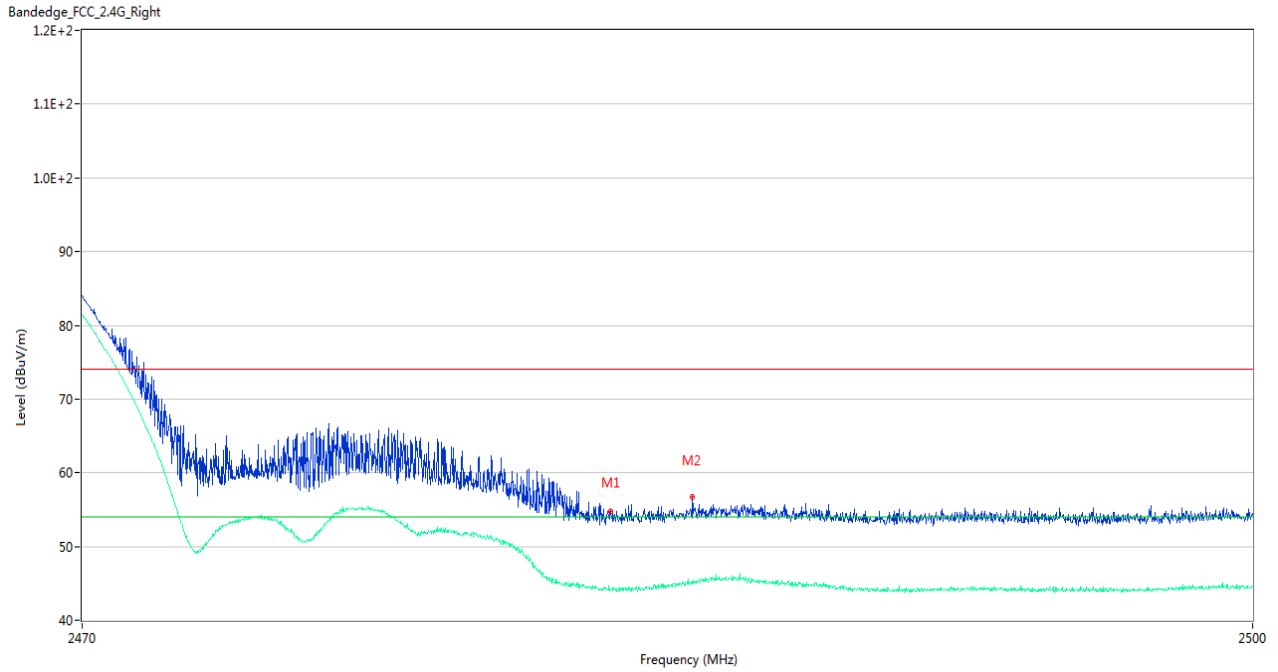
MIMO

802.11b CHANNEL 1



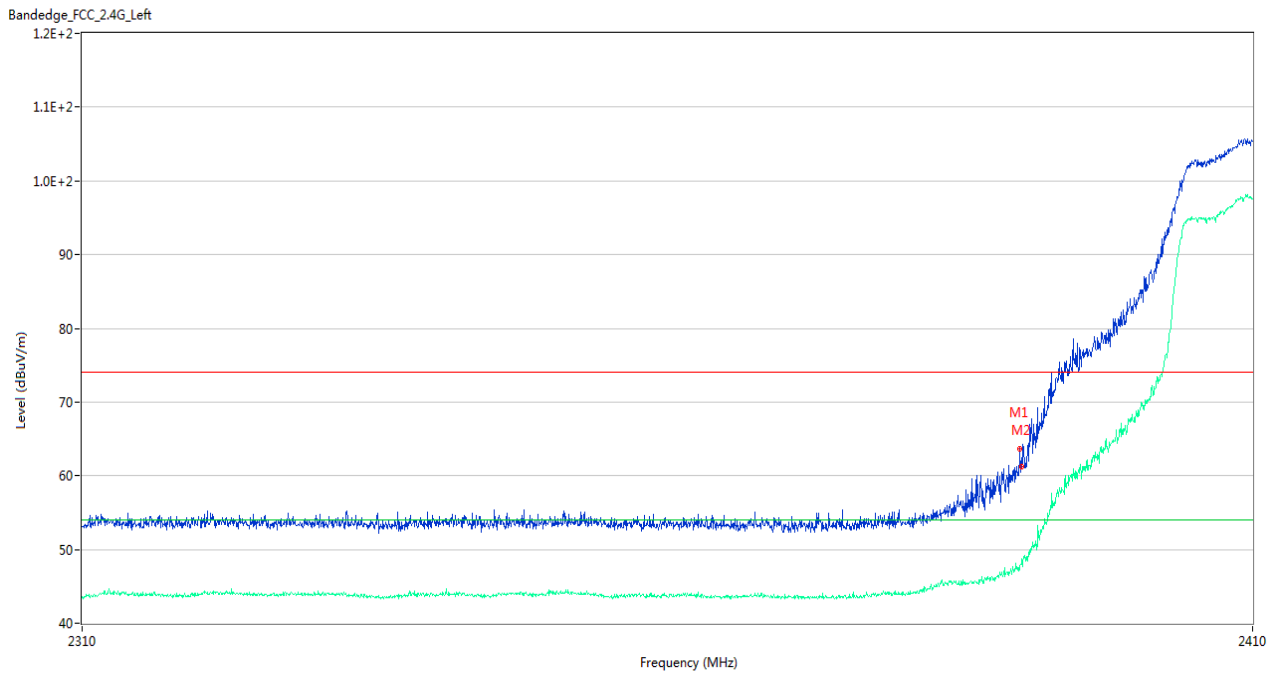
No.	Frequency (MHz)	Results (dBuV/m)	Factor (dB)	Limit (dBuV/m)	Margin (dB)	Detector	Table (Degree)	Height (cm)	Antenna	Verdict
1	2353.300	55.96	-0.33	74.0	18.04	Peak	191.00	100	Horizontal	Pass
1**	2353.300	44.11	-0.33	54.0	9.89	AV	191.00	100	Horizontal	Pass
2	2389.950	53.71	-0.59	74.0	20.29	Peak	138.00	150	Horizontal	Pass
2**	2389.950	43.70	-0.59	54.0	10.30	AV	138.00	150	Horizontal	Pass

802.11b CHANNEL 11



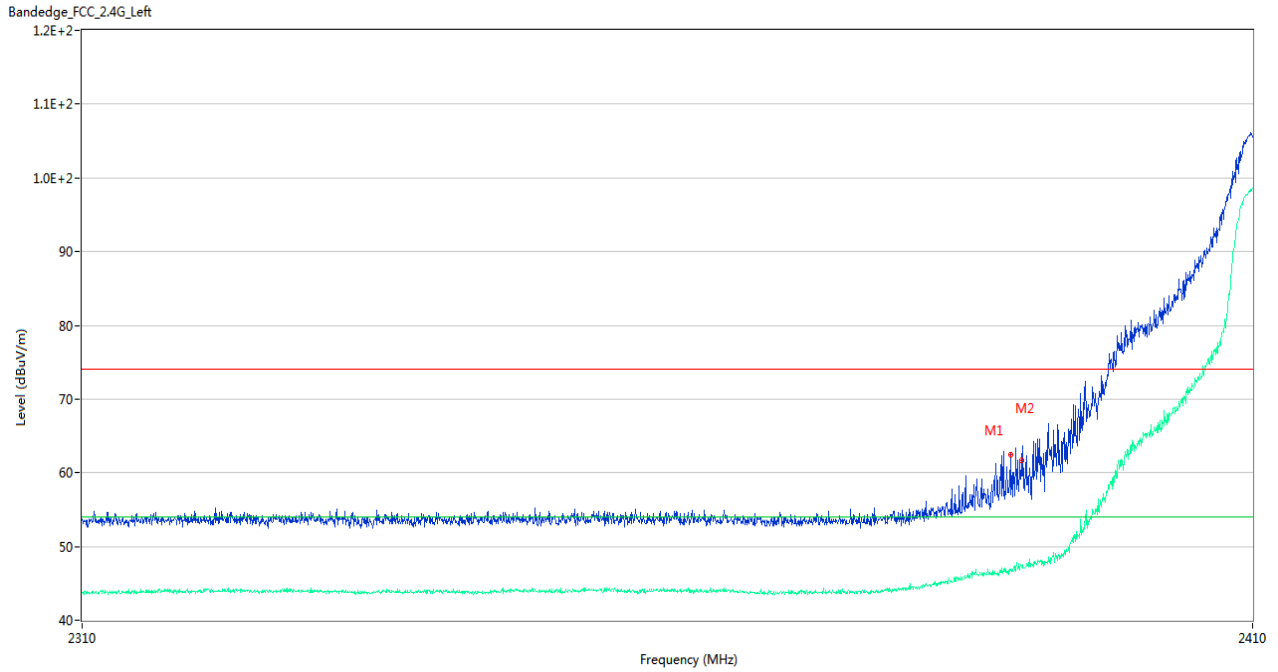
No.	Frequency (MHz)	Results (dBuV/m)	Factor (dB)	Limit (dBuV/m)	Margin (dB)	Detector	Table (Degree)	Height (cm)	Antenna	Verdict
1	2483.500	54.78	-0.21	74.0	19.22	Peak	224.00	100	Horizontal	Pass
1**	2483.500	44.13	-0.21	54.0	9.87	AV	224.00	100	Horizontal	Pass
2	2485.600	56.75	0.02	74.0	17.25	Peak	196.00	100	Horizontal	Pass
2**	2485.600	45.08	0.02	54.0	8.92	AV	196.00	100	Horizontal	Pass

802.11g CHANNEL 1



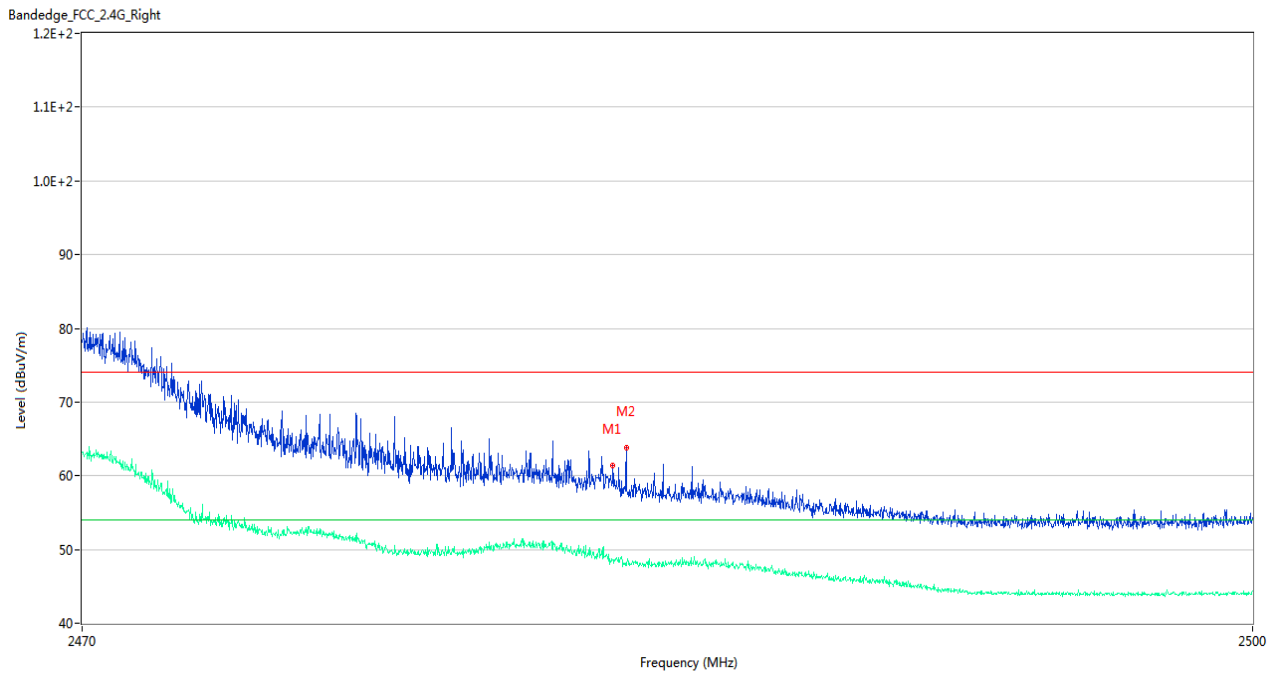
No.	Frequency (MHz)	Results (dBuV/m)	Factor (dB)	Limit (dBuV/m)	Margin (dB)	Detector	Table (Degree)	Height (cm)	Antenna	Verdict
1	2389.800	63.70	-0.63	74.0	10.30	Peak	197.00	200	Horizontal	Pass
1**	2389.800	47.88	-0.63	54.0	6.12	AV	197.00	200	Horizontal	Pass
2	2389.950	61.28	-0.59	74.0	12.72	Peak	239.00	200	Horizontal	Pass
2**	2389.950	48.81	-0.59	54.0	5.19	AV	239.00	200	Horizontal	Pass

802.11g CHANNEL 2



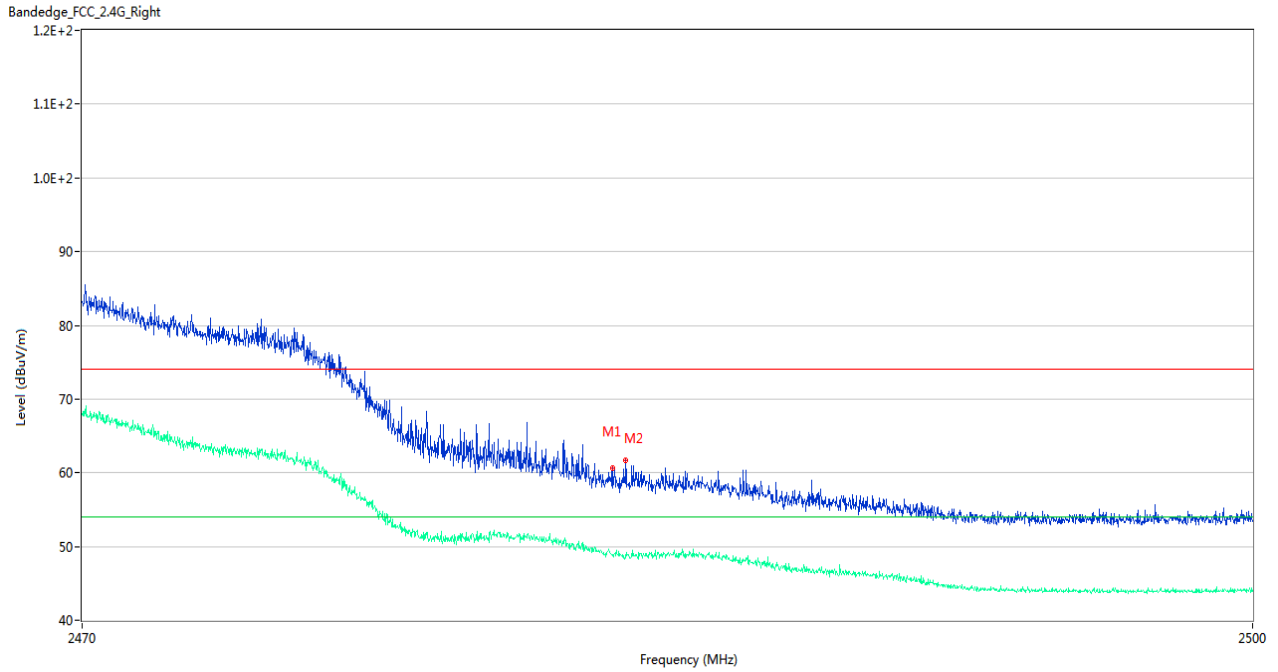
No.	Frequency (MHz)	Results (dBuV/m)	Factor (dB)	Limit (dBuV/m)	Margin (dB)	Detector	Table (Degree)	Height (cm)	Antenna	Verdict
1	2388.950	62.49	-0.63	74.0	11.51	Peak	189.00	150	Horizontal	Pass
1**	2388.950	46.94	-0.63	54.0	7.06	AV	189.00	150	Horizontal	Pass
2	2389.950	59.08	-0.59	74.0	14.92	Peak	208.00	150	Horizontal	Pass
2**	2389.950	47.19	-0.59	54.0	6.81	AV	208.00	150	Horizontal	Pass

802.11g CHANNEL 9



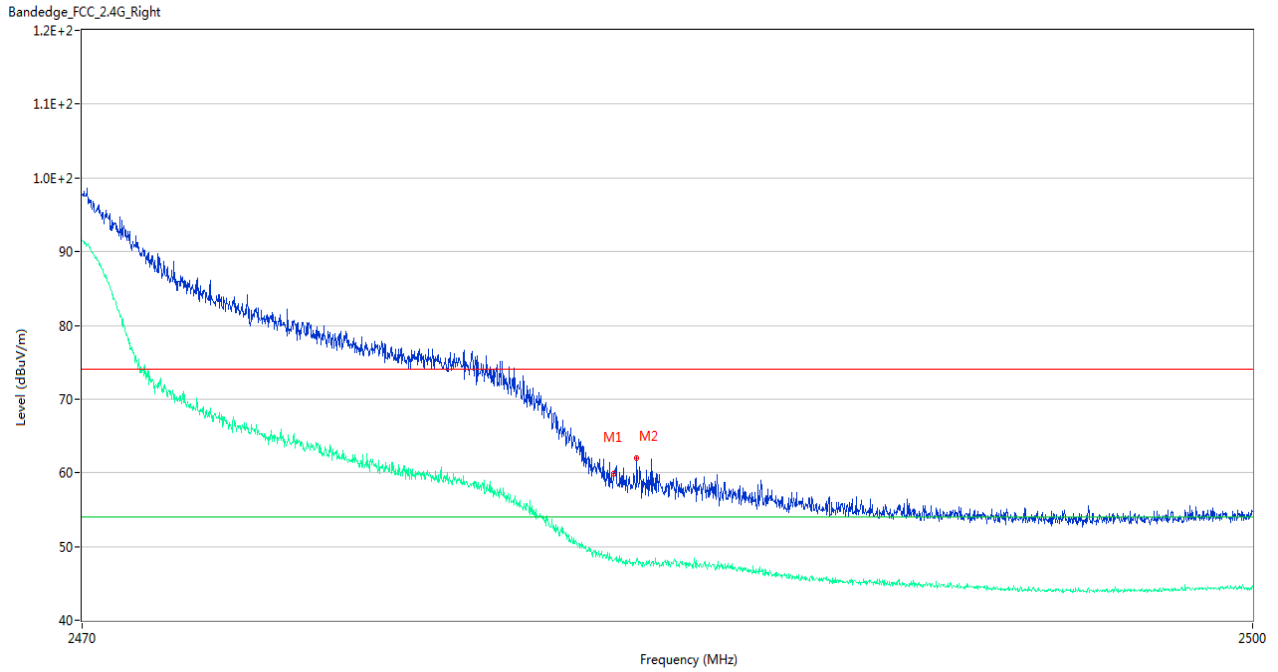
No.	Frequency (MHz)	Results (dBuV/m)	Factor (dB)	Limit (dBuV/m)	Margin (dB)	Detector	Table (Degree)	Height (cm)	Antenna	Verdict
1	2483.560	61.36	-0.06	74.0	12.64	Peak	217.00	100	Horizontal	Pass
1**	2483.560	48.59	-0.06	54.0	5.41	AV	217.00	100	Horizontal	Pass
2	2483.905	63.76	-0.09	74.0	10.24	Peak	208.00	100	Horizontal	Pass
2**	2483.905	48.11	-0.09	54.0	5.89	AV	208.00	100	Horizontal	Pass

802.11g CHANNEL 10



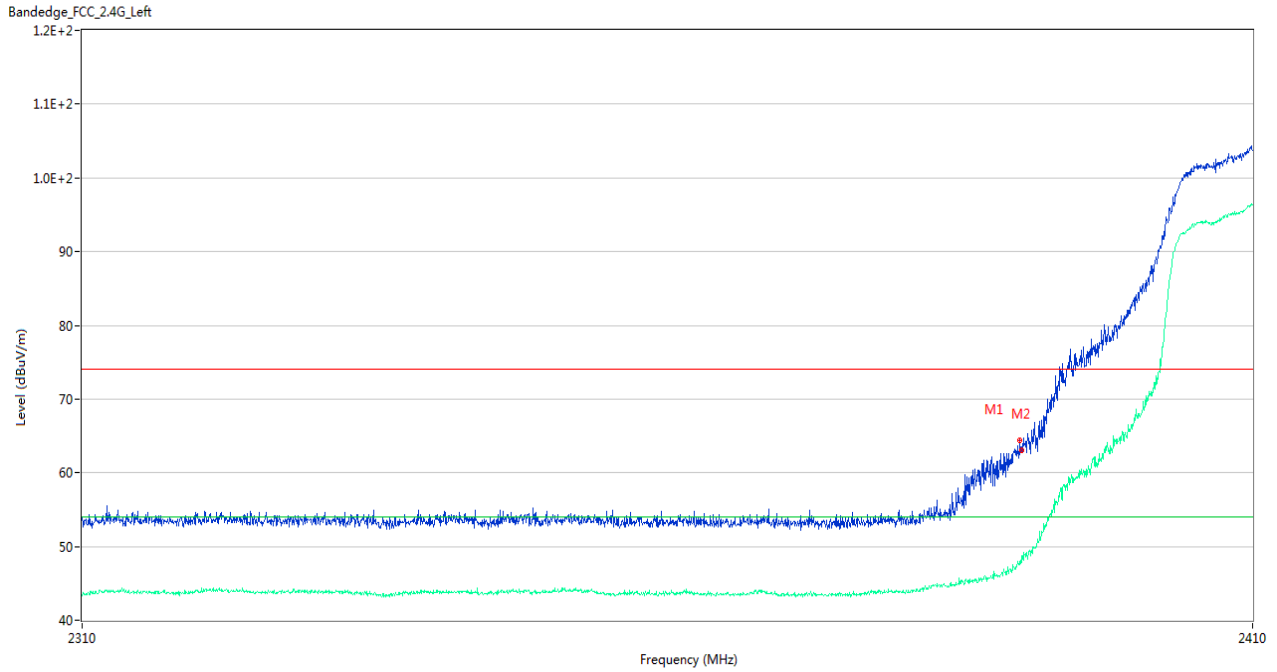
No.	Frequency (MHz)	Results (dBuV/m)	Factor (dB)	Limit (dBuV/m)	Margin (dB)	Detector	Table (Degree)	Height (cm)	Antenna	Verdict
1	2483.560	60.65	-0.06	74.0	13.35	Peak	194.00	150	Horizontal	Pass
1**	2483.560	48.85	-0.06	54.0	5.15	AV	194.00	150	Horizontal	Pass
2	2483.890	61.74	-0.09	74.0	12.26	Peak	223.00	150	Horizontal	Pass
2**	2483.890	48.90	-0.09	54.0	5.10	AV	223.00	150	Horizontal	Pass

802.11g CHANNEL 11



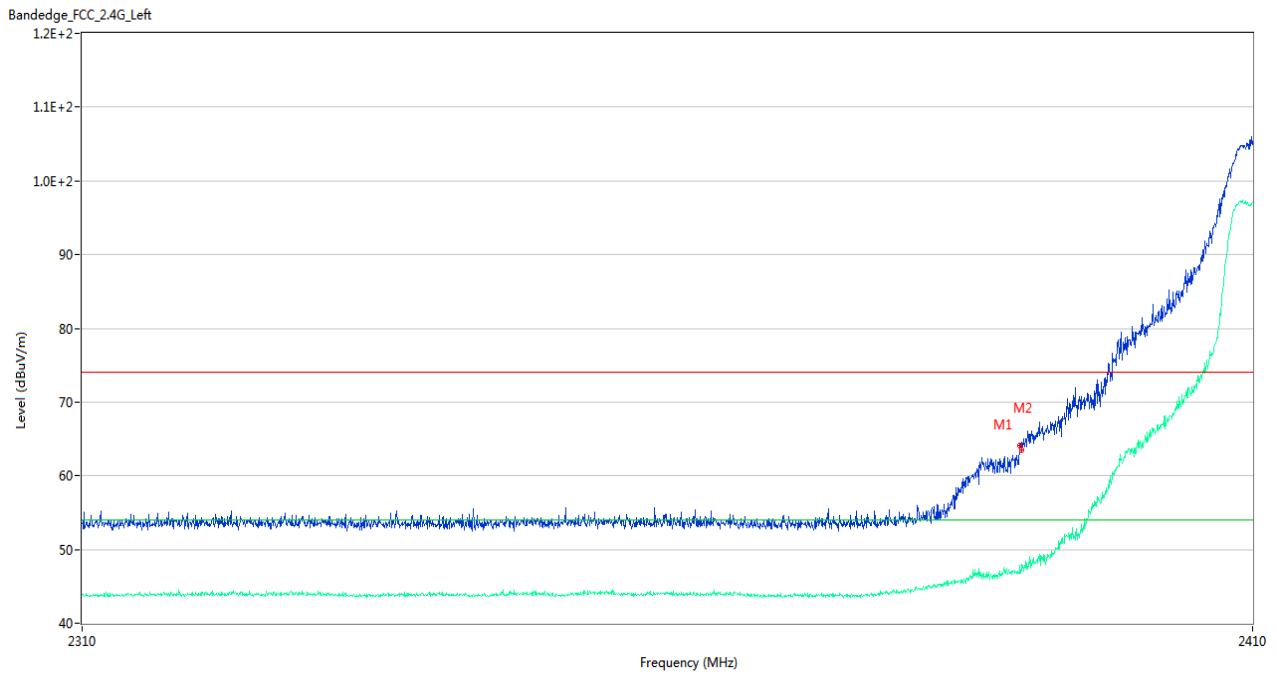
No.	Frequency (MHz)	Results (dBuV/m)	Factor (dB)	Limit (dBuV/m)	Margin (dB)	Detector	Table (Degree)	Height (cm)	Antenna	Verdict
1	2483.590	59.82	-0.20	74.0	14.18	Peak	214.00	200	Horizontal	Pass
1**	2483.590	48.10	-0.20	54.0	5.90	AV	214.00	200	Horizontal	Pass
2	2484.175	61.96	-0.16	74.0	12.04	Peak	201.00	150	Horizontal	Pass
2**	2484.175	48.21	-0.16	54.0	5.79	AV	201.00	150	Horizontal	Pass

802.11n20 CHANNEL 1



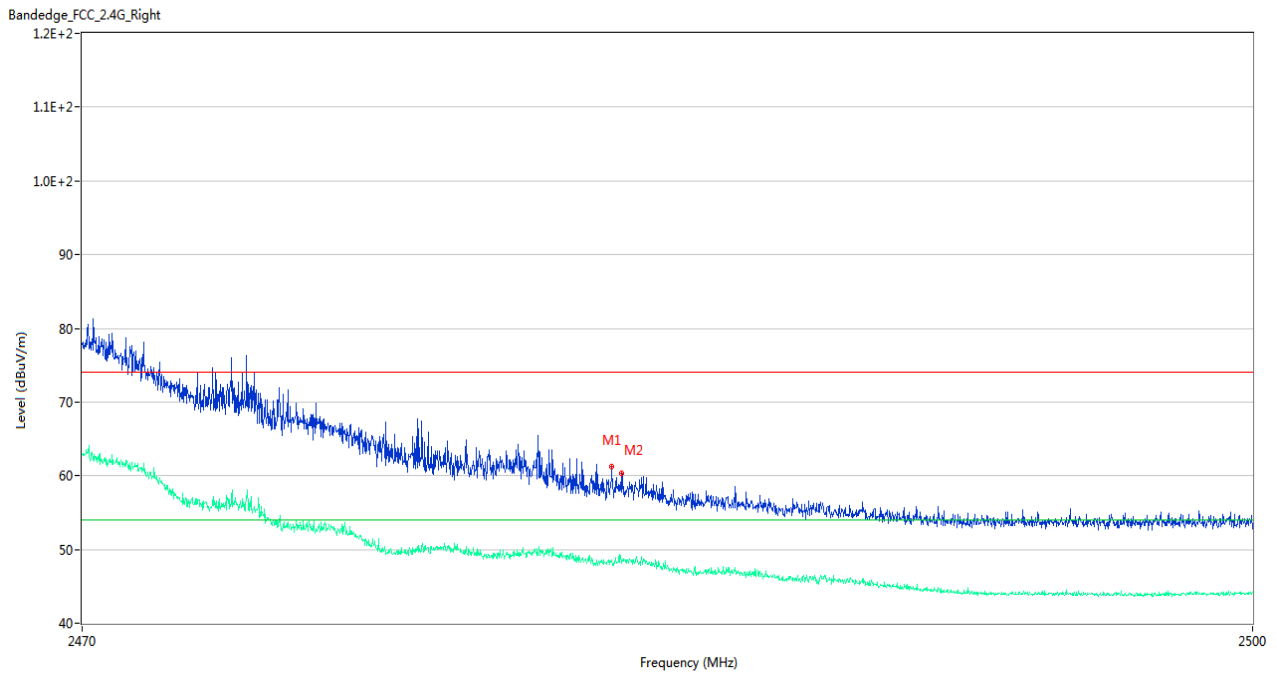
No.	Frequency (MHz)	Results (dBuV/m)	Factor (dB)	Limit (dBuV/m)	Margin (dB)	Detector	Table (Degree)	Height (cm)	Antenna	Verdict
1	2389.800	64.46	-0.63	74.0	9.54	Peak	197.00	200	Horizontal	Pass
1**	2389.800	47.92	-0.63	54.0	6.08	AV	197.00	200	Horizontal	Pass
2	2389.950	63.07	-0.59	74.0	10.93	Peak	199.00	150	Horizontal	Pass
2**	2389.950	47.88	-0.59	54.0	6.12	AV	199.00	150	Horizontal	Pass

802.11n20 CHANNEL 2



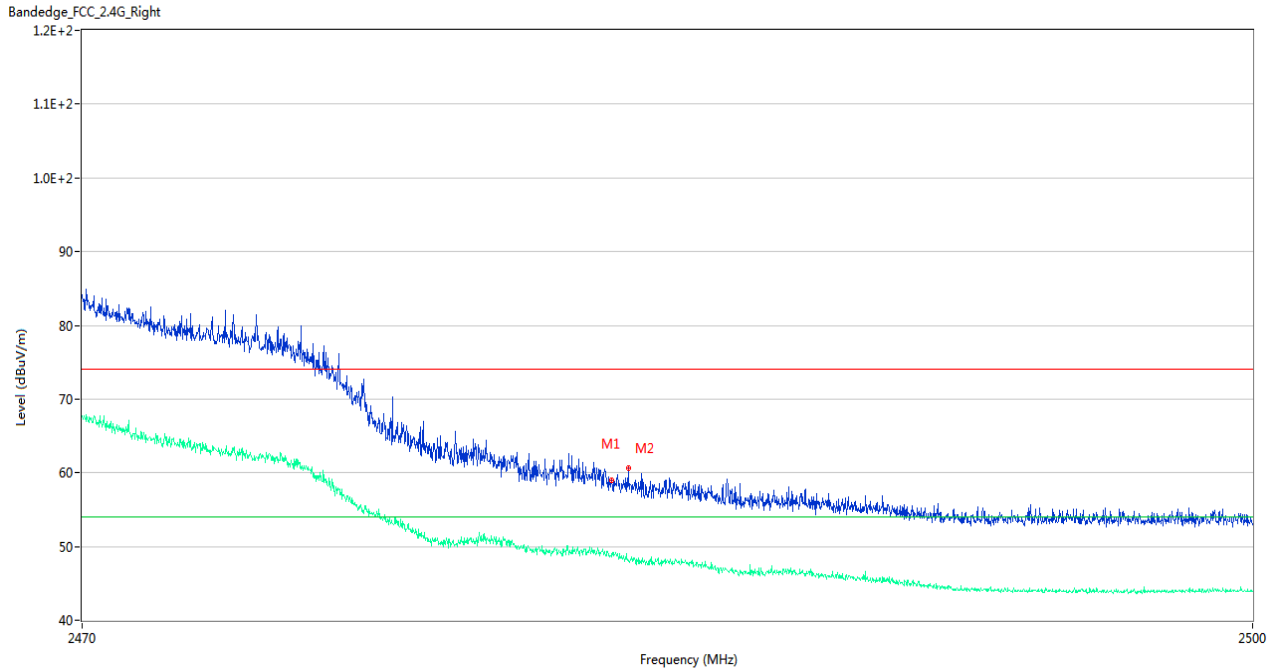
No.	Frequency (MHz)	Results (dBuV/m)	Factor (dB)	Limit (dBuV/m)	Margin (dB)	Detector	Table (Degree)	Height (cm)	Antenna	Verdict
1	2389.750	64.10	-0.60	74.0	9.90	Peak	201.00	200	Horizontal	Pass
1**	2389.750	46.72	-0.60	54.0	7.28	AV	201.00	200	Horizontal	Pass
2	2389.950	63.46	-0.59	74.0	10.54	Peak	341.00	100	Horizontal	Pass
2**	2389.950	47.99	-0.59	54.0	6.01	AV	341.00	100	Horizontal	Pass

802.11n20 CHANNEL 9



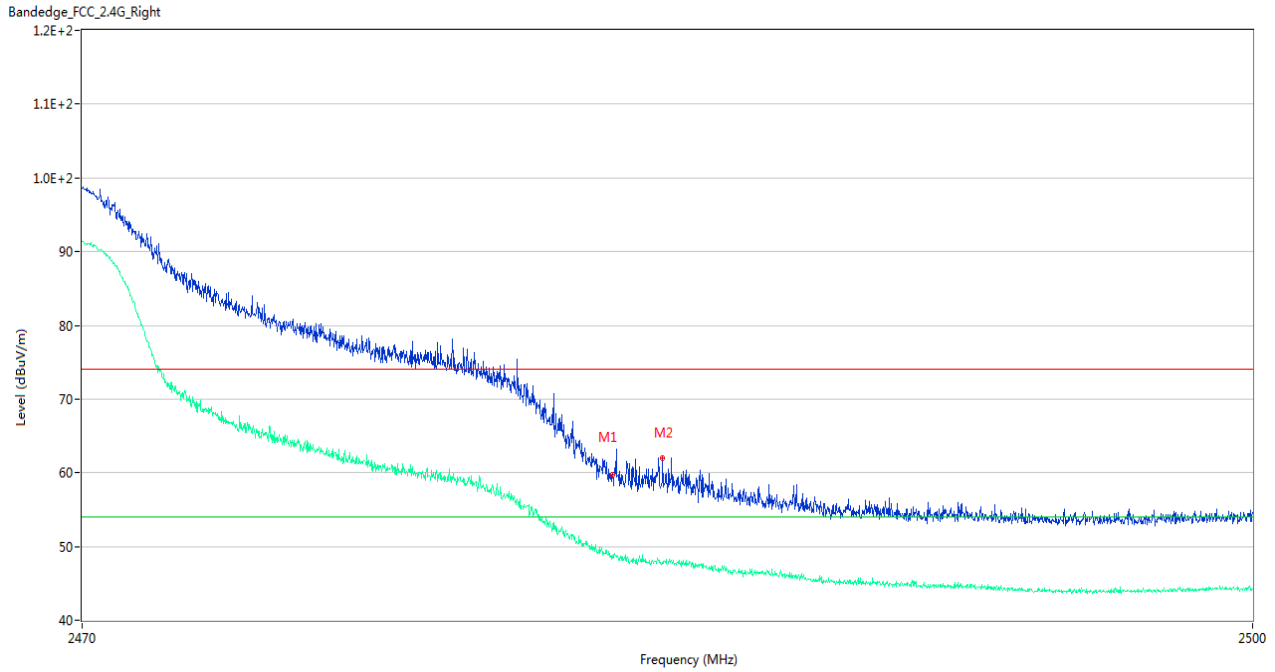
No.	Frequency (MHz)	Results (dBuV/m)	Factor (dB)	Limit (dBuV/m)	Margin (dB)	Detector	Table (Degree)	Height (cm)	Antenna	Verdict
1	2483.530	61.20	-0.05	74.0	12.80	Peak	215.00	100	Horizontal	Pass
1**	2483.530	48.60	-0.05	54.0	5.40	AV	215.00	100	Horizontal	Pass
2	2483.770	60.35	-0.08	74.0	13.65	Peak	202.00	200	Horizontal	Pass
2**	2483.770	48.13	-0.08	54.0	5.87	AV	202.00	200	Horizontal	Pass

802.11n20 CHANNEL 10



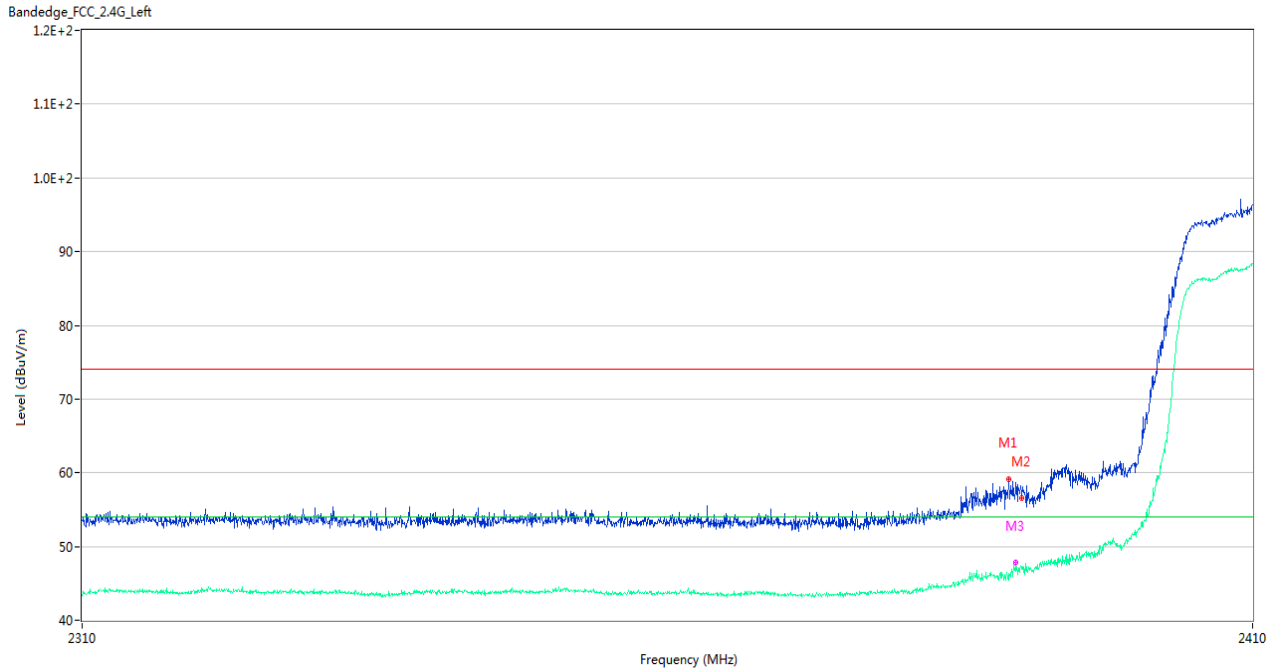
No.	Frequency (MHz)	Results (dBuV/m)	Factor (dB)	Limit (dBuV/m)	Margin (dB)	Detector	Table (Degree)	Height (cm)	Antenna	Verdict
1	2483.515	59.01	-0.05	74.0	14.99	Peak	195.00	150	Horizontal	Pass
1**	2483.515	48.64	-0.05	54.0	5.36	AV	195.00	150	Horizontal	Pass
2	2483.950	60.67	-0.09	74.0	13.33	Peak	205.00	100	Horizontal	Pass
2**	2483.950	48.03	-0.09	54.0	5.97	AV	205.00	100	Horizontal	Pass

802.11n20 CHANNEL 11



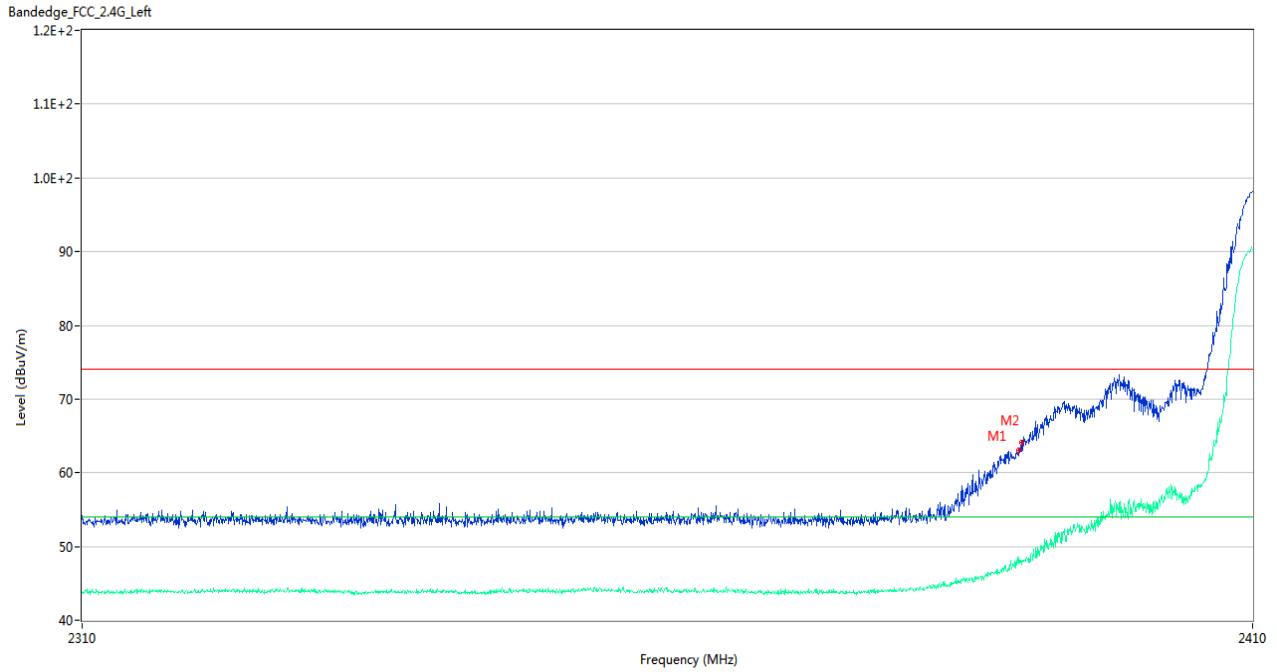
No.	Frequency (MHz)	Results (dBuV/m)	Factor (dB)	Limit (dBuV/m)	Margin (dB)	Detector	Table (Degree)	Height (cm)	Antenna	Verdict
1	2483.560	59.78	-0.20	74.0	14.22	Peak	205.00	100	Horizontal	Pass
1**	2483.560	48.74	-0.20	54.0	5.26	AV	205.00	100	Horizontal	Pass
2	2484.835	62.02	-0.08	74.0	11.98	Peak	204.00	150	Horizontal	Pass
2**	2484.835	47.74	-0.08	54.0	6.26	AV	204.00	150	Horizontal	Pass

802.11n40 CHANNEL 3



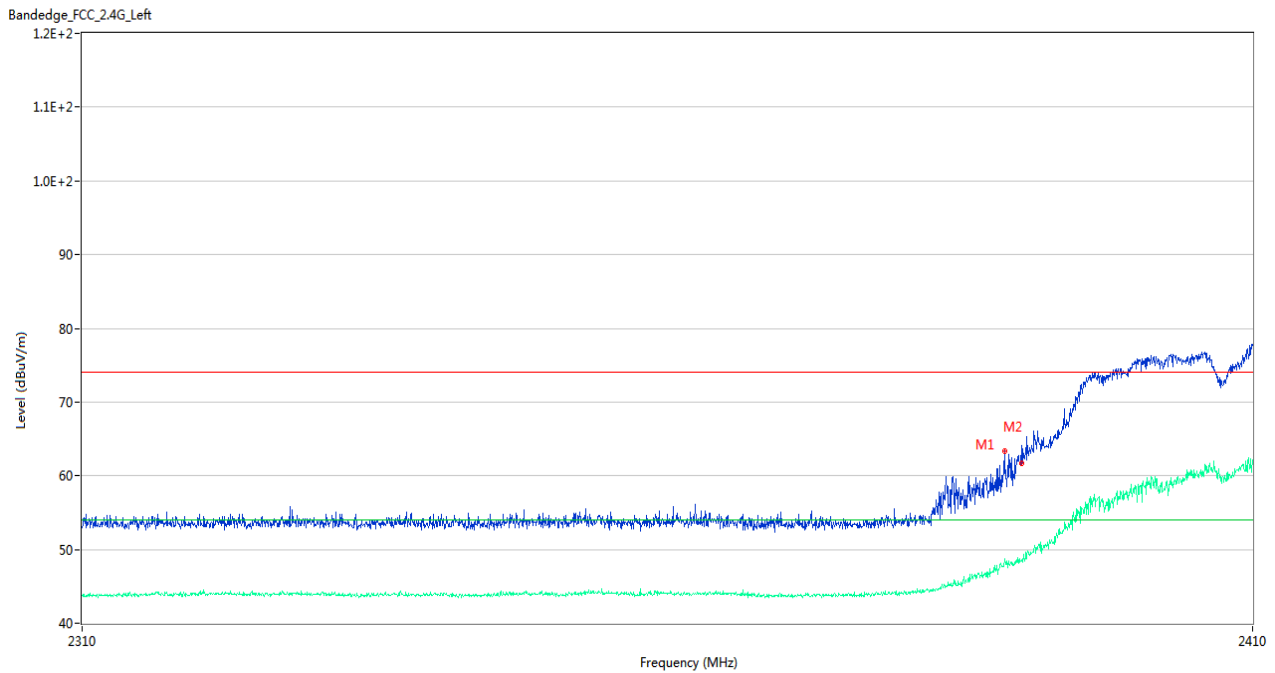
No.	Frequency (MHz)	Results (dBuV/m)	Factor (dB)	Limit (dBuV/m)	Margin (dB)	Detector	Table (Degree)	Height (cm)	Antenna	Verdict
1	2388.850	59.12	-0.84	74.0	14.88	Peak	188.00	100	Horizontal	Pass
1**	2388.850	46.28	-0.84	54.0	7.72	AV	188.00	100	Horizontal	Pass
2	2389.950	56.52	-0.59	74.0	17.48	Peak	122.00	150	Horizontal	Pass
2**	2389.950	47.19	-0.59	54.0	6.81	AV	122.00	150	Horizontal	Pass
3	2389.450	58.64	-0.71	74.0	15.36	Peak	198.00	100	Horizontal	Pass
3**	2389.450	47.79	-0.71	54.0	6.21	AV	198.00	100	Horizontal	Pass

802.11n40 CHANNEL 4



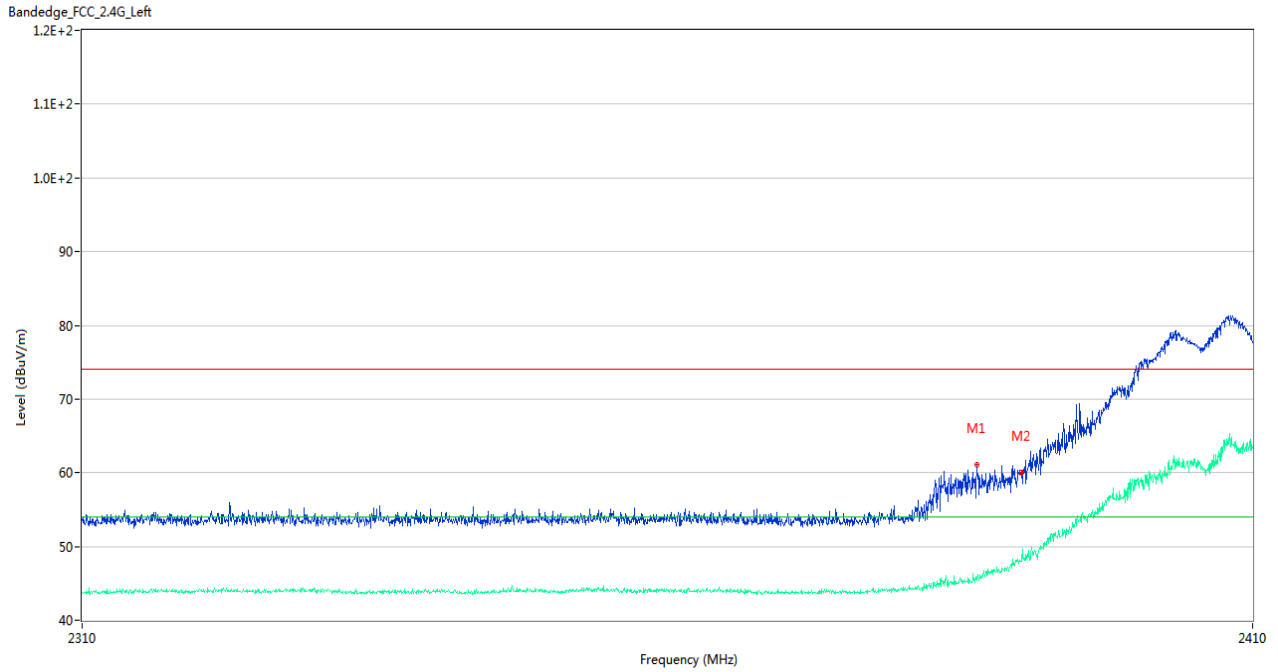
No.	Frequency (MHz)	Results (dBuV/m)	Factor (dB)	Limit (dBuV/m)	Margin (dB)	Detector	Table (Degree)	Height (cm)	Antenna	Verdict
1	2389.700	63.02	-0.60	74.0	10.98	Peak	51.00	100	Horizontal	Pass
1**	2389.700	48.51	-0.60	54.0	5.49	AV	51.00	100	Horizontal	Pass
2	2389.950	64.12	-0.59	74.0	9.88	Peak	42.00	100	Horizontal	Pass
2**	2389.950	47.97	-0.59	54.0	6.03	AV	42.00	100	Horizontal	Pass

802.11n40 CHANNEL 5



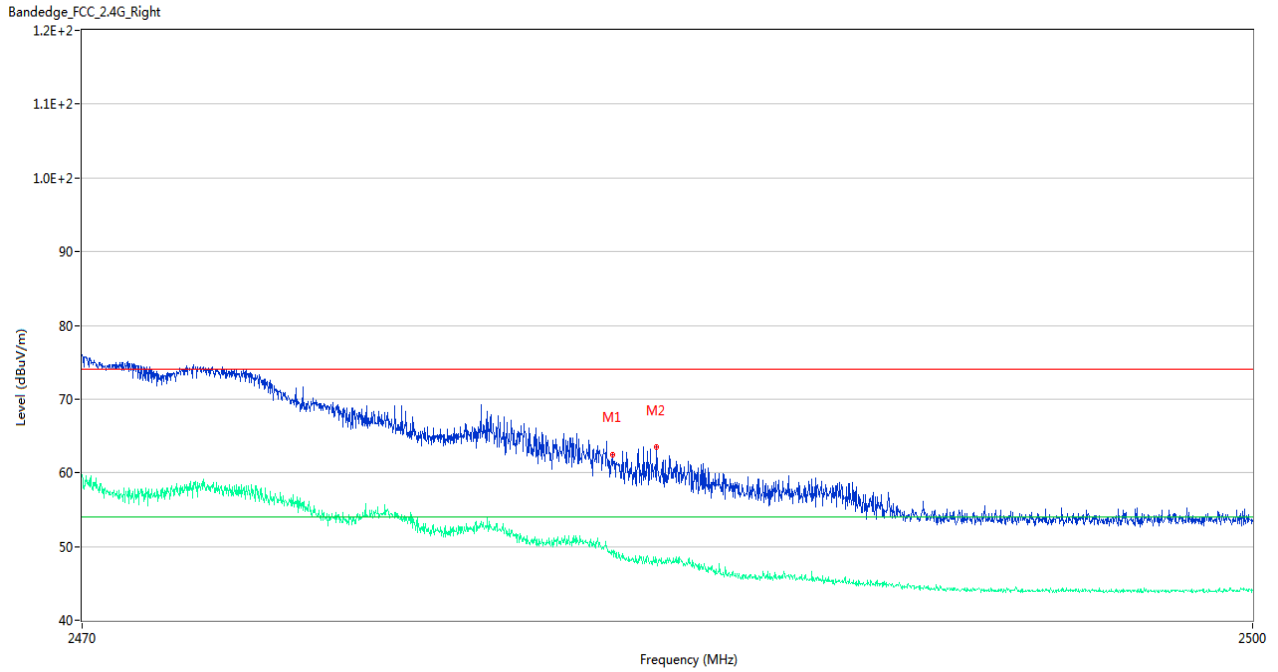
No.	Frequency (MHz)	Results (dBuV/m)	Factor (dB)	Limit (dBuV/m)	Margin (dB)	Detector	Table (Degree)	Height (cm)	Antenna	Verdict
1	2388.450	63.37	-0.64	74.0	10.63	Peak	52.00	100	Horizontal	Pass
1**	2388.450	48.44	-0.64	54.0	5.56	AV	52.00	100	Horizontal	Pass
2	2389.950	61.70	-0.59	74.0	12.30	Peak	57.00	200	Horizontal	Pass
2**	2389.950	48.64	-0.59	54.0	5.36	AV	57.00	200	Horizontal	Pass

802.11n40 CHANNEL 6



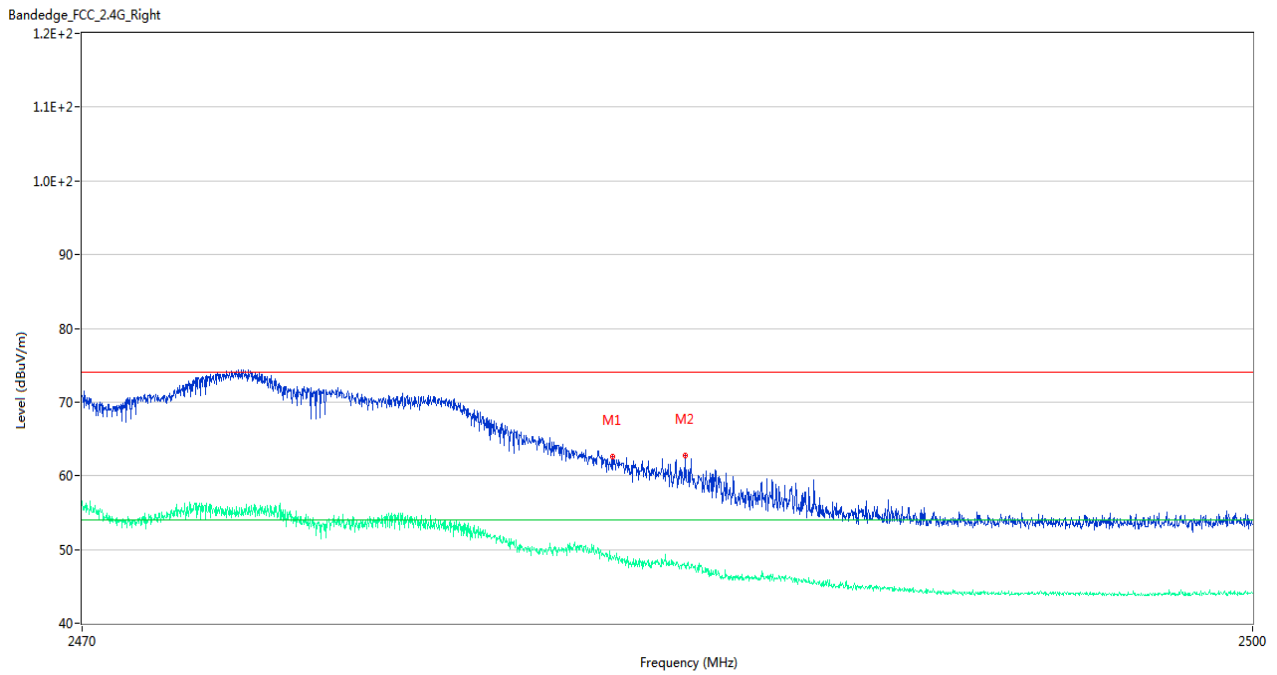
No.	Frequency (MHz)	Results (dBuV/m)	Factor (dB)	Limit (dBuV/m)	Margin (dB)	Detector	Table (Degree)	Height (cm)	Antenna	Verdict
1	2386.050	61.06	-0.71	74.0	12.94	Peak	59.00	100	Horizontal	Pass
1**	2386.050	45.37	-0.71	54.0	8.63	AV	59.00	100	Horizontal	Pass
2	2389.950	60.05	-0.59	74.0	13.95	Peak	73.00	200	Horizontal	Pass
2**	2389.950	48.20	-0.59	54.0	5.80	AV	73.00	200	Horizontal	Pass

802.11n40 CHANNEL 6



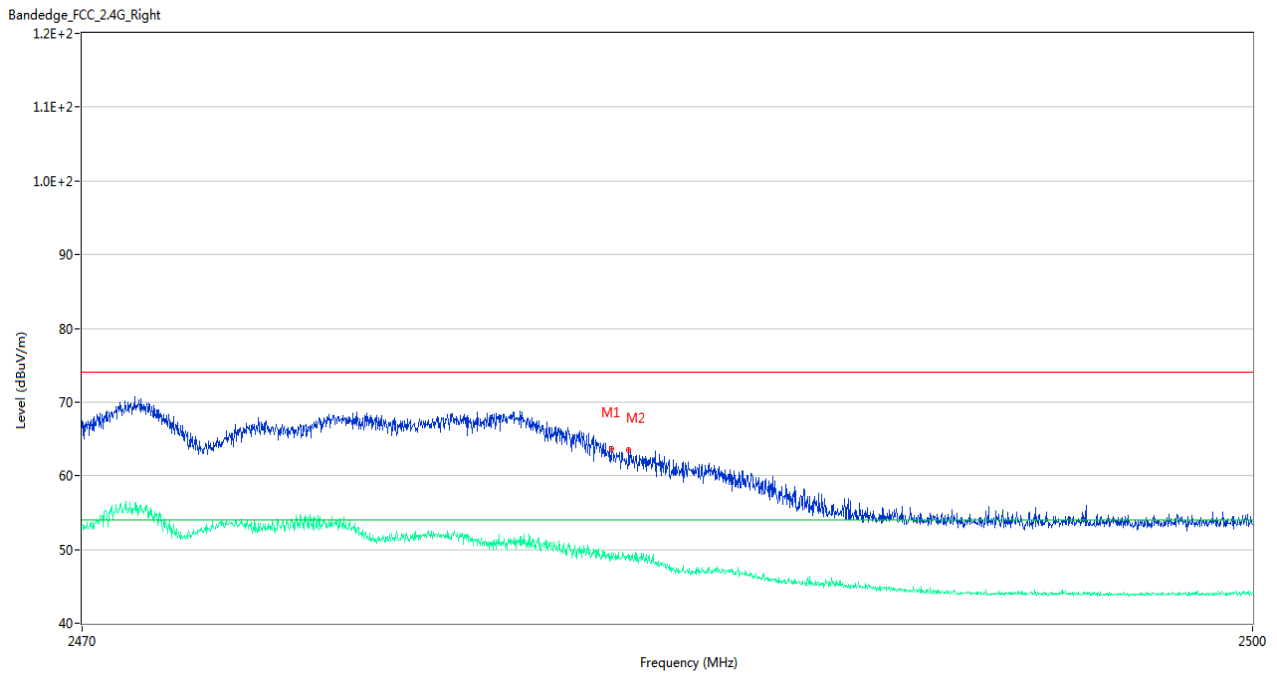
No.	Frequency (MHz)	Results (dBuV/m)	Factor (dB)	Limit (dBuV/m)	Margin (dB)	Detector	Table (Degree)	Height (cm)	Antenna	Verdict
1	2483.545	62.97	-0.06	74.0	11.03	Peak	205.00	100	Horizontal	Pass
1**	2483.545	48.88	-0.06	54.0	5.12	AV	205.00	100	Horizontal	Pass
2	2484.685	63.54	-0.15	74.0	10.46	Peak	281.00	200	Horizontal	Pass
2**	2484.685	48.24	-0.15	54.0	5.76	AV	281.00	200	Horizontal	Pass

802.11n40 CHANNEL 7



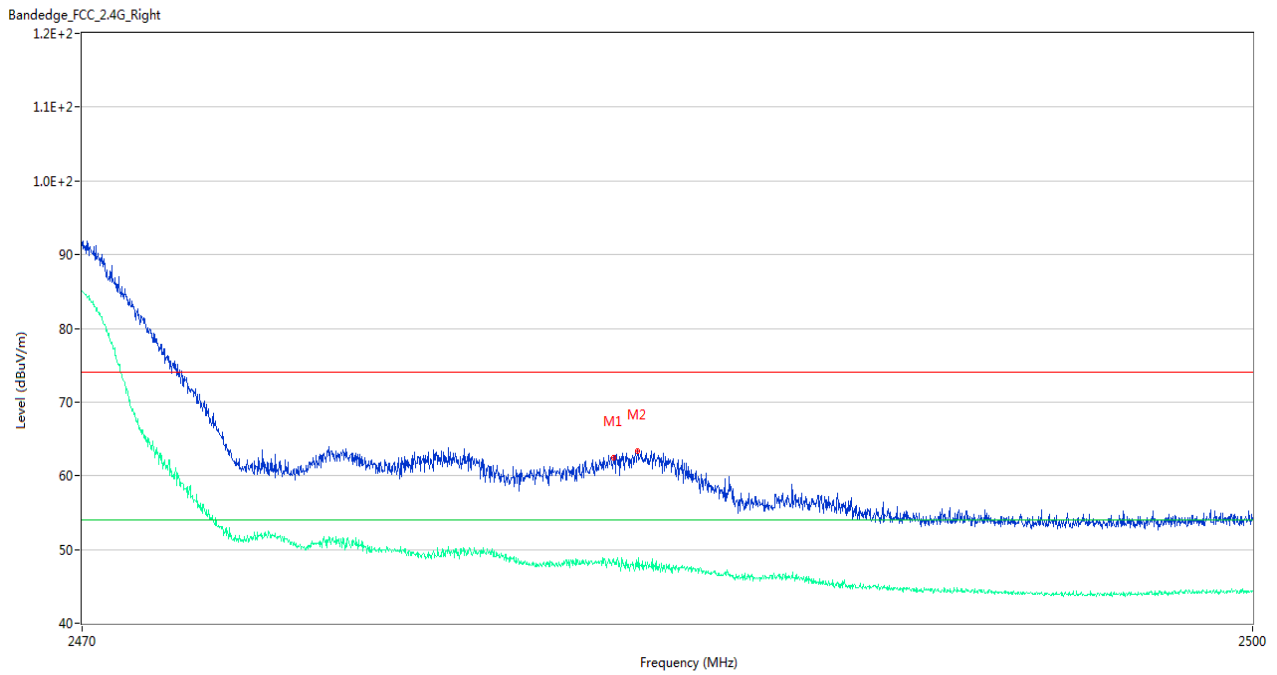
No.	Frequency (MHz)	Results (dBuV/m)	Factor (dB)	Limit (dBuV/m)	Margin (dB)	Detector	Table (Degree)	Height (cm)	Antenna	Verdict
1	2483.545	62.53	-0.06	74.0	11.47	Peak	192.00	200	Horizontal	Pass
1**	2483.545	48.83	-0.06	54.0	5.17	AV	192.00	200	Horizontal	Pass
2	2485.405	62.80	-0.18	74.0	11.20	Peak	189.00	200	Horizontal	Pass
2**	2485.405	47.47	-0.18	54.0	6.53	AV	189.00	200	Horizontal	Pass

802.11n40 CHANNEL 8



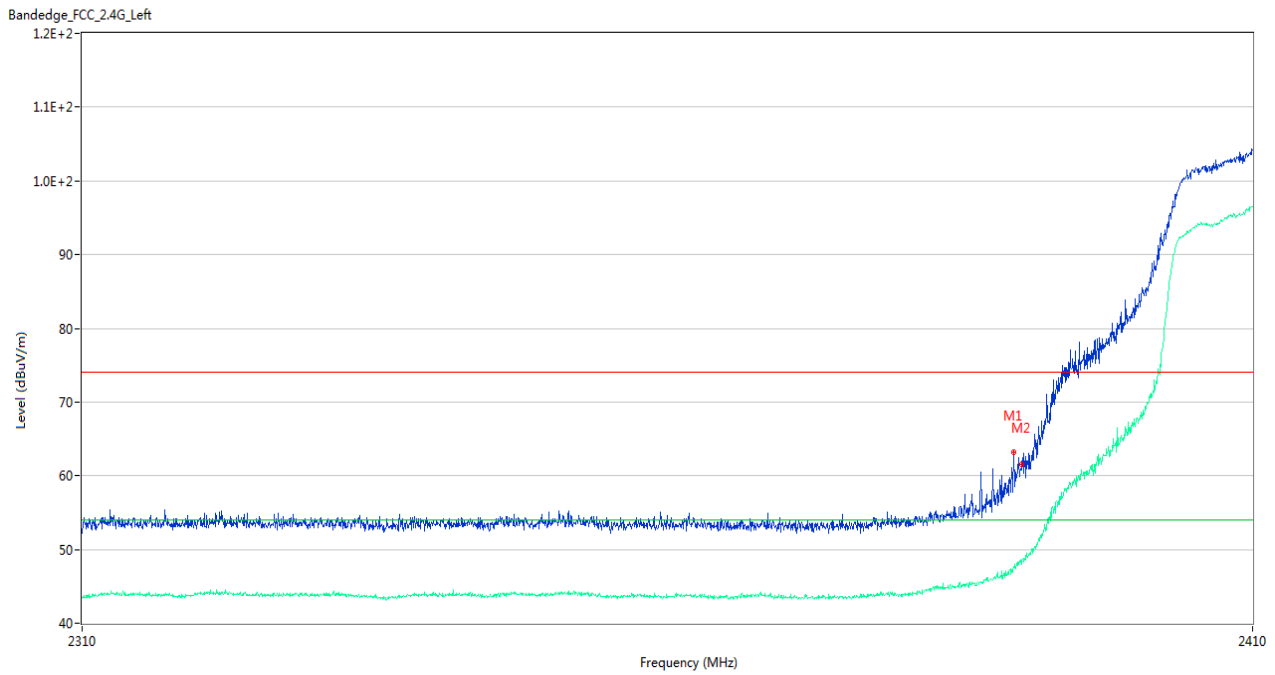
No.	Frequency (MHz)	Results (dBuV/m)	Factor (dB)	Limit (dBuV/m)	Margin (dB)	Detector	Table (Degree)	Height (cm)	Antenna	Verdict
1	2483.530	63.70	-0.05	74.0	10.30	Peak	196.00	150	Horizontal	Pass
1**	2483.530	48.92	-0.05	54.0	5.08	AV	196.00	150	Horizontal	Pass
2	2483.965	63.44	-0.10	74.0	10.56	Peak	199.00	100	Horizontal	Pass
2**	2483.965	48.82	-0.10	54.0	5.18	AV	199.00	100	Horizontal	Pass

802.11n40 CHANNEL 9



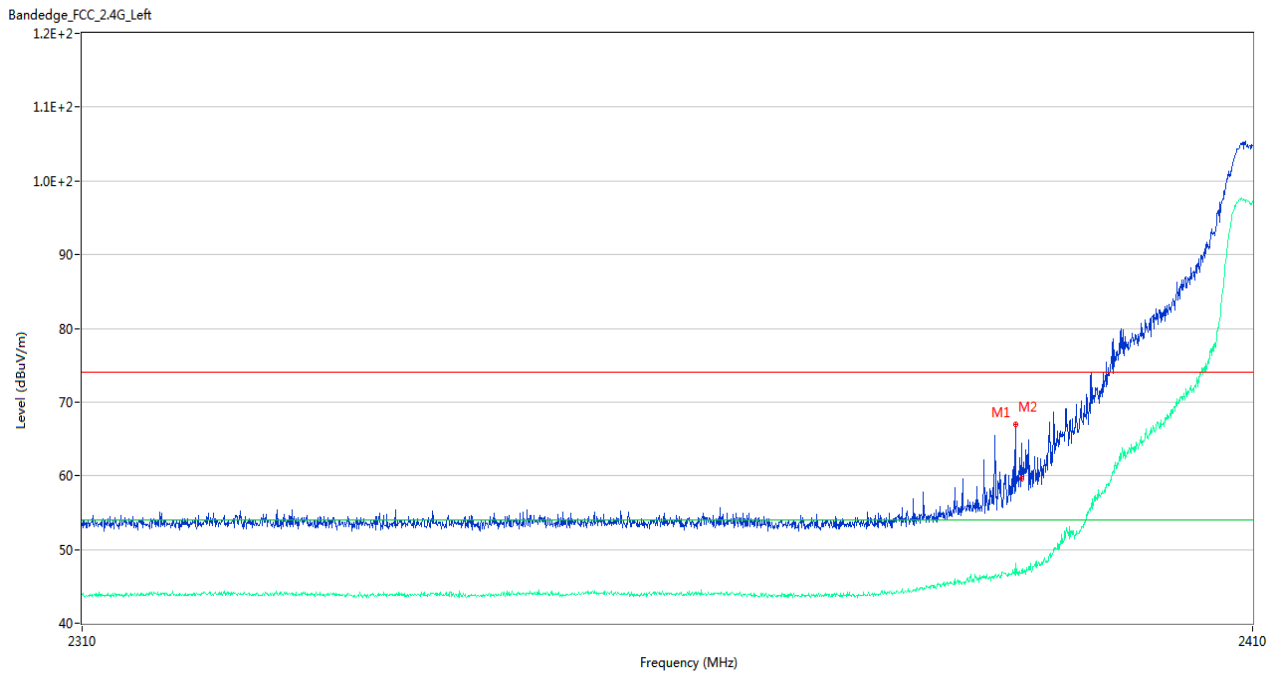
No.	Frequency (MHz)	Results (dBuV/m)	Factor (dB)	Limit (dBuV/m)	Margin (dB)	Detector	Table (Degree)	Height (cm)	Antenna	Verdict
1	2483.590	62.47	-0.20	74.0	11.53	Peak	243.00	100	Horizontal	Pass
1**	2483.590	48.70	-0.20	54.0	5.30	AV	243.00	100	Horizontal	Pass
2	2484.190	63.34	-0.16	74.0	10.66	Peak	190.00	100	Horizontal	Pass
2**	2484.190	47.75	-0.16	54.0	6.25	AV	190.00	100	Horizontal	Pass

VHT20 CHANNEL 1



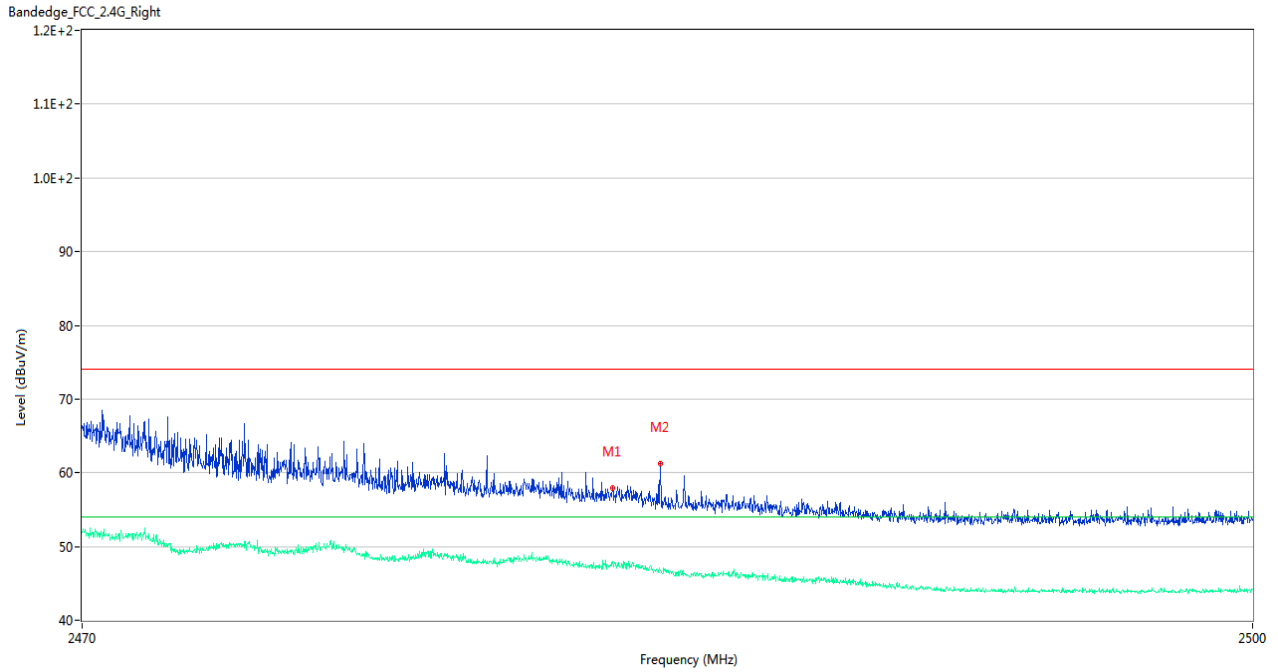
No.	Frequency (MHz)	Results (dBuV/m)	Factor (dB)	Limit (dBuV/m)	Margin (dB)	Detector	Table (Degree)	Height (cm)	Antenna	Verdict
1	2389.250	63.21	-0.75	74.0	10.79	Peak	192.00	150	Horizontal	Pass
1**	2389.250	47.48	-0.75	54.0	6.52	AV	192.00	150	Horizontal	Pass
2	2389.950	61.47	-0.59	74.0	12.53	Peak	360.00	200	Horizontal	Pass
2**	2389.950	48.57	-0.59	54.0	5.43	AV	360.00	200	Horizontal	Pass

VHT20 CHANNEL 2



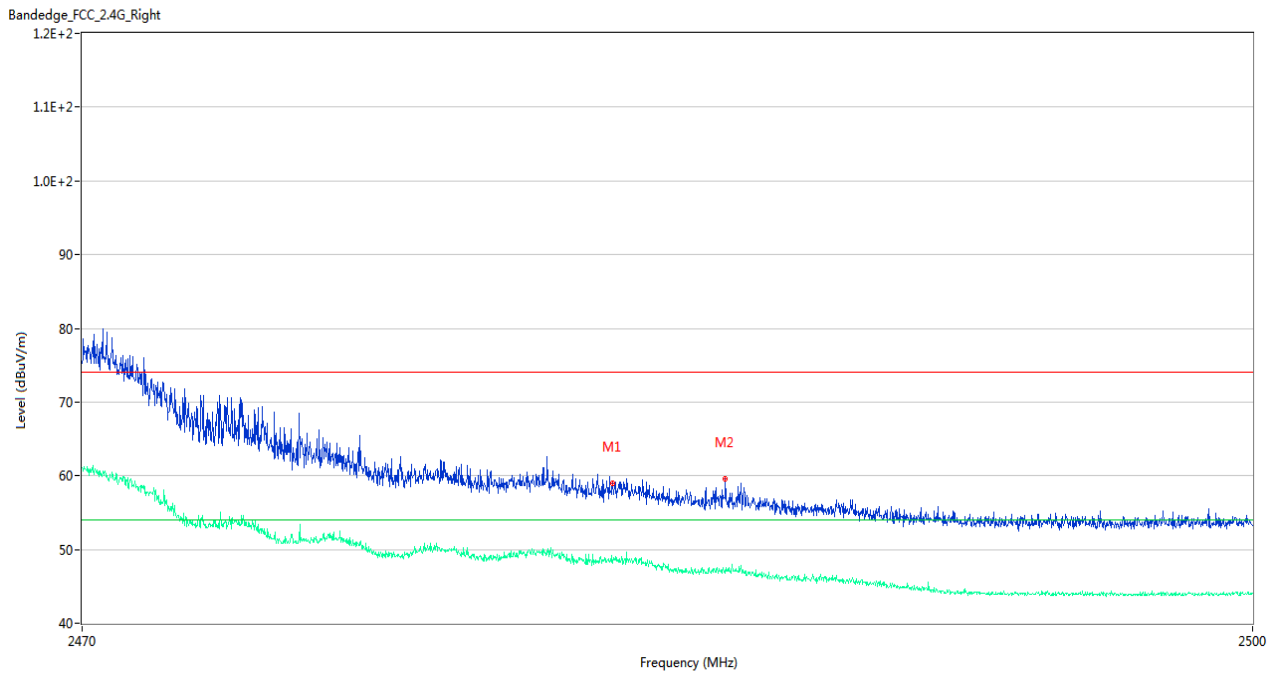
No.	Frequency (MHz)	Results (dBuV/m)	Factor (dB)	Limit (dBuV/m)	Margin (dB)	Detector	Table (Degree)	Height (cm)	Antenna	Verdict
1	2389.400	66.92	-0.61	74.0	7.08	Peak	206.00	200	Horizontal	Pass
1**	2389.400	46.46	-0.61	54.0	7.54	AV	206.00	200	Horizontal	Pass
2	2389.950	59.58	-0.59	74.0	14.42	Peak	280.00	100	Horizontal	Pass
2**	2389.950	47.11	-0.59	54.0	6.89	AV	280.00	100	Horizontal	Pass

VHT20 CHANNEL 8



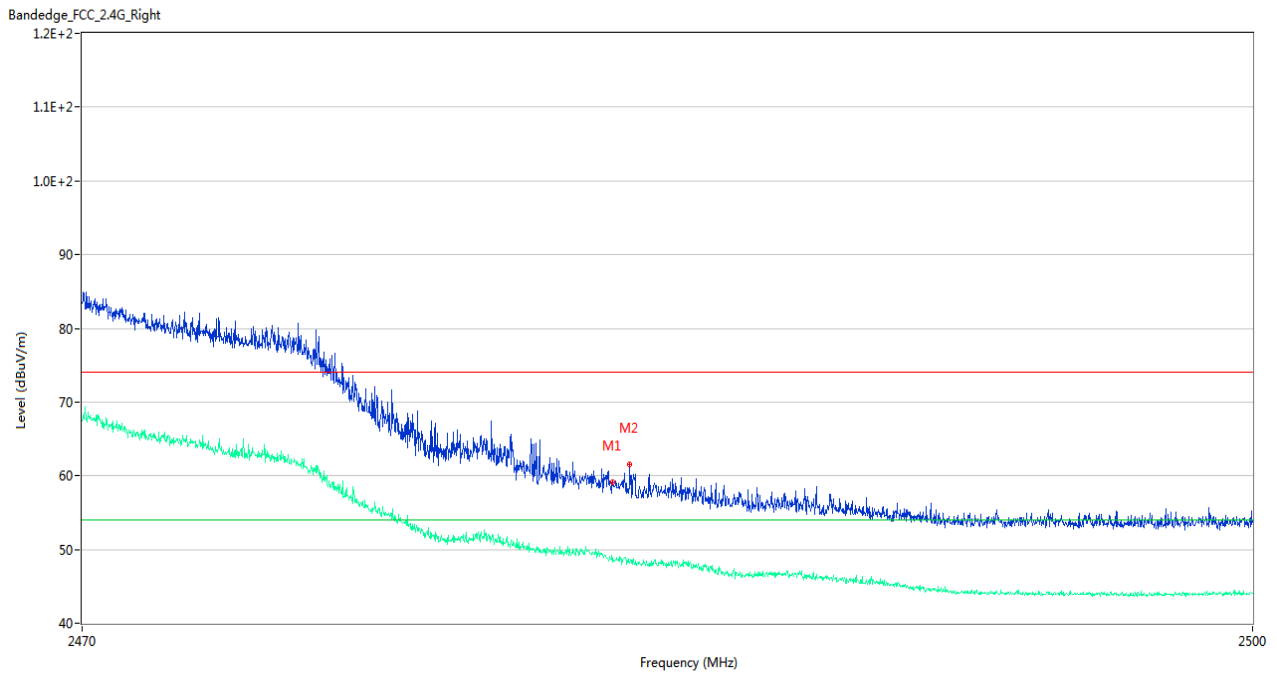
No.	Frequency (MHz)	Results (dBuV/m)	Factor (dB)	Limit (dBuV/m)	Margin (dB)	Detector	Table (Degree)	Height (cm)	Antenna	Verdict
1	2483.545	57.97	-0.06	74.0	16.03	Peak	200.00	200	Horizontal	Pass
1**	2483.545	47.97	-0.06	54.0	6.03	AV	200.00	200	Horizontal	Pass
2	2484.775	61.19	-0.15	74.0	12.81	Peak	212.00	100	Horizontal	Pass
2**	2484.775	46.77	-0.15	54.0	7.23	AV	212.00	100	Horizontal	Pass

VHT20 CHANNEL 9



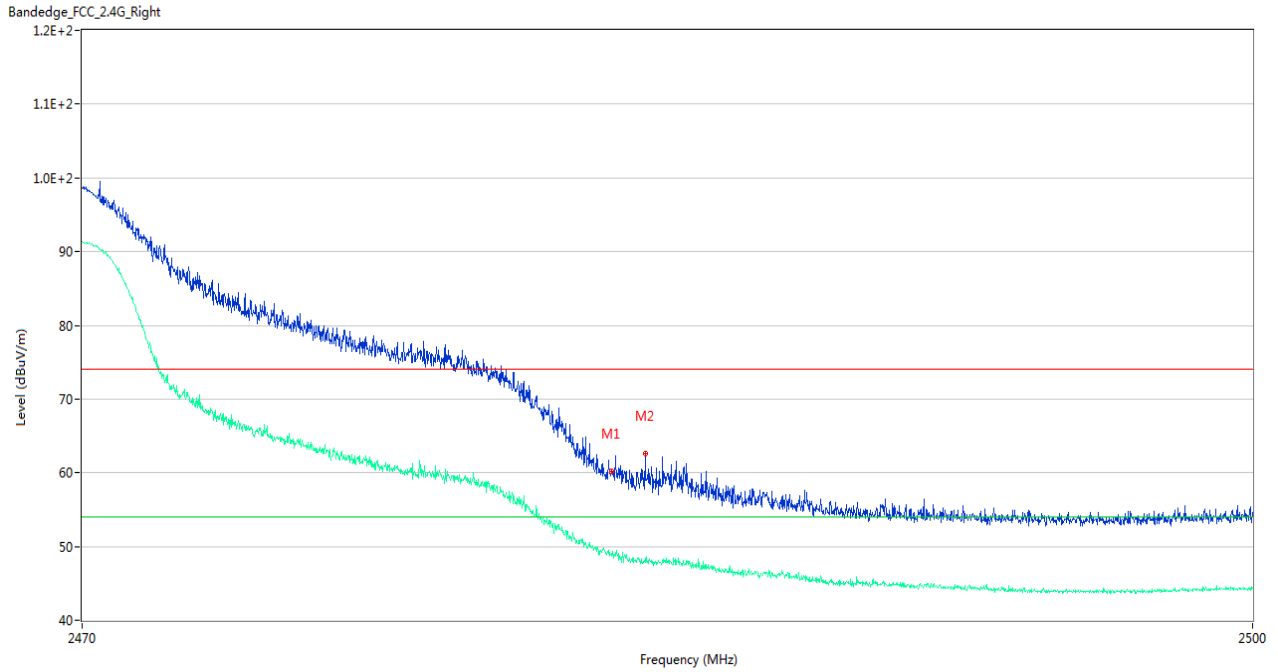
No.	Frequency (MHz)	Results (dBuV/m)	Factor (dB)	Limit (dBuV/m)	Margin (dB)	Detector	Table (Degree)	Height (cm)	Antenna	Verdict
1	2483.560	58.98	-0.06	74.0	15.02	Peak	196.00	150	Horizontal	Pass
1**	2483.560	48.51	-0.06	54.0	5.49	AV	196.00	150	Horizontal	Pass
2	2486.440	59.57	-0.22	74.0	14.43	Peak	198.00	200	Horizontal	Pass
2**	2486.440	46.93	-0.22	54.0	7.07	AV	198.00	200	Horizontal	Pass

VHT20 CHANNEL 10



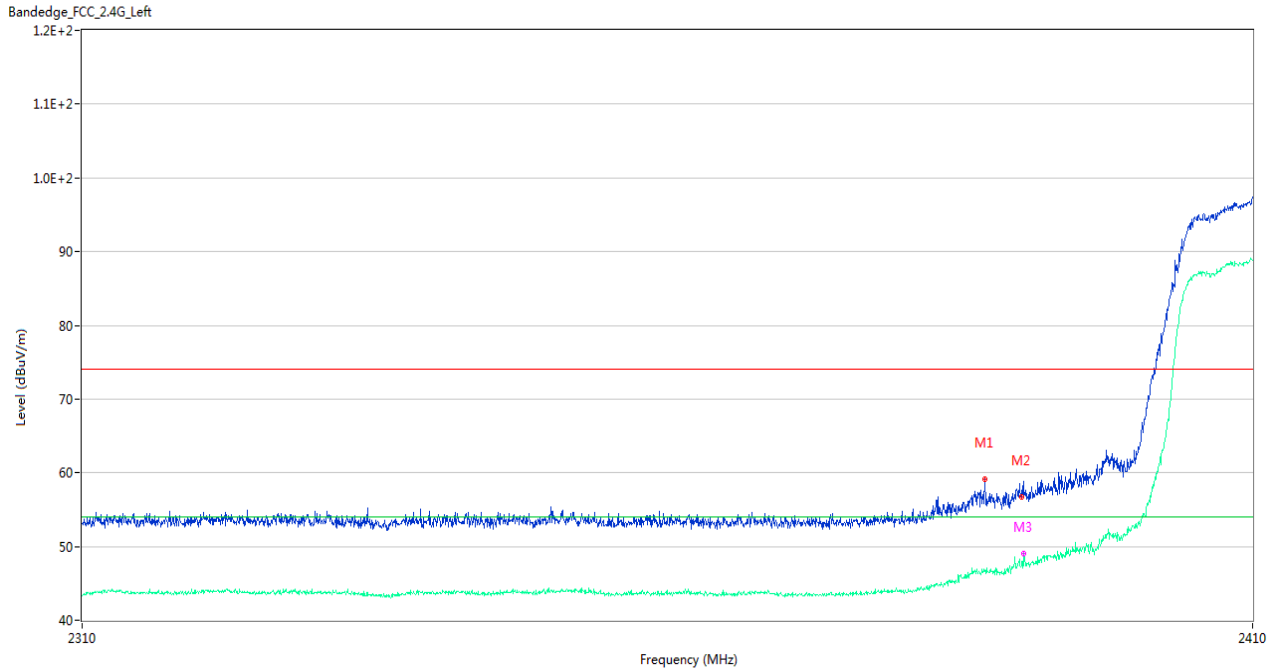
No.	Frequency (MHz)	Results (dBuV/m)	Factor (dB)	Limit (dBuV/m)	Margin (dB)	Detector	Table (Degree)	Height (cm)	Antenna	Verdict
1	2483.545	60.17	-0.06	74.0	13.83	Peak	201.00	150	Horizontal	Pass
1**	2483.545	48.77	-0.06	54.0	5.23	AV	201.00	150	Horizontal	Pass
2	2483.995	61.56	-0.10	74.0	12.44	Peak	192.00	200	Horizontal	Pass
2**	2483.995	48.13	-0.10	54.0	5.87	AV	192.00	200	Horizontal	Pass

VHT20 CHANNEL 11



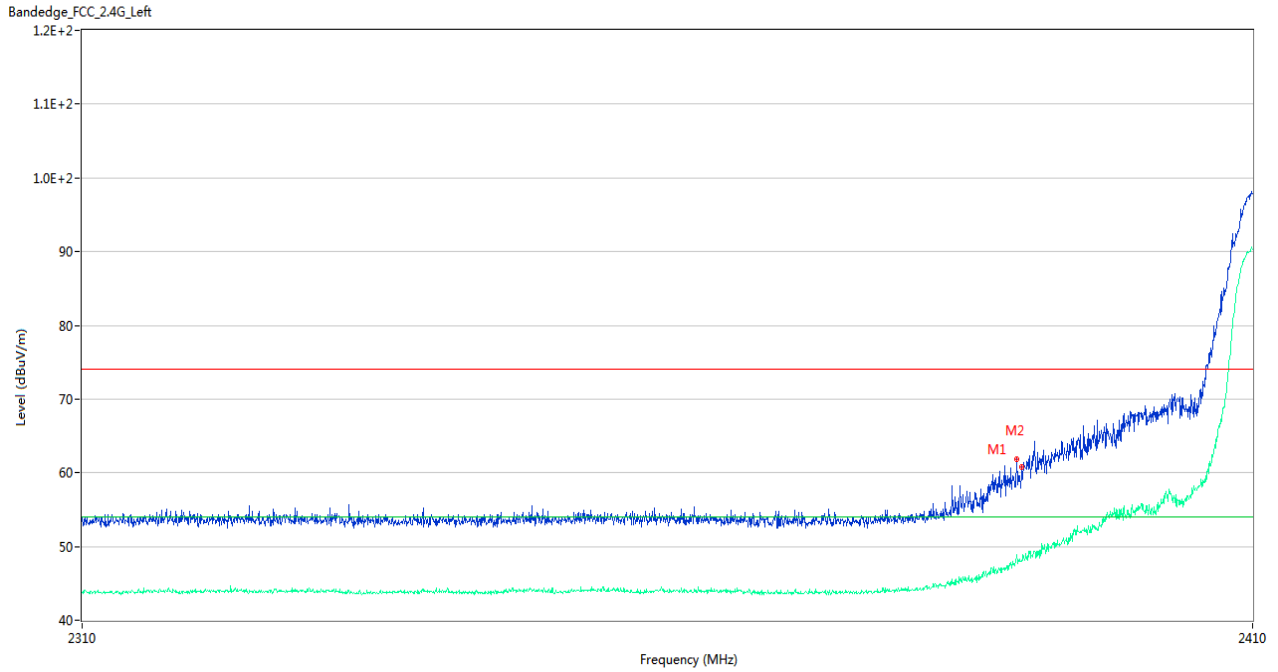
No.	Frequency (MHz)	Results (dBuV/m)	Factor (dB)	Limit (dBuV/m)	Margin (dB)	Detector	Table (Degree)	Height (cm)	Antenna	Verdict
1	2483.515	60.24	-0.20	74.0	13.76	Peak	214.00	150	Horizontal	Pass
1**	2483.515	48.81	-0.20	54.0	5.19	AV	214.00	150	Horizontal	Pass
2	2484.385	62.66	-0.14	74.0	11.34	Peak	207.00	150	Horizontal	Pass
2**	2484.385	47.90	-0.14	54.0	6.10	AV	207.00	150	Horizontal	Pass

VHT40 CHANNEL 3



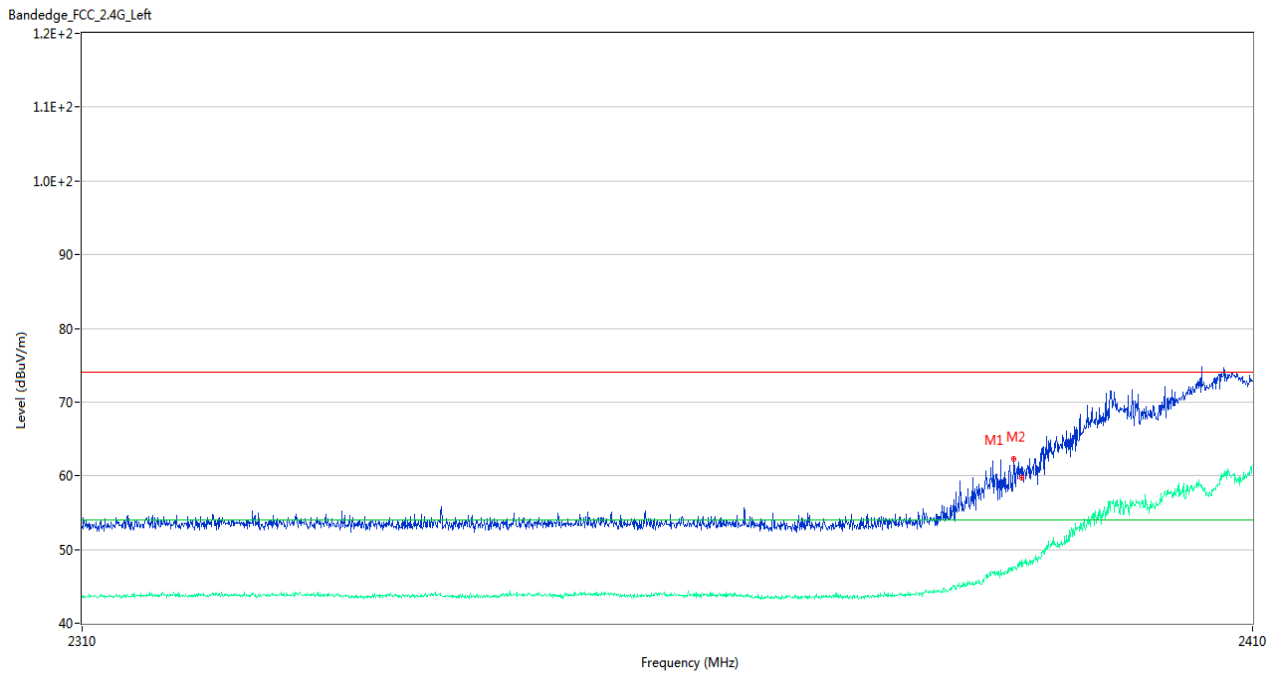
No.	Frequency (MHz)	Results (dBuV/m)	Factor (dB)	Limit (dBuV/m)	Margin (dB)	Detector	Table (Degree)	Height (cm)	Antenna	Verdict
1	2386.750	59.17	-0.48	74.0	14.83	Peak	276.00	200	Horizontal	Pass
1**	2386.750	46.71	-0.48	54.0	7.29	AV	276.00	200	Horizontal	Pass
2	2389.950	56.74	-0.59	74.0	17.26	Peak	191.00	100	Horizontal	Pass
2**	2389.950	48.02	-0.59	54.0	5.98	AV	191.00	100	Horizontal	Pass
3	2390.150	57.07	-0.55	74.0	16.93	Peak	243.00	100	Horizontal	Pass
3**	2390.150	49.00	-0.55	54.0	5.00	AV	243.00	100	Horizontal	Pass

VHT40 CHANNEL 4



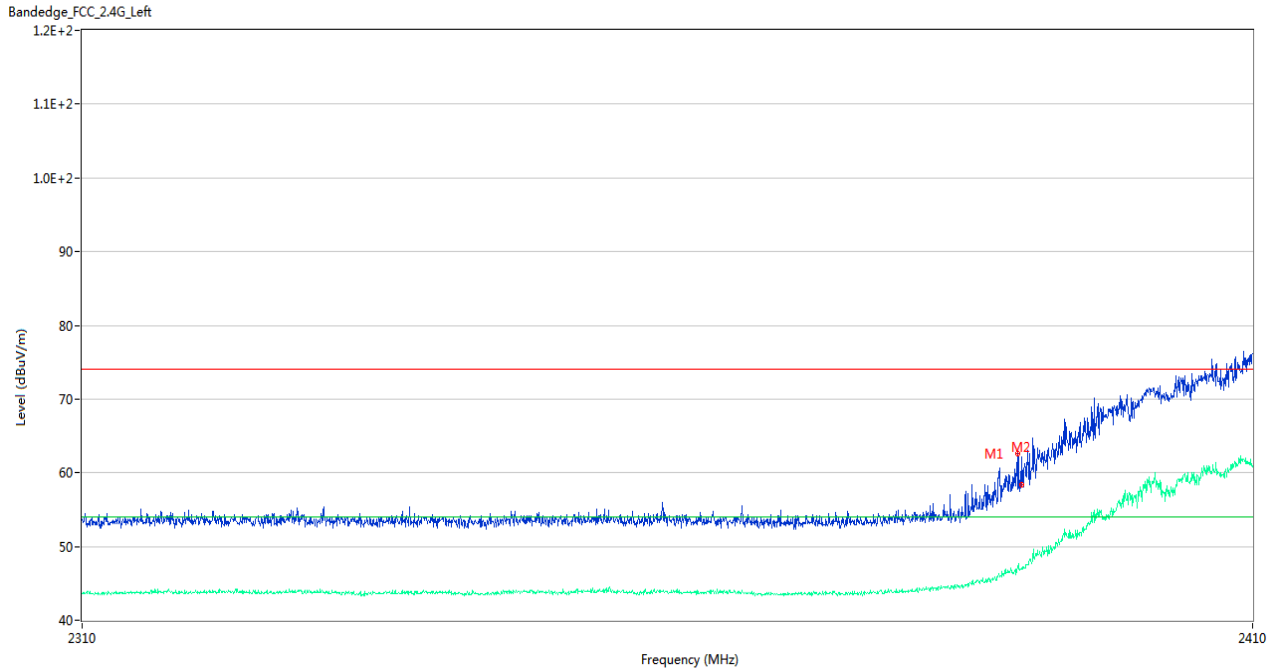
No.	Frequency (MHz)	Results (dBuV/m)	Factor (dB)	Limit (dBuV/m)	Margin (dB)	Detector	Table (Degree)	Height (cm)	Antenna	Verdict
1	2389.500	61.91	-0.61	74.0	12.09	Peak	54.00	150	Horizontal	Pass
1**	2389.500	48.91	-0.61	54.0	5.09	AV	54.00	150	Horizontal	Pass
2	2389.950	60.81	-0.59	74.0	13.19	Peak	63.00	100	Horizontal	Pass
2**	2389.950	48.10	-0.59	54.0	5.90	AV	63.00	100	Horizontal	Pass

VHT40 CHANNEL 5



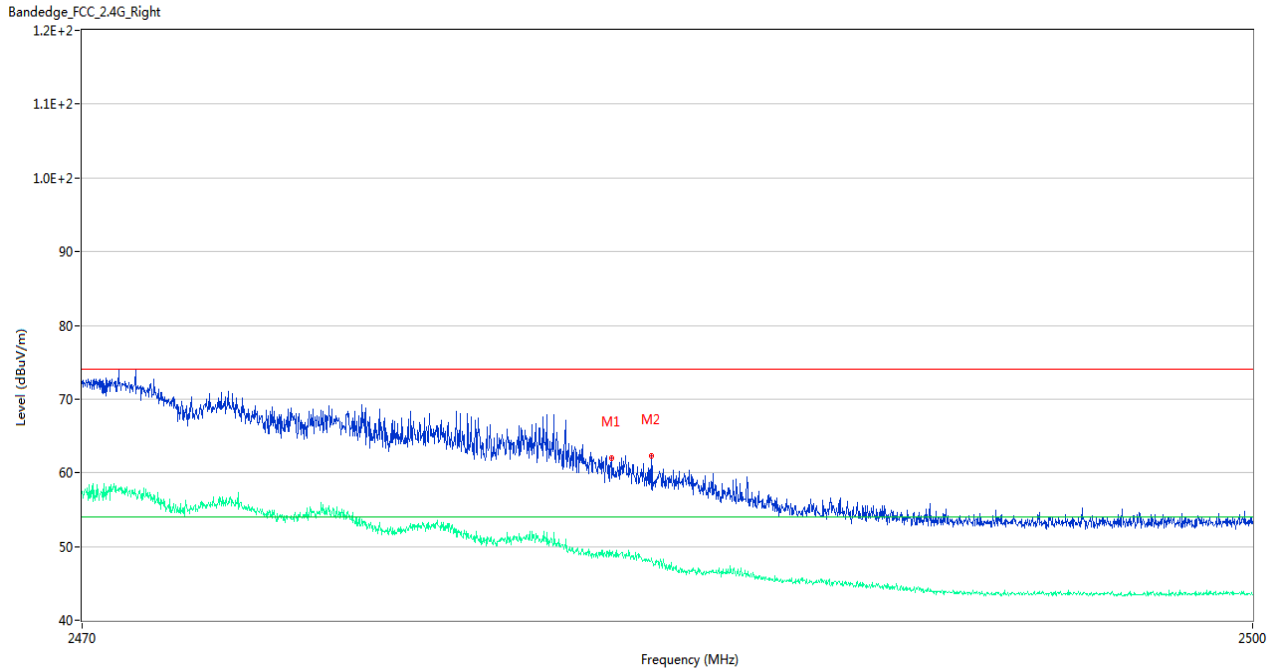
No.	Frequency (MHz)	Results (dBuV/m)	Factor (dB)	Limit (dBuV/m)	Margin (dB)	Detector	Table (Degree)	Height (cm)	Antenna	Verdict
1	2389.250	62.26	-0.61	74.0	11.74	Peak	196.00	100	Horizontal	Pass
1**	2389.250	47.64	-0.61	54.0	6.36	AV	196.00	100	Horizontal	Pass
2	2389.950	59.76	-0.59	74.0	14.24	Peak	347.00	200	Horizontal	Pass
2**	2389.950	48.64	-0.59	54.0	5.36	AV	347.00	200	Horizontal	Pass

VHT40 CHANNEL 6



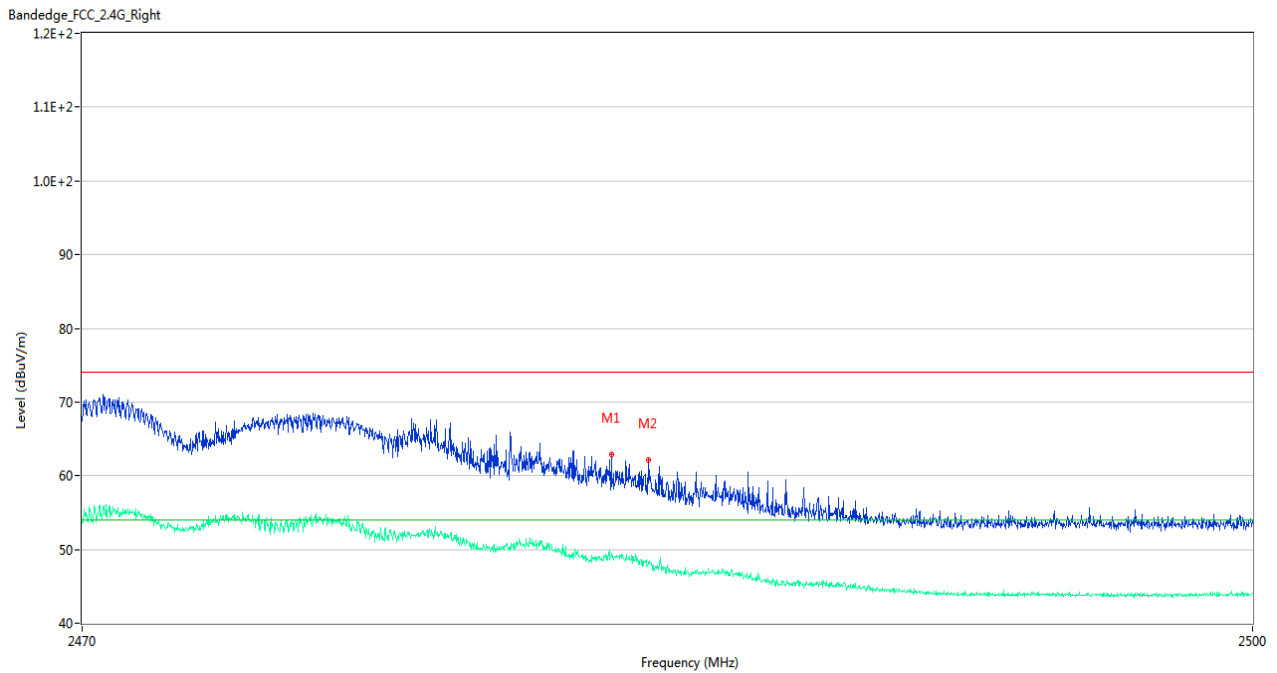
No.	Frequency (MHz)	Results (dBuV/m)	Factor (dB)	Limit (dBuV/m)	Margin (dB)	Detector	Table (Degree)	Height (cm)	Antenna	Verdict
1	2389.600	62.62	-0.60	74.0	11.38	Peak	40.00	200	Horizontal	Pass
1**	2389.600	47.18	-0.60	54.0	6.82	AV	40.00	200	Horizontal	Pass
2	2389.950	58.45	-0.59	74.0	15.55	Peak	36.00	200	Horizontal	Pass
2**	2389.950	46.89	-0.59	54.0	7.11	AV	36.00	200	Horizontal	Pass

VHT40 CHANNEL 6



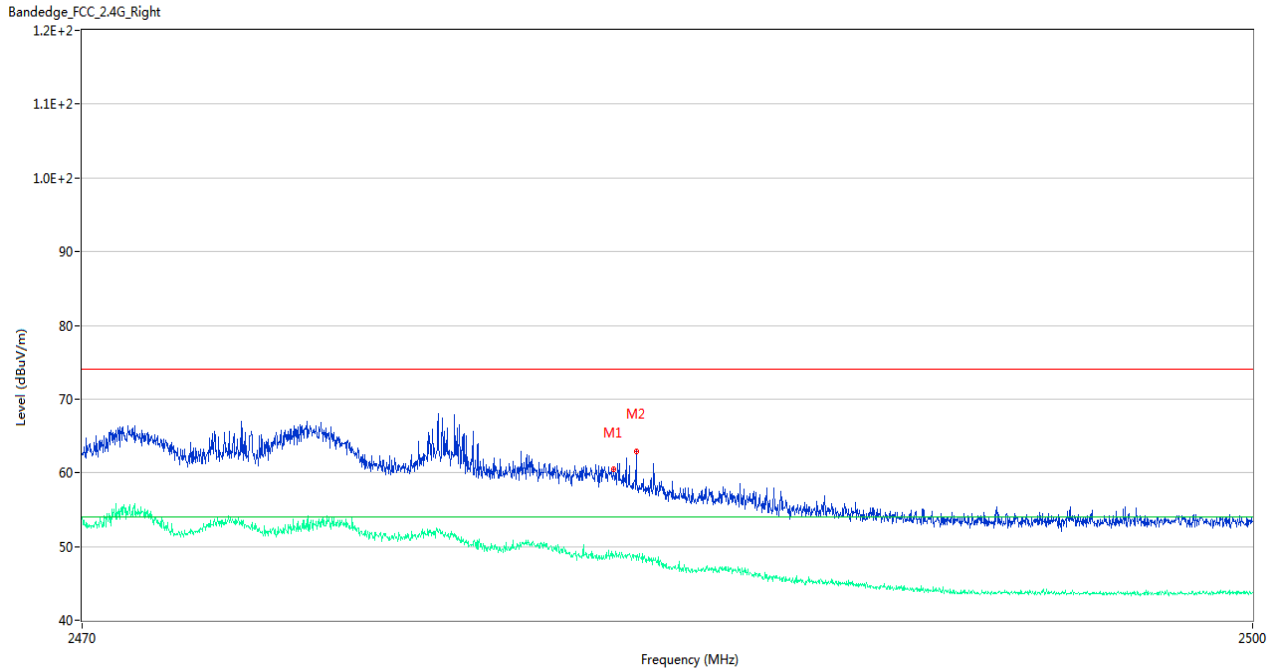
No.	Frequency (MHz)	Results (dBuV/m)	Factor (dB)	Limit (dBuV/m)	Margin (dB)	Detector	Table (Degree)	Height (cm)	Antenna	Verdict
1	2483.515	61.99	-0.05	74.0	12.01	Peak	275.00	200	Horizontal	Pass
1**	2483.515	48.78	-0.05	54.0	5.22	AV	275.00	200	Horizontal	Pass
2	2484.535	62.31	-0.14	74.0	11.69	Peak	238.00	200	Horizontal	Pass
2**	2484.535	48.15	-0.14	54.0	5.85	AV	238.00	200	Horizontal	Pass

VHT40 CHANNEL 7



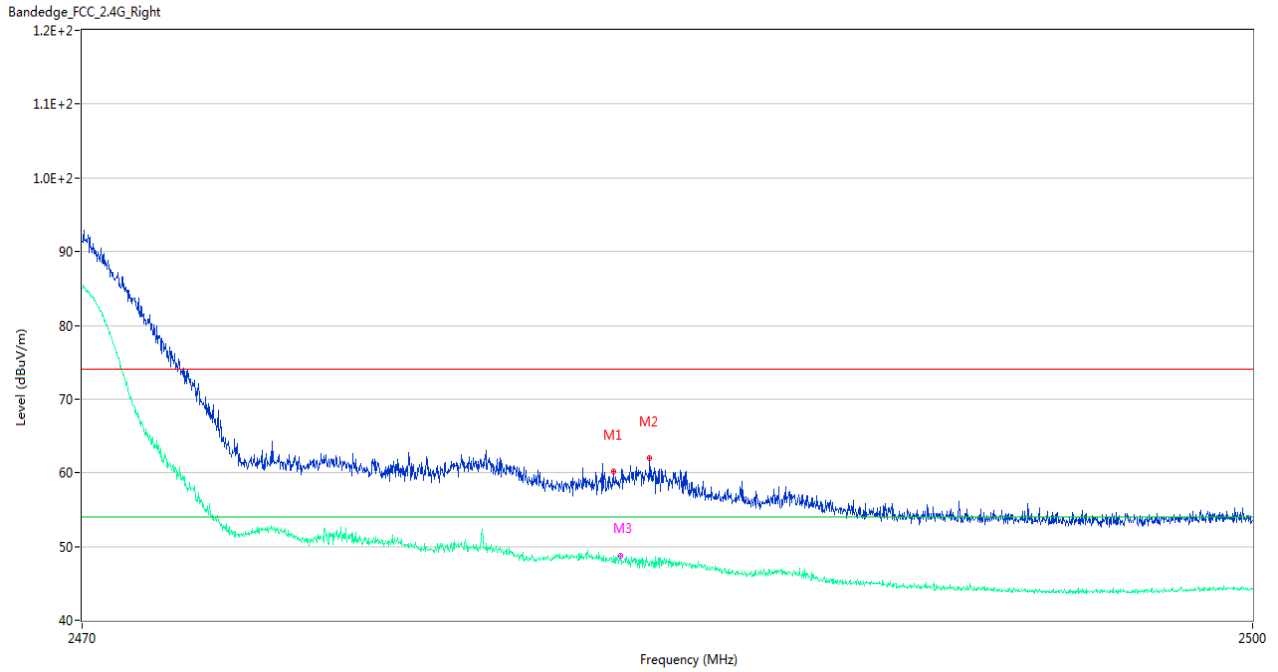
No.	Frequency (MHz)	Results (dBuV/m)	Factor (dB)	Limit (dBuV/m)	Margin (dB)	Detector	Table (Degree)	Height (cm)	Antenna	Verdict
1	2483.515	62.85	-0.05	74.0	11.15	Peak	198.00	150	Horizontal	Pass
1**	2483.515	48.92	-0.05	54.0	5.08	AV	198.00	150	Horizontal	Pass
2	2484.460	62.08	-0.14	74.0	11.92	Peak	195.00	200	Horizontal	Pass
2**	2484.460	47.93	-0.14	54.0	6.07	AV	195.00	200	Horizontal	Pass

VHT40 CHANNEL 8



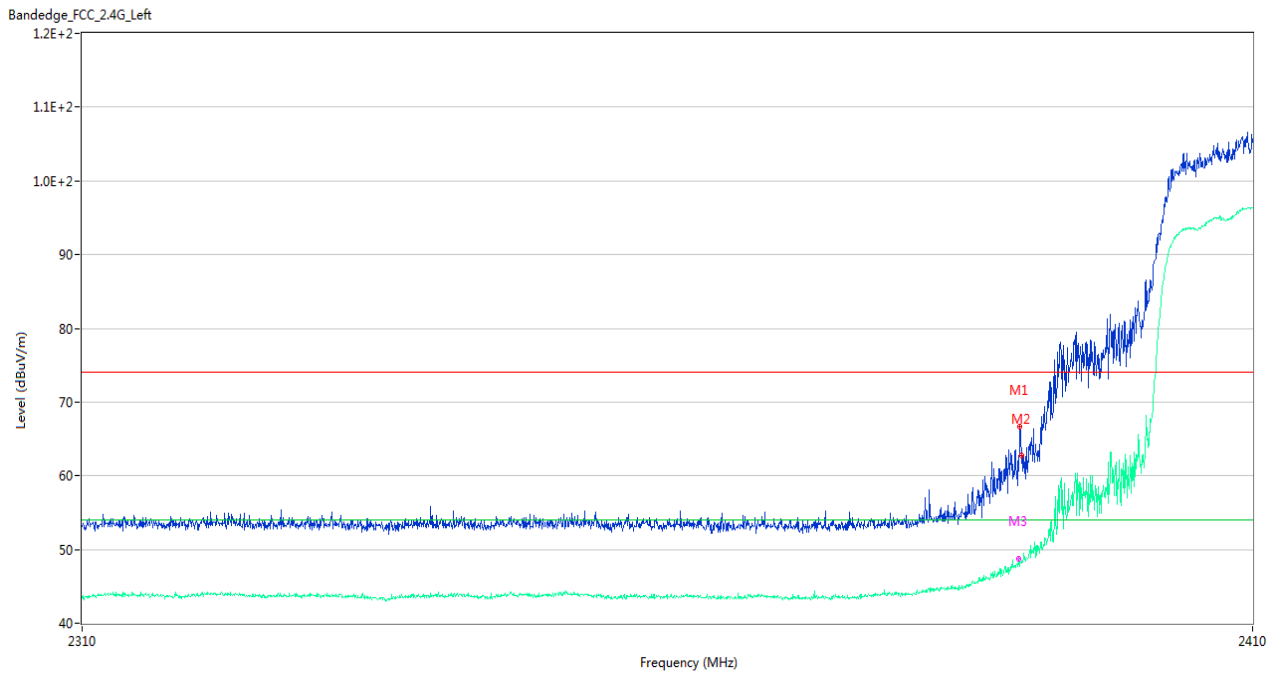
No.	Frequency (MHz)	Results (dBuV/m)	Factor (dB)	Limit (dBuV/m)	Margin (dB)	Detector	Table (Degree)	Height (cm)	Antenna	Verdict
1	2483.590	60.52	-0.06	74.0	13.48	Peak	243.00	100	Horizontal	Pass
1**	2483.590	48.80	-0.06	54.0	5.20	AV	243.00	100	Horizontal	Pass
2	2484.160	62.97	-0.11	74.0	11.03	Peak	232.00	100	Horizontal	Pass
2**	2484.160	48.68	-0.11	54.0	5.32	AV	232.00	100	Horizontal	Pass

VHT40 CHANNEL 9



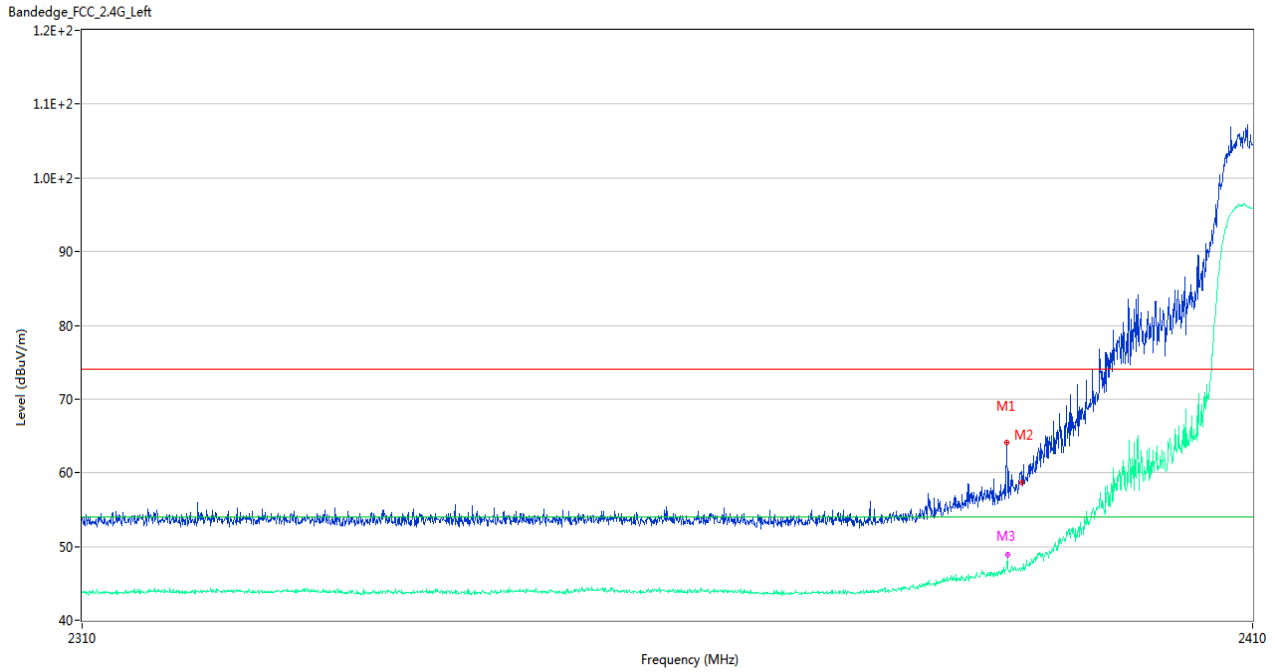
No.	Frequency (MHz)	Results (dBuV/m)	Factor (dB)	Limit (dBuV/m)	Margin (dB)	Detector	Table (Degree)	Height (cm)	Antenna	Verdict
1	2483.575	60.16	-0.20	74.0	13.84	Peak	226.00	100	Horizontal	Pass
1**	2483.575	47.89	-0.20	54.0	6.11	AV	226.00	100	Horizontal	Pass
2	2484.505	61.95	-0.13	74.0	12.05	Peak	203.00	150	Horizontal	Pass
2**	2484.505	47.87	-0.13	54.0	6.13	AV	203.00	150	Horizontal	Pass
3	2483.755	59.19	-0.19	74.0	14.81	Peak	33.00	100	Horizontal	Pass
3**	2483.755	48.80	-0.19	54.0	5.20	AV	33.00	100	Horizontal	Pass

802.11ax20(SU) CHANNEL 1



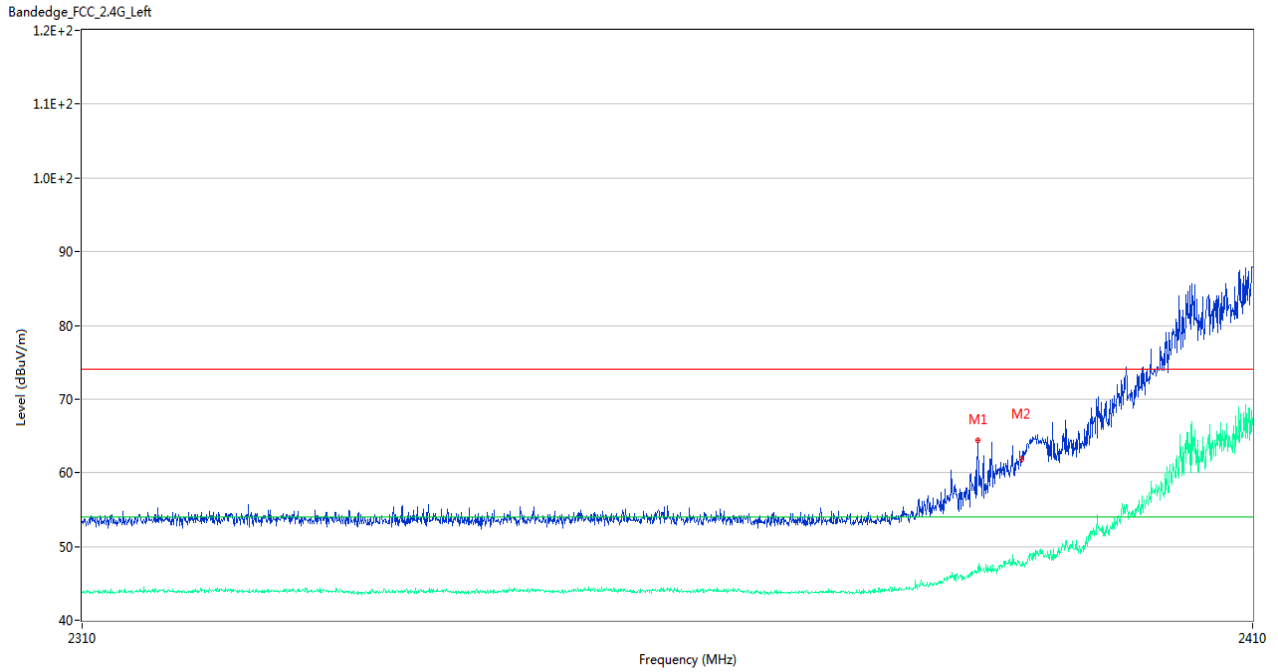
No.	Frequency (MHz)	Results (dBuV/m)	Factor (dB)	Limit (dBuV/m)	Margin (dB)	Detector	Table (Degree)	Height (cm)	Antenna	Verdict
1	2389.800	66.67	-0.63	74.0	7.33	Peak	244.00	150	Horizontal	Pass
1**	2389.800	48.36	-0.63	54.0	5.64	AV	244.00	150	Horizontal	Pass
2	2389.950	62.68	-0.59	74.0	11.32	Peak	178.00	200	Horizontal	Pass
2**	2389.950	48.16	-0.59	54.0	5.84	AV	178.00	200	Horizontal	Pass
3	2389.700	60.67	-0.65	74.0	13.33	Peak	196.00	100	Horizontal	Pass
3**	2389.700	48.75	-0.65	54.0	5.25	AV	196.00	100	Horizontal	Pass

802.11ax20(SU) CHANNEL 2



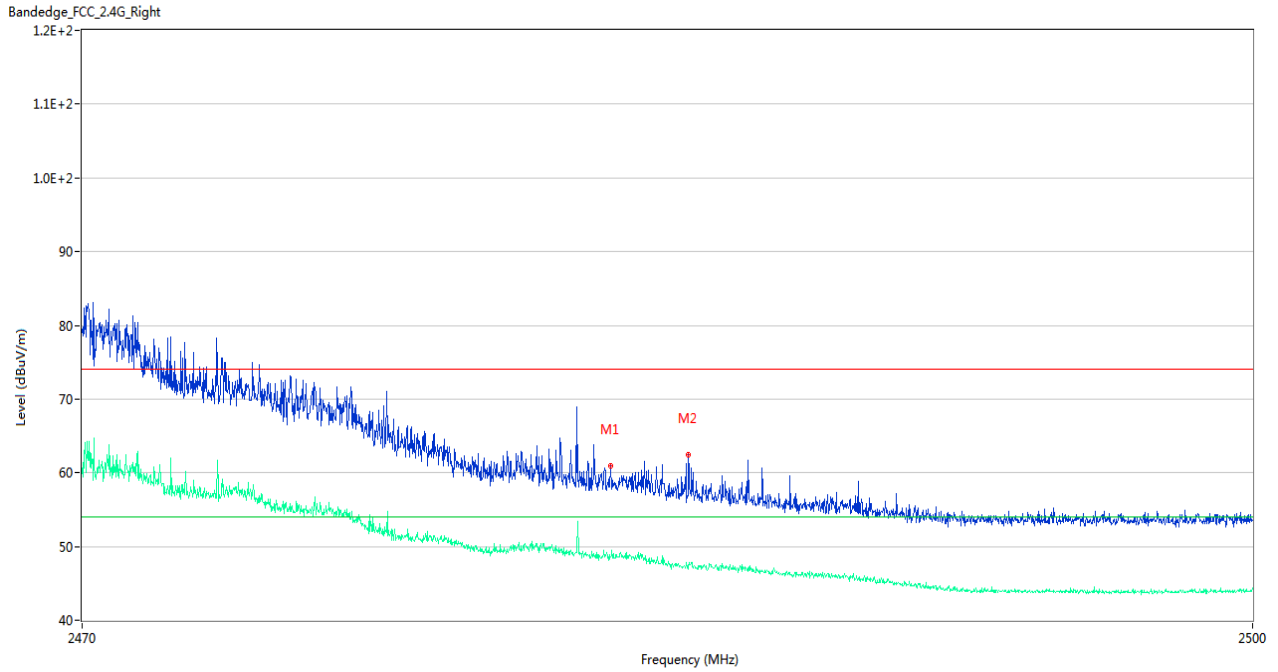
No.	Frequency (MHz)	Results (dBuV/m)	Factor (dB)	Limit (dBuV/m)	Margin (dB)	Detector	Table (Degree)	Height (cm)	Antenna	Verdict
1	2388.650	64.11	-0.64	74.0	9.89	Peak	252.00	100	Horizontal	Pass
1**	2388.650	47.09	-0.64	54.0	6.91	AV	252.00	100	Horizontal	Pass
2	2389.950	58.69	-0.59	74.0	15.31	Peak	360.00	150	Horizontal	Pass
2**	2389.950	46.92	-0.59	54.0	7.08	AV	360.00	150	Horizontal	Pass
3	2388.700	57.43	-0.63	74.0	16.57	Peak	239.00	100	Horizontal	Pass
3**	2388.700	48.87	-0.63	54.0	5.13	AV	239.00	100	Horizontal	Pass

802.11ax20(SU) CHANNEL 3



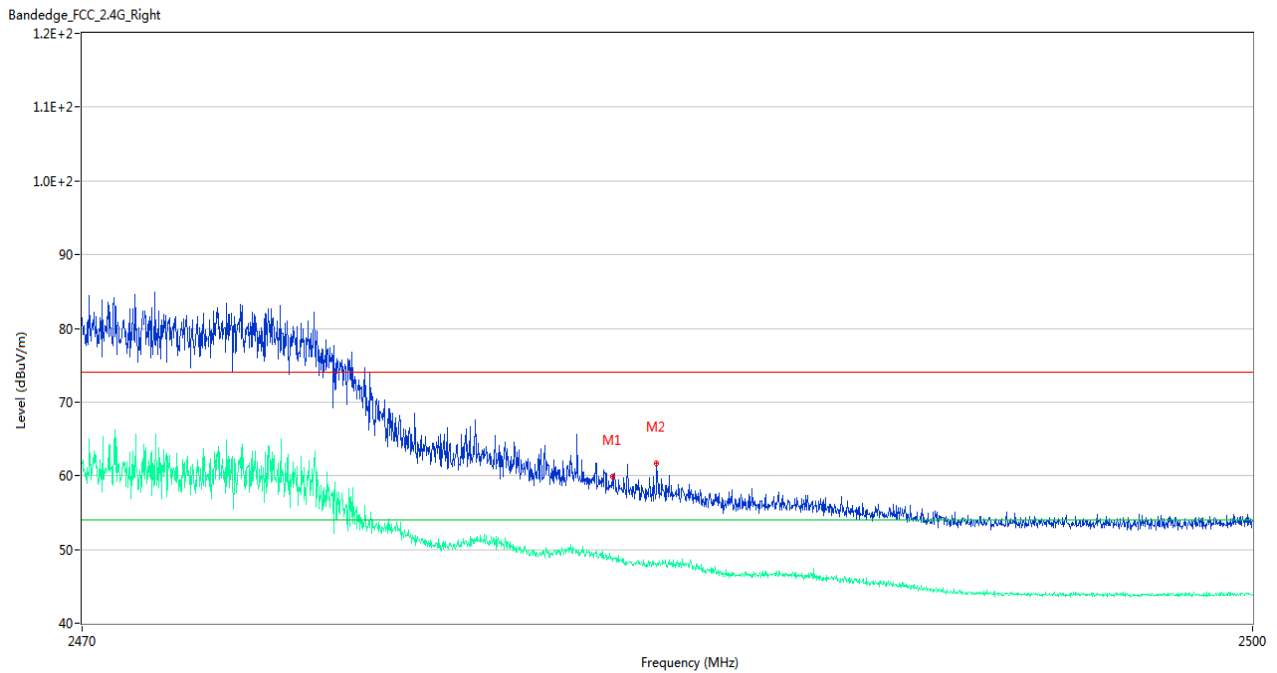
No.	Frequency (MHz)	Results (dBuV/m)	Factor (dB)	Limit (dBuV/m)	Margin (dB)	Detector	Table (Degree)	Height (cm)	Antenna	Verdict
1	2386.150	64.45	-0.71	74.0	9.55	Peak	201.00	200	Horizontal	Pass
1**	2386.150	46.94	-0.71	54.0	7.06	AV	201.00	200	Horizontal	Pass
2	2389.950	61.83	-0.59	74.0	12.17	Peak	183.00	200	Horizontal	Pass
2**	2389.950	47.32	-0.59	54.0	6.68	AV	183.00	200	Horizontal	Pass

802.11ax20(SU) CHANNEL 9



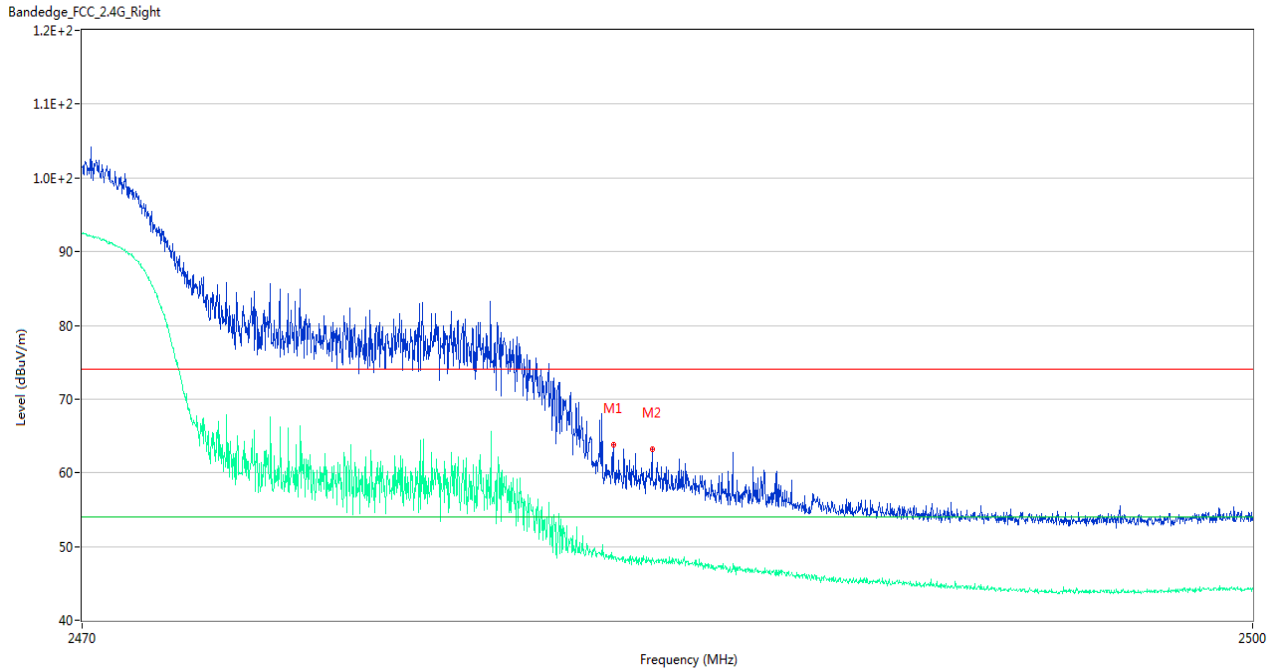
No.	Frequency (MHz)	Results (dBuV/m)	Factor (dB)	Limit (dBuV/m)	Margin (dB)	Detector	Table (Degree)	Height (cm)	Antenna	Verdict
1	2483.500	60.88	-0.05	74.0	13.12	Peak	242.00	150	Horizontal	Pass
1**	2483.500	48.66	-0.05	54.0	5.34	AV	242.00	150	Horizontal	Pass
2	2485.495	62.46	-0.18	74.0	11.54	Peak	273.00	100	Horizontal	Pass
2**	2485.495	47.17	-0.18	54.0	6.83	AV	273.00	100	Horizontal	Pass

802.11ax20(SU) CHANNEL 10



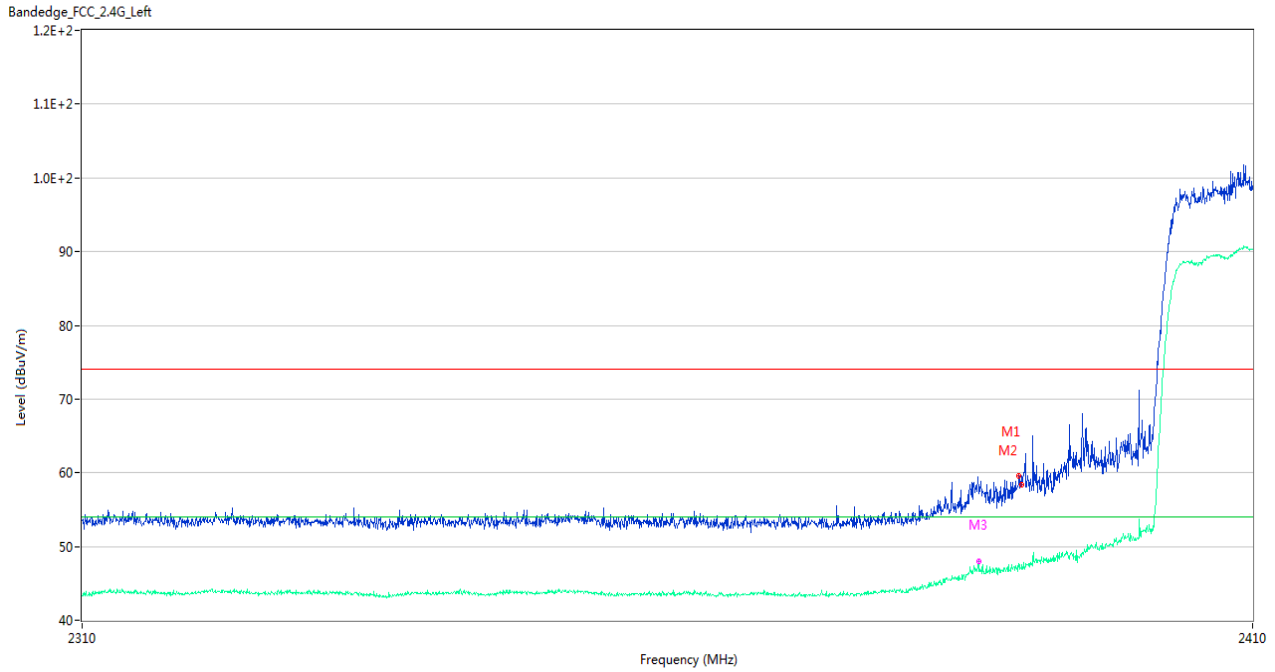
No.	Frequency (MHz)	Results (dBuV/m)	Factor (dB)	Limit (dBuV/m)	Margin (dB)	Detector	Table (Degree)	Height (cm)	Antenna	Verdict
1	2483.545	59.89	-0.06	74.0	14.11	Peak	220.00	100	Horizontal	Pass
1**	2483.545	48.80	-0.06	54.0	5.20	AV	220.00	100	Horizontal	Pass
2	2484.685	61.72	-0.15	74.0	12.28	Peak	24.00	100	Horizontal	Pass
2**	2484.685	48.06	-0.15	54.0	5.94	AV	24.00	100	Horizontal	Pass

802.11ax20(SU) CHANNEL 11



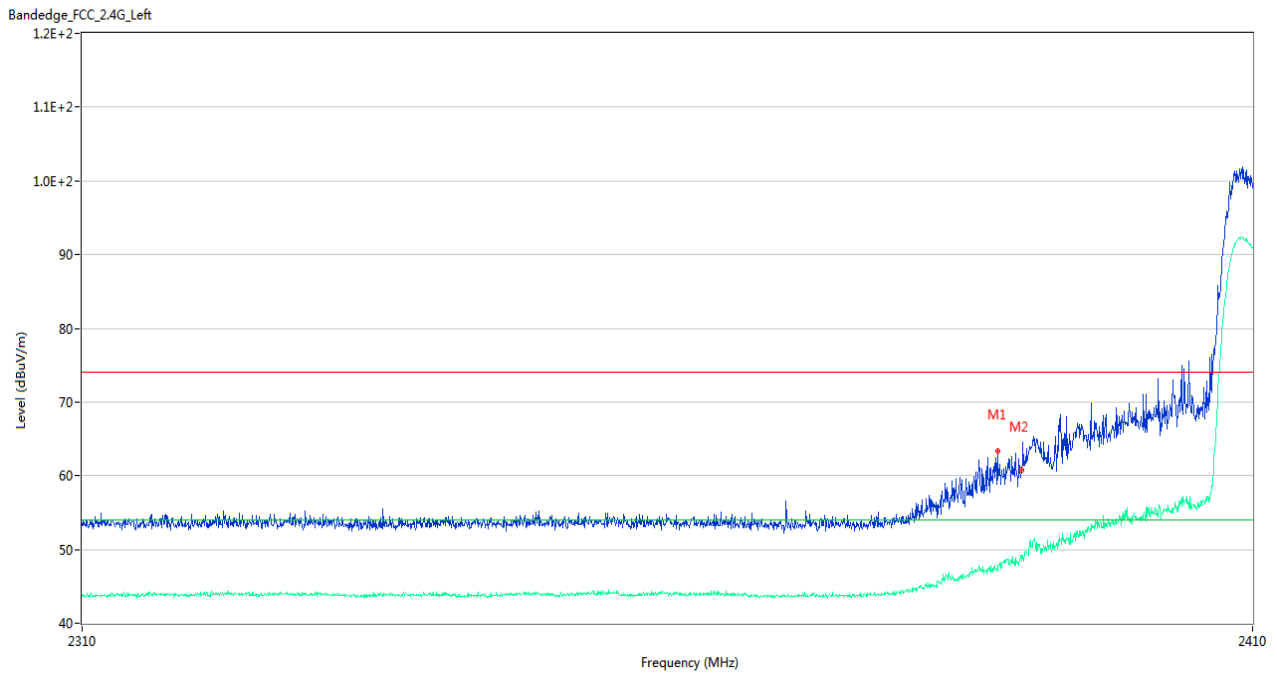
No.	Frequency (MHz)	Results (dBuV/m)	Factor (dB)	Limit (dBuV/m)	Margin (dB)	Detector	Table (Degree)	Height (cm)	Antenna	Verdict
1	2483.575	63.75	-0.20	74.0	10.25	Peak	204.00	200	Horizontal	Pass
1**	2483.575	48.34	-0.20	54.0	5.66	AV	204.00	200	Horizontal	Pass
2	2484.565	63.18	-0.12	74.0	10.82	Peak	204.00	150	Horizontal	Pass
2**	2484.565	48.20	-0.12	54.0	5.80	AV	204.00	150	Horizontal	Pass

802.11ax40(SU) CHANNEL 3



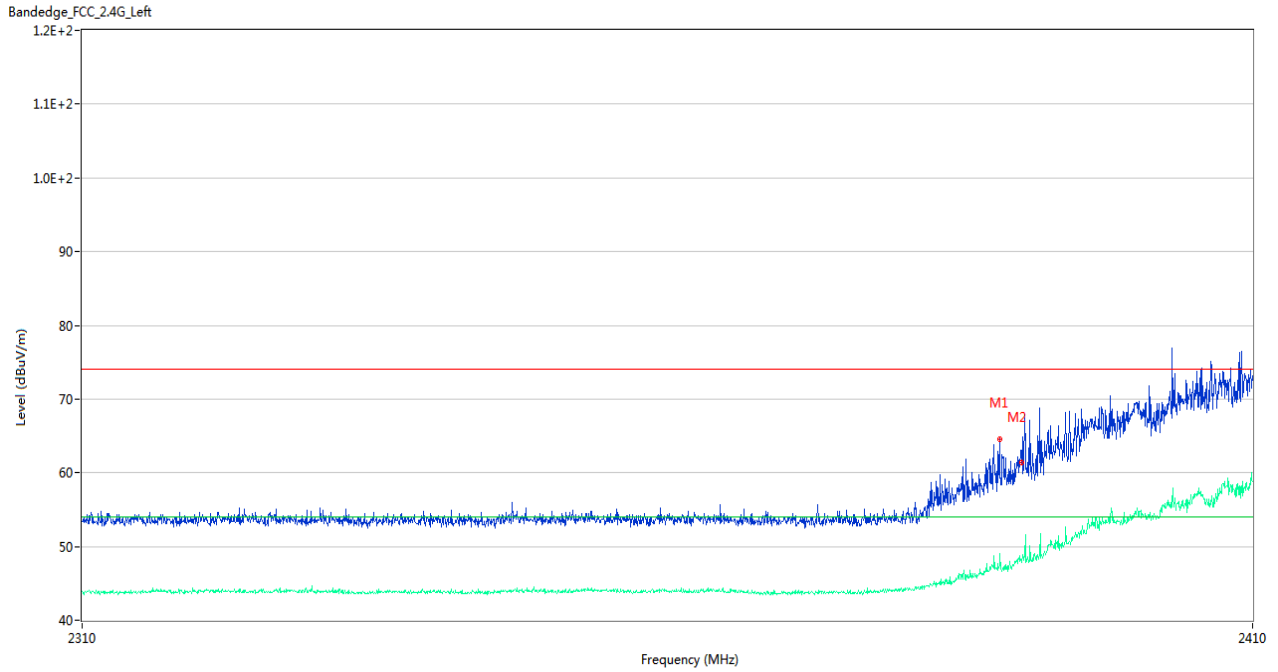
No.	Frequency (MHz)	Results (dBuV/m)	Factor (dB)	Limit (dBuV/m)	Margin (dB)	Detector	Table (Degree)	Height (cm)	Antenna	Verdict
1	2389.700	59.64	-0.65	74.0	14.36	Peak	350.00	100	Horizontal	Pass
1**	2389.700	47.70	-0.65	54.0	6.30	AV	350.00	100	Horizontal	Pass
2	2389.950	58.40	-0.59	74.0	15.60	Peak	275.00	100	Horizontal	Pass
2**	2389.950	47.59	-0.59	54.0	6.41	AV	275.00	100	Horizontal	Pass
3	2386.200	57.50	-0.47	74.0	16.50	Peak	345.00	100	Horizontal	Pass
3**	2386.200	47.92	-0.47	54.0	6.08	AV	345.00	100	Horizontal	Pass

802.11ax40(SU) CHANNEL 4



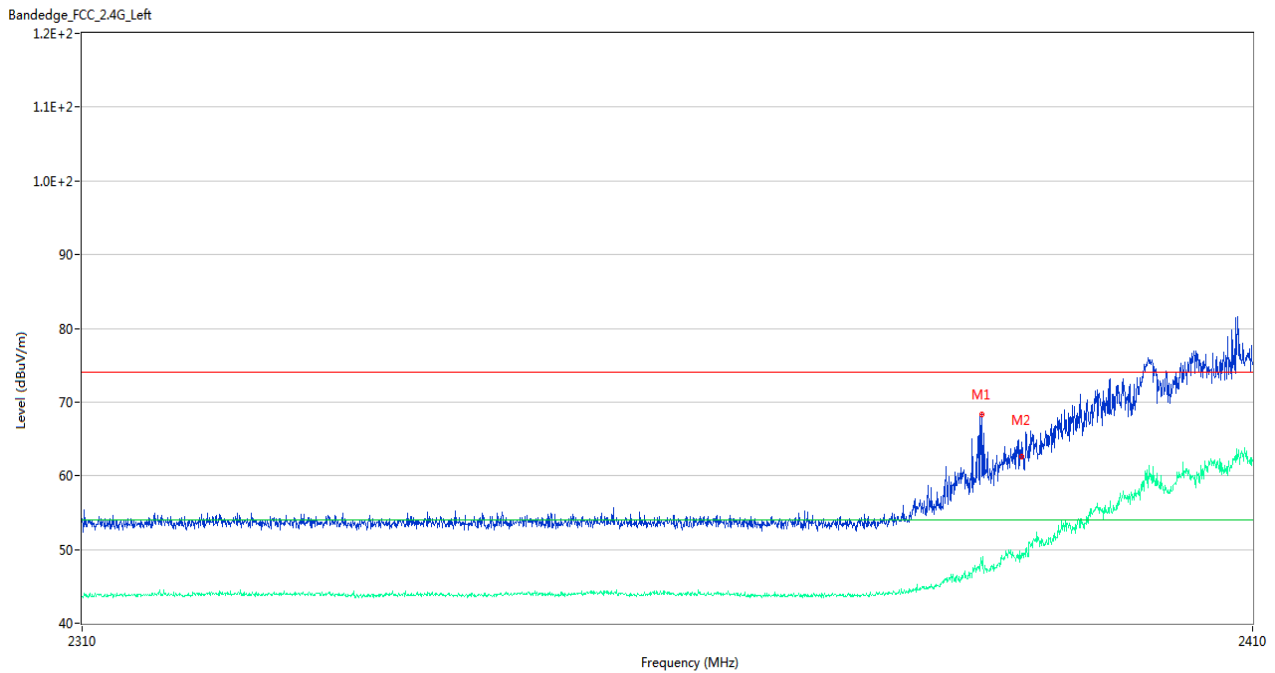
No.	Frequency (MHz)	Results (dBuV/m)	Factor (dB)	Limit (dBuV/m)	Margin (dB)	Detector	Table (Degree)	Height (cm)	Antenna	Verdict
1	2387.850	63.32	-0.66	74.0	10.68	Peak	48.00	100	Horizontal	Pass
1**	2387.850	47.09	-0.66	54.0	6.91	AV	48.00	100	Horizontal	Pass
2	2389.950	60.76	-0.59	74.0	13.24	Peak	61.00	150	Horizontal	Pass
2**	2389.950	48.98	-0.59	54.0	5.02	AV	61.00	150	Horizontal	Pass

802.11ax40(SU) CHANNEL 5



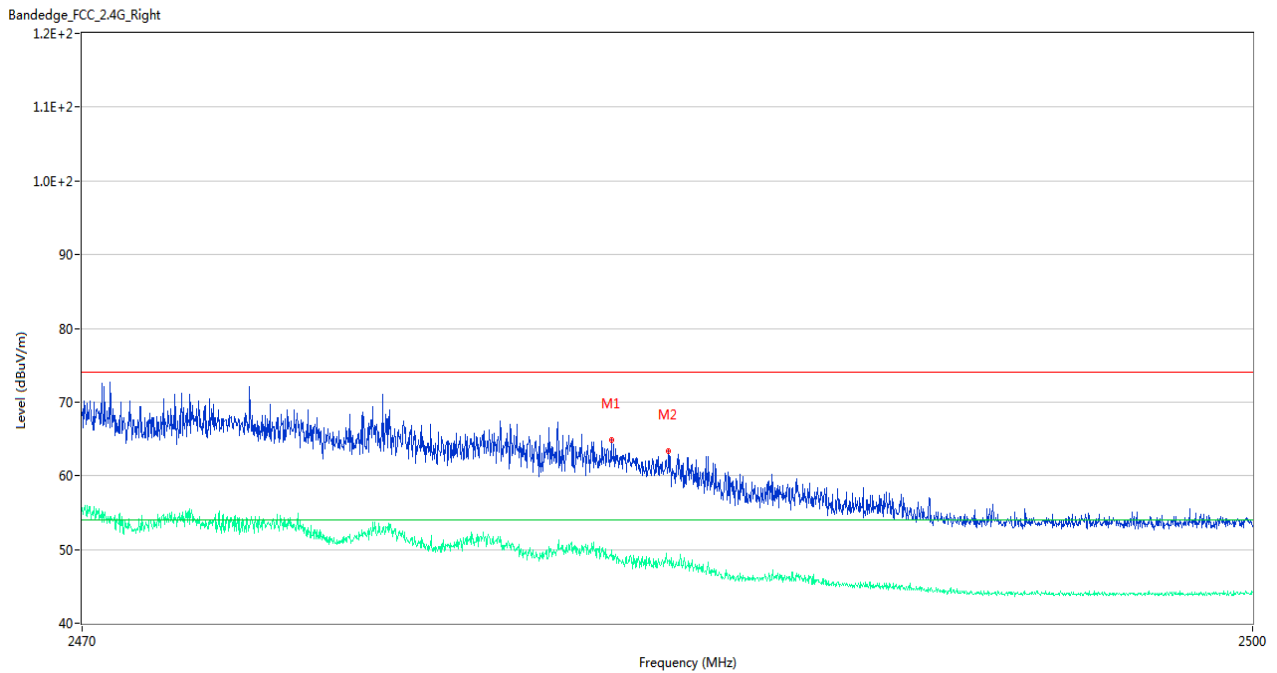
No.	Frequency (MHz)	Results (dBuV/m)	Factor (dB)	Limit (dBuV/m)	Margin (dB)	Detector	Table (Degree)	Height (cm)	Antenna	Verdict
1	2388.000	64.60	-0.66	74.0	9.40	Peak	192.00	150	Horizontal	Pass
1**	2388.000	47.46	-0.66	54.0	6.54	AV	192.00	150	Horizontal	Pass
2	2389.950	61.42	-0.59	74.0	12.58	Peak	238.00	150	Horizontal	Pass
2**	2389.950	48.12	-0.59	54.0	5.88	AV	238.00	150	Horizontal	Pass

802.11ax40(SU) CHANNEL 6



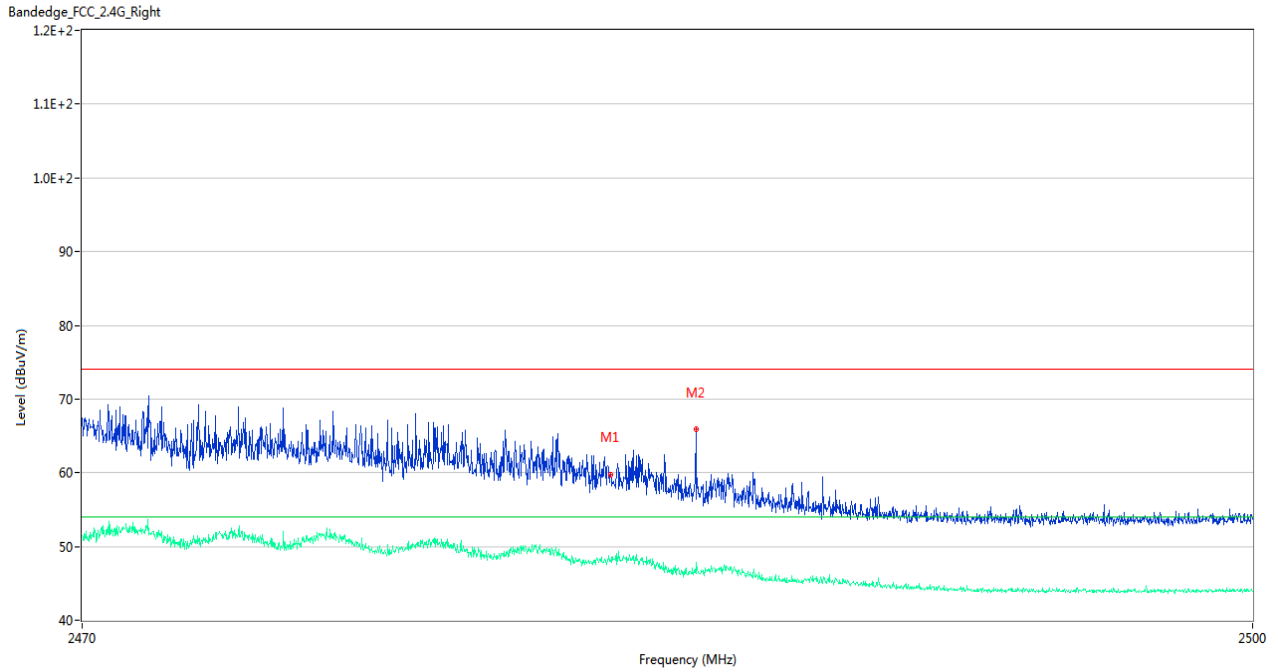
No.	Frequency (MHz)	Results (dBuV/m)	Factor (dB)	Limit (dBuV/m)	Margin (dB)	Detector	Table (Degree)	Height (cm)	Antenna	Verdict
1	2386.500	68.30	-0.70	74.0	5.70	Peak	185.00	200	Horizontal	Pass
1**	2386.500	47.79	-0.70	54.0	6.21	AV	185.00	200	Horizontal	Pass
2	2389.950	62.55	-0.59	74.0	11.45	Peak	264.00	100	Horizontal	Pass
2**	2389.950	48.96	-0.59	54.0	5.04	AV	264.00	100	Horizontal	Pass

802.11ax40(SU) CHANNEL 6



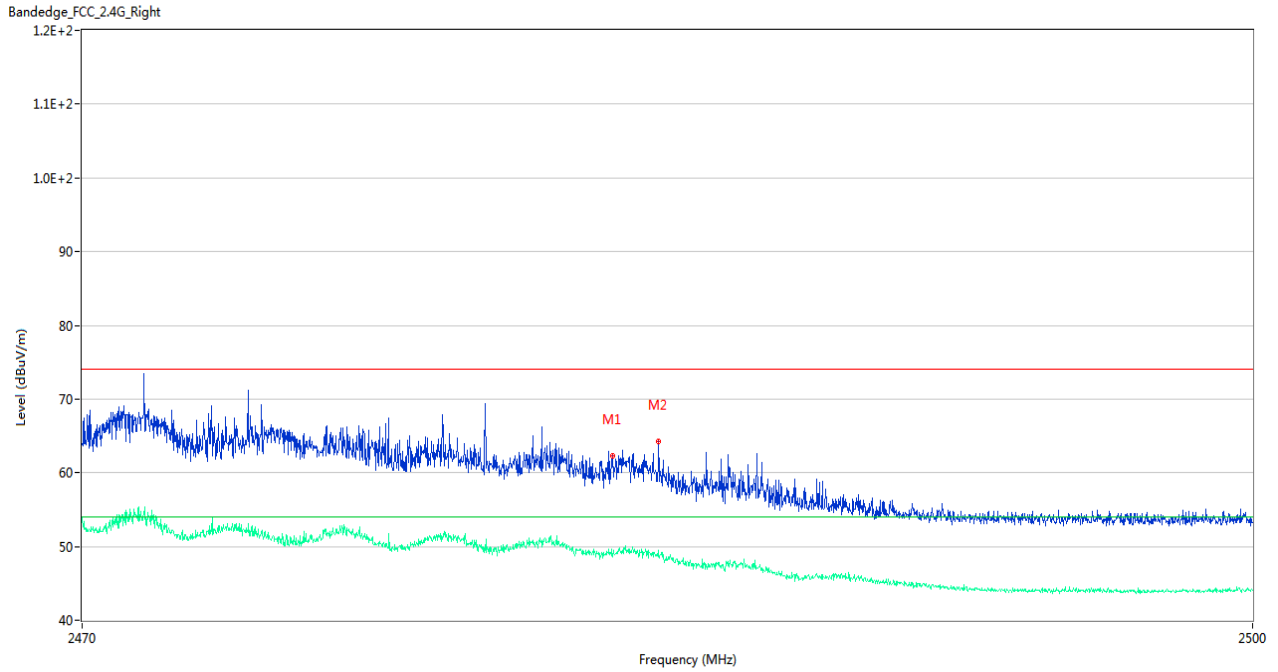
No.	Frequency (MHz)	Results (dBuV/m)	Factor (dB)	Limit (dBuV/m)	Margin (dB)	Detector	Table (Degree)	Height (cm)	Antenna	Verdict
1	2483.515	64.82	-0.05	74.0	9.18	Peak	204.00	150	Horizontal	Pass
1**	2483.515	48.99	-0.05	54.0	5.01	AV	204.00	150	Horizontal	Pass
2	2484.985	63.28	-0.16	74.0	10.72	Peak	191.00	200	Horizontal	Pass
2**	2484.985	48.42	-0.16	54.0	5.58	AV	191.00	200	Horizontal	Pass

802.11ax40(SU) CHANNEL 7



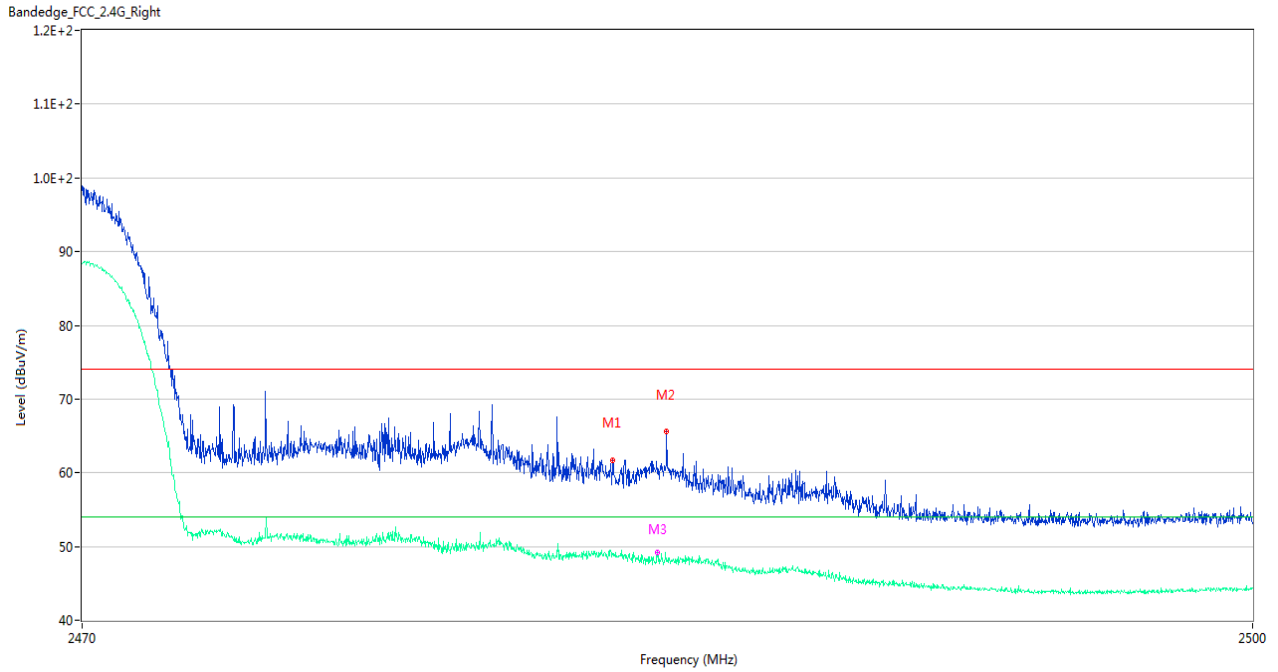
No.	Frequency (MHz)	Results (dBuV/m)	Factor (dB)	Limit (dBuV/m)	Margin (dB)	Detector	Table (Degree)	Height (cm)	Antenna	Verdict
1	2483.500	59.79	-0.05	74.0	14.21	Peak	202.00	200	Horizontal	Pass
1**	2483.500	48.21	-0.05	54.0	5.79	AV	202.00	200	Horizontal	Pass
2	2485.690	65.85	-0.19	74.0	8.15	Peak	195.00	200	Horizontal	Pass
2**	2485.690	46.32	-0.19	54.0	7.68	AV	195.00	200	Horizontal	Pass

802.11ax40(SU) CHANNEL 8



No.	Frequency (MHz)	Results (dBuV/m)	Factor (dB)	Limit (dBuV/m)	Margin (dB)	Detector	Table (Degree)	Height (cm)	Antenna	Verdict
1	2483.560	62.32	-0.06	74.0	11.68	Peak	195.00	200	Horizontal	Pass
1**	2483.560	48.77	-0.06	54.0	5.23	AV	195.00	200	Horizontal	Pass
2	2484.730	64.27	-0.15	74.0	9.73	Peak	204.00	150	Horizontal	Pass
2**	2484.730	48.67	-0.15	54.0	5.33	AV	204.00	150	Horizontal	Pass

802.11ax40(SU) CHANNEL 9



No.	Frequency (MHz)	Results (dBuV/m)	Factor (dB)	Limit (dBuV/m)	Margin (dB)	Detector	Table (Degree)	Height (cm)	Antenna	Verdict
1	2483.545	61.77	-0.20	74.0	12.23	Peak	198.00	200	Horizontal	Pass
1**	2483.545	48.93	-0.20	54.0	5.07	AV	198.00	200	Horizontal	Pass
2	2484.940	65.58	-0.07	74.0	8.42	Peak	182.00	200	Horizontal	Pass
2**	2484.940	48.24	-0.07	54.0	5.76	AV	182.00	200	Horizontal	Pass
3	2484.700	59.83	-0.10	74.0	14.17	Peak	72.00	100	Horizontal	Pass
3**	2484.700	48.82	-0.10	54.0	5.18	AV	72.00	100	Horizontal	Pass

A.8 Power Spectral Density (PSD)

Note: All the configurations were pre tested, only the worst configuration has been reported in this report.

Test Data

Main Antenna

802.11b Mode:

Channel	Spectral power density (dBm/3kHz)	Limit (dBm/3kHz)
CH1	-14.72	8
CH6	-14.94	8
CH11	-14.64	8

802.11g Mode:

Channel	Spectral power density (dBm/3kHz)	Limit (dBm/3kHz)
CH1	-18.17	8
CH2	-17.27	8
CH6	-17.15	8
CH8	-17.50	8
CH9	-18.17	8
CH10	-19.11	8
CH11	-20.70	8

802.11n-20 MHz Mode:

Channel	Spectral power density (dBm/3kHz)	Limit (dBm/3kHz)
CH1	-19.67	8
CH2	-17.41	8
CH6	-17.70	8
CH8	-17.33	8
CH9	-18.38	8
CH10	-19.37	8
CH11	-21.87	8

802.11n-40 MHz Mode:

Channel	Spectral power density (dBm/3kHz)	Limit (dBm/3kHz)
CH3	-25.47	8
CH4	-22.66	8
CH5	-20.81	8
CH6	-20.41	8
CH7	-22.36	8
CH8	-24.02	8
CH9	-24.90	8

VHT-20 MHz Mode:

Channel	Spectral power density (dBm/3kHz)	Limit (dBm/3kHz)
CH1	-19.67	8
CH2	-17.36	8
CH6	-17.79	8
CH8	-17.58	8
CH9	-18.55	8
CH10	-20.45	8
CH11	-21.97	8

VHT-40 MHz Mode:

Channel	Spectral power density (dBm/3kHz)	Limit (dBm/3kHz)
CH3	-25.38	8
CH4	-21.83	8
CH5	-20.77	8
CH6	-20.59	8
CH7	-22.20	8
CH8	-24.62	8
CH9	-25.54	8

802.11ax-20 MHz(SU) Mode:

Channel	Spectral power density (dBm/3kHz)	Limit (dBm/3kHz)
CH1	-21.04	8
CH2	-18.79	8
CH3	-18.85	8
CH6	-18.85	8
CH8	-18.81	8
CH9	-19.82	8
CH10	-21.68	8
CH11	-23.29	8

802.11ax-40 MHz(SU) Mode:

Channel	Spectral power density (dBm/3kHz)	Limit (dBm/3kHz)
CH3	-24.74	8
CH4	-22.78	8
CH5	-21.94	8
CH6	-22.69	8
CH7	-23.62	8
CH8	-24.14	8
CH9	-24.98	8

802.11ax-20 MHz(RU26) Mode:

Channel	Spectral power density (dBm/3kHz)	Limit (dBm/3kHz)
Low	-21.39	8
Middle	-20.96	8
High	-20.28	8

802.11ax-20 MHz(RU52) Mode:

Channel	Spectral power density (dBm/3kHz)	Limit (dBm/3kHz)
Low	-20.23	8
Middle	-19.97	8
High	-19.36	8

802.11ax-20 MHz(RU106) Mode:

Channel	Spectral power density (dBm/3kHz)	Limit (dBm/3kHz)
Low	-20.20	8
Middle	-19.89	8
High	-20.36	8

802.11ax-40 MHz(RU26) Mode:

Channel	Spectral power density (dBm/3kHz)	Limit (dBm/3kHz)
Low	-21.94	8
Middle	-22.00	8
High	-21.58	8

802.11ax-40 MHz(RU52) Mode:

Channel	Spectral power density (dBm/3kHz)	Limit (dBm/3kHz)
Low	-20.75	8
Middle	-20.76	8
High	-20.78	8

802.11ax-40 MHz(RU106) Mode:

Channel	Spectral power density (dBm/3kHz)	Limit (dBm/3kHz)
Low	-20.66	8
Middle	-20.40	8
High	-20.53	8

802.11ax-40 MHz(RU242) Mode:

Channel	Spectral power density (dBm/3kHz)	Limit (dBm/3kHz)
Low	-22.80	8
Middle	-19.89	8
High	-23.08	8

Aux. Antenna

802.11b Mode:

Channel	Spectral power density (dBm/3kHz)	Limit (dBm/3kHz)
CH1	-14.53	8
CH6	-15.09	8
CH11	-14.42	8

802.11g Mode:

Channel	Spectral power density (dBm/3kHz)	Limit (dBm/3kHz)
CH1	-17.21	8
CH2	-17.12	8
CH6	-17.32	8
CH8	-17.27	8
CH9	-17.22	8
CH10	-17.15	8
CH11	-17.82	8

802.11n-20 MHz Mode:

Channel	Spectral power density (dBm/3kHz)	Limit (dBm/3kHz)
CH1	-17.34	8
CH2	-17.48	8
CH6	-17.35	8
CH8	-17.50	8
CH9	-17.58	8
CH10	-16.89	8
CH11	-17.95	8

802.11n-40 MHz Mode:

Channel	Spectral power density (dBm/3kHz)	Limit (dBm/3kHz)
CH3	-23.12	8
CH4	-21.91	8
CH5	-20.63	8
CH6	-20.29	8
CH7	-20.65	8
CH8	-23.40	8
CH9	-25.57	8

VHT-20 MHz Mode:

Channel	Spectral power density (dBm/3kHz)	Limit (dBm/3kHz)
CH1	-17.41	8
CH2	-17.28	8
CH6	-17.55	8
CH8	-17.66	8
CH9	-17.69	8
CH10	-17.51	8
CH11	-18.49	8

VHT-40 MHz Mode:

Channel	Spectral power density (dBm/3kHz)	Limit (dBm/3kHz)
CH3	-22.62	8
CH4	-22.11	8
CH5	-20.76	8
CH6	-20.96	8
CH7	-21.00	8
CH8	-22.86	8
CH9	-25.55	8

802.11ax-20 MHz(SU) Mode:

Channel	Spectral power density (dBm/3kHz)	Limit (dBm/3kHz)
CH1	-19.32	8
CH2	-18.79	8
CH3	-18.74	8
CH6	-18.90	8
CH8	-18.99	8
CH9	-18.83	8
CH10	-18.63	8
CH11	-19.41	8

802.11ax-40 MHz(SU) Mode:

Channel	Spectral power density (dBm/3kHz)	Limit (dBm/3kHz)
CH3	-23.65	8
CH4	-22.88	8
CH5	-21.80	8
CH6	-21.82	8
CH7	-22.14	8
CH8	-23.49	8
CH9	-25.58	8

802.11ax-20 MHz(RU26) Mode:

Channel	Spectral power density (dBm/3kHz)	Limit (dBm/3kHz)
Low	-21.28	8
Middle	-21.94	8
High	-21.38	8

802.11ax-20 MHz(RU52) Mode:

Channel	Spectral power density (dBm/3kHz)	Limit (dBm/3kHz)
Low	-20.21	8
Middle	-20.76	8
High	-20.59	8

802.11ax-20 MHz(RU106) Mode:

Channel	Spectral power density (dBm/3kHz)	Limit (dBm/3kHz)
Low	-19.89	8
Middle	-20.07	8
High	-20.09	8

802.11ax-40 MHz(RU26) Mode:

Channel	Spectral power density (dBm/3kHz)	Limit (dBm/3kHz)
Low	-21.97	8
Middle	-22.33	8
High	-22.22	8

802.11ax-40 MHz(RU52) Mode:

Channel	Spectral power density (dBm/3kHz)	Limit (dBm/3kHz)
Low	-20.73	8
Middle	-21.22	8
High	-21.33	8

802.11ax-40 MHz(RU106) Mode:

Channel	Spectral power density (dBm/3kHz)	Limit (dBm/3kHz)
Low	-20.63	8
Middle	-20.92	8
High	-21.21	8

802.11ax-40 MHz(RU242) Mode:

Channel	Spectral power density (dBm/3kHz)	Limit (dBm/3kHz)
Low	-21.90	8
Middle	-20.44	8
High	-23.78	8

MIMO-Main Antenna

802.11b Mode:

Channel	Spectral power density (dBm/3kHz)	Limit (dBm/3kHz)
CH1	-14.58	8
CH6	-14.12	8
CH11	-14.46	8

802.11g Mode:

Channel	Spectral power density (dBm/3kHz)	Limit (dBm/3kHz)
CH1	-18.49	8
CH2	-17.01	8
CH6	-16.96	8
CH8	-16.95	8
CH9	-16.81	8
CH10	-18.25	8
CH11	-21.60	8

802.11n-20 MHz Mode:

Channel	Spectral power density (dBm/3kHz)	Limit (dBm/3kHz)
CH1	-19.72	8
CH2	-17.06	8
CH6	-16.89	8
CH8	-17.05	8
CH9	-17.25	8
CH10	-19.86	8
CH11	-21.65	8

802.11n-40 MHz Mode:

Channel	Spectral power density (dBm/3kHz)	Limit (dBm/3kHz)
CH3	-25.65	8
CH4	-23.30	8
CH5	-21.09	8
CH6	-20.18	8
CH7	-22.18	8
CH8	-24.16	8
CH9	-26.05	8

VHT-20 MHz Mode:

Channel	Spectral power density (dBm/3kHz)	Limit (dBm/3kHz)
CH1	-19.63	8
CH2	-17.23	8
CH6	-17.00	8
CH8	-16.76	8
CH9	-18.46	8
CH10	-19.16	8
CH11	-21.34	8

VHT-40 MHz Mode:

Channel	Spectral power density (dBm/3kHz)	Limit (dBm/3kHz)
CH3	-25.09	8
CH4	-23.11	8
CH5	-21.15	8
CH6	-20.20	8
CH7	-21.99	8
CH8	-24.09	8
CH9	-25.61	8

802.11ax-20 MHz(SU) Mode:

Channel	Spectral power density (dBm/3kHz)	Limit (dBm/3kHz)
CH1	-21.10	8
CH2	-19.15	8
CH3	-18.09	8
CH6	-18.17	8
CH8	-18.38	8
CH9	-18.48	8
CH10	-20.73	8
CH11	-21.93	8

802.11ax-40 MHz(SU) Mode:

Channel	Spectral power density (dBm/3kHz)	Limit (dBm/3kHz)
CH3	-25.07	8
CH4	-23.39	8
CH5	-22.66	8
CH6	-22.10	8
CH7	-23.69	8
CH8	-24.13	8
CH9	-24.99	8

802.11ax-20 MHz(RU26) Mode:

Channel	Spectral power density (dBm/3kHz)	Limit (dBm/3kHz)
Low	-21.80	8
Middle	-21.24	8
High	-20.78	8

802.11ax-20 MHz(RU52) Mode:

Channel	Spectral power density (dBm/3kHz)	Limit (dBm/3kHz)
Low	-20.69	8
Middle	-20.24	8
High	-19.79	8

802.11ax-20 MHz(RU106) Mode:

Channel	Spectral power density (dBm/3kHz)	Limit (dBm/3kHz)
Low	-20.22	8
Middle	-19.71	8
High	-19.38	8

802.11ax-40 MHz(RU26) Mode:

Channel	Spectral power density (dBm/3kHz)	Limit (dBm/3kHz)
Low	-21.98	8
Middle	-22.14	8
High	-21.54	8

802.11ax-40 MHz(RU52) Mode:

Channel	Spectral power density (dBm/3kHz)	Limit (dBm/3kHz)
Low	-21.22	8
Middle	-21.34	8
High	-20.89	8

802.11ax-40 MHz(RU106) Mode:

Channel	Spectral power density (dBm/3kHz)	Limit (dBm/3kHz)
Low	-20.51	8
Middle	-20.44	8
High	-20.34	8

802.11ax-40 MHz(RU242) Mode:

Channel	Spectral power density (dBm/3kHz)	Limit (dBm/3kHz)
Low	-23.50	8
Middle	-19.64	8
High	-23.62	8

MIMO-Aux. Antenna

802.11b Mode:

Channel	Spectral power density (dBm/3kHz)	Limit (dBm/3kHz)
CH1	-13.97	8
CH6	-13.22	8
CH11	-14.26	8

802.11g Mode:

Channel	Spectral power density (dBm/3kHz)	Limit (dBm/3kHz)
CH1	-18.45	8
CH2	-17.03	8
CH6	-17.11	8
CH8	-16.81	8
CH9	-17.27	8
CH10	-18.33	8
CH11	-21.84	8

802.11n-20 MHz Mode:

Channel	Spectral power density (dBm/3kHz)	Limit (dBm/3kHz)
CH1	-19.38	8
CH2	-17.32	8
CH6	-17.15	8
CH8	-17.09	8
CH9	-17.46	8
CH10	-19.61	8
CH11	-21.99	8

802.11n-40 MHz Mode:

Channel	Spectral power density (dBm/3kHz)	Limit (dBm/3kHz)
CH3	-25.50	8
CH4	-23.22	8
CH5	-21.38	8
CH6	-20.45	8
CH7	-22.46	8
CH8	-24.19	8
CH9	-26.15	8

VHT-20 MHz Mode:

Channel	Spectral power density (dBm/3kHz)	Limit (dBm/3kHz)
CH1	-19.50	8
CH2	-17.19	8
CH6	-17.33	8
CH8	-17.59	8
CH9	-19.08	8
CH10	-19.46	8
CH11	-22.22	8

VHT-40 MHz Mode:

Channel	Spectral power density (dBm/3kHz)	Limit (dBm/3kHz)
CH3	-25.68	8
CH4	-23.62	8
CH5	-21.37	8
CH6	-20.36	8
CH7	-22.59	8
CH8	-24.35	8
CH9	-25.70	8

802.11ax-20 MHz(SU) Mode:

Channel	Spectral power density (dBm/3kHz)	Limit (dBm/3kHz)
CH1	-20.91	8
CH2	-19.07	8
CH3	-18.01	8
CH6	-18.67	8
CH8	-18.36	8
CH9	-18.51	8
CH10	-20.34	8
CH11	-22.54	8

802.11ax-40 MHz(SU) Mode:

Channel	Spectral power density (dBm/3kHz)	Limit (dBm/3kHz)
CH3	-25.10	8
CH4	-23.77	8
CH5	-23.06	8
CH6	-22.58	8
CH7	-24.23	8
CH8	-24.68	8
CH9	-25.32	8

802.11ax-20 MHz(RU26) Mode:

Channel	Spectral power density (dBm/3kHz)	Limit (dBm/3kHz)
Low	-21.32	8
Middle	-21.84	8
High	-20.92	8

802.11ax-20 MHz(RU52) Mode:

Channel	Spectral power density (dBm/3kHz)	Limit (dBm/3kHz)
Low	-19.51	8
Middle	-20.13	8
High	-19.91	8

802.11ax-20 MHz(RU106) Mode:

Channel	Spectral power density (dBm/3kHz)	Limit (dBm/3kHz)
Low	-19.55	8
Middle	-19.74	8
High	-19.82	8

802.11ax-40 MHz(RU26) Mode:

Channel	Spectral power density (dBm/3kHz)	Limit (dBm/3kHz)
Low	-21.78	8
Middle	-21.97	8
High	-22.01	8

802.11ax-40 MHz(RU52) Mode:

Channel	Spectral power density (dBm/3kHz)	Limit (dBm/3kHz)
Low	-20.18	8
Middle	-20.72	8
High	-20.93	8

802.11ax-40 MHz(RU106) Mode:

Channel	Spectral power density (dBm/3kHz)	Limit (dBm/3kHz)
Low	-20.08	8
Middle	-20.44	8
High	-20.75	8

802.11ax-40 MHz(RU242) Mode:

Channel	Spectral power density (dBm/3kHz)	Limit (dBm/3kHz)
Low	-23.32	8
Middle	-19.81	8
High	-23.73	8

MIMO

802.11b Mode:

Channel	Spectral power density (dBm/3kHz)	Limit (dBm/3kHz)
CH1	-11.25	8
CH6	-10.64	8
CH11	-11.35	8

802.11g Mode:

Channel	Spectral power density (dBm/3kHz)	Limit (dBm/3kHz)
CH1	-15.46	8
CH2	-14.01	8
CH6	-14.02	8
CH8	-13.87	8
CH9	-14.02	8
CH10	-15.28	8
CH11	-18.71	8

802.11n-20 MHz Mode:

Channel	Spectral power density (dBm/3kHz)	Limit (dBm/3kHz)
CH1	-16.54	8
CH2	-14.18	8
CH6	-14.01	8
CH8	-14.06	8
CH9	-14.34	8
CH10	-16.72	8
CH11	-18.81	8

802.11n-40 MHz Mode:

Channel	Spectral power density (dBm/3kHz)	Limit (dBm/3kHz)
CH3	-22.56	8
CH4	-20.25	8
CH5	-18.22	8
CH6	-17.31	8
CH7	-19.31	8
CH8	-21.16	8
CH9	-23.09	8

VHT-20 MHz Mode:

Channel	Spectral power density (dBm/3kHz)	Limit (dBm/3kHz)
CH1	-16.56	8
CH2	-14.20	8
CH6	-14.15	8
CH8	-14.15	8
CH9	-15.75	8
CH10	-16.30	8
CH11	-18.75	8

VHT-40 MHz Mode:

Channel	Spectral power density (dBm/3kHz)	Limit (dBm/3kHz)
CH3	-22.37	8
CH4	-20.34	8
CH5	-18.25	8
CH6	-17.27	8
CH7	-19.27	8
CH8	-21.21	8
CH9	-22.64	8

802.11ax-20 MHz(SU) Mode:

Channel	Spectral power density (dBm/3kHz)	Limit (dBm/3kHz)
CH1	-17.99	8
CH2	-16.10	8
CH3	-15.04	8
CH6	-15.40	8
CH8	-15.36	8
CH9	-15.49	8
CH10	-17.52	8
CH11	-19.21	8

802.11ax-40 MHz(SU) Mode:

Channel	Spectral power density (dBm/3kHz)	Limit (dBm/3kHz)
CH3	-22.07	8
CH4	-20.57	8
CH5	-19.84	8
CH6	-19.33	8
CH7	-20.94	8
CH8	-21.38	8
CH9	-22.14	8

802.11ax-20 MHz(RU26) Mode:

Channel	Spectral power density (dBm/3kHz)	Limit (dBm/3kHz)
Low	-18.55	8
Middle	-18.52	8
High	-17.84	8

802.11ax-20 MHz(RU52) Mode:

Channel	Spectral power density (dBm/3kHz)	Limit (dBm/3kHz)
Low	-17.05	8
Middle	-17.17	8
High	-16.84	8

802.11ax-20 MHz(RU106) Mode:

Channel	Spectral power density (dBm/3kHz)	Limit (dBm/3kHz)
Low	-16.86	8
Middle	-16.71	8
High	-16.58	8

802.11ax-40 MHz(RU26) Mode:

Channel	Spectral power density (dBm/3kHz)	Limit (dBm/3kHz)
Low	-18.87	8
Middle	-19.04	8
High	-18.76	8

802.11ax-40 MHz(RU52) Mode:

Channel	Spectral power density (dBm/3kHz)	Limit (dBm/3kHz)
Low	-17.66	8
Middle	-18.01	8
High	-17.90	8

802.11ax-40 MHz(RU106) Mode:

Channel	Spectral power density (dBm/3kHz)	Limit (dBm/3kHz)
Low	-17.28	8
Middle	-17.43	8
High	-17.53	8

802.11ax-40 MHz(RU242) Mode:

Channel	Spectral power density (dBm/3kHz)	Limit (dBm/3kHz)
Low	-20.40	8
Middle	-16.71	8
High	-20.67	8

Test Plots

Main Antenna

802.11b CHANNEL 1



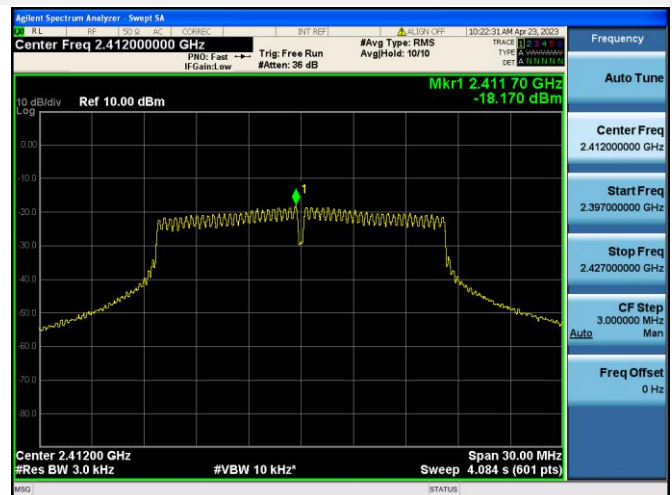
802.11b CHANNEL 6



802.11b CHANNEL 11



802.11g CHANNEL 1



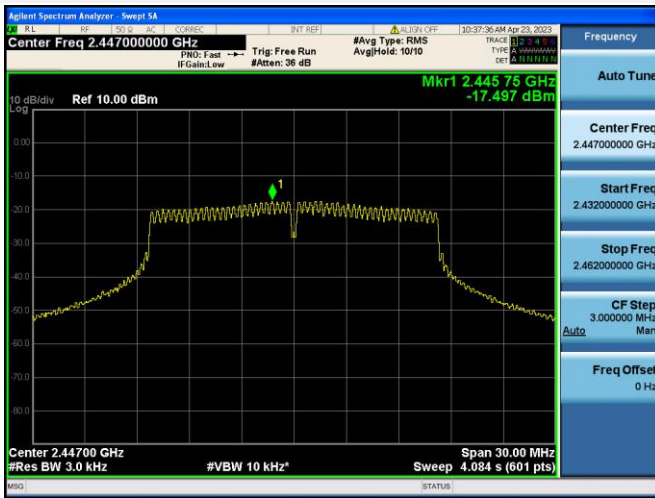
802.11g CHANNEL 2



802.11g CHANNEL 6



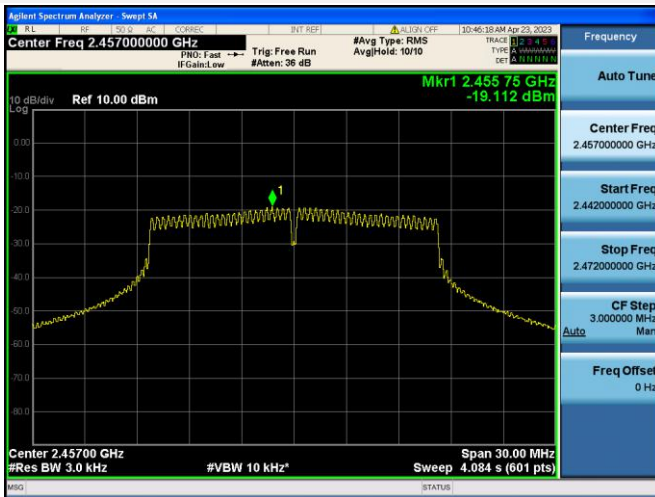
802.11g CHANNEL 8



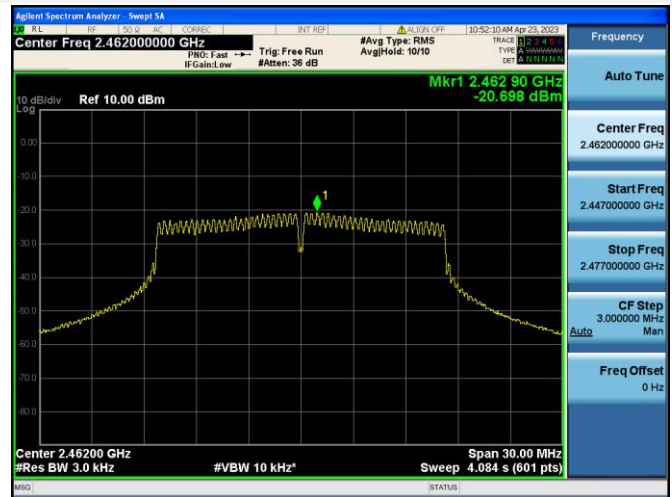
802.11g CHANNEL 9



802.11g CHANNEL 10



802.11g CHANNEL 11



802.11n-20 MHz CHANNEL 1



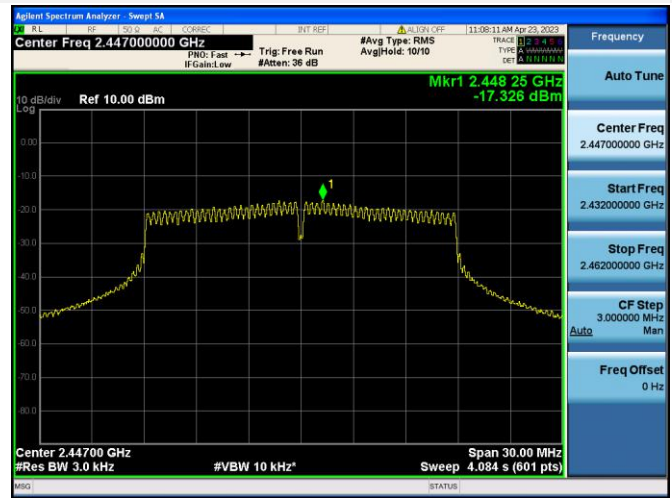
802.11n-20 MHz CHANNEL 2



802.11n-20 MHz CHANNEL 6



802.11n-20 MHz CHANNEL 8



802.11n-20 MHz CHANNEL 9



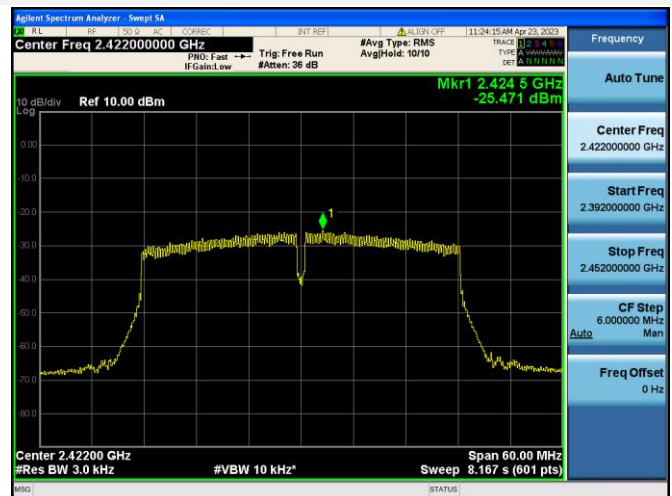
802.11n-20 MHz CHANNEL 10



802.11n-20 MHz CHANNEL 11



802.11n-40 MHz CHANNEL 3



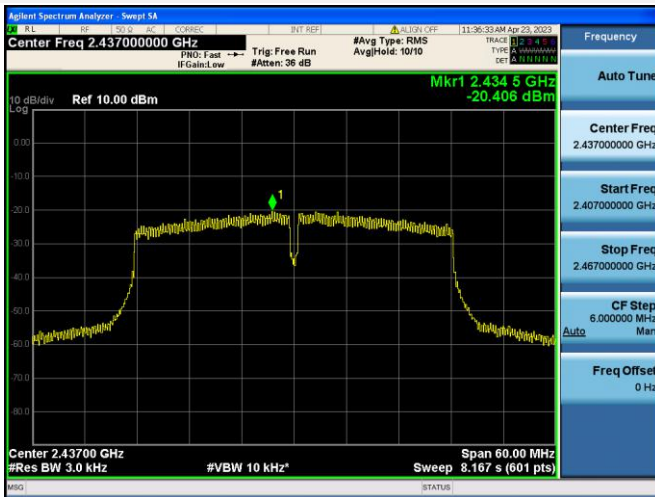
802.11n-40 MHz CHANNEL 4



802.11n-40 MHz CHANNEL 5



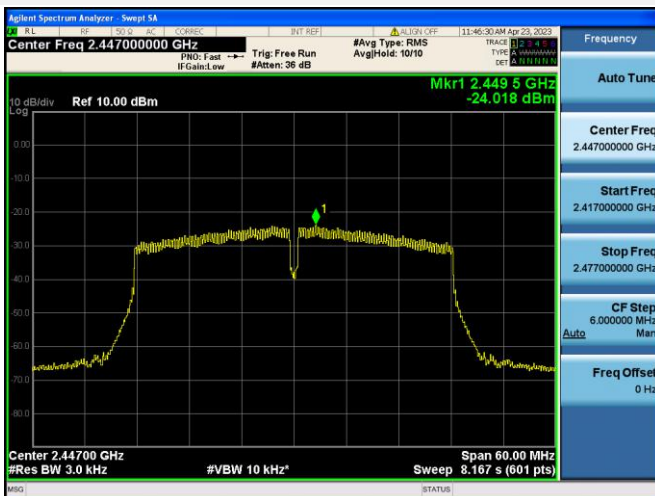
802.11n-40 MHz CHANNEL 6



802.11n-40 MHz CHANNEL 7



802.11n-40 MHz CHANNEL 8



802.11n-40 MHz CHANNEL 9



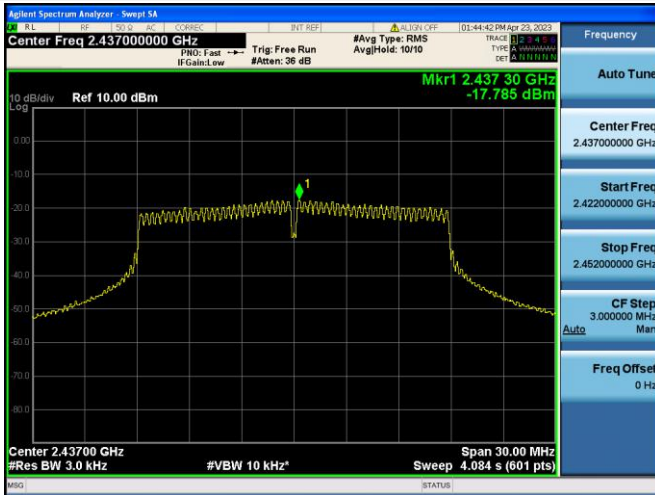
VHT-20 MHz CHANNEL 1



VHT-20 MHz CHANNEL 2



VHT-20 MHz CHANNEL 6



VHT-20 MHz CHANNEL 8



VHT-20 MHz CHANNEL 9



VHT-20 MHz CHANNEL 10



VHT-20 MHz CHANNEL 11



VHT-40 MHz CHANNEL 3



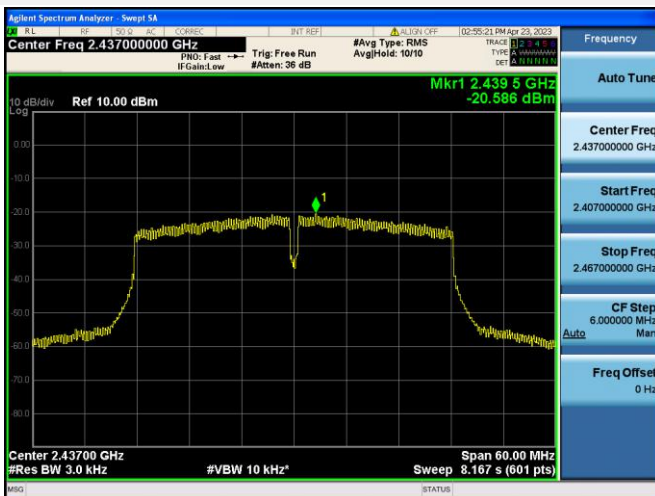
VHT-40 MHz CHANNEL 4



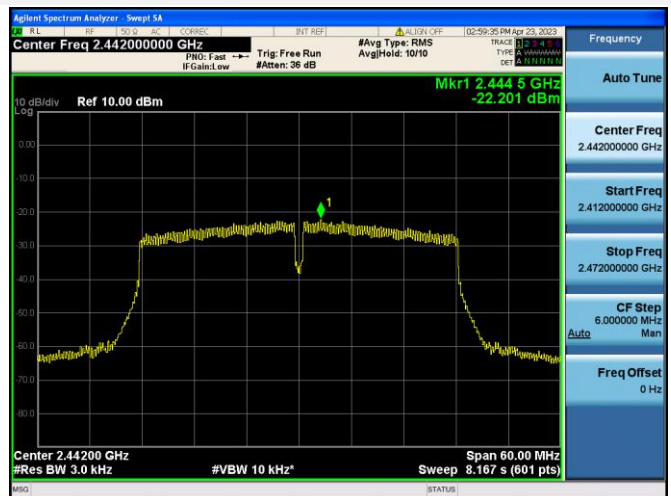
VHT-40 MHz CHANNEL 5



VHT-40 MHz CHANNEL 6



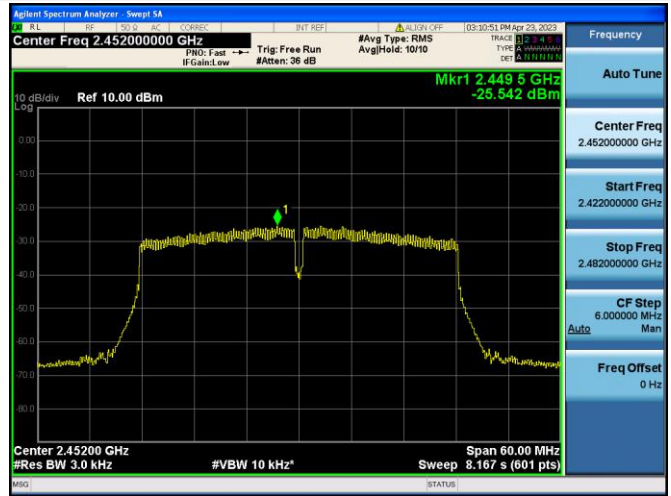
VHT-40 MHz CHANNEL 7



VHT-40 MHz CHANNEL 8



VHT-40 MHz CHANNEL 9



802.11ax-20 MHz(SU) CHANNEL 1



802.11ax-20 MHz(SU) CHANNEL 2



802.11ax-20 MHz(SU) CHANNEL 3



802.11ax-20 MHz(SU) CHANNEL 6



802.11ax-20 MHz(SU) CHANNEL 8



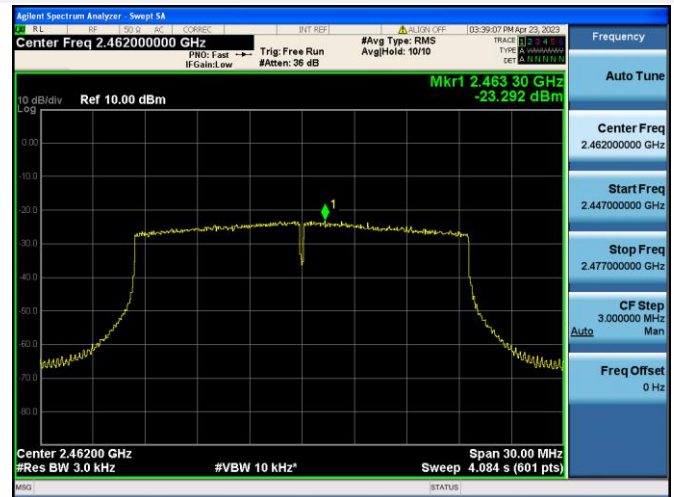
802.11ax-20 MHz(SU) CHANNEL 9



802.11ax-20 MHz(SU) CHANNEL 10



802.11ax-20 MHz(SU) CHANNEL 11



802.11ax-40 MHz(SU) CHANNEL 3



802.11ax-40 MHz(SU) CHANNEL 4

