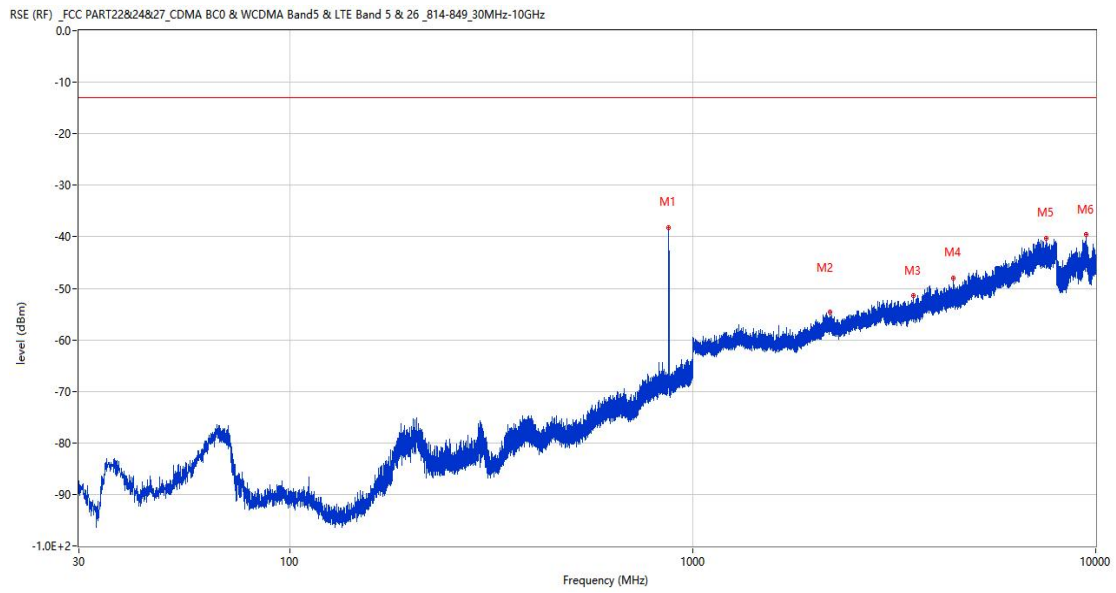


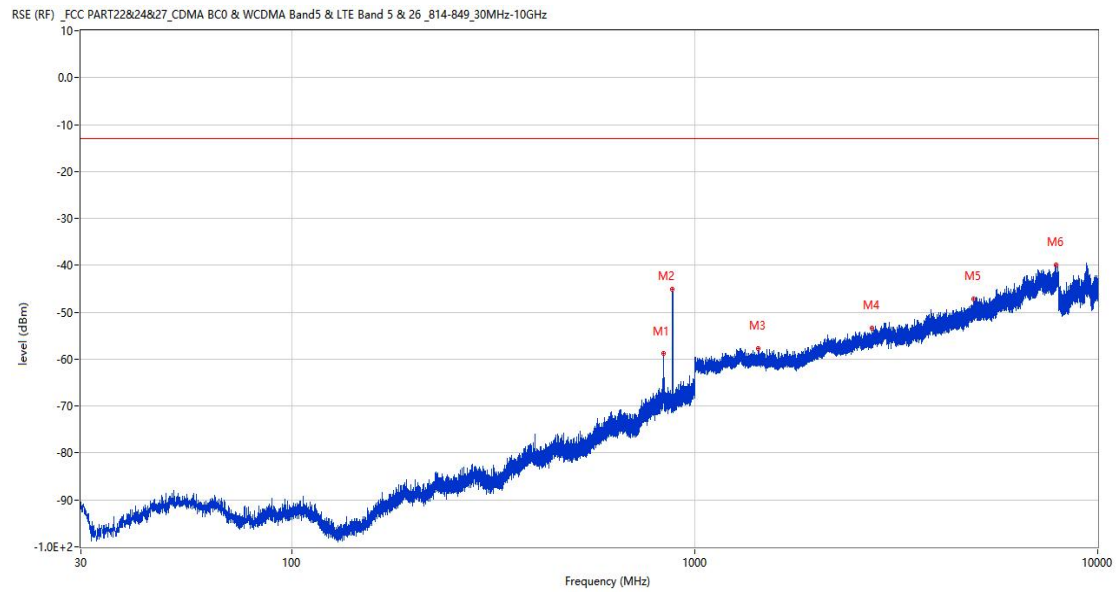
RSE-V&H WCDMA Band 5 CH4132



Frequency (MHz)	Result (dBm)	Factor (dB)	PK Limit (dBm)	Margin (dB)	Table (o)	ANT	EUT	Verdict
871.184	-38.17	4.34	-13.0	25.17	157.00	Vertical	Horizontal	N/A
2195.300	-54.57	-2.03	-13.0	41.57	1.00	Vertical	Horizontal	Pass
3528.250	-51.43	5.06	-13.0	38.43	203.00	Vertical	Horizontal	Pass
4439.000	-47.98	7.31	-13.0	34.98	20.00	Vertical	Horizontal	Pass
7538.750	-40.25	13.30	-13.0	27.25	66.00	Vertical	Horizontal	Pass
9458.500	-39.60	13.60	-13.0	26.60	233.00	Vertical	Horizontal	Pass

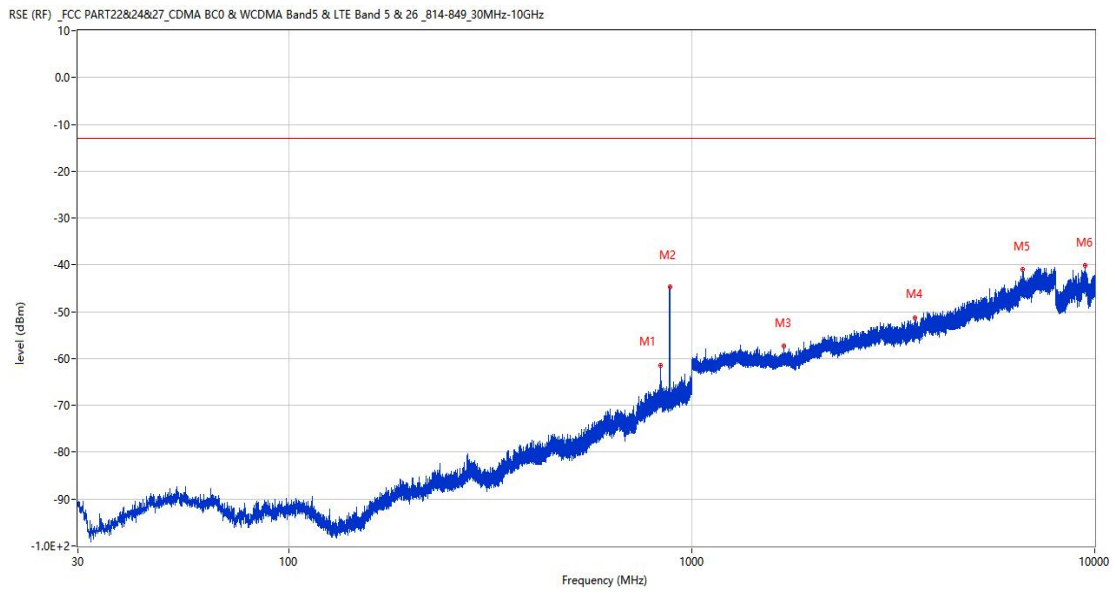
7.2 WCDMA Band 5 Middle Channel

RSE-H&H WCDMA Band 5 CH4182



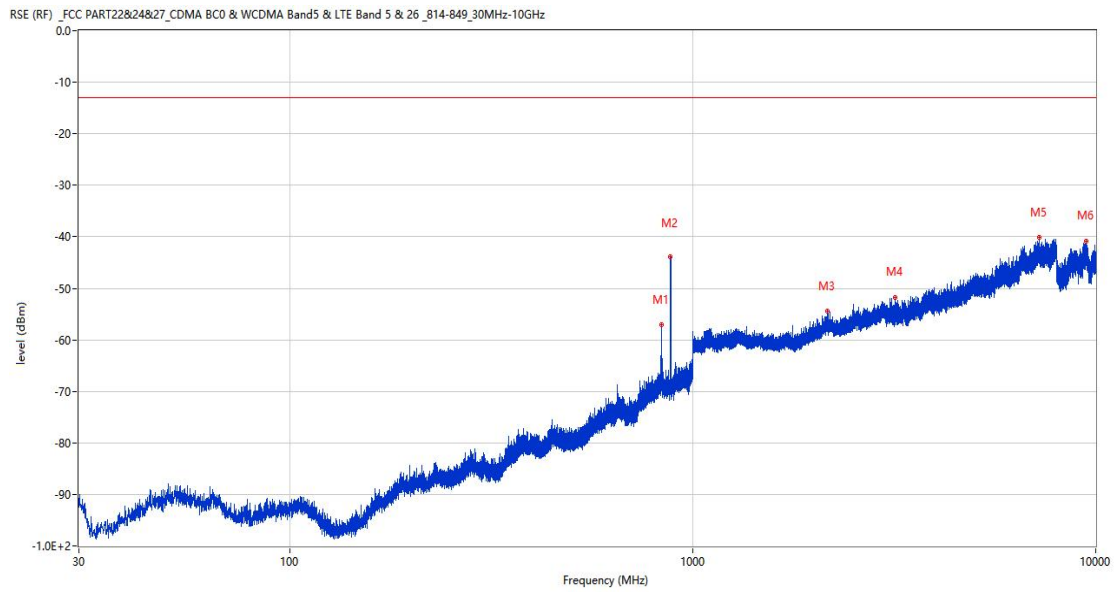
Frequency (MHz)	Result (dBm)	Factor (dB)	PK Limit (dBm)	Margin (dB)	Table (o)	ANT	EUT	Verdict
836.331	-58.71	4.93	-13.0	45.71	236.00	Horizontal	Horizontal	N/A
881.447	-45.08	4.19	-13.0	32.08	262.00	Horizontal	Horizontal	N/A
1439.500	-57.68	-5.16	-13.0	44.68	304.00	Horizontal	Horizontal	Pass
2747.000	-53.41	0.16	-13.0	40.41	65.00	Horizontal	Horizontal	Pass
4919.000	-47.20	8.48	-13.0	34.20	216.00	Horizontal	Horizontal	Pass
7878.500	-39.86	14.83	-13.0	26.86	79.00	Horizontal	Horizontal	Pass

RSE-H&V WCDMA Band 5 CH4182



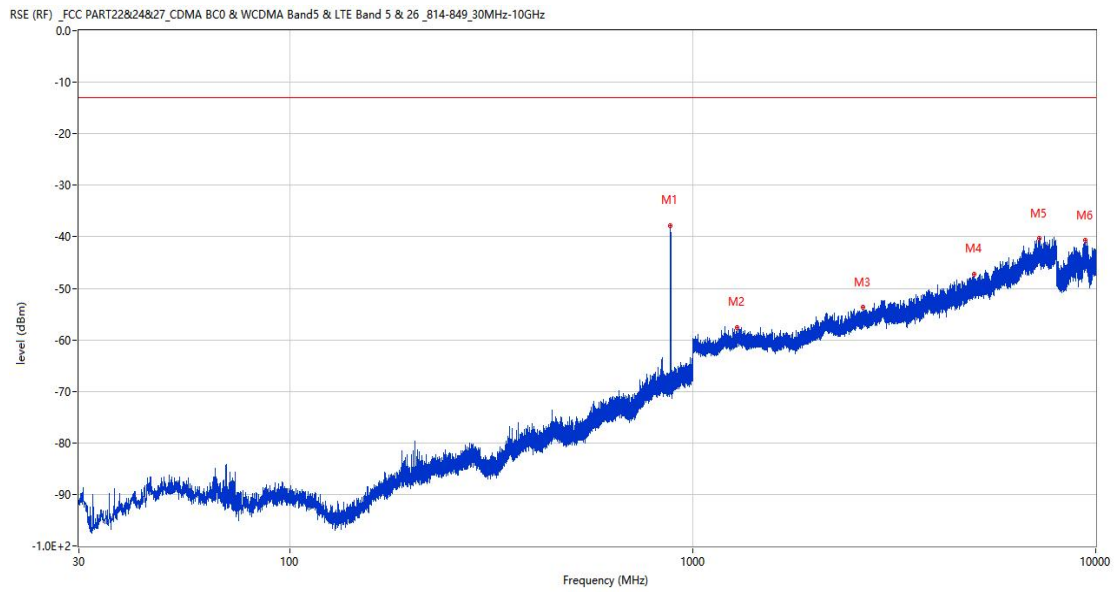
Frequency (MHz)	Result (dBm)	Factor (dB)	PK Limit (dBm)	Margin (dB)	Table (o)	ANT	EUT	Verdict
836.282	-61.49	4.92	-13.0	48.49	197.00	Horizontal	Vertical	N/A
881.388	-44.72	4.34	-13.0	31.72	234.00	Horizontal	Vertical	N/A
1694.700	-57.41	-5.11	-13.0	44.41	1.00	Horizontal	Vertical	Pass
3580.000	-51.24	5.82	-13.0	38.24	162.00	Horizontal	Vertical	Pass
6634.500	-40.90	12.92	-13.0	27.90	150.00	Horizontal	Vertical	Pass
9450.700	-40.14	13.77	-13.0	27.14	0.00	Horizontal	Vertical	Pass

RSE-V&V WCDMA Band 5 CH4182



Frequency (MHz)	Result (dBm)	Factor (dB)	PK Limit (dBm)	Margin (dB)	Table (o)	ANT	EUT	Verdict
836.574	-57.10	4.93	-13.0	44.10	45.00	Vertical	Vertical	N/A
881.962	-43.87	4.13	-13.0	30.87	109.00	Vertical	Vertical	N/A
2158.200	-54.48	-2.10	-13.0	41.48	20.00	Vertical	Vertical	Pass
3185.500	-51.72	4.02	-13.0	38.72	340.00	Vertical	Vertical	Pass
7226.000	-40.09	14.13	-13.0	27.09	49.00	Vertical	Vertical	Pass
9462.200	-40.80	13.52	-13.0	27.80	360.00	Vertical	Vertical	Pass

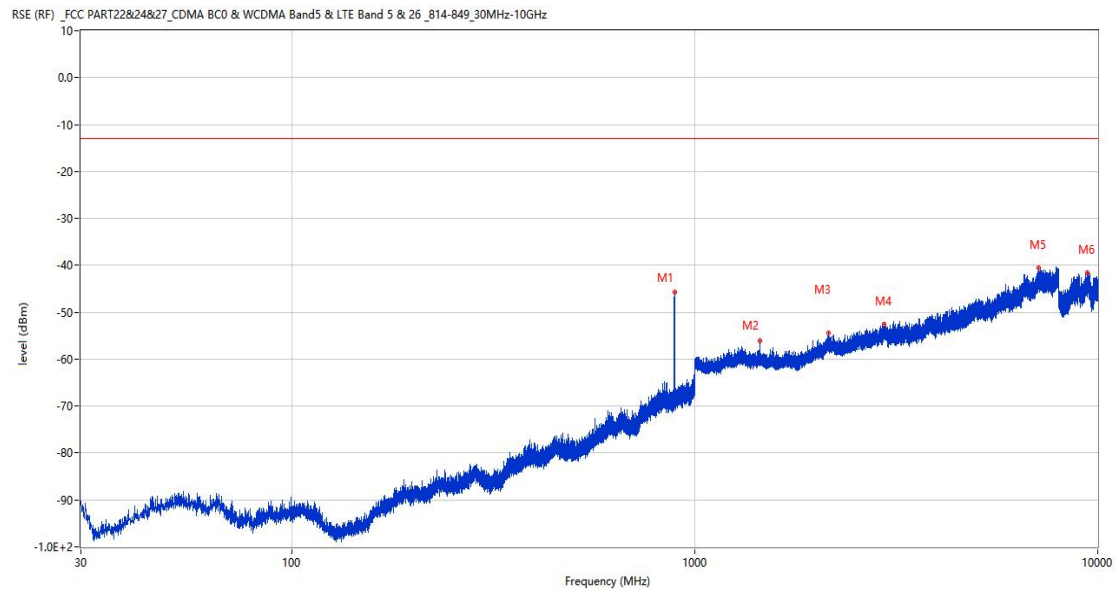
RSE-V&H WCDMA Band 5 CH4182



Frequency (MHz)	Result (dBm)	Factor (dB)	PK Limit (dBm)	Margin (dB)	Table (o)	ANT	EUT	Verdict
881.302	-37.84	4.17	-13.0	24.84	28.00	Vertical	Horizontal	N/A
1287.000	-57.54	-4.67	-13.0	44.54	214.00	Vertical	Horizontal	Pass
2641.900	-53.76	0.07	-13.0	40.76	1.00	Vertical	Horizontal	Pass
4991.000	-47.23	9.07	-13.0	34.23	9.00	Vertical	Horizontal	Pass
7233.500	-40.36	14.26	-13.0	27.36	360.00	Vertical	Horizontal	Pass
9441.700	-40.72	13.71	-13.0	27.72	360.00	Vertical	Horizontal	Pass

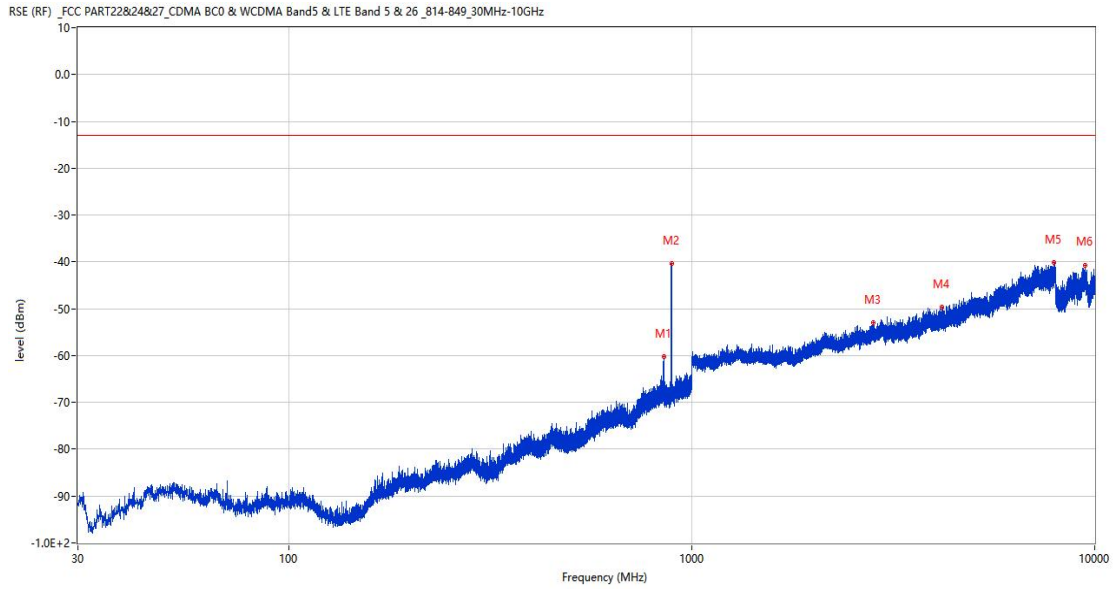
7.3 WCDMA Band 5 High Channel

RSE-H&H WCDMA Band 5 CH4233



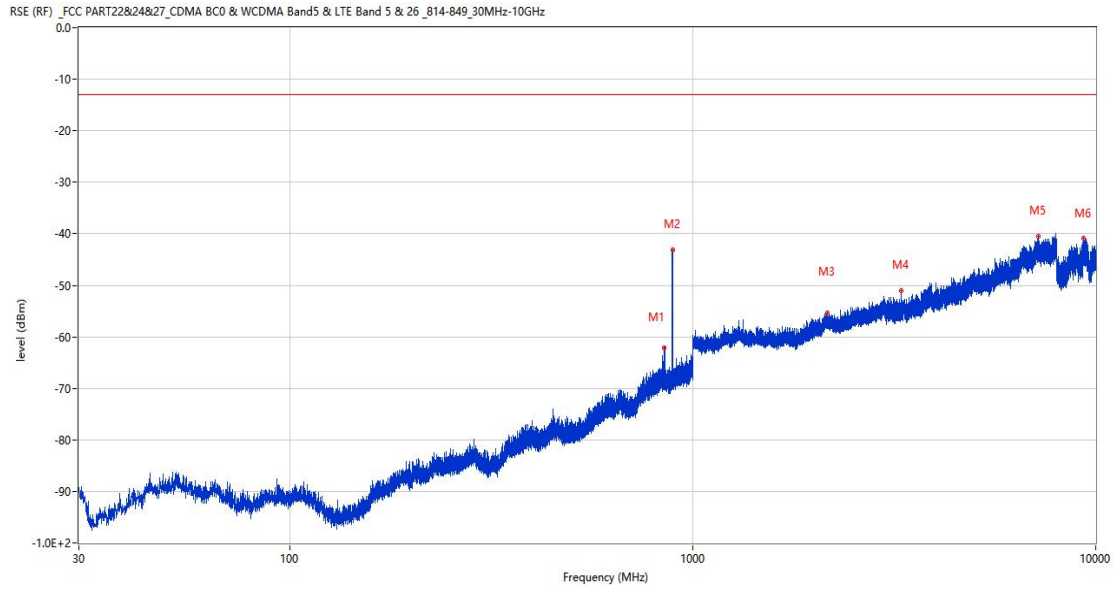
Frequency (MHz)	Result (dBm)	Factor (dB)	PK Limit (dBm)	Margin (dB)	Table (o)	ANT	EUT	Verdict
891.069	-45.76	4.70	-13.0	32.76	251.00	Horizontal	Horizontal	N/A
1451.000	-56.11	-5.06	-13.0	43.11	1.00	Horizontal	Horizontal	Pass
2147.100	-54.33	-2.12	-13.0	41.33	130.00	Horizontal	Horizontal	Pass
2958.100	-52.56	2.65	-13.0	39.56	171.00	Horizontal	Horizontal	Pass
7125.500	-40.60	13.86	-13.0	27.60	4.00	Horizontal	Horizontal	Pass
9442.000	-41.67	13.71	-13.0	28.67	185.00	Horizontal	Horizontal	Pass

RSE-H&V WCDMA Band 5 CH4233



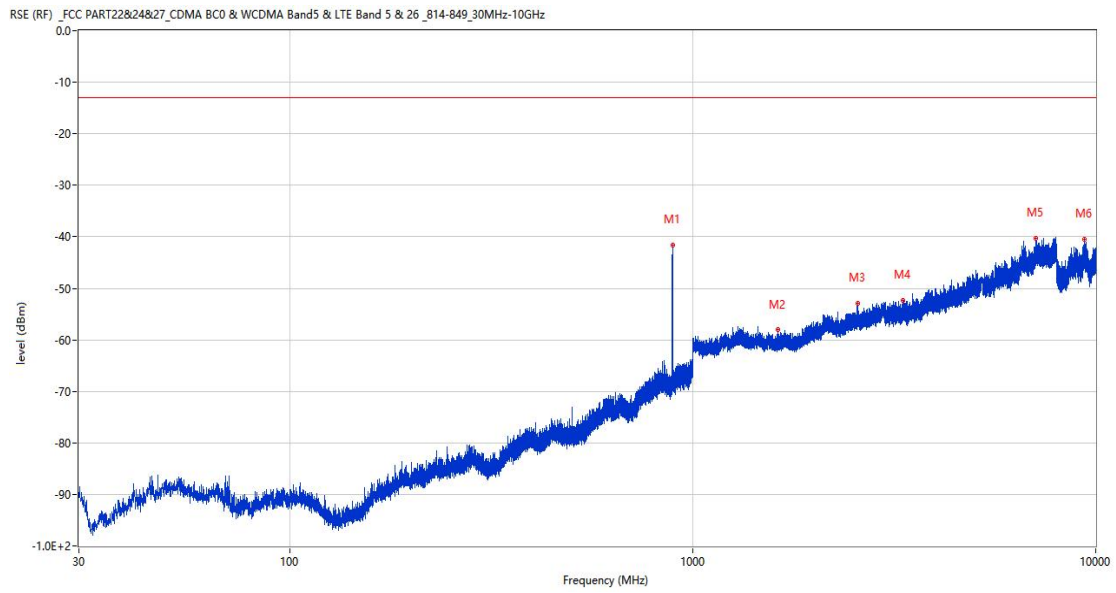
Frequency (MHz)	Result (dBm)	Factor (dB)	PK Limit (dBm)	Margin (dB)	Table (o)	ANT	EUT	Verdict
846.123	-60.30	4.56	-13.0	47.30	185.00	Horizontal	Vertical	N/A
891.864	-40.41	4.73	-13.0	27.41	297.00	Horizontal	Vertical	N/A
2827.900	-52.92	1.15	-13.0	39.92	84.00	Horizontal	Vertical	Pass
4186.000	-49.74	7.39	-13.0	36.74	194.00	Horizontal	Vertical	Pass
7918.000	-40.05	14.63	-13.0	27.05	47.00	Horizontal	Vertical	Pass
9482.401	-40.81	13.09	-13.0	27.81	236.00	Horizontal	Vertical	Pass

RSE-V&V WCDMA Band 5 CH4233



Frequency (MHz)	Result (dBm)	Factor (dB)	PK Limit (dBm)	Margin (dB)	Table (o)	ANT	EUT	Verdict
850.959	-62.10	4.61	-13.0	49.10	103.00	Vertical	Vertical	N/A
892.524	-43.06	4.72	-13.0	30.06	98.00	Vertical	Vertical	N/A
2157.000	-55.32	-2.11	-13.0	42.32	315.00	Vertical	Vertical	Pass
3284.000	-51.00	4.04	-13.0	38.00	97.00	Vertical	Vertical	Pass
7194.000	-40.51	14.30	-13.0	27.51	360.00	Vertical	Vertical	Pass
9340.900	-40.96	14.00	-13.0	27.96	140.00	Vertical	Vertical	Pass

RSE-V&H WCDMA Band 5 CH4233



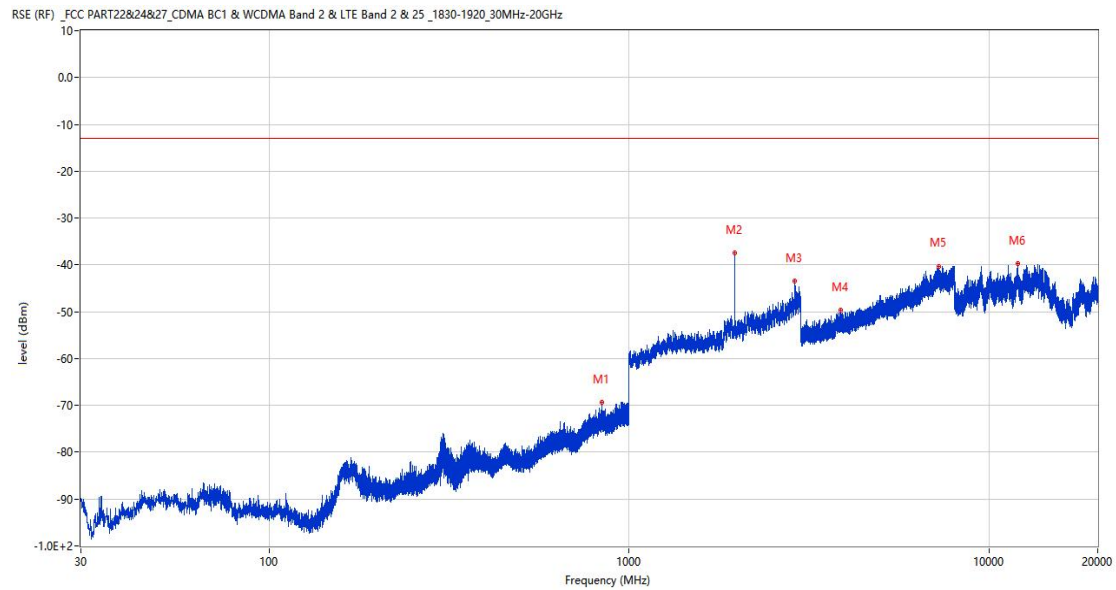
Frequency (MHz)	Result (dBm)	Factor (dB)	PK Limit (dBm)	Margin (dB)	Table (o)	ANT	EUT	Verdict
891.796	-41.55	4.71	-13.0	28.55	335.00	Vertical	Horizontal	N/A
1627.800	-58.07	-6.01	-13.0	45.07	332.00	Vertical	Horizontal	Pass
2562.300	-52.96	-0.04	-13.0	39.96	338.00	Vertical	Horizontal	Pass
3316.250	-52.36	4.08	-13.0	39.36	89.00	Vertical	Horizontal	Pass
7117.000	-40.29	13.68	-13.0	27.29	145.00	Vertical	Horizontal	Pass
9360.000	-40.41	13.80	-13.0	27.41	307.00	Vertical	Horizontal	Pass

LTE

8 LTE Band 2

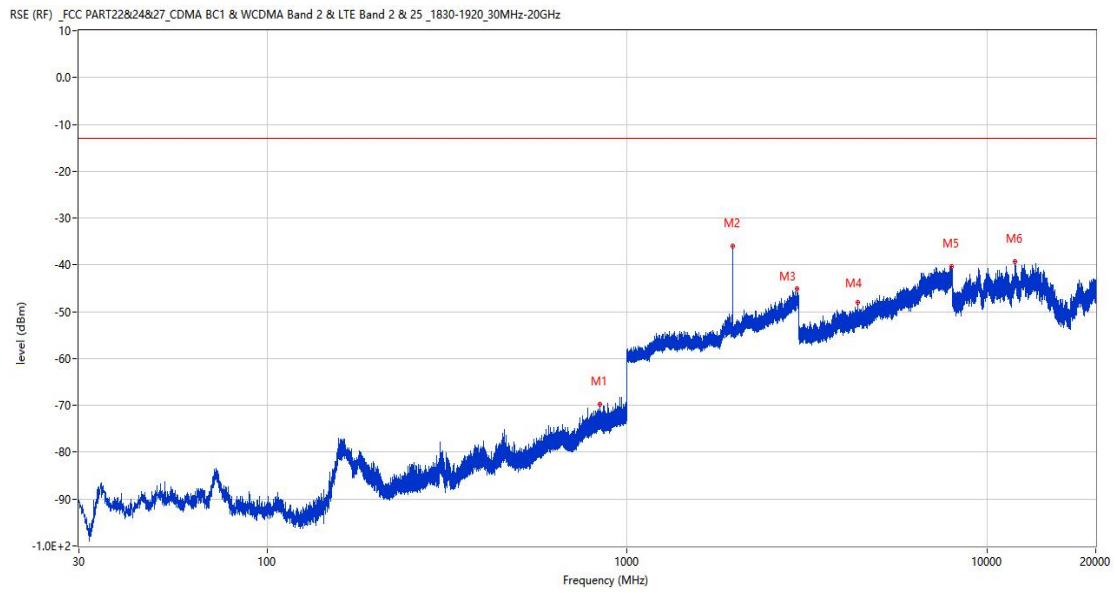
8.1 LTE Band 2 BW1.4, Middle Channel

RSE-H&H LTE Band 2 BW1.4 CH18900



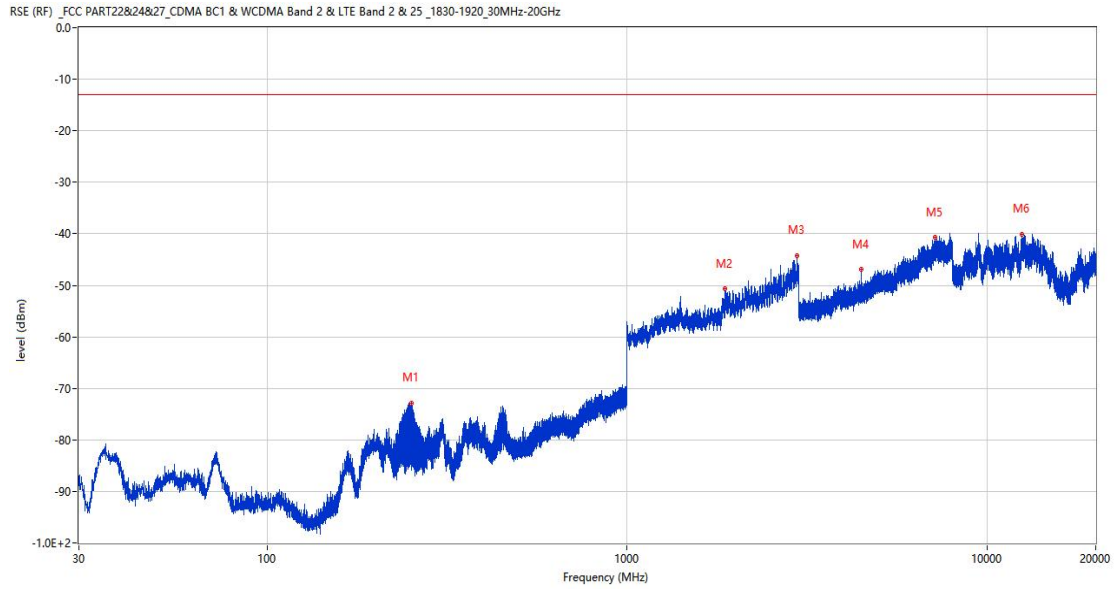
Frequency (MHz)	Result (dBm)	Factor (dB)	PK Limit (dBm)	Margin (dB)	Table (o)	ANT	EUT	Verdict
839.998	-69.41	-0.14	-13.0	56.41	354.00	Horizontal	Horizontal	Pass
1960.600	-37.49	1.23	-13.0	24.49	252.00	Horizontal	Horizontal	N/A
2884.200	-43.53	9.22	-13.0	30.53	1.00	Horizontal	Horizontal	Pass
3866.000	-49.62	6.95	-13.0	36.62	360.00	Horizontal	Horizontal	Pass
7225.750	-40.24	14.11	-13.0	27.24	355.00	Horizontal	Horizontal	Pass
12000.687	-39.79	14.00	-13.0	26.79	227.00	Horizontal	Horizontal	Pass

RSE-H&V LTE Band 2 BW1.4 CH18900



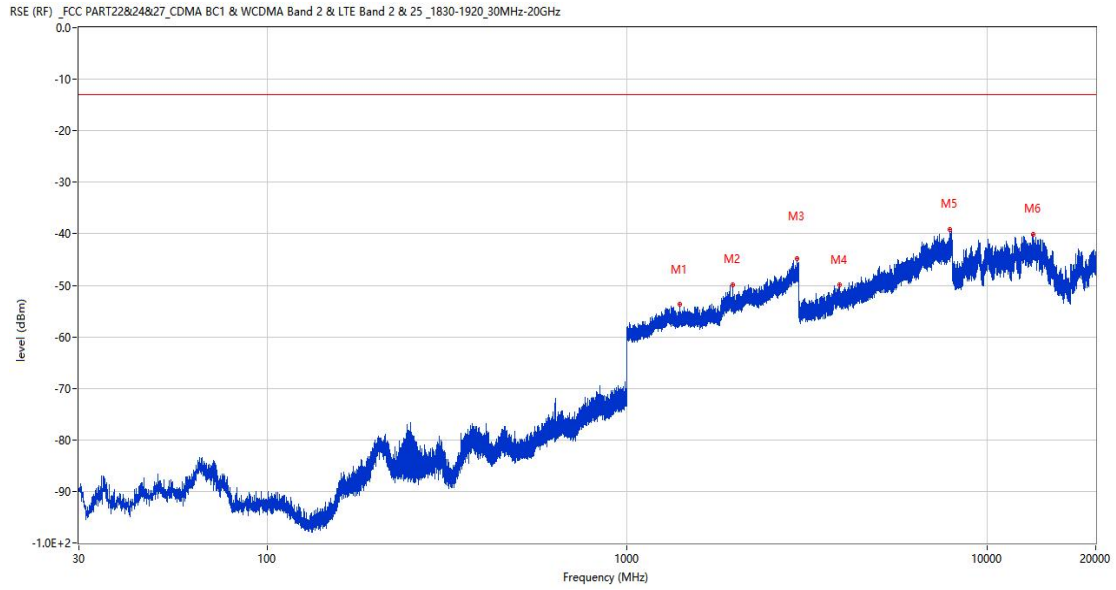
Frequency (MHz)	Result (dBm)	Factor (dB)	PK Limit (dBm)	Margin (dB)	Table (o)	ANT	EUT	Verdict
840.047	-69.73	-0.13	-13.0	56.73	3.00	Horizontal	Vertical	Pass
1960.600	-36.01	1.23	-13.0	23.01	250.00	Horizontal	Vertical	N/A
2962.000	-45.12	9.98	-13.0	32.12	58.00	Horizontal	Vertical	Pass
4359.000	-47.90	7.32	-13.0	34.90	222.00	Horizontal	Vertical	Pass
7978.250	-40.34	14.84	-13.0	27.34	66.00	Horizontal	Vertical	Pass
11927.063	-39.32	13.84	-13.0	26.32	322.00	Horizontal	Vertical	Pass

RSE-V&V LTE Band 2 BW1.4 CH18900



Frequency (MHz)	Result (dBm)	Factor (dB)	PK Limit (dBm)	Margin (dB)	Table (o)	ANT	EUT	Verdict
251.645	-72.89	-14.77	-13.0	59.89	32.00	Vertical	Vertical	Pass
1870.100	-50.72	1.47	-13.0	37.72	311.00	Vertical	Vertical	Pass
2961.600	-44.17	9.96	-13.0	31.17	254.00	Vertical	Vertical	Pass
4458.750	-46.96	7.56	-13.0	33.96	290.00	Vertical	Vertical	Pass
7145.500	-40.77	13.76	-13.0	27.77	106.00	Vertical	Vertical	Pass
12478.300	-40.17	14.32	-13.0	27.17	216.00	Vertical	Vertical	Pass

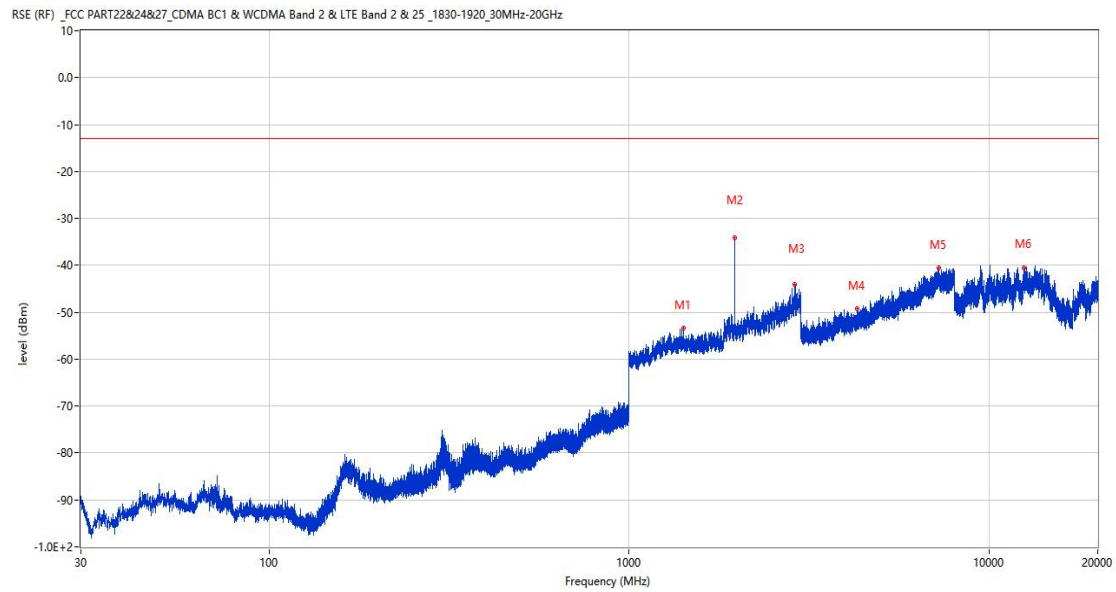
RSE-V&H LTE Band 2 BW1.4 CH18900



Frequency (MHz)	Result (dBm)	Factor (dB)	PK Limit (dBm)	Margin (dB)	Table (o)	ANT	EUT	Verdict
1402.800	-53.75	-1.70	-13.0	40.75	147.00	Vertical	Horizontal	Pass
1960.900	-49.84	1.22	-13.0	36.84	186.00	Vertical	Horizontal	N/A
2967.200	-44.74	10.19	-13.0	31.74	276.00	Vertical	Horizontal	Pass
3895.500	-49.92	7.00	-13.0	36.92	1.00	Vertical	Horizontal	Pass
7882.250	-39.10	14.88	-13.0	26.10	353.00	Vertical	Horizontal	Pass
13374.950	-40.12	16.73	-13.0	27.12	235.00	Vertical	Horizontal	Pass

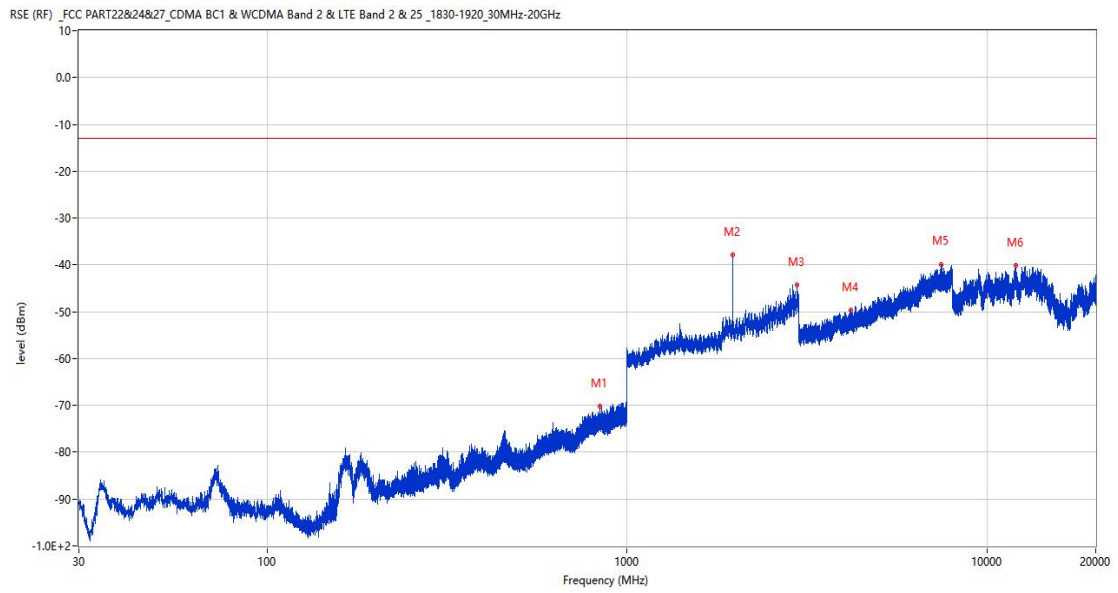
8.2 LTE Band 2 BW3, Middle Channel

RSE-H&H LTE Band 2 BW3 CH18900



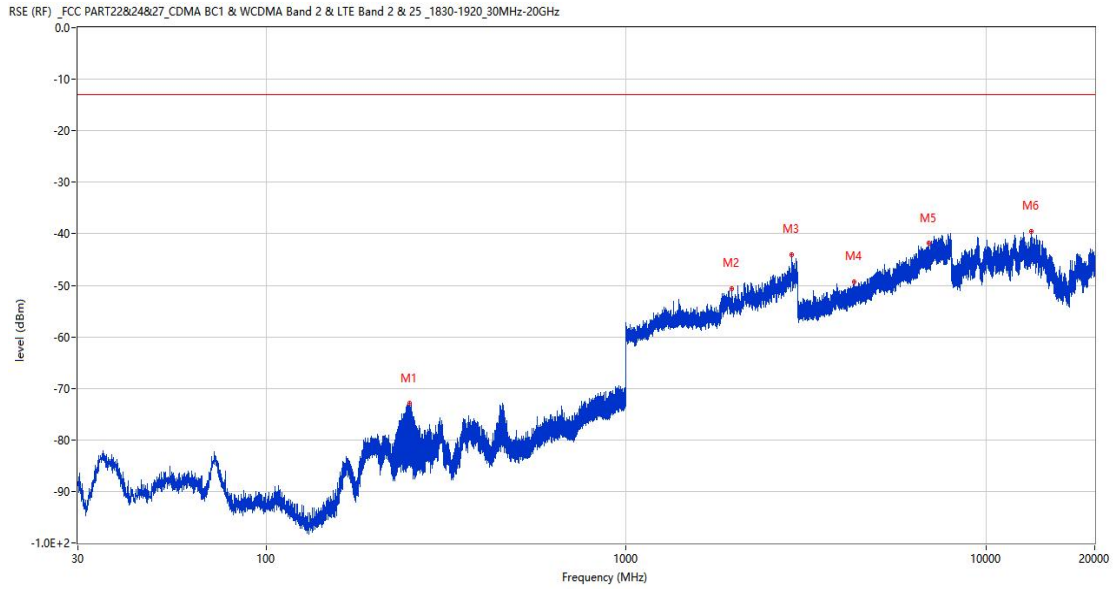
Frequency (MHz)	Result (dBm)	Factor (dB)	PK Limit (dBm)	Margin (dB)	Table (o)	ANT	EUT	Verdict
1414.200	-53.42	-1.52	-13.0	40.42	94.00	Horizontal	Horizontal	Pass
1960.200	-34.23	1.23	-13.0	21.23	254.00	Horizontal	Horizontal	N/A
2885.100	-44.12	9.44	-13.0	31.12	335.00	Horizontal	Horizontal	Pass
4301.500	-49.35	6.95	-13.0	36.35	1.00	Horizontal	Horizontal	Pass
7223.250	-40.59	14.06	-13.0	27.59	1.00	Horizontal	Horizontal	Pass
12491.600	-40.46	14.51	-13.0	27.46	114.00	Horizontal	Horizontal	Pass

RSE-H&V LTE Band 2 BW3 CH18900



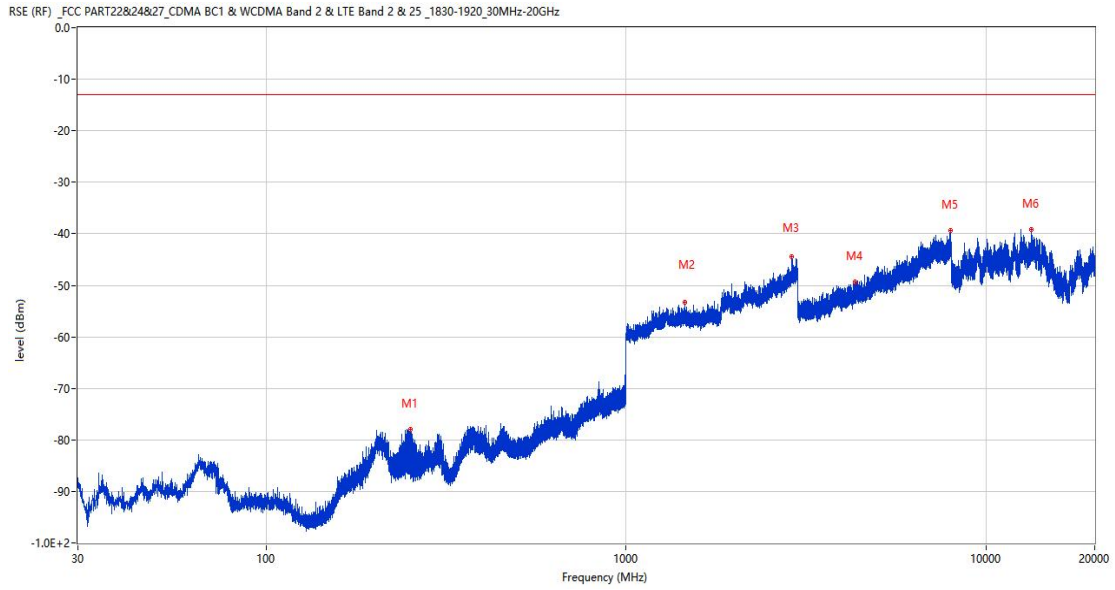
Frequency (MHz)	Result (dBm)	Factor (dB)	PK Limit (dBm)	Margin (dB)	Table (o)	ANT	EUT	Verdict
839.610	-70.25	-0.16	-13.0	57.25	292.00	Horizontal	Vertical	Pass
1961.100	-37.84	1.25	-13.0	24.84	78.00	Horizontal	Vertical	N/A
2961.000	-44.23	9.93	-13.0	31.23	348.00	Horizontal	Vertical	Pass
4185.250	-49.61	7.34	-13.0	36.61	238.00	Horizontal	Vertical	Pass
7430.250	-39.85	14.04	-13.0	26.85	97.00	Horizontal	Vertical	Pass
12003.537	-40.09	13.94	-13.0	27.09	167.00	Horizontal	Vertical	Pass

RSE-V&V LTE Band 2 BW3 CH18900



Frequency (MHz)	Result (dBm)	Factor (dB)	PK Limit (dBm)	Margin (dB)	Table (o)	ANT	EUT	Verdict
250.287	-72.92	-14.78	-13.0	59.92	200.00	Vertical	Vertical	Pass
1960.300	-50.58	1.23	-13.0	37.58	126.00	Vertical	Vertical	N/A
2882.100	-44.02	9.02	-13.0	31.02	57.00	Vertical	Vertical	Pass
4296.750	-49.27	6.93	-13.0	36.27	168.00	Vertical	Vertical	Pass
6918.750	-41.89	12.42	-13.0	28.89	342.00	Vertical	Vertical	Pass
13364.076	-39.49	16.74	-13.0	26.49	248.00	Vertical	Vertical	Pass

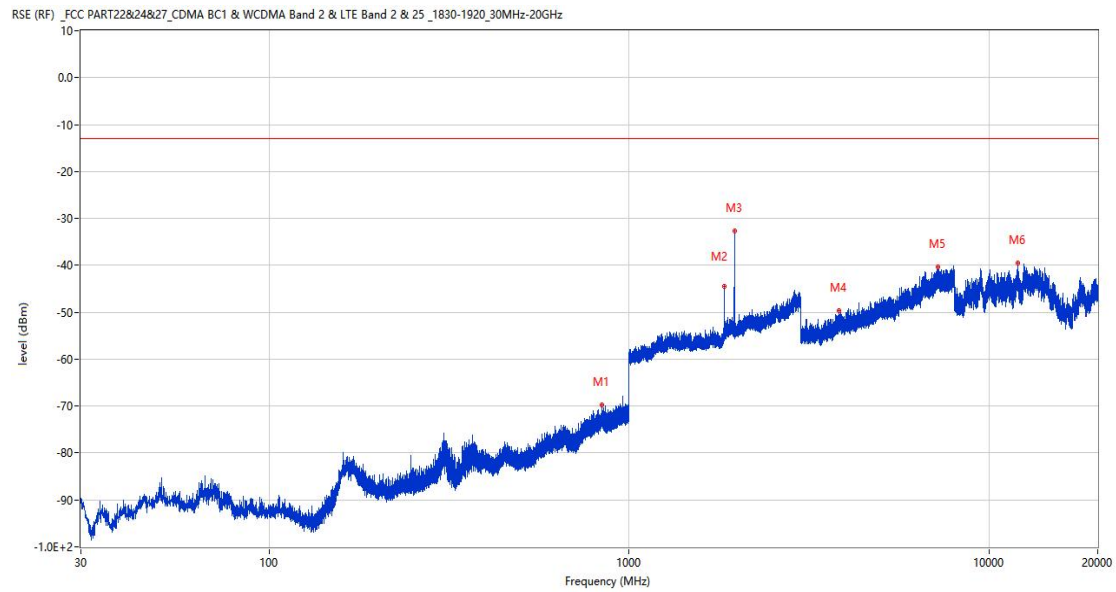
RSE-V&H LTE Band 2 BW3 CH18900



Frequency (MHz)	Result (dBm)	Factor (dB)	PK Limit (dBm)	Margin (dB)	Table (o)	ANT	EUT	Verdict
251.790	-77.90	-14.76	-13.0	64.90	58.00	Vertical	Horizontal	Pass
1457.200	-53.36	-1.39	-13.0	40.36	182.00	Vertical	Horizontal	Pass
2880.500	-44.43	8.74	-13.0	31.43	1.00	Vertical	Horizontal	Pass
4319.750	-49.27	7.11	-13.0	36.27	108.00	Vertical	Horizontal	Pass
7966.500	-39.45	15.17	-13.0	26.45	255.00	Vertical	Horizontal	Pass
13340.151	-39.12	16.44	-13.0	26.12	360.00	Vertical	Horizontal	Pass

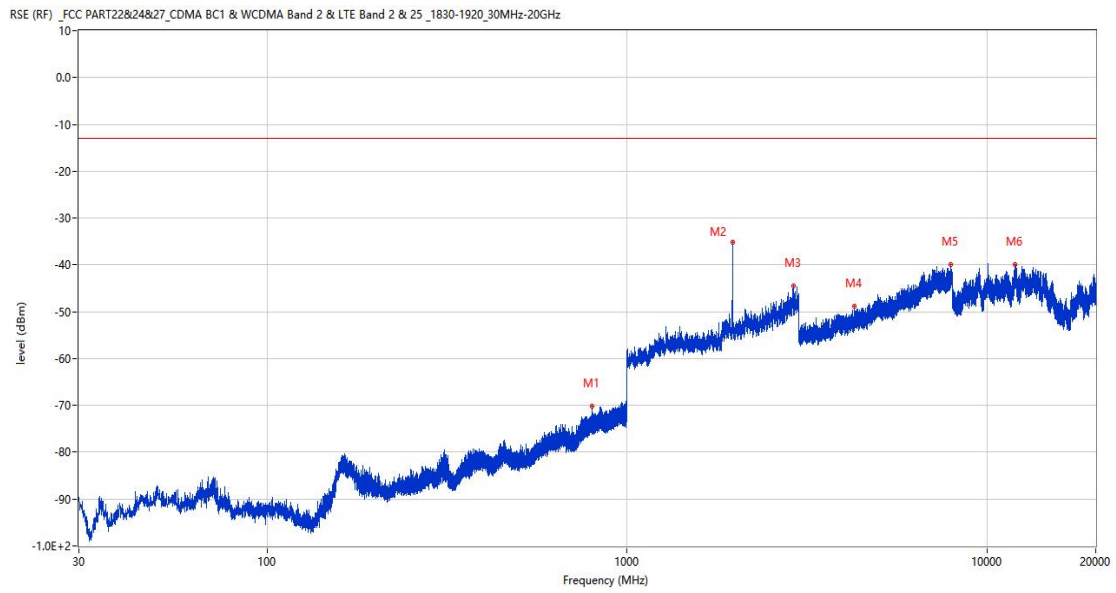
8.3 LTE Band 2 BW5, Middle Channel

RSE-H&H LTE Band 2 BW5 CH18900



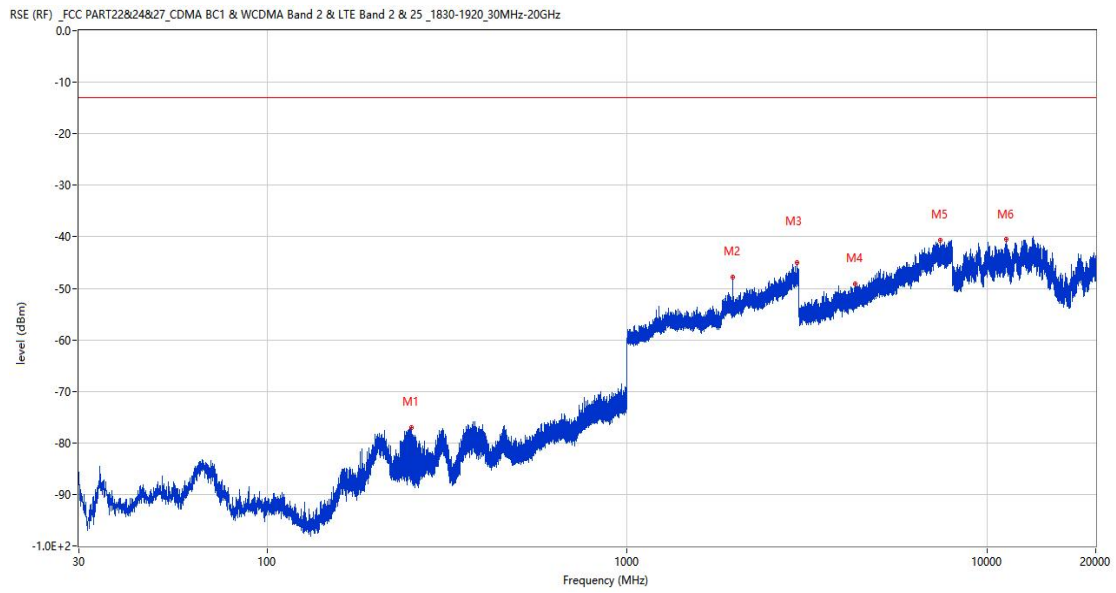
Frequency (MHz)	Result (dBm)	Factor (dB)	PK Limit (dBm)	Margin (dB)	Table (o)	ANT	EUT	Verdict
838.834	-69.85	-0.18	-13.0	56.85	360.00	Horizontal	Horizontal	Pass
1835.700	-44.55	0.22	-13.0	31.55	81.00	Horizontal	Horizontal	Pass
1959.900	-32.63	1.22	-13.0	19.63	265.00	Horizontal	Horizontal	N/A
3816.750	-49.72	6.06	-13.0	36.72	334.00	Horizontal	Horizontal	Pass
7186.750	-40.37	14.23	-13.0	27.37	100.00	Horizontal	Horizontal	Pass
11987.387	-39.52	14.02	-13.0	26.52	319.00	Horizontal	Horizontal	Pass

RSE-H&V LTE Band 2 BW5 CH18900



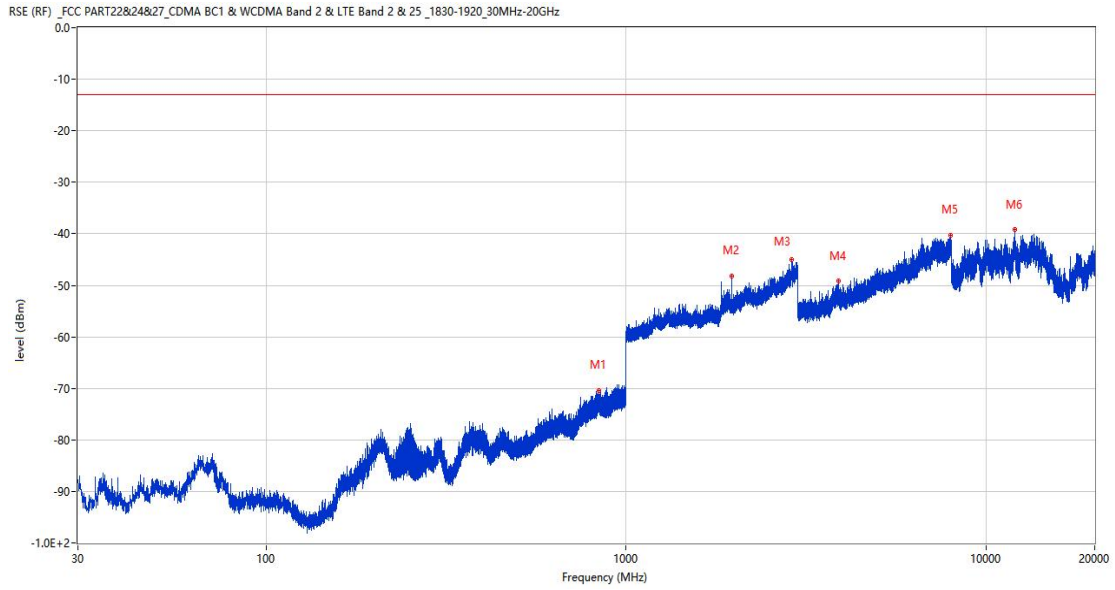
Frequency (MHz)	Result (dBm)	Factor (dB)	PK Limit (dBm)	Margin (dB)	Table (o)	ANT	EUT	Verdict
800.374	-70.23	-1.22	-13.0	57.23	205.00	Horizontal	Vertical	Pass
1961.200	-35.11	1.28	-13.0	22.11	260.00	Horizontal	Vertical	N/A
2889.900	-44.48	10.30	-13.0	31.48	1.00	Horizontal	Vertical	Pass
4267.000	-48.93	6.20	-13.0	35.93	308.00	Horizontal	Vertical	Pass
7894.250	-39.89	14.69	-13.0	26.89	128.00	Horizontal	Vertical	Pass
11924.213	-39.99	13.82	-13.0	26.99	262.00	Horizontal	Vertical	Pass

RSE-V&V LTE Band 2 BW5 CH18900



Frequency (MHz)	Result (dBm)	Factor (dB)	PK Limit (dBm)	Margin (dB)	Table (o)	ANT	EUT	Verdict
251.694	-77.02	-14.77	-13.0	64.02	0.00	Vertical	Vertical	Pass
1960.000	-47.76	1.48	-13.0	34.76	166.00	Vertical	Vertical	N/A
2959.600	-45.08	9.69	-13.0	32.08	360.00	Vertical	Vertical	Pass
4289.500	-49.13	6.61	-13.0	36.13	118.00	Vertical	Vertical	Pass
7417.250	-40.68	14.11	-13.0	27.68	360.00	Vertical	Vertical	Pass
11287.950	-40.56	14.01	-13.0	27.56	144.00	Vertical	Vertical	Pass

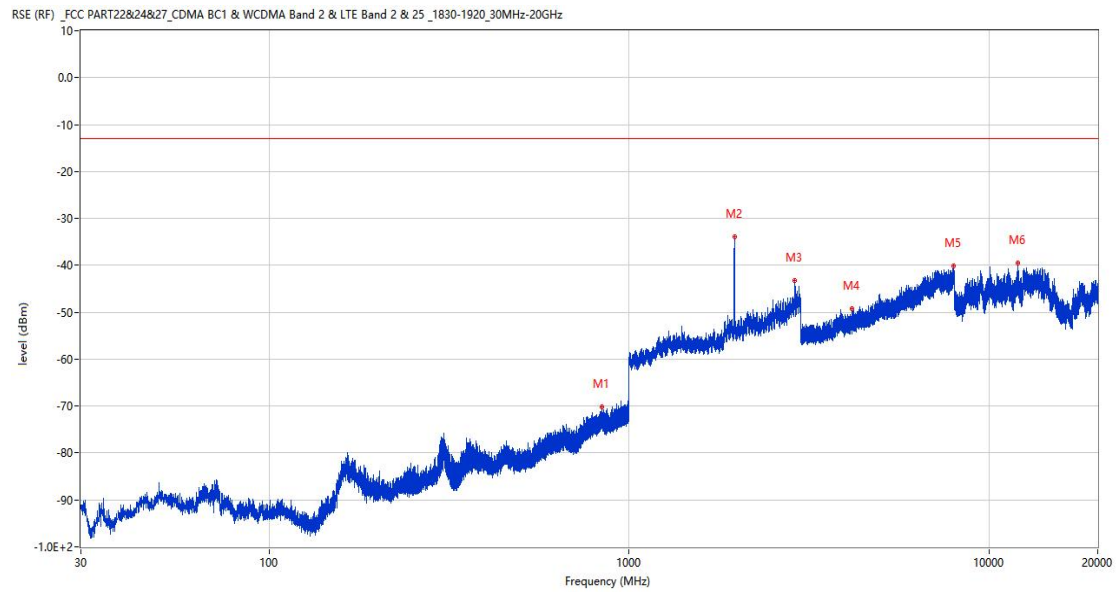
RSE-V&H LTE Band 2 BW5 CH18900



Frequency (MHz)	Result (dBm)	Factor (dB)	PK Limit (dBm)	Margin (dB)	Table (o)	ANT	EUT	Verdict
839.998	-70.34	-0.14	-13.0	57.34	60.00	Vertical	Horizontal	Pass
1959.300	-48.13	1.19	-13.0	35.13	178.00	Vertical	Horizontal	N/A
2883.400	-44.92	9.20	-13.0	31.92	3.00	Vertical	Horizontal	Pass
3877.250	-49.18	7.13	-13.0	36.18	147.00	Vertical	Horizontal	Pass
7958.250	-40.21	14.86	-13.0	27.21	113.00	Vertical	Horizontal	Pass
11985.250	-39.24	14.02	-13.0	26.24	246.00	Vertical	Horizontal	Pass

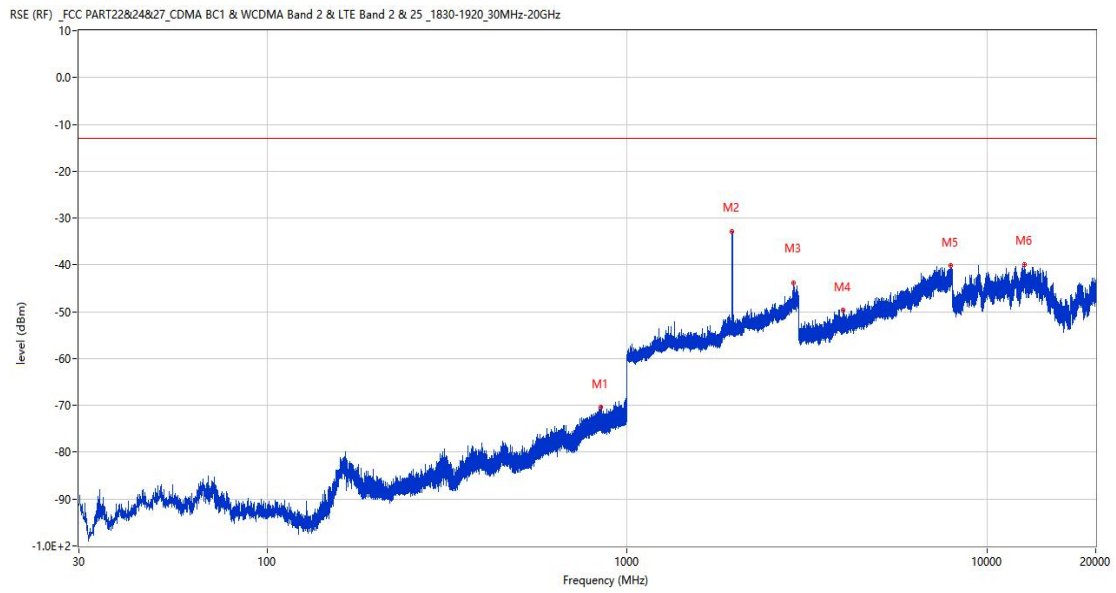
8.4 LTE Band 2 BW10, Middle Channel

RSE-H&H LTE Band 2 BW10 CH18900



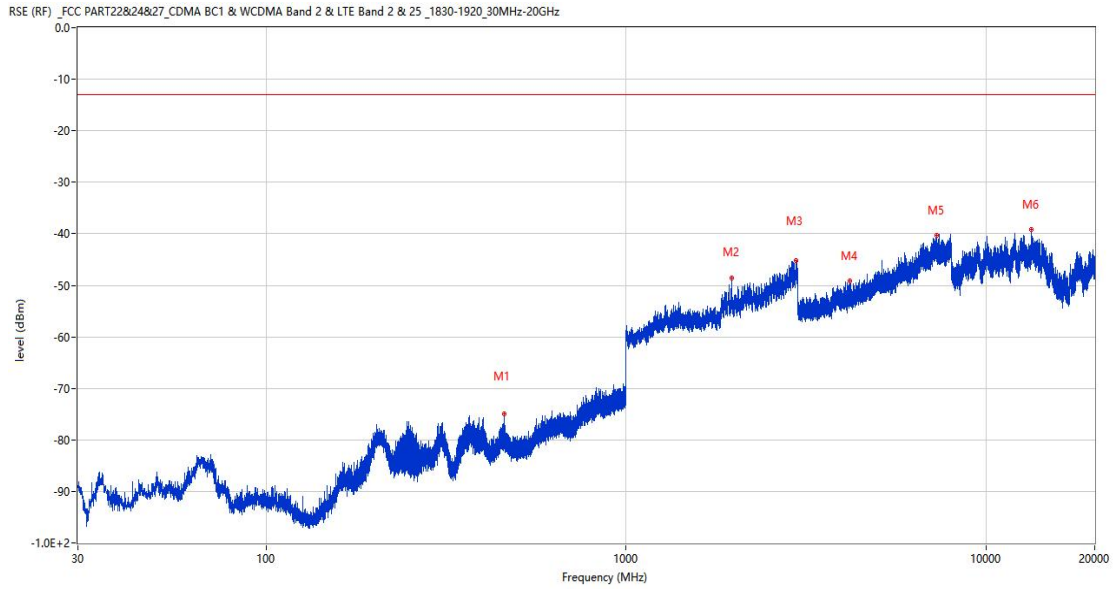
Frequency (MHz)	Result (dBm)	Factor (dB)	PK Limit (dBm)	Margin (dB)	Table (o)	ANT	EUT	Verdict
839.998	-70.14	-0.14	-13.0	57.14	332.00	Horizontal	Horizontal	Pass
1964.200	-33.91	1.32	-13.0	20.91	253.00	Horizontal	Horizontal	N/A
2883.200	-43.26	9.19	-13.0	30.26	291.00	Horizontal	Horizontal	Pass
4153.250	-49.32	6.51	-13.0	36.32	226.00	Horizontal	Horizontal	Pass
7945.750	-40.13	15.18	-13.0	27.13	249.00	Horizontal	Horizontal	Pass
12006.862	-39.45	13.87	-13.0	26.45	178.00	Horizontal	Horizontal	Pass

RSE-H&V LTE Band 2 BW10 CH18900



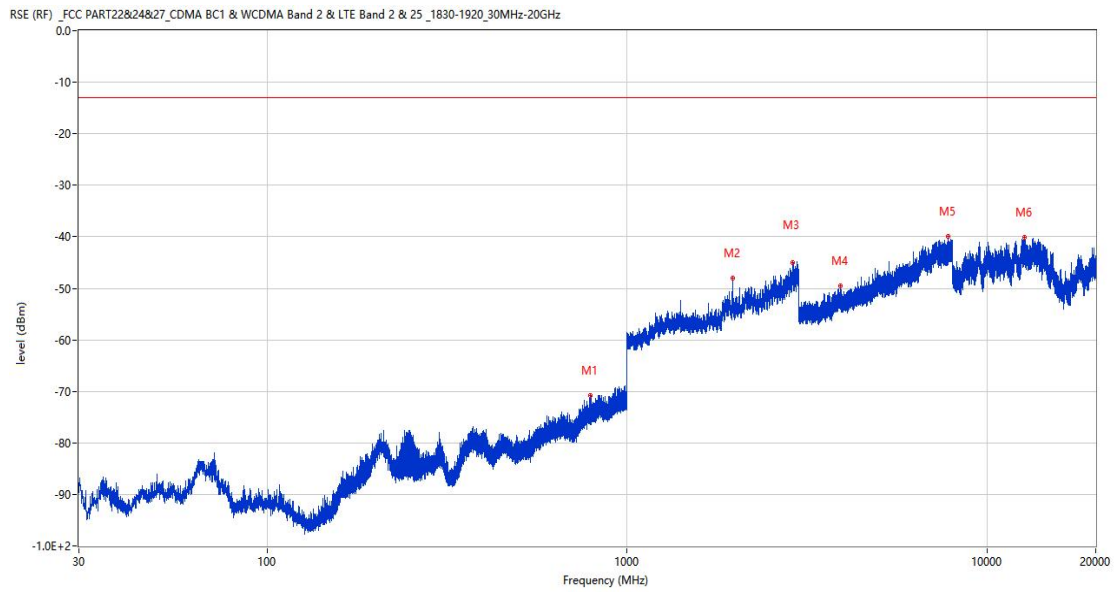
Frequency (MHz)	Result (dBm)	Factor (dB)	PK Limit (dBm)	Margin (dB)	Table (o)	ANT	EUT	Verdict
841.987	-70.39	-0.19	-13.0	57.39	154.00	Horizontal	Vertical	Pass
1957.400	-32.78	1.46	-13.0	19.78	246.00	Horizontal	Vertical	N/A
2890.300	-43.89	10.34	-13.0	30.89	25.00	Horizontal	Vertical	Pass
3983.000	-49.68	7.21	-13.0	36.68	1.00	Horizontal	Vertical	Pass
7904.500	-40.23	14.62	-13.0	27.23	98.00	Horizontal	Vertical	Pass
12698.225	-39.83	14.84	-13.0	26.83	59.00	Horizontal	Vertical	Pass

RSE-V&V LTE Band 2 BW10 CH18900



Frequency (MHz)	Result (dBm)	Factor (dB)	PK Limit (dBm)	Margin (dB)	Table (o)	ANT	EUT	Verdict
458.595	-74.98	-8.62	-13.0	61.98	134.00	Vertical	Vertical	Pass
1963.000	-48.56	1.29	-13.0	35.56	100.00	Vertical	Vertical	N/A
2966.200	-45.16	10.23	-13.0	32.16	360.00	Vertical	Vertical	Pass
4183.250	-49.19	7.20	-13.0	36.19	182.00	Vertical	Vertical	Pass
7286.000	-40.37	14.28	-13.0	27.37	360.00	Vertical	Vertical	Pass
13331.812	-39.12	16.16	-13.0	26.12	218.00	Vertical	Vertical	Pass

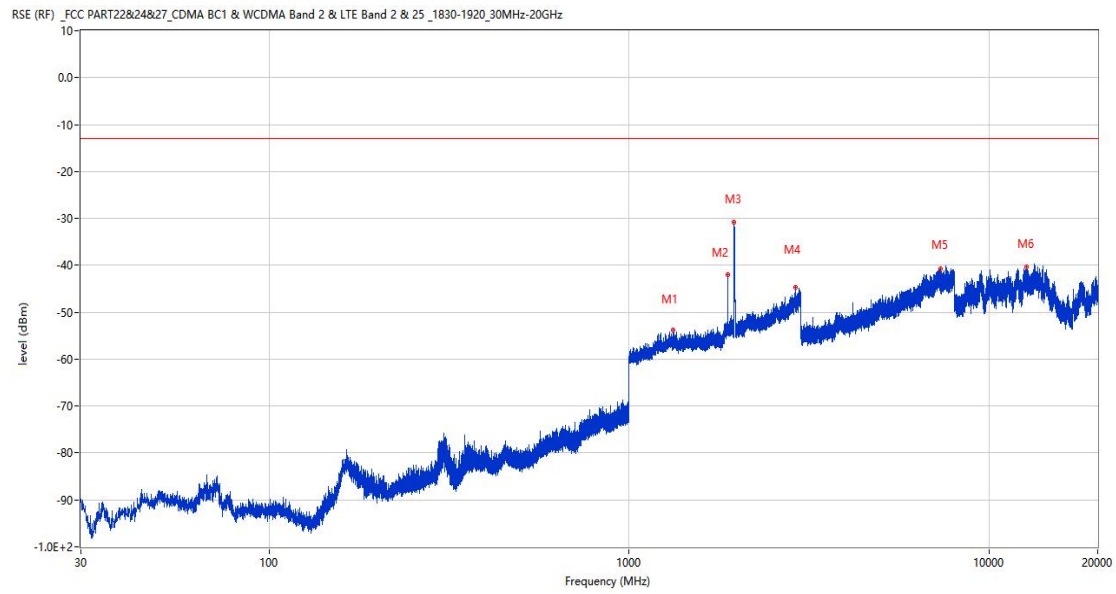
RSE-V&H LTE Band 2 BW10 CH18900



Frequency (MHz)	Result (dBm)	Factor (dB)	PK Limit (dBm)	Margin (dB)	Table (o)	ANT	EUT	Verdict
791.935	-70.86	-1.54	-13.0	57.86	308.00	Vertical	Horizontal	Pass
1962.200	-48.05	1.42	-13.0	35.05	192.00	Vertical	Horizontal	N/A
2882.800	-45.00	9.14	-13.0	32.00	1.00	Vertical	Horizontal	Pass
3898.000	-49.59	6.95	-13.0	36.59	123.00	Vertical	Horizontal	Pass
7771.250	-39.94	14.02	-13.0	26.94	263.00	Vertical	Horizontal	Pass
12664.500	-40.16	14.34	-13.0	27.16	119.00	Vertical	Horizontal	Pass

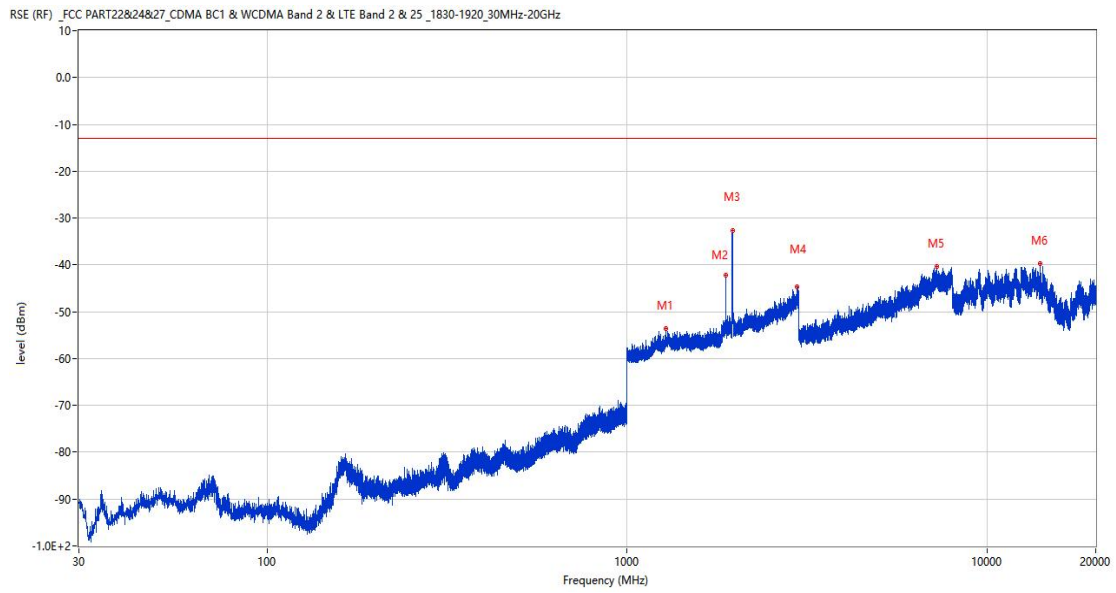
8.5 LTE Band 2 BW15, Middle Channel

RSE-H&H LTE Band 2 BW15 CH18900



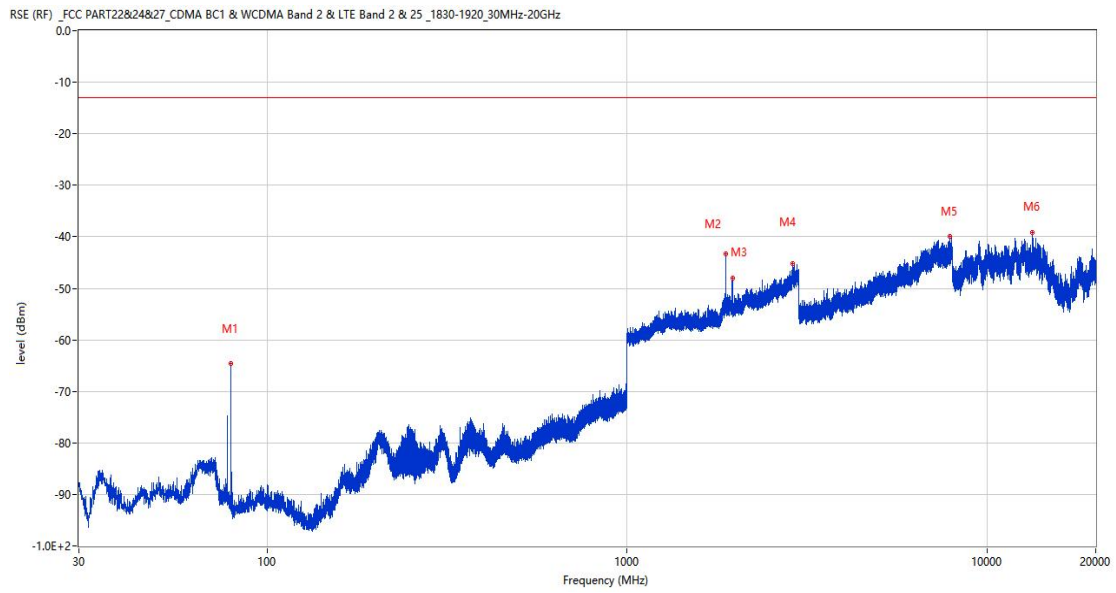
Frequency (MHz)	Result (dBm)	Factor (dB)	PK Limit (dBm)	Margin (dB)	Table (o)	ANT	EUT	Verdict
1327.300	-53.74	-1.30	-13.0	40.74	250.00	Horizontal	Horizontal	Pass
1874.200	-42.05	1.53	-13.0	29.05	61.00	Horizontal	Horizontal	N/A
1956.300	-30.79	1.42	-13.0	17.79	269.00	Horizontal	Horizontal	N/A
2888.200	-44.77	10.02	-13.0	31.77	230.00	Horizontal	Horizontal	Pass
7340.750	-40.66	13.89	-13.0	27.66	70.00	Horizontal	Horizontal	Pass
12699.412	-39.14	16.53	-13.0	-26.14	88.00	Horizontal	Horizontal	Pass

RSE-H&V LTE Band 2 BW15 CH18900



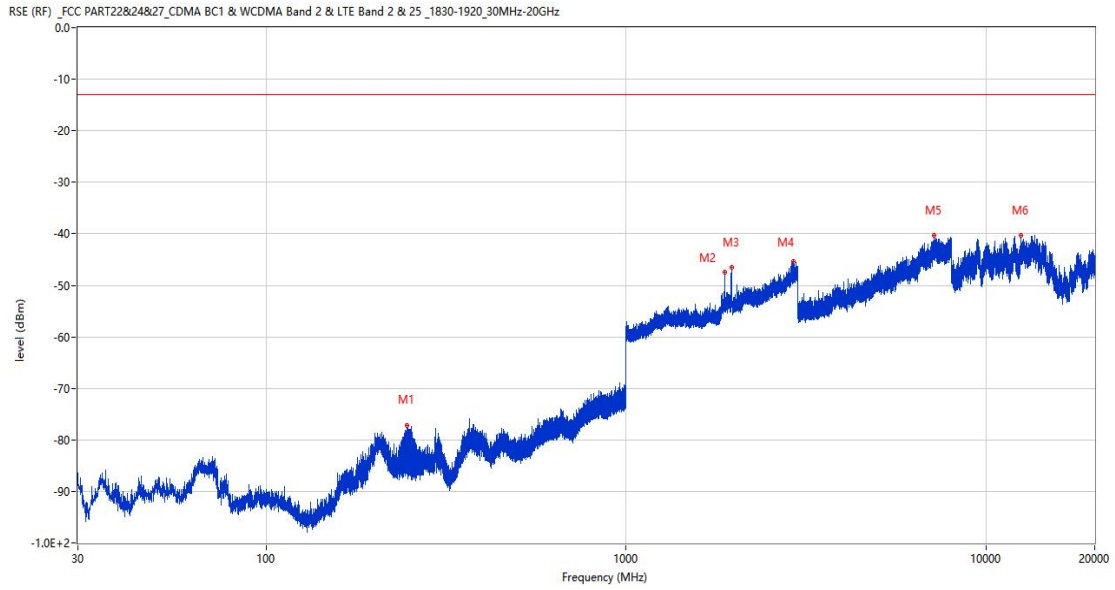
Frequency (MHz)	Result (dBm)	Factor (dB)	PK Limit (dBm)	Margin (dB)	Table (o)	ANT	EUT	Verdict
1280.500	-53.60	-1.42	-13.0	40.60	299.00	Horizontal	Vertical	Pass
1874.200	-42.24	1.53	-13.0	29.24	184.00	Horizontal	Vertical	N/A
1961.700	-32.60	1.46	-13.0	19.60	260.00	Horizontal	Vertical	N/A
2968.000	-44.68	10.21	-13.0	31.68	58.00	Horizontal	Vertical	Pass
7224.750	-40.40	14.14	-13.0	27.40	255.00	Horizontal	Vertical	Pass
14054.638	-39.65	17.38	-13.0	26.65	233.00	Horizontal	Vertical	Pass

RSE-V&V LTE Band 2 BW15 CH18900



Frequency (MHz)	Result (dBm)	Factor (dB)	PK Limit (dBm)	Margin (dB)	Table (o)	ANT	EUT	Verdict
79.373	-64.52	-20.49	-13.0	51.52	146.00	Vertical	Vertical	Pass
1874.200	-43.40	1.53	-13.0	30.40	360.00	Vertical	Vertical	N/A
1966.900	-48.02	1.25	-13.0	35.02	166.00	Vertical	Vertical	N/A
2885.800	-45.29	9.53	-13.0	32.29	280.00	Vertical	Vertical	Pass
7865.750	-40.00	14.27	-13.0	27.00	14.00	Vertical	Vertical	Pass
13364.799	-39.12	16.74	-13.0	26.12	149.00	Vertical	Vertical	Pass

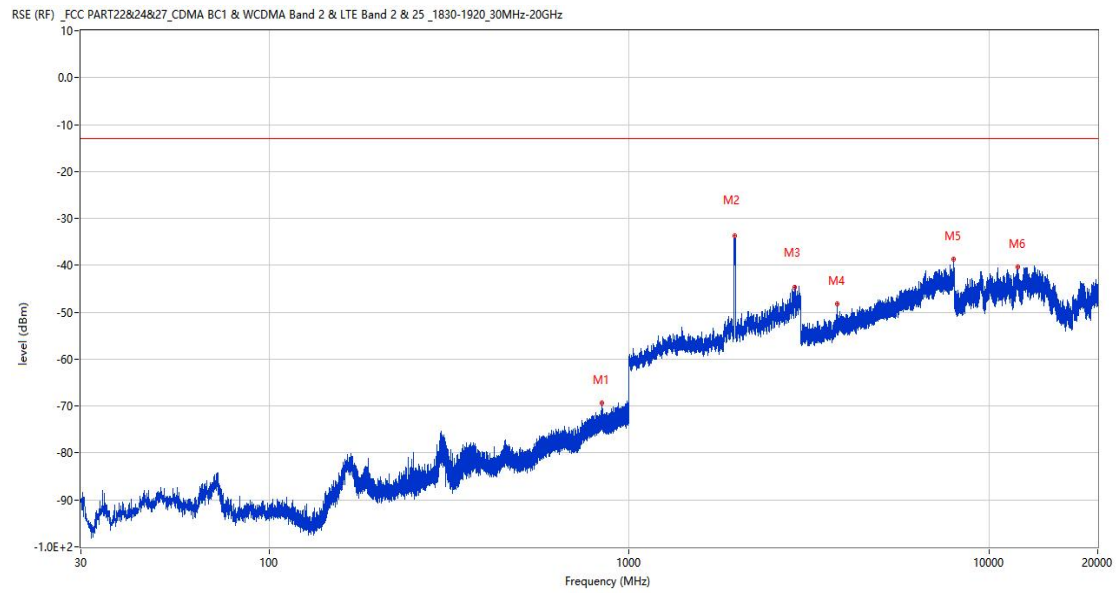
RSE-V&H LTE Band 2 BW15 CH18900



Frequency (MHz)	Result (dBm)	Factor (dB)	PK Limit (dBm)	Margin (dB)	Table (o)	ANT	EUT	Verdict
245.777	-77.18	-14.68	-13.0	64.18	70.00	Vertical	Horizontal	Pass
1874.300	-47.40	1.53	-13.0	34.40	360.00	Vertical	Horizontal	N/A
1958.200	-46.55	1.33	-13.0	33.55	174.00	Vertical	Horizontal	N/A
2906.200	-45.45	8.31	-13.0	32.45	174.00	Vertical	Horizontal	Pass
7172.250	-40.26	14.13	-13.0	27.26	360.00	Vertical	Horizontal	Pass
12484.000	-40.38	14.40	-13.0	27.38	169.00	Vertical	Horizontal	Pass

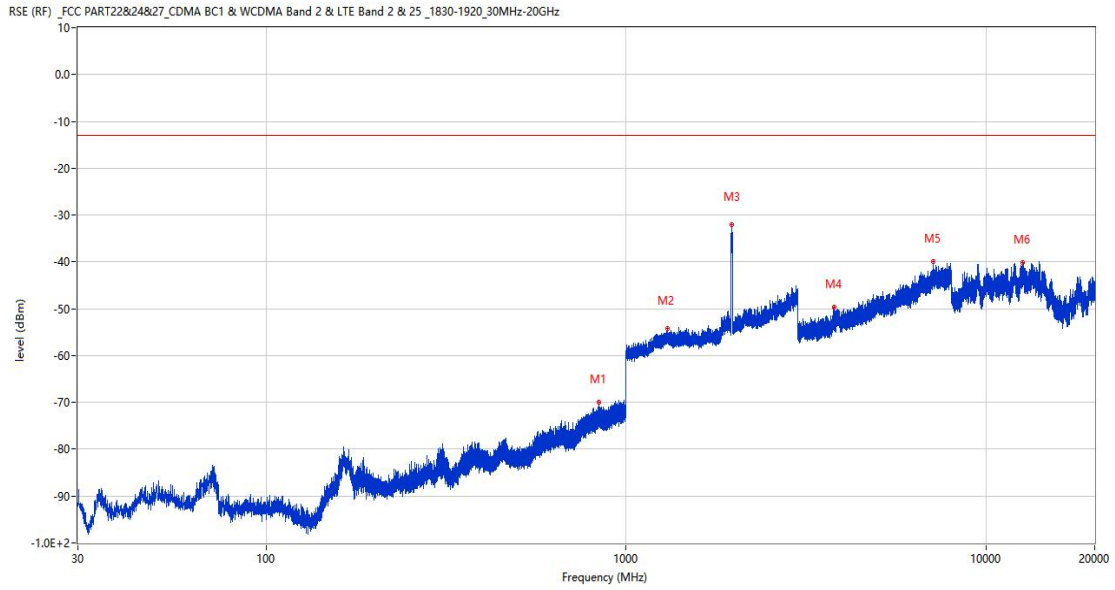
8.6 LTE Band 2 BW20, Middle Channel

RSE-H&H LTE Band 2 BW20 CH18900



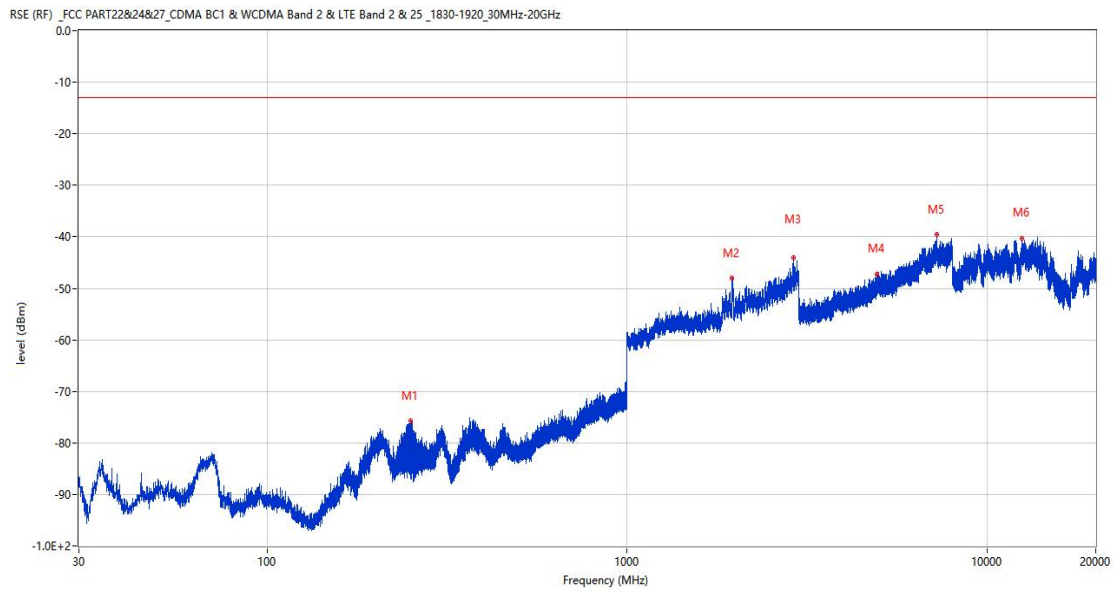
Frequency (MHz)	Result (dBm)	Factor (dB)	PK Limit (dBm)	Margin (dB)	Table (o)	ANT	EUT	Verdict
839.950	-69.44	-0.14	-13.0	56.44	130.00	Horizontal	Horizontal	Pass
1966.600	-33.74	1.31	-13.0	20.74	270.00	Horizontal	Horizontal	N/A
2882.700	-44.74	9.13	-13.0	31.74	124.00	Horizontal	Horizontal	Pass
3778.500	-48.31	6.25	-13.0	35.31	37.00	Horizontal	Horizontal	Pass
7970.250	-38.69	15.33	-13.0	25.69	1.00	Horizontal	Horizontal	Pass
12004.487	-40.38	13.92	-13.0	27.38	77.00	Horizontal	Horizontal	Pass

RSE-H&V LTE Band 2 BW20 CH18900



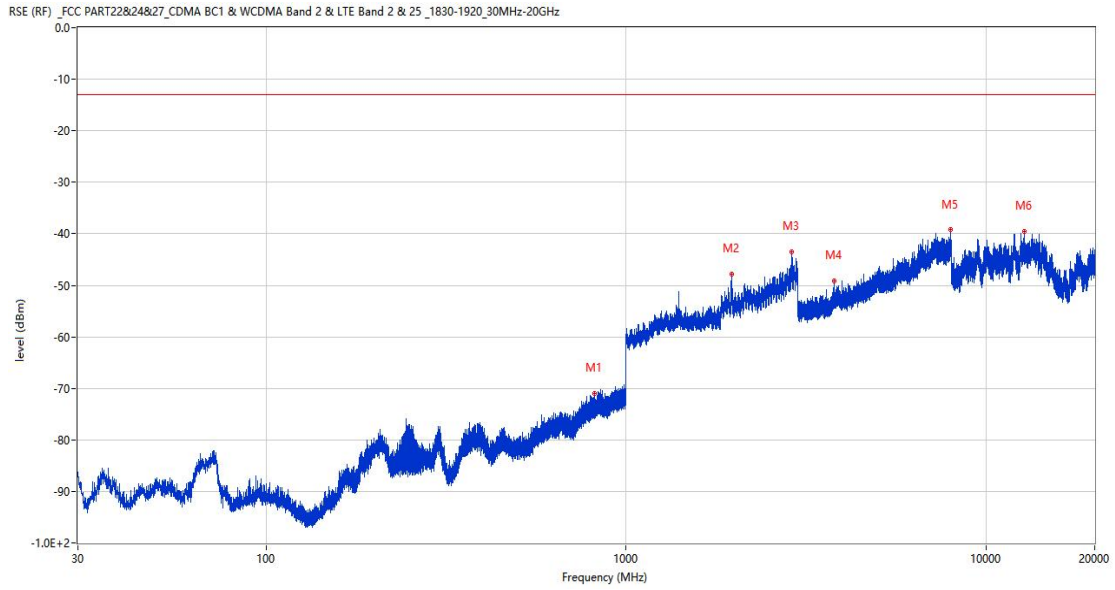
Frequency (MHz)	Result (dBm)	Factor (dB)	PK Limit (dBm)	Margin (dB)	Table (o)	ANT	EUT	Verdict
839.998	-69.91	-0.14	-13.0	56.91	138.00	Horizontal	Vertical	Pass
1298.900	-54.23	-1.05	-13.0	41.23	1.00	Horizontal	Vertical	Pass
1967.000	-32.00	1.23	-13.0	19.00	261.00	Horizontal	Vertical	N/A
3789.000	-49.64	6.17	-13.0	36.64	14.00	Horizontal	Vertical	Pass
7116.750	-39.92	13.70	-13.0	26.92	324.00	Horizontal	Vertical	Pass
12636.000	-40.12	14.08	-13.0	27.12	277.00	Horizontal	Vertical	Pass

RSE-V&V LTE Band 2 BW20 CH18900



Frequency (MHz)	Result (dBm)	Factor (dB)	PK Limit (dBm)	Margin (dB)	Table (o)	ANT	EUT	Verdict
250.238	-75.76	-14.78	-13.0	62.76	179.00	Vertical	Vertical	Pass
1957.400	-48.06	1.46	-13.0	35.06	92.00	Vertical	Vertical	N/A
2891.900	-44.14	10.33	-13.0	31.14	53.00	Vertical	Vertical	Pass
4947.250	-47.26	8.77	-13.0	34.26	160.00	Vertical	Vertical	Pass
7225.000	-39.63	14.15	-13.0	26.63	244.00	Vertical	Vertical	Pass
12504.901	-40.27	14.51	-13.0	27.27	28.00	Vertical	Vertical	Pass

RSE-V&H LTE Band 2 BW20 CH18900

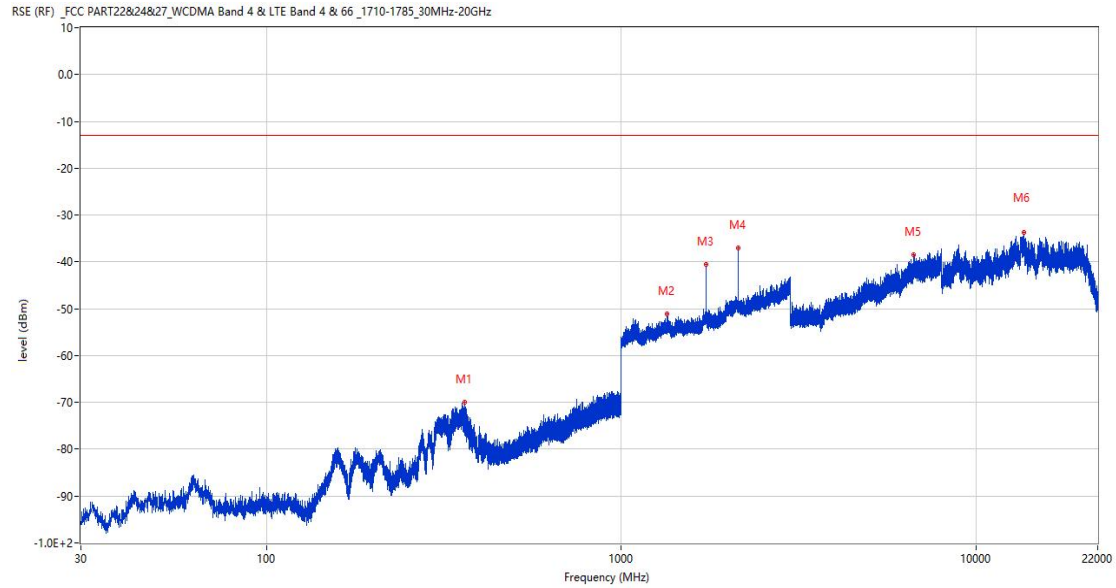


Frequency (MHz)	Result (dBm)	Factor (dB)	PK Limit (dBm)	Margin (dB)	Table (o)	ANT	EUT	Verdict
815.458	-70.94	-1.23	-13.0	57.94	360.00	Vertical	Horizontal	Pass
1966.300	-47.83	1.36	-13.0	34.83	188.00	Vertical	Horizontal	N/A
2880.800	-43.42	8.76	-13.0	30.42	2.00	Vertical	Horizontal	Pass
3778.500	-49.10	6.25	-13.0	36.10	360.00	Vertical	Horizontal	Pass
7947.250	-39.24	15.10	-13.0	26.24	142.00	Vertical	Horizontal	Pass
12750.000	-39.50	14.79	-13.0	26.50	354.00	Vertical	Horizontal	Pass

9 LTE Band 4

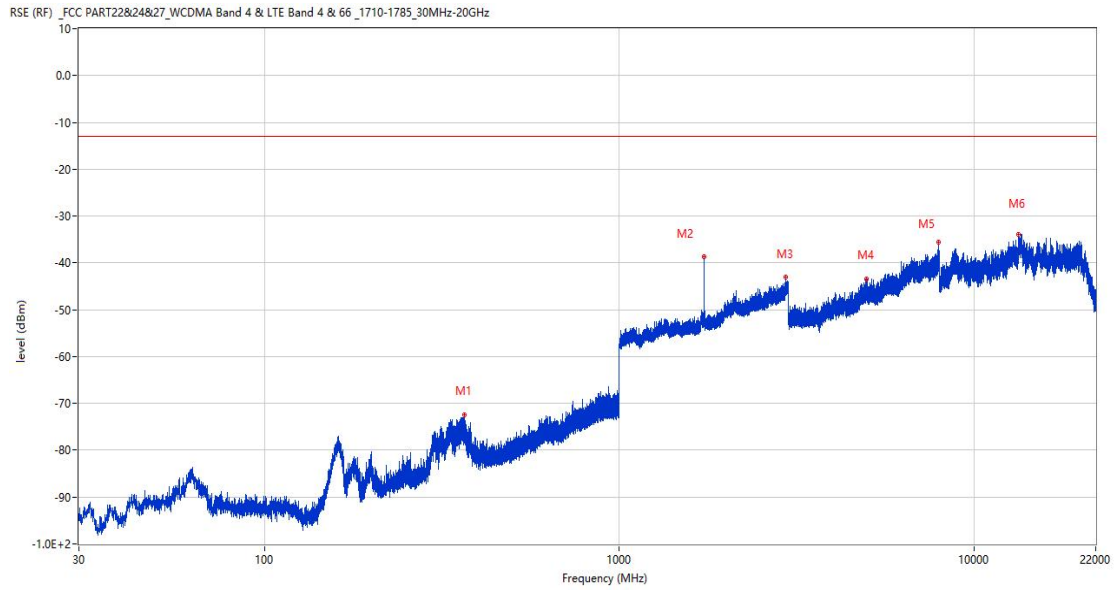
9.1 LTE Band 4 BW1.4, Middle Channel

RSE-H&H LTE Band 4 BW1.4 CH20175



Frequency (MHz)	Result (dBm)	Factor (dB)	PK Limit (dBm)	Margin (dB)	Table (o)	ANT	EUT	Verdict
361.255	-69.92	-10.18	-13.0	56.92	104.00	Horizontal	Horizontal	Pass
1342.400	-51.20	0.66	-13.0	38.20	254.00	Horizontal	Horizontal	Pass
1732.900	-40.53	2.44	-13.0	27.53	106.00	Horizontal	Horizontal	N/A
2133.200	-37.09	4.87	-13.0	24.09	272.00	Horizontal	Horizontal	N/A
6675.250	-38.57	16.70	-13.0	25.57	158.00	Horizontal	Horizontal	Pass
13631.988	-33.81	24.84	-13.0	20.81	250.00	Horizontal	Horizontal	Pass

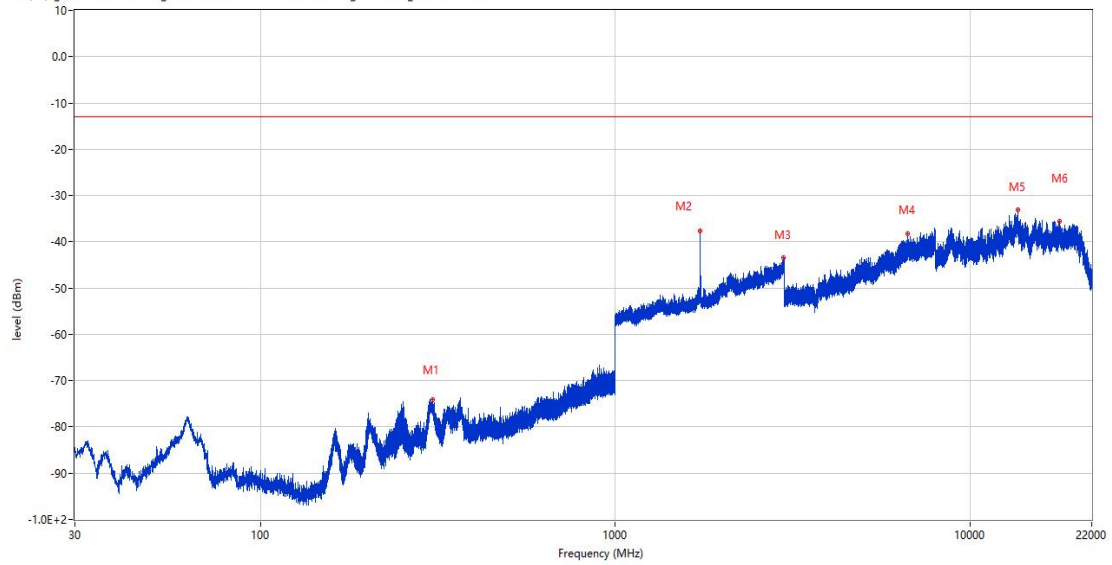
RSE-H&V LTE Band 4 BW1.4 CH20175



Frequency (MHz)	Result (dBm)	Factor (dB)	PK Limit (dBm)	Margin (dB)	Table (o)	ANT	EUT	Verdict
365.959	-72.35	-10.10	-13.0	59.35	92.00	Horizontal	Vertical	Pass
1732.800	-38.71	2.44	-13.0	25.71	190.00	Horizontal	Vertical	N/A
2944.000	-43.11	11.19	-13.0	30.11	24.00	Horizontal	Vertical	Pass
4977.500	-43.53	13.36	-13.0	30.53	289.00	Horizontal	Vertical	Pass
7931.750	-35.65	18.77	-13.0	22.65	180.00	Horizontal	Vertical	Pass
13340.613	-33.93	24.18	-13.0	20.93	360.00	Horizontal	Vertical	Pass

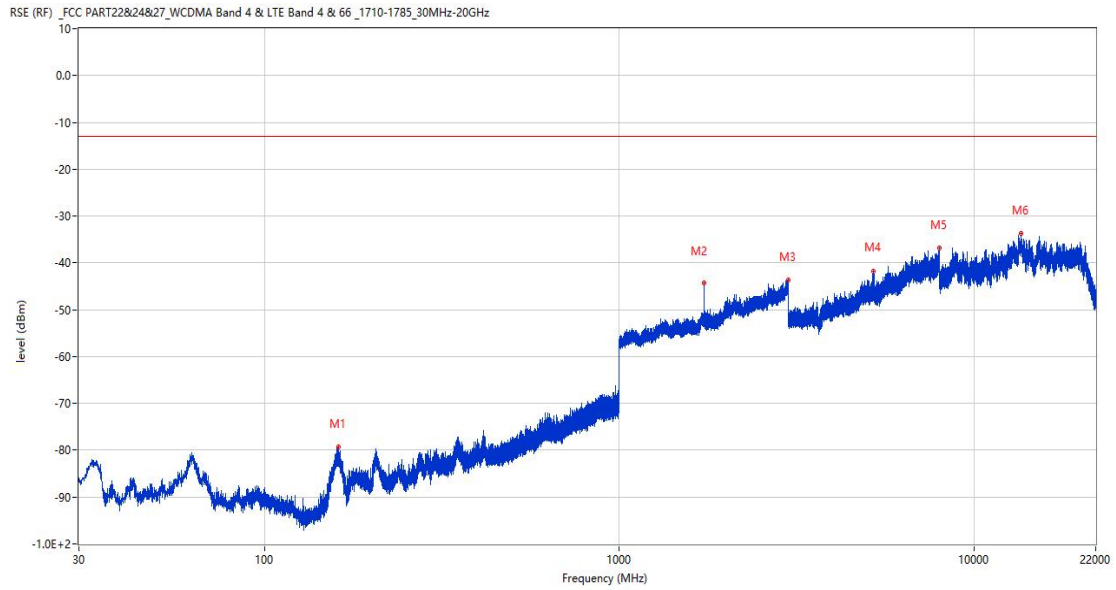
RSE-V&V LTE Band 4 BW1.4 CH20175

RSE (RF) _FCC PART22&24&27_WCDMA Band 4 & LTE Band 4 & 66_1710-1785_30MHz-20GHz



Frequency (MHz)	Result (dBm)	Factor (dB)	PK Limit (dBm)	Margin (dB)	Table (o)	ANT	EUT	Verdict
306.062	-74.03	-11.67	-13.0	61.03	27.00	Vertical	Vertical	Pass
1732.900	-37.64	2.44	-13.0	24.64	172.00	Vertical	Vertical	N/A
2982.500	-43.38	11.08	-13.0	30.38	85.00	Vertical	Vertical	Pass
6679.250	-38.31	16.88	-13.0	25.31	116.00	Vertical	Vertical	Pass
13597.763	-33.13	24.89	-13.0	20.13	160.00	Vertical	Vertical	Pass
17820.387	-35.58	22.14	-13.0	22.58	343.00	Vertical	Vertical	Pass

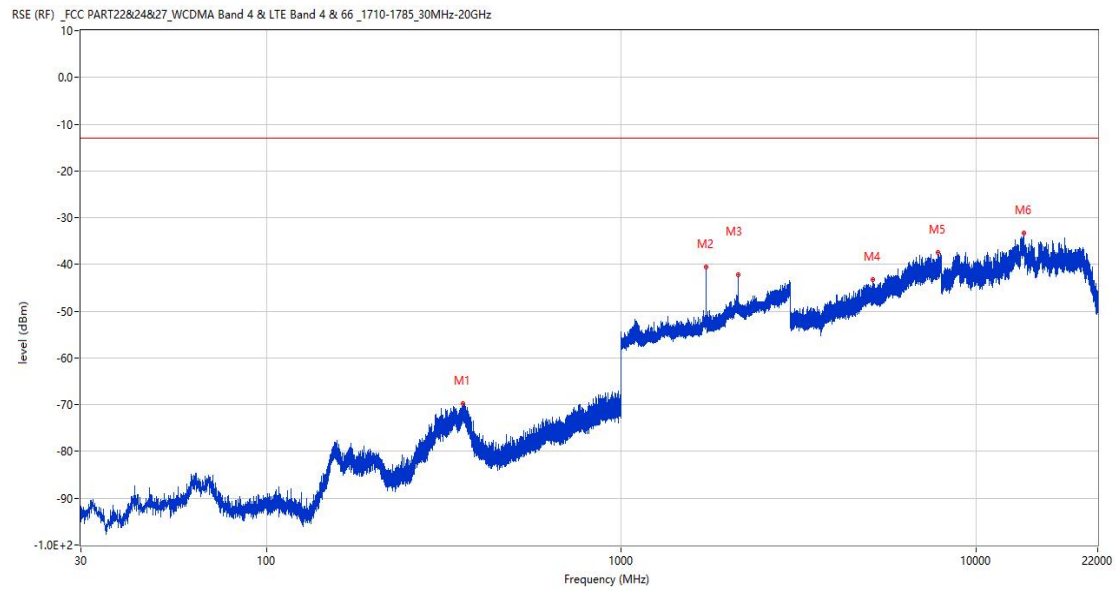
RSE-V&H LTE Band 4 BW1.4 CH20175



Frequency (MHz)	Result (dBm)	Factor (dB)	PK Limit (dBm)	Margin (dB)	Table (o)	ANT	EUT	Verdict
161.678	-79.35	-18.22	-13.0	66.35	93.00	Vertical	Horizontal	Pass
1732.000	-44.32	2.44	-13.0	31.32	155.00	Vertical	Horizontal	N/A
2989.700	-43.66	10.85	-13.0	30.66	0.00	Vertical	Horizontal	Pass
5186.000	-41.69	12.40	-13.0	28.69	203.00	Vertical	Horizontal	Pass
7965.750	-36.85	18.05	-13.0	23.85	360.00	Vertical	Horizontal	Pass
13554.750	-33.74	25.19	-13.0	20.74	138.00	Vertical	Horizontal	Pass

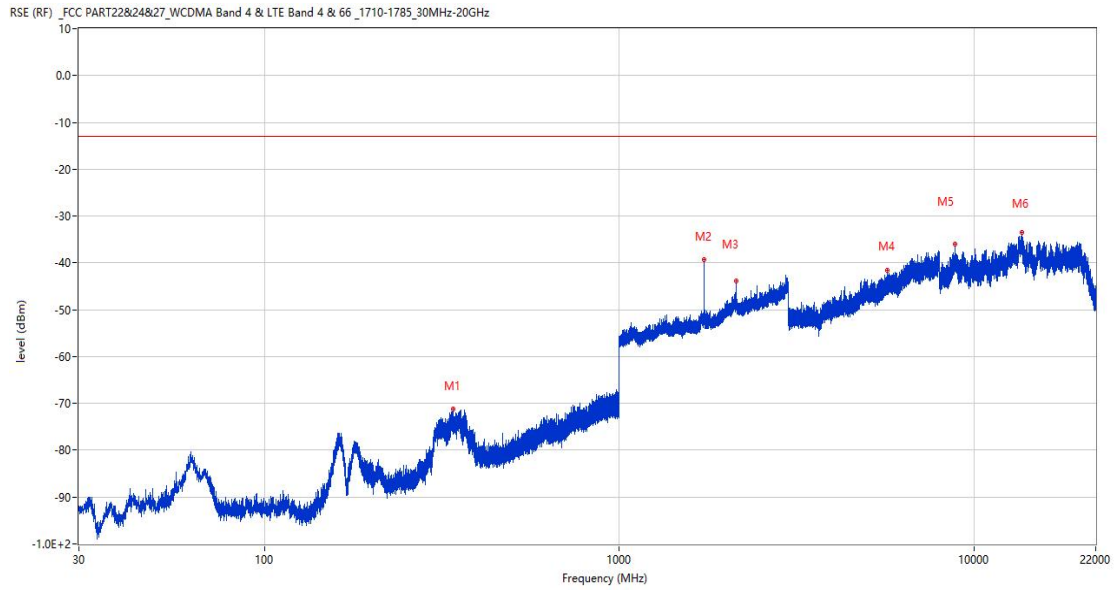
9.2 LTE Band 4 BW3, Middle Channel

RSE-H&H LTE Band 4 BW3 CH20175



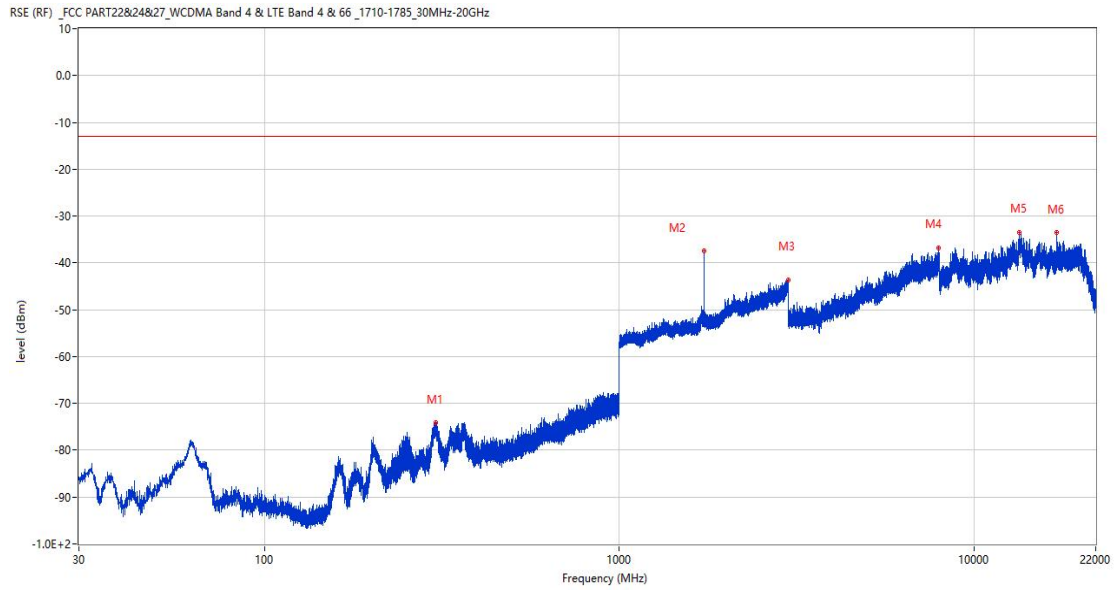
Frequency (MHz)	Result (dBm)	Factor (dB)	PK Limit (dBm)	Margin (dB)	Table (o)	ANT	EUT	Verdict
357.860	-69.71	-10.03	-13.0	56.71	121.00	Horizontal	Horizontal	Pass
1732.100	-40.61	2.45	-13.0	27.61	41.00	Horizontal	Horizontal	N/A
2133.800	-42.19	4.89	-13.0	29.19	308.00	Horizontal	Horizontal	N/A
5108.000	-43.24	12.27	-13.0	30.24	0.00	Horizontal	Horizontal	Pass
7798.750	-37.41	18.13	-13.0	24.41	0.00	Horizontal	Horizontal	Pass
13611.175	-33.27	24.86	-13.0	20.27	151.00	Horizontal	Horizontal	Pass

RSE-H&V LTE Band 4 BW3 CH20175



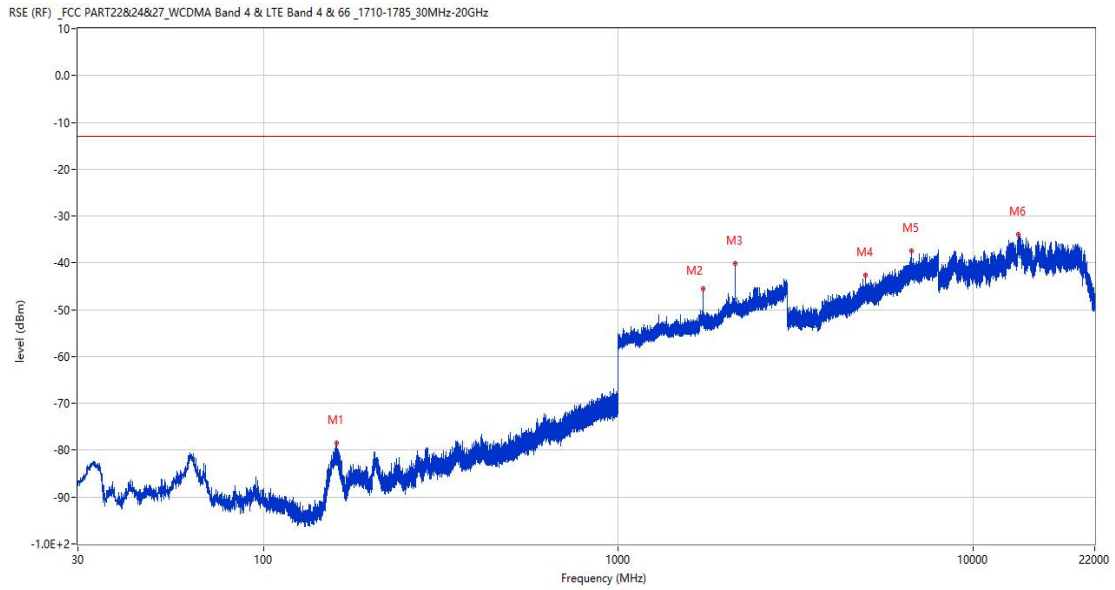
Frequency (MHz)	Result (dBm)	Factor (dB)	PK Limit (dBm)	Margin (dB)	Table (o)	ANT	EUT	Verdict
340.254	-71.26	-10.05	-13.0	58.26	117.00	Horizontal	Vertical	Pass
1732.200	-39.26	2.45	-13.0	26.26	38.00	Horizontal	Vertical	N/A
2133.700	-43.78	4.88	-13.0	30.78	111.00	Horizontal	Vertical	N/A
5682.000	-41.53	13.74	-13.0	28.53	93.00	Horizontal	Vertical	Pass
8854.762	-36.06	20.30	-13.0	23.06	312.00	Horizontal	Vertical	Pass
13629.213	-33.49	24.85	-13.0	20.49	1.00	Horizontal	Vertical	Pass

RSE-V&V LTE Band 4 BW3 CH20175



Frequency (MHz)	Result (dBm)	Factor (dB)	PK Limit (dBm)	Margin (dB)	Table (o)	ANT	EUT	Verdict
304.704	-74.12	-11.68	-13.0	61.12	361.00	Vertical	Vertical	Pass
1732.100	-37.45	2.45	-13.0	24.45	166.00	Vertical	Vertical	N/A
2999.100	-43.74	10.75	-13.0	30.74	355.00	Vertical	Vertical	Pass
7936.250	-36.72	18.91	-13.0	23.72	301.00	Vertical	Vertical	Pass
13369.287	-33.41	24.66	-13.0	20.41	109.00	Vertical	Vertical	Pass
17095.187	-33.58	23.56	-13.0	20.58	203.00	Vertical	Vertical	Pass

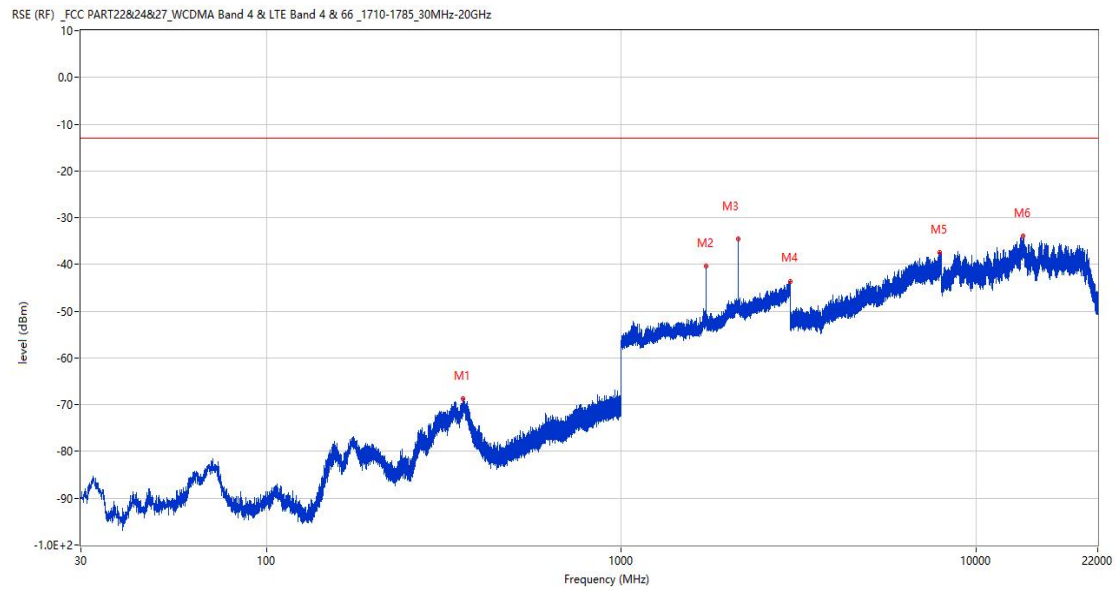
RSE-V&H LTE Band 4 BW3 CH20175



Frequency (MHz)	Result (dBm)	Factor (dB)	PK Limit (dBm)	Margin (dB)	Table (o)	ANT	EUT	Verdict
160.368	-78.51	-18.21	-13.0	65.51	91.00	Vertical	Horizontal	Pass
1732.000	-45.62	2.45	-13.0	32.62	224.00	Vertical	Horizontal	N/A
2133.400	-40.19	4.86	-13.0	27.19	144.00	Vertical	Horizontal	N/A
4982.250	-42.65	13.28	-13.0	29.65	114.00	Vertical	Horizontal	Pass
6699.750	-37.54	16.87	-13.0	24.54	169.00	Vertical	Horizontal	Pass
13369.750	-33.90	24.66	-13.0	20.90	199.00	Vertical	Horizontal	Pass

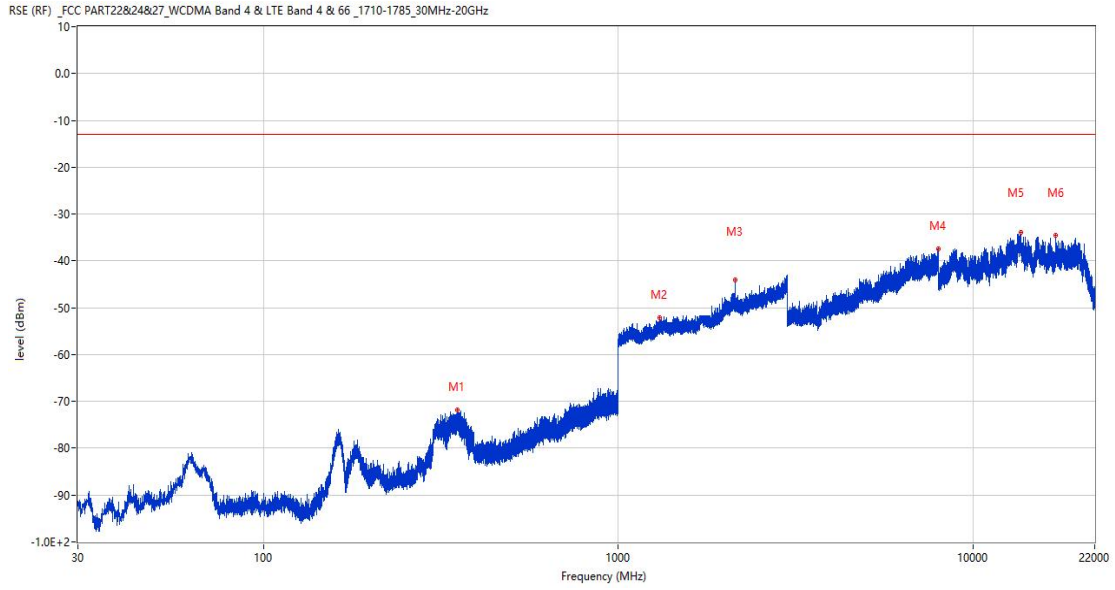
9.3 LTE Band 4 BW5, Middle Channel

RSE-H&H LTE Band 4 BW5 CH20175



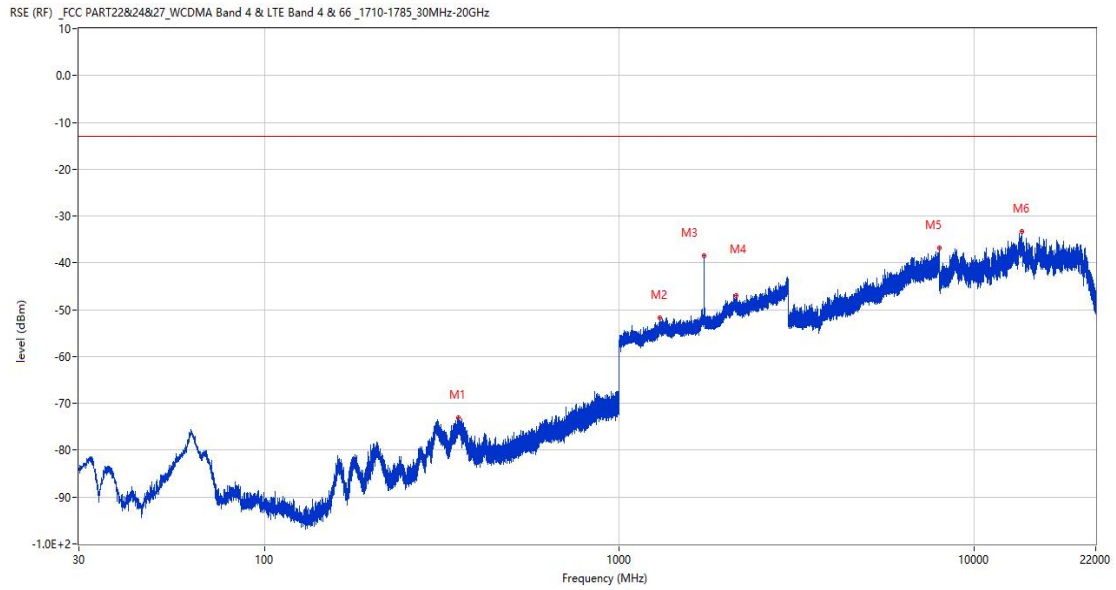
Frequency (MHz)	Result (dBm)	Factor (dB)	PK Limit (dBm)	Margin (dB)	Table (o)	ANT	EUT	Verdict
358.345	-68.75	-10.11	-13.0	55.75	111.00	Horizontal	Horizontal	Pass
1731.300	-40.40	2.46	-13.0	27.40	47.00	Horizontal	Horizontal	N/A
2134.900	-34.46	5.06	-13.0	21.46	114.00	Horizontal	Horizontal	N/A
2991.700	-43.57	10.89	-13.0	30.57	317.00	Horizontal	Horizontal	Pass
7907.750	-37.37	18.04	-13.0	24.37	0.00	Horizontal	Horizontal	Pass
13545.962	-33.90	25.12	-13.0	20.90	181.00	Horizontal	Horizontal	Pass

RSE-H&V LTE Band 4 BW5 CH20175



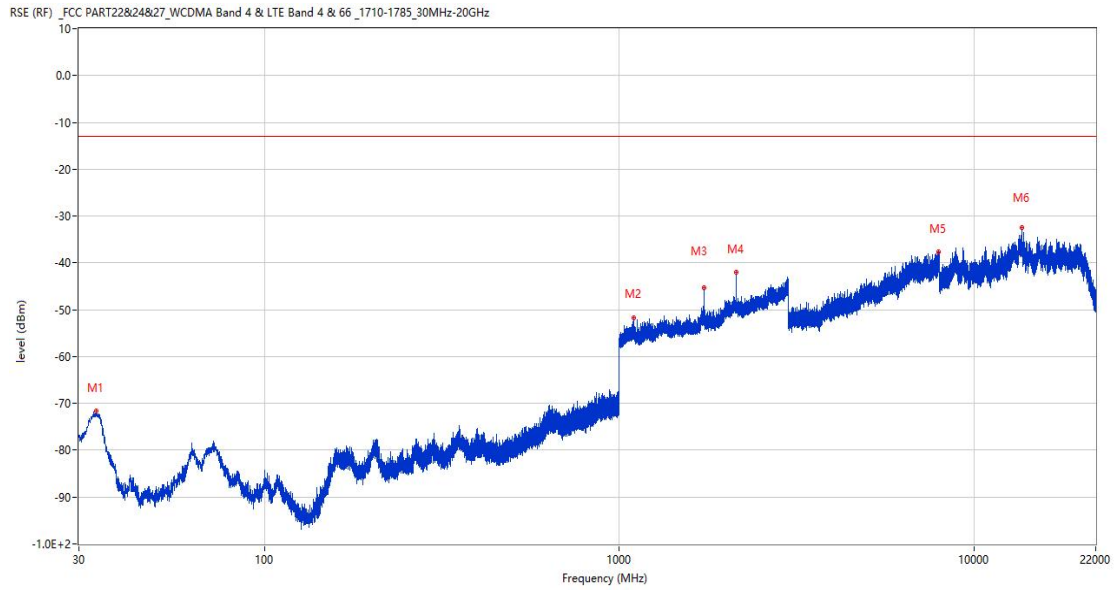
Frequency (MHz)	Result (dBm)	Factor (dB)	PK Limit (dBm)	Margin (dB)	Table (o)	ANT	EUT	Verdict
352.719	-71.81	-9.88	-13.0	58.81	139.00	Horizontal	Vertical	Pass
1310.900	-52.24	0.52	-13.0	39.24	0.00	Horizontal	Vertical	Pass
2131.400	-44.08	4.82	-13.0	31.08	274.00	Horizontal	Vertical	N/A
7980.750	-37.44	18.11	-13.0	24.44	226.00	Horizontal	Vertical	Pass
13645.862	-33.98	24.83	-13.0	20.98	204.00	Horizontal	Vertical	Pass
17108.137	-34.58	23.65	-13.0	21.58	260.00	Horizontal	Vertical	Pass

RSE-V&V LTE Band 4 BW5 CH20175



Frequency (MHz)	Result (dBm)	Factor (dB)	PK Limit (dBm)	Margin (dB)	Table (o)	ANT	EUT	Verdict
352.185	-73.15	-9.84	-13.0	60.15	351.00	Vertical	Vertical	Pass
1297.700	-51.72	0.73	-13.0	38.72	56.00	Vertical	Vertical	Pass
1731.100	-38.55	2.46	-13.0	25.55	37.00	Vertical	Vertical	N/A
2131.800	-46.99	4.90	-13.0	33.99	174.00	Vertical	Vertical	N/A
8000.000	-36.86	19.04	-13.0	23.86	138.00	Vertical	Vertical	Pass
13641.238	-33.31	24.84	-13.0	20.31	205.00	Vertical	Vertical	Pass

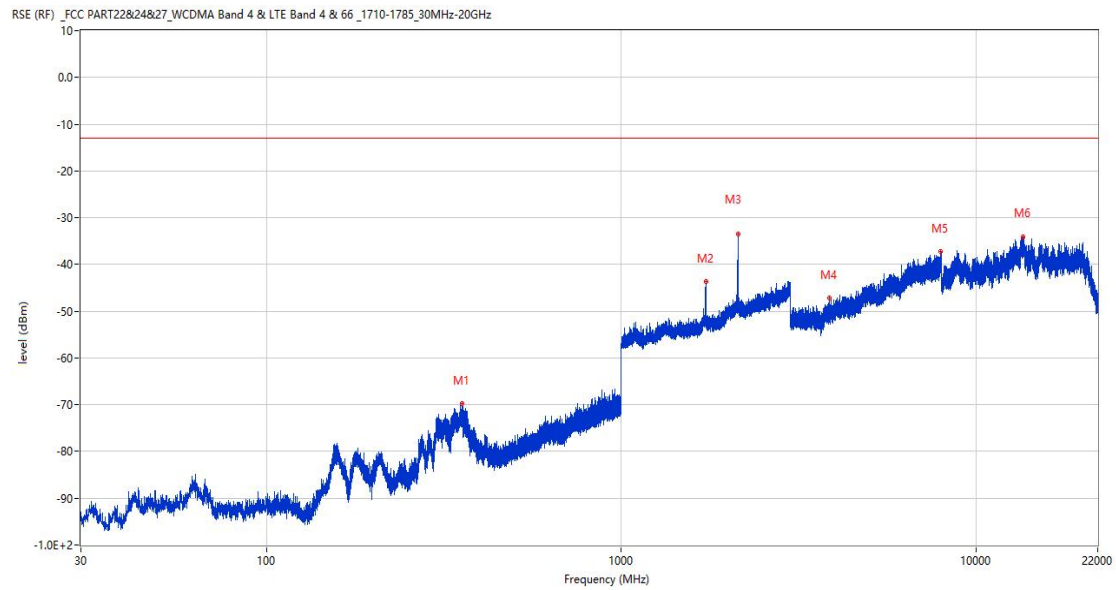
RSE-V&H LTE Band 4 BW5 CH20175



Frequency (MHz)	Result (dBm)	Factor (dB)	PK Limit (dBm)	Margin (dB)	Table (o)	ANT	EUT	Verdict
33.492	-71.70	-23.71	-13.0	58.70	280.00	Vertical	Horizontal	Pass
1096.800	-51.65	-0.69	-13.0	38.65	355.00	Vertical	Horizontal	Pass
1731.300	-45.31	2.46	-13.0	32.31	48.00	Vertical	Horizontal	N/A
2133.100	-41.95	4.87	-13.0	28.95	146.00	Vertical	Horizontal	N/A
7930.750	-37.75	18.76	-13.0	24.75	241.00	Vertical	Horizontal	Pass
13612.100	-32.52	24.86	-13.0	19.52	324.00	Vertical	Horizontal	Pass

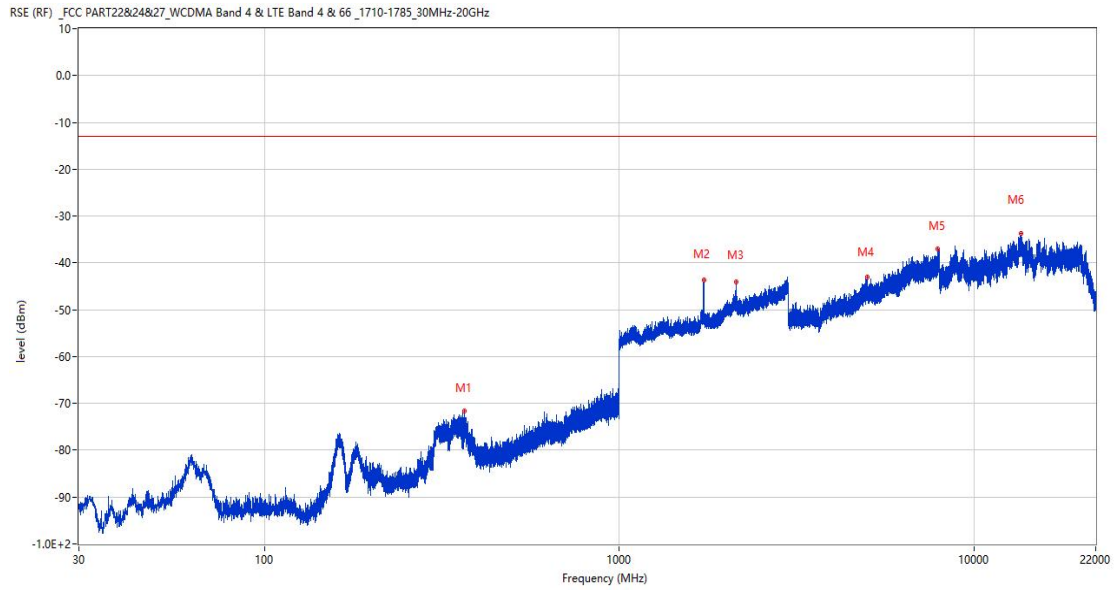
9.4 LTE Band 4 BW10, Middle Channel

RSE-H&H LTE Band 4 BW10 CH20175



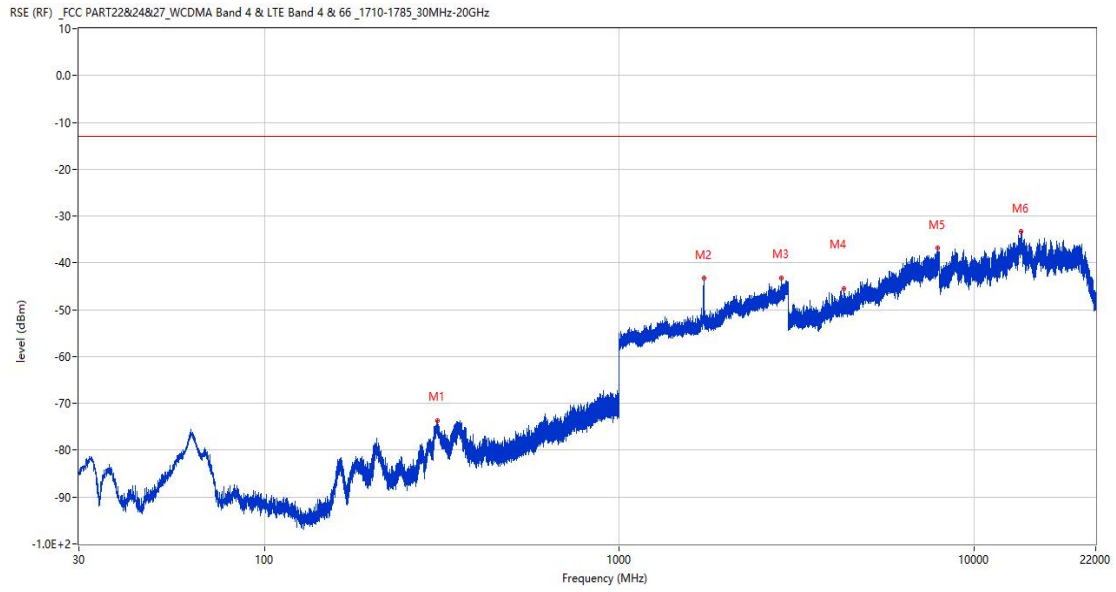
Frequency (MHz)	Result (dBm)	Factor (dB)	PK Limit (dBm)	Margin (dB)	Table (o)	ANT	EUT	Verdict
355.386	-69.72	-9.86	-13.0	56.72	105.00	Horizontal	Horizontal	Pass
1728.700	-43.63	2.49	-13.0	30.63	103.00	Horizontal	Horizontal	N/A
2136.700	-33.56	5.07	-13.0	20.56	279.00	Horizontal	Horizontal	N/A
3859.750	-47.14	9.69	-13.0	34.14	130.00	Horizontal	Horizontal	Pass
7927.750	-37.32	18.51	-13.0	24.32	43.00	Horizontal	Horizontal	Pass
13575.099	-34.17	25.04	-13.0	21.17	63.00	Horizontal	Horizontal	Pass

RSE-H&V LTE Band 4 BW10 CH20175



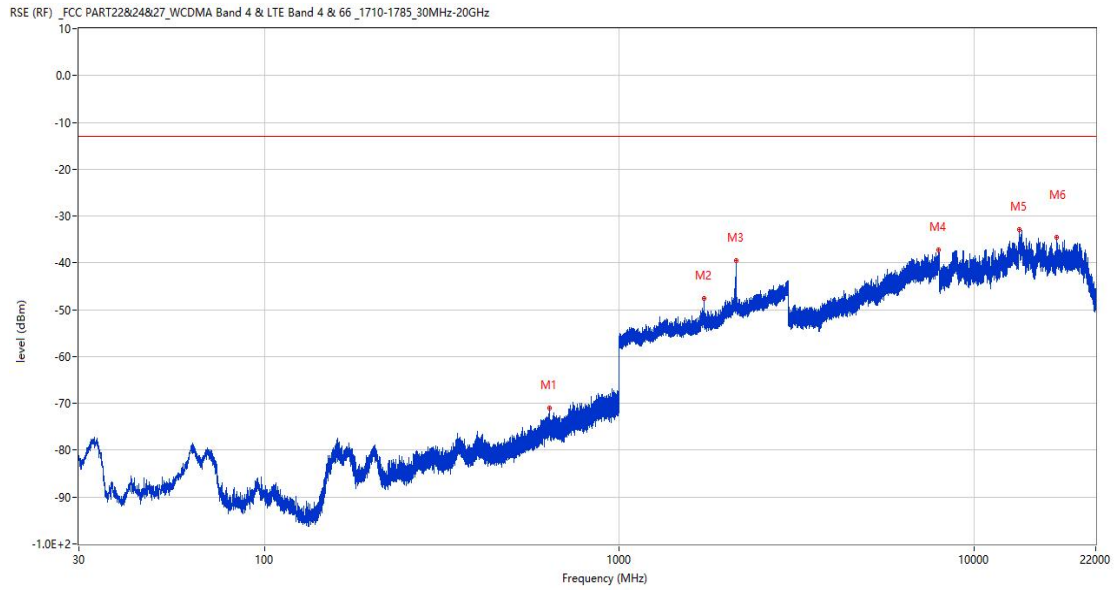
Frequency (MHz)	Result (dBm)	Factor (dB)	PK Limit (dBm)	Margin (dB)	Table (o)	ANT	EUT	Verdict
365.523	-71.71	-10.10	-13.0	58.71	112.00	Horizontal	Vertical	Pass
1728.600	-43.66	2.49	-13.0	30.66	42.00	Horizontal	Vertical	N/A
2131.300	-44.11	4.80	-13.0	31.11	285.00	Horizontal	Vertical	N/A
4990.500	-43.00	13.11	-13.0	30.00	18.00	Horizontal	Vertical	Pass
7868.500	-37.02	17.91	-13.0	24.02	151.00	Horizontal	Vertical	Pass
13567.237	-33.70	25.10	-13.0	20.70	3.00	Horizontal	Vertical	Pass

RSE-V&H LTE Band 4 BW10 CH20175



Frequency (MHz)	Result (dBm)	Factor (dB)	PK Limit (dBm)	Margin (dB)	Table (o)	ANT	EUT	Verdict
306.886	-73.59	-11.73	-13.0	60.59	6.00	Vertical	Vertical	Pass
1729.000	-43.18	2.48	-13.0	30.18	26.00	Vertical	Vertical	N/A
2865.700	-43.15	9.61	-13.0	30.15	20.00	Vertical	Vertical	Pass
4302.750	-45.57	10.78	-13.0	32.57	29.00	Vertical	Vertical	Pass
7889.000	-36.80	17.76	-13.0	23.80	50.00	Vertical	Vertical	Pass
13563.537	-33.26	25.13	-13.0	20.26	179.00	Vertical	Vertical	Pass

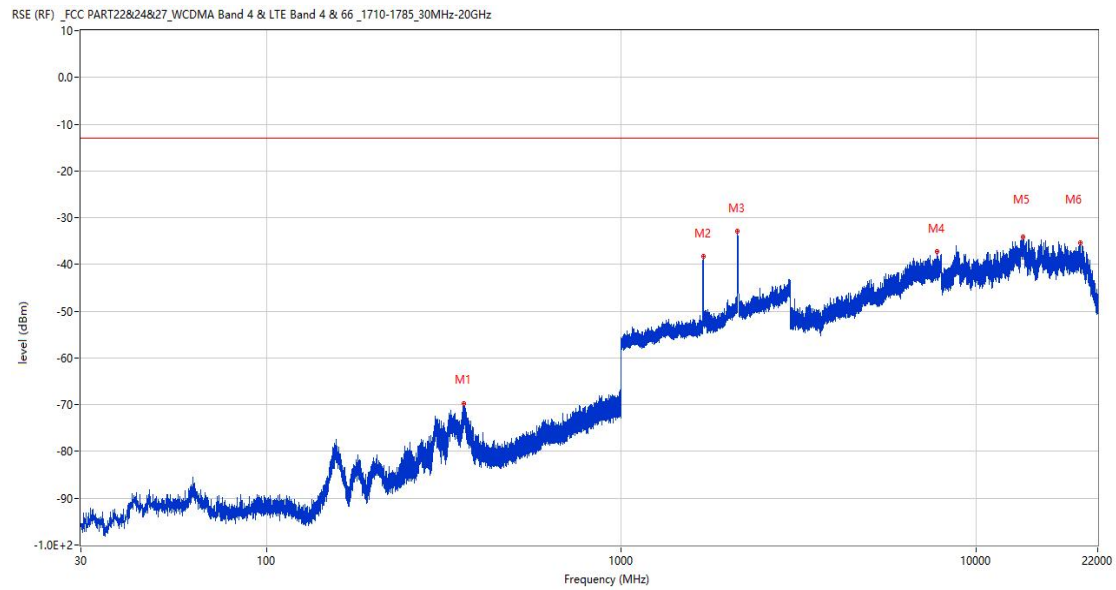
RSE-V&V LTE Band 4 BW10 CH20175



Frequency (MHz)	Result (dBm)	Factor (dB)	PK Limit (dBm)	Margin (dB)	Table (o)	ANT	EUT	Verdict
636.007	-70.93	-3.16	-13.0	57.93	331.00	Vertical	Horizontal	Pass
1729.100	-47.59	2.48	-13.0	34.59	138.00	Vertical	Horizontal	N/A
2131.300	-39.50	4.80	-13.0	26.50	150.00	Vertical	Horizontal	N/A
7927.000	-37.16	18.44	-13.0	24.16	277.00	Vertical	Horizontal	Pass
13395.188	-32.98	24.82	-13.0	19.98	360.00	Vertical	Horizontal	Pass
17103.974	-34.50	23.66	-13.0	21.50	273.00	Vertical	Horizontal	Pass

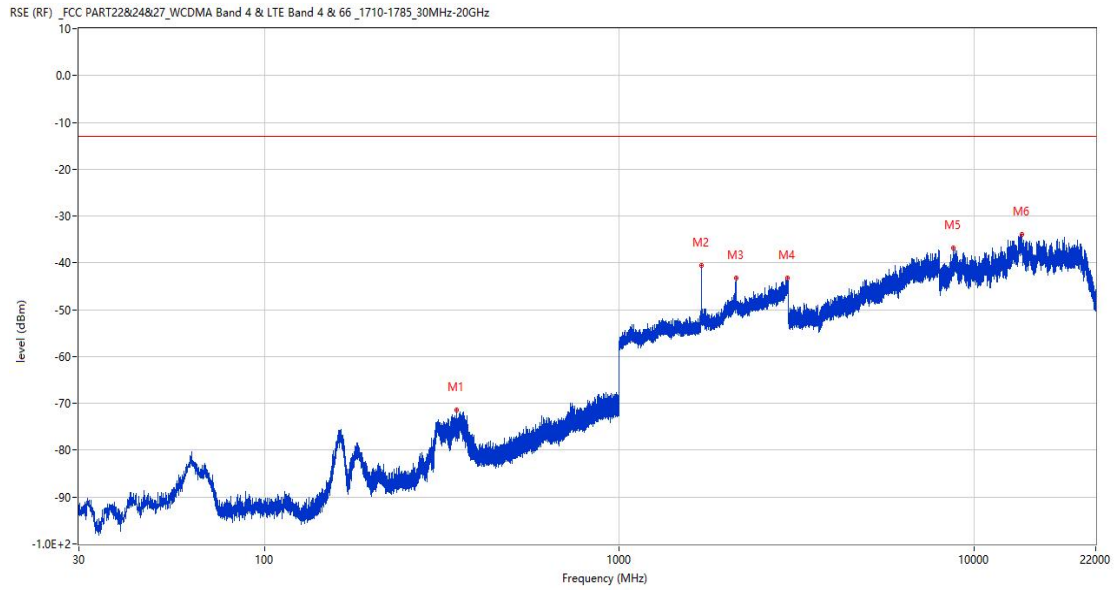
9.5 LTE Band 4 BW15, Middle Channel

RSE-H&H LTE Band 4 BW15 CH20175



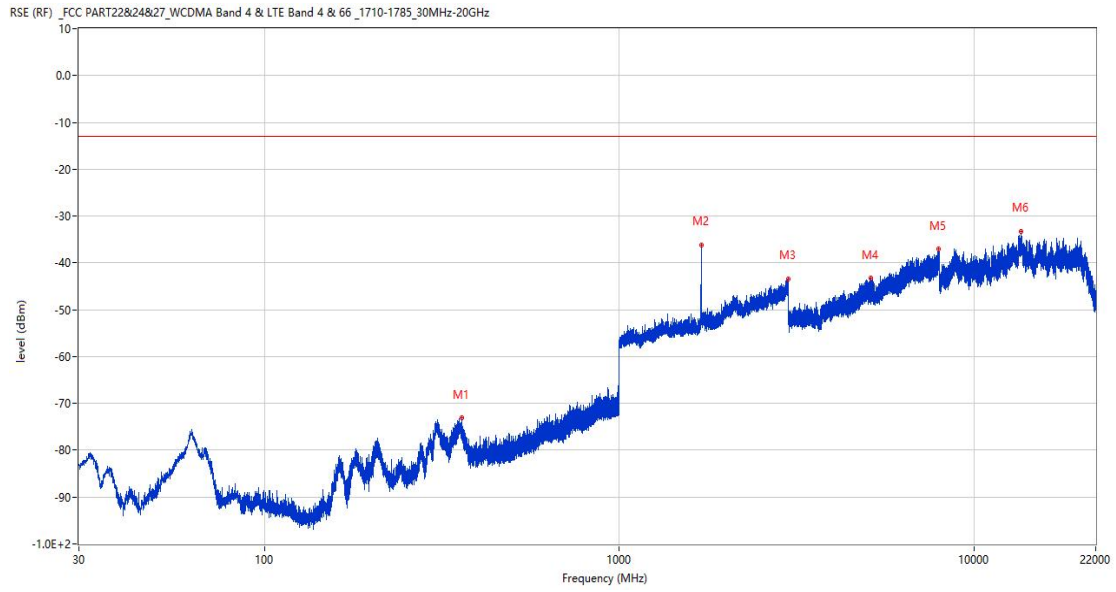
Frequency (MHz)	Result (dBm)	Factor (dB)	PK Limit (dBm)	Margin (dB)	Table (o)	ANT	EUT	Verdict
359.606	-69.66	-10.22	-13.0	56.66	85.00	Horizontal	Horizontal	Pass
1699.700	-38.37	2.64	-13.0	25.37	39.00	Horizontal	Horizontal	Pass
2128.000	-32.97	4.79	-13.0	19.97	113.00	Horizontal	Horizontal	N/A
7772.250	-37.28	18.01	-13.0	24.28	277.00	Horizontal	Horizontal	Pass
13553.362	-34.19	25.20	-13.0	21.19	135.00	Horizontal	Horizontal	Pass
19605.176	-35.44	21.48	-13.0	22.44	360.00	Horizontal	Horizontal	Pass

RSE-H&V LTE Band 4 BW15 CH20175



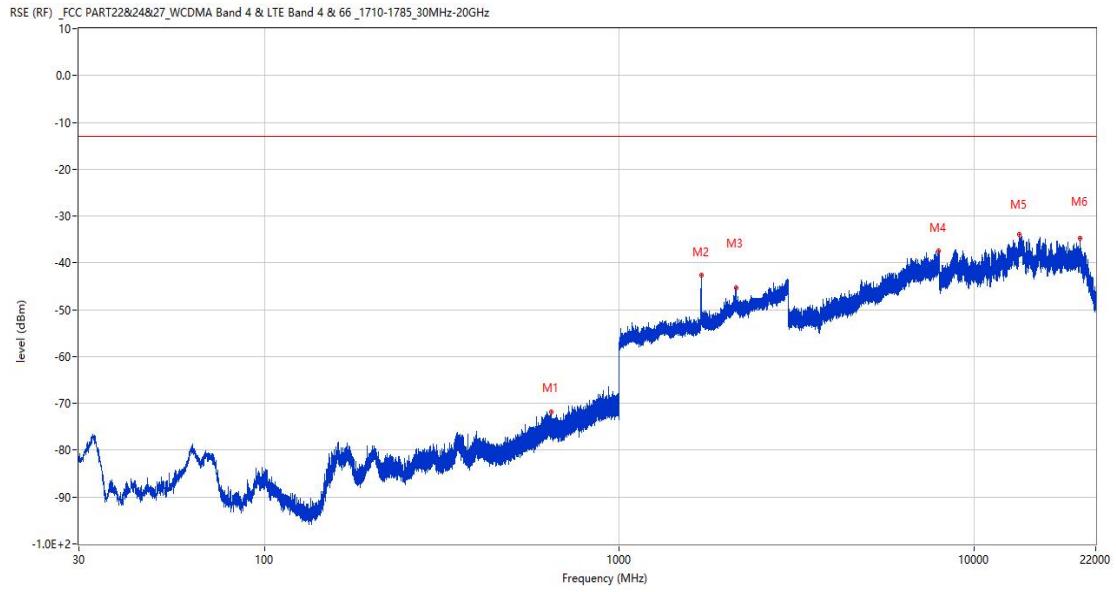
Frequency (MHz)	Result (dBm)	Factor (dB)	PK Limit (dBm)	Margin (dB)	Table (o)	ANT	EUT	Verdict
347.626	-71.34	-9.84	-13.0	58.34	146.00	Horizontal	Vertical	Pass
1700.200	-40.55	2.78	-13.0	27.55	37.00	Horizontal	Vertical	N/A
2136.100	-43.25	5.02	-13.0	30.25	282.00	Horizontal	Vertical	N/A
2973.000	-43.29	11.73	-13.0	30.29	1.00	Horizontal	Vertical	Pass
8712.263	-36.78	19.28	-13.0	23.78	185.00	Horizontal	Vertical	Pass
13593.600	-34.00	24.91	-13.0	21.00	1.00	Horizontal	Vertical	Pass

RSE-V&V LTE Band 4 BW15 CH20175



Frequency (MHz)	Result (dBm)	Factor (dB)	PK Limit (dBm)	Margin (dB)	Table (o)	ANT	EUT	Verdict
358.975	-73.05	-10.21	-13.0	60.05	1.00	Vertical	Vertical	Pass
1700.200	-36.10	2.78	-13.0	23.10	289.00	Vertical	Vertical	N/A
2991.000	-43.43	10.88	-13.0	30.43	240.00	Vertical	Vertical	Pass
5117.250	-43.18	12.27	-13.0	30.18	160.00	Vertical	Vertical	Pass
7933.500	-37.03	18.78	-13.0	24.03	268.00	Vertical	Vertical	Pass
13564.463	-33.20	25.12	-13.0	20.20	90.00	Vertical	Vertical	Pass

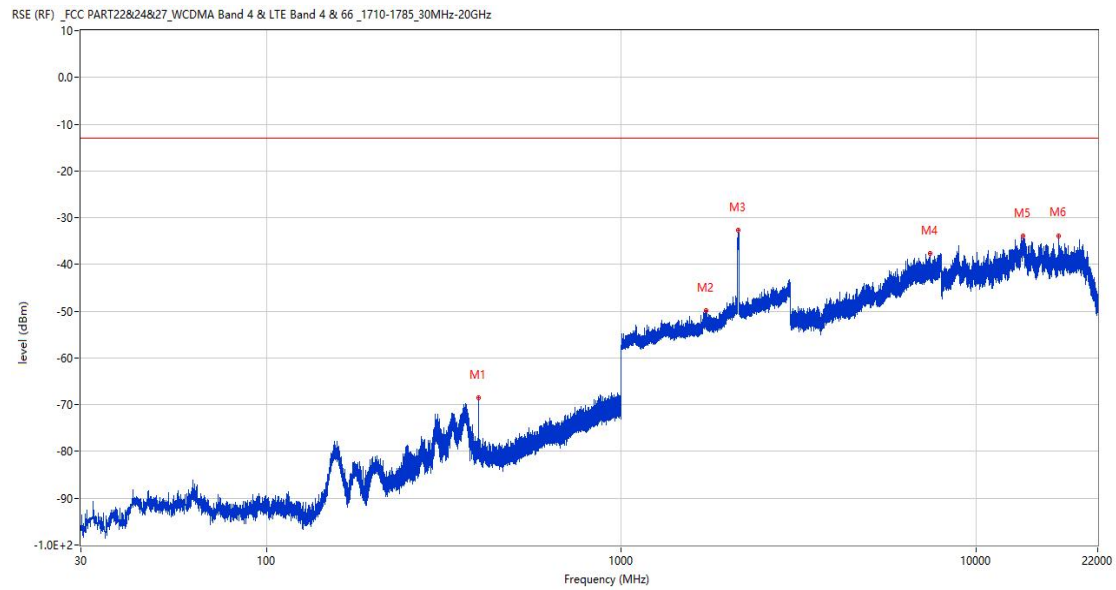
RSE-V&H LTE Band 4 BW15 CH20175



Frequency (MHz)	Result (dBm)	Factor (dB)	PK Limit (dBm)	Margin (dB)	Table (o)	ANT	EUT	Verdict
643.670	-71.74	-3.15	-13.0	58.74	92.00	Vertical	Horizontal	Pass
1700.700	-42.56	2.77	-13.0	29.56	174.00	Vertical	Horizontal	N/A
2131.300	-45.37	4.80	-13.0	32.37	296.00	Vertical	Horizontal	N/A
7938.500	-37.54	18.94	-13.0	24.54	19.00	Vertical	Horizontal	Pass
13398.887	-33.96	24.84	-13.0	20.96	226.00	Vertical	Horizontal	Pass
19872.037	-34.68	21.55	-13.0	21.68	17.00	Vertical	Horizontal	Pass

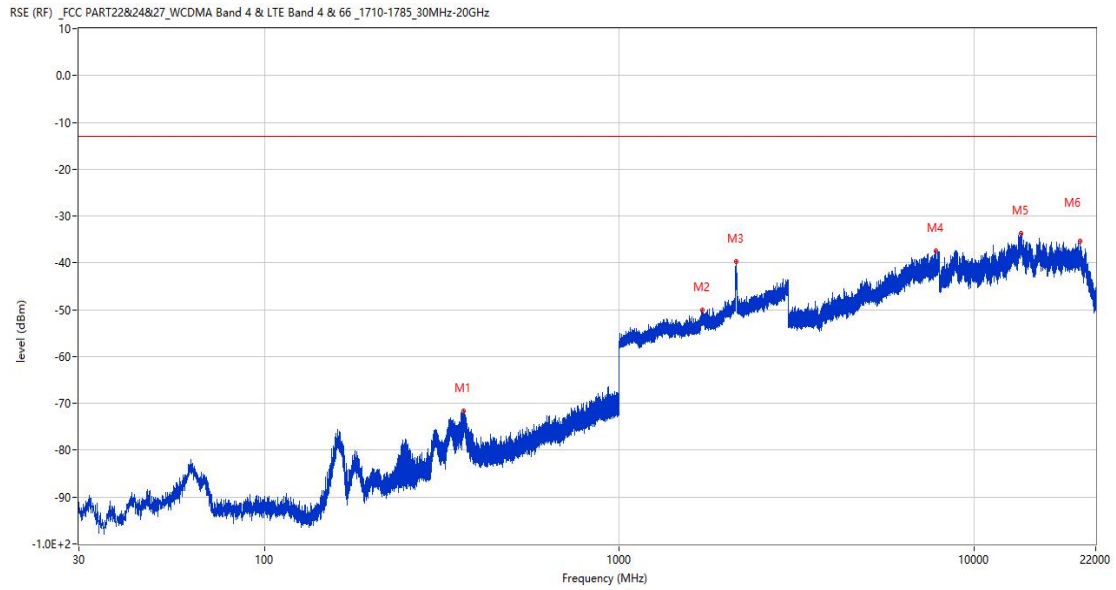
9.6 LTE Band 4 BW20, Middle Channel

RSE-H&H LTE Band 4 BW20 CH20175



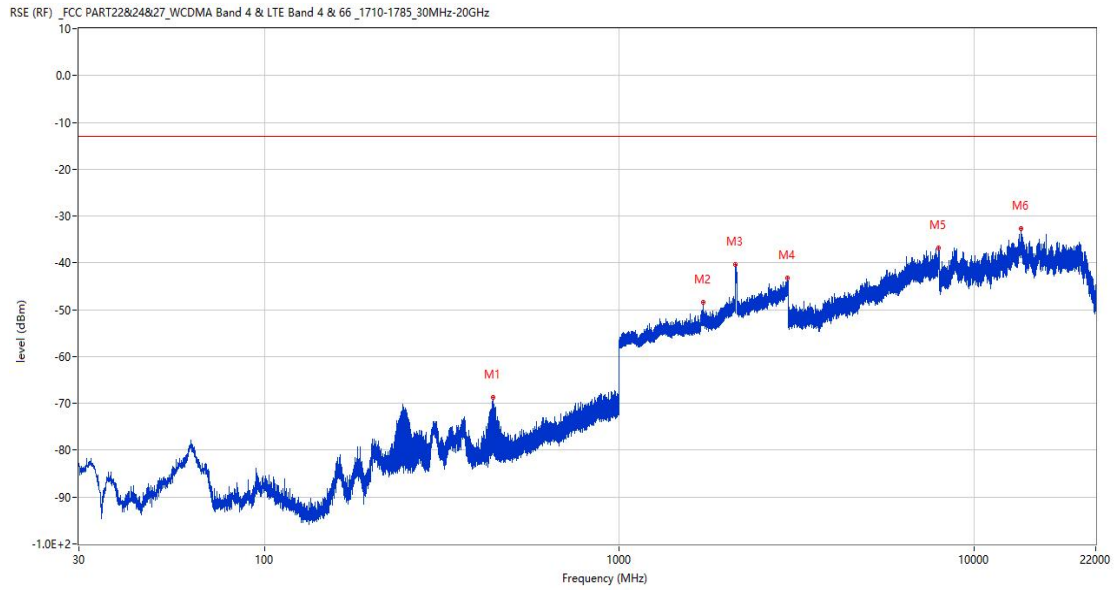
Frequency (MHz)	Result (dBm)	Factor (dB)	PK Limit (dBm)	Margin (dB)	Table (o)	ANT	EUT	Verdict
397.048	-68.54	-8.67	-13.0	55.54	104.00	Horizontal	Horizontal	Pass
1735.100	-49.90	2.42	-13.0	36.90	78.00	Horizontal	Horizontal	N/A
2138.200	-32.61	5.04	-13.0	19.61	266.00	Horizontal	Horizontal	N/A
7405.750	-37.57	17.97	-13.0	24.57	215.00	Horizontal	Horizontal	Pass
13551.974	-33.99	25.21	-13.0	20.99	226.00	Horizontal	Horizontal	Pass
17102.588	-33.83	23.66	-13.0	20.83	360.00	Horizontal	Horizontal	Pass

RSE-H&V LTE Band 4 BW20 CH20175



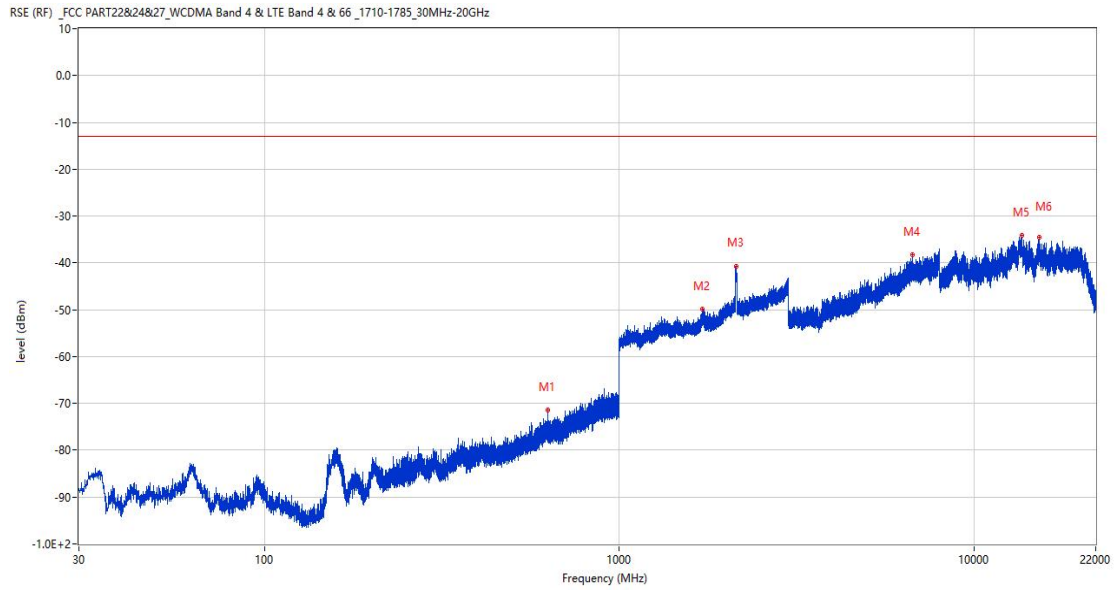
Frequency (MHz)	Result (dBm)	Factor (dB)	PK Limit (dBm)	Margin (dB)	Table (o)	ANT	EUT	Verdict
364.602	-71.56	-10.16	-13.0	58.56	98.00	Horizontal	Vertical	Pass
1713.800	-50.08	2.64	-13.0	37.08	200.00	Horizontal	Vertical	N/A
2133.000	-39.65	4.87	-13.0	26.65	231.00	Horizontal	Vertical	N/A
7801.000	-37.49	18.17	-13.0	24.49	104.00	Horizontal	Vertical	Pass
13567.237	-33.77	25.10	-13.0	20.77	360.00	Horizontal	Vertical	Pass
19847.989	-35.43	21.54	-13.0	22.43	360.00	Horizontal	Vertical	Pass

RSE-V&V LTE Band 4 BW20 CH20175



Frequency (MHz)	Result (dBm)	Factor (dB)	PK Limit (dBm)	Margin (dB)	Table (o)	ANT	EUT	Verdict
441.814	-68.76	-8.28	-13.0	55.76	267.00	Vertical	Vertical	Pass
1722.500	-48.41	2.55	-13.0	35.41	214.00	Vertical	Vertical	N/A
2127.000	-40.40	4.76	-13.0	27.40	147.00	Vertical	Vertical	N/A
2982.100	-43.27	11.14	-13.0	30.27	269.00	Vertical	Vertical	Pass
7940.250	-36.86	18.98	-13.0	23.86	95.00	Vertical	Vertical	Pass
13558.912	-32.66	25.16	-13.0	19.66	64.00	Vertical	Vertical	Pass

RSE-V&H LTE Band 4 BW20 CH20175

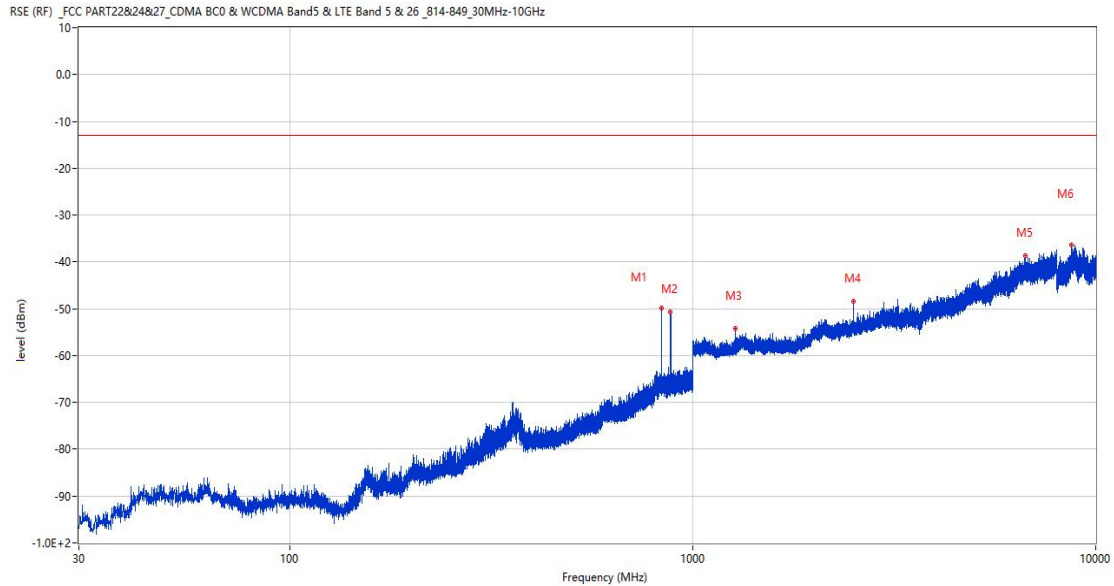


Frequency (MHz)	Result (dBm)	Factor (dB)	PK Limit (dBm)	Margin (dB)	Table (o)	ANT	EUT	Verdict
629.314	-71.43	-3.20	-13.0	58.43	2.00	Vertical	Horizontal	Pass
1717.900	-49.94	2.60	-13.0	36.94	126.00	Vertical	Horizontal	N/A
2137.700	-40.68	5.04	-13.0	27.68	144.00	Vertical	Horizontal	N/A
6687.000	-38.19	17.07	-13.0	25.19	0.00	Vertical	Horizontal	Pass
13592.674	-34.19	24.92	-13.0	21.19	3.00	Vertical	Horizontal	Pass
15229.463	-34.62	23.42	-13.0	21.62	3.00	Vertical	Horizontal	Pass

10 LTE Band 5

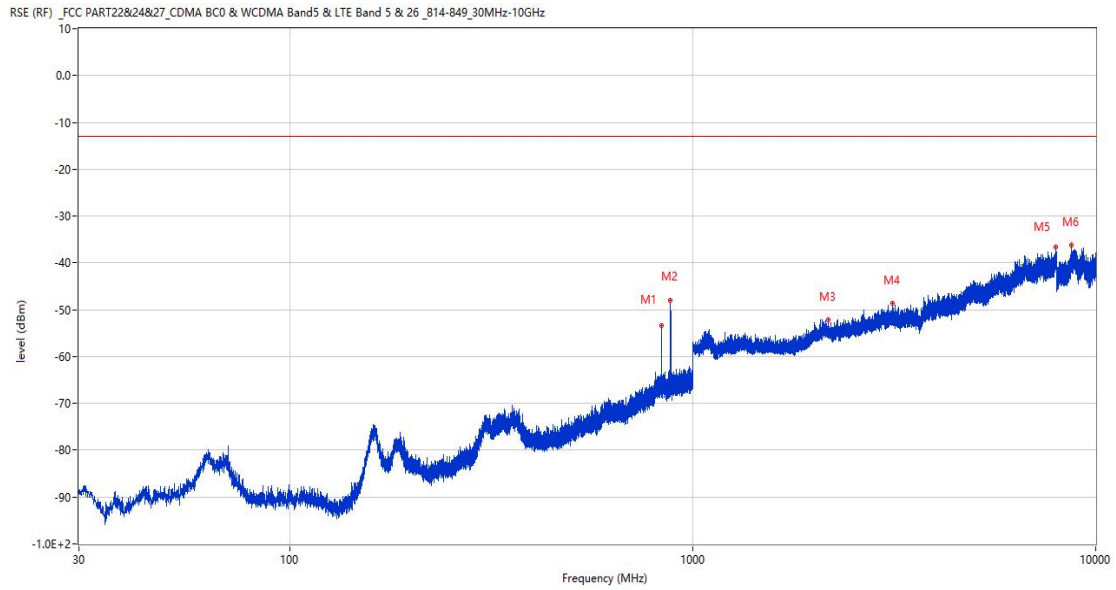
10.1 LTE Band 5 BW1.4, Middle Channel

RSE-H&H LTE Band 5 BW1.4 CH20525



Frequency (MHz)	Result (dBm)	Factor (dB)	PK Limit (dBm)	Margin (dB)	Table (o)	ANT	EUT	Verdict
836.070	-49.92	7.12	-13.0	36.92	194.00	Horizontal	Horizontal	N/A
881.708	-50.75	6.76	-13.0	37.75	316.00	Horizontal	Horizontal	N/A
1273.200	-54.21	-3.61	-13.0	41.21	91.00	Horizontal	Horizontal	Pass
2509.600	-48.35	1.50	-13.0	35.35	315.00	Horizontal	Horizontal	Pass
6694.000	-38.61	16.99	-13.0	25.61	3.00	Horizontal	Horizontal	Pass
8692.799	-36.39	19.20	-13.0	23.39	153.00	Horizontal	Horizontal	Pass

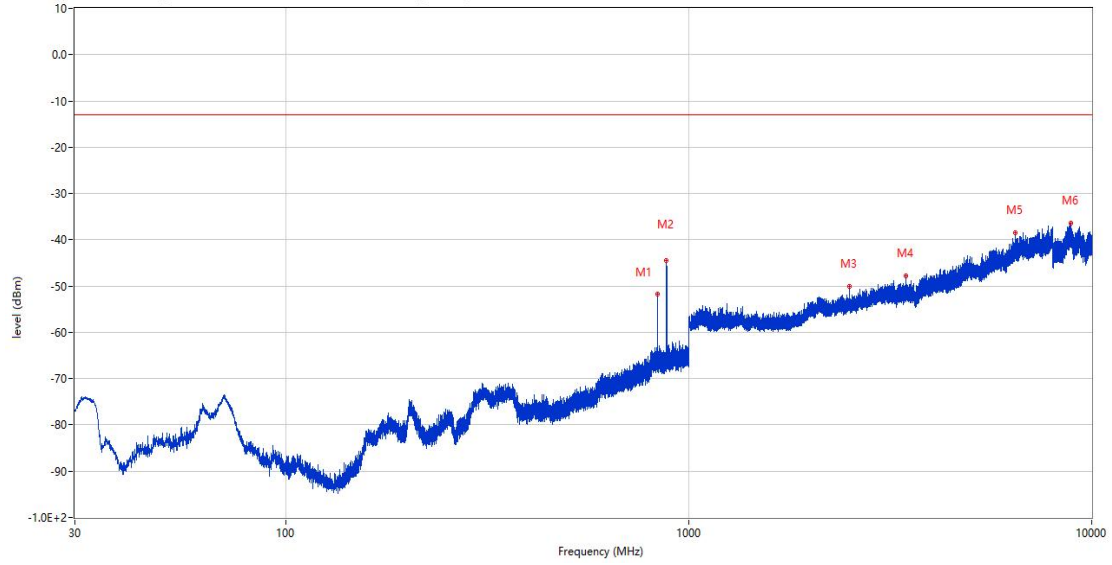
RSE-H&V LTE Band 5 BW1.4 CH20525



Frequency (MHz)	Result (dBm)	Factor (dB)	PK Limit (dBm)	Margin (dB)	Table (o)	ANT	EUT	Verdict
836.119	-53.36	7.12	-13.0	40.36	124.00	Horizontal	Vertical	N/A
881.563	-47.92	6.75	-13.0	34.92	45.00	Horizontal	Vertical	N/A
2170.100	-52.15	-0.08	-13.0	39.15	109.00	Horizontal	Vertical	Pass
3134.000	-48.72	6.96	-13.0	35.72	275.00	Horizontal	Vertical	Pass
7949.000	-36.62	18.67	-13.0	23.62	230.00	Horizontal	Vertical	Pass
8699.400	-36.28	19.40	-13.0	23.28	253.00	Horizontal	Vertical	Pass

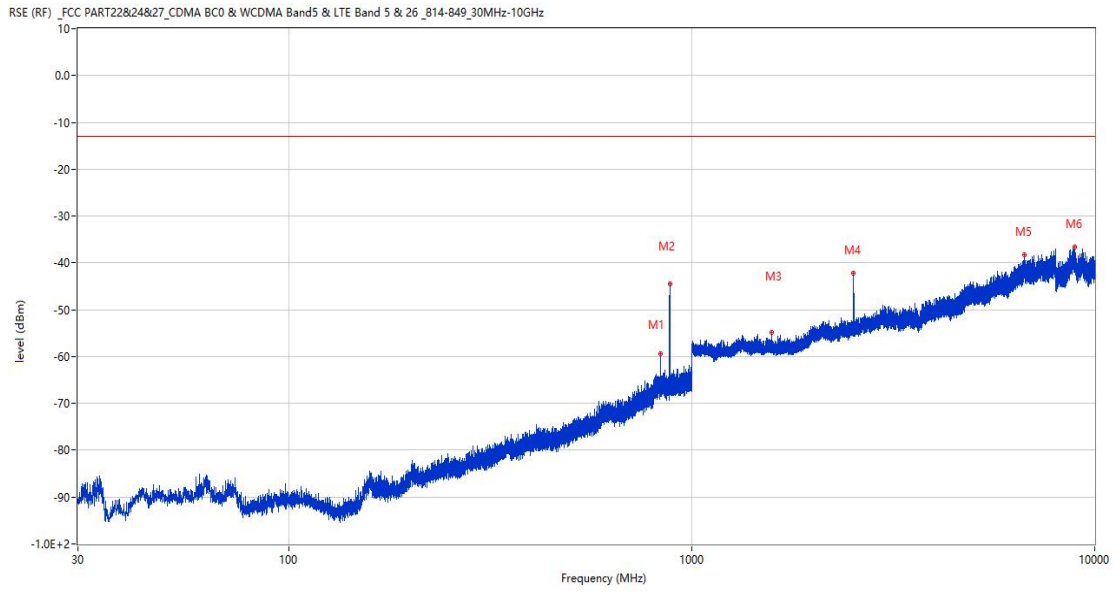
RSE-V&V LTE Band 5 BW1.4 CH20525

RSE (RF) _FCC PART22&24&27_CDMA BC0 & WCDMA Band5 & LTE Band 5 & 26_814-849_30MHz-10GHz



Frequency (MHz)	Result (dBm)	Factor (dB)	PK Limit (dBm)	Margin (dB)	Table (o)	ANT	EUT	Verdict
836.070	-51.70	7.12	-13.0	38.70	28.00	Vertical	Vertical	N/A
881.369	-44.42	6.74	-13.0	31.42	300.00	Vertical	Vertical	N/A
2509.000	-50.11	1.54	-13.0	37.11	221.00	Vertical	Vertical	Pass
3453.750	-47.75	7.16	-13.0	34.75	84.00	Vertical	Vertical	Pass
6468.500	-38.50	16.05	-13.0	25.50	84.00	Vertical	Vertical	Pass
8882.500	-36.48	19.96	-13.0	23.48	3.00	Vertical	Vertical	Pass

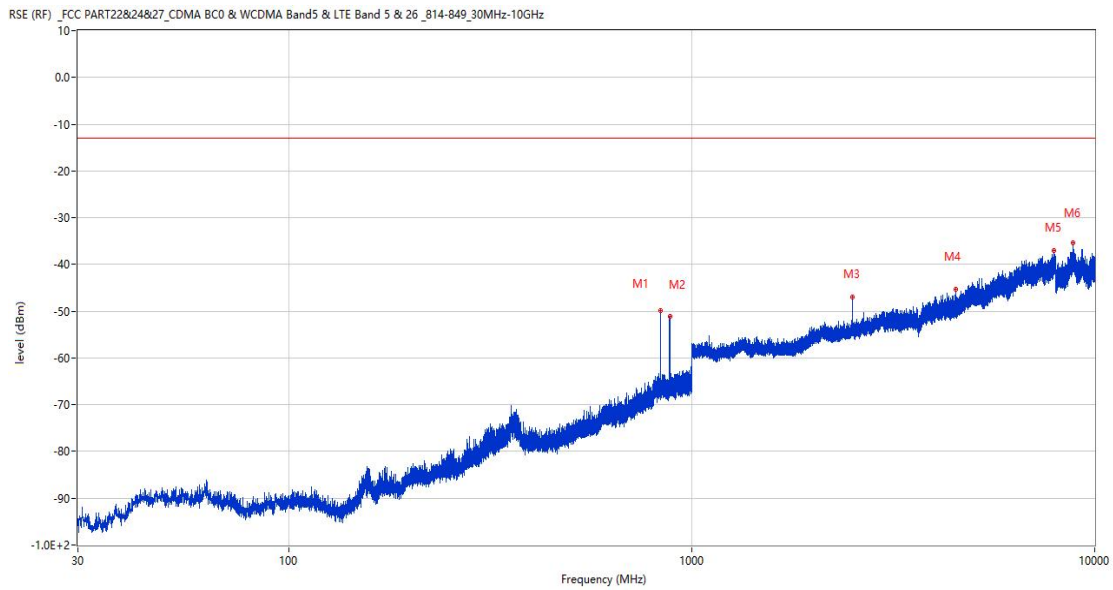
RSE-V&H LTE Band 5 BW1.4 CH20525



Frequency (MHz)	Result (dBm)	Factor (dB)	PK Limit (dBm)	Margin (dB)	Table (o)	ANT	EUT	Verdict
836.022	-59.32	7.12	-13.0	46.32	113.00	Vertical	Horizontal	N/A
881.903	-44.56	6.76	-13.0	31.56	206.00	Vertical	Horizontal	N/A
1581.100	-54.88	-3.38	-13.0	41.88	278.00	Vertical	Horizontal	Pass
2519.200	-42.28	1.14	-13.0	29.28	309.00	Vertical	Horizontal	Pass
6691.250	-38.31	17.05	-13.0	25.31	102.00	Vertical	Horizontal	Pass
8903.800	-36.61	19.73	-13.0	23.61	40.00	Vertical	Horizontal	Pass

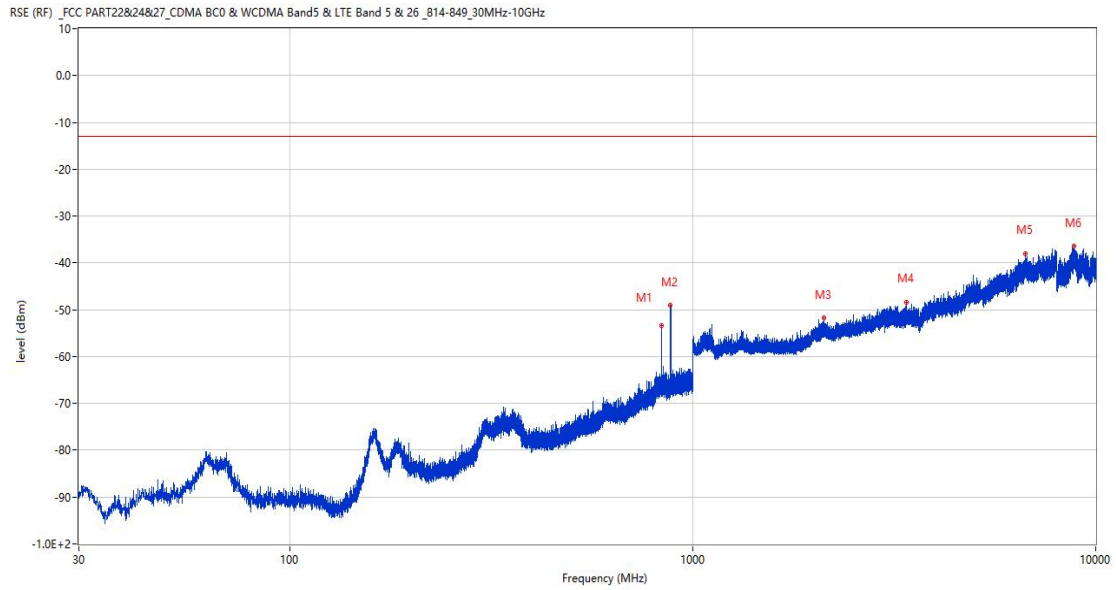
10.2 LTE Band 5 BW3, Middle Channel

RSE-H&H LTE Band 5 BW3 CH20525



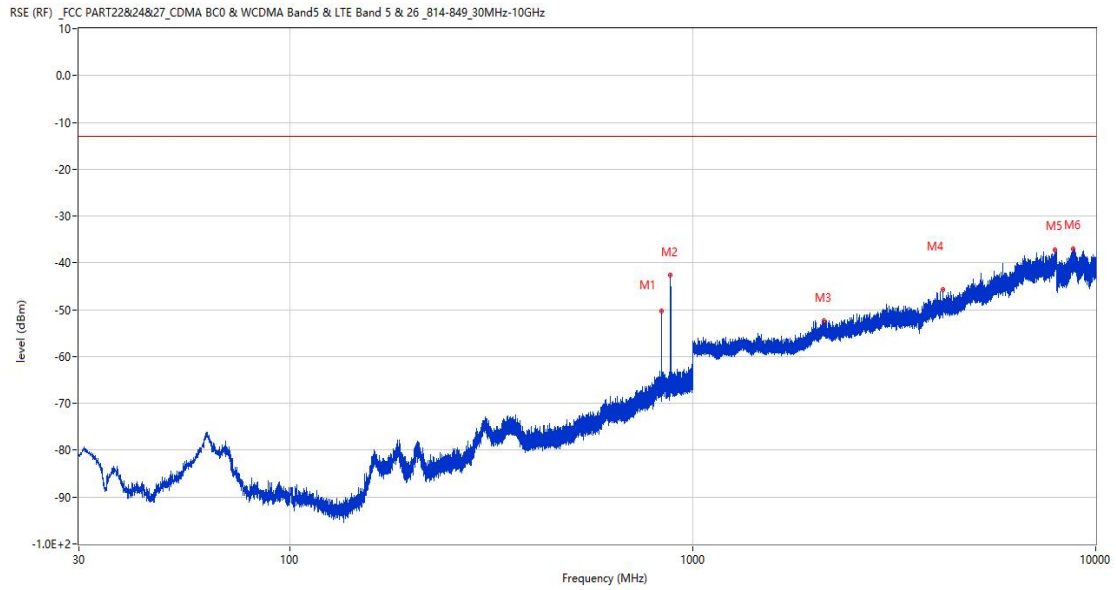
Frequency (MHz)	Result (dBm)	Factor (dB)	PK Limit (dBm)	Margin (dB)	Table (o)	ANT	EUT	Verdict
835.294	-49.85	7.11	-13.0	36.85	200.00	Horizontal	Horizontal	N/A
882.630	-51.04	6.83	-13.0	38.04	307.00	Horizontal	Horizontal	N/A
2506.600	-47.03	1.74	-13.0	34.03	320.00	Horizontal	Horizontal	Pass
4519.750	-45.22	10.99	-13.0	32.22	251.00	Horizontal	Horizontal	Pass
7918.000	-37.09	18.18	-13.0	24.09	360.00	Horizontal	Horizontal	Pass
8849.100	-35.27	20.35	-13.0	22.27	290.00	Horizontal	Horizontal	Pass

RSE-H&V LTE Band 5 BW3 CH20525



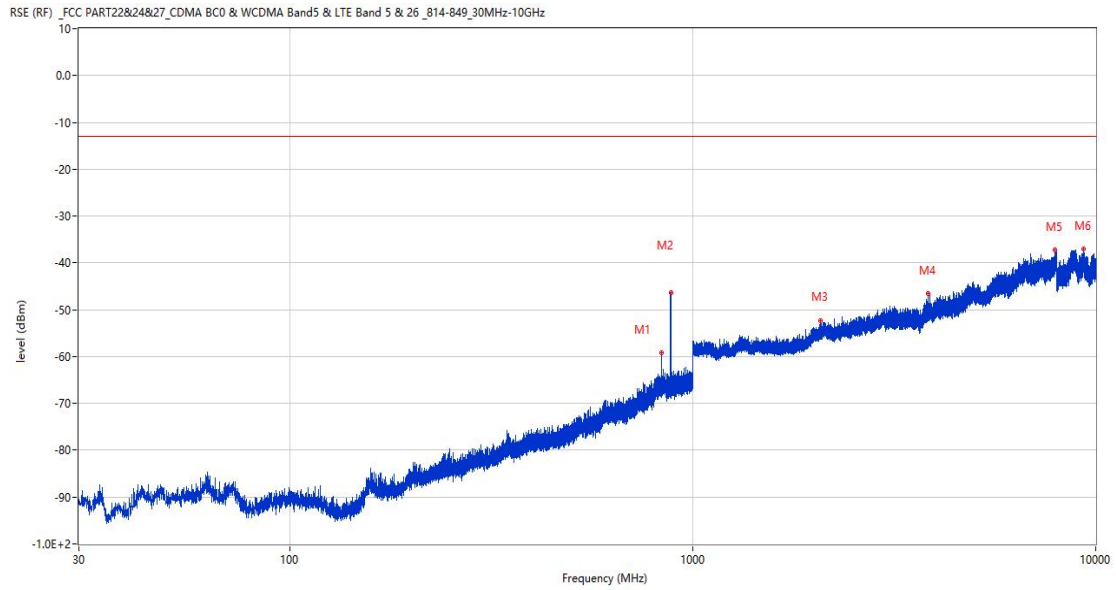
Frequency (MHz)	Result (dBm)	Factor (dB)	PK Limit (dBm)	Margin (dB)	Table (o)	ANT	EUT	Verdict
835.246	-53.43	7.10	-13.0	40.43	125.00	Horizontal	Vertical	N/A
881.175	-49.03	6.74	-13.0	36.03	59.00	Horizontal	Vertical	N/A
2115.100	-51.79	0.05	-13.0	38.79	208.00	Horizontal	Vertical	Pass
3397.750	-48.34	7.44	-13.0	35.34	225.00	Horizontal	Vertical	Pass
6705.000	-38.13	16.72	-13.0	25.13	323.00	Horizontal	Vertical	Pass
8854.100	-36.44	20.31	-13.0	23.44	231.00	Horizontal	Vertical	Pass

RSE-V&V LTE Band 5 BW3 CH20525



Frequency (MHz)	Result (dBm)	Factor (dB)	PK Limit (dBm)	Margin (dB)	Table (o)	ANT	EUT	Verdict
835.246	-50.22	7.10	-13.0	37.22	355.00	Vertical	Vertical	N/A
881.757	-42.69	6.76	-13.0	29.69	171.00	Vertical	Vertical	N/A
2116.000	-52.28	0.09	-13.0	39.28	215.00	Vertical	Vertical	Pass
4186.000	-45.63	10.15	-13.0	32.63	116.00	Vertical	Vertical	Pass
7936.500	-37.15	18.94	-13.0	24.15	292.00	Vertical	Vertical	Pass
8809.400	-36.94	19.69	-13.0	23.94	50.00	Vertical	Vertical	Pass

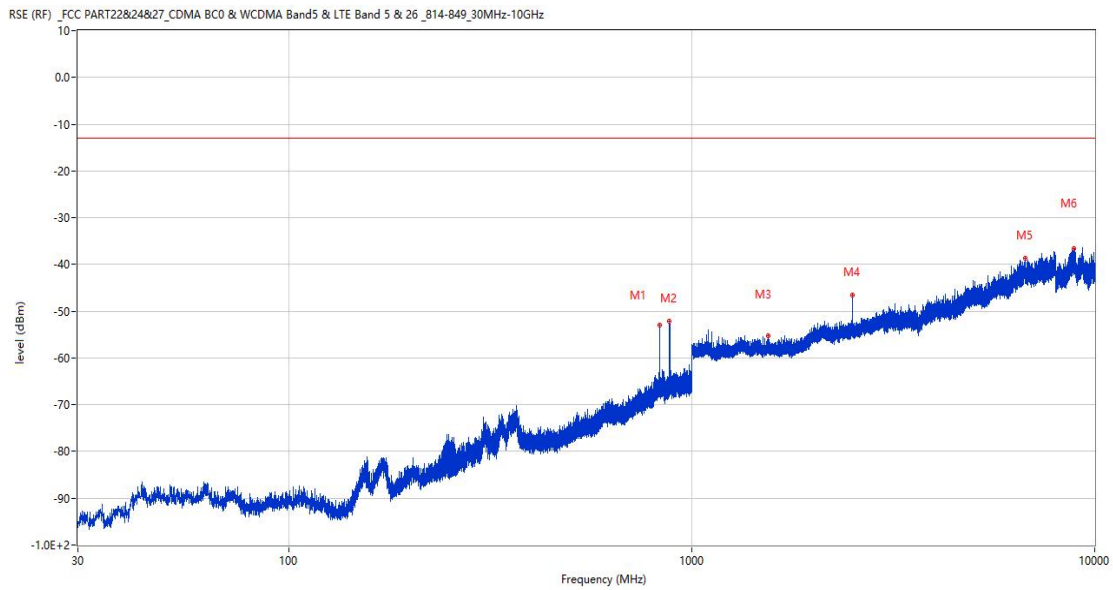
RSE-V&H LTE Band 5 BW3 CH20525



Frequency (MHz)	Result (dBm)	Factor (dB)	PK Limit (dBm)	Margin (dB)	Table (o)	ANT	EUT	Verdict
835.294	-59.19	7.11	-13.0	46.19	326.00	Vertical	Horizontal	N/A
882.727	-46.36	6.84	-13.0	33.36	218.00	Vertical	Horizontal	N/A
2080.200	-52.28	0.12	-13.0	39.28	52.00	Vertical	Horizontal	Pass
3832.500	-46.54	9.07	-13.0	33.54	3.00	Vertical	Horizontal	Pass
7931.750	-37.24	18.77	-13.0	24.24	1.00	Vertical	Horizontal	Pass
9326.599	-36.97	19.44	-13.0	23.97	140.00	Vertical	Horizontal	Pass

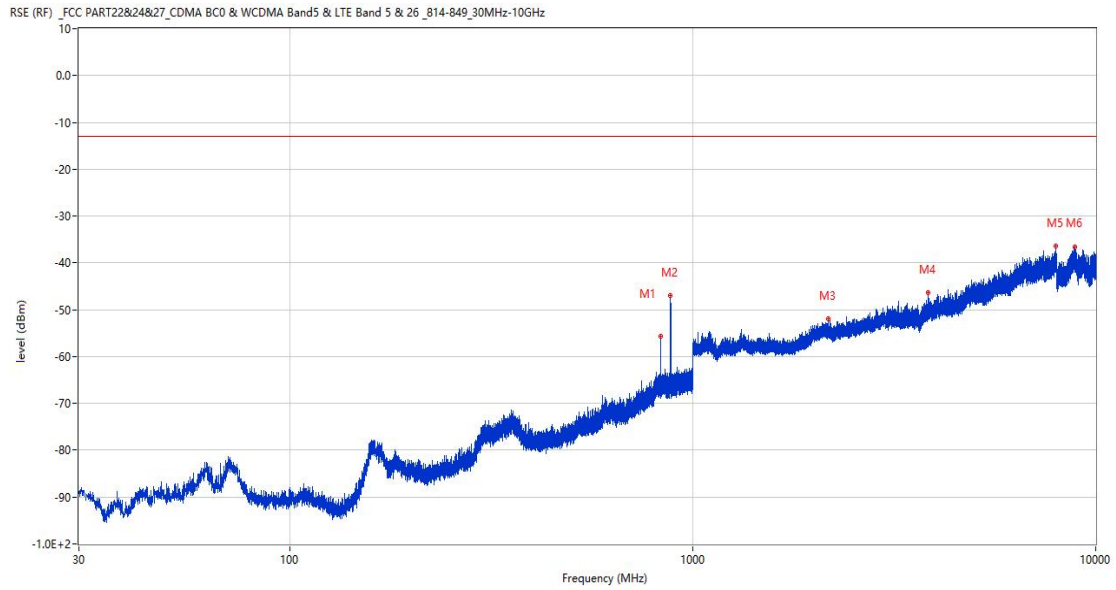
10.3 LTE Band 5 BW5, Middle Channel

RSE-H&H LTE Band 5 BW5 CH20525



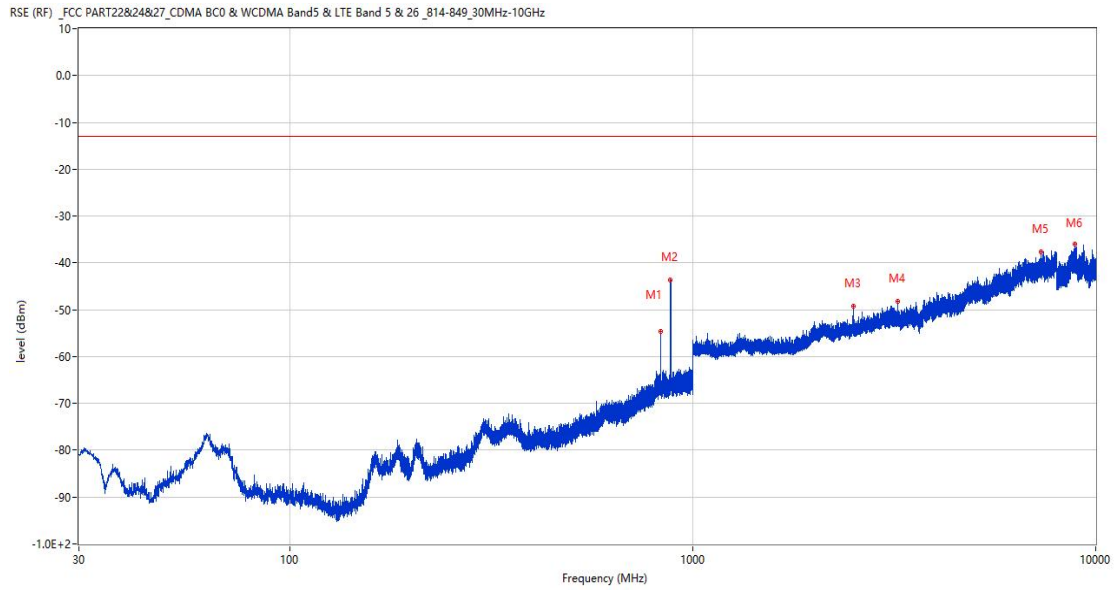
Frequency (MHz)	Result (dBm)	Factor (dB)	PK Limit (dBm)	Margin (dB)	Table (o)	ANT	EUT	Verdict
834.421	-52.99	7.09	-13.0	39.99	186.00	Horizontal	Horizontal	N/A
880.738	-52.25	6.73	-13.0	39.25	303.00	Horizontal	Horizontal	N/A
1546.000	-55.19	-3.13	-13.0	42.19	220.00	Horizontal	Horizontal	Pass
2504.100	-46.66	1.97	-13.0	33.66	314.00	Horizontal	Horizontal	Pass
6728.250	-38.75	16.48	-13.0	25.75	267.00	Horizontal	Horizontal	Pass
8869.800	-36.56	20.12	-13.0	23.56	131.00	Horizontal	Horizontal	Pass

RSE-H&V LTE Band 5 BW5 CH20525



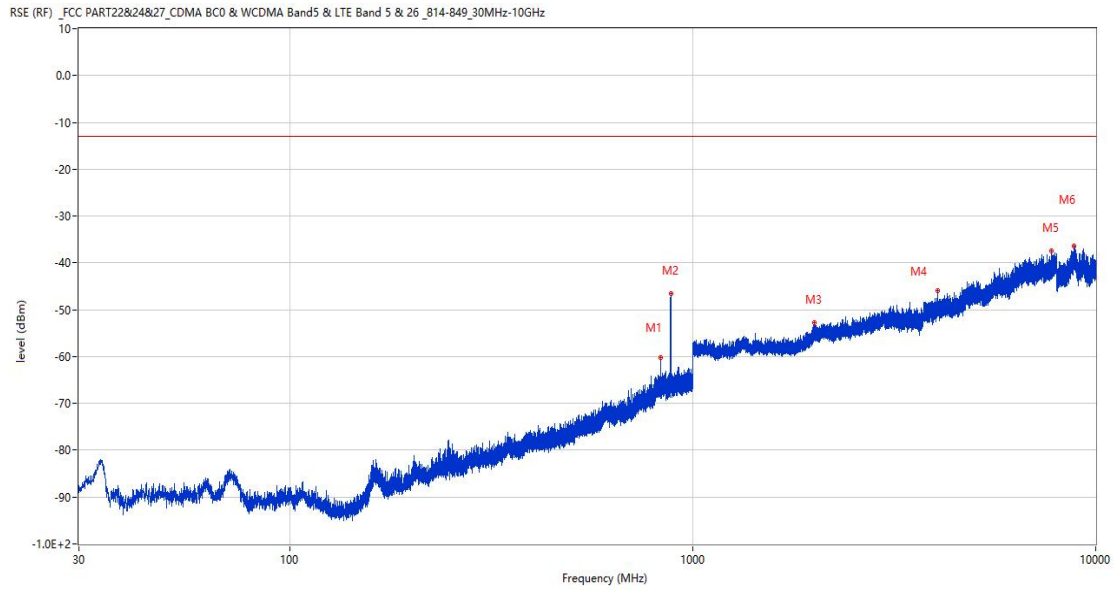
Frequency (MHz)	Result (dBm)	Factor (dB)	PK Limit (dBm)	Margin (dB)	Table (o)	ANT	EUT	Verdict
834.372	-55.74	7.09	-13.0	42.74	359.00	Horizontal	Vertical	N/A
881.660	-46.98	6.75	-13.0	33.98	37.00	Horizontal	Vertical	N/A
2172.000	-51.94	-0.11	-13.0	38.94	122.00	Horizontal	Vertical	Pass
3834.750	-46.29	9.05	-13.0	33.29	29.00	Horizontal	Vertical	Pass
7940.750	-36.37	18.98	-13.0	23.37	294.00	Horizontal	Vertical	Pass
8893.300	-36.53	19.83	-13.0	23.53	48.00	Horizontal	Vertical	Pass

RSE-V&V LTE Band 5 BW5 CH20525



Frequency (MHz)	Result (dBm)	Factor (dB)	PK Limit (dBm)	Margin (dB)	Table (o)	ANT	EUT	Verdict
834.372	-54.61	7.09	-13.0	41.61	0.00	Vertical	Vertical	N/A
881.417	-43.61	6.74	-13.0	30.61	163.00	Vertical	Vertical	N/A
2503.800	-49.19	2.00	-13.0	36.19	226.00	Vertical	Vertical	Pass
3229.000	-48.17	6.41	-13.0	35.17	242.00	Vertical	Vertical	Pass
7318.000	-37.62	17.14	-13.0	24.62	296.00	Vertical	Vertical	Pass
8882.201	-36.04	19.97	-13.0	23.04	75.00	Vertical	Vertical	Pass

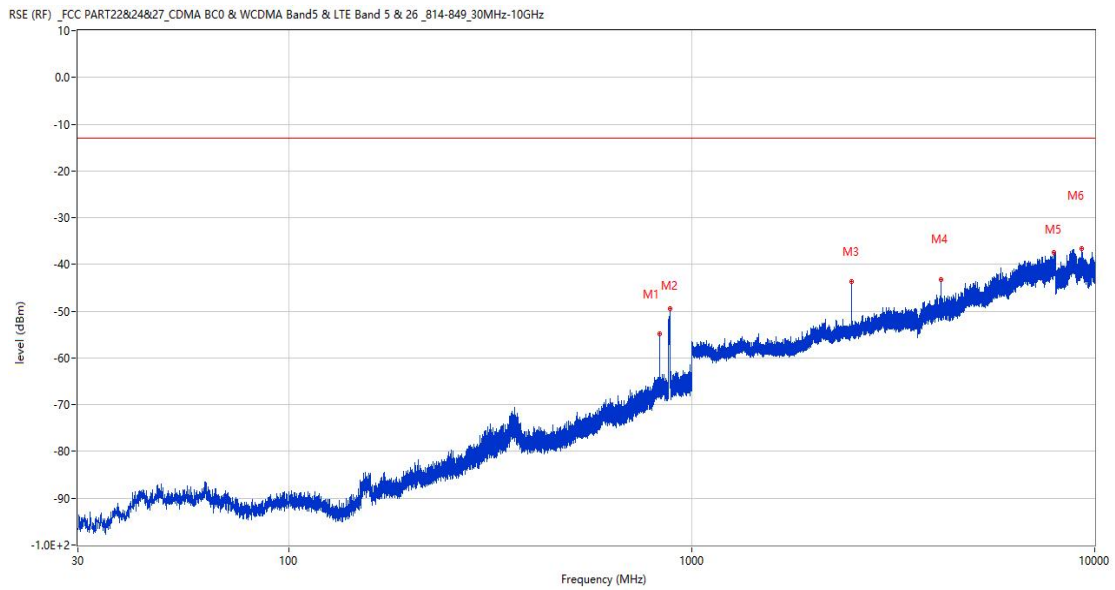
RSE-V&H LTE Band 5 BW5 CH20525



Frequency (MHz)	Result (dBm)	Factor (dB)	PK Limit (dBm)	Margin (dB)	Table (o)	ANT	EUT	Verdict
834.372	-60.23	7.09	-13.0	47.23	229.00	Vertical	Horizontal	N/A
882.339	-46.50	6.79	-13.0	33.50	213.00	Vertical	Horizontal	N/A
2001.400	-52.87	-1.17	-13.0	39.87	241.00	Vertical	Horizontal	Pass
4059.500	-45.99	10.82	-13.0	32.99	153.00	Vertical	Horizontal	Pass
7769.000	-37.46	17.89	-13.0	24.46	300.00	Vertical	Horizontal	Pass
8839.300	-36.40	20.18	-13.0	23.40	39.00	Vertical	Horizontal	Pass

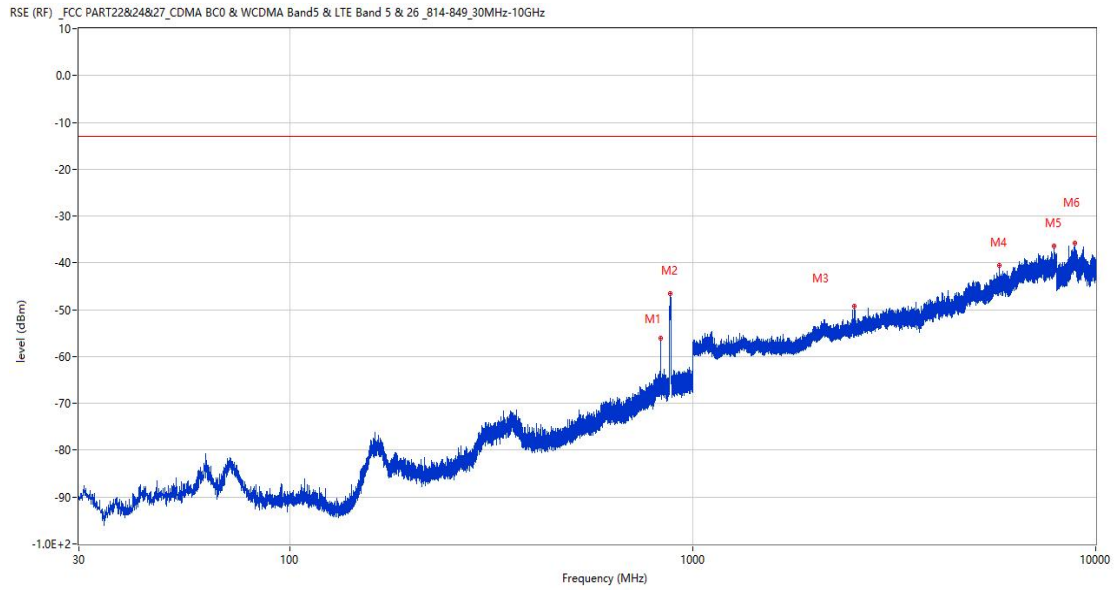
10.4 LTE Band 5 BW10, Middle Channel

RSE-H&H LTE Band 5 BW10 CH20525



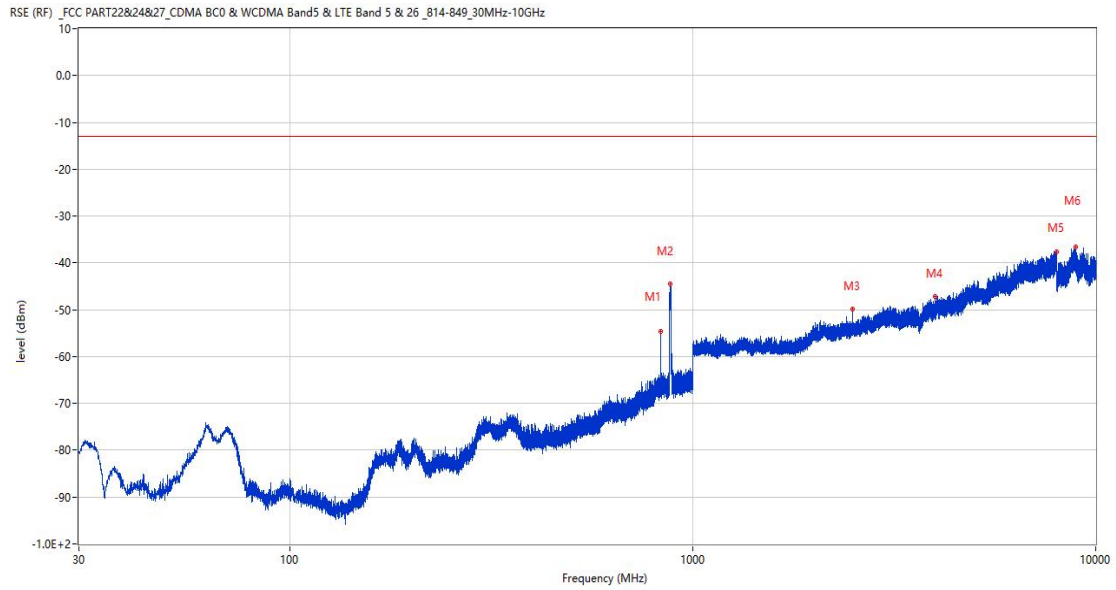
Frequency (MHz)	Result (dBm)	Factor (dB)	PK Limit (dBm)	Margin (dB)	Table (o)	ANT	EUT	Verdict
832.093	-54.82	7.05	-13.0	41.82	197.00	Horizontal	Horizontal	N/A
884.182	-49.47	7.02	-13.0	36.47	307.00	Horizontal	Horizontal	N/A
2497.500	-43.60	2.20	-13.0	30.60	320.00	Horizontal	Horizontal	Pass
4161.250	-43.26	9.77	-13.0	30.26	2.00	Horizontal	Horizontal	Pass
7903.750	-37.47	17.90	-13.0	24.47	3.00	Horizontal	Horizontal	Pass
9302.200	-36.69	19.77	-13.0	23.69	360.00	Horizontal	Horizontal	Pass

RSE-H&V LTE Band 5 BW10 CH20525



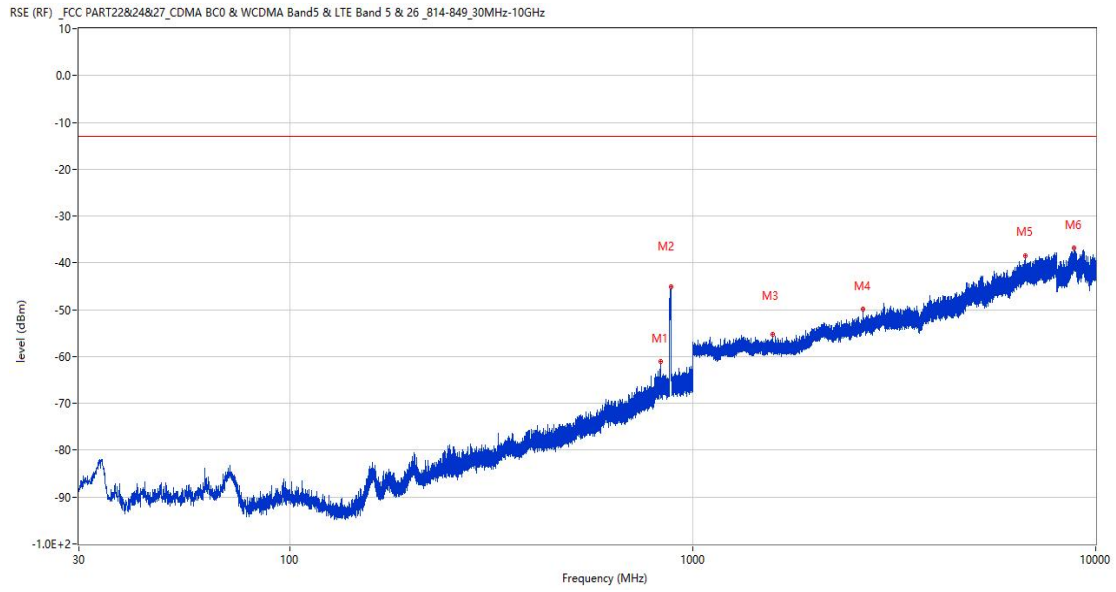
Frequency (MHz)	Result (dBm)	Factor (dB)	PK Limit (dBm)	Margin (dB)	Table (o)	ANT	EUT	Verdict
832.093	-56.06	7.05	-13.0	43.06	122.00	Horizontal	Vertical	N/A
880.205	-46.65	6.64	-13.0	33.65	31.00	Horizontal	Vertical	N/A
2518.500	-49.29	1.14	-13.0	36.29	0.00	Horizontal	Vertical	Pass
5768.750	-40.64	14.37	-13.0	27.64	7.00	Horizontal	Vertical	Pass
7867.750	-36.41	17.90	-13.0	23.41	0.00	Horizontal	Vertical	Pass
8863.100	-35.82	20.20	-13.0	22.82	299.00	Horizontal	Vertical	Pass

RSE-V&V LTE Band 5 BW10 CH20525



Frequency (MHz)	Result (dBm)	Factor (dB)	PK Limit (dBm)	Margin (dB)	Table (o)	ANT	EUT	Verdict
832.142	-54.57	7.05	-13.0	41.57	9.00	Vertical	Vertical	N/A
881.030	-44.41	6.74	-13.0	31.41	288.00	Vertical	Vertical	N/A
2497.300	-49.90	2.21	-13.0	36.90	202.00	Vertical	Vertical	Pass
3997.000	-47.17	9.93	-13.0	34.17	28.00	Vertical	Vertical	Pass
7991.250	-37.55	18.47	-13.0	24.55	334.00	Vertical	Vertical	Pass
8924.100	-36.67	19.60	-13.0	23.67	1.00	Vertical	Vertical	Pass

RSE-V&H LTE Band 5 BW10 CH20525

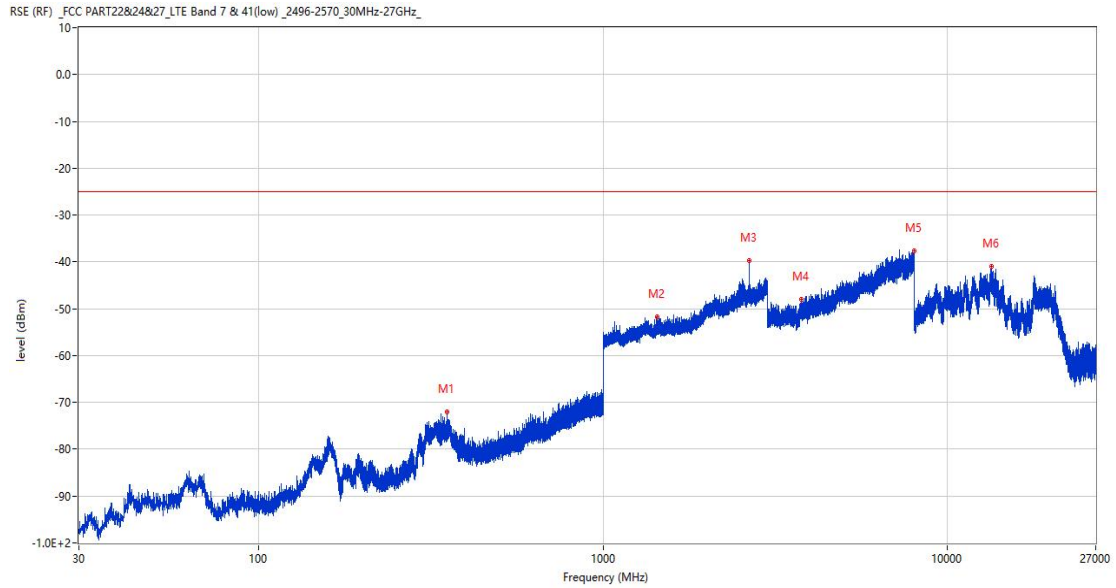


Frequency (MHz)	Result (dBm)	Factor (dB)	PK Limit (dBm)	Margin (dB)	Table (o)	ANT	EUT	Verdict
832.142	-61.12	7.05	-13.0	48.12	210.00	Vertical	Horizontal	N/A
885.346	-45.09	7.12	-13.0	32.09	222.00	Vertical	Horizontal	N/A
1581.400	-55.16	-3.39	-13.0	42.16	134.00	Vertical	Horizontal	Pass
2641.900	-49.90	2.22	-13.0	36.90	103.00	Vertical	Horizontal	Pass
6684.500	-38.39	16.99	-13.0	25.39	136.00	Vertical	Horizontal	Pass
8846.800	-36.85	20.31	-13.0	23.85	267.00	Vertical	Horizontal	Pass

11 LTE Band 7

11.1 LTE Band 7 BW5, Middle Channel

RSE-H&H LTE Band 7 BW5 CH21100



Frequency (MHz)	Result (dBm)	Factor (dB)	PK Limit (dBm)	Margin (dB)	Table (o)	ANT	EUT	Verdict
352.379	-72.14	-9.85	-25.0	47.14	107.00	Horizontal	Horizontal	Pass
1439.000	-51.71	0.68	-25.0	26.71	38.00	Horizontal	Horizontal	Pass
2654.800	-39.67	8.40	-25.0	14.67	330.00	Horizontal	Horizontal	N/A
3761.250	-48.00	9.15	-25.0	23.00	257.00	Horizontal	Horizontal	Pass
7998.500	-37.67	18.88	-25.0	12.67	170.00	Horizontal	Horizontal	Pass
13426.463	-41.03	16.43	-25.0	16.03	240.00	Horizontal	Horizontal	Pass