

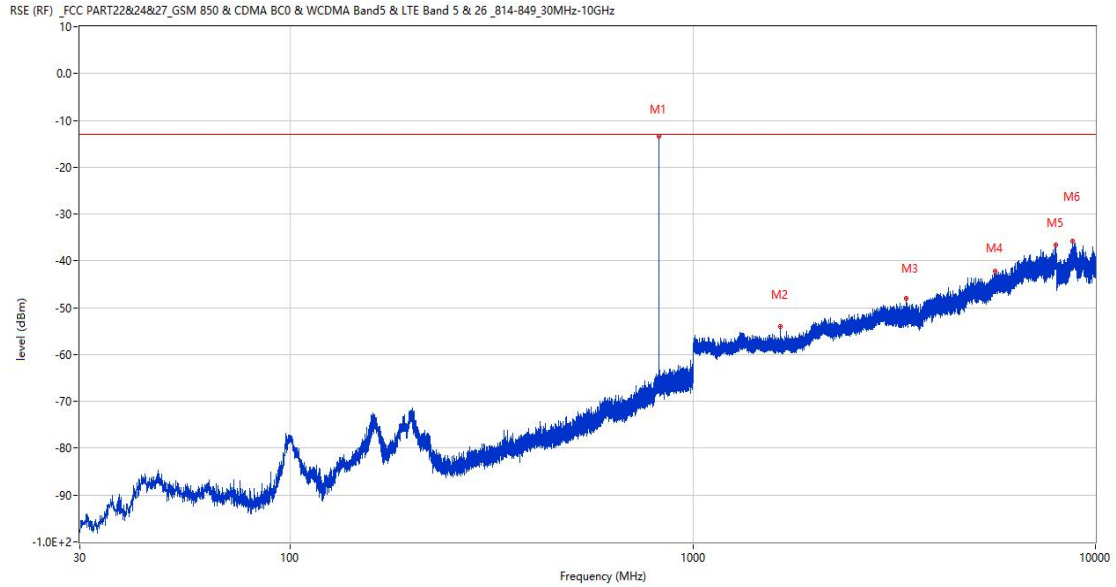
A.7 Field Strength of Spurious Radiation

GSM

1 GSM 850

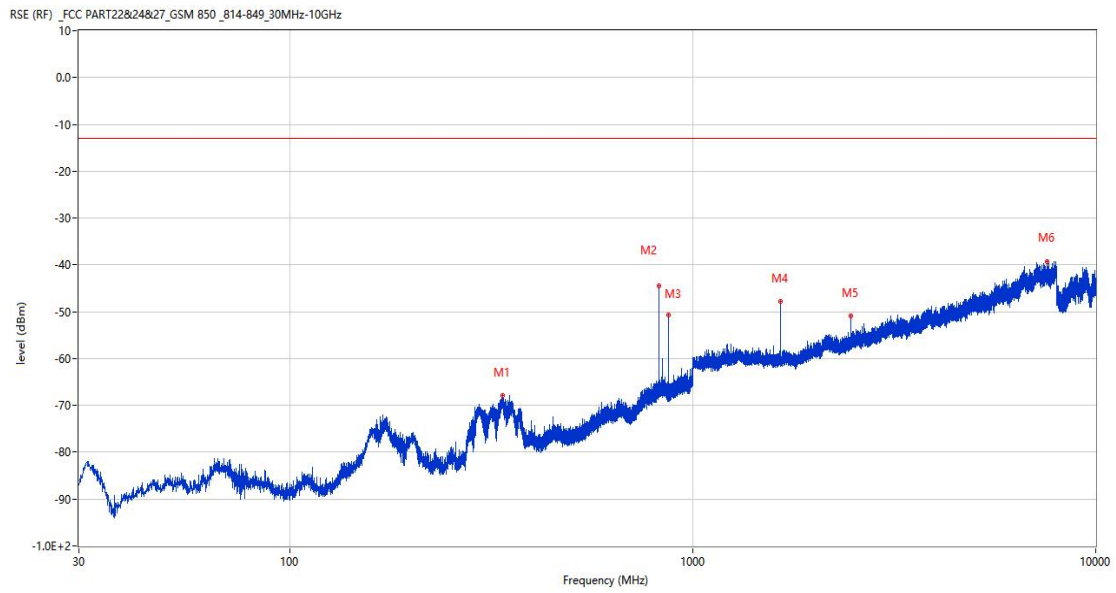
1.1 GSM 850 Low Channel

RSE-H&H GSM 850 CH128



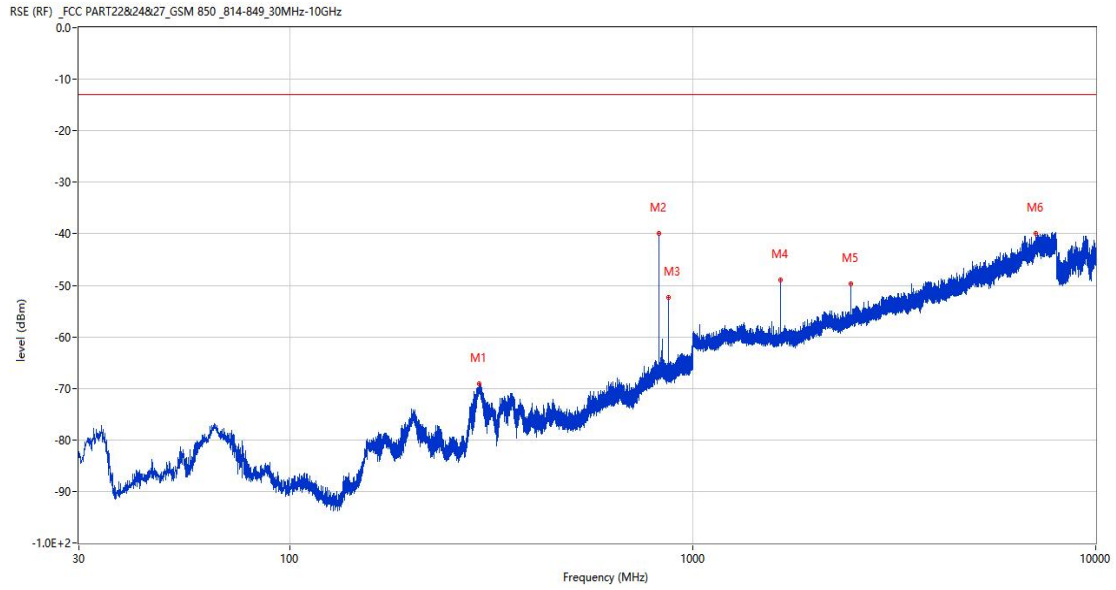
Frequency (MHz)	Result (dBm)	Factor (dB)	PK Limit (dBm)	Margin (dB)	Table (o)	ANT	EUT	Verdict
296.653	-72.78	-11.65	-13.0	59.78	122.00	Horizontal	Horizontal	Pass
824.284	-48.71	4.26	-13.0	35.71	212.00	Horizontal	Horizontal	N/A
869.244	-55.70	3.50	-13.0	42.70	229.00	Horizontal	Horizontal	N/A
1649.200	-49.26	-5.91	-13.0	36.26	162.00	Horizontal	Horizontal	Pass
2473.200	-47.01	-1.67	-13.0	34.01	350.00	Horizontal	Horizontal	Pass
7873.250	-38.25	14.58	-13.0	25.25	42.00	Horizontal	Horizontal	Pass

RSE-H&V GSM 850 CH128



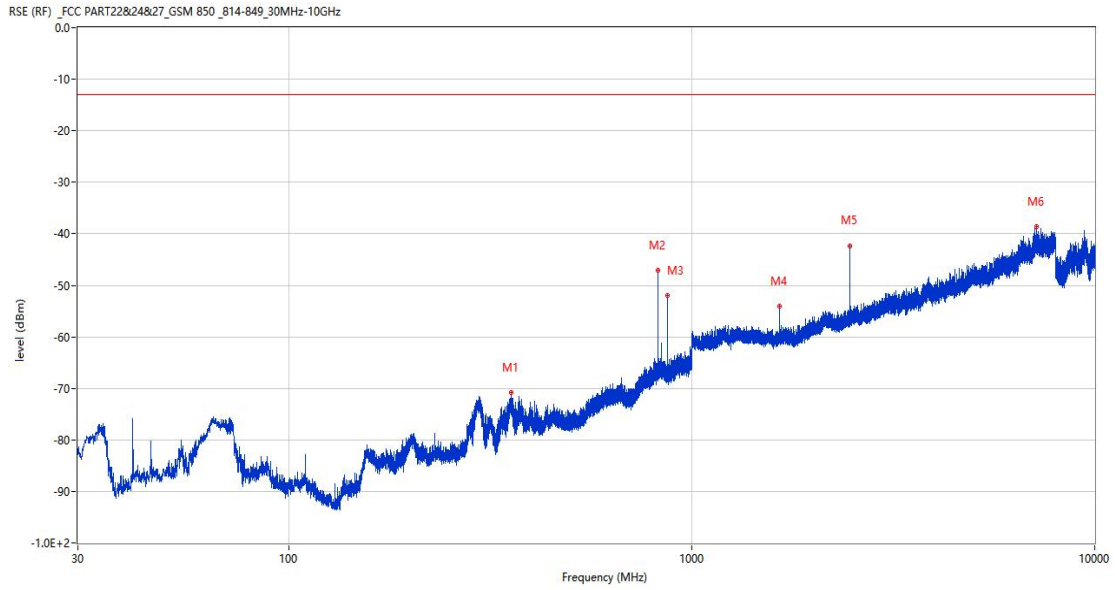
Frequency (MHz)	Result (dBm)	Factor (dB)	PK Limit (dBm)	Margin (dB)	Table (o)	ANT	EUT	Verdict
337.005	-67.92	-10.97	-13.0	54.92	87.00	Horizontal	Vertical	Pass
824.284	-44.44	4.26	-13.0	31.44	210.00	Horizontal	Vertical	N/A
869.196	-50.70	3.50	-13.0	37.70	232.00	Horizontal	Vertical	N/A
1648.900	-47.88	-5.92	-13.0	34.88	128.00	Horizontal	Vertical	Pass
2473.500	-50.95	-1.65	-13.0	37.95	153.00	Horizontal	Vertical	Pass
7580.750	-39.29	14.34	-13.0	26.29	273.00	Horizontal	Vertical	Pass

RSE-V&V GSM 850 CH128



Frequency (MHz)	Result (dBm)	Factor (dB)	Limit (dBm)	Margin (dB)	Table (o)	ANT	EUT	Verdict
294.616	-69.07	-11.32	-13.0	56.07	0.00	Vertical	Vertical	Pass
824.236	-39.91	4.26	-13.0	26.91	49.00	Vertical	Vertical	N/A
869.292	-52.36	3.51	-13.0	39.36	222.00	Vertical	Vertical	N/A
1649.200	-48.89	-5.91	-13.0	35.89	18.00	Vertical	Vertical	Pass
2473.700	-49.72	-1.63	-13.0	36.72	152.00	Vertical	Vertical	Pass
7104.750	-39.88	13.59	-13.0	26.88	0.00	Vertical	Vertical	Pass

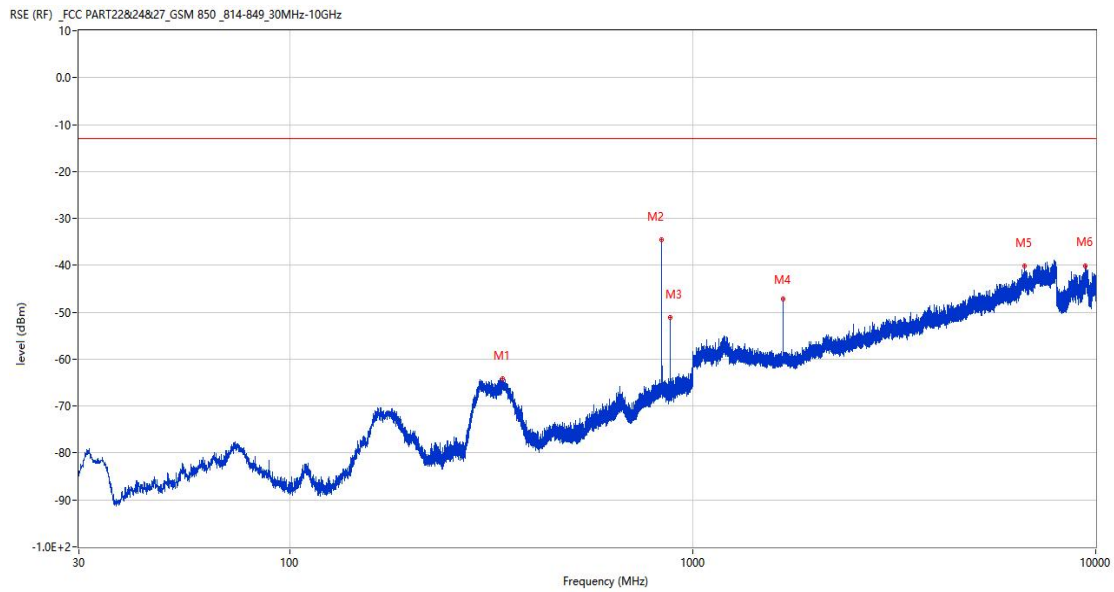
RSE-V&H GSM 850 CH128



Frequency (MHz)	Result (dBm)	Factor (dB)	PK Limit (dBm)	Margin (dB)	Table (o)	ANT	EUT	Verdict
357.084	-70.87	-9.25	-13.0	57.87	78.00	Vertical	Horizontal	Pass
824.236	-47.12	4.26	-13.0	34.12	234.00	Vertical	Horizontal	N/A
869.244	-51.94	3.50	-13.0	38.94	78.00	Vertical	Horizontal	N/A
1648.900	-54.07	-5.92	-13.0	41.07	22.00	Vertical	Horizontal	Pass
2473.500	-42.31	-1.65	-13.0	29.31	16.00	Vertical	Horizontal	Pass
7156.250	-38.70	13.87	-13.0	25.70	347.00	Vertical	Horizontal	Pass

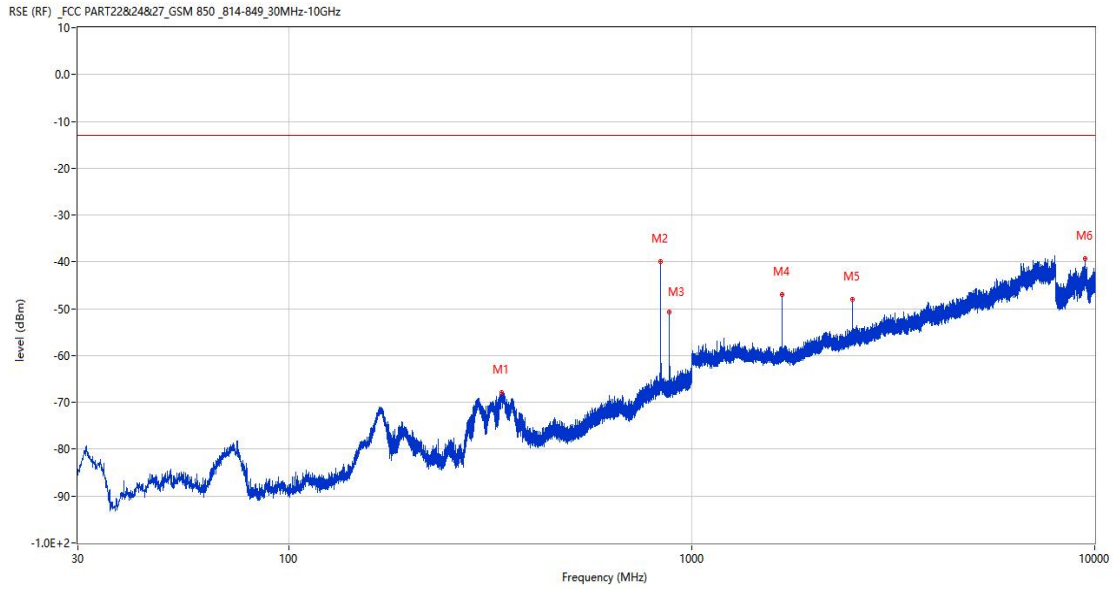
1.2 GSM 850 Middle Channel

RSE-H&H GSM 850 CH190



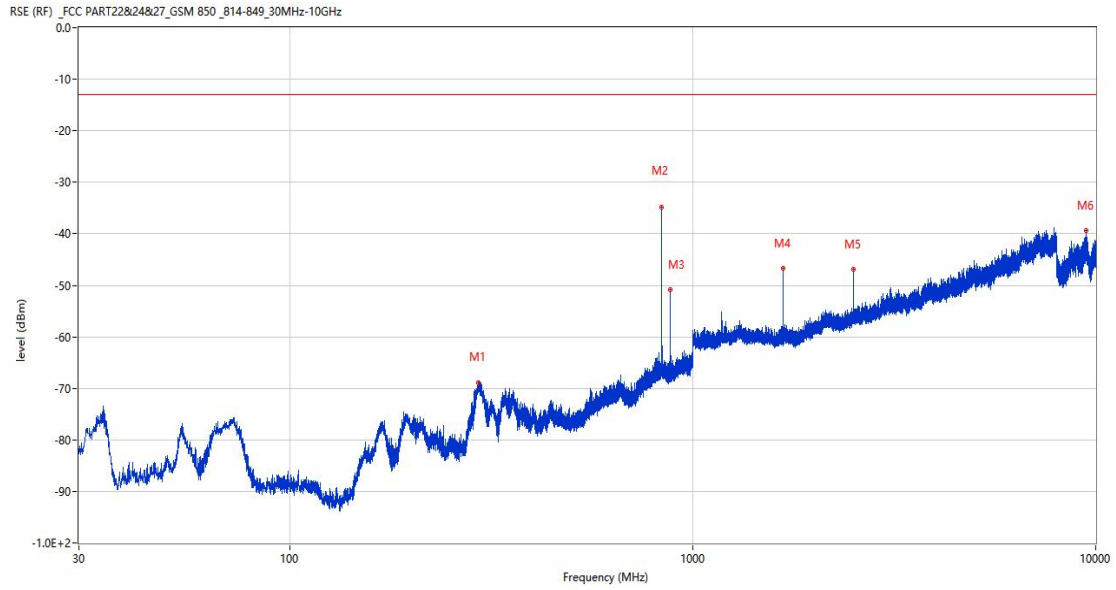
Frequency (MHz)	Result (dBm)	Factor (dB)	PK Limit (dBm)	Margin (dB)	Table (o)	ANT	EUT	Verdict
337.733	-64.13	-10.86	-13.0	51.13	76.00	Horizontal	Horizontal	Pass
836.652	-40.57	4.74	-13.0	27.57	360.00	Horizontal	Horizontal	N/A
881.612	-53.35	3.51	-13.0	40.35	238.00	Horizontal	Horizontal	N/A
1673.900	-47.19	-5.63	-13.0	34.19	151.00	Horizontal	Horizontal	Pass
6657.500	-40.20	12.75	-13.0	27.20	138.00	Horizontal	Horizontal	Pass
9434.599	-40.03	13.65	-13.0	27.03	207.00	Horizontal	Horizontal	Pass

RSE-H&V GSM 850 CH190



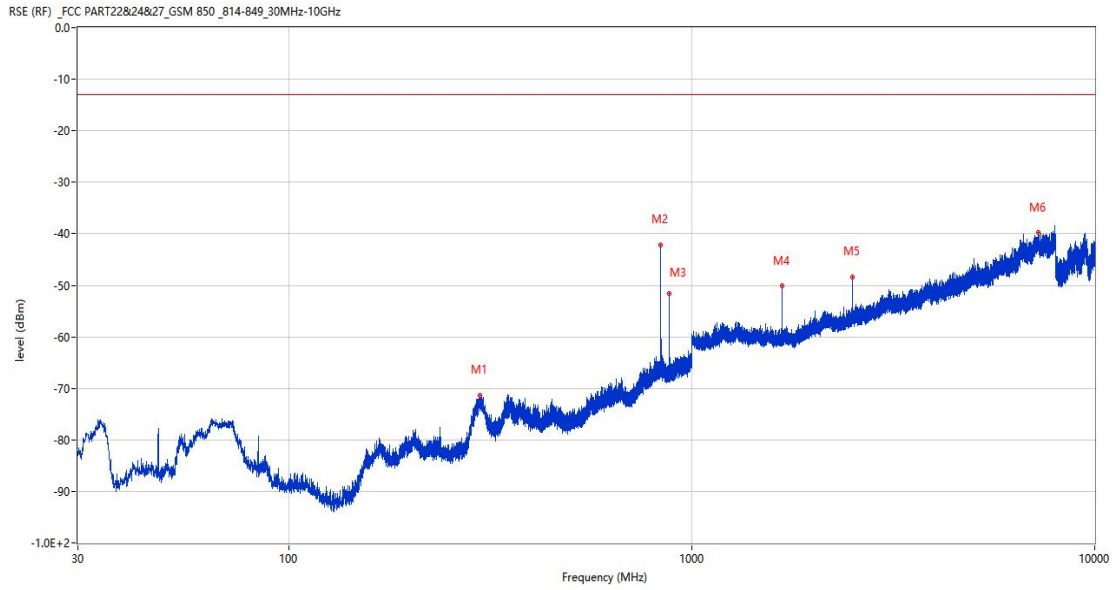
Frequency (MHz)	Result (dBm)	Factor (dB)	PK Limit (dBm)	Margin (dB)	Table (o)	ANT	EUT	Verdict
337.587	-67.83	-10.87	-13.0	54.83	90.00	Horizontal	Vertical	Pass
836.604	-40.00	4.74	-13.0	27.00	205.00	Horizontal	Vertical	N/A
881.660	-50.63	3.51	-13.0	37.63	174.00	Horizontal	Vertical	N/A
1674.000	-47.06	-5.63	-13.0	34.06	0.00	Horizontal	Vertical	Pass
2510.500	-48.01	-0.69	-13.0	35.01	183.00	Horizontal	Vertical	Pass
9455.700	-39.40	13.66	-13.0	26.40	88.00	Horizontal	Vertical	Pass

RSE-V&V GSM 850 CH190



Frequency (MHz)	Result (dBm)	Factor (dB)	PK Limit (dBm)	Margin (dB)	Table (o)	ANT	EUT	Verdict
294.374	-68.88	-11.28	-13.0	55.88	352.00	Vertical	Vertical	Pass
836.604	-34.85	4.74	-13.0	21.85	59.00	Vertical	Vertical	N/A
881.563	-50.89	3.51	-13.0	37.89	200.00	Vertical	Vertical	N/A
1674.100	-46.76	-5.64	-13.0	33.76	176.00	Vertical	Vertical	Pass
2510.600	-46.98	-0.68	-13.0	33.98	176.00	Vertical	Vertical	Pass
9465.900	-39.38	13.44	-13.0	26.38	-1.00	Vertical	Vertical	Pass

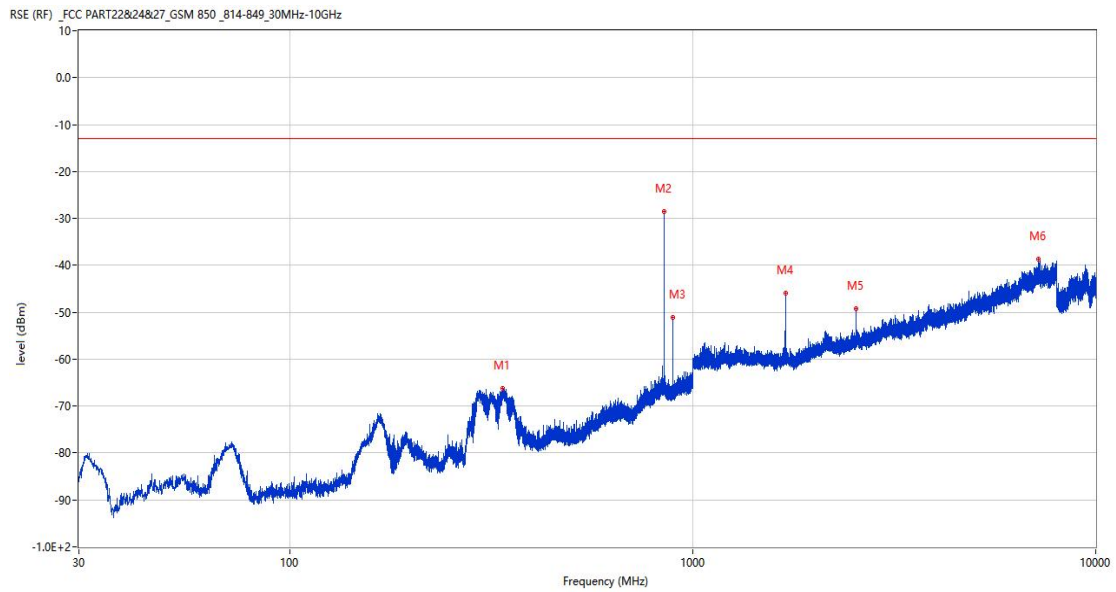
RSE-V&H GSM 850 CH190



Frequency (MHz)	Result (dBm)	Factor (dB)	PK Limit (dBm)	Margin (dB)	Table (o)	ANT	EUT	Verdict
299.030	-71.32	-12.06	-13.0	58.32	360.00	Vertical	Horizontal	Pass
836.604	-42.12	4.74	-13.0	29.12	216.00	Vertical	Horizontal	N/A
881.612	-51.54	3.51	-13.0	38.54	195.00	Vertical	Horizontal	N/A
1673.900	-50.13	-5.63	-13.0	37.13	118.00	Vertical	Horizontal	Pass
2510.600	-48.34	-0.68	-13.0	35.34	360.00	Vertical	Horizontal	Pass
7230.250	-39.77	14.32	-13.0	26.77	193.00	Vertical	Horizontal	Pass

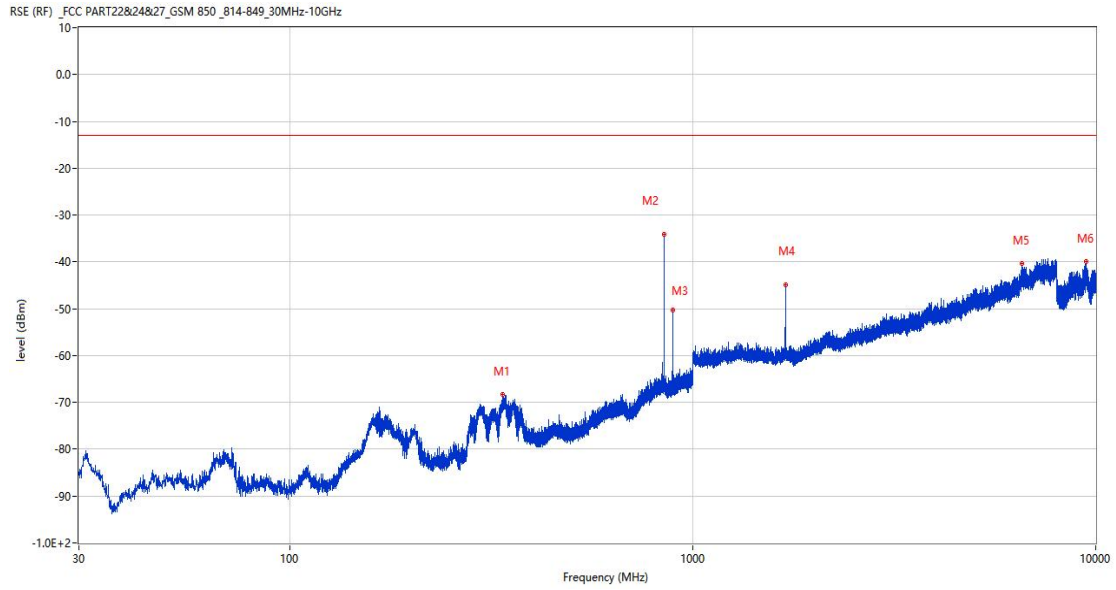
1.3 GSM 850 High Channel

RSE-H&H GSM 850 CH251



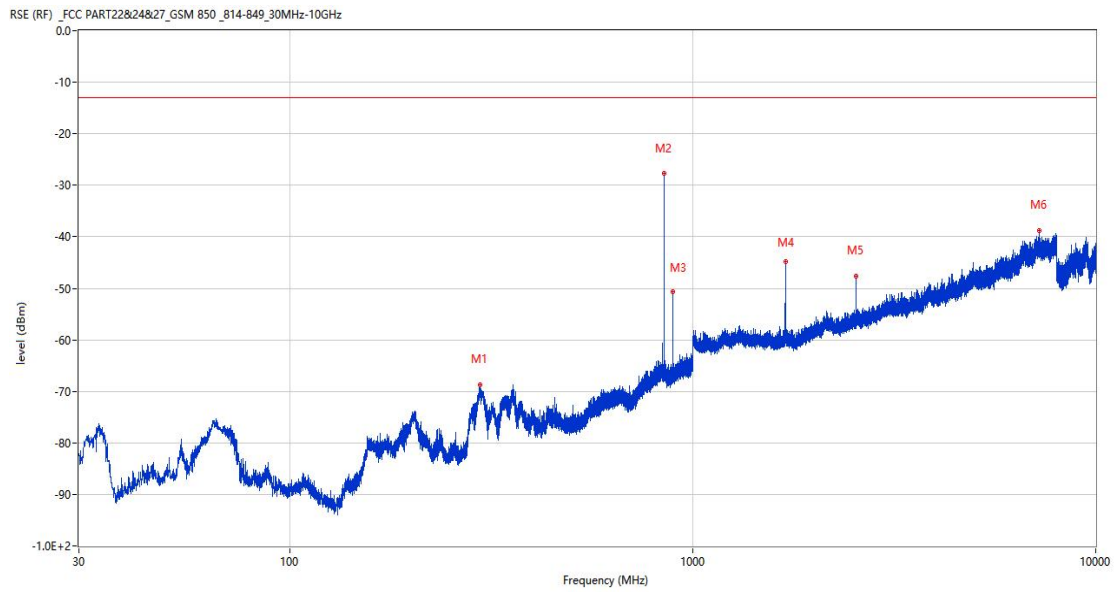
Frequency (MHz)	Result (dBm)	Factor (dB)	PK Limit (dBm)	Margin (dB)	Table (o)	ANT	EUT	Verdict
337.539	-66.19	-10.87	-13.0	53.19	88.00	Horizontal	Horizontal	Pass
848.874	-28.46	4.53	-13.0	15.46	229.00	Horizontal	Horizontal	N/A
893.785	-51.17	4.01	-13.0	38.17	169.00	Horizontal	Horizontal	N/A
1698.300	-46.03	-4.94	-13.0	33.03	156.00	Horizontal	Horizontal	Pass
2547.100	-49.24	-0.37	-13.0	36.24	77.00	Horizontal	Horizontal	Pass
7202.250	-38.67	14.22	-13.0	25.67	67.00	Horizontal	Horizontal	Pass

RSE-H&V GSM 850 CH251



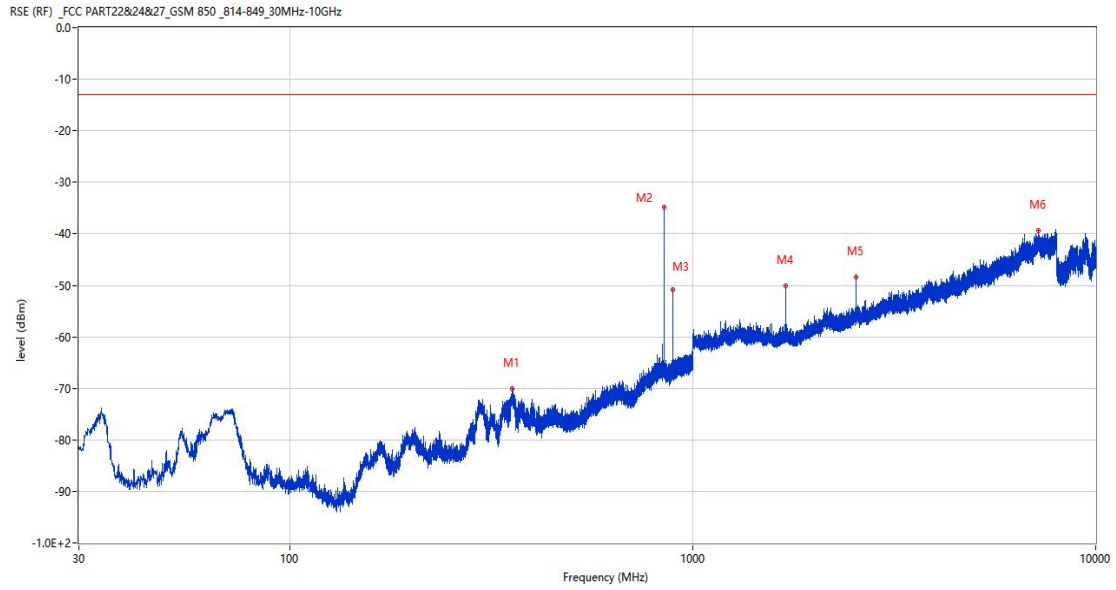
Frequency (MHz)	Result (dBm)	Factor (dB)	PK Limit (dBm)	Margin (dB)	Table (o)	ANT	EUT	Verdict
337.830	-68.30	-10.85	-13.0	55.30	56.00	Horizontal	Vertical	Pass
848.825	-34.03	4.54	-13.0	21.03	215.00	Horizontal	Vertical	N/A
893.785	-50.31	4.01	-13.0	37.31	164.00	Horizontal	Vertical	N/A
1698.400	-44.84	-4.93	-13.0	31.84	17.00	Horizontal	Vertical	Pass
6566.000	-40.35	12.96	-13.0	27.35	118.00	Horizontal	Vertical	Pass
9469.600	-39.96	13.36	-13.0	26.96	241.00	Horizontal	Vertical	Pass

RSE-V&V GSM 850 CH251



Frequency (MHz)	Result (dBm)	Factor (dB)	PK Limit (dBm)	Margin (dB)	Table (o)	ANT	EUT	Verdict
297.041	-68.71	-11.67	-13.0	55.71	360.00	Vertical	Vertical	Pass
848.874	-27.77	4.53	-13.0	14.77	128.00	Vertical	Vertical	N/A
893.737	-50.74	4.01	-13.0	37.74	197.00	Vertical	Vertical	N/A
1698.500	-44.89	-4.93	-13.0	31.89	111.00	Vertical	Vertical	Pass
2546.700	-47.58	-0.25	-13.0	34.58	151.00	Vertical	Vertical	Pass
7248.500	-38.71	14.63	-13.0	25.71	0.00	Vertical	Vertical	Pass

RSE-V&H GSM 850 CH251

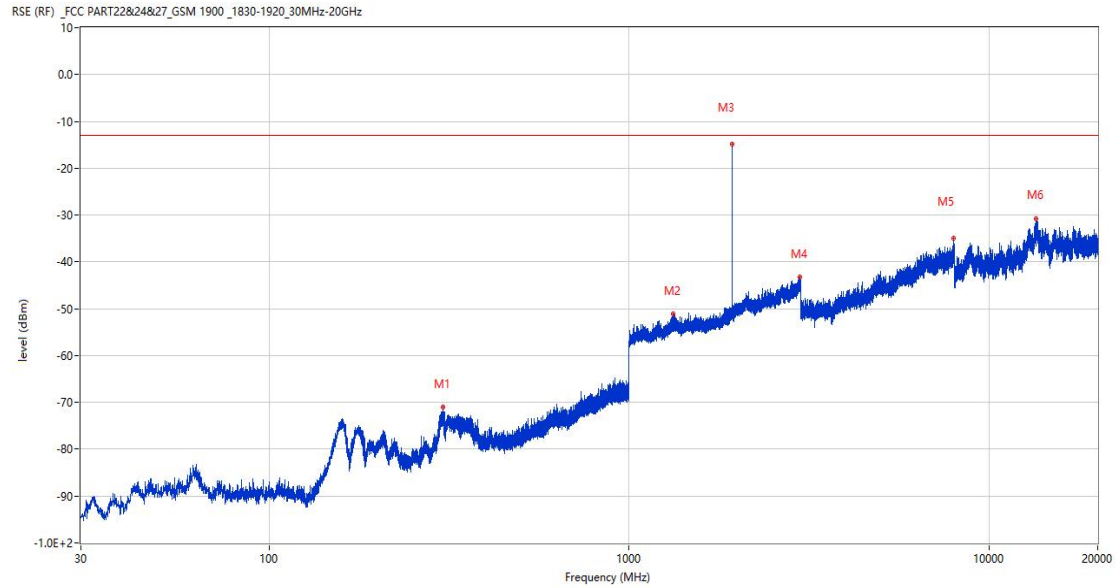


Frequency (MHz)	Result (dBm)	Factor (dB)	PK Limit (dBm)	Margin (dB)	Table (o)	ANT	EUT	Verdict
357.375	-70.04	-9.23	-13.0	57.04	76.00	Vertical	Horizontal	Pass
848.825	-34.90	4.54	-13.0	21.90	59.00	Vertical	Horizontal	N/A
893.785	-50.81	4.01	-13.0	37.81	191.00	Vertical	Horizontal	N/A
1698.400	-50.09	-4.93	-13.0	37.09	111.00	Vertical	Horizontal	Pass
2547.100	-48.40	-0.37	-13.0	35.40	353.00	Vertical	Horizontal	Pass
7220.000	-39.29	14.07	-13.0	26.29	351.00	Vertical	Horizontal	Pass

2 GSM 1900

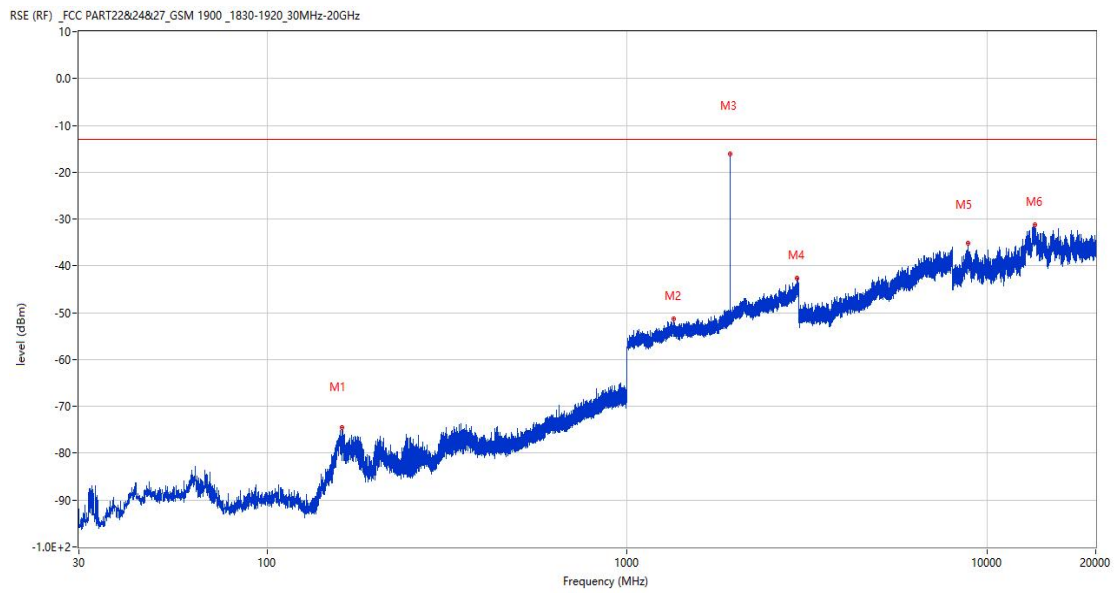
2.1 GSM 1900 Low Channel

RSE-H&H GSM 1900 CH512



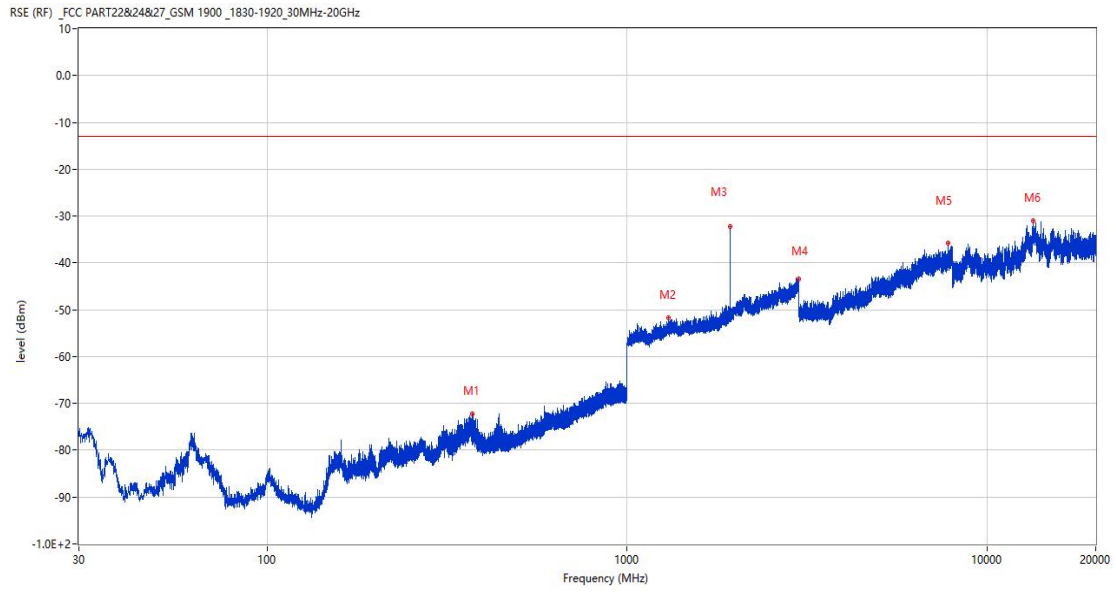
Frequency (MHz)	Result (dBm)	Factor (dB)	PK Limit (dBm)	Margin (dB)	Table (o)	ANT	EUT	Verdict
303.637	-70.96	-11.66	-13.0	57.96	96.00	Horizontal	Horizontal	Pass
1323.900	-51.13	0.60	-13.0	38.13	346.00	Horizontal	Horizontal	Pass
1930.900	-14.94	3.17	-13.0	1.94	284.00	Horizontal	Horizontal	N/A
2980.700	-43.23	11.00	-13.0	30.23	42.00	Horizontal	Horizontal	Pass
7946.250	-35.04	18.78	-13.0	22.04	236.00	Horizontal	Horizontal	Pass
13518.862	-30.73	24.42	-13.0	17.73	109.00	Horizontal	Horizontal	Pass

RSE-H&V GSM 1900 CH512



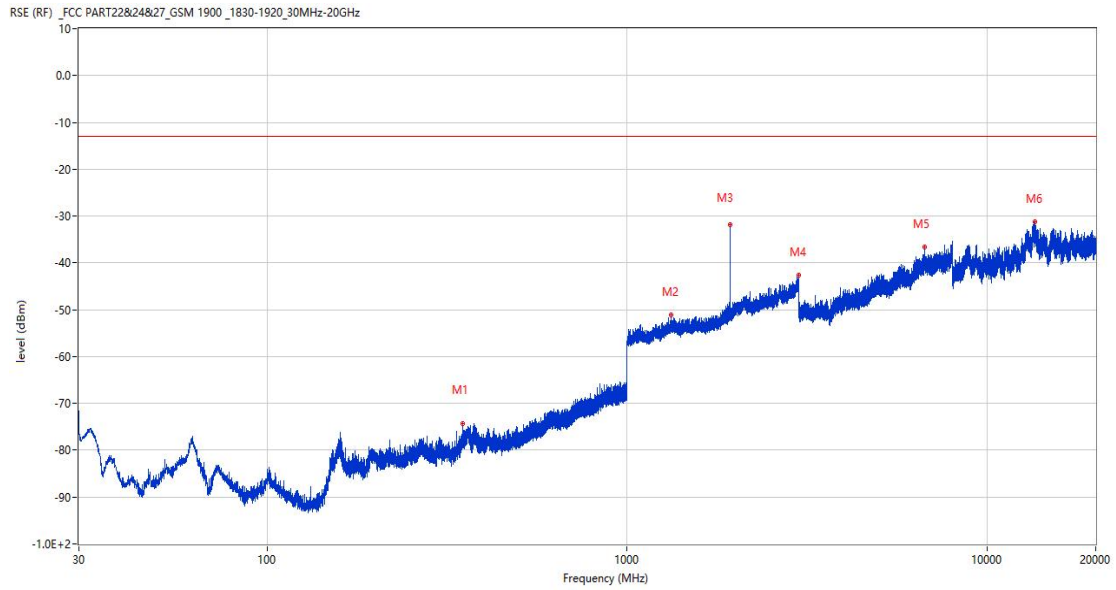
Frequency (MHz)	Result (dBm)	Factor (dB)	PK Limit (dBm)	Margin (dB)	Table (o)	ANT	EUT	Verdict
161.047	-74.59	-18.21	-13.0	61.59	361.00	Horizontal	Vertical	Pass
1346.700	-51.34	0.82	-13.0	38.34	303.00	Horizontal	Vertical	Pass
1930.000	-16.15	3.16	-13.0	3.15	284.00	Horizontal	Vertical	N/A
2968.100	-42.65	11.83	-13.0	29.65	74.00	Horizontal	Vertical	Pass
8855.238	-35.10	20.30	-13.0	22.10	52.00	Horizontal	Vertical	Pass
13556.924	-31.29	25.17	-13.0	18.29	317.00	Horizontal	Vertical	Pass

RSE-V&V GSM 1900 CH512



Frequency (MHz)	Result (dBm)	Factor (dB)	PK Limit (dBm)	Margin (dB)	Table (o)	ANT	EUT	Verdict
370.373	-72.33	-9.99	-13.0	59.33	289.00	Vertical	Vertical	Pass
1298.800	-51.82	0.58	-13.0	38.82	360.00	Vertical	Vertical	Pass
1931.100	-32.33	3.16	-13.0	19.33	53.00	Vertical	Vertical	N/A
2986.000	-43.47	10.94	-13.0	30.47	0.00	Vertical	Vertical	Pass
7790.750	-35.87	18.29	-13.0	22.87	40.00	Vertical	Vertical	Pass
13390.175	-31.10	24.79	-13.0	18.10	158.00	Vertical	Vertical	Pass

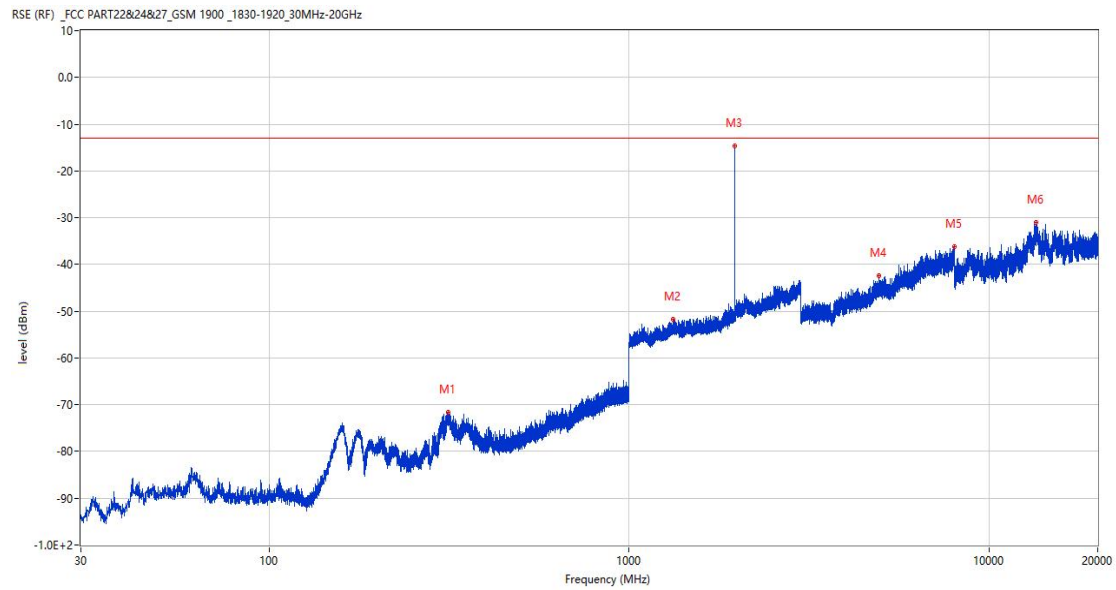
RSE-V&H GSM 1900 CH512



Frequency (MHz)	Result (dBm)	Factor (dB)	PK Limit (dBm)	Margin (dB)	Table (o)	ANT	EUT	Verdict
348.645	-74.35	-9.80	-13.0	61.35	360.00	Vertical	Horizontal	Pass
1324.100	-51.12	0.64	-13.0	38.12	267.00	Vertical	Horizontal	Pass
1931.000	-31.81	3.16	-13.0	18.81	335.00	Vertical	Horizontal	N/A
2994.800	-42.67	10.61	-13.0	29.67	329.00	Vertical	Horizontal	Pass
6697.750	-36.70	16.90	-13.0	23.70	115.00	Vertical	Horizontal	Pass
13556.563	-31.28	25.17	-13.0	18.28	1.00	Vertical	Horizontal	Pass

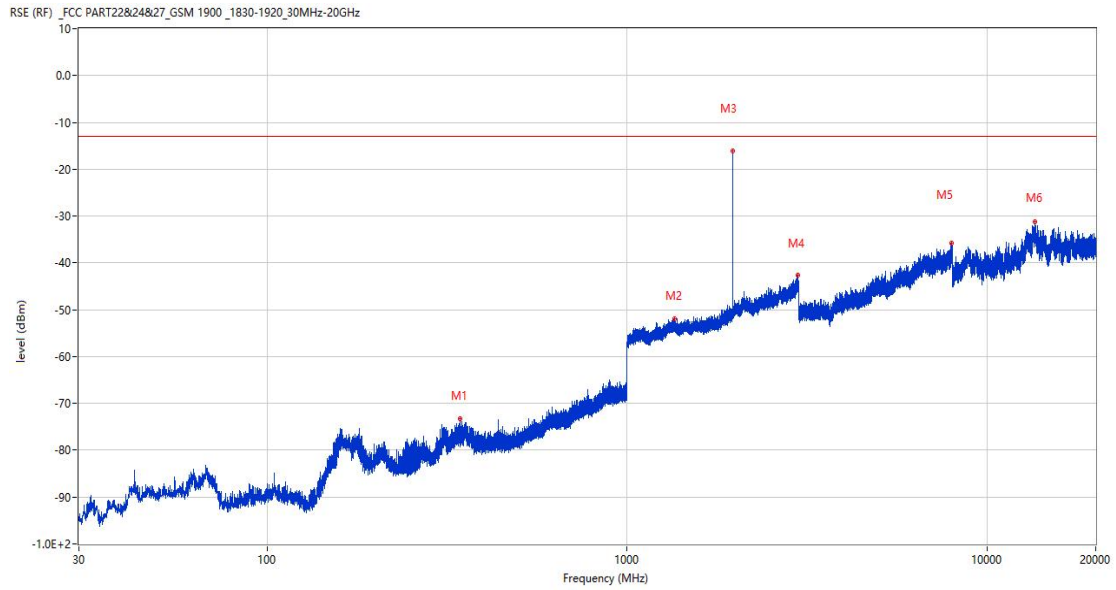
2.2 GSM 1900 Middle Channel

RSE-H&H GSM 1900 CH661



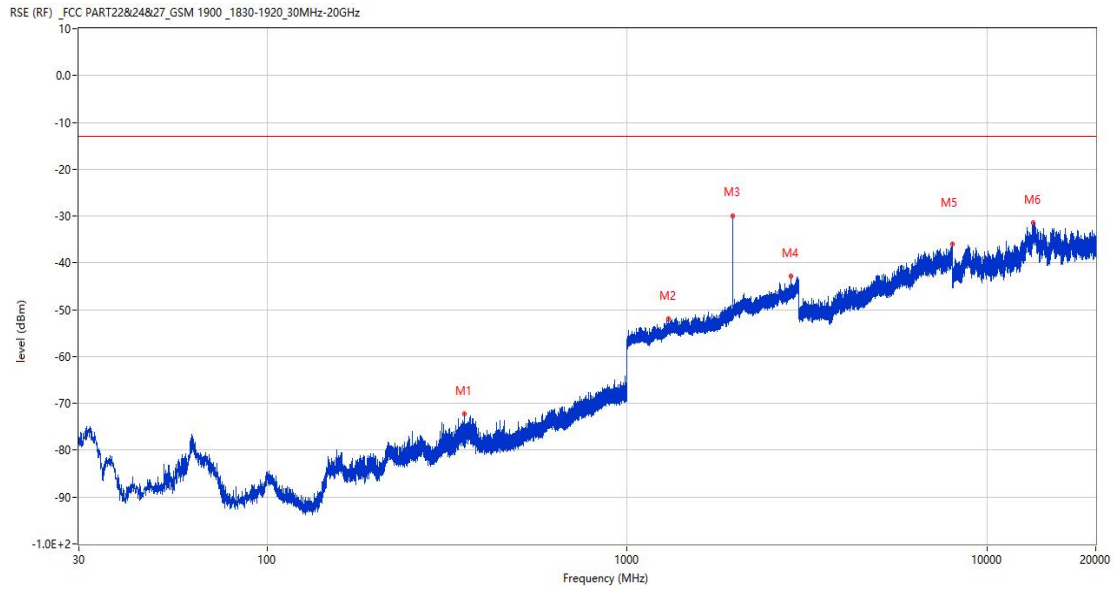
Frequency (MHz)	Result (dBm)	Factor (dB)	PK Limit (dBm)	Margin (dB)	Table (o)	ANT	EUT	Verdict
315.034	-71.58	-11.45	-13.0	58.58	107.00	Horizontal	Horizontal	Pass
1324.200	-51.75	0.65	-13.0	38.75	299.00	Horizontal	Horizontal	Pass
1960.900	-14.69	3.39	-13.0	1.69	287.00	Horizontal	Horizontal	N/A
4941.500	-42.34	12.79	-13.0	29.34	288.00	Horizontal	Horizontal	Pass
7987.750	-36.13	18.32	-13.0	23.13	93.00	Horizontal	Horizontal	Pass
13496.388	-31.11	23.98	-13.0	18.11	259.00	Horizontal	Horizontal	Pass

RSE-H&V GSM 1900 CH661



Frequency (MHz)	Result (dBm)	Factor (dB)	PK Limit (dBm)	Margin (dB)	Table (o)	ANT	EUT	Verdict
342.776	-73.32	-9.93	-13.0	60.32	352.00	Horizontal	Vertical	Pass
1356.700	-52.04	0.52	-13.0	39.04	126.00	Horizontal	Vertical	Pass
1960.800	-16.00	3.39	-13.0	3.00	287.00	Horizontal	Vertical	N/A
2983.400	-42.56	10.83	-13.0	29.56	251.00	Horizontal	Vertical	Pass
7955.000	-35.88	18.42	-13.0	22.88	26.00	Horizontal	Vertical	Pass
13554.025	-31.24	25.19	-13.0	18.24	86.00	Horizontal	Vertical	Pass

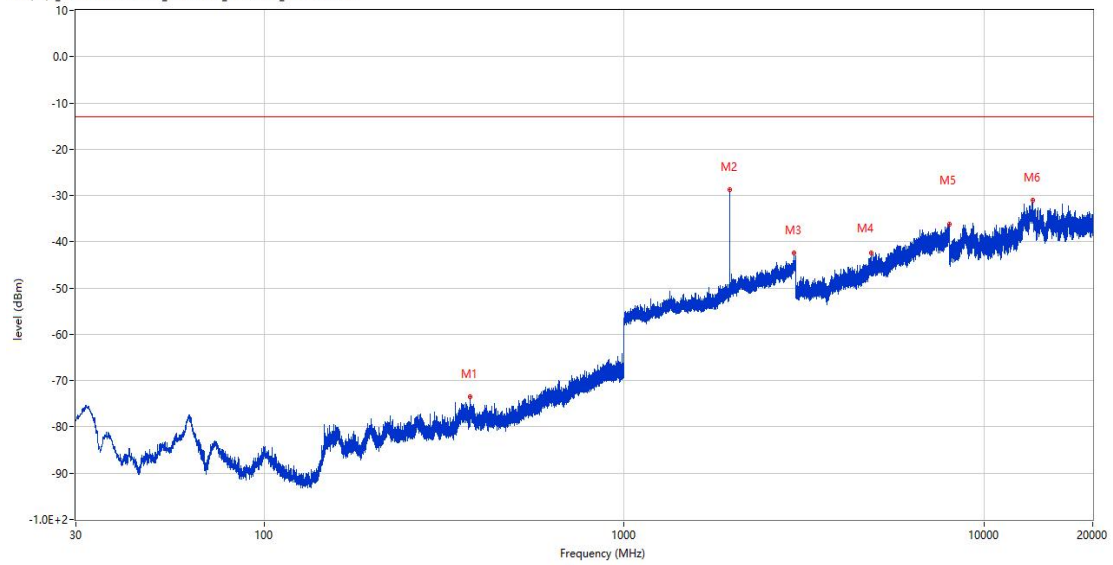
RSE-V&V GSM 1900 CH661



Frequency (MHz)	Result (dBm)	Factor (dB)	PK Limit (dBm)	Margin (dB)	Table (o)	ANT	EUT	Verdict
353.301	-72.27	-9.91	-13.0	59.27	295.00	Vertical	Vertical	Pass
1303.300	-51.88	0.71	-13.0	38.88	67.00	Vertical	Vertical	Pass
1960.700	-30.06	3.40	-13.0	17.06	169.00	Vertical	Vertical	N/A
2849.300	-42.93	9.39	-13.0	29.93	0.00	Vertical	Vertical	Pass
7992.000	-35.92	18.51	-13.0	22.92	137.00	Vertical	Vertical	Pass
13410.475	-31.43	24.78	-13.0	18.43	300.00	Vertical	Vertical	Pass

RSE-V&H GSM 1900 CH661

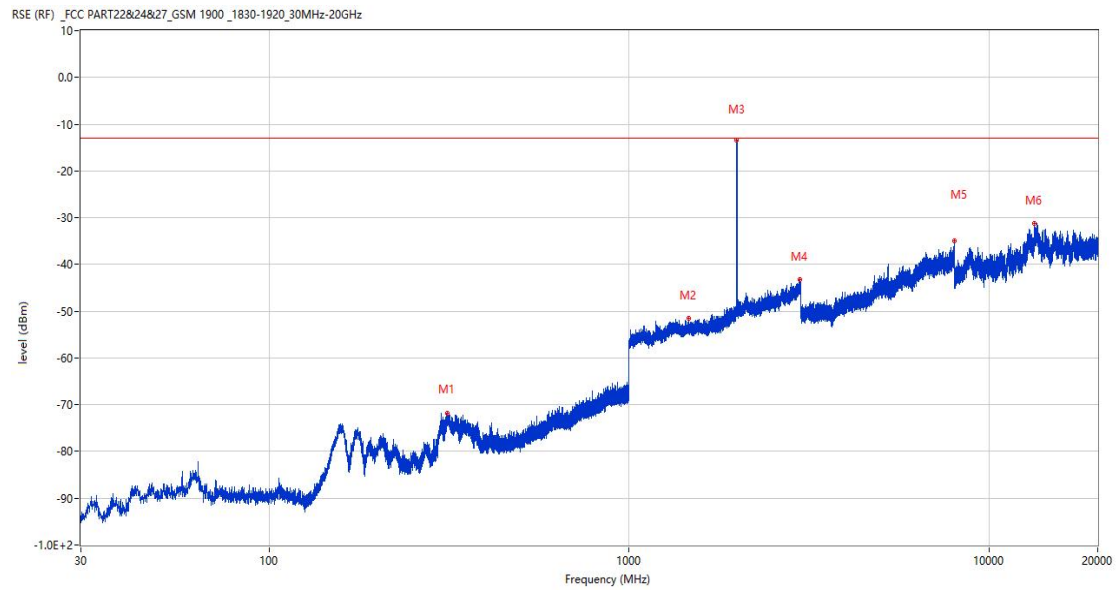
RSE (RF) _FCC PART22&24&27_GSM 1900_1830-1920_30MHz-20GHz



Frequency (MHz)	Result (dBm)	Factor (dB)	PK Limit (dBm)	Margin (dB)	Table (o)	ANT	EUT	Verdict
374.108	-73.49	-9.66	-13.0	60.49	280.00	Vertical	Horizontal	Pass
1960.900	-28.74	3.39	-13.0	15.74	171.00	Vertical	Horizontal	N/A
2968.300	-42.38	11.84	-13.0	29.38	80.00	Vertical	Horizontal	Pass
4848.750	-42.38	12.75	-13.0	29.38	18.00	Vertical	Horizontal	Pass
7990.750	-36.14	18.43	-13.0	23.14	126.00	Vertical	Horizontal	Pass
13597.887	-30.94	24.88	-13.0	17.94	1.00	Vertical	Horizontal	Pass

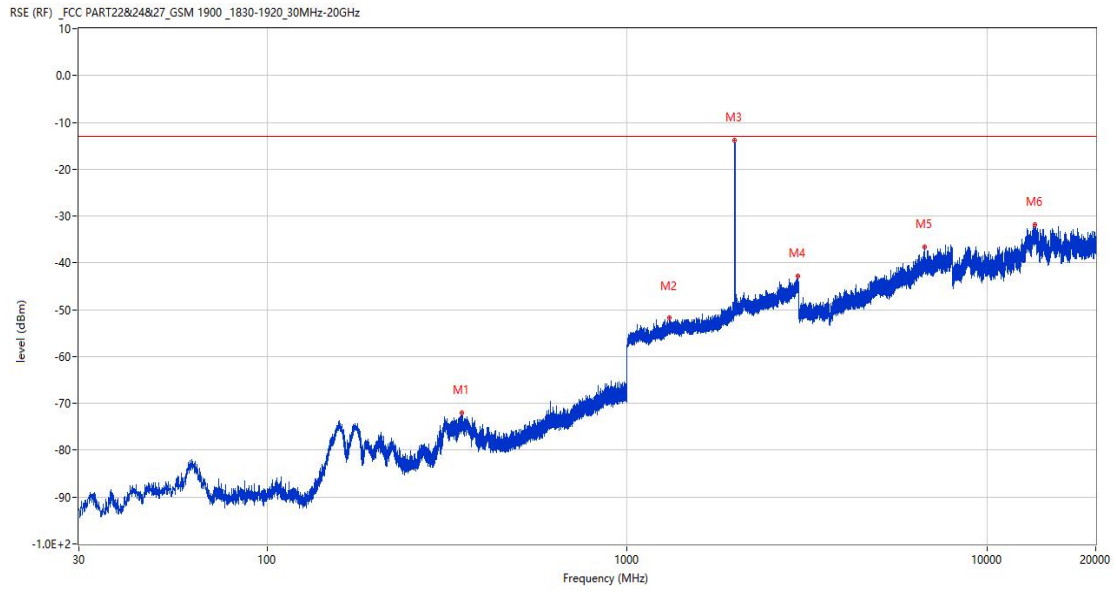
2.3 GSM 1900 High Channel

RSE-H&H GSM 1900 CH810



Frequency (MHz)	Result (dBm)	Factor (dB)	PK Limit (dBm)	Margin (dB)	Table (o)	ANT	EUT	Verdict
311.979	-71.74	-11.55	-13.0	58.74	109.00	Horizontal	Horizontal	Pass
1464.400	-51.58	0.60	-13.0	38.58	133.00	Horizontal	Horizontal	Pass
1990.500	-13.43	4.56	-13.0	0.43	286.00	Horizontal	Horizontal	N/A
2969.700	-43.28	11.87	-13.0	30.28	250.00	Horizontal	Horizontal	Pass
7998.000	-35.01	18.89	-13.0	22.01	310.00	Horizontal	Horizontal	Pass
13363.350	-31.12	24.62	-13.0	18.12	3.00	Horizontal	Horizontal	Pass

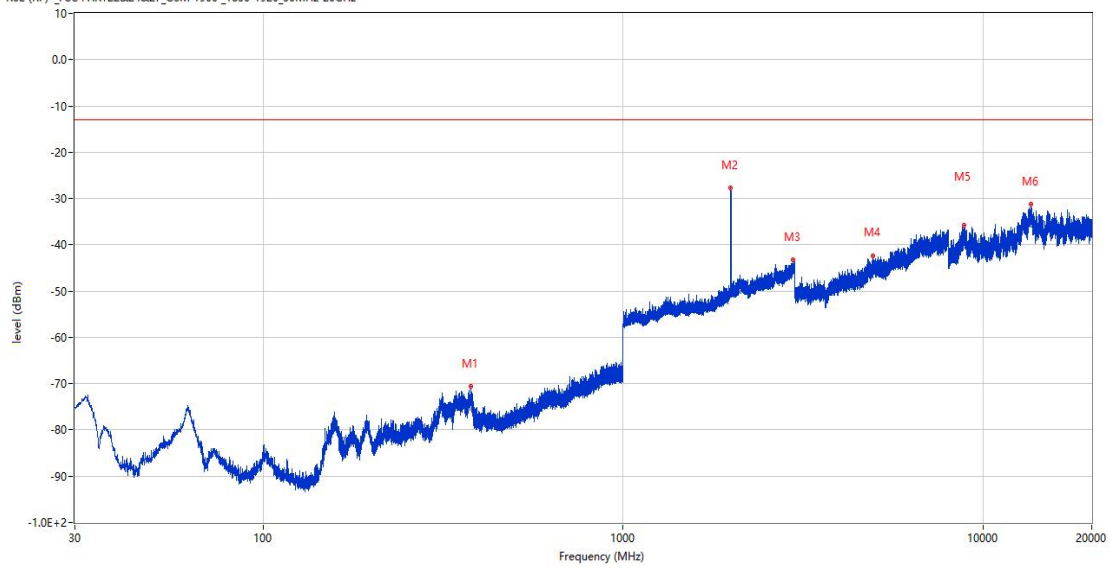
RSE-H&V GSM 1900 CH810



Frequency (MHz)	Result (dBm)	Factor (dB)	PK Limit (dBm)	Margin (dB)	Table (o)	ANT	EUT	Verdict
348.160	-72.10	-9.82	-13.0	59.10	2.00	Horizontal	Vertical	Pass
1309.400	-51.72	0.55	-13.0	38.72	19.00	Horizontal	Vertical	Pass
1990.500	-13.89	4.56	-13.0	0.89	283.00	Horizontal	Vertical	N/A
2969.800	-42.84	11.87	-13.0	29.84	49.00	Horizontal	Vertical	Pass
6685.250	-36.63	17.02	-13.0	23.63	257.00	Horizontal	Vertical	Pass
13594.263	-31.90	24.91	-13.0	18.90	17.00	Horizontal	Vertical	Pass

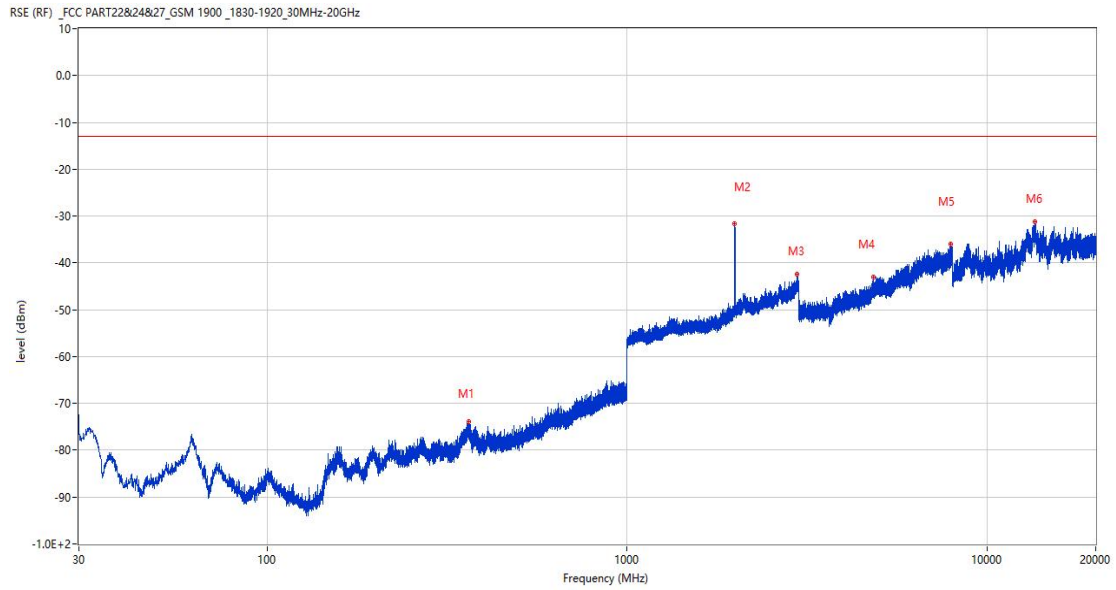
RSE-V&V GSM 1900 CH810

RSE (RF) _FCC PART22&24&27_GSM 1900_1830-1920_30MHz-20GHz



Frequency (MHz)	Result (dBm)	Factor (dB)	PK Limit (dBm)	Margin (dB)	Table (o)	ANT	EUT	Verdict
377.987	-70.57	-9.53	-13.0	57.57	265.00	Vertical	Vertical	Pass
1990.700	-27.77	4.54	-13.0	14.77	133.00	Vertical	Vertical	N/A
2967.600	-43.18	11.82	-13.0	30.18	152.00	Vertical	Vertical	Pass
4940.250	-42.43	12.74	-13.0	29.43	332.00	Vertical	Vertical	Pass
8825.787	-35.77	19.96	-13.0	22.77	39.00	Vertical	Vertical	Pass
13543.151	-31.19	25.04	-13.0	18.19	182.00	Vertical	Vertical	Pass

RSE-V&H GSM 1900 CH810



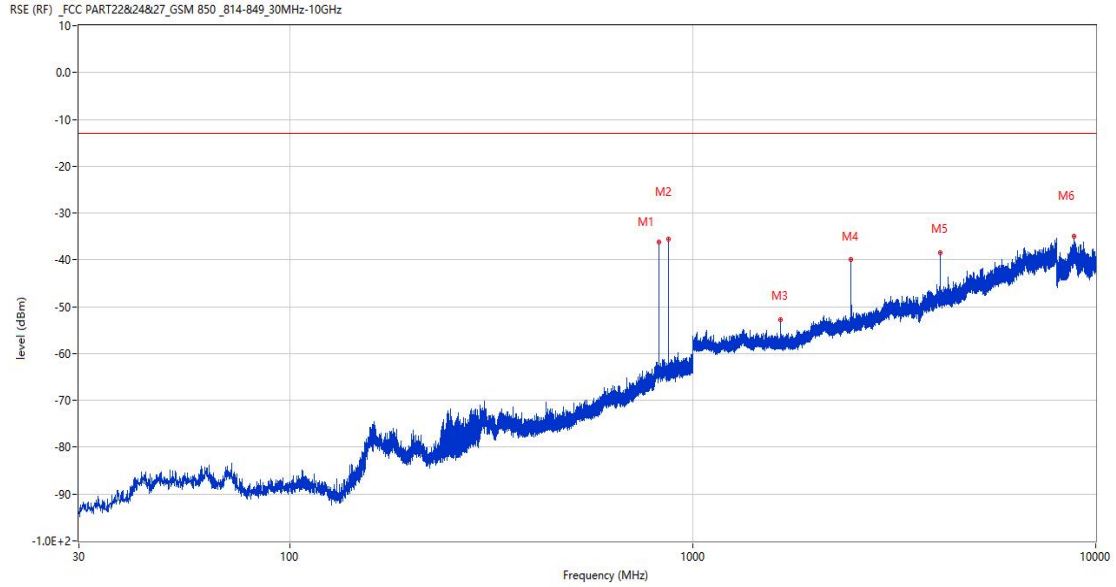
Frequency (MHz)	Result (dBm)	Factor (dB)	PK Limit (dBm)	Margin (dB)	Table (o)	ANT	EUT	Verdict
362.807	-73.93	-10.13	-13.0	60.93	335.00	Vertical	Horizontal	Pass
1990.600	-31.70	4.55	-13.0	18.70	227.00	Vertical	Horizontal	N/A
2967.800	-42.34	11.83	-13.0	29.34	30.00	Vertical	Horizontal	Pass
4825.500	-43.00	12.71	-13.0	30.00	257.00	Vertical	Horizontal	Pass
7933.250	-35.90	18.75	-13.0	22.90	94.00	Vertical	Horizontal	Pass
13583.750	-31.19	24.98	-13.0	18.19	321.00	Vertical	Horizontal	Pass

EGPRS

3 EGPRS 850

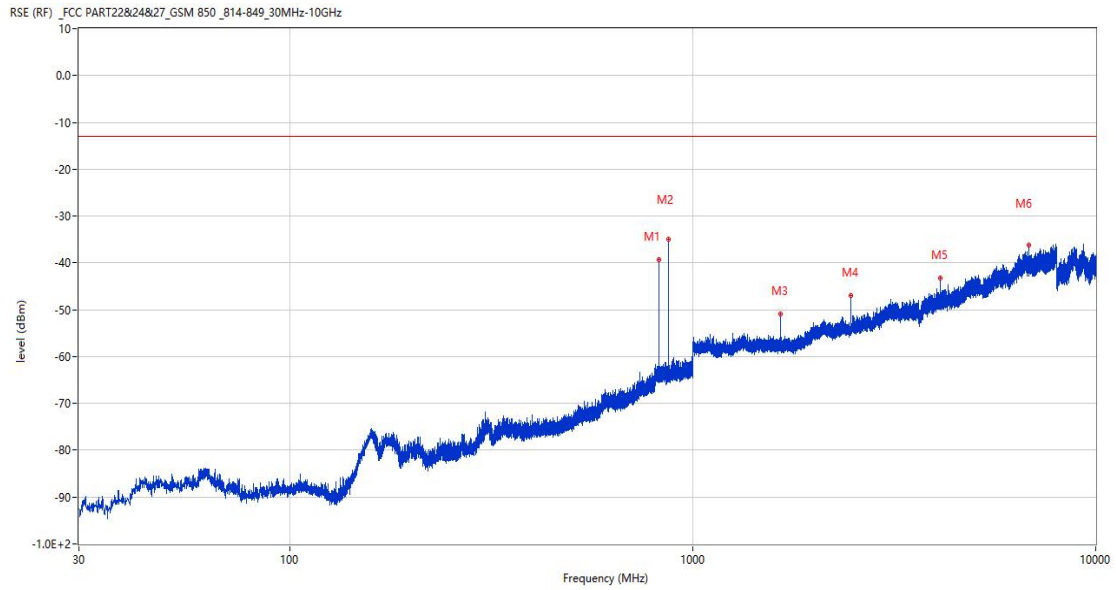
3.1 EGPRS 850 Low Channel

RSE-H&H EGPRS 850 CH128



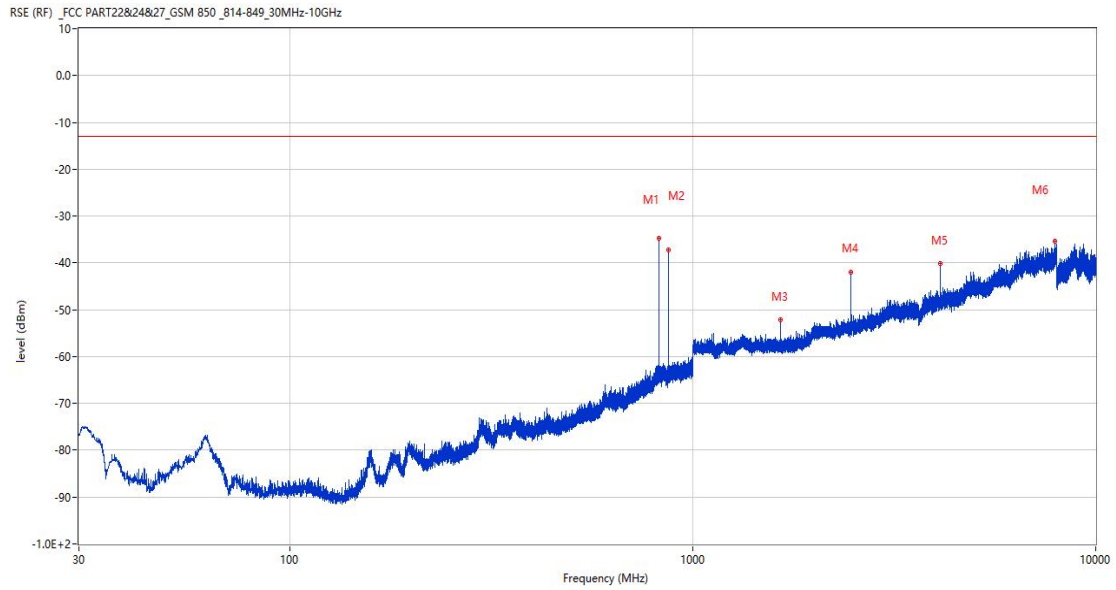
Frequency (MHz)	Result (dBm)	Factor (dB)	PK Limit (dBm)	Margin (dB)	Table (o)	ANT	EUT	Verdict
824.139	-36.20	6.90	-13.0	23.20	193.00	Horizontal	Horizontal	N/A
869.244	-35.50	6.36	-13.0	22.50	213.00	Horizontal	Horizontal	N/A
1649.200	-52.71	-3.69	-13.0	39.71	109.00	Horizontal	Horizontal	Pass
2473.500	-40.02	0.95	-13.0	27.02	334.00	Horizontal	Horizontal	Pass
4121.500	-39.01	9.63	-13.0	26.01	343.00	Horizontal	Horizontal	Pass
8829.100	-35.02	20.02	-13.0	22.02	267.00	Horizontal	Horizontal	Pass

RSE-H&V EGPRS 850 CH128



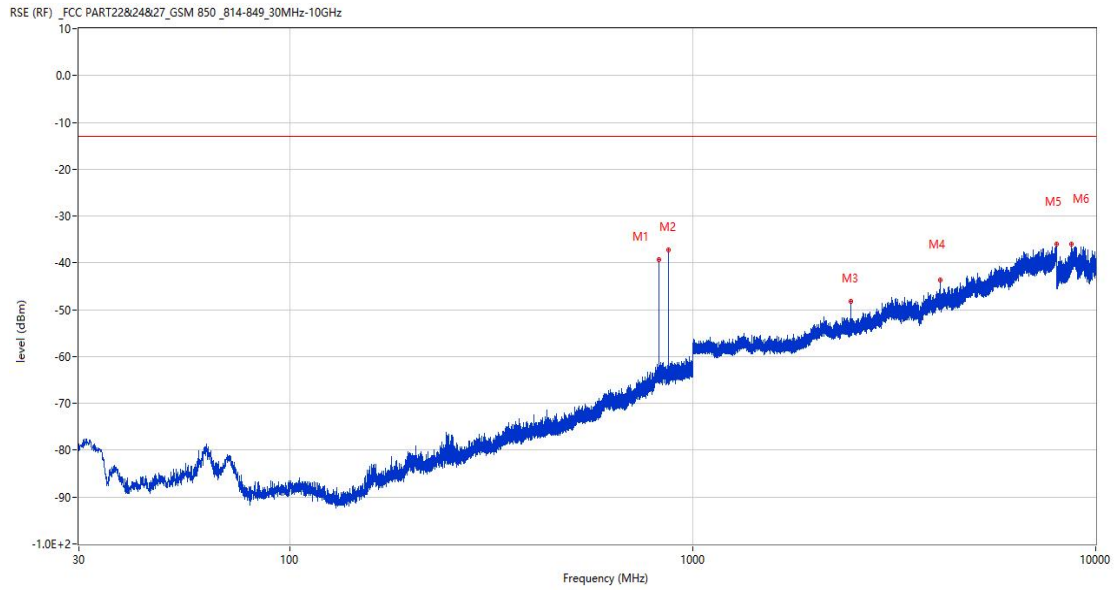
Frequency (MHz)	Result (dBm)	Factor (dB)	PK Limit (dBm)	Margin (dB)	Table (o)	ANT	EUT	Verdict
824.236	-39.40	6.91	-13.0	26.40	340.00	Horizontal	Vertical	N/A
869.244	-35.01	6.36	-13.0	22.01	226.00	Horizontal	Vertical	N/A
1649.500	-50.97	-3.69	-13.0	37.97	221.00	Horizontal	Vertical	Pass
2473.500	-46.89	0.95	-13.0	33.89	47.00	Horizontal	Vertical	Pass
4121.000	-43.24	9.60	-13.0	30.24	213.00	Horizontal	Vertical	Pass
6830.000	-36.18	16.34	-13.0	23.18	353.00	Horizontal	Vertical	Pass

RSE-V&V EGPRS 850 CH128



Frequency (MHz)	Result (dBm)	Factor (dB)	PK Limit (dBm)	Margin (dB)	Table (o)	ANT	EUT	Verdict
824.139	-34.79	6.90	-13.0	21.79	354.00	Vertical	Vertical	N/A
869.196	-37.21	6.35	-13.0	24.21	337.00	Vertical	Vertical	N/A
1649.700	-52.24	-3.68	-13.0	39.24	46.00	Vertical	Vertical	Pass
2473.200	-42.00	0.92	-13.0	29.00	251.00	Vertical	Vertical	Pass
4121.500	-40.06	9.63	-13.0	27.06	342.00	Vertical	Vertical	Pass
7928.250	-35.33	18.55	-13.0	22.33	106.00	Vertical	Vertical	Pass

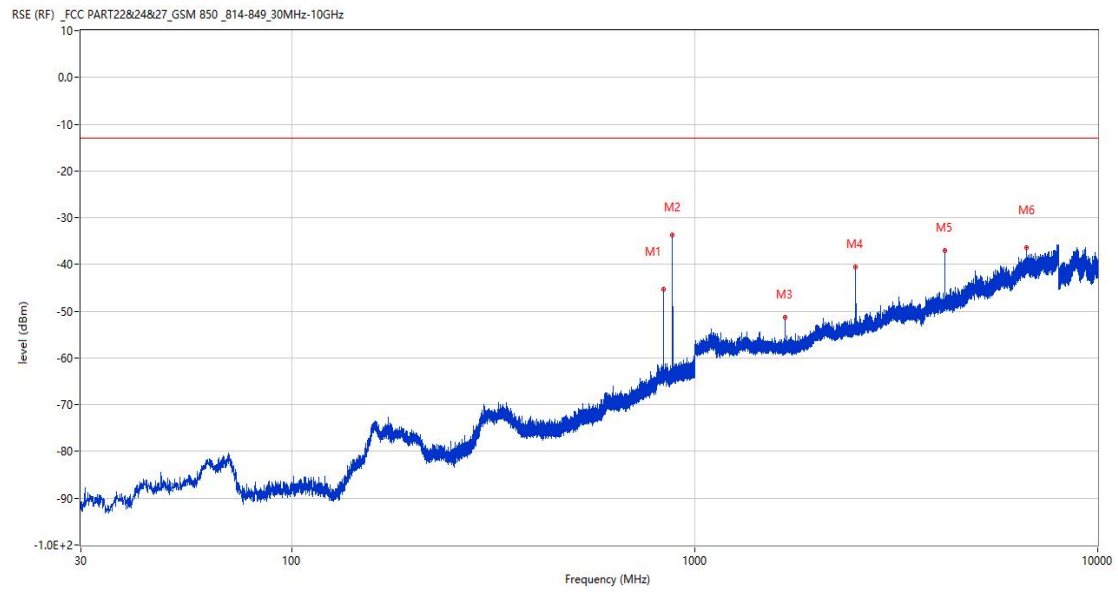
RSE-V&H EGPRS 850 CH128



Frequency (MHz)	Result (dBm)	Factor (dB)	PK Limit (dBm)	Margin (dB)	Table (o)	ANT	EUT	Verdict
824.236	-39.29	6.91	-13.0	26.29	19.00	Vertical	Horizontal	N/A
869.244	-37.32	6.36	-13.0	24.32	175.00	Vertical	Horizontal	N/A
2473.500	-48.31	0.95	-13.0	35.31	167.00	Vertical	Horizontal	Pass
4121.250	-43.68	9.61	-13.0	30.68	56.00	Vertical	Horizontal	Pass
7999.000	-35.96	18.94	-13.0	22.96	232.00	Vertical	Horizontal	Pass
8692.700	-35.89	19.20	-13.0	22.89	151.00	Vertical	Horizontal	Pass

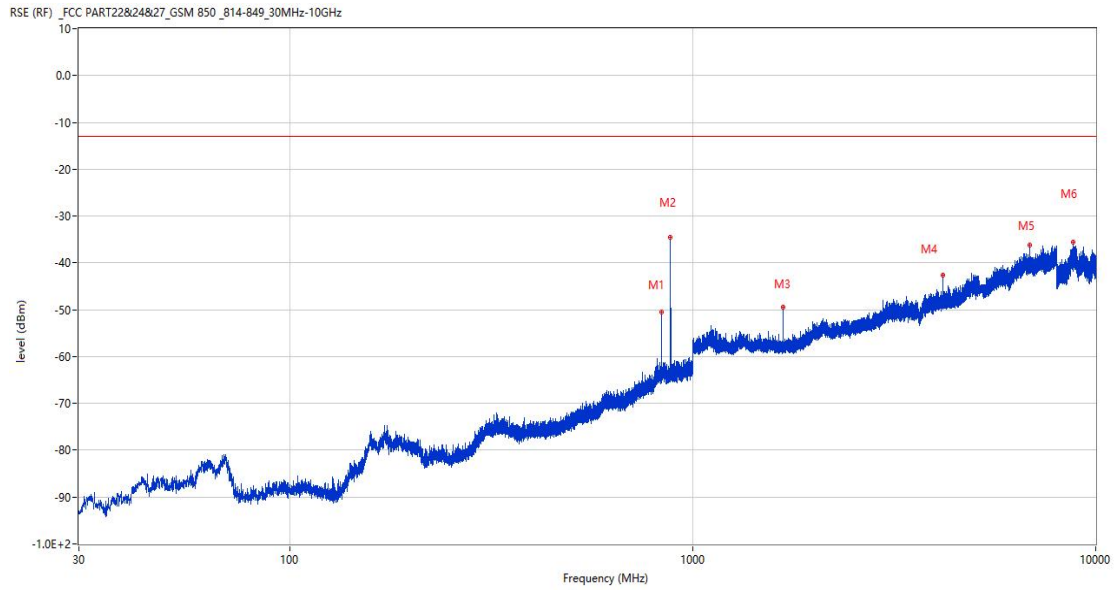
3.2 EGPRS 850 Middle Channel

RSE-H&H EGPRS 850 CH190



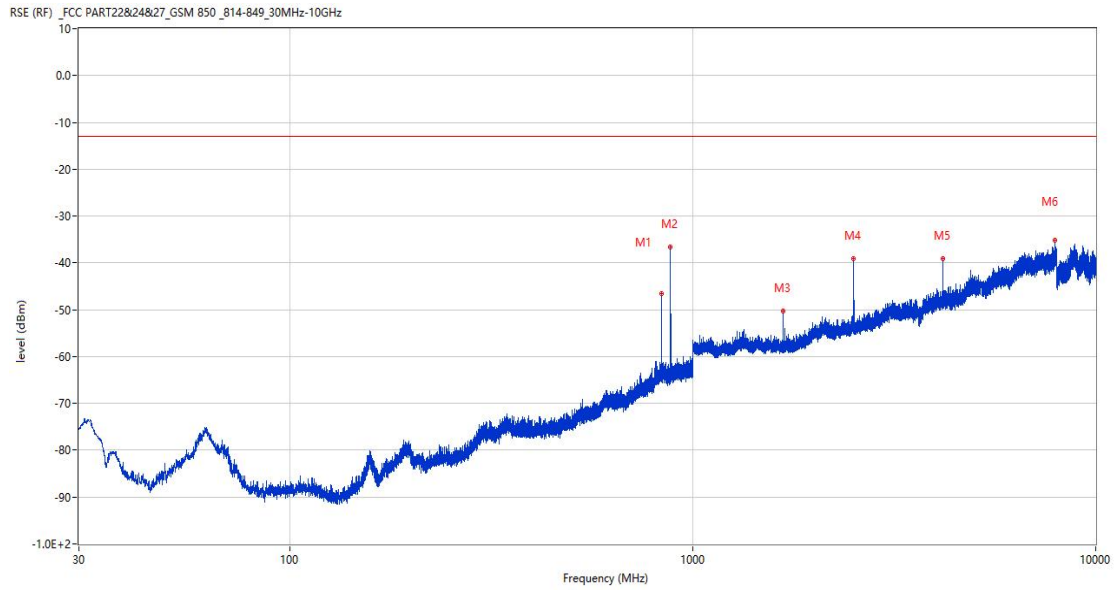
Frequency (MHz)	Result (dBm)	Factor (dB)	PK Limit (dBm)	Margin (dB)	Table (o)	ANT	EUT	Verdict
836.555	-45.39	7.13	-13.0	32.39	200.00	Horizontal	Horizontal	N/A
881.660	-33.75	6.75	-13.0	20.75	360.00	Horizontal	Horizontal	N/A
1673.800	-51.29	-3.60	-13.0	38.29	134.00	Horizontal	Horizontal	Pass
2510.700	-40.63	1.48	-13.0	27.63	328.00	Horizontal	Horizontal	Pass
4183.250	-37.11	10.09	-13.0	24.11	360.00	Horizontal	Horizontal	Pass
6670.250	-36.35	16.55	-13.0	23.35	42.00	Horizontal	Horizontal	Pass

RSE-H&V EGPRS 850 CH190



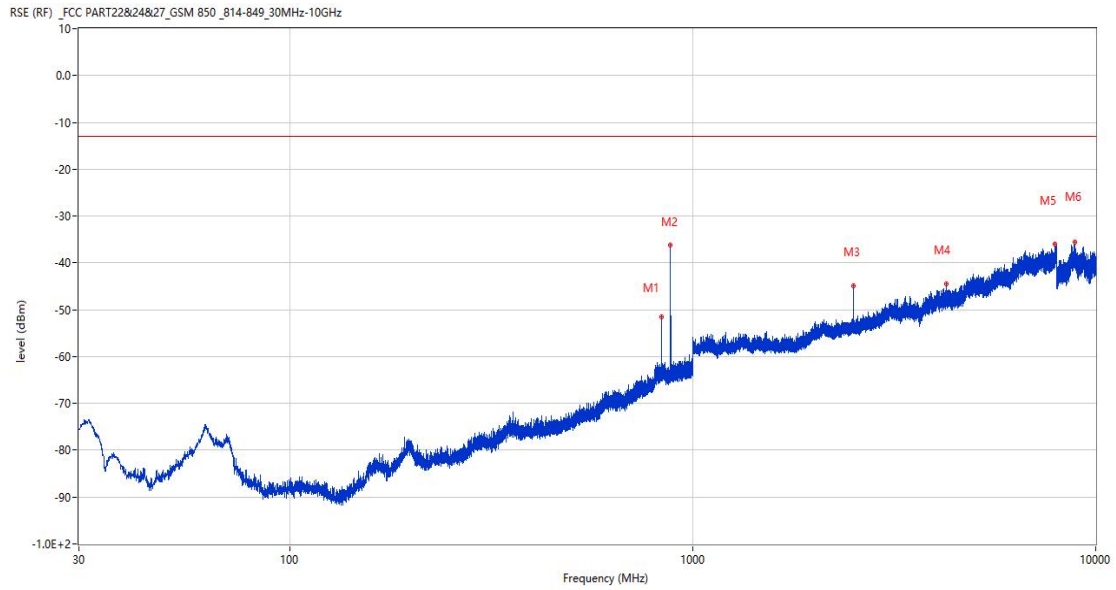
Frequency (MHz)	Result (dBm)	Factor (dB)	PK Limit (dBm)	Margin (dB)	Table (o)	ANT	EUT	Verdict
836.555	-50.49	7.13	-13.0	37.49	360.00	Horizontal	Vertical	N/A
881.612	-34.61	6.75	-13.0	21.61	360.00	Horizontal	Vertical	N/A
1674.000	-49.41	-3.60	-13.0	36.41	40.00	Horizontal	Vertical	Pass
4183.500	-42.56	10.08	-13.0	29.56	224.00	Horizontal	Vertical	Pass
6864.500	-36.24	16.49	-13.0	23.24	72.00	Horizontal	Vertical	Pass
8802.000	-35.59	19.57	-13.0	22.59	105.00	Horizontal	Vertical	Pass

RSE-V&V EGPRS 850 CH190



Frequency (MHz)	Result (dBm)	Factor (dB)	PK Limit (dBm)	Margin (dB)	Table (o)	ANT	EUT	Verdict
836.604	-46.57	7.13	-13.0	33.57	20.00	Vertical	Vertical	N/A
881.612	-36.56	6.75	-13.0	23.56	163.00	Vertical	Vertical	N/A
1673.800	-50.27	-3.60	-13.0	37.27	58.00	Vertical	Vertical	Pass
2510.700	-39.15	1.48	-13.0	26.15	191.00	Vertical	Vertical	Pass
4183.500	-39.14	10.08	-13.0	26.14	342.00	Vertical	Vertical	Pass
7931.500	-35.21	18.77	-13.0	22.21	234.00	Vertical	Vertical	Pass

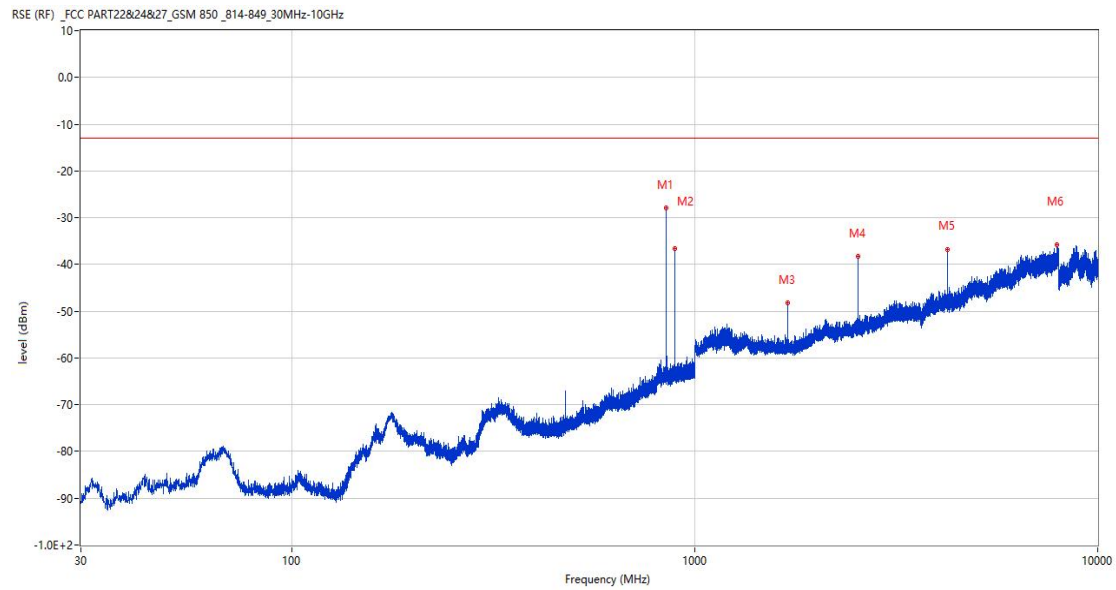
RSE-V&H EGPRS 850 CH190



Frequency (MHz)	Result (dBm)	Factor (dB)	PK Limit (dBm)	Margin (dB)	Table (o)	ANT	EUT	Verdict
836.652	-51.58	7.13	-13.0	38.58	214.00	Vertical	Horizontal	N/A
881.660	-36.15	6.75	-13.0	23.15	169.00	Vertical	Horizontal	N/A
2510.800	-44.85	1.47	-13.0	31.85	158.00	Vertical	Horizontal	Pass
4255.500	-44.42	10.26	-13.0	31.42	180.00	Vertical	Horizontal	Pass
7908.500	-35.90	17.97	-13.0	22.90	72.00	Vertical	Horizontal	Pass
8865.200	-35.53	20.17	-13.0	22.53	360.00	Vertical	Horizontal	Pass

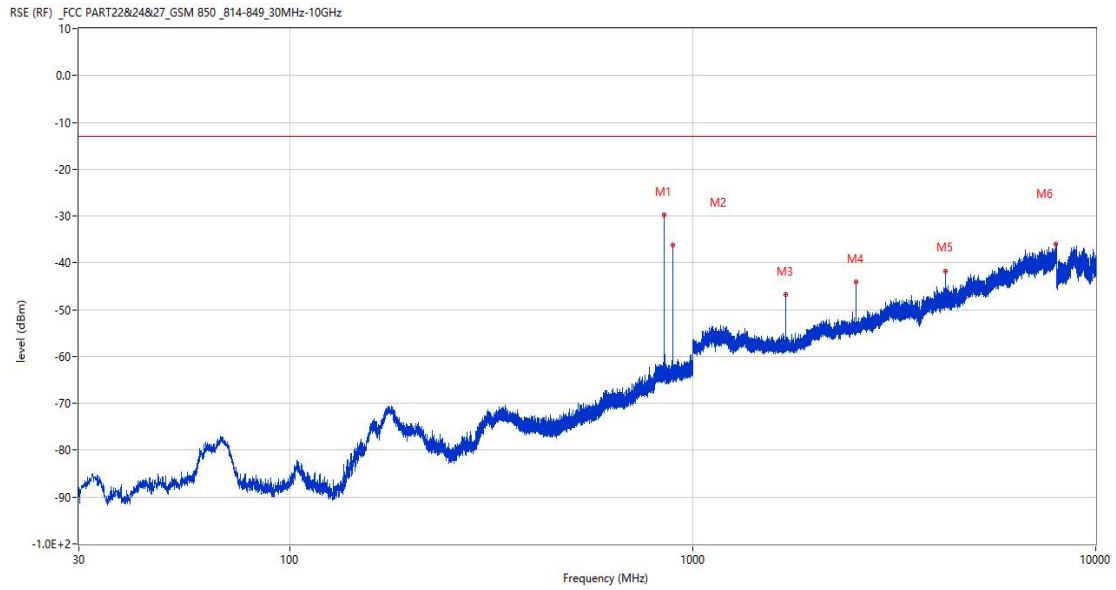
3.3 EGPRS 850 High Channel

RSE-H&H EGPRS 850 CH251



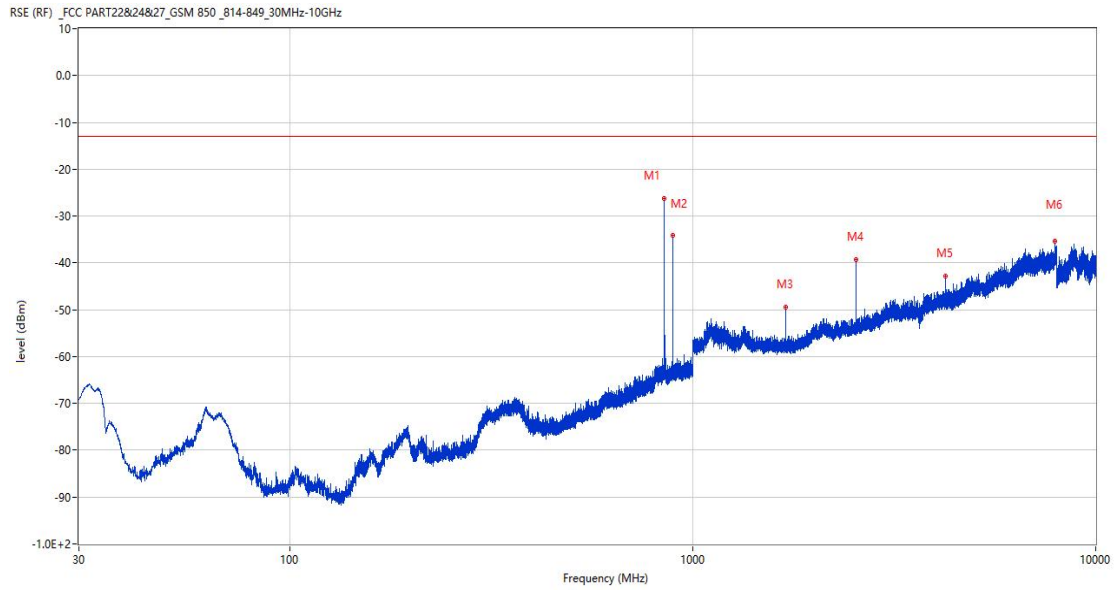
Frequency (MHz)	Result (dBm)	Factor (dB)	PK Limit (dBm)	Margin (dB)	Table (o)	ANT	EUT	Verdict
848.825	-27.89	7.31	-13.0	14.89	76.00	Horizontal	Horizontal	N/A
893.737	-36.65	6.90	-13.0	23.65	360.00	Horizontal	Horizontal	N/A
1698.600	-48.17	-3.61	-13.0	35.17	128.00	Horizontal	Horizontal	Pass
2547.400	-38.23	1.52	-13.0	25.23	83.00	Horizontal	Horizontal	Pass
4244.250	-36.72	10.05	-13.0	23.72	342.00	Horizontal	Horizontal	Pass
7930.750	-35.73	18.76	-13.0	22.73	9.00	Horizontal	Horizontal	Pass

RSE-H&V EGPRS 850 CH251



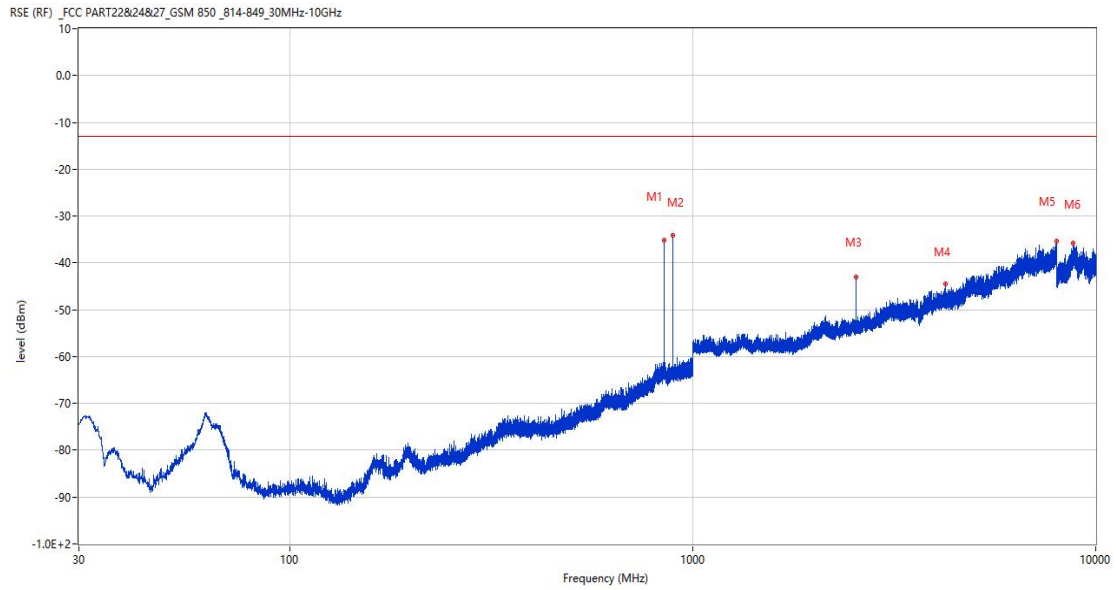
Frequency (MHz)	Result (dBm)	Factor (dB)	PK Limit (dBm)	Margin (dB)	Table (o)	ANT	EUT	Verdict
848.874	-29.76	7.31	-13.0	16.76	175.00	Horizontal	Vertical	N/A
893.737	-36.23	6.90	-13.0	23.23	360.00	Horizontal	Vertical	N/A
1698.300	-46.73	-3.59	-13.0	33.73	210.00	Horizontal	Vertical	Pass
2547.100	-44.14	1.52	-13.0	31.14	128.00	Horizontal	Vertical	Pass
4245.500	-41.70	10.00	-13.0	28.70	321.00	Horizontal	Vertical	Pass
7959.250	-35.89	18.29	-13.0	22.89	321.00	Horizontal	Vertical	Pass

RSE-V&V EGPRS 850 CH251



Frequency (MHz)	Result (dBm)	Factor (dB)	PK Limit (dBm)	Margin (dB)	Table (o)	ANT	EUT	Verdict
848.874	-26.35	7.31	-13.0	13.35	0.00	Vertical	Vertical	N/A
893.785	-34.22	6.89	-13.0	21.22	154.00	Vertical	Vertical	N/A
1698.400	-49.46	-3.59	-13.0	36.46	46.00	Vertical	Vertical	Pass
2547.600	-39.23	1.52	-13.0	26.23	197.00	Vertical	Vertical	Pass
4244.750	-42.88	10.00	-13.0	29.88	0.00	Vertical	Vertical	Pass
7919.750	-35.33	18.22	-13.0	22.33	158.00	Vertical	Vertical	Pass

RSE-V&H EGPRS 850 CH251

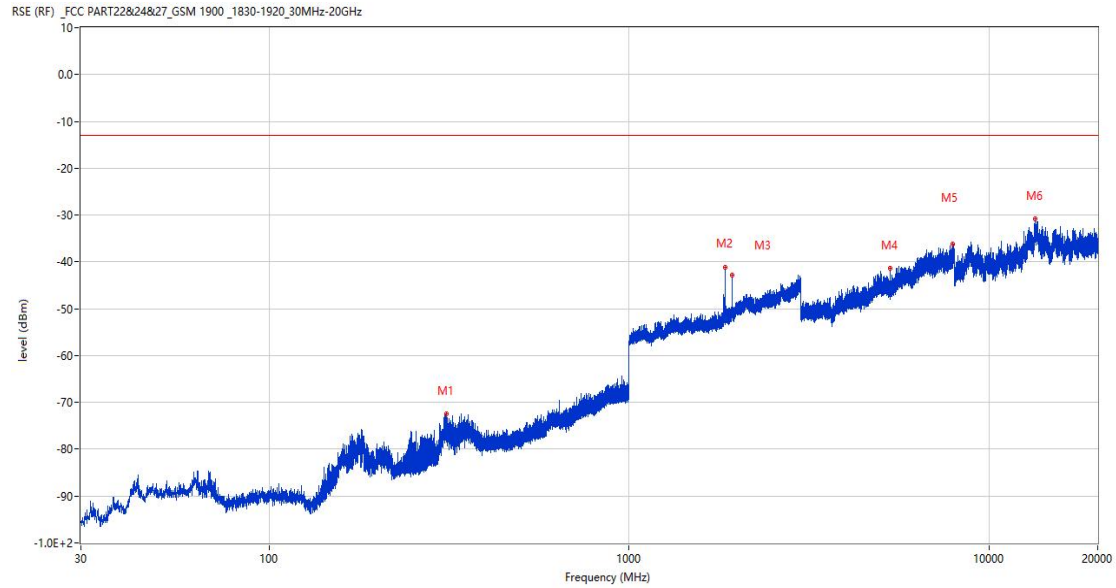


Frequency (MHz)	Result (dBm)	Factor (dB)	PK Limit (dBm)	Margin (dB)	Table (o)	ANT	EUT	Verdict
848.874	-35.15	7.31	-13.0	22.15	223.00	Vertical	Horizontal	N/A
893.833	-34.22	6.89	-13.0	21.22	146.00	Vertical	Horizontal	N/A
2547.300	-43.05	1.52	-13.0	30.05	154.00	Vertical	Horizontal	Pass
4244.500	-44.50	10.02	-13.0	31.50	18.00	Vertical	Horizontal	Pass
7997.250	-35.44	18.86	-13.0	22.44	212.00	Vertical	Horizontal	Pass
8806.500	-35.76	19.65	-13.0	22.76	360.00	Vertical	Horizontal	Pass

4 EGPRS 1900

4.1 EGPRS 1900 Low Channel

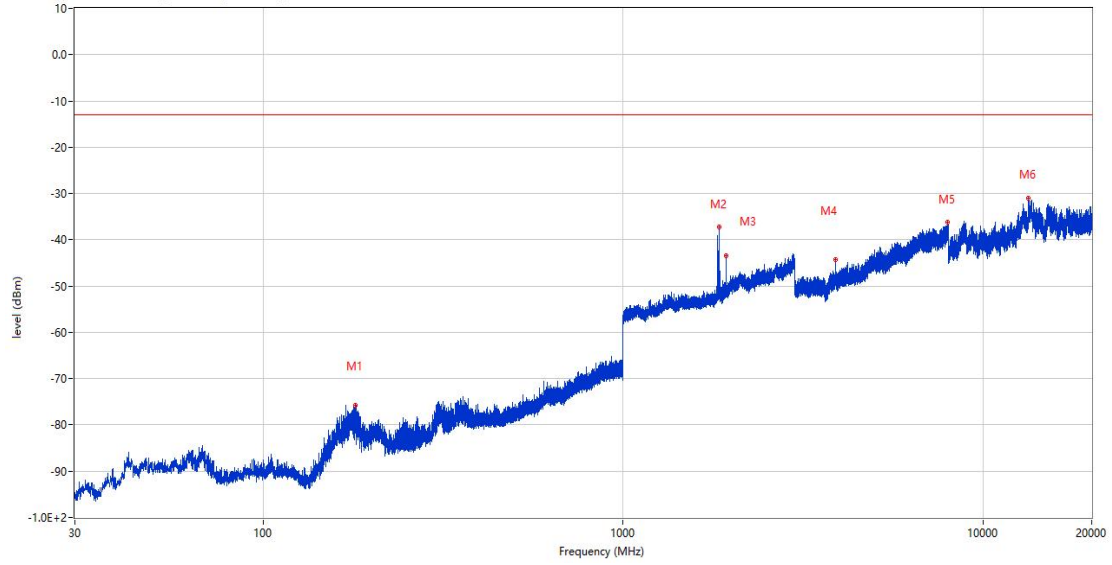
RSE-H&H EGPRS 1900 CH512



Frequency (MHz)	Result (dBm)	Factor (dB)	PK Limit (dBm)	Margin (dB)	Table (o)	ANT	EUT	Verdict
309.894	-72.45	-11.79	-13.0	59.45	108.00	Horizontal	Horizontal	Pass
1851.000	-41.08	2.54	-13.0	28.08	110.00	Horizontal	Horizontal	N/A
1931.100	-42.87	3.16	-13.0	29.87	270.00	Horizontal	Horizontal	N/A
5297.750	-41.40	12.32	-13.0	28.40	229.00	Horizontal	Horizontal	Pass
7932.750	-36.12	18.74	-13.0	23.12	310.00	Horizontal	Horizontal	Pass
13397.063	-30.75	24.83	-13.0	17.75	96.00	Horizontal	Horizontal	Pass

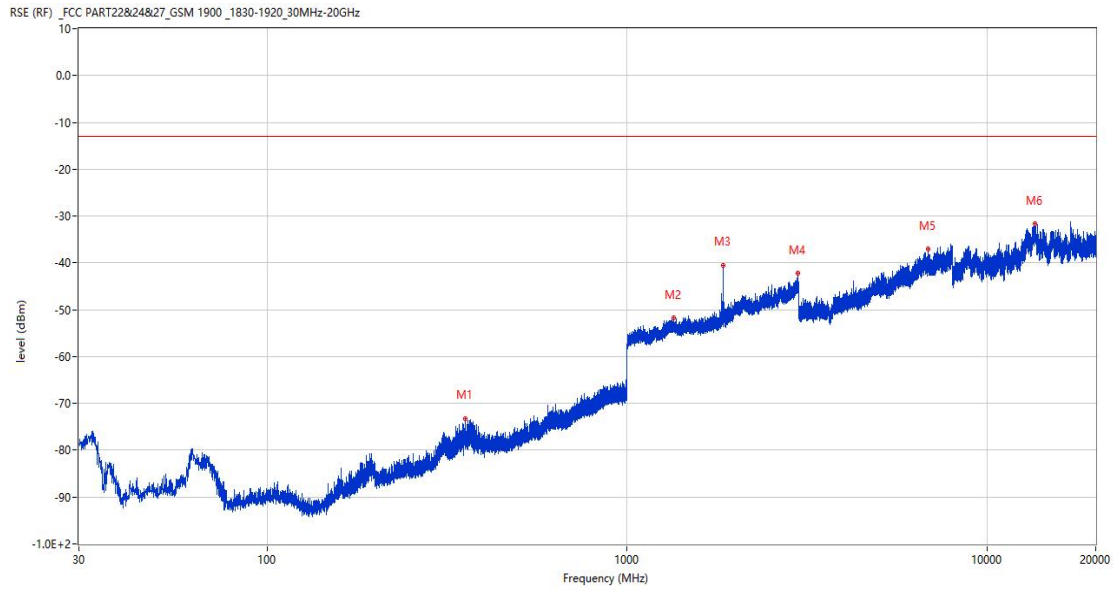
RSE-H&V EGPRS 1900 CH512

RSE (RF) _FCC PART22&24&27_GSM 1900_1830-1920_30MHz-20GHz



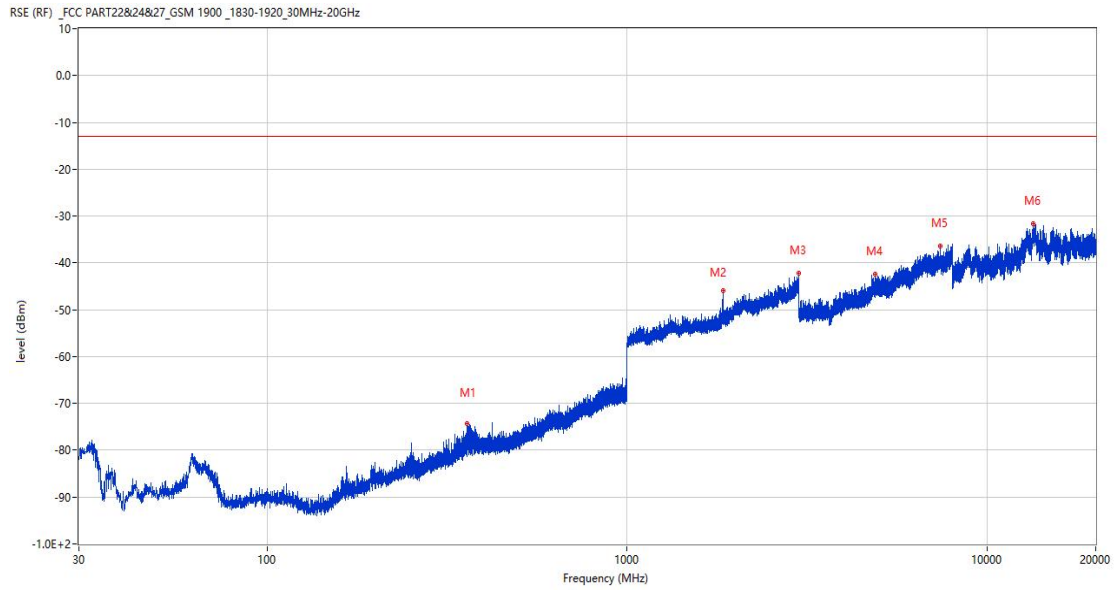
Frequency (MHz)	Result (dBm)	Factor (dB)	PK Limit (dBm)	Margin (dB)	Table (o)	ANT	EUT	Verdict
180.253	-75.68	-17.17	-13.0	62.68	25.00	Horizontal	Vertical	Pass
1851.200	-37.17	2.54	-13.0	24.17	202.00	Horizontal	Vertical	N/A
1931.200	-43.40	3.16	-13.0	30.40	276.00	Horizontal	Vertical	N/A
3886.250	-44.37	9.60	-13.0	31.37	360.00	Horizontal	Vertical	Pass
7972.500	-36.18	18.13	-13.0	23.18	226.00	Horizontal	Vertical	Pass
13359.725	-30.94	24.60	-13.0	17.94	157.00	Horizontal	Vertical	Pass

RSE-V&V EGPRS 1900 CH512



Frequency (MHz)	Result (dBm)	Factor (dB)	PK Limit (dBm)	Margin (dB)	Table (o)	ANT	EUT	Verdict
355.386	-73.19	-9.86	-13.0	60.19	91.00	Vertical	Vertical	Pass
1347.700	-51.80	0.77	-13.0	38.80	360.00	Vertical	Vertical	Pass
1851.200	-40.46	2.54	-13.0	27.46	170.00	Vertical	Vertical	N/A
2976.100	-42.24	11.62	-13.0	29.24	343.00	Vertical	Vertical	Pass
6836.000	-37.09	16.44	-13.0	24.09	0.00	Vertical	Vertical	Pass
13571.063	-31.63	25.07	-13.0	18.63	320.00	Vertical	Vertical	Pass

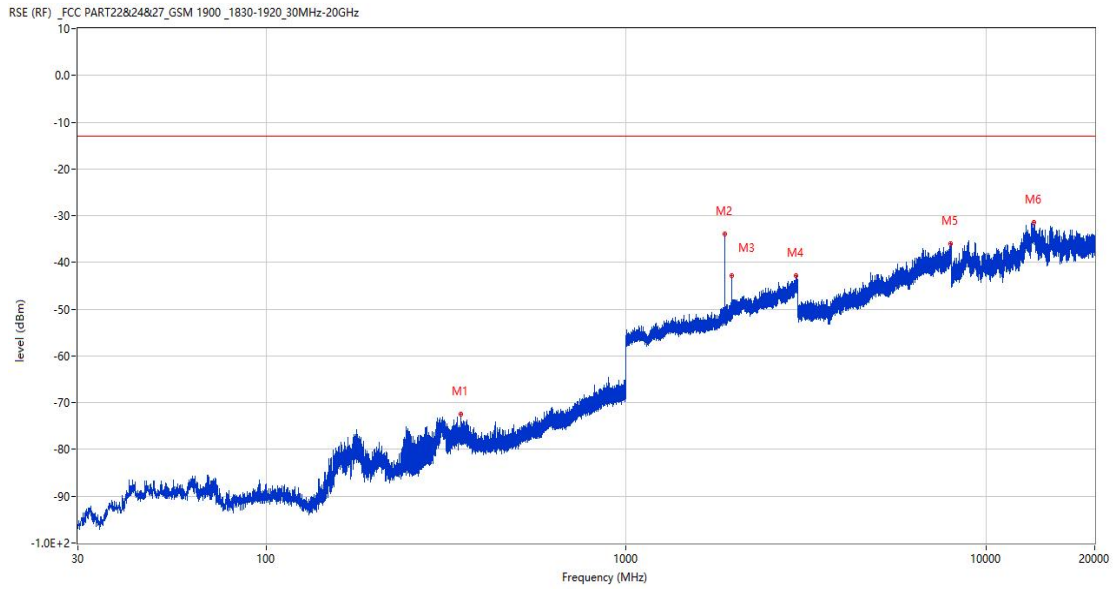
RSE-V&H EGPRS 1900 CH512



Frequency (MHz)	Result (dBm)	Factor (dB)	PK Limit (dBm)	Margin (dB)	Table (o)	ANT	EUT	Verdict
358.199	-74.23	-10.08	-13.0	61.23	314.00	Vertical	Horizontal	Pass
1851.100	-45.87	2.54	-13.0	32.87	25.00	Vertical	Horizontal	N/A
2997.100	-42.17	10.55	-13.0	29.17	344.00	Vertical	Horizontal	Pass
4883.500	-42.46	12.62	-13.0	29.46	82.00	Vertical	Horizontal	Pass
7414.750	-36.45	18.17	-13.0	23.45	126.00	Vertical	Horizontal	Pass
13383.650	-31.66	24.75	-13.0	18.66	275.00	Vertical	Horizontal	Pass

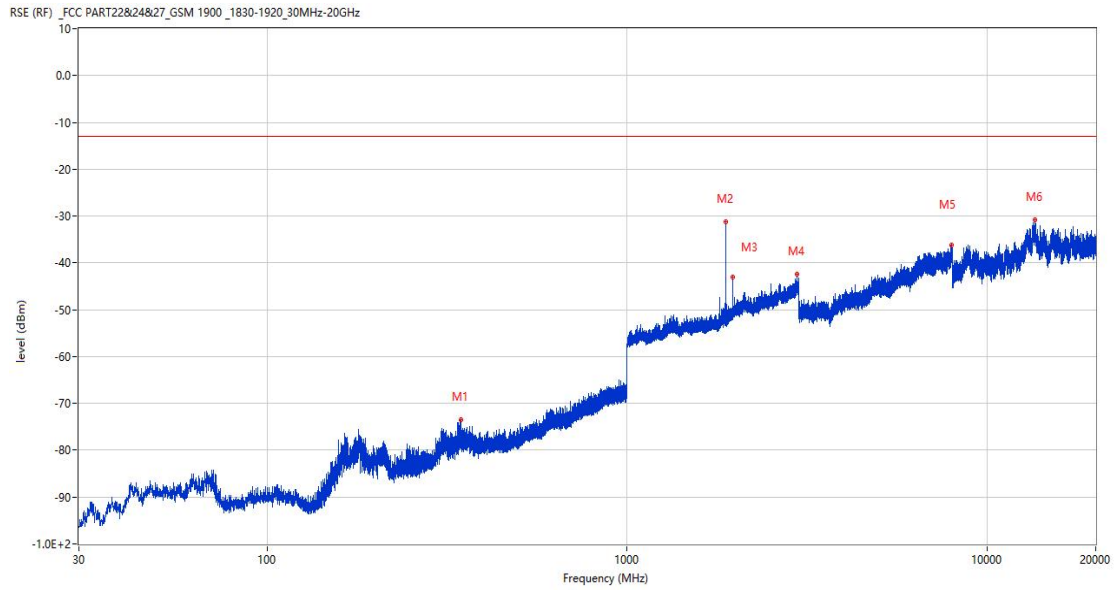
4.2 EGPRS 1900 Middle Channel

RSE-H&H EGPRS 1900 CH661



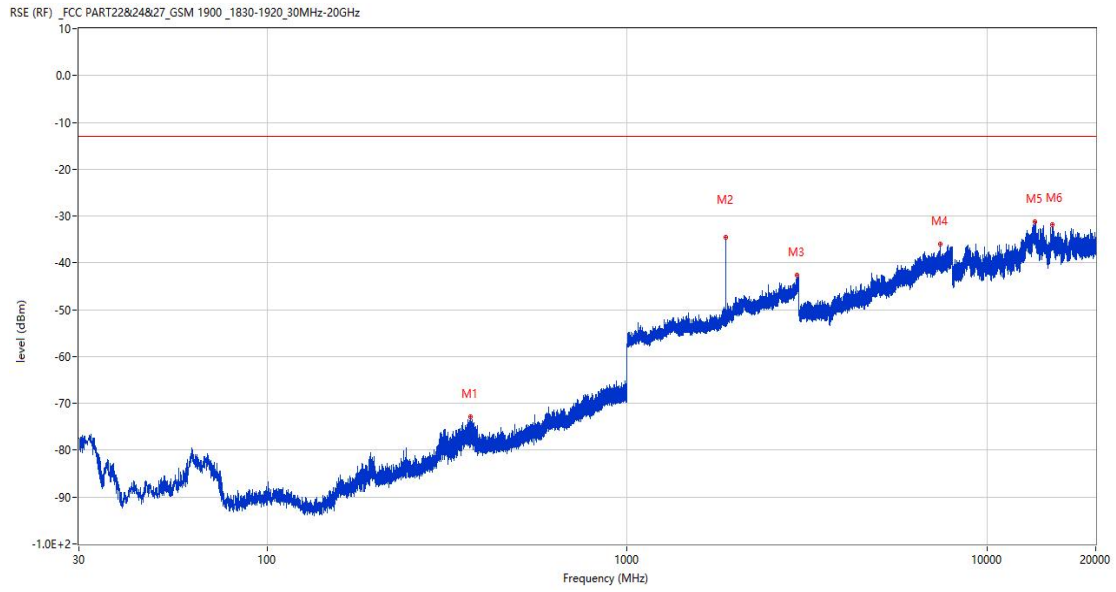
Frequency (MHz)	Result (dBm)	Factor (dB)	PK Limit (dBm)	Margin (dB)	Table (o)	ANT	EUT	Verdict
346.462	-72.45	-9.90	-13.0	59.45	5.00	Horizontal	Horizontal	Pass
1881.000	-33.92	2.77	-13.0	20.92	124.00	Horizontal	Horizontal	N/A
1960.700	-42.88	3.40	-13.0	29.88	259.00	Horizontal	Horizontal	N/A
2967.500	-42.85	11.82	-13.0	29.85	57.00	Horizontal	Horizontal	Pass
7944.000	-35.97	18.87	-13.0	22.97	148.00	Horizontal	Horizontal	Pass
13530.463	-31.40	24.72	-13.0	18.40	86.00	Horizontal	Horizontal	Pass

RSE-H&V EGPRS 1900 CH661



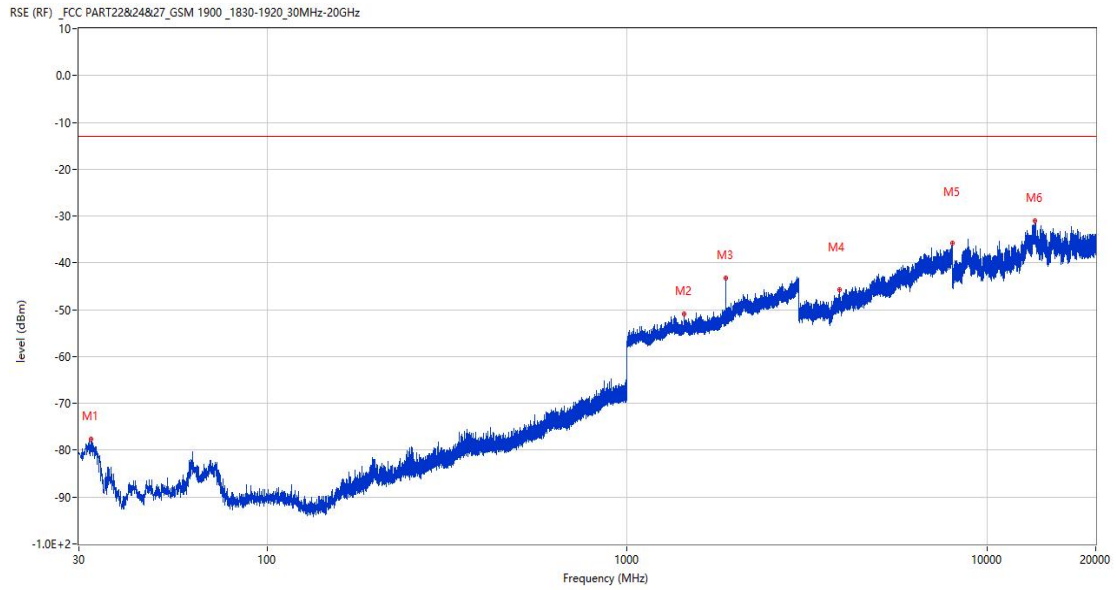
Frequency (MHz)	Result (dBm)	Factor (dB)	PK Limit (dBm)	Margin (dB)	Table (o)	ANT	EUT	Verdict
344.765	-73.44	-9.94	-13.0	60.44	112.00	Horizontal	Vertical	Pass
1880.900	-31.26	2.77	-13.0	18.26	209.00	Horizontal	Vertical	N/A
1960.700	-43.11	3.40	-13.0	30.11	271.00	Horizontal	Vertical	N/A
2964.500	-42.51	11.49	-13.0	29.51	277.00	Horizontal	Vertical	Pass
7935.000	-36.25	18.85	-13.0	23.25	137.00	Horizontal	Vertical	Pass
13541.701	-30.77	25.01	-13.0	17.77	1.00	Horizontal	Vertical	Pass

RSE-V&V EGPRS 1900 CH661



Frequency (MHz)	Result (dBm)	Factor (dB)	PK Limit (dBm)	Margin (dB)	Table (o)	ANT	EUT	Verdict
366.687	-72.86	-10.08	-13.0	59.86	271.00	Vertical	Vertical	Pass
1880.900	-34.62	2.77	-13.0	21.62	161.00	Vertical	Vertical	N/A
2960.000	-42.68	11.03	-13.0	29.68	356.00	Vertical	Vertical	Pass
7385.500	-36.00	17.59	-13.0	23.00	181.00	Vertical	Vertical	Pass
13562.724	-31.24	25.13	-13.0	18.24	109.00	Vertical	Vertical	Pass
15189.987	-31.93	23.31	-13.0	18.93	40.00	Vertical	Vertical	Pass

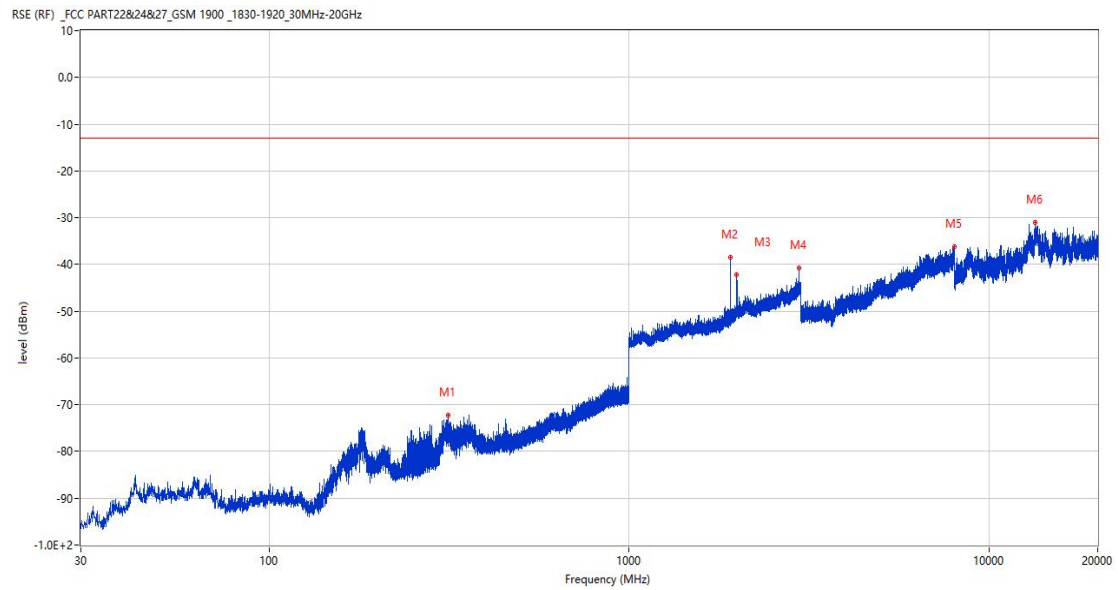
RSE-V&H EGPRS 1900 CH661



Frequency (MHz)	Result (dBm)	Factor (dB)	PK Limit (dBm)	Margin (dB)	Table (o)	ANT	EUT	Verdict
32.377	-77.56	-23.14	-13.0	64.56	242.00	Vertical	Horizontal	Pass
1436.900	-50.90	0.59	-13.0	37.90	305.00	Vertical	Horizontal	Pass
1881.100	-43.31	2.77	-13.0	30.31	162.00	Vertical	Horizontal	N/A
3878.000	-45.75	9.44	-13.0	32.75	299.00	Vertical	Horizontal	Pass
7990.000	-35.71	18.40	-13.0	22.71	276.00	Vertical	Horizontal	Pass
13589.913	-31.06	24.94	-13.0	18.06	360.00	Vertical	Horizontal	Pass

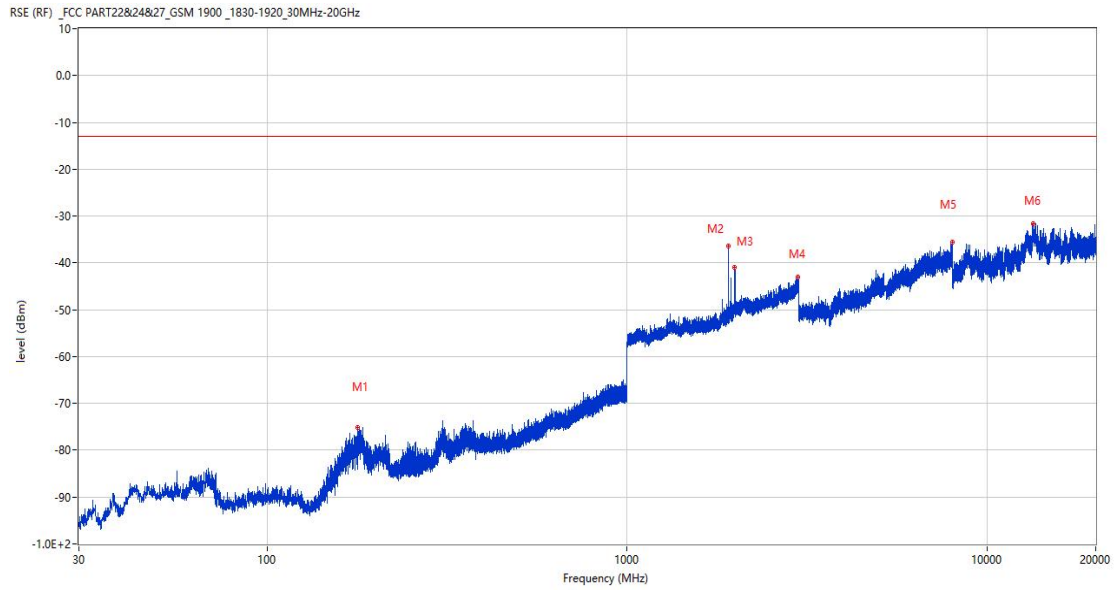
4.3 EGPRS 1900 High Channel

RSE-H&H EGPRS 1900 CH810



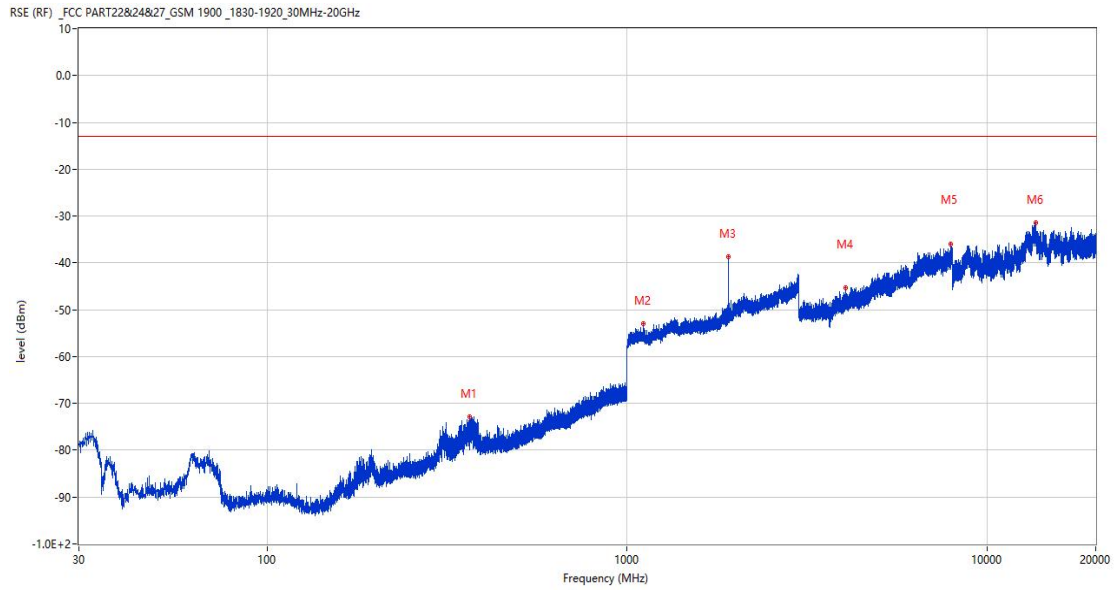
Frequency (MHz)	Result (dBm)	Factor (dB)	PK Limit (dBm)	Margin (dB)	Table (o)	ANT	EUT	Verdict
314.404	-72.32	-11.53	-13.0	59.32	101.00	Horizontal	Horizontal	Pass
1910.500	-38.56	3.10	-13.0	25.56	108.00	Horizontal	Horizontal	N/A
1990.400	-42.26	4.56	-13.0	29.26	270.00	Horizontal	Horizontal	N/A
2968.000	-40.84	11.83	-13.0	27.84	29.00	Horizontal	Horizontal	Pass
7978.500	-36.12	18.15	-13.0	23.12	333.00	Horizontal	Horizontal	Pass
13374.588	-31.10	24.69	-13.0	18.10	40.00	Horizontal	Horizontal	Pass

RSE-H&V EGPRS 1900 CH810



Frequency (MHz)	Result (dBm)	Factor (dB)	PK Limit (dBm)	Margin (dB)	Table (o)	ANT	EUT	Verdict
178.701	-75.05	-17.31	-13.0	62.05	360.00	Horizontal	Vertical	Pass
1910.600	-36.33	3.10	-13.0	23.33	196.00	Horizontal	Vertical	N/A
1990.700	-40.86	4.54	-13.0	27.86	270.00	Horizontal	Vertical	N/A
2976.900	-42.97	11.48	-13.0	29.97	314.00	Horizontal	Vertical	Pass
7991.750	-35.53	18.51	-13.0	22.53	353.00	Horizontal	Vertical	Pass
13442.013	-31.72	24.56	-13.0	18.72	1.00	Horizontal	Vertical	Pass

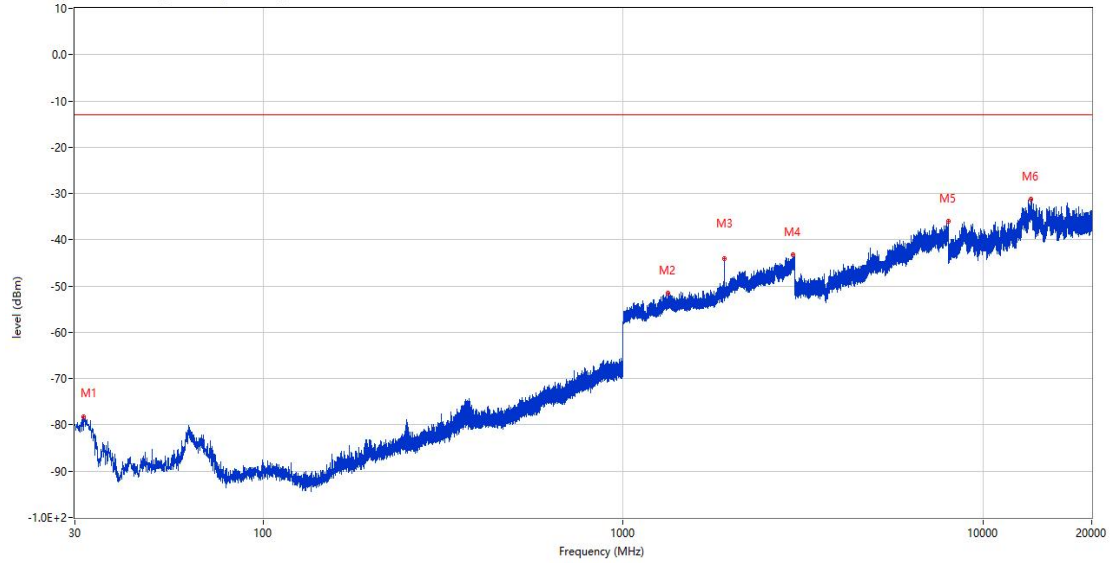
RSE-V&V EGPRS 1900 CH810



Frequency (MHz)	Result (dBm)	Factor (dB)	PK Limit (dBm)	Margin (dB)	Table (o)	ANT	EUT	Verdict
365.571	-72.89	-10.10	-13.0	59.89	300.00	Vertical	Vertical	Pass
1107.500	-52.90	-0.73	-13.0	39.90	307.00	Vertical	Vertical	Pass
1910.600	-38.64	3.10	-13.0	25.64	165.00	Vertical	Vertical	N/A
4041.750	-45.31	10.16	-13.0	32.31	278.00	Vertical	Vertical	Pass
7931.250	-36.04	18.76	-13.0	23.04	83.00	Vertical	Vertical	Pass
13607.675	-31.44	24.86	-13.0	18.44	234.00	Vertical	Vertical	Pass

RSE-V&H EGPRS 1900 CH810

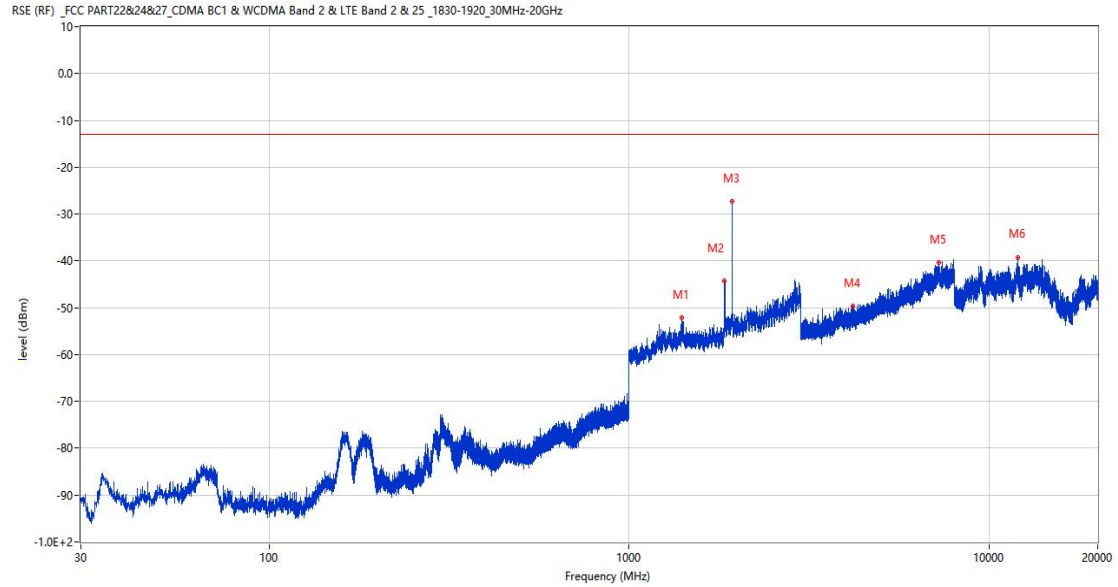
RSE (RF) _FCC PART22&24&27_GSM 1900_1830-1920_30MHz-20GHz



Frequency (MHz)	Result (dBm)	Factor (dB)	PK Limit (dBm)	Margin (dB)	Table (o)	ANT	EUT	Verdict
31.794	-78.35	-22.97	-13.0	65.35	96.00	Vertical	Horizontal	Pass
1331.900	-51.60	0.59	-13.0	38.60	109.00	Vertical	Horizontal	Pass
1910.900	-44.03	3.11	-13.0	31.03	172.00	Vertical	Horizontal	N/A
2965.200	-43.27	11.56	-13.0	30.27	66.00	Vertical	Horizontal	Pass
7983.000	-35.92	18.17	-13.0	22.92	0.00	Vertical	Horizontal	Pass
13548.588	-31.16	25.18	-13.0	18.16	229.00	Vertical	Horizontal	Pass

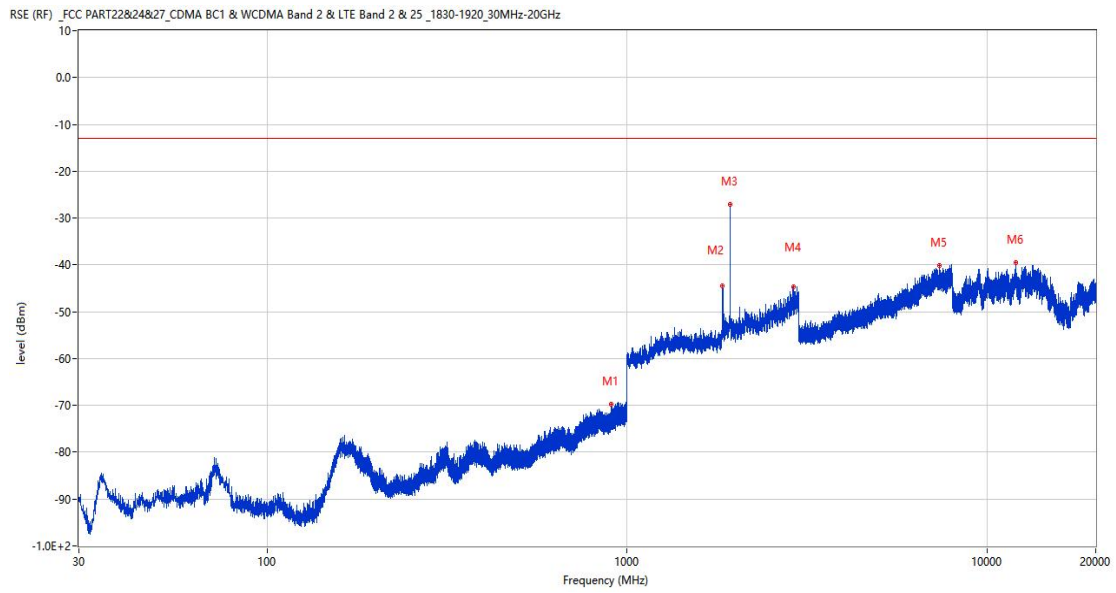
WCDMA
 5 WCDMA Band 2
 5.1 WCDMA Band 2 Low Channel

RSE-H&H WCDMA Band 2 CH9262



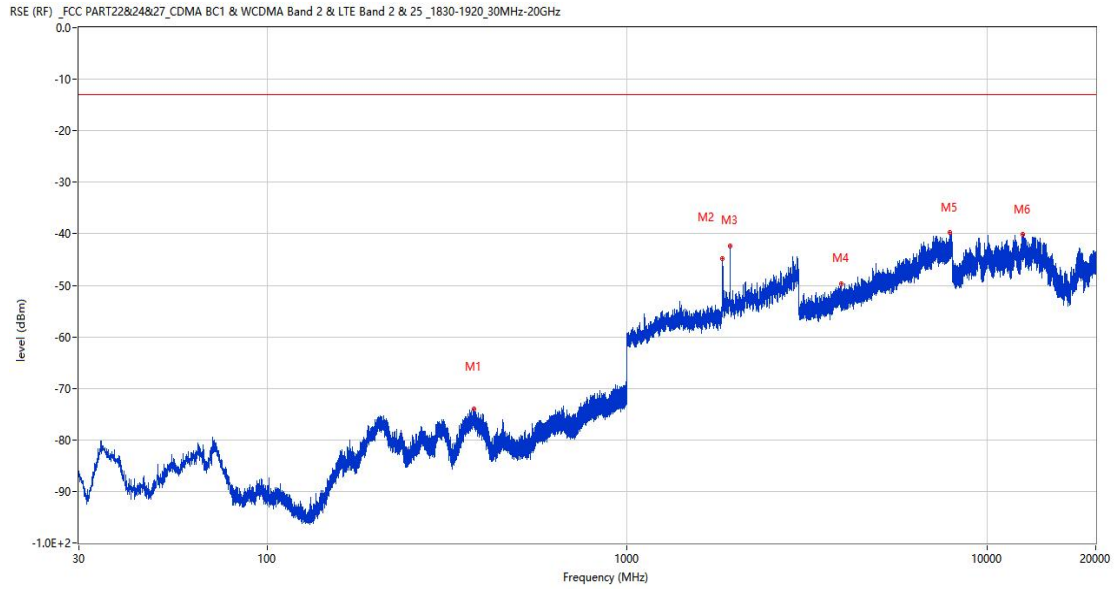
Frequency (MHz)	Result (dBm)	Factor (dB)	PK Limit (dBm)	Margin (dB)	Table (o)	ANT	EUT	Verdict
1402.900	-52.23	-1.67	-13.0	39.23	2.00	Horizontal	Horizontal	Pass
1841.900	-44.22	1.08	-13.0	31.22	49.00	Horizontal	Horizontal	Pass
1932.000	-27.35	1.72	-13.0	14.35	261.00	Horizontal	Horizontal	N/A
4184.750	-49.62	7.36	-13.0	36.62	173.00	Horizontal	Horizontal	Pass
7251.000	-40.34	14.62	-13.0	27.34	360.00	Horizontal	Horizontal	Pass
12000.925	-39.22	13.99	-13.0	26.22	43.00	Horizontal	Horizontal	Pass

RSE-H&V WCDMA Band 2 CH9262



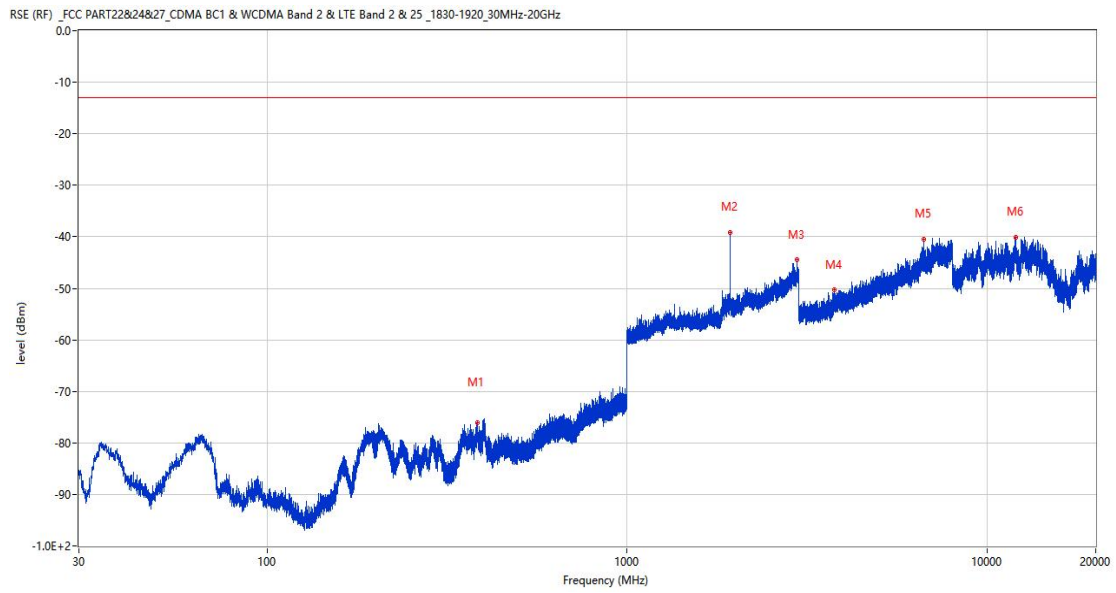
Frequency (MHz)	Result (dBm)	Factor (dB)	PK Limit (dBm)	Margin (dB)	Table (o)	ANT	EUT	Verdict
903.582	-69.72	-0.15	-13.0	56.72	334.00	Horizontal	Vertical	Pass
1841.600	-44.41	1.08	-13.0	31.41	176.00	Horizontal	Vertical	Pass
1932.300	-27.03	1.84	-13.0	14.03	245.00	Horizontal	Vertical	N/A
2889.000	-44.62	10.12	-13.0	31.62	359.00	Horizontal	Vertical	Pass
7368.500	-40.21	14.08	-13.0	27.21	2.00	Horizontal	Vertical	Pass
11994.037	-39.60	14.01	-13.0	26.60	360.00	Horizontal	Vertical	Pass

RSE-V&V WCDMA Band 2 CH9262



Frequency (MHz)	Result (dBm)	Factor (dB)	PK Limit (dBm)	Margin (dB)	Table (o)	ANT	EUT	Verdict
375.272	-73.97	-10.79	-13.0	60.97	98.00	Vertical	Vertical	Pass
1841.500	-44.74	1.08	-13.0	31.74	19.00	Vertical	Vertical	Pass
1932.800	-42.38	1.75	-13.0	29.38	95.00	Vertical	Vertical	N/A
3928.500	-49.72	6.40	-13.0	36.72	248.00	Vertical	Vertical	Pass
7876.750	-39.81	14.80	-13.0	26.81	360.00	Vertical	Vertical	Pass
12545.275	-40.20	13.61	-13.0	27.20	203.00	Vertical	Vertical	Pass

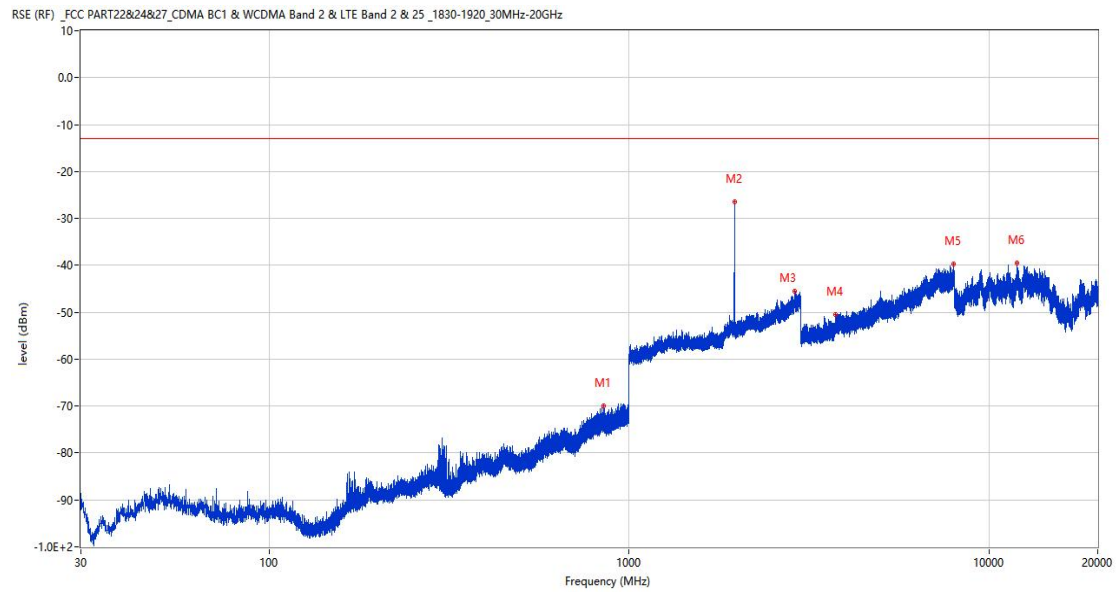
RSE-V&H WCDMA Band 2 CH9262



Frequency (MHz)	Result (dBm)	Factor (dB)	PK Limit (dBm)	Margin (dB)	Table (o)	ANT	EUT	Verdict
384.583	-76.09	-10.29	-13.0	63.09	0.00	Vertical	Horizontal	Pass
1932.700	-39.11	1.77	-13.0	26.11	193.00	Vertical	Horizontal	N/A
2966.600	-44.50	10.26	-13.0	31.50	360.00	Vertical	Horizontal	Pass
3752.000	-50.37	5.89	-13.0	37.37	174.00	Vertical	Horizontal	Pass
6679.250	-40.49	12.20	-13.0	27.49	1.00	Vertical	Horizontal	Pass
11998.788	-40.03	14.01	-13.0	27.03	360.00	Vertical	Horizontal	Pass

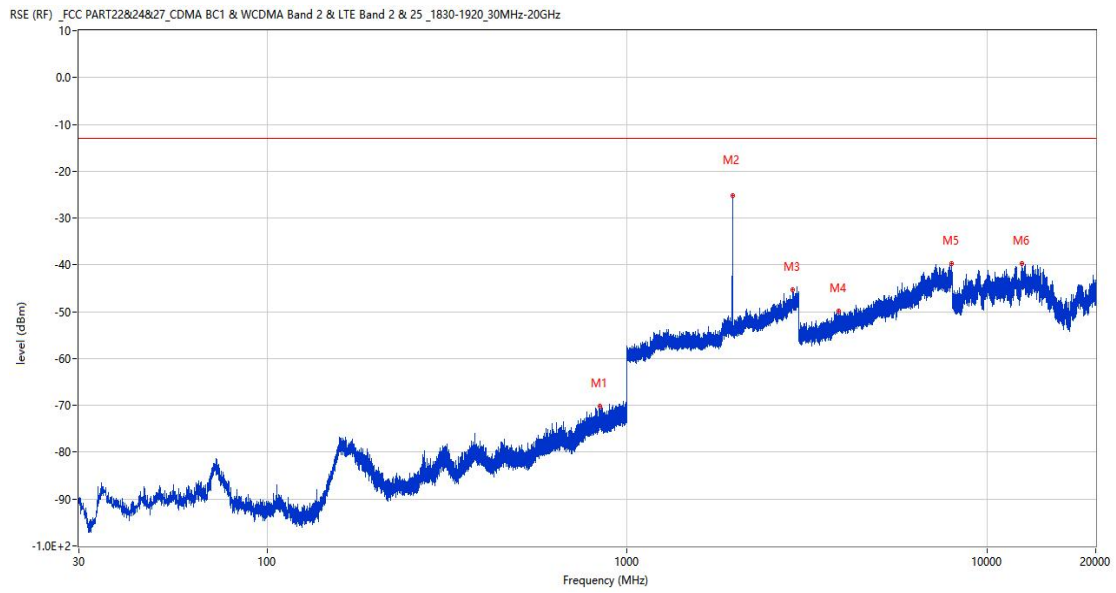
5.2 WCDMA Band 2 Middle Channel

RSE-H&H WCDMA Band 2 CH9400



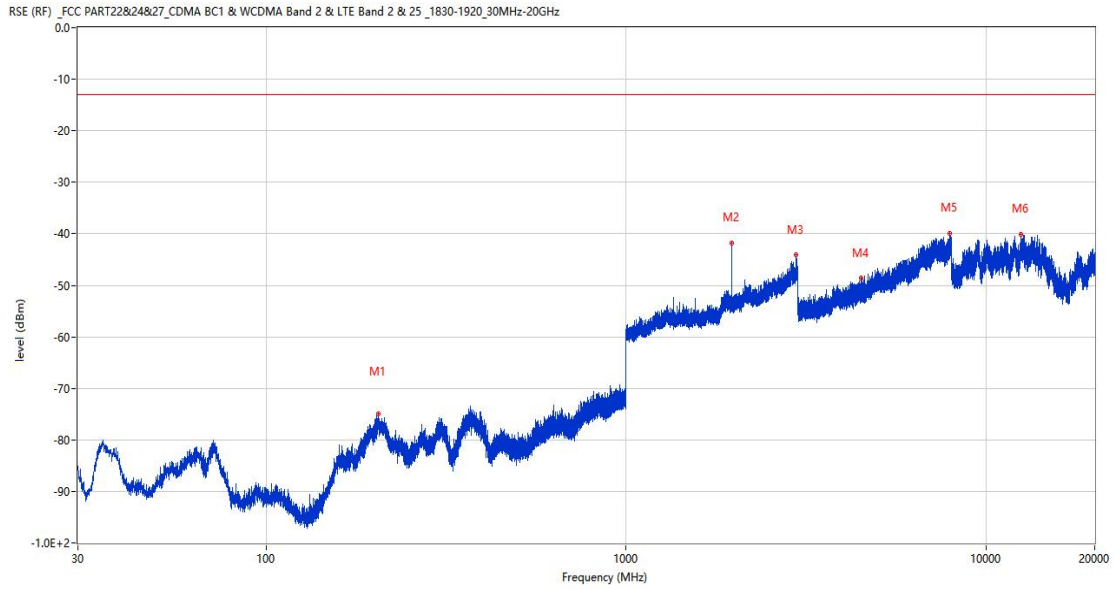
Frequency (MHz)	Result (dBm)	Factor (dB)	PK Limit (dBm)	Margin (dB)	Table (o)	ANT	EUT	Verdict
847.322	-70.01	-0.41	-13.0	57.01	25.00	Horizontal	Horizontal	Pass
1960.200	-26.49	1.42	-13.0	13.49	242.00	Horizontal	Horizontal	N/A
2887.000	-45.55	9.89	-13.0	32.55	48.00	Horizontal	Horizontal	Pass
3740.500	-50.40	5.24	-13.0	37.40	15.00	Horizontal	Horizontal	Pass
7949.750	-39.79	15.12	-13.0	26.79	185.00	Horizontal	Horizontal	Pass
11922.787	-39.58	13.81	-13.0	26.58	49.00	Horizontal	Horizontal	Pass

RSE-H&V WCDMA Band 2 CH9400



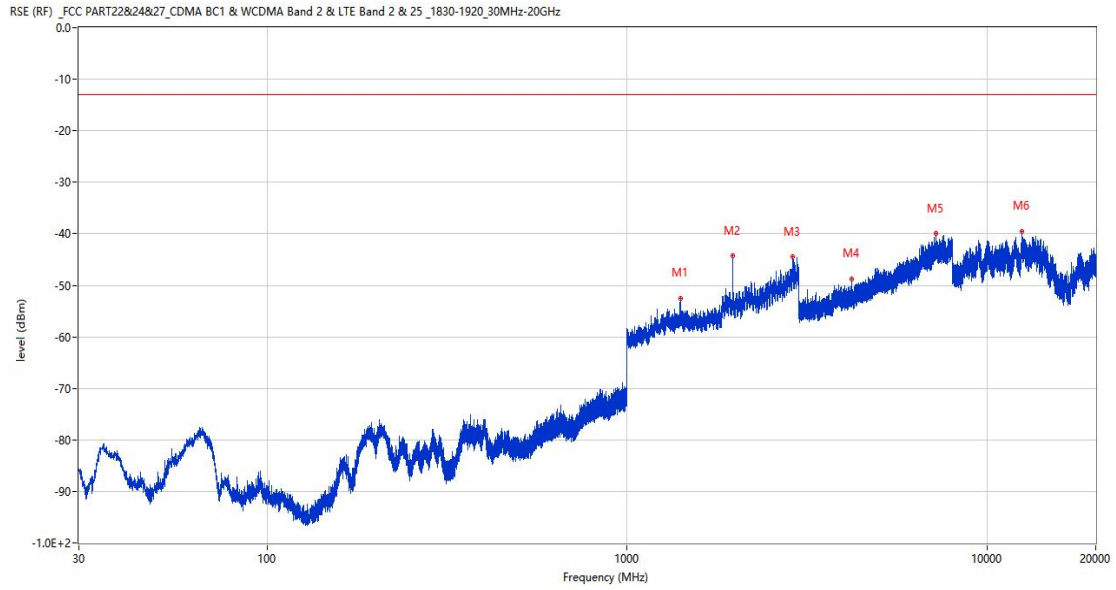
Frequency (MHz)	Result (dBm)	Factor (dB)	PK Limit (dBm)	Margin (dB)	Table (o)	ANT	EUT	Verdict
839.998	-70.15	-0.14	-13.0	57.15	341.00	Horizontal	Vertical	Pass
1960.000	-25.23	1.48	-13.0	12.23	255.00	Horizontal	Vertical	N/A
2880.800	-45.39	8.76	-13.0	32.39	244.00	Horizontal	Vertical	Pass
3865.000	-49.92	7.00	-13.0	36.92	355.00	Horizontal	Vertical	Pass
7964.500	-39.76	15.10	-13.0	26.76	360.00	Horizontal	Vertical	Pass
12497.776	-39.76	14.59	-13.0	26.76	344.00	Horizontal	Vertical	Pass

RSE-V&V WCDMA Band 2 CH9400



Frequency (MHz)	Result (dBm)	Factor (dB)	PK Limit (dBm)	Margin (dB)	Table (o)	ANT	EUT	Verdict
204.842	-75.03	-15.53	-13.0	62.03	320.00	Vertical	Vertical	Pass
1960.800	-41.76	1.50	-13.0	28.76	177.00	Vertical	Vertical	N/A
2966.600	-44.08	10.26	-13.0	31.08	302.00	Vertical	Vertical	Pass
4482.000	-48.59	7.37	-13.0	35.59	1.00	Vertical	Vertical	Pass
7914.500	-39.83	14.62	-13.0	26.83	73.00	Vertical	Vertical	Pass
12508.937	-40.08	14.42	-13.0	27.08	45.00	Vertical	Vertical	Pass

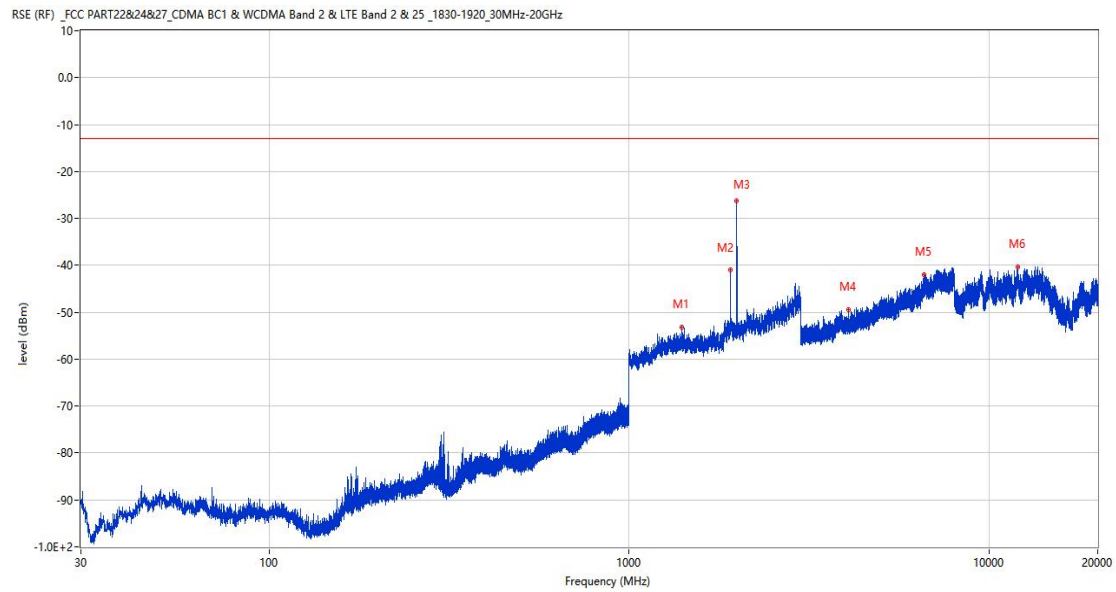
RSE-V&H WCDMA Band 2 CH9400



Frequency (MHz)	Result (dBm)	Factor (dB)	PK Limit (dBm)	Margin (dB)	Table (o)	ANT	EUT	Verdict
1406.100	-52.54	-1.59	-13.0	39.54	360.00	Vertical	Horizontal	Pass
1960.900	-44.28	1.52	-13.0	31.28	276.00	Vertical	Horizontal	N/A
2886.200	-44.52	9.65	-13.0	31.52	171.00	Vertical	Horizontal	Pass
4195.750	-48.86	7.09	-13.0	35.86	75.00	Vertical	Horizontal	Pass
7183.500	-39.97	14.12	-13.0	26.97	333.00	Vertical	Horizontal	Pass
12497.776	-39.54	14.59	-13.0	26.54	322.00	Vertical	Horizontal	Pass

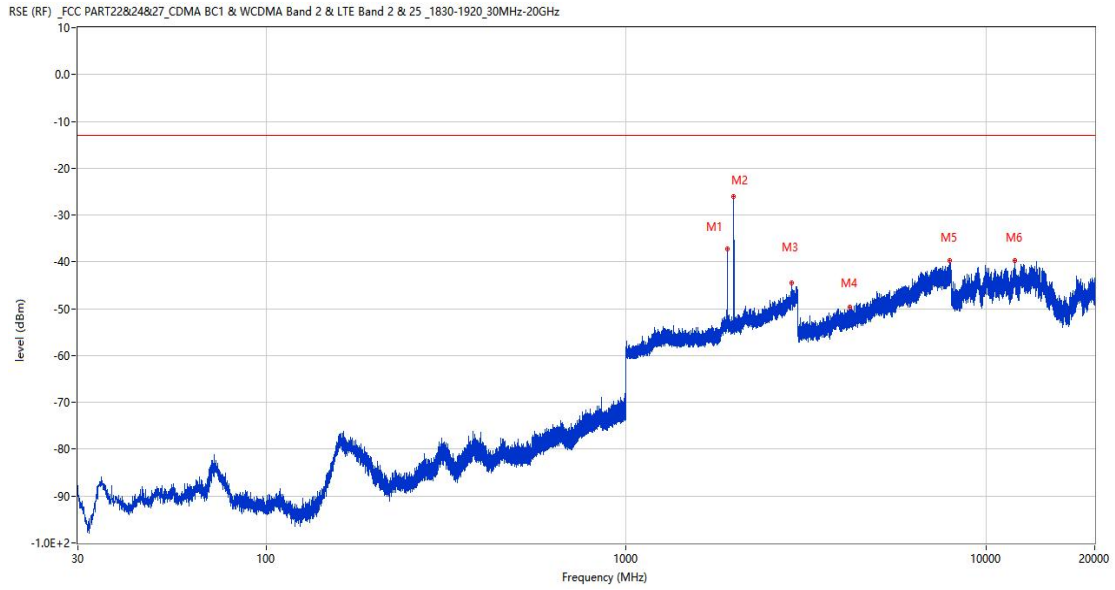
5.3 WCDMA Band 2 High Channel

RSE-H&H WCDMA Band 2 CH9538



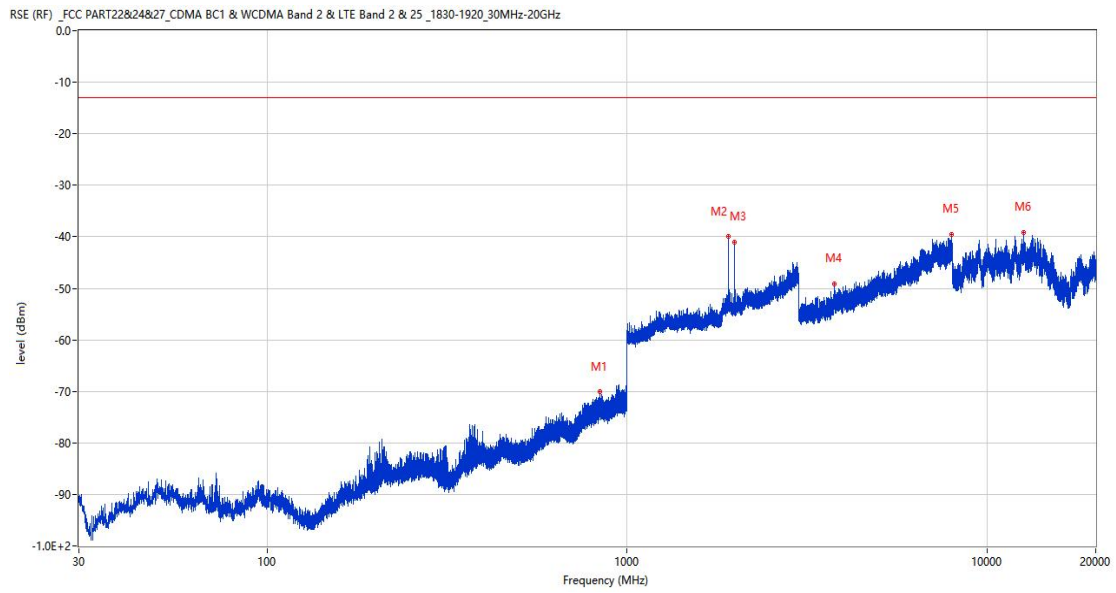
Frequency (MHz)	Result (dBm)	Factor (dB)	PK Limit (dBm)	Margin (dB)	Table (o)	ANT	EUT	Verdict
1402.400	-53.13	-1.75	-13.0	40.13	1.00	Horizontal	Horizontal	Pass
1907.200	-41.01	1.95	-13.0	28.01	61.00	Horizontal	Horizontal	N/A
1987.700	-26.31	0.90	-13.0	13.31	266.00	Horizontal	Horizontal	N/A
4053.500	-49.43	6.69	-13.0	36.43	12.00	Horizontal	Horizontal	Pass
6589.000	-42.02	12.80	-13.0	29.02	126.00	Horizontal	Horizontal	Pass
11999.263	-40.41	14.01	-13.0	27.41	215.00	Horizontal	Horizontal	Pass

RSE-H&V WCDMA Band 2 CH9538



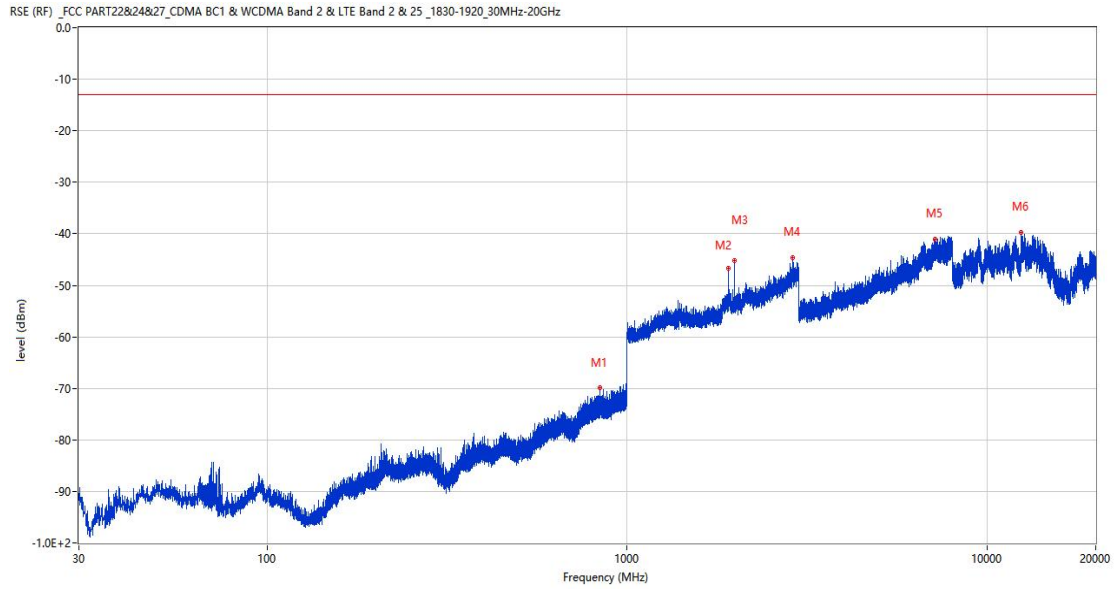
Frequency (MHz)	Result (dBm)	Factor (dB)	PK Limit (dBm)	Margin (dB)	Table (o)	ANT	EUT	Verdict
1987.300	-26.09	0.97	-13.0	13.09	254.00	Horizontal	Vertical	N/A
1907.400	-37.31	1.96	-13.0	24.31	360.00	Horizontal	Vertical	N/A
2884.900	-44.51	9.41	-13.0	31.51	97.00	Horizontal	Vertical	Pass
4172.250	-49.70	6.30	-13.0	36.70	164.00	Horizontal	Vertical	Pass
7931.750	-39.81	14.85	-13.0	26.81	331.00	Horizontal	Vertical	Pass
12006.388	-39.78	13.88	-13.0	26.78	237.00	Horizontal	Vertical	Pass

RSE-V&V WCDMA Band 2 CH9538



Frequency (MHz)	Result (dBm)	Factor (dB)	PK Limit (dBm)	Margin (dB)	Table (o)	ANT	EUT	Verdict
839.659	-70.11	-0.16	-13.0	57.11	322.00	Vertical	Vertical	Pass
1907.600	-40.00	1.96	-13.0	27.00	20.00	Vertical	Vertical	N/A
1987.100	-41.03	0.90	-13.0	28.03	88.00	Vertical	Vertical	N/A
3764.750	-49.08	7.02	-13.0	36.08	241.00	Vertical	Vertical	Pass
7955.500	-39.53	15.06	-13.0	26.53	360.00	Vertical	Vertical	Pass
12599.663	-39.12	13.99	-13.0	26.12	178.00	Vertical	Vertical	Pass

RSE-V&H WCDMA Band 2 CH9538

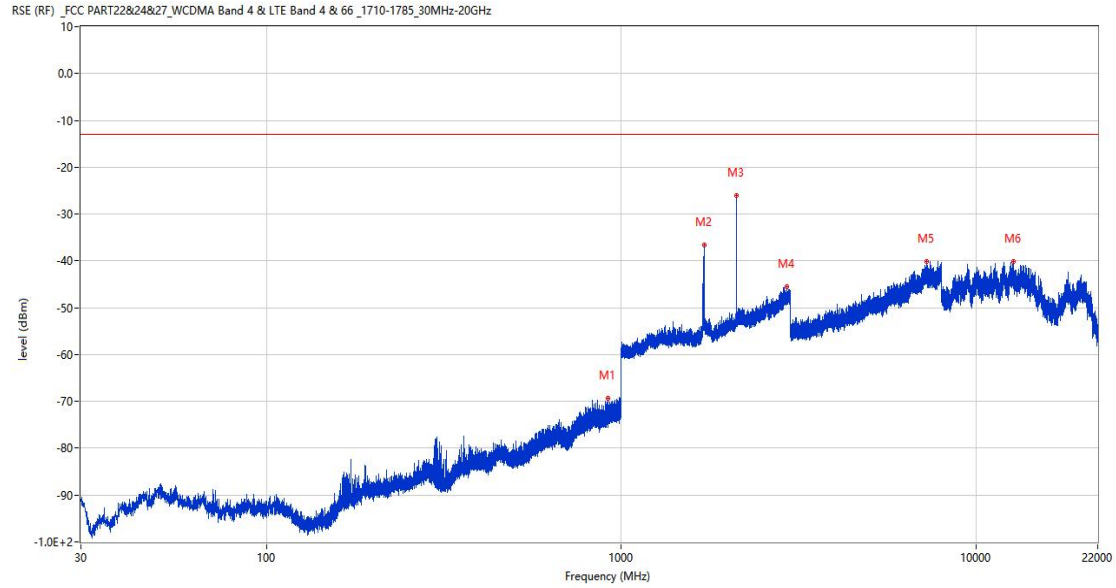


Frequency (MHz)	Result (dBm)	Factor (dB)	PK Limit (dBm)	Margin (dB)	Table (o)	ANT	EUT	Verdict
839.950	-69.83	-0.14	-13.0	56.83	360.00	Vertical	Horizontal	Pass
1907.000	-46.65	1.96	-13.0	33.65	360.00	Vertical	Horizontal	N/A
1987.200	-45.12	0.92	-13.0	32.12	360.00	Vertical	Horizontal	N/A
2886.000	-44.63	9.58	-13.0	31.63	360.00	Vertical	Horizontal	Pass
7164.000	-41.02	13.92	-13.0	28.02	279.00	Vertical	Horizontal	Pass
12427.713	-39.81	13.73	-13.0	26.81	240.00	Vertical	Horizontal	Pass

6 WCDMA Band 4

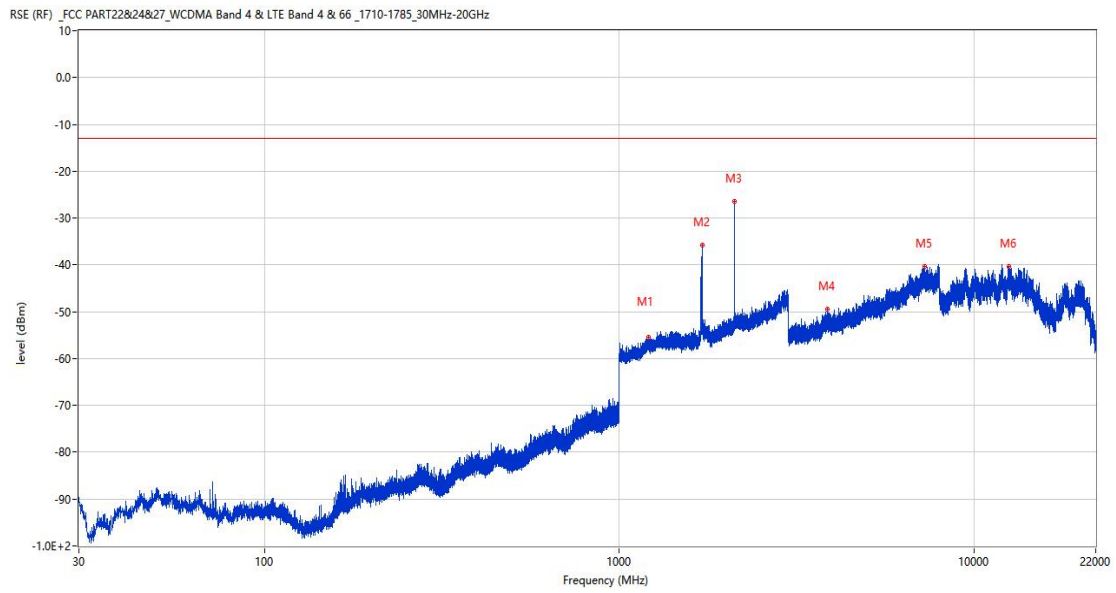
6.1 WCDMA Band 4 Low Channel

RSE-H&H WCDMA Band 4 CH1312



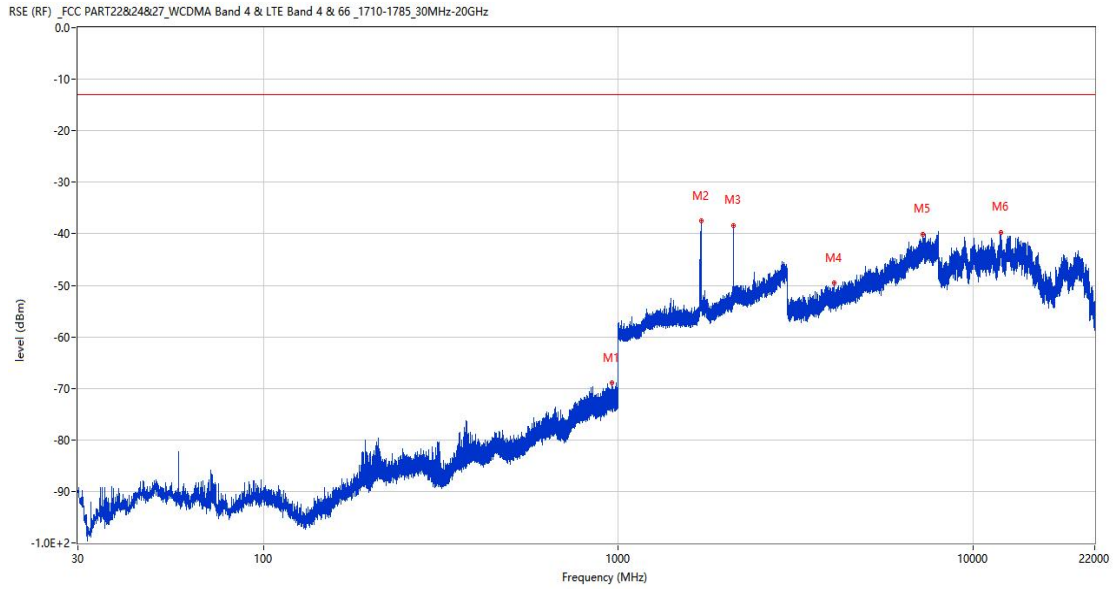
Frequency (MHz)	Result (dBm)	Factor (dB)	PK Limit (dBm)	Margin (dB)	Table (o)	ANT	EUT	Verdict
917.550	-69.38	0.09	-13.0	56.38	0.00	Horizontal	Horizontal	Pass
1712.200	-36.64	1.36	-13.0	23.64	138.00	Horizontal	Horizontal	N/A
2112.500	-25.97	2.93	-13.0	12.97	246.00	Horizontal	Horizontal	N/A
2920.200	-45.49	9.60	-13.0	32.49	311.00	Horizontal	Horizontal	Pass
7243.750	-40.13	14.48	-13.0	27.13	130.00	Horizontal	Horizontal	Pass
12731.475	-40.21	14.82	-13.0	27.21	0.00	Horizontal	Horizontal	Pass

RSE-H&V WCDMA Band 4 CH1312



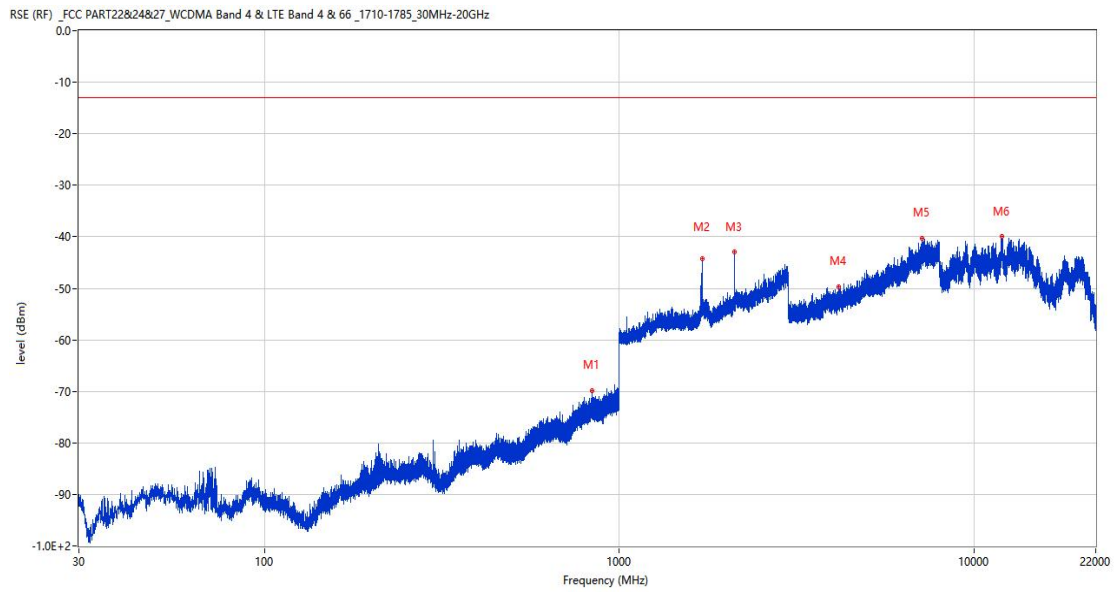
Frequency (MHz)	Result (dBm)	Factor (dB)	PK Limit (dBm)	Margin (dB)	Table (o)	ANT	EUT	Verdict
1211.700	-55.41	-1.93	-13.0	42.41	339.00	Horizontal	Vertical	Pass
1712.000	-35.77	1.37	-13.0	22.77	19.00	Horizontal	Vertical	N/A
2112.000	-26.51	2.80	-13.0	13.51	249.00	Horizontal	Vertical	N/A
3858.500	-49.43	7.18	-13.0	36.43	78.00	Horizontal	Vertical	Pass
7235.500	-40.41	14.39	-13.0	27.41	360.00	Horizontal	Vertical	Pass
12494.451	-40.35	14.54	-13.0	27.35	300.00	Horizontal	Vertical	Pass

RSE-V&V WCDMA Band 4 CH1312



Frequency (MHz)	Result (dBm)	Factor (dB)	PK Limit (dBm)	Margin (dB)	Table (o)	ANT	EUT	Verdict
960.618	-69.01	1.15	-13.0	56.01	229.00	Vertical	Vertical	Pass
1712.000	-37.56	1.37	-13.0	24.56	15.00	Vertical	Vertical	N/A
2112.100	-38.41	2.90	-13.0	25.41	138.00	Vertical	Vertical	N/A
4063.500	-49.62	6.71	-13.0	36.62	221.00	Vertical	Vertical	Pass
7205.000	-40.05	14.12	-13.0	27.05	152.00	Vertical	Vertical	Pass
11953.662	-39.65	14.04	-13.0	26.65	124.00	Vertical	Vertical	Pass

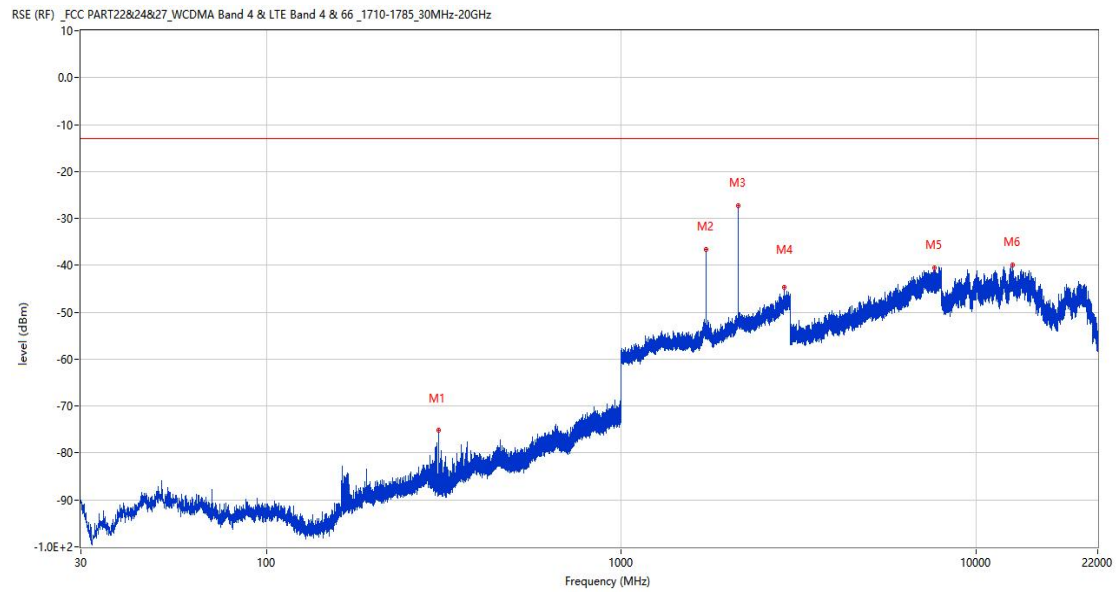
RSE-V&H WCDMA Band 4 CH1312



Frequency (MHz)	Result (dBm)	Factor (dB)	PK Limit (dBm)	Margin (dB)	Table (o)	ANT	EUT	Verdict
838.834	-69.84	-0.18	-13.0	56.84	128.00	Vertical	Horizontal	Pass
1712.800	-44.23	1.37	-13.0	31.23	1.00	Vertical	Horizontal	N/A
2112.400	-43.02	2.84	-13.0	30.02	330.00	Vertical	Horizontal	N/A
4154.000	-49.64	6.45	-13.0	36.64	36.00	Vertical	Horizontal	Pass
7142.250	-40.28	13.74	-13.0	27.28	0.00	Vertical	Horizontal	Pass
12002.588	-39.91	13.96	-13.0	26.91	360.00	Vertical	Horizontal	Pass

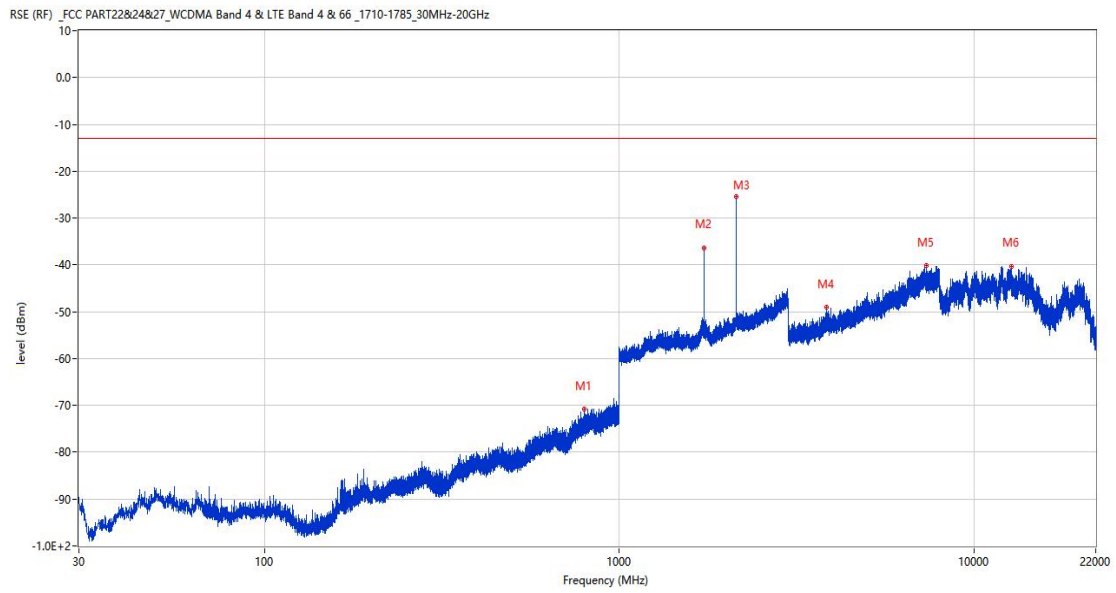
6.2 WCDMA Band 4 Middle Channel

RSE-H&H WCDMA Band 4 CH1412



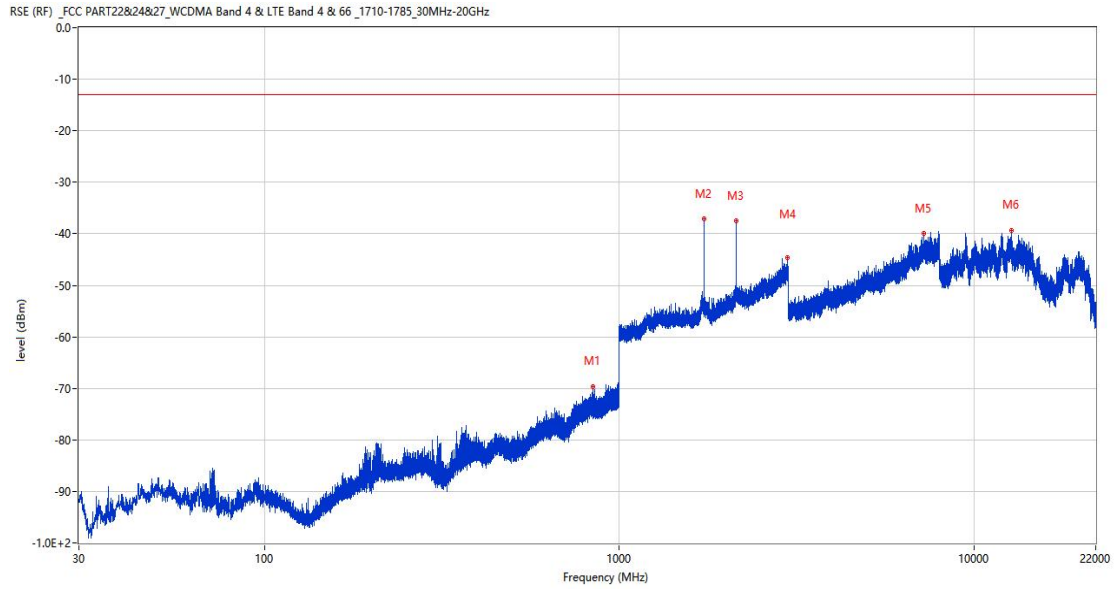
Frequency (MHz)	Result (dBm)	Factor (dB)	PK Limit (dBm)	Margin (dB)	Table (o)	ANT	EUT	Verdict
304.946	-75.21	-14.86	-13.0	62.21	114.00	Horizontal	Horizontal	Pass
1732.200	-36.55	1.09	-13.0	23.55	61.00	Horizontal	Horizontal	N/A
2132.300	-27.23	3.09	-13.0	14.23	256.00	Horizontal	Horizontal	N/A
2875.700	-44.73	8.92	-13.0	31.73	50.00	Horizontal	Horizontal	Pass
7616.000	-40.62	13.29	-13.0	27.62	188.00	Horizontal	Horizontal	Pass
12698.937	-39.88	14.85	-13.0	26.88	279.00	Horizontal	Horizontal	Pass

RSE-H&V WCDMA Band 4 CH1412



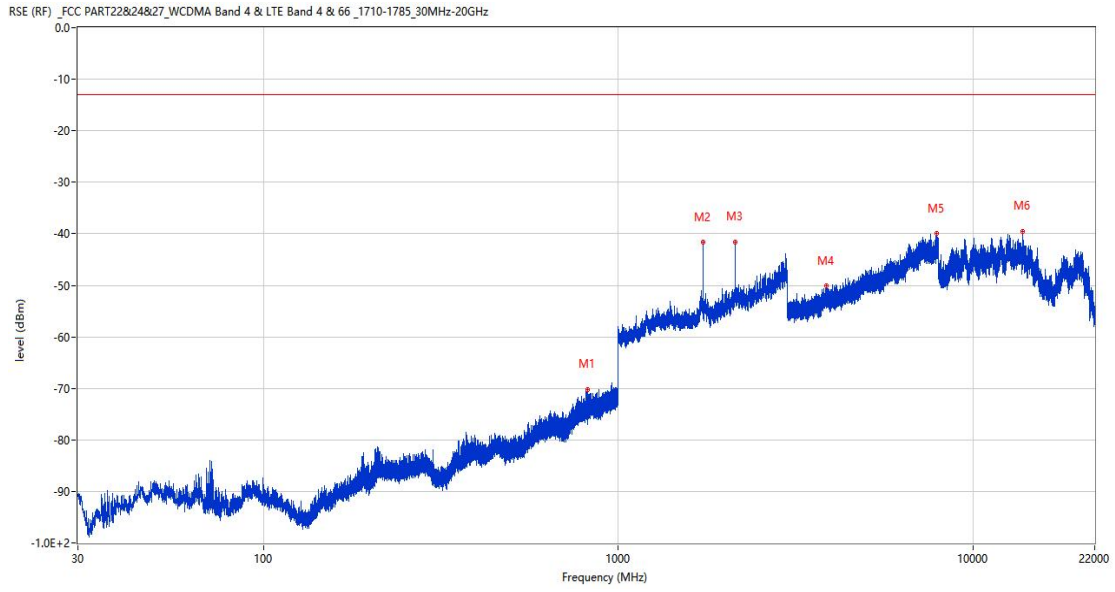
Frequency (MHz)	Result (dBm)	Factor (dB)	PK Limit (dBm)	Margin (dB)	Table (o)	ANT	EUT	Verdict
798.385	-70.77	-1.39	-13.0	57.77	194.00	Horizontal	Vertical	Pass
1732.000	-36.30	1.09	-13.0	23.30	3.00	Horizontal	Vertical	N/A
2132.600	-25.39	3.10	-13.0	12.39	244.00	Horizontal	Vertical	N/A
3842.500	-49.06	6.72	-13.0	36.06	1.00	Horizontal	Vertical	Pass
7352.500	-40.15	14.70	-13.0	27.15	51.00	Horizontal	Vertical	Pass
12726.725	-40.26	14.83	-13.0	27.26	93.00	Horizontal	Vertical	Pass

RSE-V&V WCDMA Band 4 CH1412



Frequency (MHz)	Result (dBm)	Factor (dB)	PK Limit (dBm)	Margin (dB)	Table (o)	ANT	EUT	Verdict
841.841	-69.66	-0.18	-13.0	56.66	243.00	Vertical	Vertical	Pass
1732.000	-37.12	1.09	-13.0	24.12	20.00	Vertical	Vertical	N/A
2132.000	-37.53	3.09	-13.0	24.53	148.00	Vertical	Vertical	N/A
2978.100	-44.55	9.46	-13.0	31.55	1.00	Vertical	Vertical	Pass
7221.250	-39.95	13.89	-13.0	26.95	275.00	Vertical	Vertical	Pass
12702.500	-39.27	14.87	-13.0	26.27	12.00	Vertical	Vertical	Pass

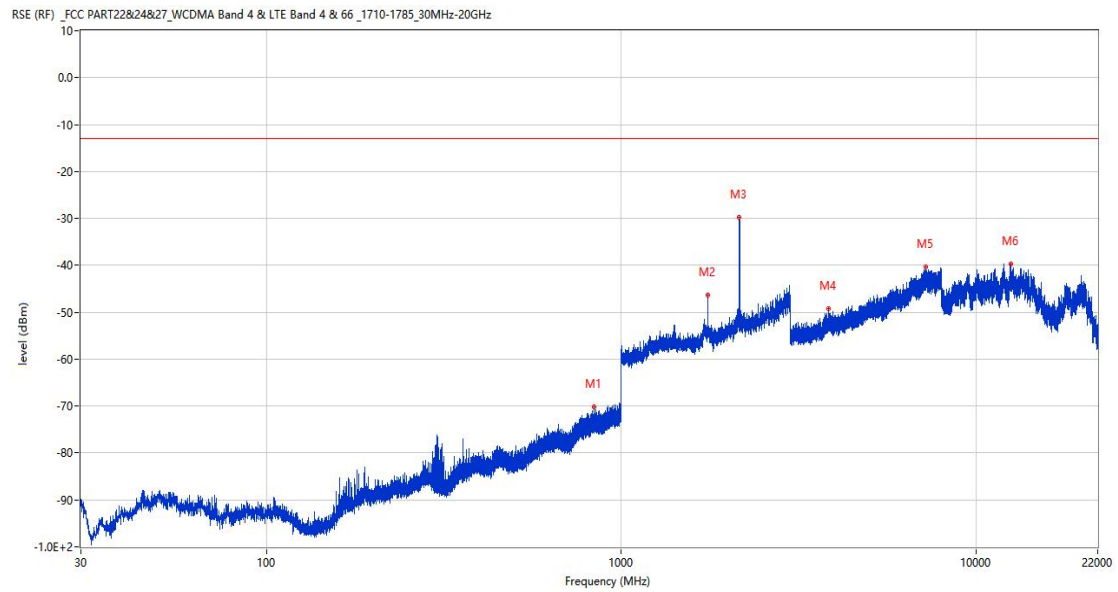
RSE-V&H WCDMA Band 4 CH1412



Frequency (MHz)	Result (dBm)	Factor (dB)	PK Limit (dBm)	Margin (dB)	Table (o)	ANT	EUT	Verdict
820.793	-70.22	-1.09	-13.0	57.22	81.00	Vertical	Horizontal	Pass
1731.900	-41.69	1.10	-13.0	28.69	340.00	Vertical	Horizontal	N/A
2132.100	-41.57	3.19	-13.0	28.57	360.00	Vertical	Horizontal	N/A
3856.750	-50.15	7.20	-13.0	37.15	62.00	Vertical	Horizontal	Pass
7901.000	-40.00	14.57	-13.0	27.00	280.00	Vertical	Horizontal	Pass
13813.750	-39.53	16.86	-13.0	26.53	128.00	Vertical	Horizontal	Pass

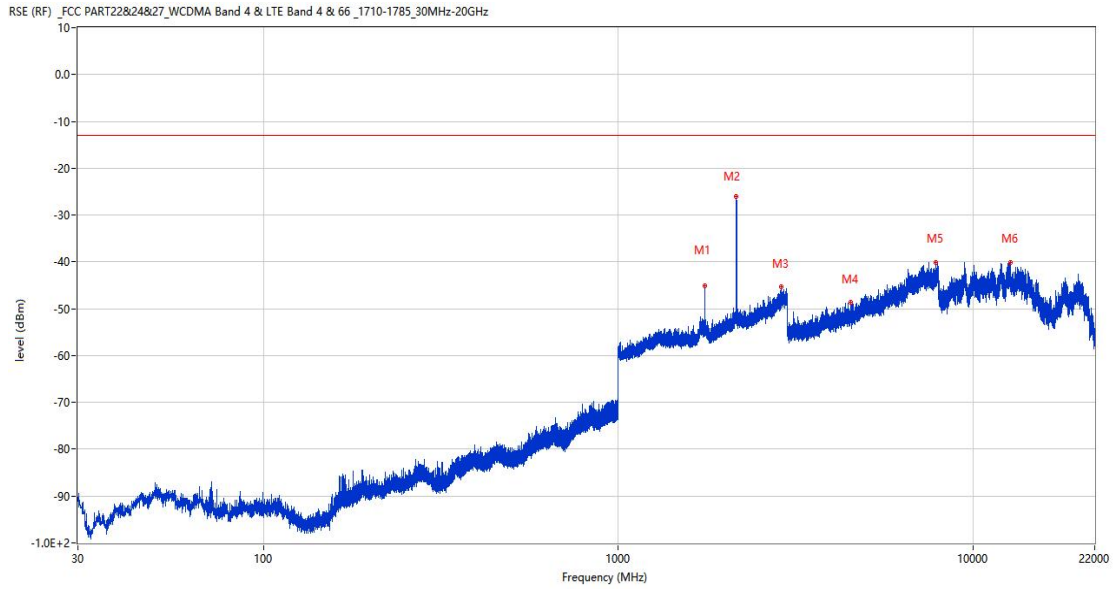
6.3 WCDMA Band 4 High Channel

RSE-H&H WCDMA Band 4 CH1513



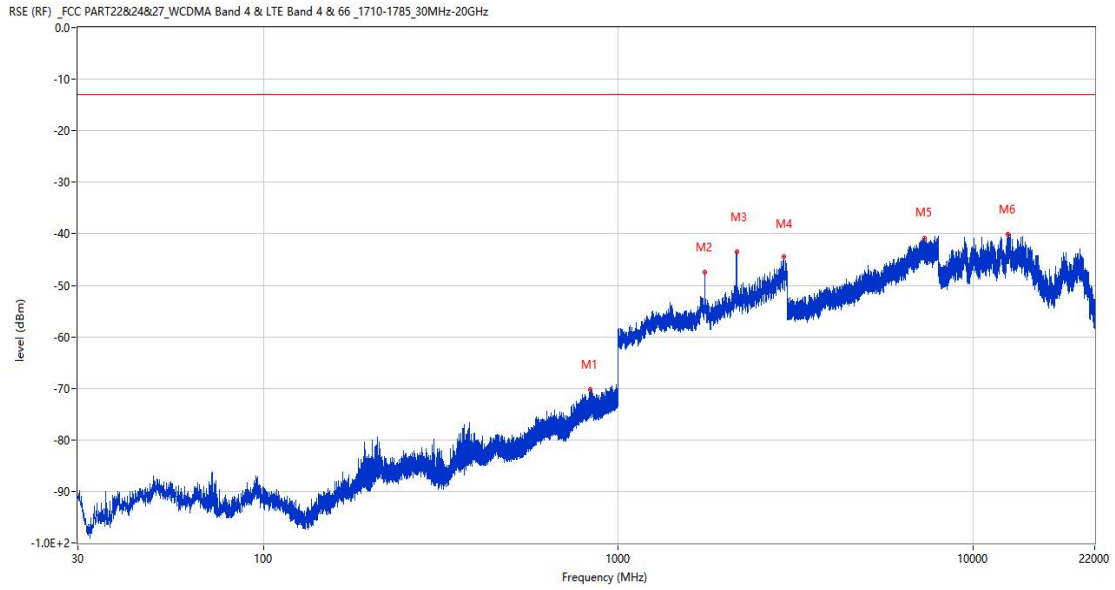
Frequency (MHz)	Result (dBm)	Factor (dB)	PK Limit (dBm)	Margin (dB)	Table (o)	ANT	EUT	Verdict
840.047	-70.12	-0.13	-13.0	57.12	123.00	Horizontal	Horizontal	Pass
1753.500	-46.38	0.82	-13.0	33.38	135.00	Horizontal	Horizontal	N/A
2152.800	-29.72	3.01	-13.0	16.72	242.00	Horizontal	Horizontal	N/A
3843.500	-49.29	6.86	-13.0	36.29	1.00	Horizontal	Horizontal	Pass
7209.000	-40.34	14.03	-13.0	27.34	350.00	Horizontal	Horizontal	Pass
12495.875	-39.70	14.56	-13.0	26.70	249.00	Horizontal	Horizontal	Pass

RSE-H&V WCDMA Band 4 CH1513



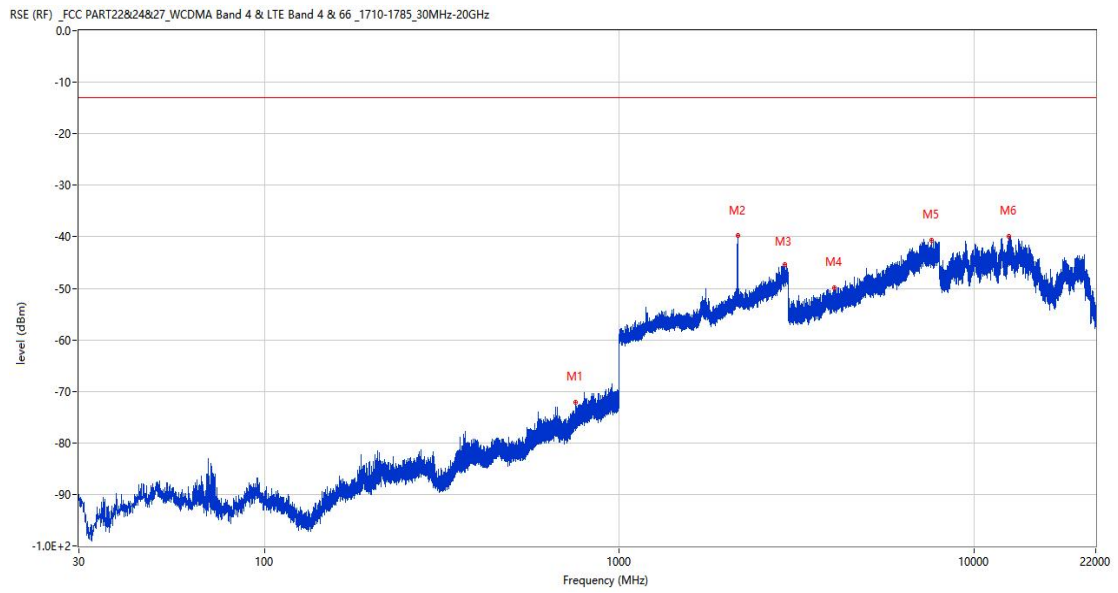
Frequency (MHz)	Result (dBm)	Factor (dB)	PK Limit (dBm)	Margin (dB)	Table (o)	ANT	EUT	Verdict
1753.100	-45.11	0.83	-13.0	32.11	1.00	Horizontal	Vertical	N/A
2152.300	-25.98	2.88	-13.0	12.98	251.00	Horizontal	Vertical	N/A
2883.200	-45.37	8.94	-13.0	32.37	1.00	Horizontal	Vertical	Pass
4513.500	-48.58	7.85	-13.0	35.58	24.00	Horizontal	Vertical	Pass
7830.000	-40.06	14.97	-13.0	27.06	105.00	Horizontal	Vertical	Pass
12718.888	-40.03	14.84	-13.0	27.03	202.00	Horizontal	Vertical	Pass

RSE-V&V WCDMA Band 4 CH1513



Frequency (MHz)	Result (dBm)	Factor (dB)	PK Limit (dBm)	Margin (dB)	Table (o)	ANT	EUT	Verdict
831.463	-70.27	-0.55	-13.0	57.27	239.00	Vertical	Vertical	Pass
1753.800	-47.54	0.82	-13.0	34.54	360.00	Vertical	Vertical	N/A
2153.200	-43.46	3.09	-13.0	30.46	360.00	Vertical	Vertical	N/A
2920.600	-44.46	9.64	-13.0	31.46	108.00	Vertical	Vertical	Pass
7278.250	-40.80	14.41	-13.0	27.80	189.00	Vertical	Vertical	Pass
12495.875	-40.12	14.56	-13.0	27.12	205.00	Vertical	Vertical	Pass

RSE-V&H WCDMA Band 4 CH1513

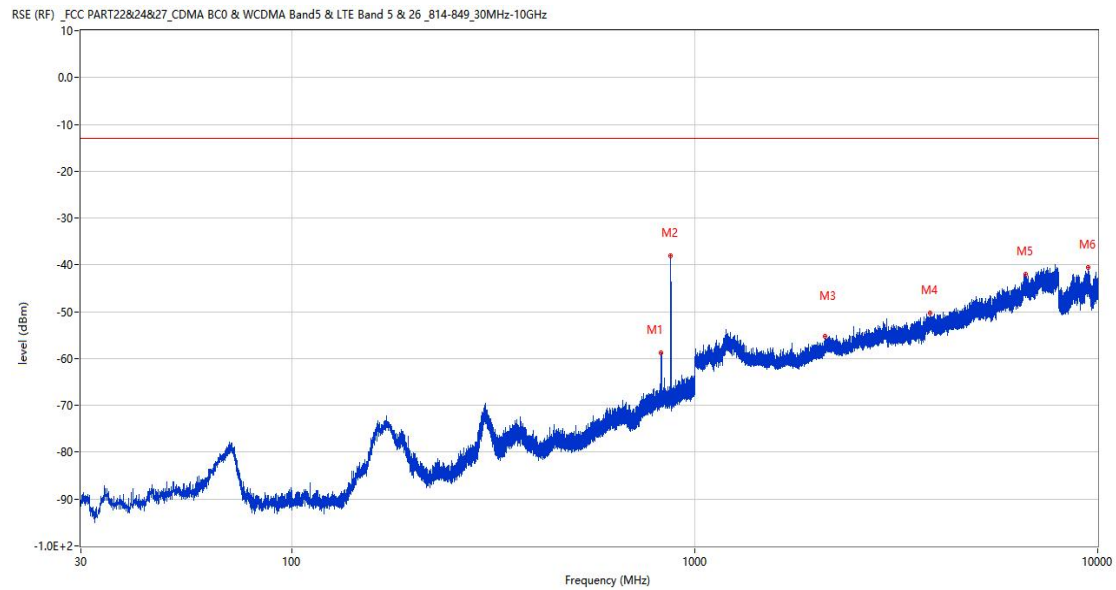


Frequency (MHz)	Result (dBm)	Factor (dB)	PK Limit (dBm)	Margin (dB)	Table (o)	ANT	EUT	Verdict
754.153	-72.09	-2.81	-13.0	59.09	360.00	Vertical	Horizontal	Pass
2152.300	-39.82	3.00	-13.0	26.82	360.00	Vertical	Horizontal	N/A
2919.100	-45.40	9.65	-13.0	32.40	256.00	Vertical	Horizontal	Pass
4027.750	-49.89	6.79	-13.0	36.89	322.00	Vertical	Horizontal	Pass
7594.750	-40.61	13.76	-13.0	27.61	253.00	Vertical	Horizontal	Pass
12512.500	-39.86	14.34	-13.0	26.86	299.00	Vertical	Horizontal	Pass

7 WCDMA Band 5

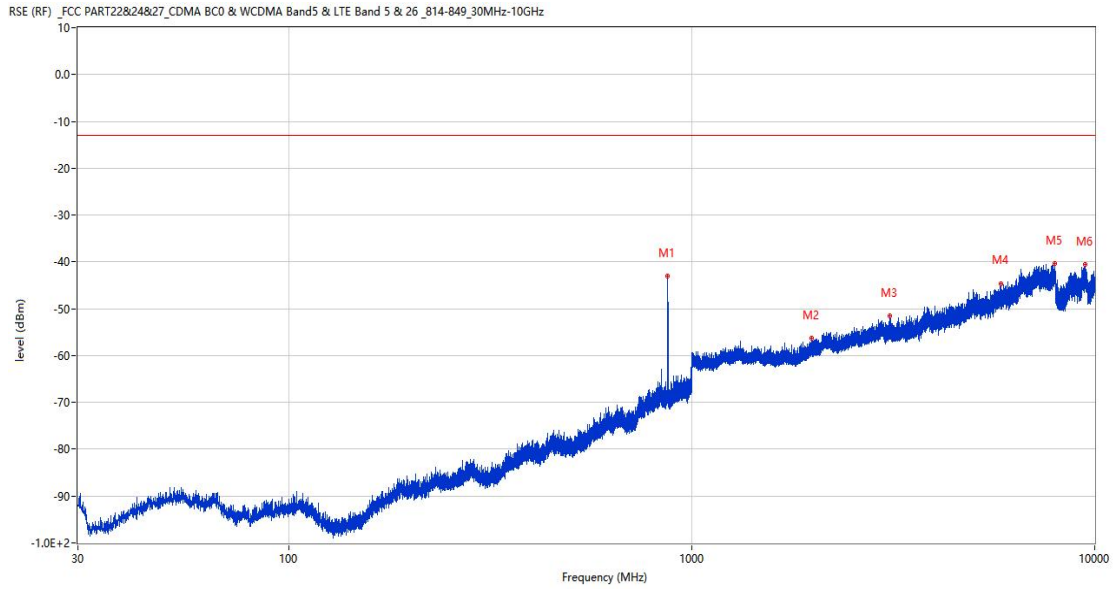
7.1 WCDMA Band 5 Low Channel

RSE-H&H WCDMA Band 5 CH4132



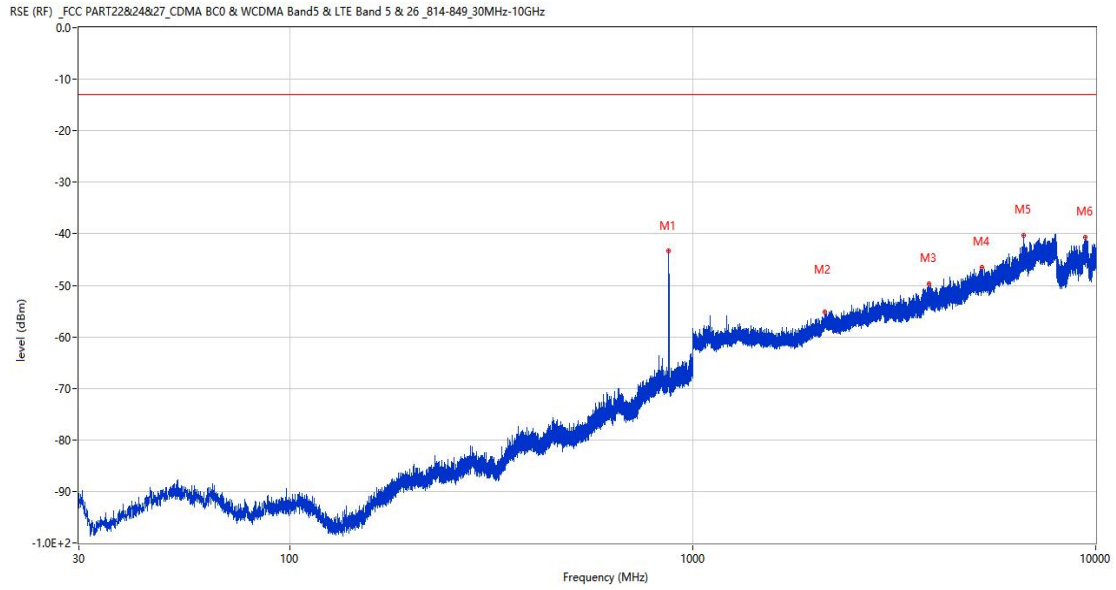
Frequency (MHz)	Result (dBm)	Factor (dB)	PK Limit (dBm)	Margin (dB)	Table (o)	ANT	EUT	Verdict
825.836	-58.81	4.48	-13.0	45.81	225.00	Horizontal	Horizontal	N/A
872.833	-38.11	4.15	-13.0	25.11	249.00	Horizontal	Horizontal	N/A
2103.300	-55.25	-2.45	-13.0	42.25	225.00	Horizontal	Horizontal	Pass
3837.500	-50.32	6.39	-13.0	37.32	340.00	Horizontal	Horizontal	Pass
6614.250	-41.96	12.67	-13.0	28.96	190.00	Horizontal	Horizontal	Pass
9463.200	-40.62	13.50	-13.0	27.62	312.00	Horizontal	Horizontal	Pass

RSE-H&V WCDMA Band 5 CH4132



Frequency (MHz)	Result (dBm)	Factor (dB)	PK Limit (dBm)	Margin (dB)	Table (o)	ANT	EUT	Verdict
872.009	-43.07	4.30	-13.0	30.07	247.00	Horizontal	Vertical	N/A
1989.200	-56.25	-3.99	-13.0	43.25	261.00	Horizontal	Vertical	Pass
3094.250	-51.51	4.27	-13.0	38.51	341.00	Horizontal	Vertical	Pass
5846.000	-44.60	10.58	-13.0	31.60	223.00	Horizontal	Vertical	Pass
7964.250	-40.32	15.11	-13.0	27.32	93.00	Horizontal	Vertical	Pass
9491.000	-40.64	12.91	-13.0	27.64	330.00	Horizontal	Vertical	Pass

RSE-V&V WCDMA Band 5 CH4132



Frequency (MHz)	Result (dBm)	Factor (dB)	PK Limit (dBm)	Margin (dB)	Table (o)	ANT	EUT	Verdict
871.281	-43.35	4.35	-13.0	30.35	158.00	Vertical	Vertical	N/A
2127.200	-55.26	-2.04	-13.0	42.26	118.00	Vertical	Vertical	Pass
3853.500	-49.63	7.32	-13.0	36.63	277.00	Vertical	Vertical	Pass
5214.000	-46.48	8.56	-13.0	33.48	277.00	Vertical	Vertical	Pass
6639.250	-40.28	13.07	-13.0	27.28	277.00	Vertical	Vertical	Pass
9428.200	-40.61	13.60	-13.0	27.61	13.00	Vertical	Vertical	Pass