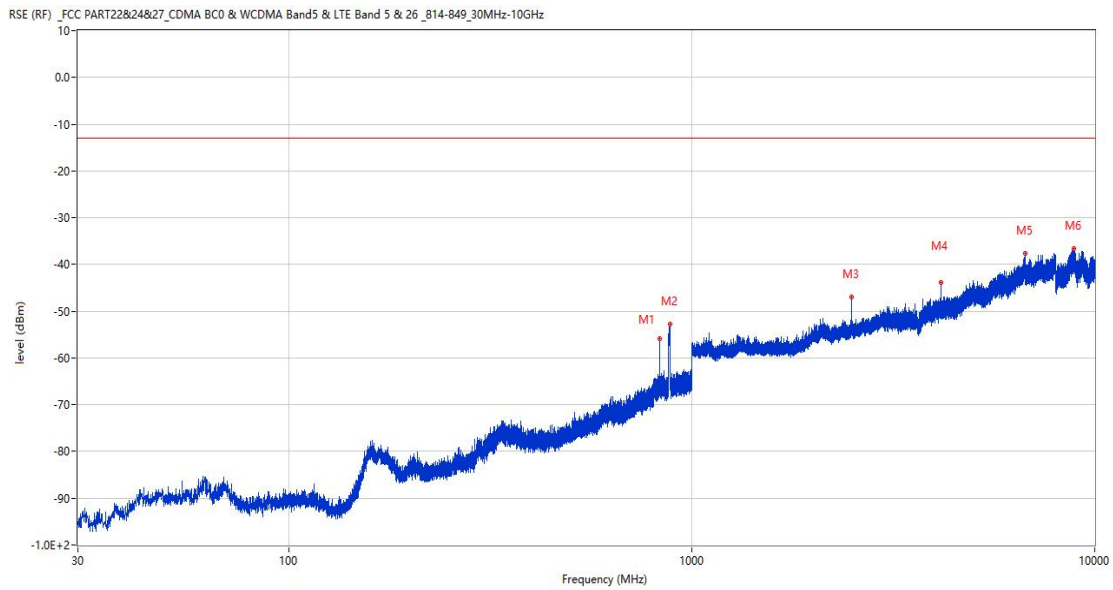


16.4 LTE Band 26 (Part22) BW10, Middle Channel

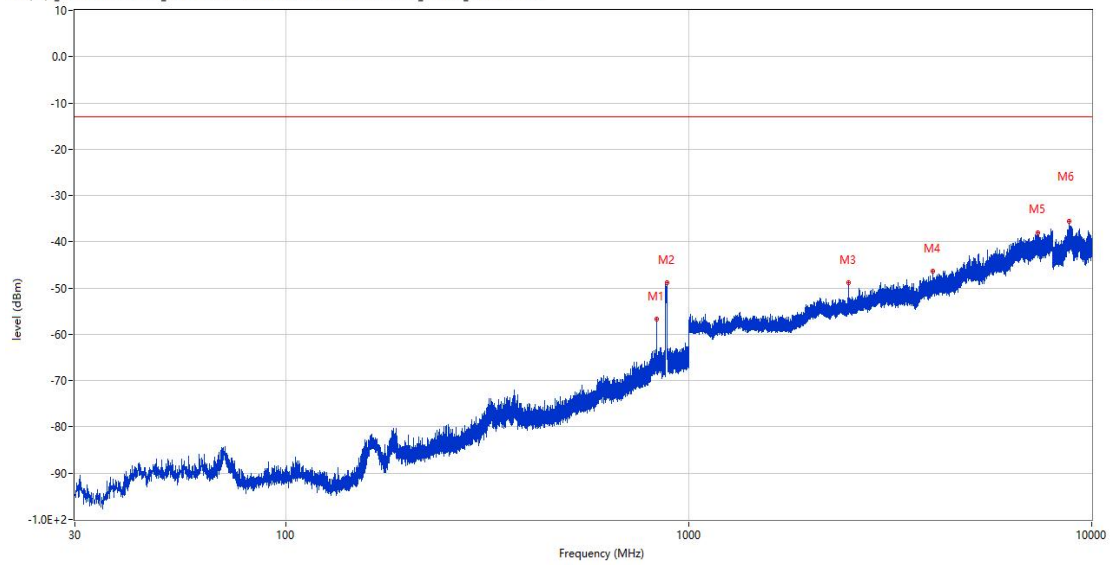
RSE-H&H LTE Band 26 (Part22) BW10 CH26915



Frequency (MHz)	Result (dBm)	Factor (dB)	PK Limit (dBm)	Margin (dB)	Table (o)	ANT	EUT	Verdict
832.142	-55.82	7.05	-13.0	42.82	185.00	Horizontal	Horizontal	N/A
883.794	-52.83	6.99	-13.0	39.83	217.00	Horizontal	Horizontal	N/A
2497.000	-47.06	2.23	-13.0	34.06	212.00	Horizontal	Horizontal	Pass
4161.000	-43.78	9.73	-13.0	30.78	3.00	Horizontal	Horizontal	Pass
6721.000	-37.68	16.68	-13.0	24.68	162.00	Horizontal	Horizontal	Pass
8888.600	-36.55	19.89	-13.0	23.55	44.00	Horizontal	Horizontal	Pass

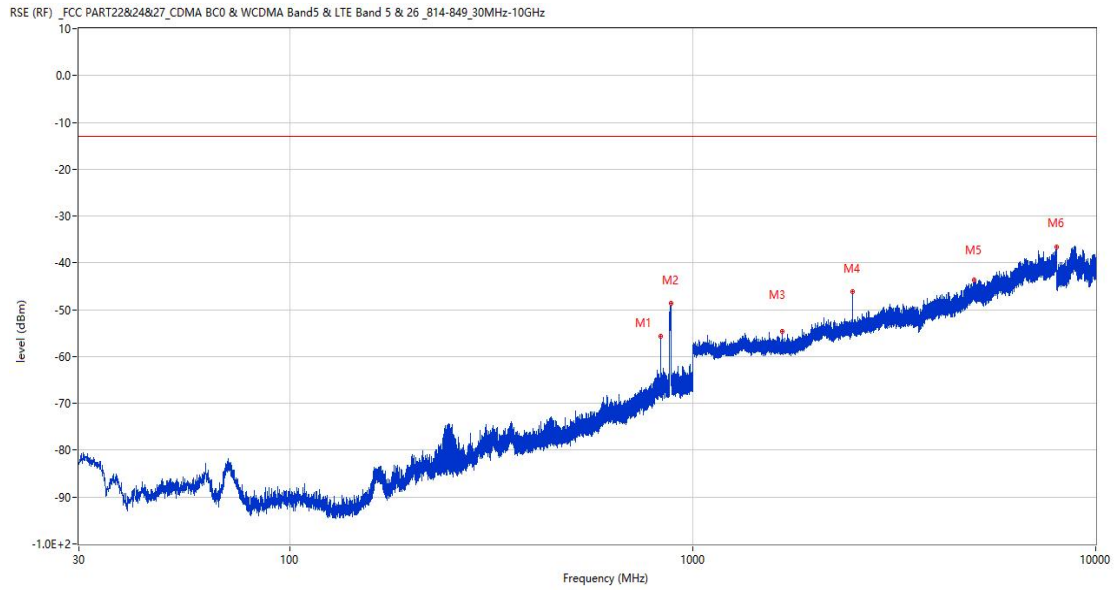
RSE-H&V LTE Band 26 (Part22) BW10 CH26915

RSE (RF) _FCC PART22&24&27_CDMA BC0 & WCDMA Band5 & LTE Band 5 & 26_814-849_30MHz-10GHz



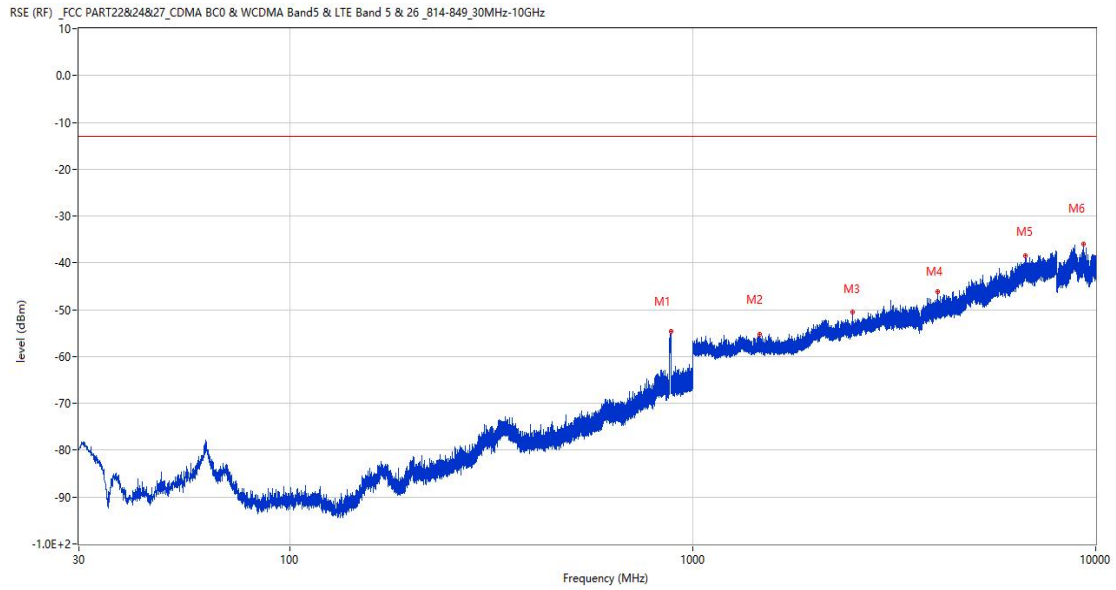
Frequency (MHz)	Result (dBm)	Factor (dB)	PK Limit (dBm)	Margin (dB)	Table (o)	ANT	EUT	Verdict
832.093	-56.69	7.05	-13.0	43.69	130.00	Horizontal	Vertical	N/A
884.958	-48.90	7.09	-13.0	35.90	336.00	Horizontal	Vertical	N/A
2497.000	-48.85	2.23	-13.0	35.85	160.00	Horizontal	Vertical	Pass
4041.000	-46.44	10.10	-13.0	33.44	7.00	Horizontal	Vertical	Pass
7341.000	-37.97	17.12	-13.0	24.97	170.00	Horizontal	Vertical	Pass
8794.000	-35.66	19.46	-13.0	22.66	276.00	Horizontal	Vertical	Pass

RSE-V&V LTE Band 26 (Part22) BW10 CH26915



Frequency (MHz)	Result (dBm)	Factor (dB)	PK Limit (dBm)	Margin (dB)	Table (o)	ANT	EUT	Verdict
832.142	-55.74	7.05	-13.0	42.74	0.00	Vertical	Vertical	N/A
883.697	-48.68	6.98	-13.0	35.68	0.00	Vertical	Vertical	N/A
1665.200	-54.59	-3.87	-13.0	41.59	228.00	Vertical	Vertical	Pass
2497.200	-46.20	2.22	-13.0	33.20	234.00	Vertical	Vertical	Pass
4983.000	-43.59	13.29	-13.0	30.59	258.00	Vertical	Vertical	Pass
7999.250	-36.52	18.97	-13.0	23.52	40.00	Vertical	Vertical	Pass

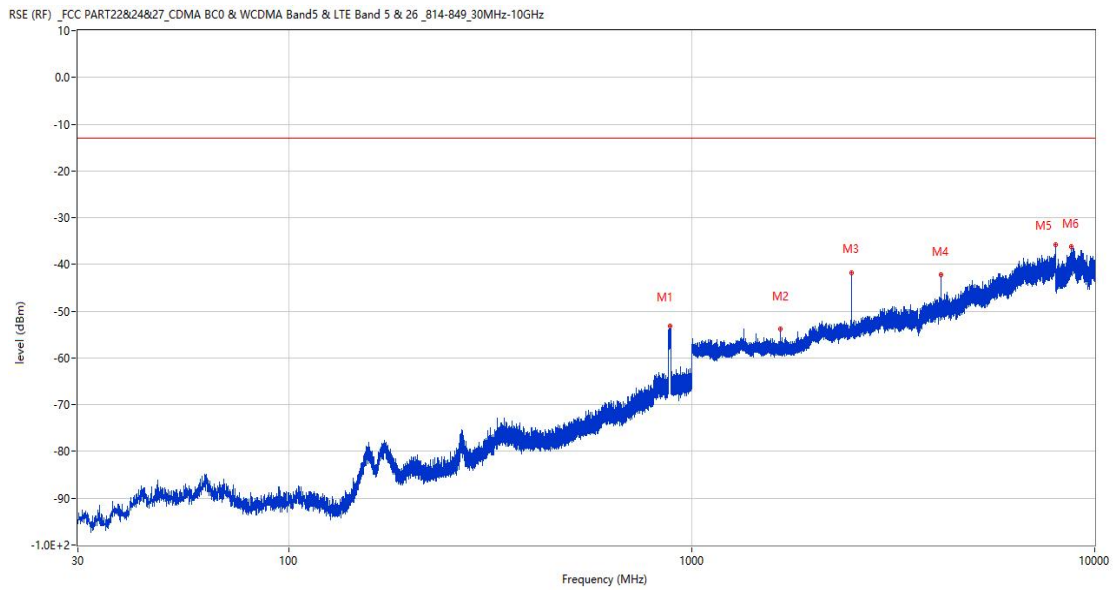
RSE-V&H LTE Band 26 (Part22) BW10 CH26915



Frequency (MHz)	Result (dBm)	Factor (dB)	PK Limit (dBm)	Margin (dB)	Table (o)	ANT	EUT	Verdict
883.988	-54.66	7.01	-13.0	41.66	86.00	Vertical	Horizontal	N/A
1465.300	-55.32	-3.22	-13.0	42.32	183.00	Vertical	Horizontal	Pass
2497.200	-50.59	2.22	-13.0	37.59	195.00	Vertical	Horizontal	Pass
4049.750	-46.05	10.87	-13.0	33.05	360.00	Vertical	Horizontal	Pass
6689.000	-38.38	17.06	-13.0	25.38	217.00	Vertical	Horizontal	Pass
9320.901	-35.89	19.52	-13.0	22.89	199.00	Vertical	Horizontal	Pass

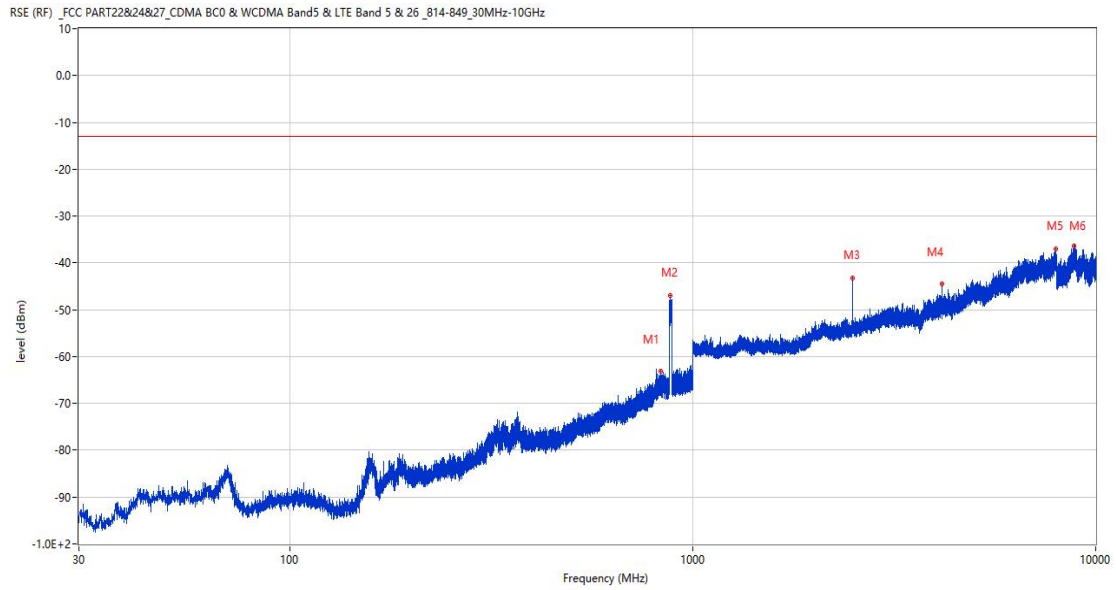
16.5 LTE Band 26 (Part22) BW15, Middle Channel

RSE-H&H LTE Band 26 (Part22) BW15 CH26915



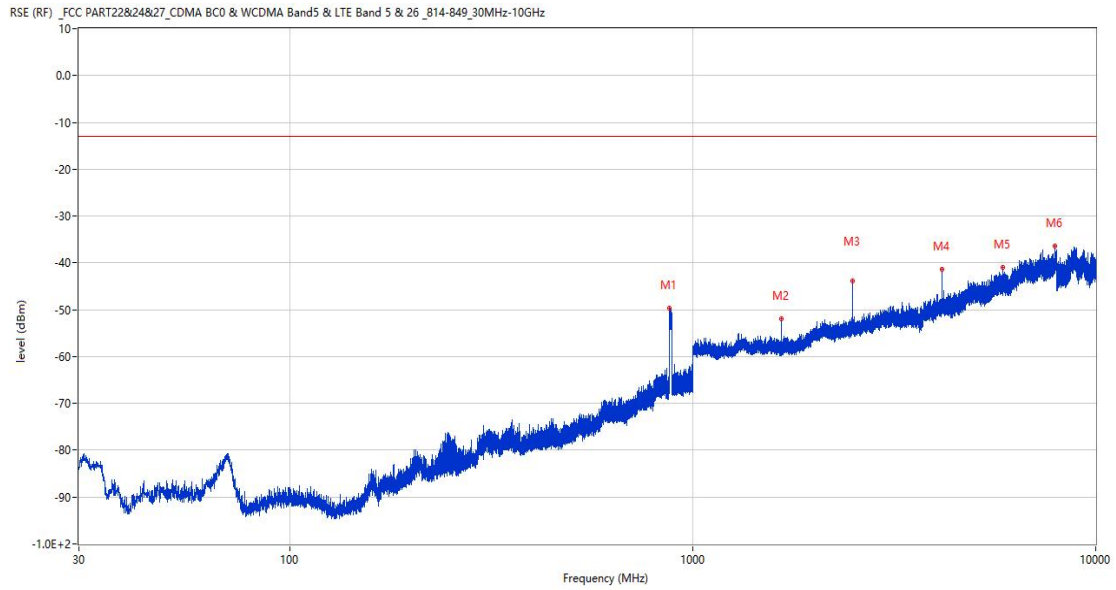
Frequency (MHz)	Result (dBm)	Factor (dB)	PK Limit (dBm)	Margin (dB)	Table (o)	ANT	EUT	Verdict
882.436	-53.21	6.80	-13.0	40.21	38.00	Horizontal	Horizontal	N/A
1660.400	-53.75	-3.78	-13.0	40.75	2.00	Horizontal	Horizontal	Pass
2490.500	-41.70	2.05	-13.0	28.70	297.00	Horizontal	Horizontal	Pass
4149.750	-42.20	9.51	-13.0	29.20	279.00	Horizontal	Horizontal	Pass
7997.500	-35.86	18.88	-13.0	22.86	111.00	Horizontal	Horizontal	Pass
8735.200	-36.12	19.01	-13.0	23.12	268.00	Horizontal	Horizontal	Pass

RSE-H&V LTE Band 26 (Part22) BW15 CH26915



Frequency (MHz)	Result (dBm)	Factor (dB)	PK Limit (dBm)	Margin (dB)	Table (o)	ANT	EUT	Verdict
834.809	-63.22	7.10	-13.0	50.22	309.00	Horizontal	Vertical	N/A
878.993	-47.02	6.51	-13.0	34.02	83.00	Horizontal	Vertical	N/A
2490.400	-43.20	2.05	-13.0	30.20	172.00	Horizontal	Vertical	Pass
4149.750	-44.55	9.51	-13.0	31.55	235.00	Horizontal	Vertical	Pass
7953.000	-36.99	18.48	-13.0	23.99	72.00	Horizontal	Vertical	Pass
8823.800	-36.39	19.93	-13.0	23.39	342.00	Horizontal	Vertical	Pass

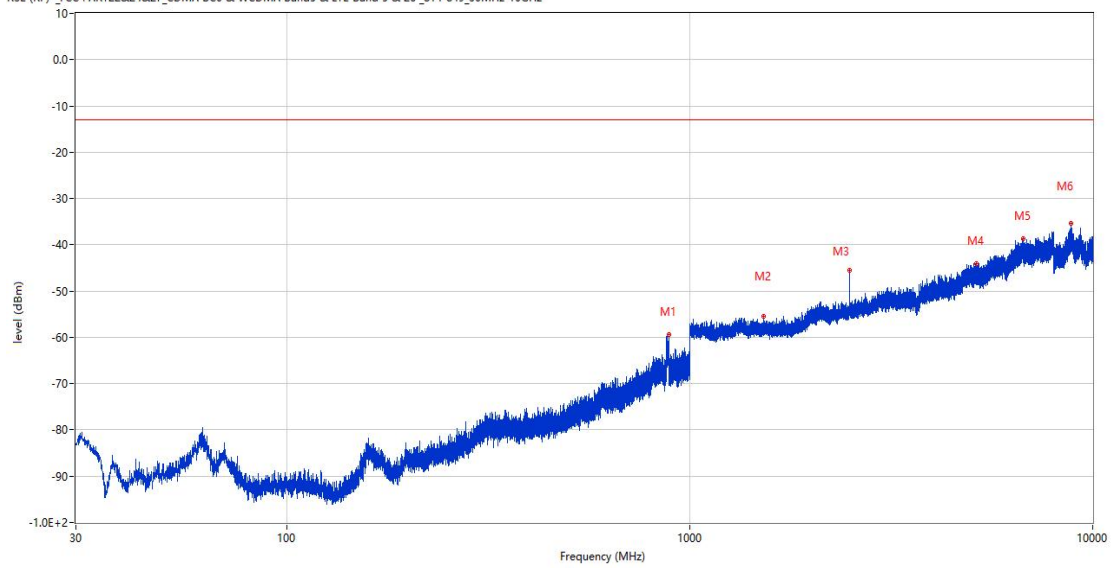
RSE-V&V LTE Band 26 (Part22) BW15 CH26915



Frequency (MHz)	Result (dBm)	Factor (dB)	PK Limit (dBm)	Margin (dB)	Table (o)	ANT	EUT	Verdict
875.355	-49.63	6.45	-13.0	36.63	282.00	Vertical	Vertical	N/A
1660.800	-51.99	-3.75	-13.0	38.99	233.00	Vertical	Vertical	Pass
2490.400	-44.64	2.05	-13.0	31.64	283.00	Vertical	Vertical	Pass
4150.250	-41.41	9.47	-13.0	28.41	312.00	Vertical	Vertical	Pass
5867.000	-41.05	14.66	-13.0	28.05	312.00	Vertical	Vertical	Pass
7925.750	-36.46	18.44	-13.0	23.46	203.00	Vertical	Vertical	Pass

RSE-V&H LTE Band 26 (Part22) BW15 CH26915

RSE (RF) _FCC PART22&24&27_CDMA BC0 & WCDMA Band5 & LTE Band 5 & 26_814-849_30MHz-10GHz

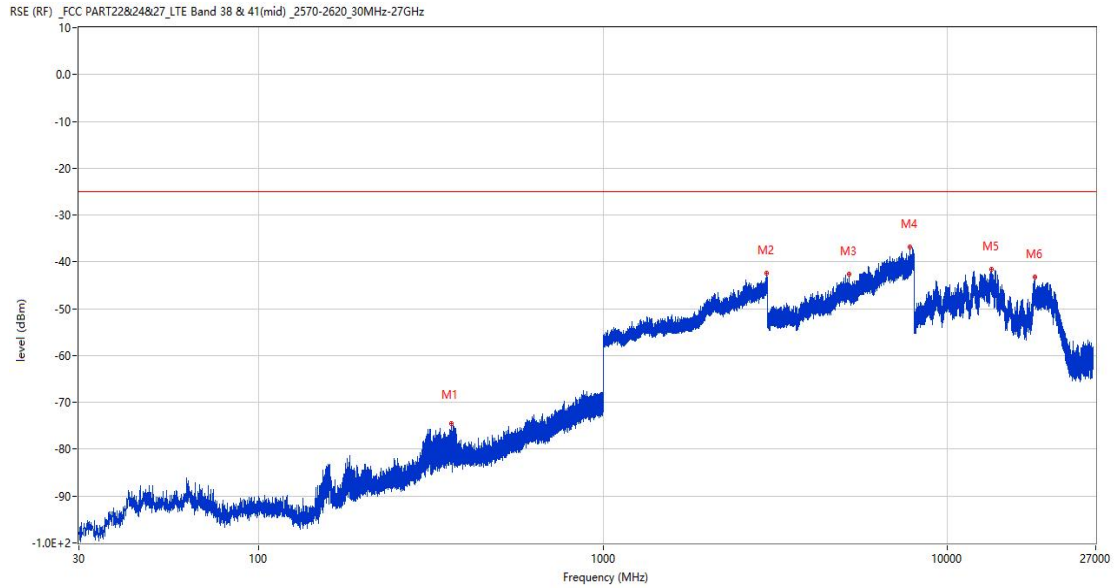


Frequency (MHz)	Result (dBm)	Factor (dB)	PK Limit (dBm)	Margin (dB)	Table (o)	ANT	EUT	Verdict
887.965	-59.50	7.17	-13.0	46.50	360.00	Vertical	Horizontal	N/A
1528.100	-55.39	-3.35	-13.0	42.39	270.00	Vertical	Horizontal	Pass
2490.400	-45.60	2.05	-13.0	32.60	152.00	Vertical	Horizontal	Pass
5152.000	-44.09	12.18	-13.0	31.09	218.00	Vertical	Horizontal	Pass
6733.500	-38.68	16.28	-13.0	25.68	317.00	Vertical	Horizontal	Pass
8817.100	-35.26	19.82	-13.0	22.26	336.00	Vertical	Horizontal	Pass

17 LTE Band 38

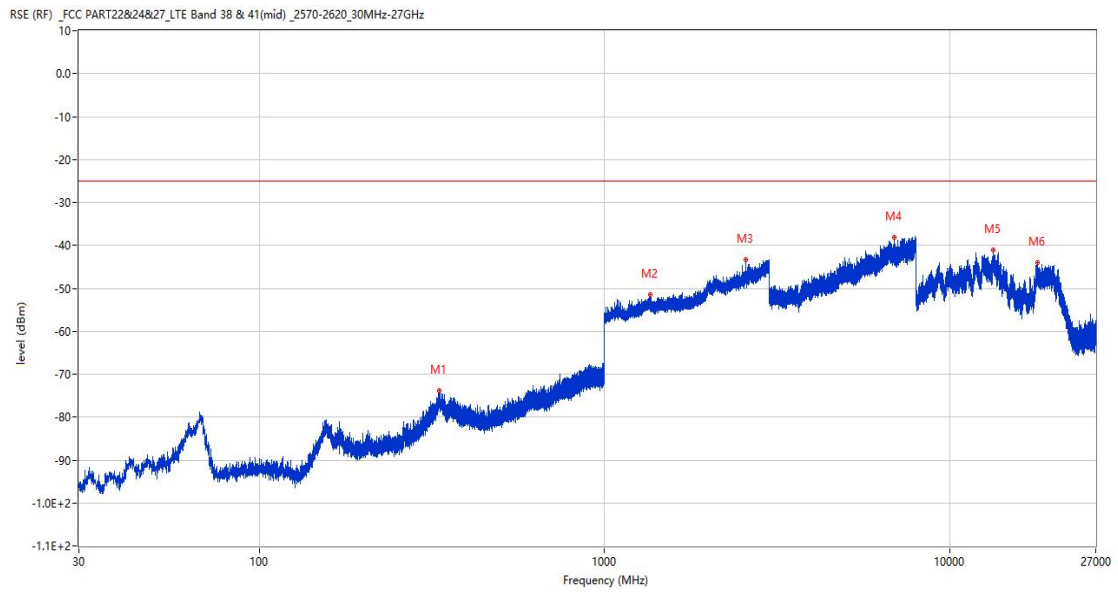
17.1 LTE Band 38 BW5, Middle Channel

RSE-H&H LTE Band 38 BW5 CH38000



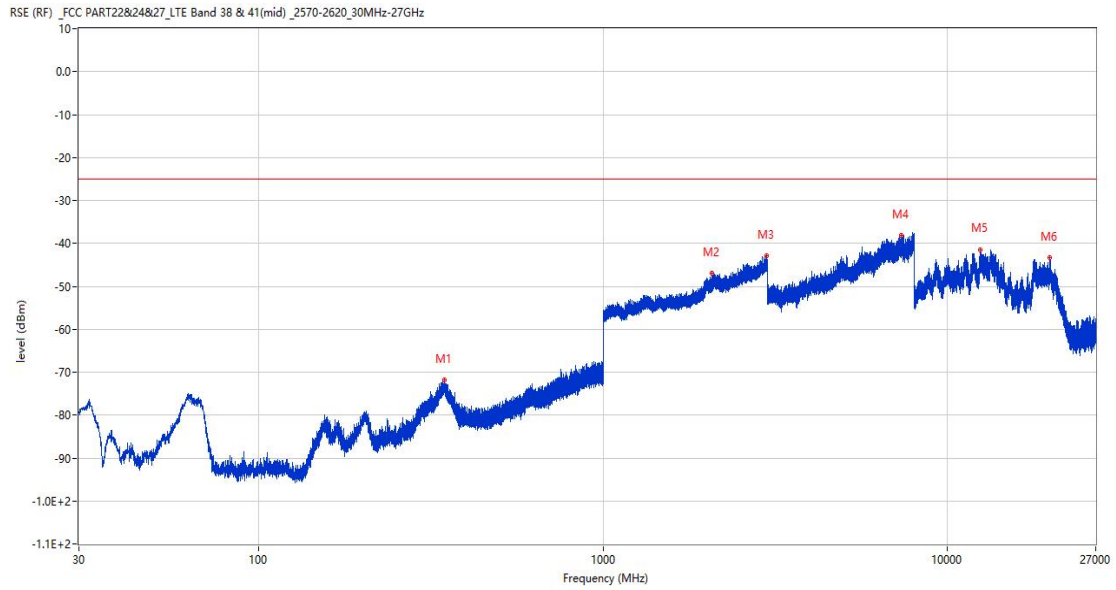
Frequency (MHz)	Result (dBm)	Factor (dB)	PK Limit (dBm)	Margin (dB)	Table (o)	ANT	EUT	Verdict
362.565	-74.45	-10.12	-25.0	49.45	79.00	Horizontal	Horizontal	Pass
2993.800	-42.38	11.30	-25.0	17.38	166.00	Horizontal	Horizontal	Pass
5178.500	-42.65	12.28	-25.0	17.65	323.00	Horizontal	Horizontal	Pass
7794.750	-36.85	18.22	-25.0	11.85	40.00	Horizontal	Horizontal	Pass
13412.025	-41.67	16.75	-25.0	16.67	132.00	Horizontal	Horizontal	Pass
17957.738	-43.29	13.90	-25.0	18.29	40.00	Horizontal	Horizontal	Pass

RSE-H&V LTE Band 38 BW5 CH38000



Frequency (MHz)	Result (dBm)	Factor (dB)	PK Limit (dBm)	Margin (dB)	Table (o)	ANT	EUT	Verdict
332.494	-73.91	-10.42	-25.0	48.91	25.00	Horizontal	Vertical	Pass
1355.600	-51.43	0.65	-25.0	26.43	123.00	Horizontal	Vertical	Pass
2571.800	-43.40	8.40	-25.0	18.40	283.00	Horizontal	Vertical	Pass
6892.000	-38.14	16.16	-25.0	13.14	213.00	Horizontal	Vertical	Pass
13366.350	-41.05	16.69	-25.0	16.05	63.00	Horizontal	Vertical	Pass
17977.688	-43.98	13.40	-25.0	18.98	250.00	Horizontal	Vertical	Pass

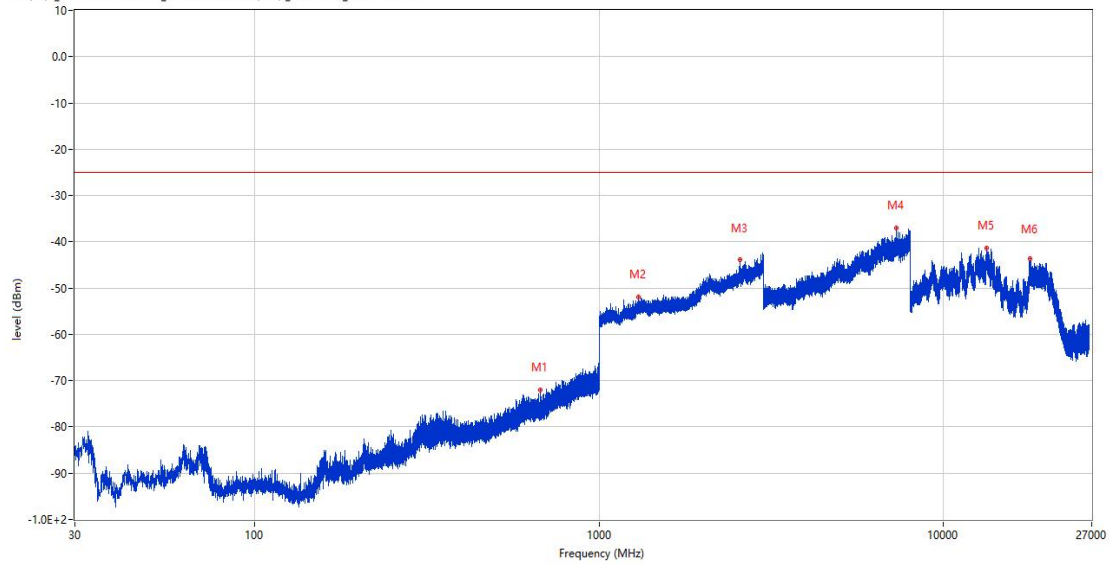
RSE-V&V LTE Band 38 BW5 CH38000



Frequency (MHz)	Result (dBm)	Factor (dB)	PK Limit (dBm)	Margin (dB)	Table (o)	ANT	EUT	Verdict
346.366	-71.90	-9.91	-25.0	46.90	156.00	Vertical	Vertical	Pass
2071.900	-47.06	4.90	-25.0	22.06	194.00	Vertical	Vertical	Pass
2993.400	-42.93	11.31	-25.0	17.93	26.00	Vertical	Vertical	Pass
7340.000	-38.09	17.09	-25.0	13.09	-3.00	Vertical	Vertical	Pass
12471.888	-41.42	14.47	-25.0	16.42	360.00	Vertical	Vertical	Pass
19826.100	-43.40	12.94	-25.0	18.40	256.00	Vertical	Vertical	Pass

RSE-V&H LTE Band 38 BW5 CH38000

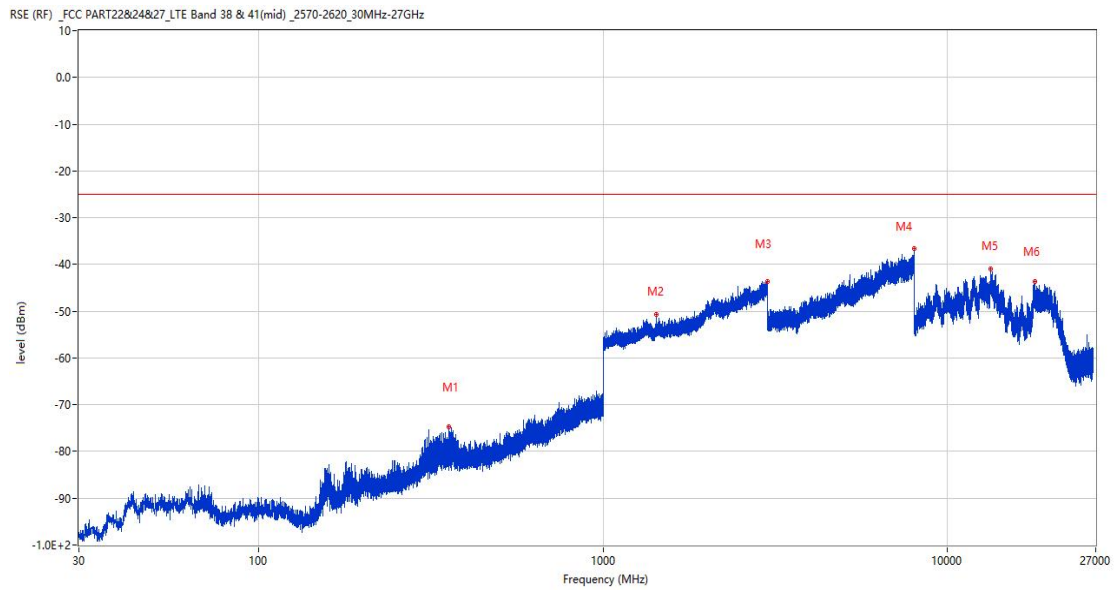
RSE (RF) _FCC PART22&24&27_LTE Band 38 & 41(mid) _2570-2620_30MHz-27GHz



Frequency (MHz)	Result (dBm)	Factor (dB)	PK Limit (dBm)	Margin (dB)	Table (o)	ANT	EUT	Verdict
674.080	-71.99	-2.98	-25.0	46.99	149.00	Vertical	Horizontal	Pass
1301.000	-51.94	0.61	-25.0	26.94	360.00	Vertical	Horizontal	Pass
2571.400	-43.94	8.39	-25.0	18.94	246.00	Vertical	Horizontal	Pass
7310.500	-37.08	16.91	-25.0	12.08	18.00	Vertical	Horizontal	Pass
13403.362	-41.39	16.94	-25.0	16.39	157.00	Vertical	Horizontal	Pass
17824.125	-43.59	12.54	-25.0	18.59	134.00	Vertical	Horizontal	Pass

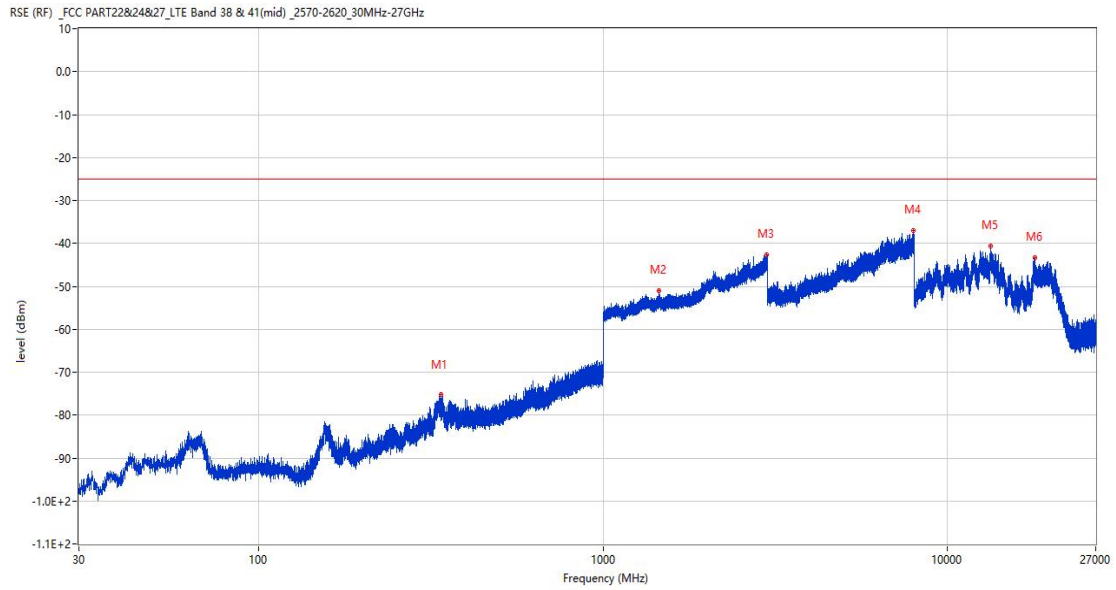
17.2 LTE Band 38 BW10, Middle Channel

RSE-H&H LTE Band 38 BW10 CH38000



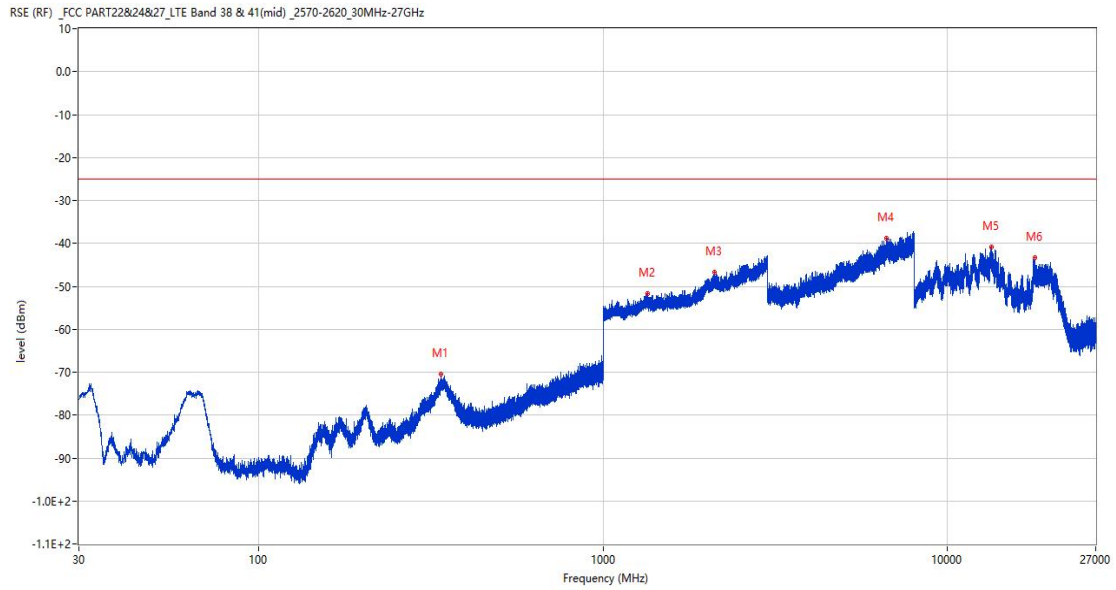
Frequency (MHz)	Result (dBm)	Factor (dB)	PK Limit (dBm)	Margin (dB)	Table (o)	ANT	EUT	Verdict
356.114	-74.81	-9.99	-25.0	49.81	96.00	Horizontal	Horizontal	Pass
1429.400	-50.77	0.64	-25.0	25.77	308.00	Horizontal	Horizontal	Pass
2999.400	-43.65	11.45	-25.0	18.65	80.00	Horizontal	Horizontal	Pass
7999.250	-36.55	18.97	-25.0	11.55	62.00	Horizontal	Horizontal	Pass
13367.663	-41.06	16.71	-25.0	16.06	360.00	Horizontal	Horizontal	Pass
17997.375	-43.64	12.92	-25.0	18.64	65.00	Horizontal	Horizontal	Pass

RSE-H&V LTE Band 38 BW10 CH38000



Frequency (MHz)	Result (dBm)	Factor (dB)	PK Limit (dBm)	Margin (dB)	Table (o)	ANT	EUT	Verdict
339.091	-75.24	-9.97	-25.0	50.24	176.00	Horizontal	Vertical	Pass
1452.300	-50.99	0.74	-25.0	25.99	311.00	Horizontal	Vertical	Pass
2993.600	-42.73	11.31	-25.0	17.73	215.00	Horizontal	Vertical	Pass
7969.500	-37.11	18.07	-25.0	12.11	299.00	Horizontal	Vertical	Pass
13355.062	-40.67	16.59	-25.0	15.67	358.00	Horizontal	Vertical	Pass
17967.450	-43.38	13.66	-25.0	18.38	124.00	Horizontal	Vertical	Pass

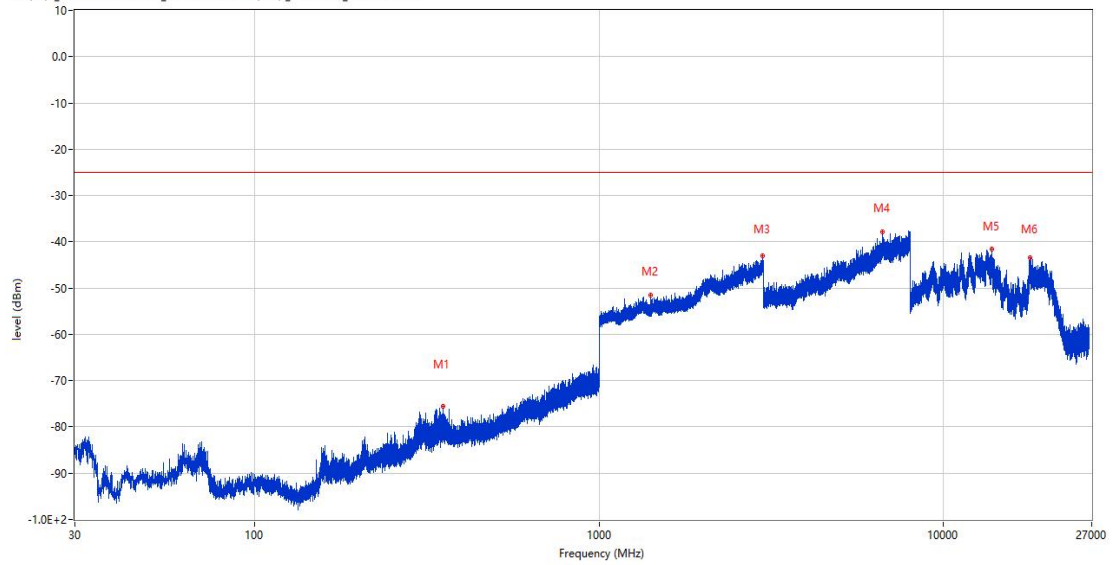
RSE-V&V LTE Band 38 BW10 CH38000



Frequency (MHz)	Result (dBm)	Factor (dB)	PK Limit (dBm)	Margin (dB)	Table (o)	ANT	EUT	Verdict
338.848	-70.52	-9.99	-25.0	45.52	155.00	Vertical	Vertical	Pass
1349.000	-51.72	0.62	-25.0	26.72	72.00	Vertical	Vertical	Pass
2106.900	-46.64	5.63	-25.0	21.64	26.00	Vertical	Vertical	Pass
6663.750	-38.91	16.40	-25.0	13.91	334.00	Vertical	Vertical	Pass
13413.599	-40.86	16.71	-25.0	15.86	-3.00	Vertical	Vertical	Pass
17948.551	-43.25	14.06	-25.0	18.25	61.00	Vertical	Vertical	Pass

RSE-V&H LTE Band 38 BW10 CH38000

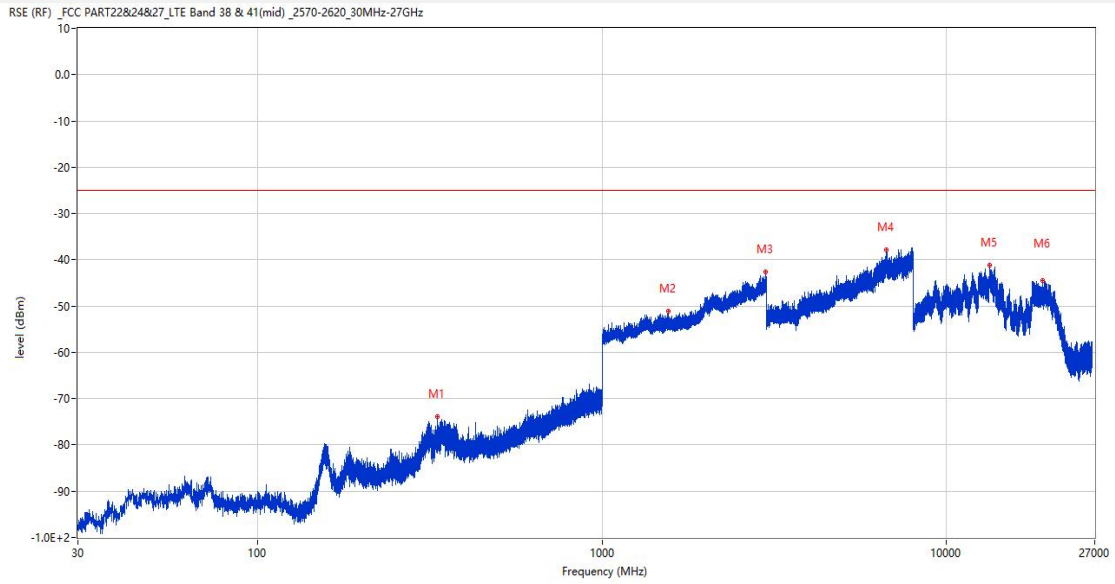
RSE (RF) _FCC PART22&24&27_LTE Band 38 & 41(mid) _2570-2620_30MHz-27GHz



Frequency (MHz)	Result (dBm)	Factor (dB)	PK Limit (dBm)	Margin (dB)	Table (o)	ANT	EUT	Verdict
352.428	-75.62	-9.85	-25.0	50.62	136.00	Vertical	Horizontal	Pass
1411.100	-51.45	0.45	-25.0	26.45	360.00	Vertical	Horizontal	Pass
2992.900	-42.96	11.33	-25.0	17.96	97.00	Vertical	Horizontal	Pass
6654.250	-37.94	16.11	-25.0	12.94	51.00	Vertical	Horizontal	Pass
13814.963	-41.65	16.66	-25.0	16.65	315.00	Vertical	Horizontal	Pass
17916.525	-43.47	13.29	-25.0	18.47	62.00	Vertical	Horizontal	Pass

17.3 LTE Band 38 BW15, Middle Channel

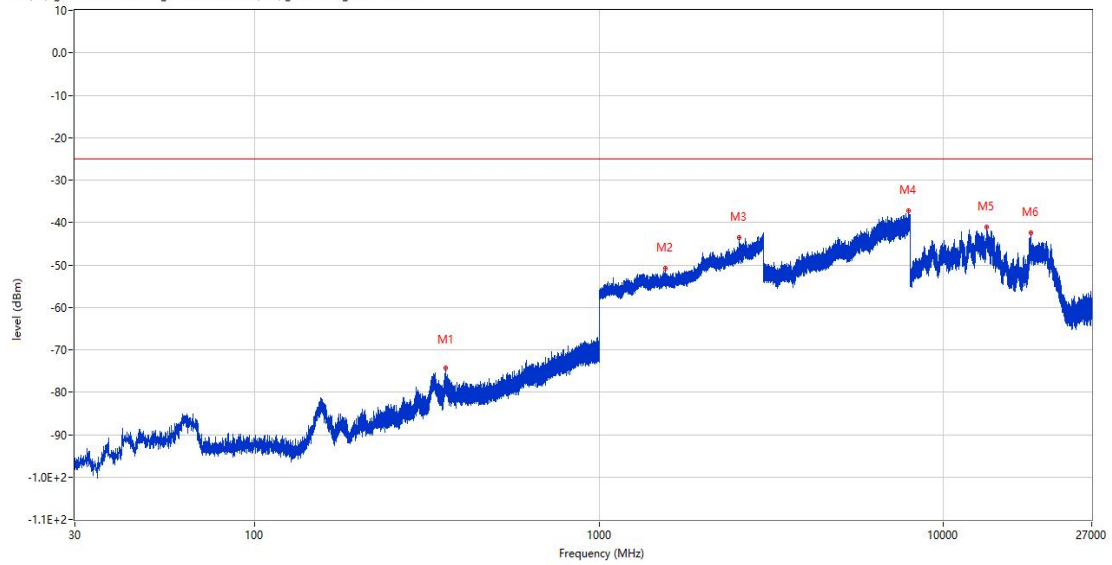
RSE-H&H LTE Band 38 BW15 CH38000



Frequency (MHz)	Result (dBm)	Factor (dB)	PK Limit (dBm)	Margin (dB)	Table (o)	ANT	EUT	Verdict
332.398	-73.86	-10.43	-25.0	48.86	72.00	Horizontal	Horizontal	Pass
1554.100	-51.18	0.93	-25.0	26.18	252.00	Horizontal	Horizontal	Pass
2990.100	-42.68	11.64	-25.0	17.68	110.00	Horizontal	Horizontal	Pass
6701.750	-37.80	16.82	-25.0	12.80	148.00	Horizontal	Horizontal	Pass
13393.651	-41.22	16.95	-25.0	16.22	360.00	Horizontal	Horizontal	Pass
19090.125	-44.49	12.91	-25.0	19.49	320.00	Horizontal	Horizontal	Pass

RSE-H&V LTE Band 38 BW15 CH38000

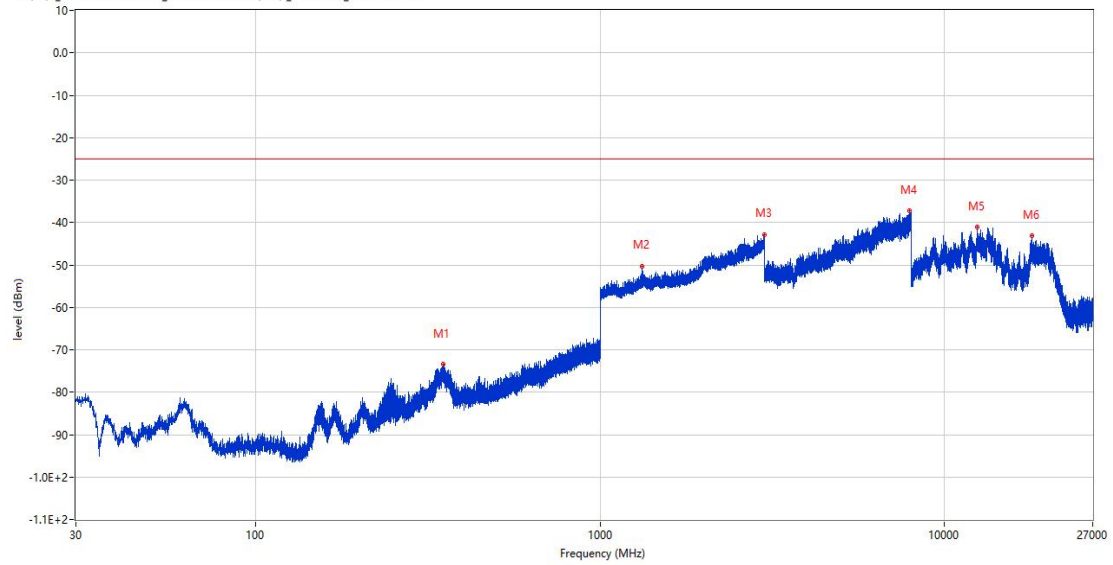
RSE (RF) _FCC PART22&24&27_LTE Band 38 & 41(mid) _2570-2620_30MHz-27GHz



Frequency (MHz)	Result (dBm)	Factor (dB)	PK Limit (dBm)	Margin (dB)	Table (o)	ANT	EUT	Verdict
357.375	-74.37	-10.06	-25.0	49.37	173.00	Horizontal	Vertical	Pass
1556.900	-50.90	0.83	-25.0	25.90	349.00	Horizontal	Vertical	Pass
2556.400	-43.57	8.20	-25.0	18.57	360.00	Horizontal	Vertical	Pass
7937.000	-37.16	18.95	-25.0	12.16	61.00	Horizontal	Vertical	Pass
13368.713	-41.05	16.72	-25.0	16.05	37.00	Horizontal	Vertical	Pass
17927.025	-42.38	13.54	-25.0	17.38	271.00	Horizontal	Vertical	Pass

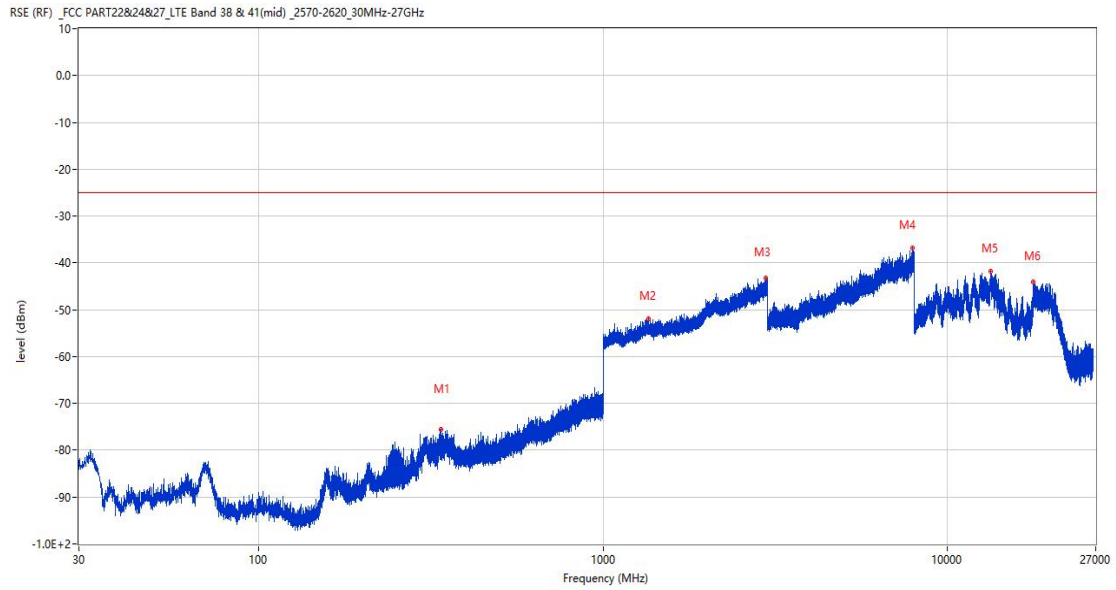
RSE-V&V LTE Band 38 BW15 CH38000

RSE (RF) _FCC PART22&24&27_LTE Band 38 & 41(mid) _2570-2620_30MHz-27GHz



Frequency (MHz)	Result (dBm)	Factor (dB)	PK Limit (dBm)	Margin (dB)	Table (o)	ANT	EUT	Verdict
349.712	-73.43	-9.82	-25.0	48.43	148.00	Vertical	Vertical	Pass
1322.700	-50.24	0.62	-25.0	25.24	73.00	Vertical	Vertical	Pass
2996.500	-42.89	11.15	-25.0	17.89	236.00	Vertical	Vertical	Pass
7942.000	-37.22	18.93	-25.0	12.22	280.00	Vertical	Vertical	Pass
12456.925	-41.08	14.33	-25.0	16.08	258.00	Vertical	Vertical	Pass
17973.488	-43.11	13.51	-25.0	18.11	132.00	Vertical	Vertical	Pass

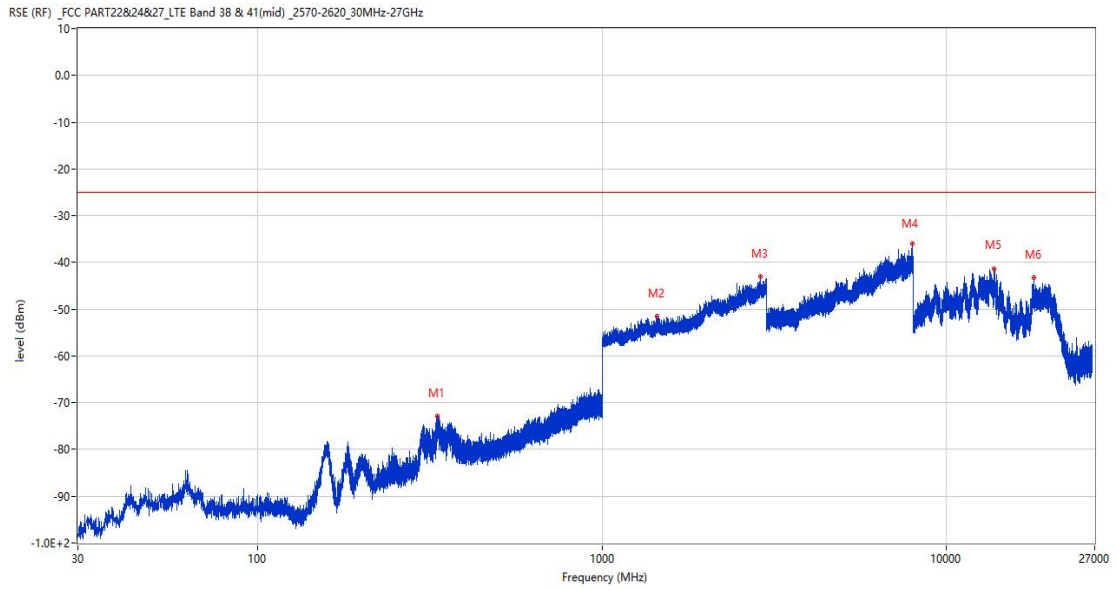
RSE-V&H LTE Band 38 BW15 CH38000



Frequency (MHz)	Result (dBm)	Factor (dB)	PK Limit (dBm)	Margin (dB)	Table (o)	ANT	EUT	Verdict
337.781	-75.56	-10.08	-25.0	50.56	109.00	Vertical	Horizontal	Pass
1358.300	-52.03	0.66	-25.0	27.03	142.00	Vertical	Horizontal	Pass
2972.300	-43.26	11.40	-25.0	18.26	345.00	Vertical	Horizontal	Pass
7918.250	-36.78	18.17	-25.0	11.78	290.00	Vertical	Horizontal	Pass
13361.100	-41.86	16.64	-25.0	16.86	63.00	Vertical	Horizontal	Pass
17800.761	-44.08	13.18	-25.0	19.08	360.00	Vertical	Horizontal	Pass

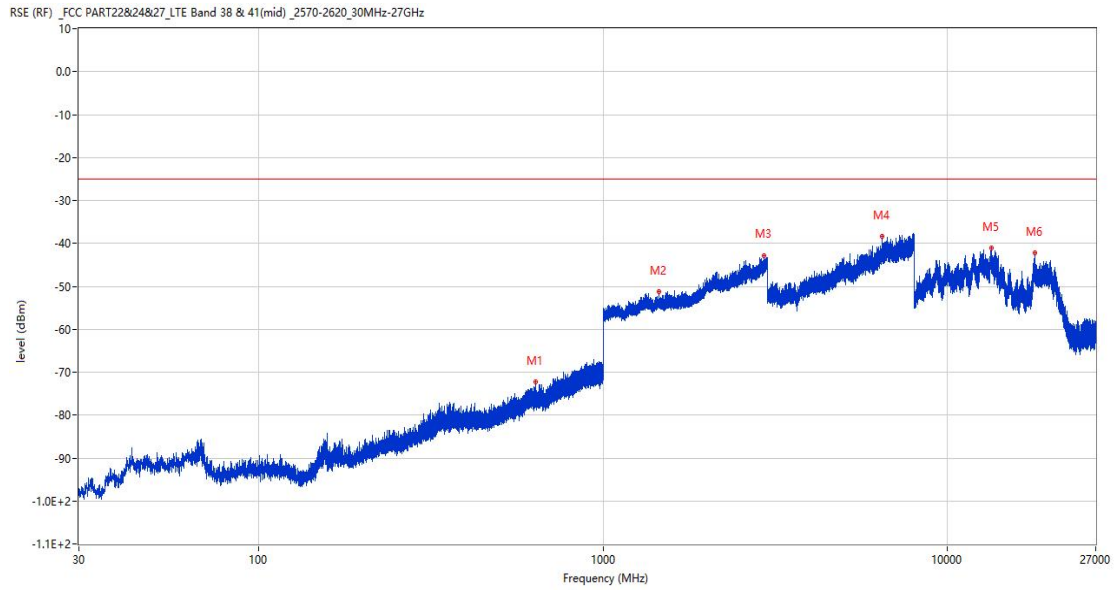
17.4 LTE Band 38 BW20, Middle Channel

RSE-H&H LTE Band 38 BW20 CH38000



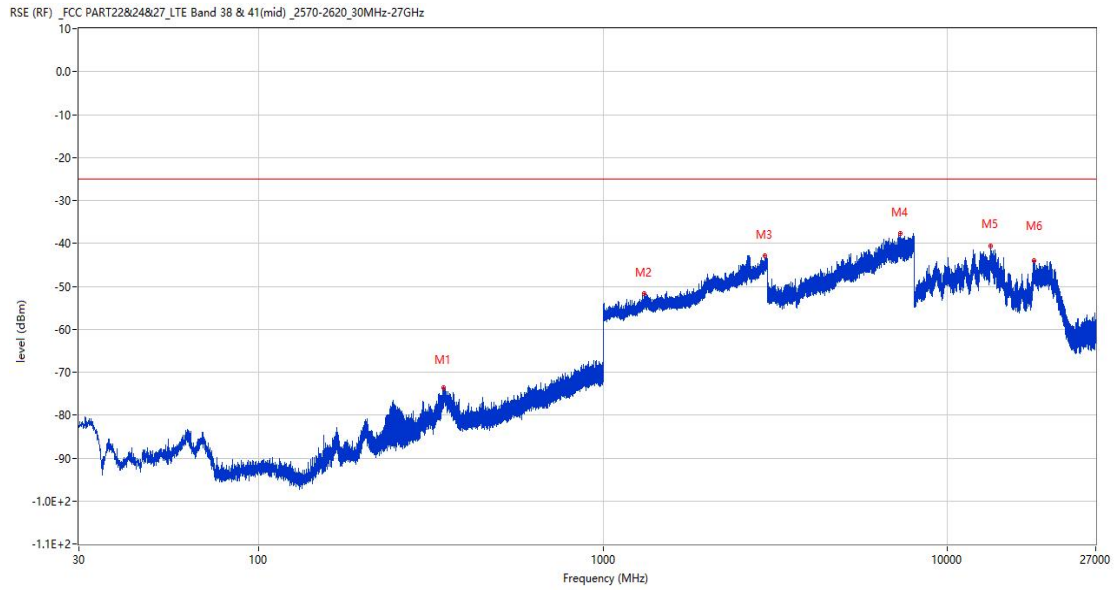
Frequency (MHz)	Result (dBm)	Factor (dB)	PK Limit (dBm)	Margin (dB)	Table (o)	ANT	EUT	Verdict
331.864	-72.79	-10.45	-25.0	47.79	86.00	Horizontal	Horizontal	Pass
1446.600	-51.46	0.73	-25.0	26.46	166.00	Horizontal	Horizontal	Pass
2876.500	-43.00	10.33	-25.0	18.00	357.00	Horizontal	Horizontal	Pass
7994.500	-35.90	18.72	-25.0	10.90	356.00	Horizontal	Horizontal	Pass
13801.312	-41.29	16.98	-25.0	16.29	17.00	Horizontal	Horizontal	Pass
17944.613	-43.18	13.96	-25.0	18.18	109.00	Horizontal	Horizontal	Pass

RSE-H&V LTE Band 38 BW20 CH38000



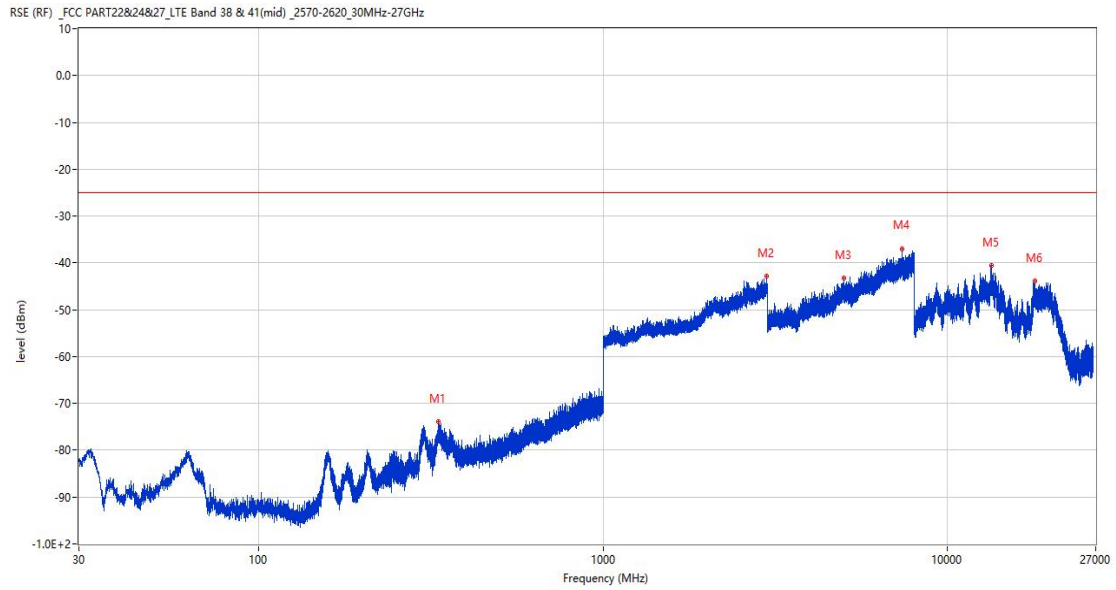
Frequency (MHz)	Result (dBm)	Factor (dB)	PK Limit (dBm)	Margin (dB)	Table (o)	ANT	EUT	Verdict
636.396	-72.27	-3.13	-25.0	47.27	40.00	Horizontal	Vertical	Pass
1454.000	-51.35	0.65	-25.0	26.35	206.00	Horizontal	Vertical	Pass
2930.800	-42.78	10.24	-25.0	17.78	126.00	Horizontal	Vertical	Pass
6460.000	-38.39	16.64	-25.0	13.39	3.00	Horizontal	Vertical	Pass
13414.912	-41.04	16.68	-25.0	16.04	30.00	Horizontal	Vertical	Pass
17947.501	-42.29	14.03	-25.0	17.29	334.00	Horizontal	Vertical	Pass

RSE-V&V LTE Band 38 BW20 CH38000



Frequency (MHz)	Result (dBm)	Factor (dB)	PK Limit (dBm)	Margin (dB)	Table (o)	ANT	EUT	Verdict
344.910	-73.53	-9.94	-25.0	48.53	141.00	Vertical	Vertical	Pass
1319.300	-51.67	0.56	-25.0	26.67	119.00	Vertical	Vertical	Pass
2944.900	-42.93	10.66	-25.0	17.93	53.00	Vertical	Vertical	Pass
7325.750	-37.70	17.25	-25.0	12.70	197.00	Vertical	Vertical	Pass
13341.938	-40.54	16.22	-25.0	15.54	296.00	Vertical	Vertical	Pass
17873.213	-43.97	12.33	-25.0	18.97	111.00	Vertical	Vertical	Pass

RSE-V&H LTE Band 38 BW20 CH38000



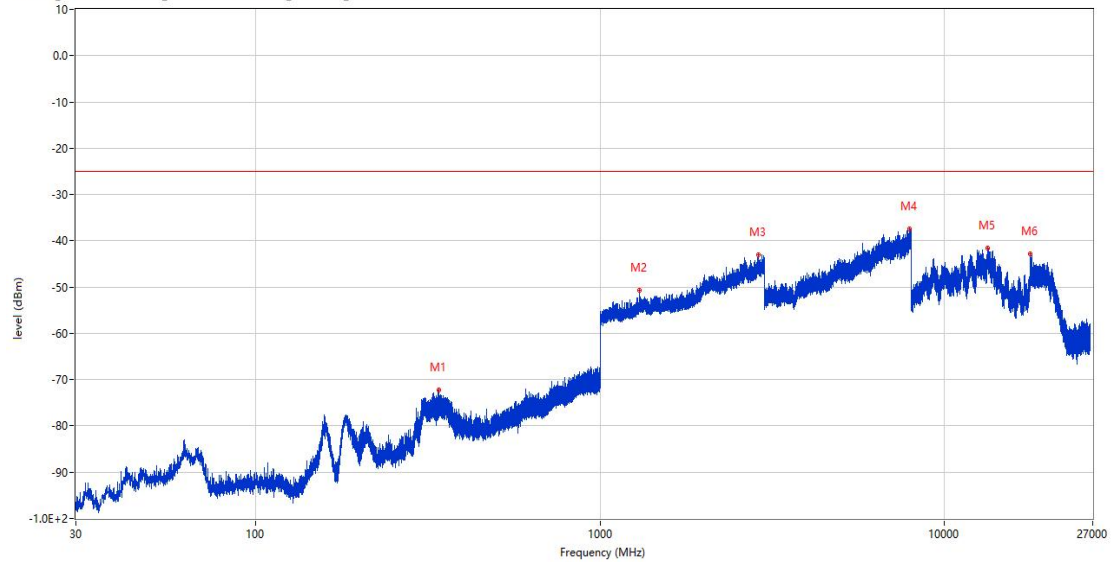
Frequency (MHz)	Result (dBm)	Factor (dB)	PK Limit (dBm)	Margin (dB)	Table (o)	ANT	EUT	Verdict
332.155	-73.84	-10.44	-25.0	48.84	84.00	Vertical	Horizontal	Pass
2993.600	-42.76	11.31	-25.0	17.76	315.00	Vertical	Horizontal	Pass
5015.000	-43.29	12.56	-25.0	18.29	321.00	Vertical	Horizontal	Pass
7385.750	-36.94	17.60	-25.0	11.94	18.00	Vertical	Horizontal	Pass
13430.138	-40.62	16.35	-25.0	15.62	156.00	Vertical	Horizontal	Pass
17952.225	-43.82	14.03	-25.0	18.82	87.00	Vertical	Horizontal	Pass

18 LTE Band 41

18.1 LTE Band 41 BW5, Middle Channel

RSE-H&H LTE Band 41 BW5 CH40620

RSE (RF) _ FCC PART22&24&27_LTE Band 38 & 41(mid) _2570-2620_30MHz-27GHz



Frequency (MHz)	Result (dBm)	Factor (dB)	PK Limit (dBm)	Margin (dB)	Table (o)	ANT	EUT	Verdict
340.158	-72.27	-10.06	-25.0	47.27	82.00	Horizontal	Horizontal	Pass
1302.700	-50.78	0.61	-25.0	25.78	117.00	Horizontal	Horizontal	Pass
2878.900	-43.02	10.54	-25.0	18.02	246.00	Horizontal	Horizontal	Pass
7945.500	-37.43	18.80	-25.0	12.43	322.00	Horizontal	Horizontal	Pass
13389.187	-41.51	16.91	-25.0	16.51	63.00	Horizontal	Horizontal	Pass
17797.614	-42.85	13.05	-25.0	17.85	363.00	Horizontal	Horizontal	Pass

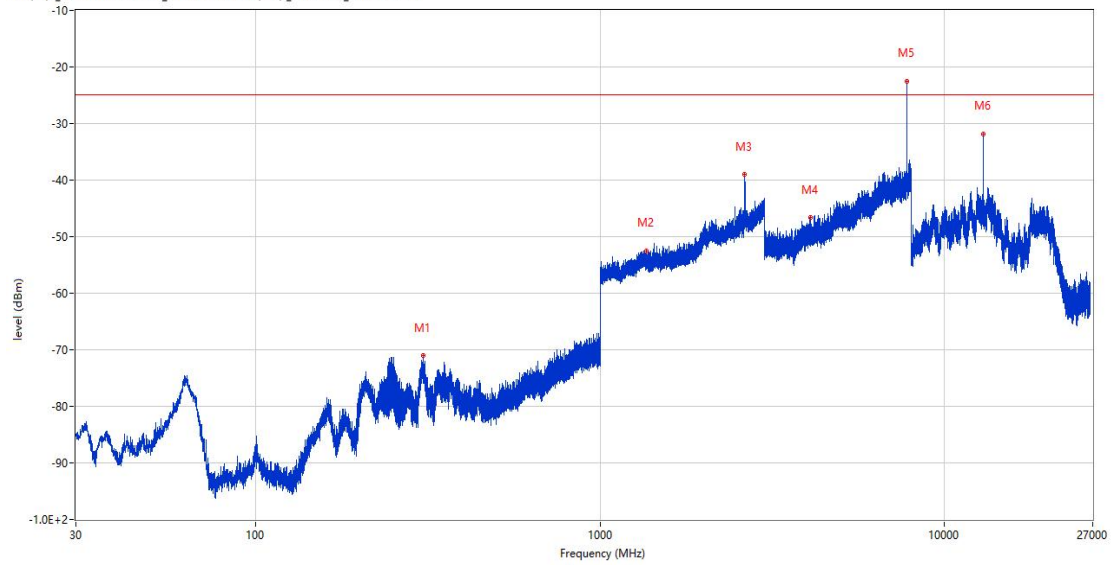
RSE-H&V LTE Band 41 BW5 CH40620



Frequency (MHz)	Result (dBm)	Factor (dB)	PK Limit (dBm)	Margin (dB)	Table (o)	ANT	EUT	Verdict
369.888	-73.30	-10.00	-25.0	48.30	1.00	Horizontal	Vertical	Pass
2276.000	-47.29	5.58	-25.0	22.29	58.00	Horizontal	Vertical	Pass
2627.100	-41.76	8.99	-25.0	16.76	339.00	Horizontal	Vertical	Pass
3883.500	-47.28	9.43	-25.0	22.28	74.00	Horizontal	Vertical	Pass
7773.250	-23.43	17.92	-25.0	-1.57	127.00	Horizontal	Vertical	N/A
7773.250*	-37.617	17.92	-25.0	12.617	127.00	Horizontal	Vertical	Pass
12954.750	-34.95	14.61	-25.0	9.95	155.00	Horizontal	Vertical	Pass

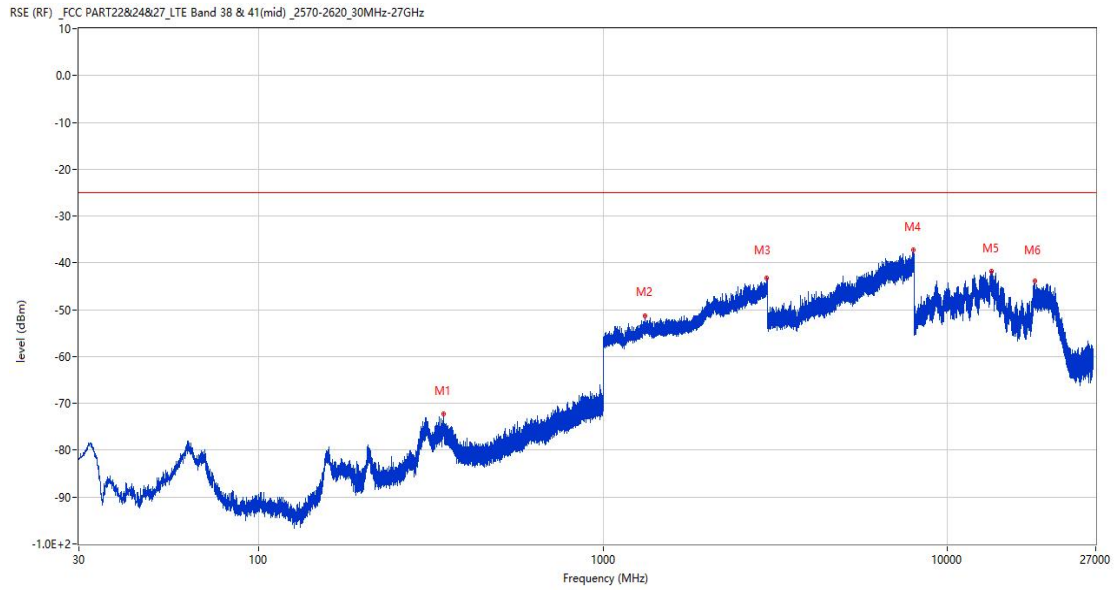
RSE-V&V LTE Band 41 BW5 CH40620

RSE (RF) _FCC PART22&24&27_LTE Band 38 & 41(mid) _2570-2620_30MHz-27GHz



Frequency (MHz)	Result (dBm)	Factor (dB)	PK Limit (dBm)	Margin (dB)	Table (o)	ANT	EUT	Verdict
307.226	-71.05	-11.72	-25.0	46.05	360.00	Vertical	Vertical	Pass
1363.000	-52.49	0.52	-25.0	27.49	327.00	Vertical	Vertical	Pass
2627.300	-39.05	8.99	-25.0	14.05	102.00	Vertical	Vertical	N/A
4088.500	-46.67	9.69	-25.0	21.67	70.00	Vertical	Vertical	Pass
7773.000	-22.53	17.95	-25.0	-2.47	70.00	Vertical	Vertical	N/A
7773.000*	-34.692	17.95	-25.0	-9.692	70.00	Vertical	Vertical	Pass
12954.488	-31.86	14.61	-25.0	6.86	168.00	Vertical	Vertical	Pass

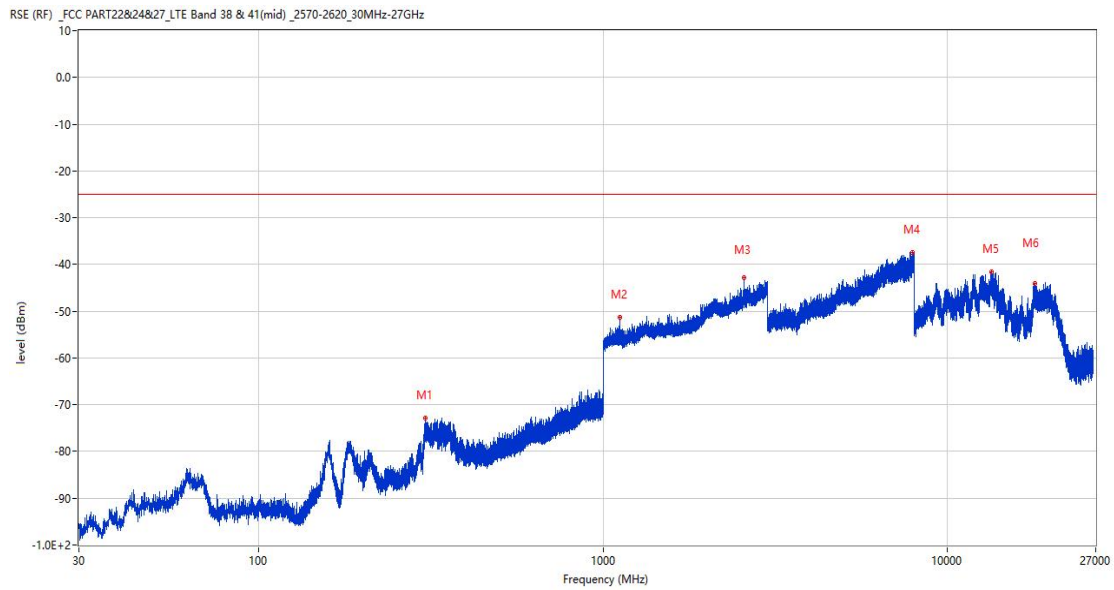
RSE-V&H LTE Band 41 BW5 CH40620



Frequency (MHz)	Result (dBm)	Factor (dB)	PK Limit (dBm)	Margin (dB)	Table (o)	ANT	EUT	Verdict
343.940	-72.31	-9.92	-25.0	47.31	109.00	Vertical	Horizontal	Pass
1327.800	-51.23	0.62	-25.0	26.23	202.00	Vertical	Horizontal	Pass
2992.500	-43.23	11.38	-25.0	18.23	122.00	Vertical	Horizontal	Pass
7974.000	-37.13	18.12	-25.0	12.13	360.00	Vertical	Horizontal	Pass
13409.662	-41.82	16.80	-25.0	16.82	249.00	Vertical	Horizontal	Pass
17985.563	-43.94	13.21	-25.0	18.94	180.00	Vertical	Horizontal	Pass

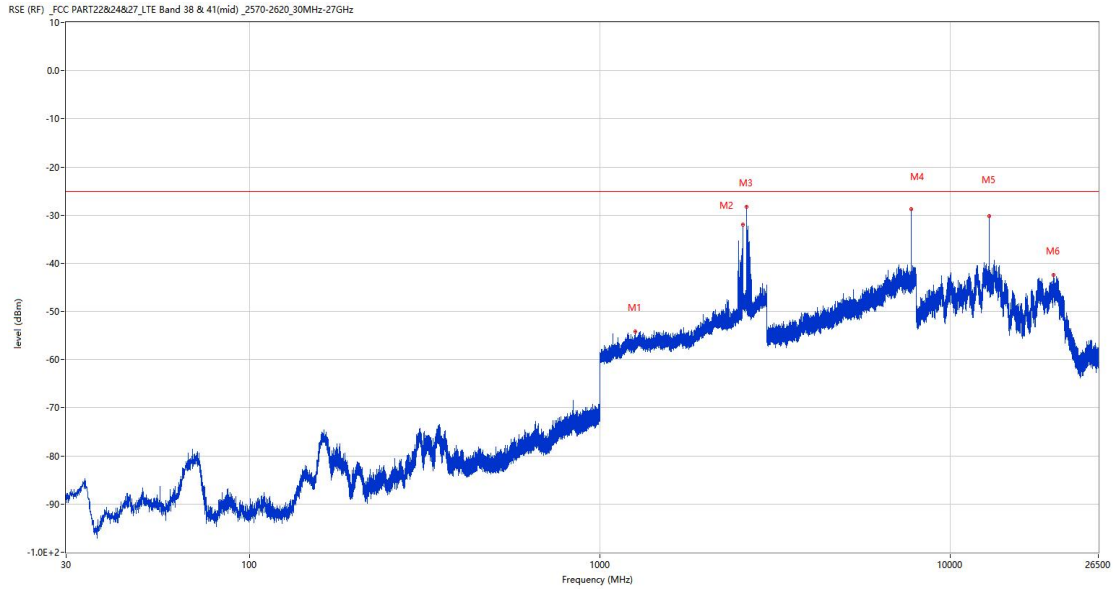
18.2 LTE Band 41 BW10, Middle Channel

RSE-H&H LTE Band 41 BW10 CH40620



Frequency (MHz)	Result (dBm)	Factor (dB)	PK Limit (dBm)	Margin (dB)	Table (o)	ANT	EUT	Verdict
305.286	-72.95	-11.68	-25.0	47.95	65.00	Horizontal	Horizontal	Pass
1120.200	-51.27	-1.07	-25.0	26.27	351.00	Horizontal	Horizontal	Pass
2571.300	-42.93	8.39	-25.0	17.93	38.00	Horizontal	Horizontal	N/A
7916.750	-37.46	18.09	-25.0	12.46	40.00	Horizontal	Horizontal	Pass
13418.588	-41.63	16.60	-25.0	16.63	360.00	Horizontal	Horizontal	Pass
17959.313	-44.13	13.86	-25.0	19.13	271.00	Horizontal	Horizontal	Pass

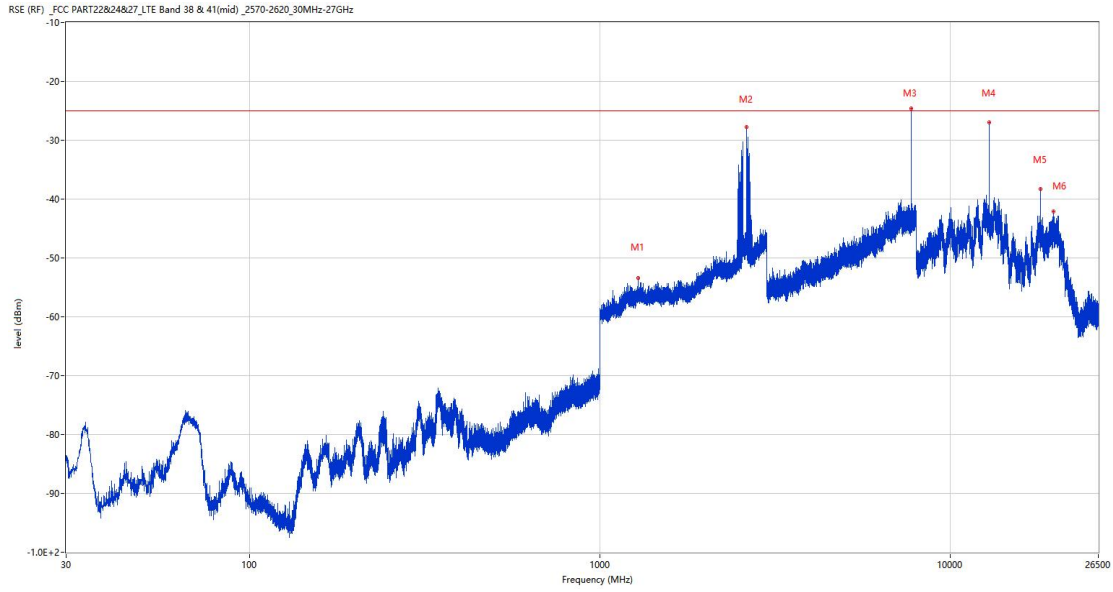
RSE-H&V LTE Band 41 BW10 CH40620



Frequency (MHz)	Result (dBm)	Factor (dB)	PK Limit (dBm)	Margin (dB)	Table (o)	ANT	EUT	Verdict
1265.800	-54.12	-1.53	-25.0	29.12	185.00	Horizontal	Vertical	Pass
2562.700	-31.92	7.95	-25.0	6.92	24.00	Horizontal	Vertical	N/A
2626.200	-28.26	7.96	-25.0	3.26	206.00	Horizontal	Vertical	N/A
7766.250	-28.77	14.05	-25.0	3.77	309.00	Horizontal	Vertical	N/A
7766.250*	-39.861	14.05	-25.0	14.861	309.00	Horizontal	Vertical	Pass
12943.725	-30.27	14.76	-25.0	5.27	29.00	Horizontal	Vertical	N/A
12943.725*	-39.924	14.76	-25.0	14.924	29.00	Horizontal	Vertical	Pass
19732.300	-42.39	12.94	-25.0	17.39	106.00	Horizontal	Vertical	Pass

Note: The initial sweep time from 7GHz to 18GHz was previously set to 200ms, which was insufficient for RMS detection. When there are frequency points out of standard or insufficient margin, the final scan time needs to be increased to determine its compliance

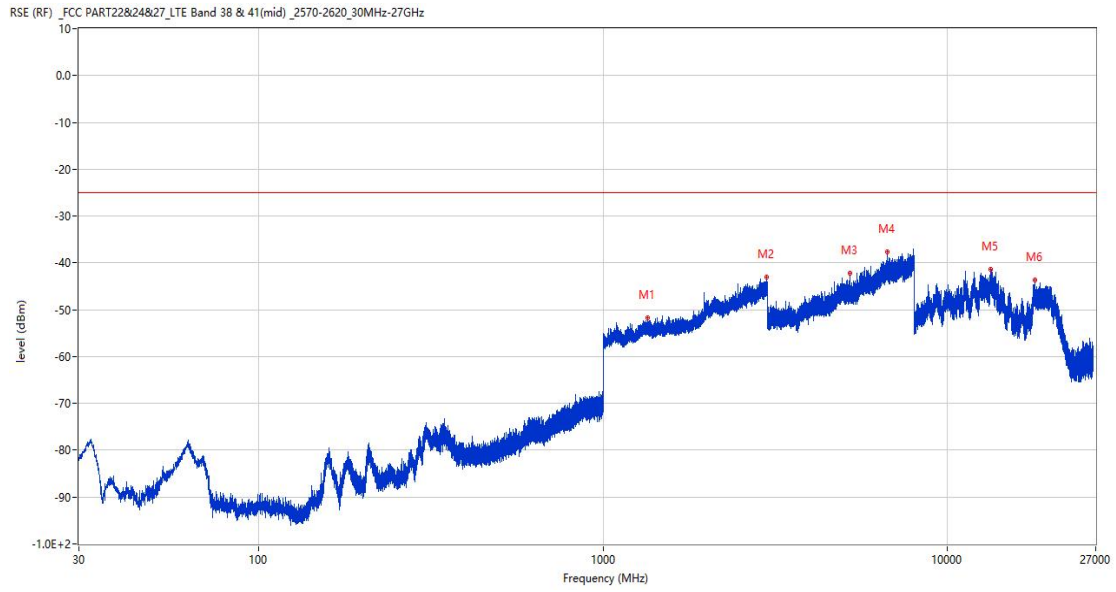
RSE-V&V LTE Band 41 BW10 CH40620



Frequency (MHz)	Result (dBm)	Factor (dB)	PK Limit (dBm)	Margin (dB)	Table (o)	ANT	EUT	Verdict
1288.600	-53.43	-1.04	-25.0	28.43	247.00	Vertical	Vertical	Pass
2628.800	-27.79	6.89	-25.0	2.79	67.00	Vertical	Vertical	N/A
7766.250	-24.61	14.05	-25.0	-0.39	308.00	Vertical	Vertical	N/A
7766.250*	-35.762	14.05	-25.0	10.762	308.00	Vertical	Vertical	Pass
12943.200	-27.00	14.77	-25.0	2.00	323.00	Vertical	Vertical	N/A
12943.200*	-39.780	14.77	-25.0	14.780	323.00	Vertical	Vertical	Pass
18120.276	-38.28	12.86	-25.0	13.28	39.00	Vertical	Vertical	Pass
19733.574	-42.14	12.94	-25.0	17.14	296.00	Vertical	Vertical	Pass

Note: The initial sweep time from 7GHz to 13GHz was previously set to 200ms, which was insufficient for RMS detection. When there are frequency points out of standard or insufficient margin, the final scan time needs to be increased to determine its compliance

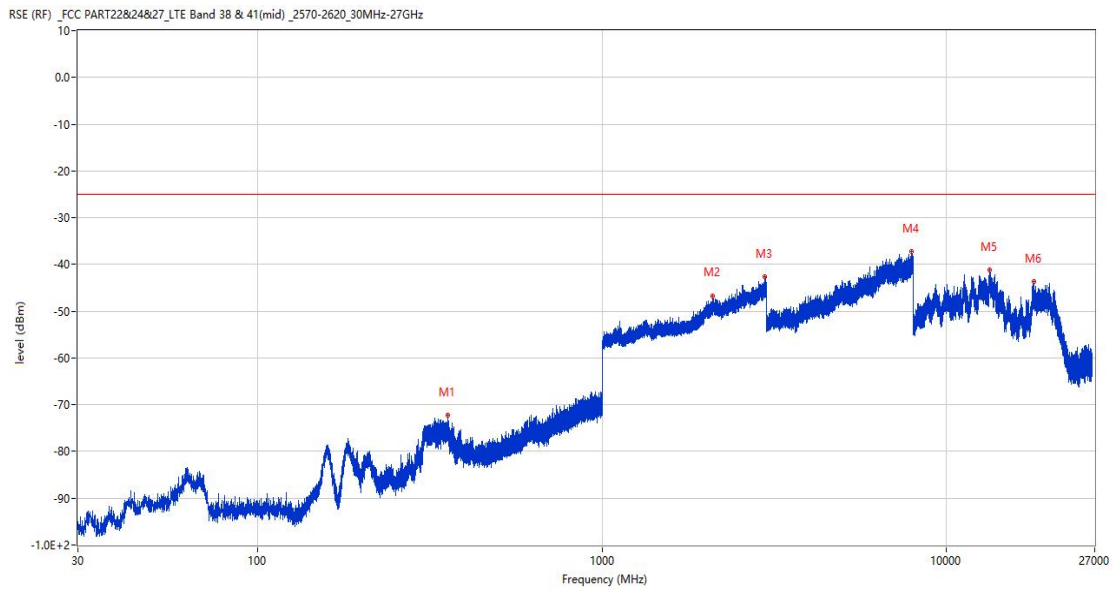
RSE-V&H LTE Band 41 BW10 CH40620



Frequency (MHz)	Result (dBm)	Factor (dB)	PK Limit (dBm)	Margin (dB)	Table (o)	ANT	EUT	Verdict
1347.600	-51.74	0.67	-25.0	26.74	166.00	Vertical	Horizontal	Pass
2987.700	-43.11	11.85	-25.0	18.11	191.00	Vertical	Horizontal	Pass
5203.500	-42.22	12.42	-25.0	17.22	256.00	Vertical	Horizontal	Pass
6688.000	-37.60	17.03	-25.0	12.60	82.00	Vertical	Horizontal	Pass
13387.350	-41.32	16.89	-25.0	16.32	361.00	Vertical	Horizontal	Pass
17964.825	-43.63	13.72	-25.0	18.63	339.00	Vertical	Horizontal	Pass

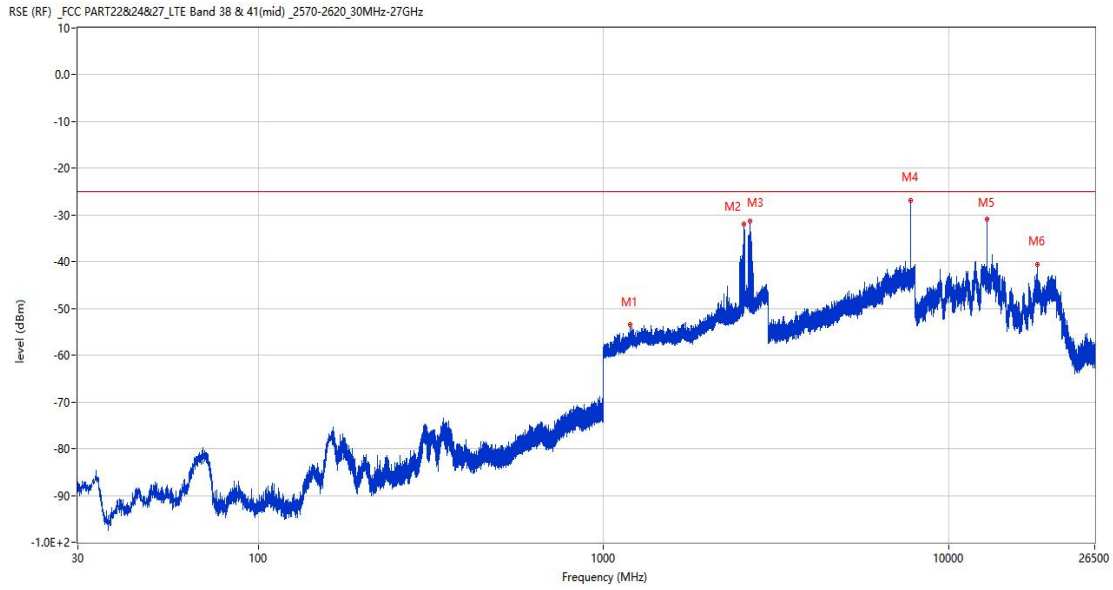
18.3 LTE Band 41 BW15, Middle Channel

RSE-H&H LTE Band 41 BW15 CH40620



Frequency (MHz)	Result (dBm)	Factor (dB)	PK Limit (dBm)	Margin (dB)	Table (o)	ANT	EUT	Verdict
357.084	-72.17	-10.08	-25.0	47.17	113.00	Horizontal	Horizontal	Pass
2094.700	-46.66	5.52	-25.0	21.66	63.00	Horizontal	Horizontal	Pass
2971.100	-42.69	11.35	-25.0	17.69	241.00	Horizontal	Horizontal	Pass
7929.250	-37.25	18.59	-25.0	12.25	149.00	Horizontal	Horizontal	Pass
13375.537	-41.27	16.78	-25.0	16.27	63.00	Horizontal	Horizontal	Pass
17974.800	-43.66	13.47	-25.0	18.66	360.00	Horizontal	Horizontal	Pass

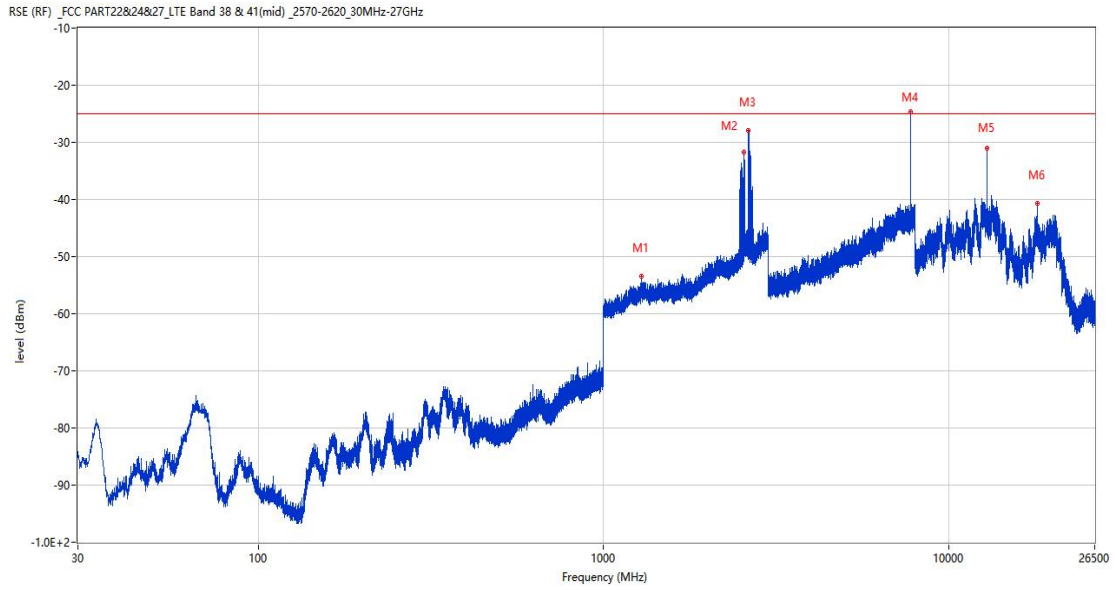
RSE-H&V LTE Band 41 BW15 CH40620



Frequency (MHz)	Result (dBm)	Factor (dB)	PK Limit (dBm)	Margin (dB)	Table (o)	ANT	EUT	Verdict
1193.400	-53.52	-1.76	-25.0	28.52	109.00	Horizontal	Vertical	Pass
2556.700	-31.94	6.55	-25.0	6.94	24.00	Horizontal	Vertical	N/A
2653.300	-31.23	6.85	-25.0	6.23	209.00	Horizontal	Vertical	N/A
7759.500	-26.88	13.90	-25.0	1.88	116.00	Horizontal	Vertical	N/A
7759.500*	-38.408	13.90	-25.0	13.408	116.00	Horizontal	Vertical	Pass
12932.175	-30.80	14.95	-25.0	5.80	338.00	Horizontal	Vertical	N/A
12932.175*	-48.938	14.95	-25.0	23.938	338.00	Horizontal	Vertical	Pass
18104.551	-40.53	12.86	-25.0	15.53	44.00	Horizontal	Vertical	Pass

Note: The initial sweep time from 7GHz to 13GHz was previously set to 200ms, which was insufficient for RMS detection. When there are frequency points out of standard or insufficient margin, the final scan time needs to be increased to determine its compliance

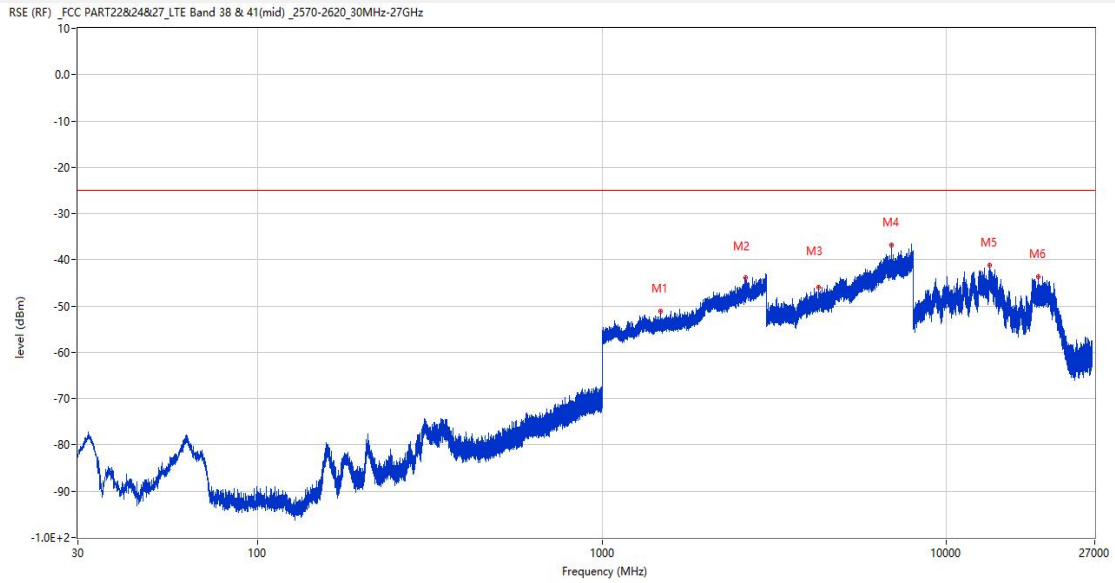
RSE-V&V LTE Band 41 BW15 CH40620



Frequency (MHz)	Result (dBm)	Factor (dB)	PK Limit (dBm)	Margin (dB)	Table (o)	ANT	EUT	Verdict
1287.800	-53.44	-1.07	-25.0	28.44	84.00	Vertical	Vertical	Pass
2557.600	-31.76	7.06	-25.0	6.76	77.00	Vertical	Vertical	N/A
2630.000	-27.88	6.65	-25.0	2.88	142.00	Vertical	Vertical	N/A
7759.500	-24.64	13.90	-25.0	-0.36	0.00	Vertical	Vertical	N/A
7759.500*	-34.830	13.90	-25.0	9.830	0.00	Vertical	Vertical	Pass
12932.175	-31.10	14.95	-25.0	6.10	90.00	Vertical	Vertical	Pass
18104.975	-40.64	12.86	-25.0	15.64	22.00	Vertical	Vertical	Pass

Note: The initial sweep time from 3GHz to 8GHz was previously set to 200ms, which was insufficient for RMS detection. When there are frequency points out of standard or insufficient margin, the final scan time needs to be increased to determine its compliance

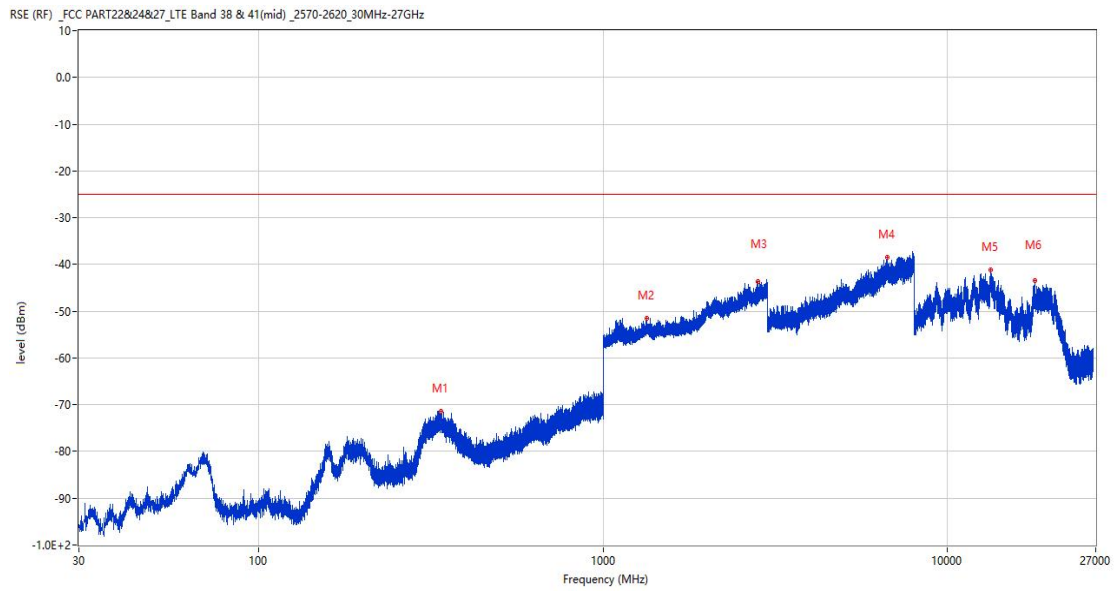
RSE-V&H LTE Band 41 BW15 CH40620



Frequency (MHz)	Result (dBm)	Factor (dB)	PK Limit (dBm)	Margin (dB)	Table (o)	ANT	EUT	Verdict
1475.700	-51.18	0.53	-25.0	26.18	98.00	Vertical	Horizontal	Pass
2613.400	-43.91	8.86	-25.0	18.91	123.00	Vertical	Horizontal	Pass
4265.000	-45.93	10.23	-25.0	20.93	257.00	Vertical	Horizontal	Pass
6916.750	-36.91	16.51	-25.0	11.91	149.00	Vertical	Horizontal	Pass
13373.438	-41.12	16.76	-25.0	16.12	63.00	Vertical	Horizontal	Pass
18475.999	-43.69	12.87	-25.0	18.69	65.00	Vertical	Horizontal	Pass

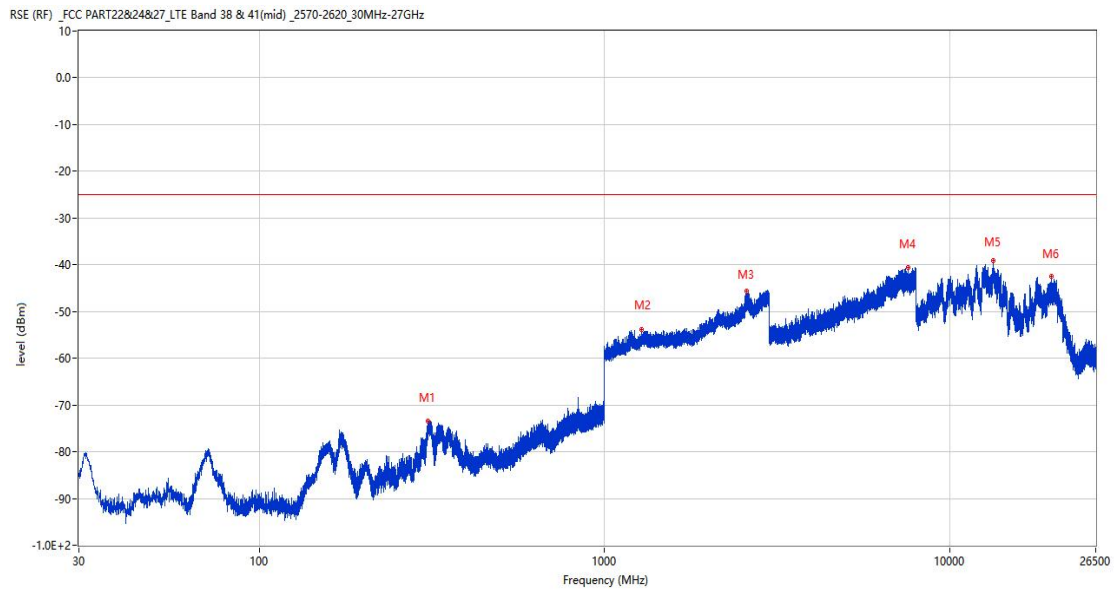
18.4 LTE Band 41 BW20, Middle Channel

RSE-H&H LTE Band 41 BW20 CH40620



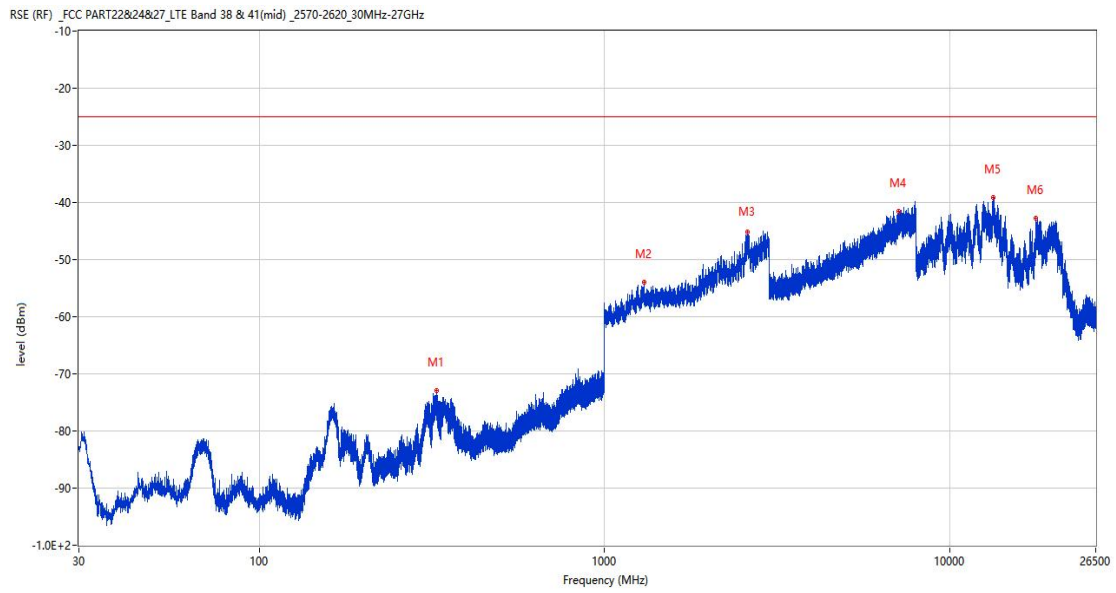
Frequency (MHz)	Result (dBm)	Factor (dB)	PK Limit (dBm)	Margin (dB)	Table (o)	ANT	EUT	Verdict
337.684	-71.34	-10.09	-25.0	46.34	91.00	Horizontal	Horizontal	Pass
1342.100	-51.60	0.94	-25.0	26.60	26.00	Horizontal	Horizontal	Pass
2820.400	-43.74	9.63	-25.0	18.74	118.00	Horizontal	Horizontal	Pass
6693.250	-38.51	16.98	-25.0	13.51	28.00	Horizontal	Horizontal	Pass
13370.550	-41.11	16.73	-25.0	16.11	39.00	Horizontal	Horizontal	Pass
17942.249	-43.38	13.90	-25.0	18.38	223.00	Horizontal	Horizontal	Pass

RSE-H&V LTE Band 41 BW20 CH40620



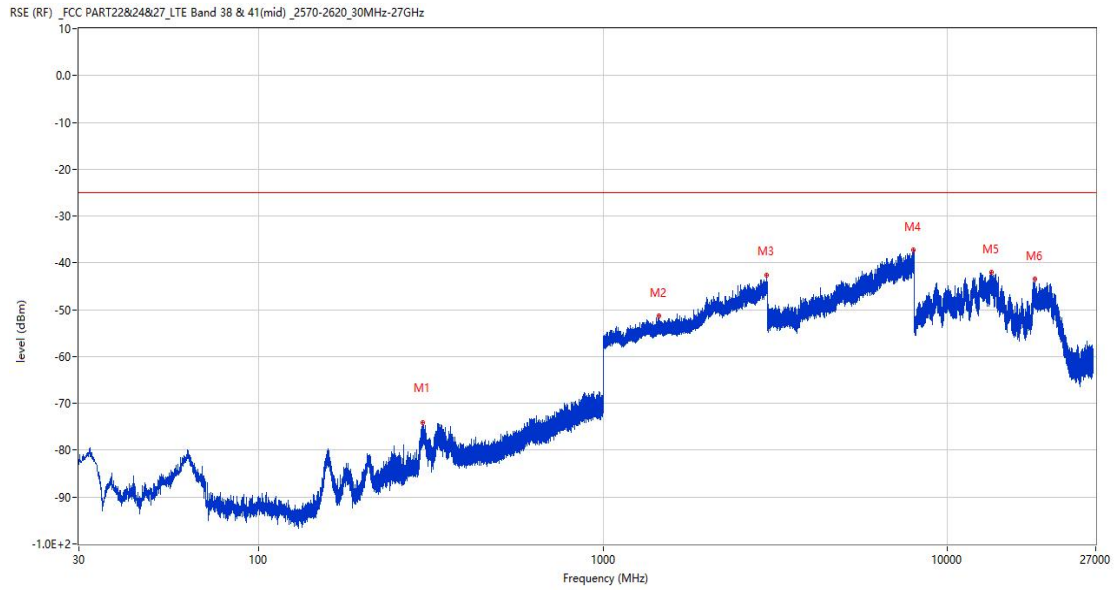
Frequency (MHz)	Result (dBm)	Factor (dB)	PK Limit (dBm)	Margin (dB)	Table (o)	ANT	EUT	Verdict
307.178	-73.44	-14.94	-25.0	48.44	-1.00	Horizontal	Vertical	Pass
1277.200	-53.90	-1.19	-25.0	28.90	51.00	Horizontal	Vertical	Pass
2575.600	-45.55	8.03	-25.0	20.55	-1.00	Horizontal	Vertical	N/A
7576.250	-40.48	14.29	-25.0	15.48	245.00	Horizontal	Vertical	Pass
13360.575	-39.16	16.64	-25.0	14.16	109.00	Horizontal	Vertical	Pass
19751.426	-42.55	12.94	-25.0	17.55	361.00	Horizontal	Vertical	Pass

RSE-V&V LTE Band 41 BW20 CH40620



Frequency (MHz)	Result (dBm)	Factor (dB)	PK Limit (dBm)	Margin (dB)	Table (o)	ANT	EUT	Verdict
327.257	-73.00	-14.58	-25.0	48.00	85.00	Vertical	Vertical	Pass
1300.500	-53.92	-1.00	-25.0	28.92	284.00	Vertical	Vertical	Pass
2599.300	-45.25	8.17	-25.0	20.25	-1.00	Vertical	Vertical	N/A
7124.500	-41.55	13.76	-25.0	16.55	180.00	Vertical	Vertical	Pass
13377.637	-39.11	16.80	-25.0	14.11	150.00	Vertical	Vertical	Pass
17788.162	-42.82	12.47	-25.0	17.82	36.00	Vertical	Vertical	Pass

RSE-V&H LTE Band 41 BW20 CH40620

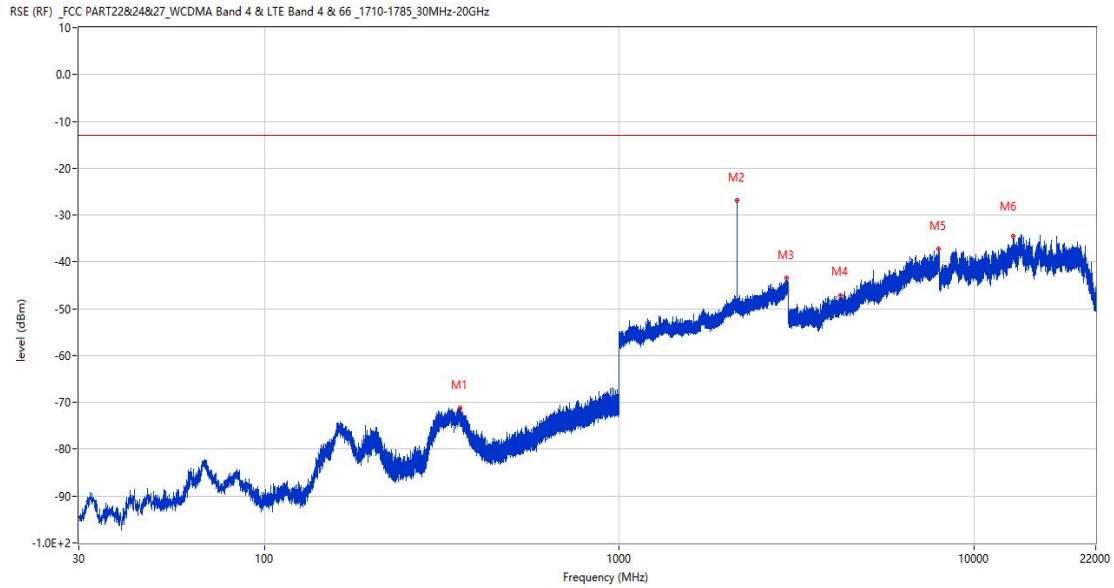


Frequency (MHz)	Result (dBm)	Factor (dB)	PK Limit (dBm)	Margin (dB)	Table (o)	ANT	EUT	Verdict
298.496	-74.14	-11.62	-25.0	49.14	72.00	Vertical	Horizontal	Pass
1456.200	-51.26	0.62	-25.0	26.26	143.00	Vertical	Horizontal	Pass
2984.500	-42.60	11.86	-25.0	17.60	357.00	Vertical	Horizontal	Pass
7965.750	-37.15	18.05	-25.0	12.15	299.00	Vertical	Horizontal	Pass
13416.750	-42.03	16.64	-25.0	17.03	360.00	Vertical	Horizontal	Pass
17939.100	-43.39	13.83	-25.0	18.39	179.00	Vertical	Horizontal	Pass

19 LTE Band 66

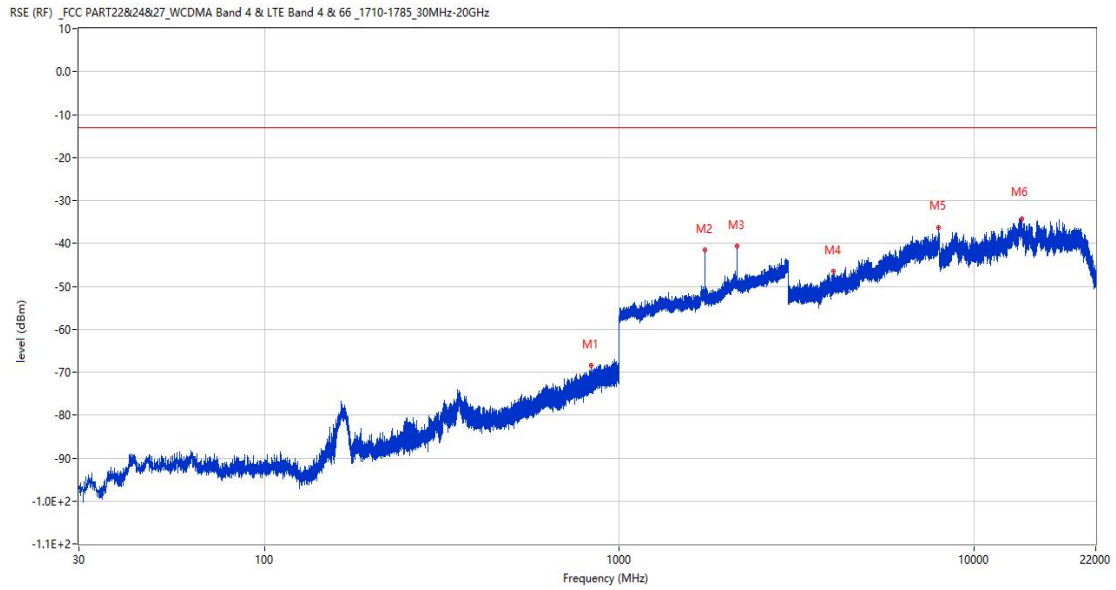
19.1 LTE Band 66 BW1.4, Middle Channel

RSE-H&H LTE Band 66 BW1.4 CH132322



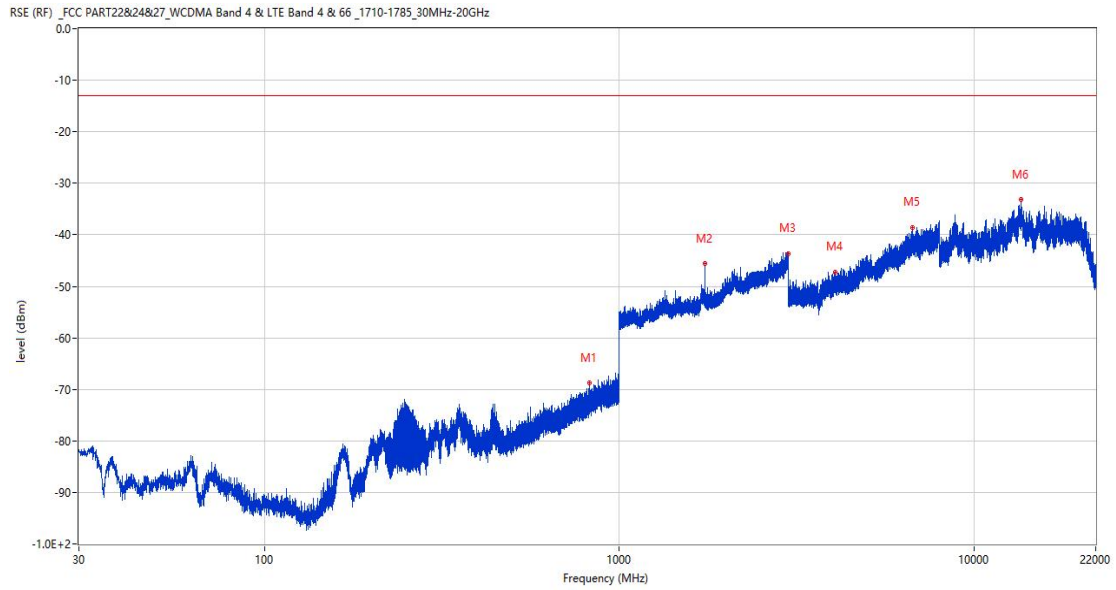
Frequency (MHz)	Result (dBm)	Factor (dB)	PK Limit (dBm)	Margin (dB)	Table (o)	ANT	EUT	Verdict
355.435	-71.15	-9.86	-13.0	58.15	40.00	Horizontal	Horizontal	Pass
2146.000	-26.81	5.11	-13.0	13.81	239.00	Horizontal	Horizontal	N/A
2957.900	-43.48	10.72	-13.0	30.48	301.00	Horizontal	Horizontal	Pass
4188.000	-47.09	10.16	-13.0	34.09	236.00	Horizontal	Horizontal	Pass
7932.000	-37.25	18.77	-13.0	24.25	345.00	Horizontal	Horizontal	Pass
12906.325	-34.57	23.57	-13.0	21.57	206.00	Horizontal	Horizontal	Pass

RSE-H&V LTE Band 66 BW1.4 CH132322



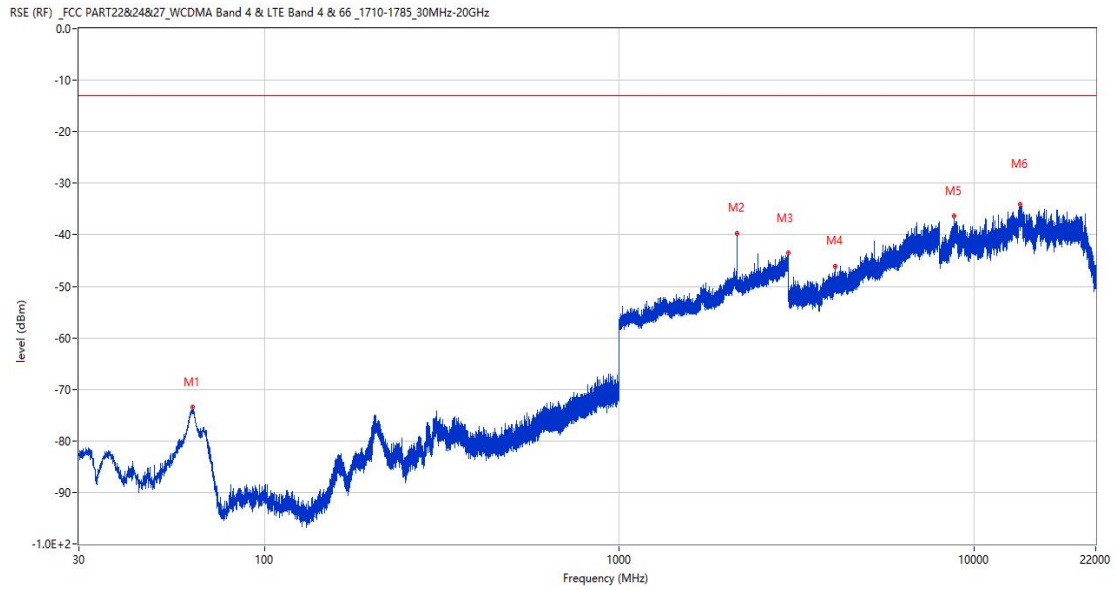
Frequency (MHz)	Result (dBm)	Factor (dB)	PK Limit (dBm)	Margin (dB)	Table (o)	ANT	EUT	Verdict
833.063	-68.49	0.99	-13.0	55.49	176.00	Horizontal	Vertical	Pass
1745.300	-41.57	2.32	-13.0	28.57	201.00	Horizontal	Vertical	N/A
2145.900	-40.66	5.11	-13.0	27.66	245.00	Horizontal	Vertical	N/A
4006.000	-46.46	9.77	-13.0	33.46	71.00	Horizontal	Vertical	Pass
7929.000	-36.23	18.59	-13.0	23.23	266.00	Horizontal	Vertical	Pass
13615.337	-34.20	24.86	-13.0	21.20	112.00	Horizontal	Vertical	Pass

RSE-V&V LTE Band 66 BW1.4 CH132322



Frequency (MHz)	Result (dBm)	Factor (dB)	PK Limit (dBm)	Margin (dB)	Table (o)	ANT	EUT	Verdict
823.557	-68.77	0.82	-13.0	55.77	204.00	Vertical	Vertical	Pass
1745.500	-45.63	2.31	-13.0	32.63	159.00	Vertical	Vertical	N/A
2986.500	-43.70	10.73	-13.0	30.70	344.00	Vertical	Vertical	Pass
4068.250	-47.18	10.30	-13.0	34.18	182.00	Vertical	Vertical	Pass
6690.500	-38.55	16.99	-13.0	25.55	280.00	Vertical	Vertical	Pass
13558.912	-33.14	25.16	-13.0	20.14	180.00	Vertical	Vertical	Pass

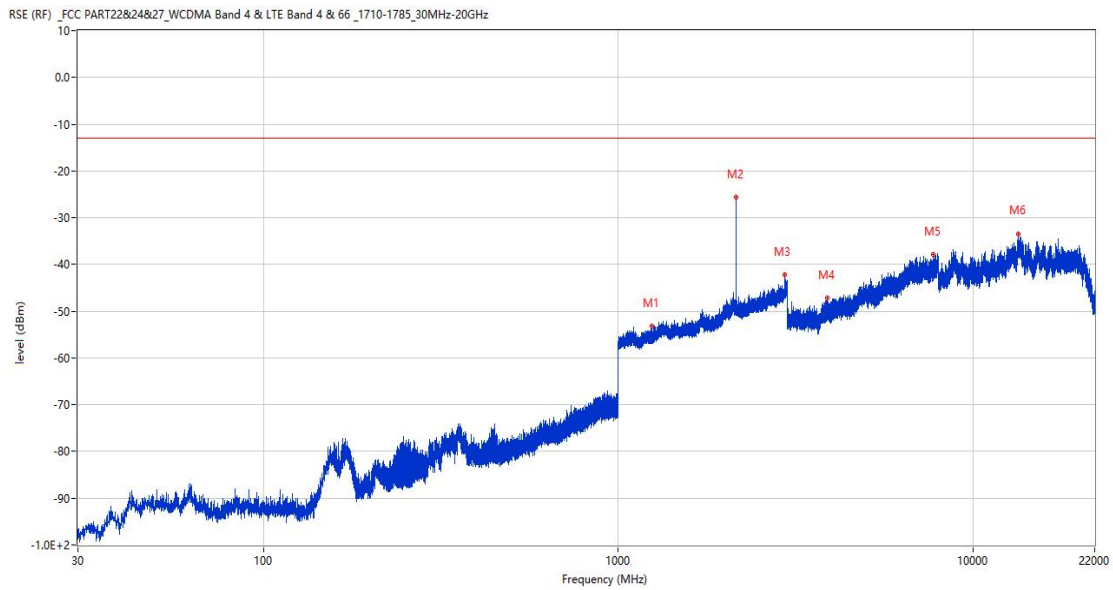
RSE-V&H LTE Band 66 BW1.4 CH132322



Frequency (MHz)	Result (dBm)	Factor (dB)	PK Limit (dBm)	Margin (dB)	Table (o)	ANT	EUT	Verdict
62.689	-73.54	-16.44	-13.0	60.54	65.00	Vertical	Horizontal	Pass
2145.900	-39.74	5.11	-13.0	26.74	185.00	Vertical	Horizontal	N/A
2999.100	-43.42	10.75	-13.0	30.42	360.00	Vertical	Horizontal	Pass
4057.500	-46.10	10.83	-13.0	33.10	287.00	Vertical	Horizontal	Pass
8795.625	-36.43	19.48	-13.0	23.43	264.00	Vertical	Horizontal	Pass
13466.875	-34.10	24.32	-13.0	21.10	89.00	Vertical	Horizontal	Pass

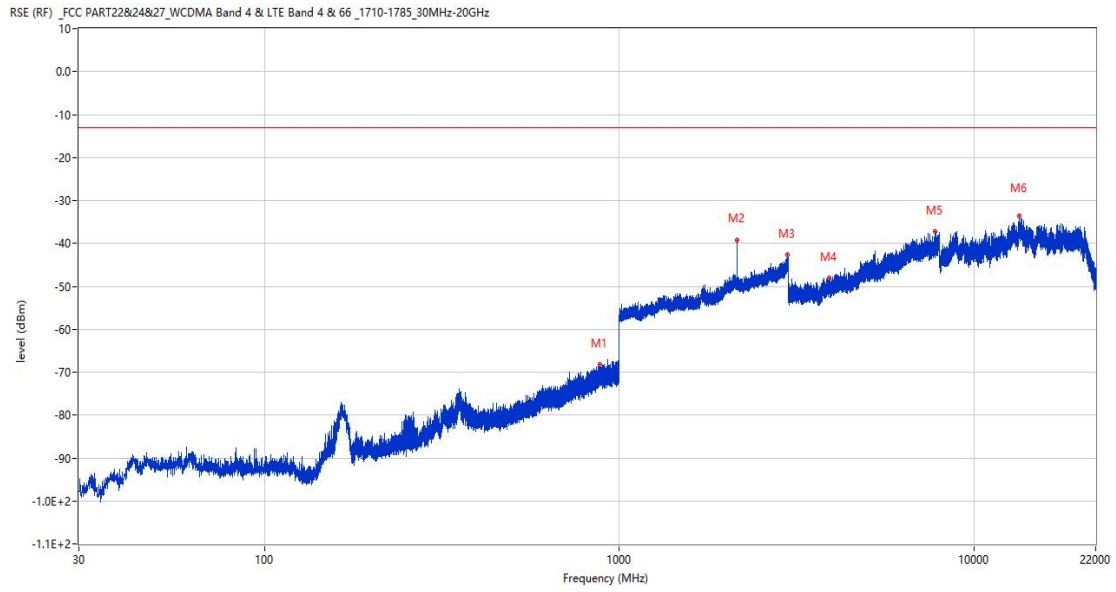
19.2 LTE Band 66 BW3, Middle Channel

RSE-H&H LTE Band 66 BW3 CH132322



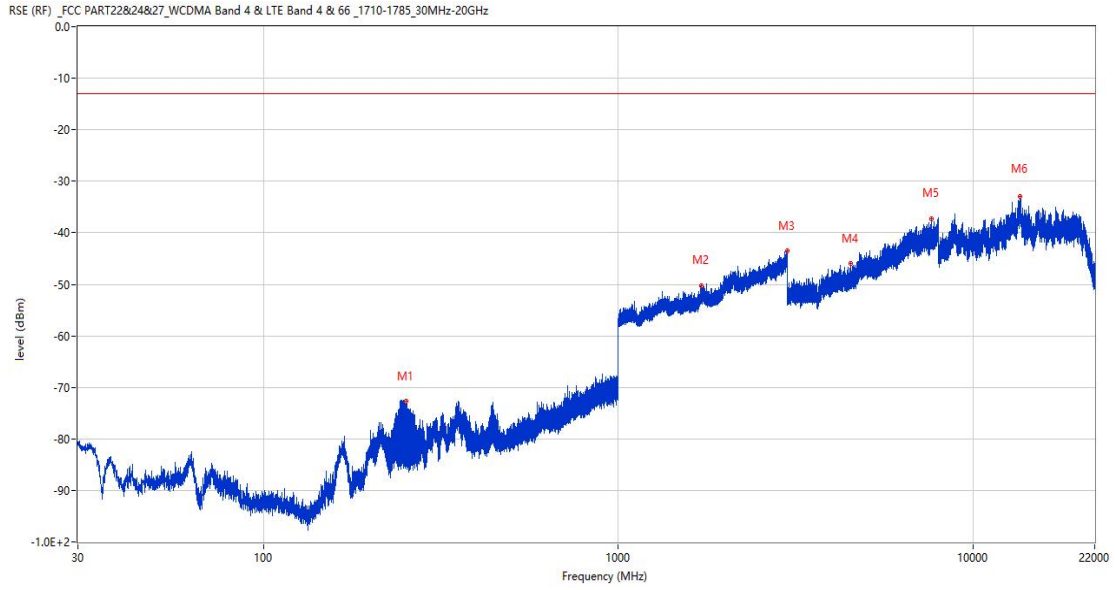
Frequency (MHz)	Result (dBm)	Factor (dB)	PK Limit (dBm)	Margin (dB)	Table (o)	ANT	EUT	Verdict
1240.100	-53.14	-0.77	-13.0	40.14	164.00	Horizontal	Horizontal	Pass
2145.200	-25.66	5.07	-13.0	12.66	233.00	Horizontal	Horizontal	N/A
2942.600	-42.30	11.21	-13.0	29.30	202.00	Horizontal	Horizontal	Pass
3872.000	-47.17	9.72	-13.0	34.17	288.00	Horizontal	Horizontal	Pass
7717.250	-37.81	17.04	-13.0	24.81	168.00	Horizontal	Horizontal	Pass
13434.037	-33.41	24.62	-13.0	20.41	229.00	Horizontal	Horizontal	Pass

RSE-H&V LTE Band 66 BW3 CH132322



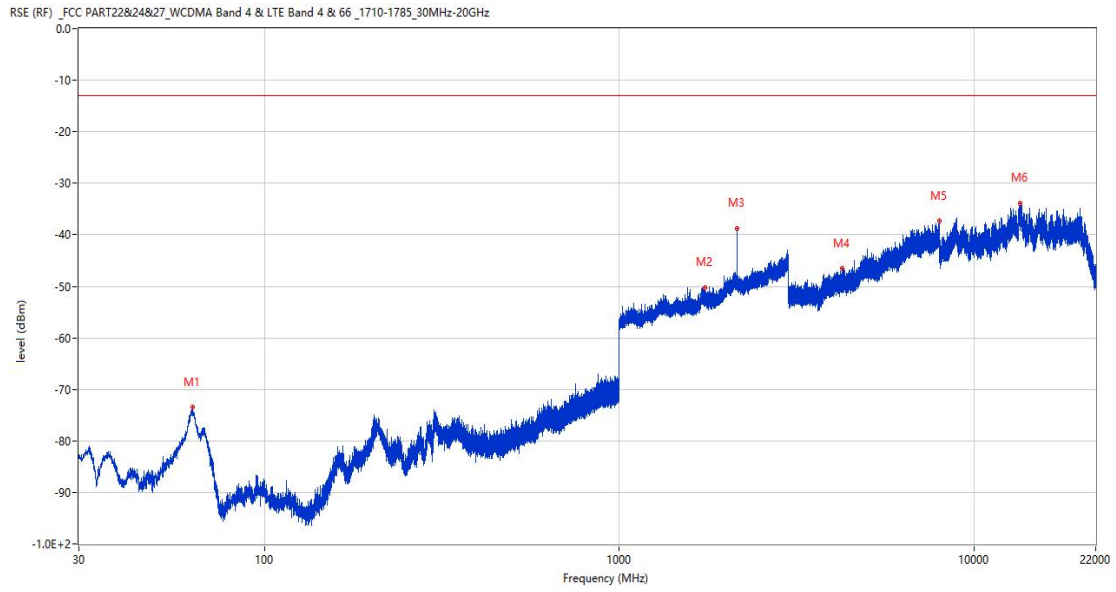
Frequency (MHz)	Result (dBm)	Factor (dB)	PK Limit (dBm)	Margin (dB)	Table (o)	ANT	EUT	Verdict
882.775	-68.15	2.17	-13.0	55.15	360.00	Horizontal	Vertical	Pass
2145.200	-39.16	5.07	-13.0	26.16	247.00	Horizontal	Vertical	N/A
2979.100	-42.76	11.60	-13.0	29.76	93.00	Horizontal	Vertical	Pass
3892.750	-48.05	10.15	-13.0	35.05	291.00	Horizontal	Vertical	Pass
7775.500	-37.33	18.08	-13.0	24.33	40.00	Horizontal	Vertical	Pass
13370.675	-33.72	24.67	-13.0	20.72	226.00	Horizontal	Vertical	Pass

RSE-V&V LTE Band 66 BW3 CH132322



Frequency (MHz)	Result (dBm)	Factor (dB)	PK Limit (dBm)	Margin (dB)	Table (o)	ANT	EUT	Verdict
252.615	-72.76	-13.48	-13.0	59.76	171.00	Vertical	Vertical	Pass
1709.100	-50.20	2.69	-13.0	37.20	133.00	Vertical	Vertical	Pass
2992.900	-43.59	10.91	-13.0	30.59	158.00	Vertical	Vertical	Pass
4514.000	-45.98	11.46	-13.0	32.98	235.00	Vertical	Vertical	Pass
7625.250	-37.27	17.26	-13.0	24.27	28.00	Vertical	Vertical	Pass
13562.613	-33.04	25.13	-13.0	20.04	17.00	Vertical	Vertical	Pass

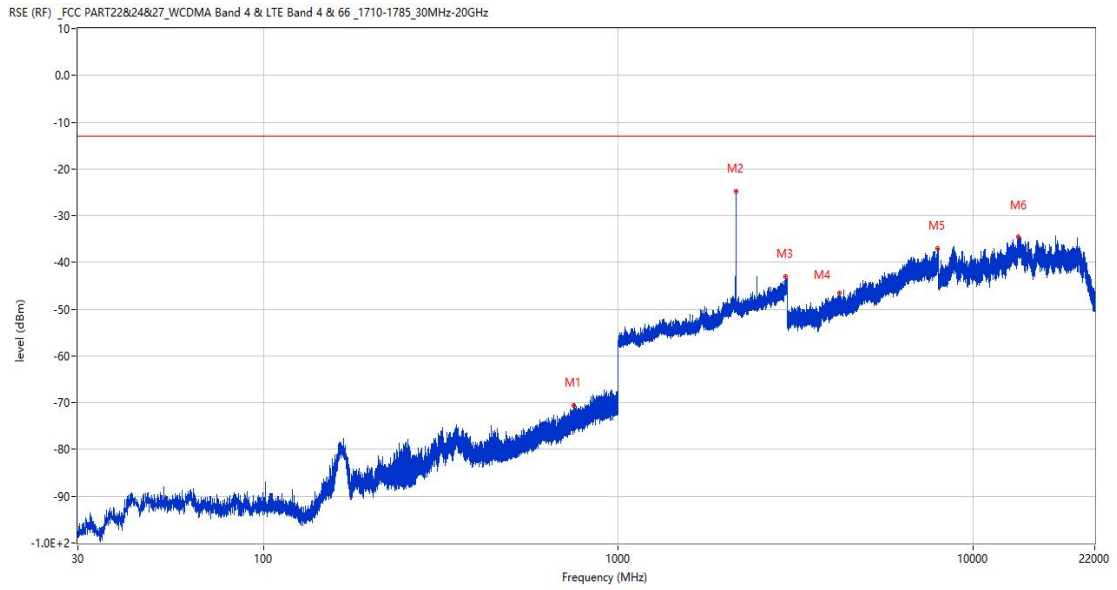
RSE-V&H LTE Band 66 BW3 CH132322



Frequency (MHz)	Result (dBm)	Factor (dB)	PK Limit (dBm)	Margin (dB)	Table (o)	ANT	EUT	Verdict
62.737	-73.52	-16.47	-13.0	60.52	73.00	Vertical	Horizontal	Pass
1739.700	-50.28	2.37	-13.0	37.28	271.00	Vertical	Horizontal	N/A
2145.500	-38.71	5.07	-13.0	25.71	271.00	Vertical	Horizontal	N/A
4257.500	-46.54	10.29	-13.0	33.54	360.00	Vertical	Horizontal	Pass
7994.000	-37.34	18.66	-13.0	24.34	324.00	Vertical	Horizontal	Pass
13477.049	-33.91	24.20	-13.0	20.91	204.00	Vertical	Horizontal	Pass

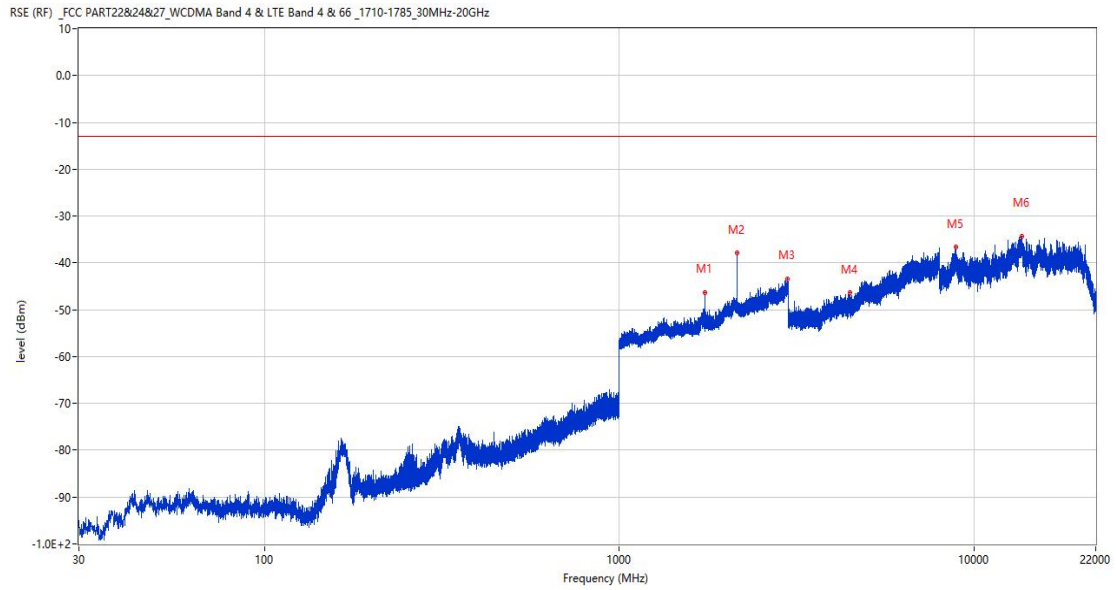
19.3 LTE Band 66 BW5, Middle Channel

RSE-H&H LTE Band 66 BW5 CH132322



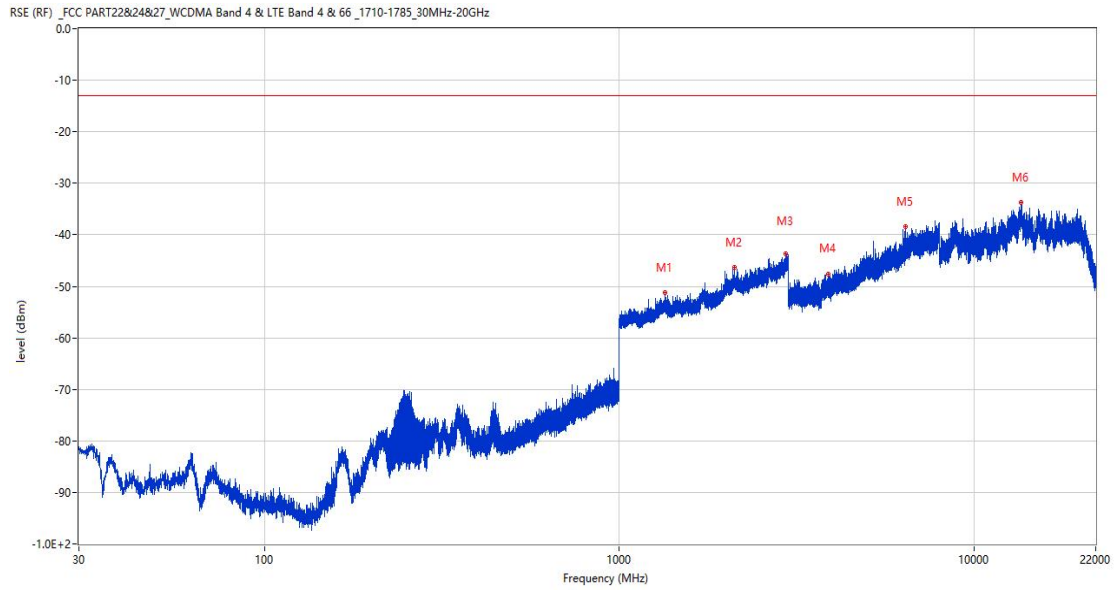
Frequency (MHz)	Result (dBm)	Factor (dB)	PK Limit (dBm)	Margin (dB)	Table (o)	ANT	EUT	Verdict
747.752	-70.62	-0.92	-13.0	57.62	7.00	Horizontal	Horizontal	Pass
2145.100	-24.88	5.08	-13.0	11.88	228.00	Horizontal	Horizontal	N/A
2954.500	-43.10	10.77	-13.0	30.10	154.00	Horizontal	Horizontal	Pass
4198.500	-46.50	11.01	-13.0	33.50	258.00	Horizontal	Horizontal	Pass
7929.250	-37.02	18.59	-13.0	24.02	247.00	Horizontal	Horizontal	Pass
13402.588	-34.54	24.83	-13.0	21.54	346.00	Horizontal	Horizontal	Pass

RSE-H&V LTE Band 66 BW5 CH132322



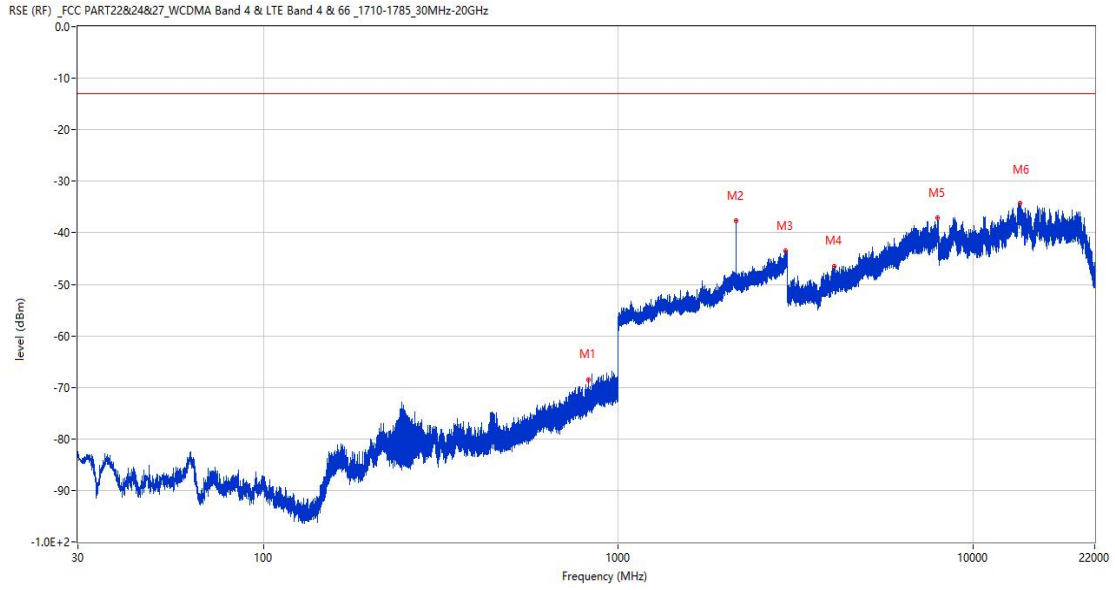
Frequency (MHz)	Result (dBm)	Factor (dB)	PK Limit (dBm)	Margin (dB)	Table (o)	ANT	EUT	Verdict
1743.600	-46.24	2.33	-13.0	33.24	207.00	Horizontal	Vertical	Pass
2147.000	-37.95	5.20	-13.0	24.95	269.00	Horizontal	Vertical	N/A
2977.600	-43.52	11.74	-13.0	30.52	163.00	Horizontal	Vertical	Pass
4474.500	-46.38	10.44	-13.0	33.38	310.00	Horizontal	Vertical	Pass
8864.026	-36.71	20.19	-13.0	23.71	84.00	Horizontal	Vertical	Pass
13644.937	-34.33	24.83	-13.0	21.33	111.00	Horizontal	Vertical	Pass

RSE-V&V LTE Band 66 BW5 CH132322



Frequency (MHz)	Result (dBm)	Factor (dB)	PK Limit (dBm)	Margin (dB)	Table (o)	ANT	EUT	Verdict
1342.100	-51.24	0.67	-13.0	38.24	0.00	Vertical	Vertical	Pass
2112.800	-46.34	5.71	-13.0	33.34	221.00	Vertical	Vertical	Pass
2937.500	-43.73	10.82	-13.0	30.73	357.00	Vertical	Vertical	Pass
3889.750	-47.64	9.84	-13.0	34.64	171.00	Vertical	Vertical	Pass
6407.000	-38.47	15.98	-13.0	25.47	291.00	Vertical	Vertical	Pass
13537.175	-33.64	24.89	-13.0	20.64	272.00	Vertical	Vertical	Pass

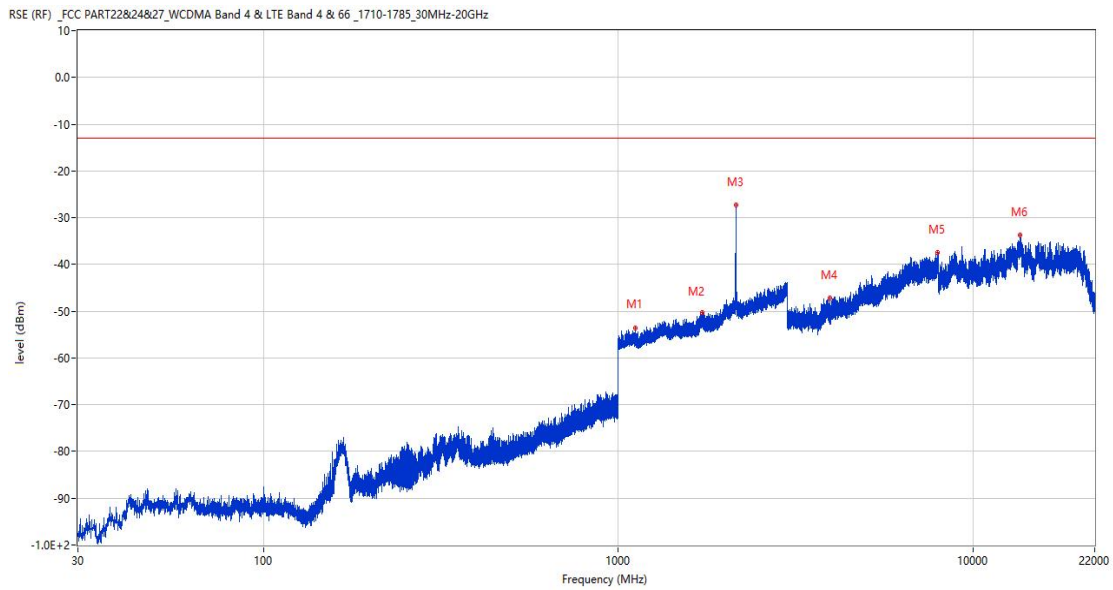
RSE-V&H LTE Band 66 BW5 CH132322



Frequency (MHz)	Result (dBm)	Factor (dB)	PK Limit (dBm)	Margin (dB)	Table (o)	ANT	EUT	Verdict
823.703	-68.49	0.83	-13.0	55.49	344.00	Vertical	Horizontal	Pass
2146.800	-37.71	5.18	-13.0	24.71	215.00	Vertical	Horizontal	N/A
2965.500	-43.43	11.36	-13.0	30.43	153.00	Vertical	Horizontal	Pass
4054.750	-46.43	10.92	-13.0	33.43	255.00	Vertical	Horizontal	Pass
7929.250	-37.19	18.59	-13.0	24.19	0.00	Vertical	Horizontal	Pass
13576.025	-34.22	25.04	-13.0	21.22	76.00	Vertical	Horizontal	Pass

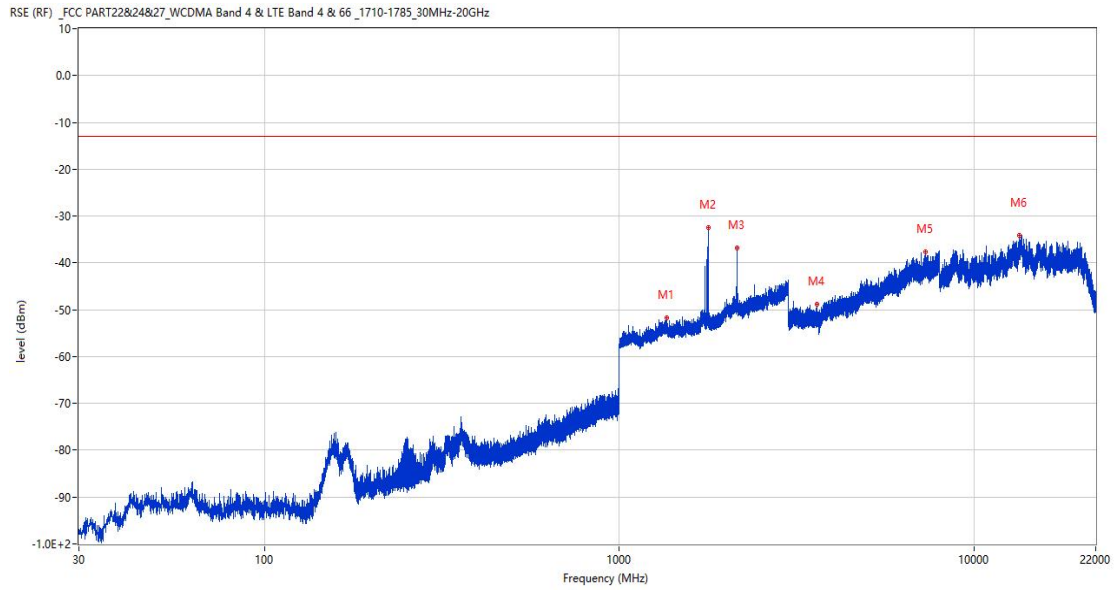
19.4 LTE Band 66 BW10, Middle Channel

RSE-H&H LTE Band 66 BW10 CH132322



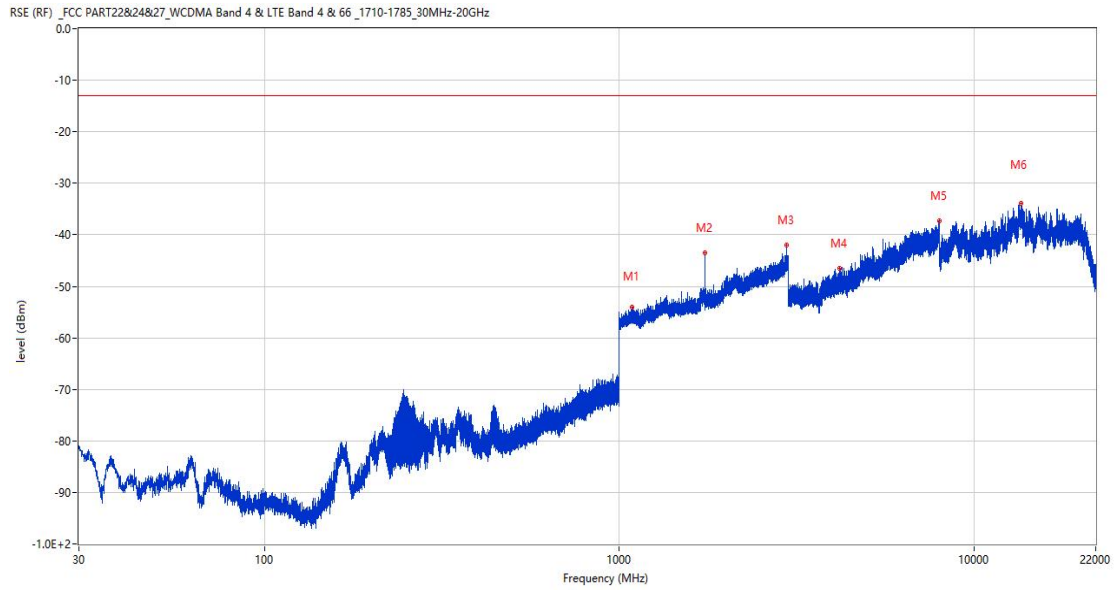
Frequency (MHz)	Result (dBm)	Factor (dB)	PK Limit (dBm)	Margin (dB)	Table (o)	ANT	EUT	Verdict
1117.900	-53.57	-1.05	-13.0	40.57	179.00	Horizontal	Horizontal	Pass
1720.100	-50.26	2.57	-13.0	37.26	185.00	Horizontal	Horizontal	N/A
2143.900	-27.31	5.18	-13.0	14.31	278.00	Horizontal	Horizontal	N/A
3956.500	-47.18	9.66	-13.0	34.18	0.00	Horizontal	Horizontal	Pass
7932.250	-37.54	18.78	-13.0	24.54	246.00	Horizontal	Horizontal	Pass
13586.662	-33.65	24.96	-13.0	20.65	205.00	Horizontal	Horizontal	Pass

RSE-H&V LTE Band 66 BW10 CH132322



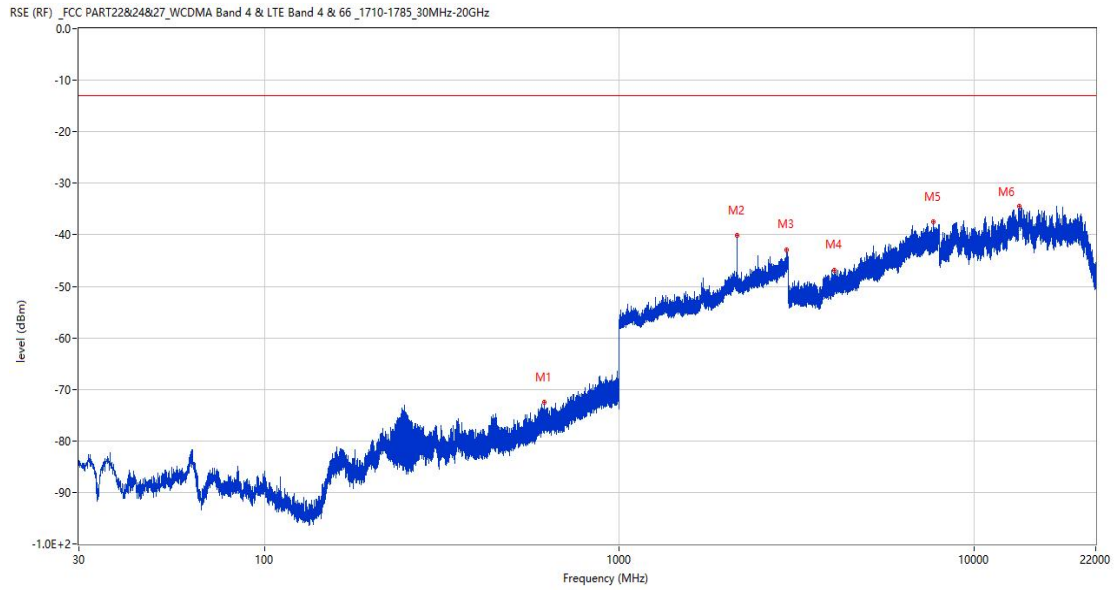
Frequency (MHz)	Result (dBm)	Factor (dB)	PK Limit (dBm)	Margin (dB)	Table (o)	ANT	EUT	Verdict
1358.500	-51.70	0.82	-13.0	38.70	17.00	Horizontal	Vertical	Pass
1784.800	-32.45	2.06	-13.0	19.45	307.00	Horizontal	Vertical	N/A
2148.900	-36.90	5.19	-13.0	23.90	117.00	Horizontal	Vertical	N/A
3605.500	-48.79	6.69	-13.0	35.79	0.00	Horizontal	Vertical	Pass
7304.500	-37.64	16.74	-13.0	24.64	325.00	Horizontal	Vertical	Pass
13433.575	-34.08	24.62	-13.0	21.08	180.00	Horizontal	Vertical	Pass

RSE-V&V LTE Band 66 BW10 CH132322



Frequency (MHz)	Result (dBm)	Factor (dB)	PK Limit (dBm)	Margin (dB)	Table (o)	ANT	EUT	Verdict
1088.200	-54.08	-0.83	-13.0	41.08	46.00	Vertical	Vertical	Pass
1741.500	-43.53	2.35	-13.0	30.53	164.00	Vertical	Vertical	N/A
2964.800	-42.06	11.24	-13.0	29.06	83.00	Vertical	Vertical	Pass
4174.750	-46.57	10.10	-13.0	33.57	148.00	Vertical	Vertical	Pass
7974.750	-37.34	18.15	-13.0	24.34	28.00	Vertical	Vertical	Pass
13568.625	-33.85	25.09	-13.0	20.85	220.00	Vertical	Vertical	Pass

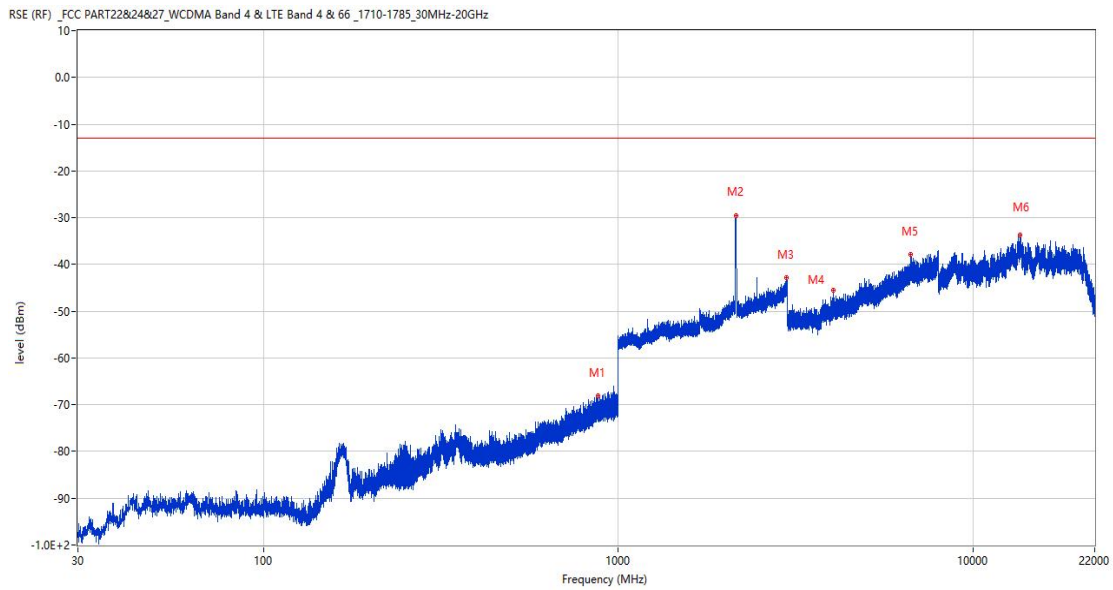
RSE-V&H LTE Band 66 BW10 CH132322



Frequency (MHz)	Result (dBm)	Factor (dB)	PK Limit (dBm)	Margin (dB)	Table (o)	ANT	EUT	Verdict
614.279	-72.55	-3.00	-13.0	59.55	4.00	Vertical	Horizontal	Pass
2146.400	-40.18	5.15	-13.0	27.18	180.00	Vertical	Horizontal	N/A
2967.900	-42.87	11.65	-13.0	29.87	272.00	Vertical	Horizontal	Pass
4041.500	-46.84	10.14	-13.0	33.84	139.00	Vertical	Horizontal	Pass
7649.750	-37.53	17.12	-13.0	24.53	183.00	Vertical	Horizontal	Pass
13405.362	-34.55	24.81	-13.0	21.55	133.00	Vertical	Horizontal	Pass

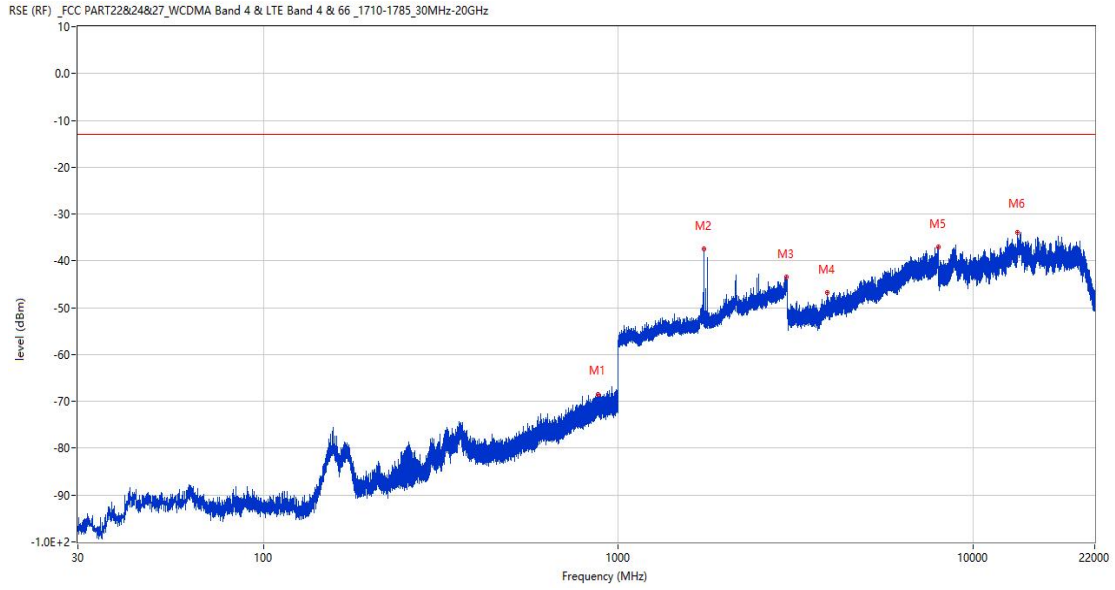
19.5 LTE Band 66 BW15, Middle Channel

RSE-H&H LTE Band 66 BW15 CH132322



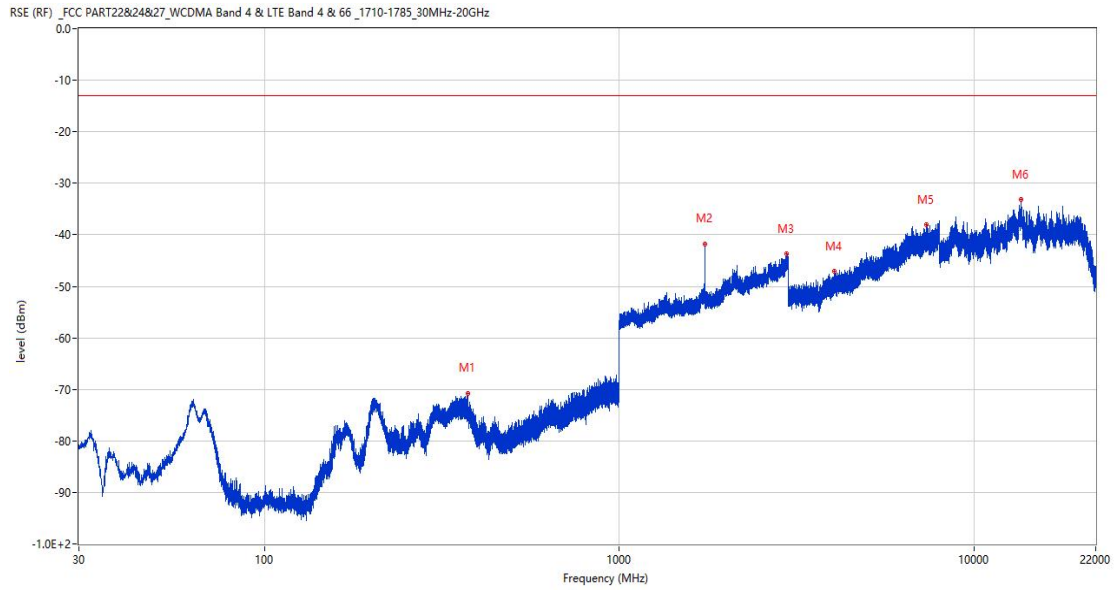
Frequency (MHz)	Result (dBm)	Factor (dB)	PK Limit (dBm)	Margin (dB)	Table (o)	ANT	EUT	Verdict
877.198	-68.11	2.24	-13.0	55.11	98.00	Horizontal	Horizontal	Pass
2147.200	-29.48	5.21	-13.0	16.48	277.00	Horizontal	Horizontal	N/A
2978.400	-42.82	11.72	-13.0	29.82	314.00	Horizontal	Horizontal	Pass
4038.000	-45.50	9.89	-13.0	32.50	7.00	Horizontal	Horizontal	Pass
6680.000	-37.82	16.93	-13.0	24.82	236.00	Horizontal	Horizontal	Pass
13554.288	-33.69	25.19	-13.0	20.69	0.00	Horizontal	Horizontal	Pass

RSE-H&V LTE Band 66 BW15 CH132322



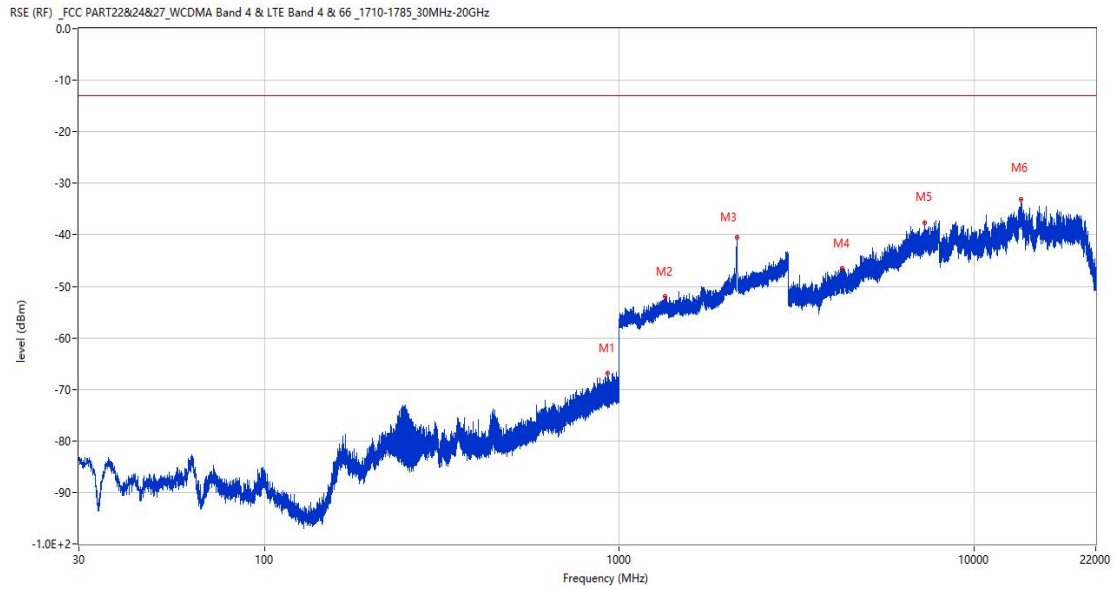
Frequency (MHz)	Result (dBm)	Factor (dB)	PK Limit (dBm)	Margin (dB)	Table (o)	ANT	EUT	Verdict
875.743	-68.43	2.16	-13.0	55.43	100.00	Horizontal	Vertical	Pass
1739.300	-37.46	2.38	-13.0	24.46	183.00	Horizontal	Vertical	N/A
2978.200	-43.50	11.72	-13.0	30.50	345.00	Horizontal	Vertical	Pass
3886.750	-46.81	9.64	-13.0	33.81	169.00	Horizontal	Vertical	Pass
7991.500	-37.03	18.49	-13.0	24.03	82.00	Horizontal	Vertical	Pass
13349.401	-33.87	24.52	-13.0	20.87	-2.00	Horizontal	Vertical	Pass

RSE-V&V LTE Band 66 BW15 CH132322



Frequency (MHz)	Result (dBm)	Factor (dB)	PK Limit (dBm)	Margin (dB)	Table (o)	ANT	EUT	Verdict
373.817	-70.78	-9.72	-13.0	57.78	288.00	Vertical	Vertical	Pass
1739.200	-41.80	2.38	-13.0	28.80	172.00	Vertical	Vertical	N/A
2954.500	-43.77	10.77	-13.0	30.77	345.00	Vertical	Vertical	Pass
4043.500	-47.17	10.39	-13.0	34.17	326.00	Vertical	Vertical	Pass
7352.250	-38.12	17.23	-13.0	25.12	171.00	Vertical	Vertical	Pass
13549.662	-33.16	25.21	-13.0	20.16	17.00	Vertical	Vertical	Pass

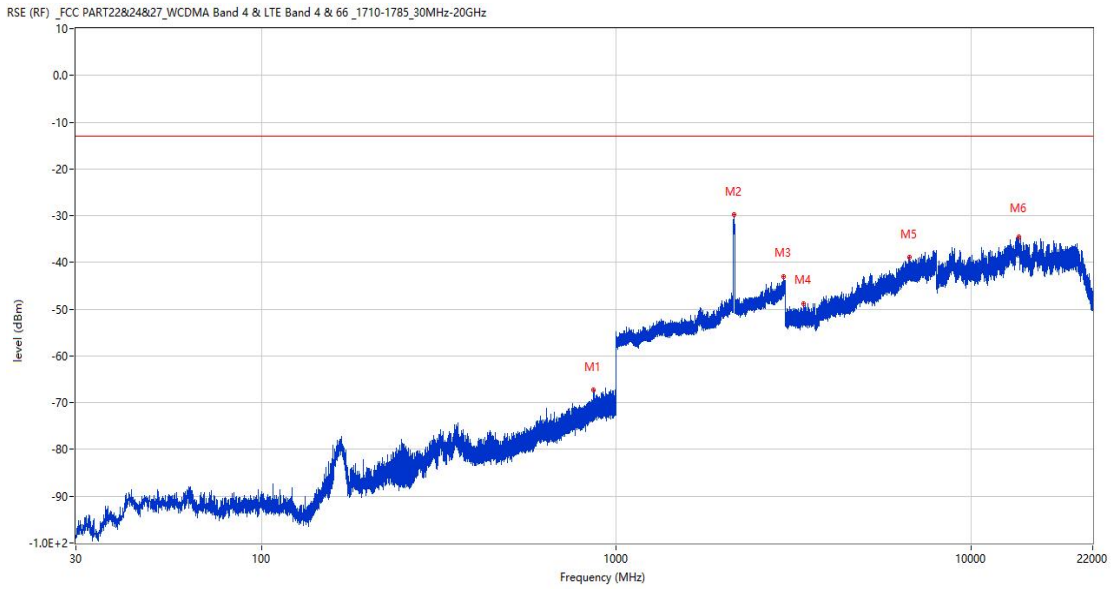
RSE-V&H LTE Band 66 BW15 CH132322



Frequency (MHz)	Result (dBm)	Factor (dB)	PK Limit (dBm)	Margin (dB)	Table (o)	ANT	EUT	Verdict
925.989	-66.88	2.55	-13.0	53.88	33.00	Vertical	Horizontal	Pass
1346.200	-51.92	0.77	-13.0	38.92	245.00	Vertical	Horizontal	Pass
2151.000	-40.57	5.12	-13.0	27.57	165.00	Vertical	Horizontal	N/A
4236.250	-46.54	10.40	-13.0	33.54	310.00	Vertical	Horizontal	Pass
7253.250	-37.74	17.68	-13.0	24.74	353.00	Vertical	Horizontal	Pass
13570.013	-33.19	25.08	-13.0	20.19	251.00	Vertical	Horizontal	Pass

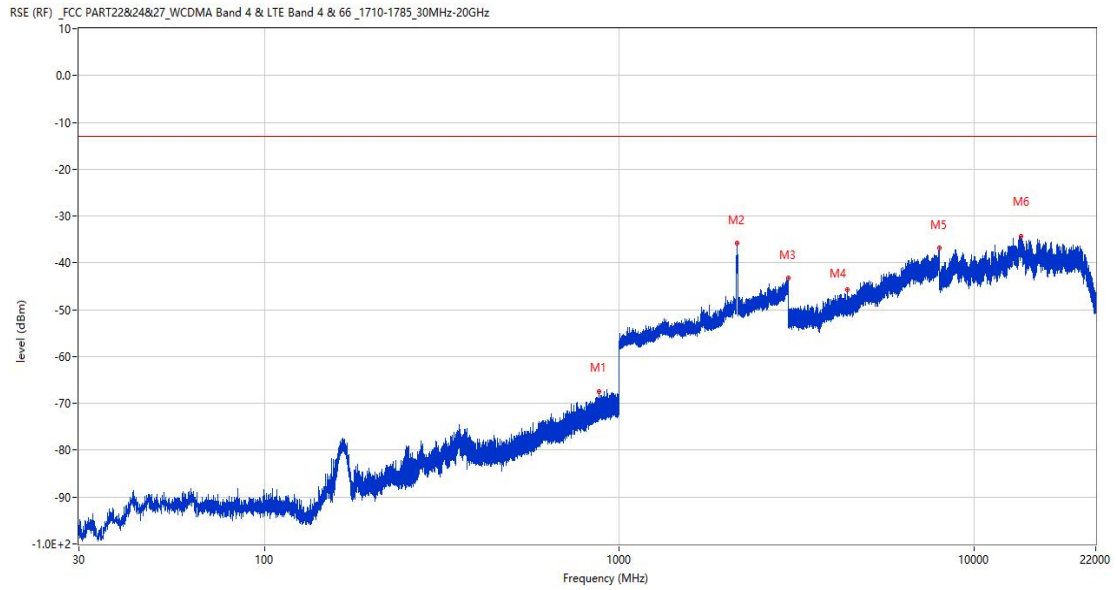
19.6 LTE Band 66 BW20, Middle Channel

RSE-H&H LTE Band 66 BW20 CH132322



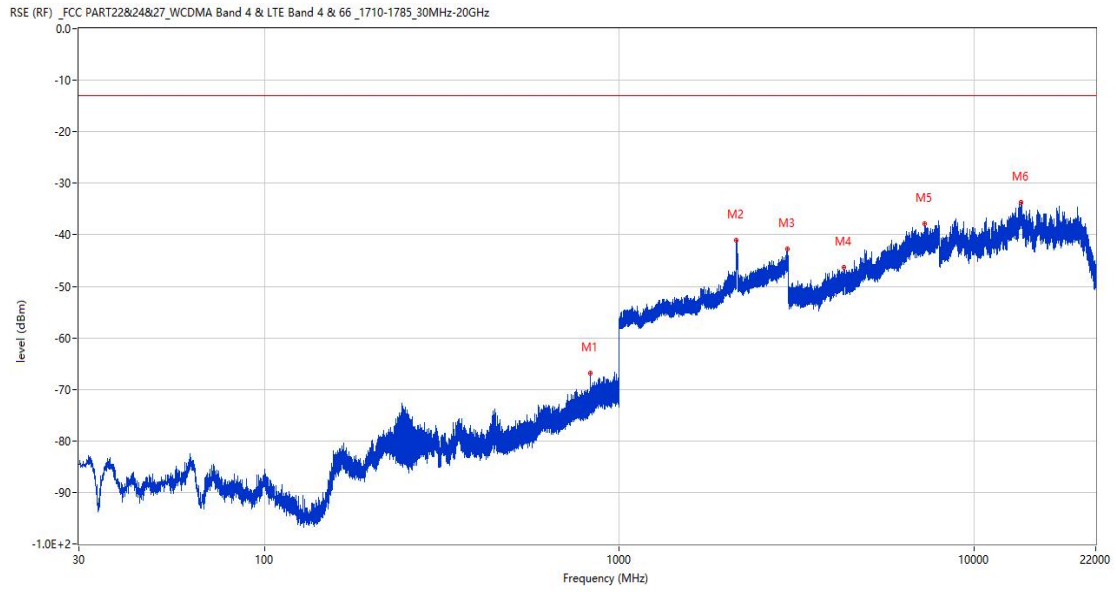
Frequency (MHz)	Result (dBm)	Factor (dB)	PK Limit (dBm)	Margin (dB)	Table (o)	ANT	EUT	Verdict
862.018	-67.21	1.97	-13.0	54.21	101.00	Horizontal	Horizontal	Pass
2144.700	-29.82	5.09	-13.0	16.82	251.00	Horizontal	Horizontal	N/A
2965.900	-42.95	11.42	-13.0	29.95	157.00	Horizontal	Horizontal	Pass
3361.250	-48.73	6.75	-13.0	35.73	6.00	Horizontal	Horizontal	Pass
6688.250	-38.97	17.04	-13.0	25.97	277.00	Horizontal	Horizontal	Pass
13630.137	-34.55	24.85	-13.0	21.55	159.00	Horizontal	Horizontal	Pass

RSE-H&V LTE Band 66 BW20 CH132322



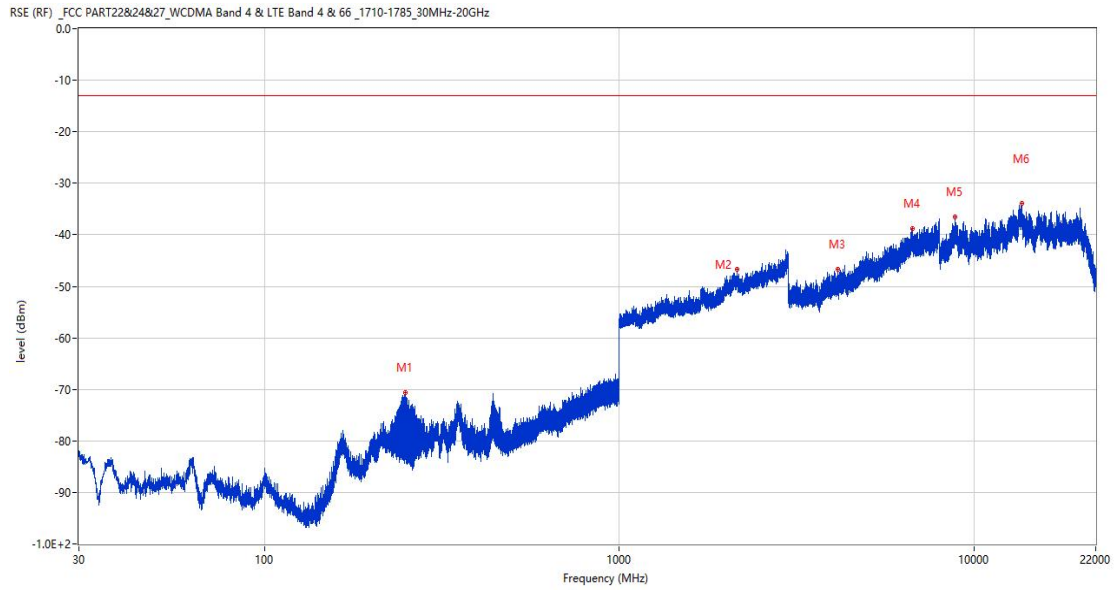
Frequency (MHz)	Result (dBm)	Factor (dB)	PK Limit (dBm)	Margin (dB)	Table (o)	ANT	EUT	Verdict
877.247	-67.37	2.25	-13.0	54.37	307.00	Horizontal	Vertical	Pass
2146.000	-35.76	5.11	-13.0	22.76	269.00	Horizontal	Vertical	N/A
2998.400	-43.17	10.79	-13.0	30.17	152.00	Horizontal	Vertical	Pass
4390.500	-45.63	10.65	-13.0	32.63	84.00	Horizontal	Vertical	Pass
7998.250	-36.91	18.89	-13.0	23.91	360.00	Horizontal	Vertical	Pass
13537.637	-34.29	24.90	-13.0	21.29	319.00	Horizontal	Vertical	Pass

RSE-V&V LTE Band 66 BW20 CH132322



Frequency (MHz)	Result (dBm)	Factor (dB)	PK Limit (dBm)	Margin (dB)	Table (o)	ANT	EUT	Verdict
828.407	-66.86	0.88	-13.0	53.86	101.00	Vertical	Vertical	Pass
2140.800	-41.05	4.95	-13.0	28.05	184.00	Vertical	Vertical	N/A
2972.500	-42.73	11.80	-13.0	29.73	42.00	Vertical	Vertical	Pass
4305.750	-46.29	10.70	-13.0	33.29	73.00	Vertical	Vertical	Pass
7243.000	-37.81	17.50	-13.0	24.81	182.00	Vertical	Vertical	Pass
13557.987	-33.67	25.16	-13.0	20.67	17.00	Vertical	Vertical	Pass

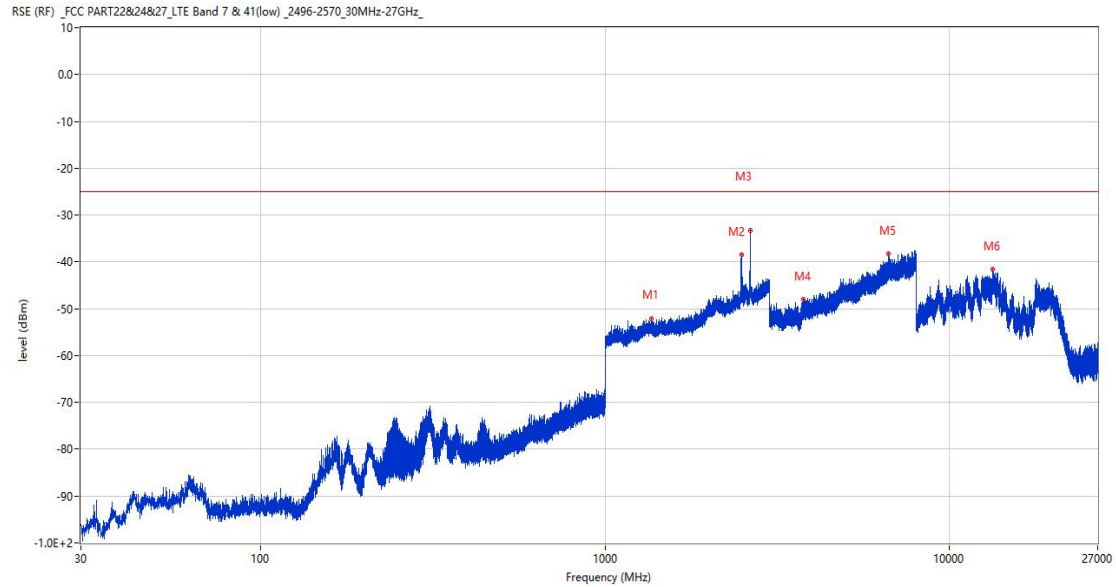
RSE-V&H LTE Band 66 BW20 CH132322



Frequency (MHz)	Result (dBm)	Factor (dB)	PK Limit (dBm)	Margin (dB)	Table (o)	ANT	EUT	Verdict
249.705	-70.71	-13.62	-13.0	57.71	180.00	Vertical	Horizontal	Pass
2151.400	-46.69	5.13	-13.0	33.69	182.00	Vertical	Horizontal	N/A
4123.500	-46.76	9.66	-13.0	33.76	242.00	Vertical	Horizontal	Pass
6713.250	-38.87	16.63	-13.0	25.87	265.00	Vertical	Horizontal	Pass
8819.849	-36.57	19.87	-13.0	23.57	335.00	Vertical	Horizontal	Pass
13645.400	-33.81	24.83	-13.0	20.81	156.00	Vertical	Horizontal	Pass

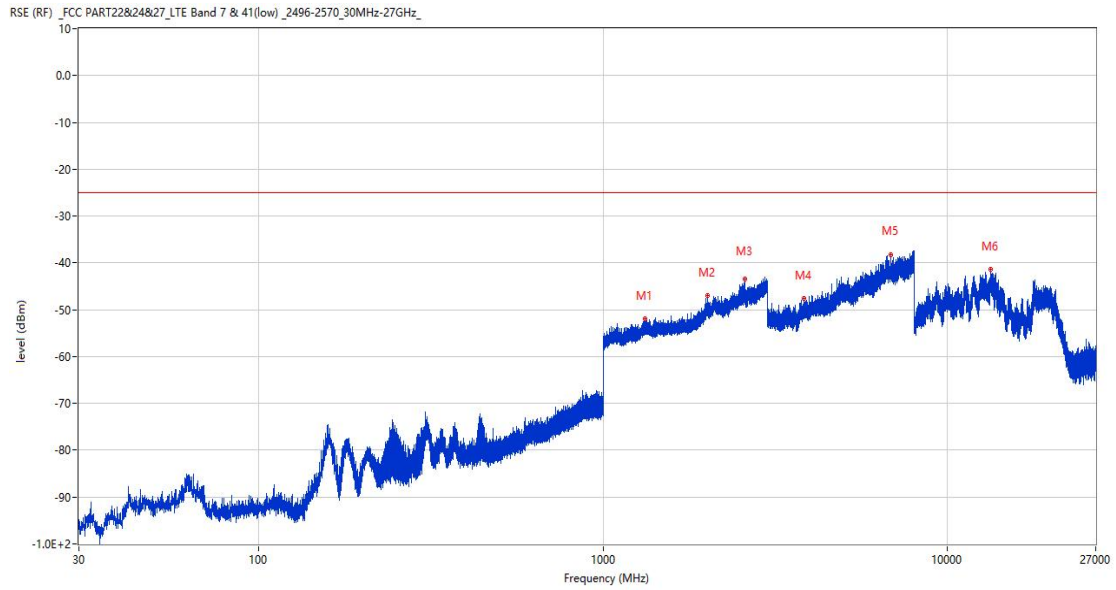
CA
 20 CA_7C
 20.1 CA_7C 20MHz+10MHz, QPSK, Low Channel

RSE-H&H CH20850 20M RB1 LOW CH20994 10M RB1 HIGH



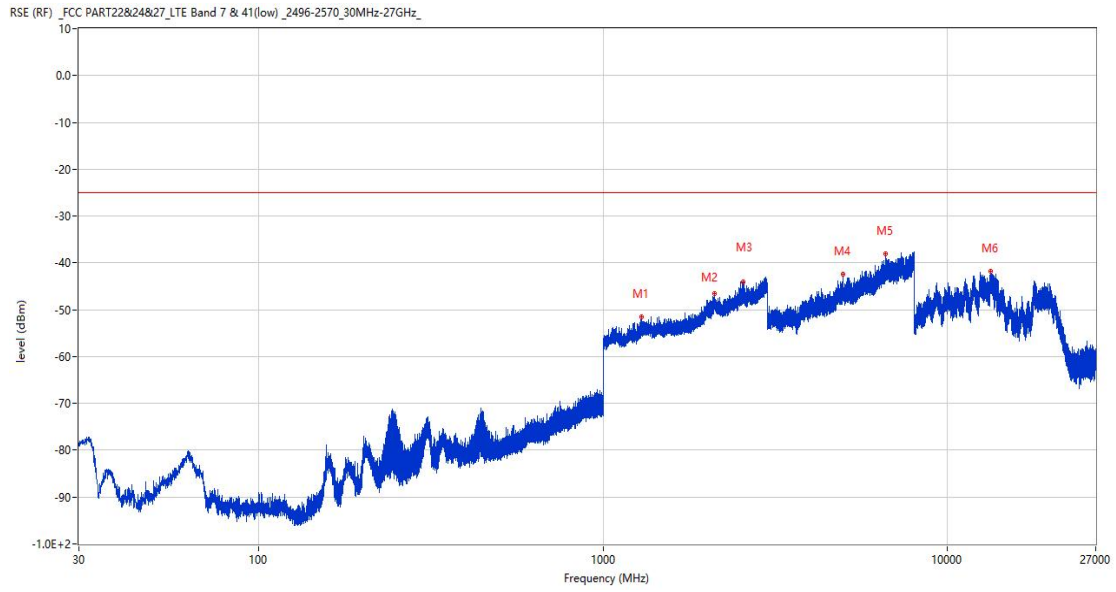
Frequency (MHz)	Result (dBm)	Factor (dB)	PK Limit (dBm)	Margin (dB)	Table (o)	ANT	EUT	Verdict
1364.600	-52.11	0.54	-25.0	27.11	185.00	Horizontal	Horizontal	Pass
2488.300	-38.40	8.83	-25.0	13.40	167.00	Horizontal	Horizontal	N/A
2642.200	-33.25	8.63	-25.0	8.25	241.00	Horizontal	Horizontal	N/A
3761.250	-48.00	9.15	-25.0	23.00	360.00	Horizontal	Horizontal	Pass
6666.250	-38.21	16.49	-25.0	13.21	289.00	Horizontal	Horizontal	Pass
13371.338	-41.53	16.74	-25.0	16.53	205.00	Horizontal	Horizontal	Pass

RSE-H&V CH20850 20M RB1 LOW CH20994 10M RB1 HIGH



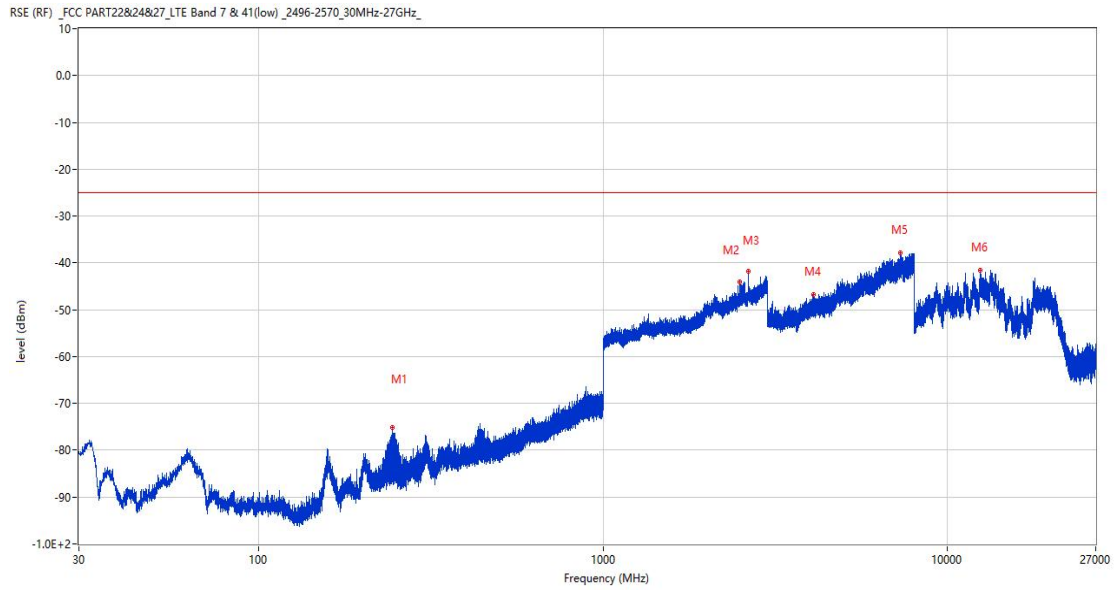
Frequency (MHz)	Result (dBm)	Factor (dB)	PK Limit (dBm)	Margin (dB)	Table (o)	ANT	EUT	Verdict
1321.400	-52.02	0.61	-25.0	27.02	220.00	Horizontal	Vertical	Pass
2013.700	-47.04	4.05	-25.0	22.04	320.00	Horizontal	Vertical	Pass
2579.700	-43.54	8.59	-25.0	18.54	92.00	Horizontal	Vertical	Pass
3841.250	-47.68	9.26	-25.0	22.68	360.00	Horizontal	Vertical	Pass
6857.000	-38.19	16.45	-25.0	13.19	138.00	Horizontal	Vertical	Pass
13347.450	-41.42	16.44	-25.0	16.42	63.00	Horizontal	Vertical	Pass

RSE-V&V CH20850 20M RB1 LOW CH20994 10M RB1 HIGH



Frequency (MHz)	Result (dBm)	Factor (dB)	PK Limit (dBm)	Margin (dB)	Table (o)	ANT	EUT	Verdict
1290.400	-51.59	0.67	-25.0	26.59	98.00	Vertical	Vertical	Pass
2106.500	-46.58	5.96	-25.0	21.58	36.00	Vertical	Vertical	Pass
2558.900	-44.01	8.86	-25.0	19.01	178.00	Vertical	Vertical	N/A
4983.500	-42.45	13.24	-25.0	17.45	159.00	Vertical	Vertical	Pass
6619.750	-38.09	16.08	-25.0	13.09	127.00	Vertical	Vertical	Pass
13403.362	-41.74	16.94	-25.0	16.74	361.00	Vertical	Vertical	Pass

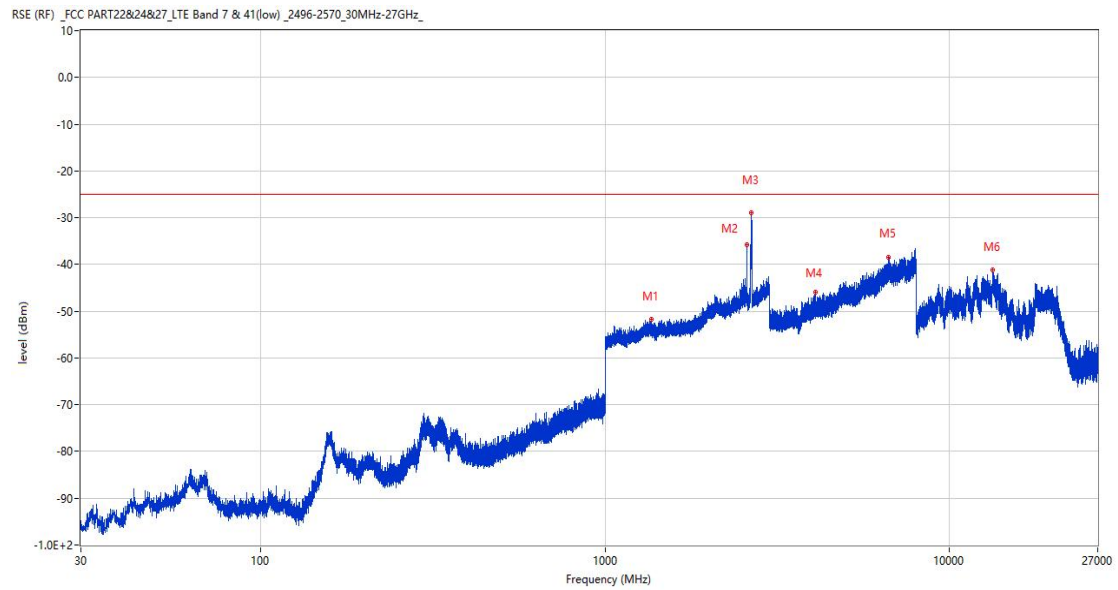
RSE-V&H CH20850 20M RB1 LOW CH20994 10M RB1 HIGH



Frequency (MHz)	Result (dBm)	Factor (dB)	PK Limit (dBm)	Margin (dB)	Table (o)	ANT	EUT	Verdict
243.740	-75.14	-13.52	-25.0	50.14	179.00	Vertical	Horizontal	Pass
2488.900	-44.17	8.84	-25.0	19.17	25.00	Vertical	Horizontal	N/A
2646.300	-41.77	8.59	-25.0	16.77	19.00	Vertical	Horizontal	N/A
4095.750	-46.70	9.89	-25.0	21.70	106.00	Vertical	Horizontal	Pass
7314.000	-37.91	17.11	-25.0	12.91	127.00	Vertical	Horizontal	Pass
12459.300	-41.56	14.35	-25.0	16.56	299.00	Vertical	Horizontal	Pass

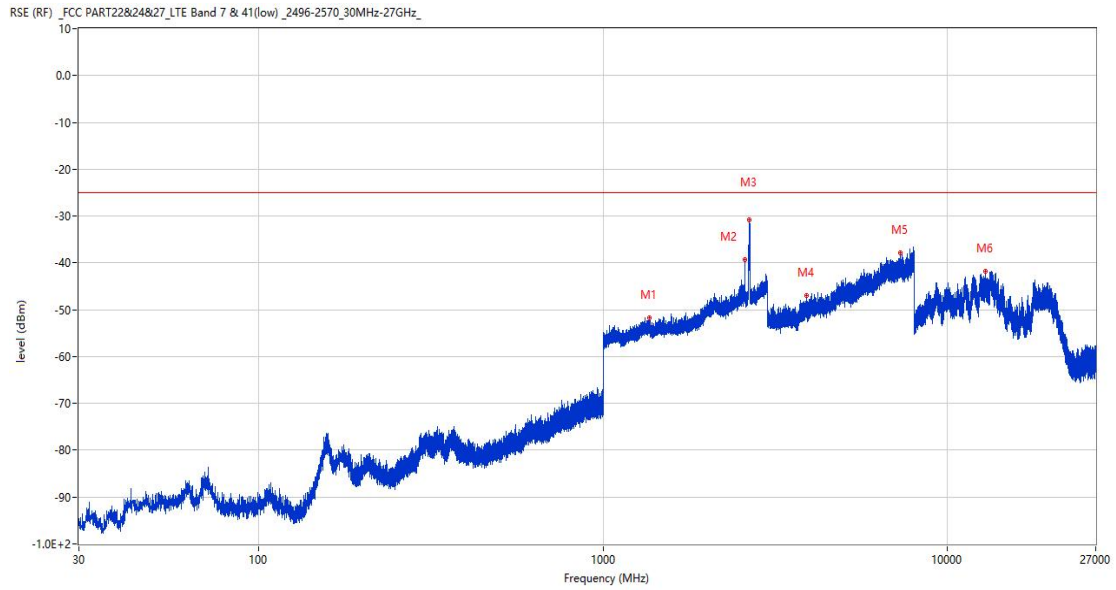
20.2 CA_7C 20MHz+10MHz, QPSK , Middle Channel

RSE-H&H CH21051 20M RB1 LOW CH21195 10M RB1 HIGH



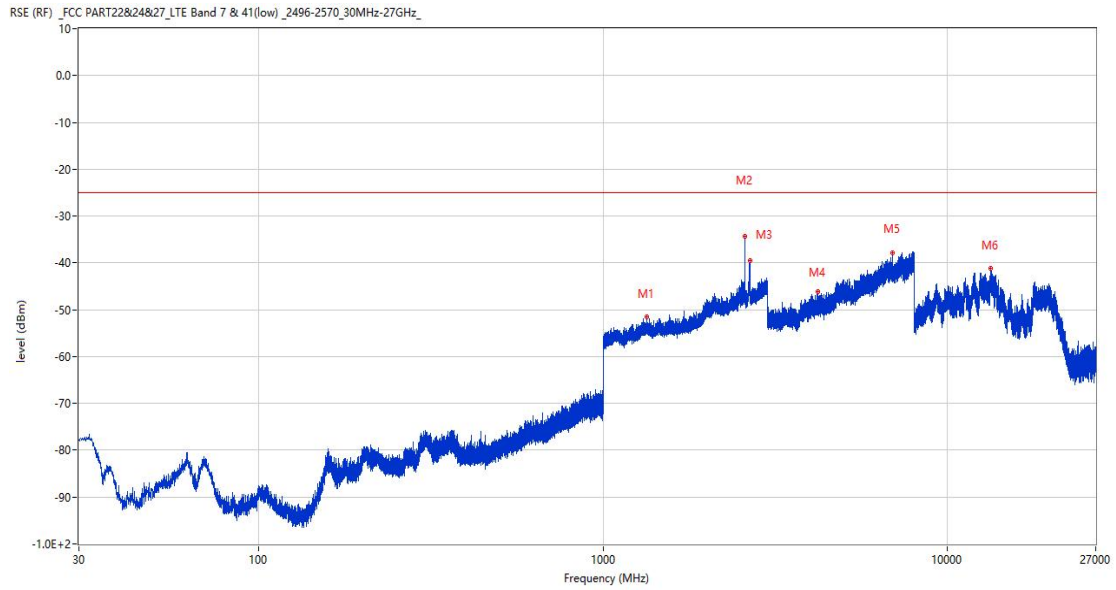
Frequency (MHz)	Result (dBm)	Factor (dB)	PK Limit (dBm)	Margin (dB)	Table (o)	ANT	EUT	Verdict
1363.000	-51.68	0.61	-25.0	26.68	247.00	Horizontal	Horizontal	Pass
2577.500	-35.85	8.95	-25.0	10.85	71.00	Horizontal	Horizontal	N/A
2663.000	-28.86	8.89	-25.0	3.86	236.00	Horizontal	Horizontal	N/A
4095.500	-45.98	9.90	-25.0	20.98	360.00	Horizontal	Horizontal	Pass
6648.500	-38.39	16.09	-25.0	13.39	250.00	Horizontal	Horizontal	Pass
13337.737	-41.25	16.06	-25.0	16.25	360.00	Horizontal	Horizontal	Pass

RSE-H&V CH21051 20M RB1 LOW CH21195 10M RB1 HIGH



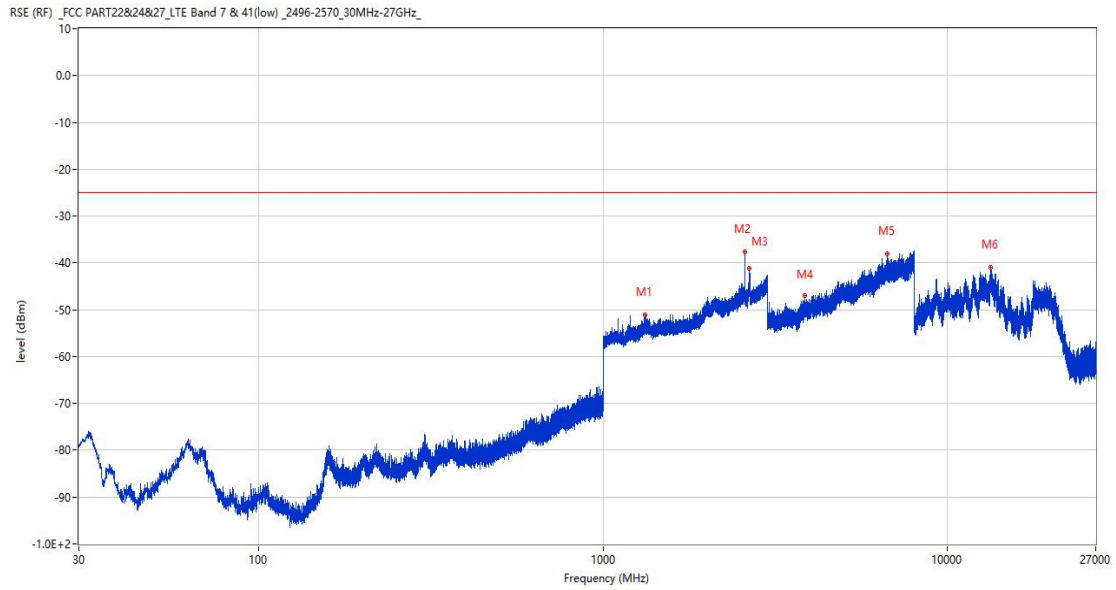
Frequency (MHz)	Result (dBm)	Factor (dB)	PK Limit (dBm)	Margin (dB)	Table (o)	ANT	EUT	Verdict
1361.300	-51.82	0.66	-25.0	26.82	50.00	Horizontal	Vertical	Pass
2577.500	-39.26	8.95	-25.0	14.26	154.00	Horizontal	Vertical	N/A
2665.700	-30.79	9.20	-25.0	5.79	221.00	Horizontal	Vertical	N/A
3896.500	-46.92	10.28	-25.0	21.92	301.00	Horizontal	Vertical	Pass
7305.250	-37.85	16.72	-25.0	12.85	72.00	Horizontal	Vertical	Pass
12918.263	-41.78	15.18	-25.0	16.78	159.00	Horizontal	Vertical	Pass

RSE-V&V CH21051 20M RB1 LOW CH21195 10M RB1 HIGH



Frequency (MHz)	Result (dBm)	Factor (dB)	PK Limit (dBm)	Margin (dB)	Table (o)	ANT	EUT	Verdict
1342.700	-51.58	0.76	-25.0	26.58	2.00	Vertical	Vertical	Pass
2577.400	-34.42	8.97	-25.0	9.42	44.00	Vertical	Vertical	N/A
2668.700	-39.50	9.33	-25.0	14.50	62.00	Vertical	Vertical	N/A
4204.000	-46.19	11.19	-25.0	21.19	204.00	Vertical	Vertical	Pass
6925.750	-37.77	16.30	-25.0	12.77	248.00	Vertical	Vertical	Pass
13401.787	-41.25	16.97	-25.0	16.25	360.00	Vertical	Vertical	Pass

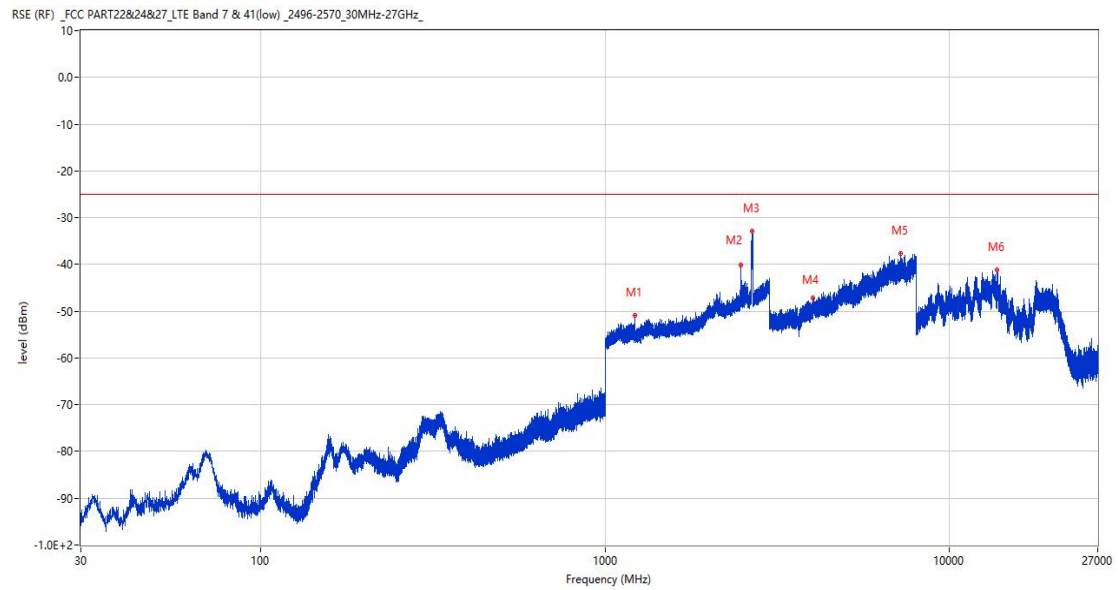
RSE-V&H CH21051 20M RB1 LOW CH21195 10M RB1 HIGH



Frequency (MHz)	Result (dBm)	Factor (dB)	PK Limit (dBm)	Margin (dB)	Table (o)	ANT	EUT	Verdict
1324.400	-51.05	0.71	-25.0	26.05	271.00	Vertical	Horizontal	Pass
2577.700	-37.74	8.90	-25.0	12.74	160.00	Vertical	Horizontal	N/A
2664.400	-41.12	9.02	-25.0	16.12	9.00	Vertical	Horizontal	N/A
3860.000	-47.06	9.69	-25.0	22.06	18.00	Vertical	Horizontal	Pass
6689.250	-38.04	17.06	-25.0	13.04	323.00	Vertical	Horizontal	Pass
13355.062	-40.94	16.59	-25.0	15.94	109.00	Vertical	Horizontal	Pass

20.3 CA_7C 20MHz+10MHz, QPSK, High Channel

RSE-H&H CH21251 20M RB1 LOW CH21395 10M RB1 HIGH



Frequency (MHz)	Result (dBm)	Factor (dB)	PK Limit (dBm)	Margin (dB)	Table (o)	ANT	EUT	Verdict
1220.500	-50.96	-0.65	-25.0	25.96	209.00	Horizontal	Horizontal	Pass
2487.000	-40.12	8.82	-25.0	15.12	99.00	Horizontal	Horizontal	Pass
2681.900	-32.92	8.83	-25.0	7.92	160.00	Horizontal	Horizontal	N/A
4024.250	-47.27	9.37	-25.0	22.27	0.00	Horizontal	Horizontal	Pass
7239.000	-37.68	17.44	-25.0	12.68	40.00	Horizontal	Horizontal	Pass
13801.050	-41.20	16.99	-25.0	16.20	180.00	Horizontal	Horizontal	Pass